SUPPLEMENTAL
REMEDIAL INVESTIGATION REPORT

For the:

CLIFTON OU-2
OFF-SITE AREA (89 WILLOW AVE)
Former Manufactured Gas Plant Site
Staten Island, Richmond County, New York
Site No. 2-43-023

Prepared for:

NATIONAL GRID
One MetroTech Center
Brooklyn, New York, 11201-3850

JUNE 2008

Prepared by:

PAULUS, SOKOLOWSKI AND SARTOR ENGINEERING, PC
67 Mountain Boulevard Extension
Warren, New Jersey 07059

TABLE OF CONTENTS

1.0 EXECUTIVE SUMMARY 1-1

2.0 INTRODUCTION 2-1
2.1 Background Information 2-1

3.0 SUPPLEMENTAL REMEDIAL INVESTIGATION PROGRAM 3-1
3.1 Overview of Field Program Activities 3-1
3.1.1 Surface Soil Sampling 3-1
3.1.2 Subsurface Soil Sampling 3-1
3.1.3 Temporary Groundwater Wells 3-2
3.1.4 Community Air Monitoring Program 3-4
3.1.5 Data Validation/Data Usability 3-4

4.0 FINDINGS 4-1
4.1 Soil 4-1
4.1.1 Visual Observations 4-1
4.1.2 Discussion of Laboratory Analytical Results 4-1
4.1.2.1 Volatile Organic Compounds 4-2
4.1.2.2 Semi-Volatile Organic Compounds 4-2
4.1.2.3 RCRA Metals and Cyanide 4-3
4.1.2.4 Polychlorinated Biphenyls 4-3
4.1.3 Discussion of Environmental Forensic Analysis and Results 4-3
4.2 Groundwater 4-4
4.2.1 Visual Observations 4-4
4.2.2 Discussion of Laboratory Analytical Results 4-4
4.2.2.1 Volatile Organic Compounds 4-4
4.2.2.2 Semi-Volatile Organic Compounds 4-5
4.2.2.3 RCRA Metals and Cyanide 4-5
4.2.2.4 Polychlorinated Biphenyls 4-5

5.0 QUALITATIVE HUMAN HEALTH EXPOSURE ASSESSMENT EXECUTIVE SUMMARY 5-1

6.0 CONCLUSIONS 6-1

7.0 RECOMMENDATIONS 7-1

LIST OF FIGURES

Figure 1 Site Location Map
Figure 2 Sampling Location Plan
Figure 3 Soil Sampling Results Plan
Figure 4 Groundwater Sampling Results Plan
Figure 5 Geophysical Cross-Section

LIST OF TABLES

Table 1 TCL Volatile Organic Compounds in Soil
Table 2 TCL Semivolatile Organic Compounds in Soil
Table 3 RCRA Metals and Cyanide in Soil
Table 4 Polychlorinated Biphenyls in Soil
Table 5 TCL Volatile Organic Compounds in Groundwater
Table 6 TCL Semivolatile Organic Compounds in Groundwater
Table 7 RCRA Metals and Cyanide in Groundwater
Table 8 Polychlorinated Biphenyls in Groundwater

LIST OF APPENDICES

Appendix A Soil Laboratory Analytical Package
Appendix B Soil Boring Logs
Appendix C Data Summary Tables
Appendix D Groundwater Laboratory Analytical Package
Appendix E Groundwater Sampling Logs
Appendix F Qualitative Human Health Exposure Assessment
Appendix G Environmental Forensic Analytical Package and Report on Findings
Appendix H Test Pit Investigation Letter
Appendix I Data Usability Summary Report

1.0 EXECUTIVE SUMMARY

Paulus, Sokolowski and Sartor Engineering, PC (PS&S) has been retained by National Grid to prepare this Report to document the findings of a Supplemental Remedial Investigation of a now offsite property at 89 Willow Avenue associated with the Clifton OU-2 former Manufactured Gas Plant. This Supplemental Remedial Investigation Report (SRIR) documents the completed soil and groundwater investigation activities within the 89 Willow Avenue parcel, which is referred to throughout this report as the "Off-Site Area". This parcel is owned by a third party, and is presently vacant while being prepared for development by its owner. The investigation program was conducted by PS&S from September to October 2007 in accordance with the approved New York State Department of Environmental Conservation (NYSDEC) Supplemental Remedial Investigation Work Plan dated August 2007.

Materials believed to be associated with the former MGP operations had previously been found on the parcel. The purpose of the Supplemental Remedial Investigation was to characterize the existing soil and groundwater conditions within the Off-Site Area, update the qualitative human health exposure assessment prior to its future development and guide the determination as to whether remedial actions, beyond an approved work plan for the excavation of the contaminated surface soils, would be required.

As part of this program, a total of 14 soil borings and 10 ground water points were installed for the purpose of retrieving test samples and visual observations. Visual observations of the existing subsurface soil indicate the presence of purifier waste at 1 location and suspected MGP related impacts in the soil at 3 of the 14 boring locations. Soil sample analytical results revealed the presence of metals, semivolatile organic compounds (SVOC) and volatile organic compounds (VOC) at levels which exceed the NYSDEC SubPart 375 Protection of Human Health Restricted Commercial Soil Cleanup Objective (Part 375 SCO) at 10 of the 14 boring locations. Exceedances in the Part 375 SCO concentration for total cyanide (27 mg/kg) were detected at 7 of the 14 boring locations ranging from 33.6 to 299 mg/kg. Both the visual observations and analytical data indicate that impacted soils were encountered within the surface (i.e., the top six feet) and then at depths between 12 and 25 feet below grade surface. Two soil samples were collected and delivered to Alpha Woods Hole Labs for an environmental forensic analysis. This analysis confirmed that the parcel exhibited MGP related impacts.

Groundwater sample analytical results revealed the presence of metals, semivolatile organics compounds (SVOC) and volatile organic compounds (VOCs) at levels which exceed the NYSDEC Ambient Water Quality Standards (AWQS) at 6 of the 10 locations. Exceedances in the AWQS concentration for total cyanide (200µg/L) were detected at 5 of the 10 sample locations ranging from 300 to 5010 µg/L. The analytical data indicates that groundwater impacts extend to a depth of approximately 20 feet below ground surface (bgs).

The SRIR identified concentrations of constituents that pose potentially complete exposure pathways to the users of 89 Willow Ave if there were to be unrestricted land use activities.

However, the site's zoning, current, and future use are consistent with industrial/commercial land use which dramatically reduce the potential for exposure. Therefore, when considering the intended commercial use and when comparing to the Restricted Commercial Use SCOs, the only potential exposure pathways are to soils at or greater than 12 feet deep and to groundwater beneath the site. These potential pathways are mitigated by the commercial land use, the lack of groundwater use at the site, and by the use of soil and groundwater management plans minimizing the potential for contact and exposure.

The soil and groundwater impacts encountered during this Supplemental Remedial Investigation program were located in the general area of the proposed remedial excavation of contaminated surface soils. However, based on the findings presented below, PS&S will prepare for submission to the NYSDEC a Revised-Interim Remedial Measures Work Plan for the proposed remedial excavation of the Off-Site Area. This submission will provide further details on the proposed remedial excavation intended to address the impacts observed at these areas. The planned IRM, redevelopment and institutional controls at the site will eliminate or reduce the identified exposure pathways at the site.

2.0 INTRODUCTION

Paulus, Sokolowski & Sartor Engineering, PC (PS&S) has been retained by National Grid to perform a Supplemental Remedial Investigation (SRI) of an Off-Site Area located immediately adjacent to and west of the Former Clifton Manufactured Gas Plant (MGP) Site Operable Unit No. 2 (OU-2). The Off-Site Area is located at 89 Willow Avenue and is shown on Figure No. 1.

This Supplemental Remedial Investigation Report (SRIR) describes the methodologies undertaken to complete the SRI and presents the results of the soils and groundwater investigations. The SRI was completed in accordance with the New York State Department of Conservation (NYSDEC) approved Supplemental Remedial Investigation Work Plan (SRIWP) dated September 2007.

The SRI objectives are as follows:

1. To sufficiently characterize the existing site soil and groundwater conditions in order to understand the nature and extent of environmental impacts and update the qualitative human health exposure assessment (QHHEA) prior to the future commercial development of the site by others.
2. To provide sufficient information to support the implementation of the planned Interim Remedial Measure (IRM) Excavation.

2.1 Background Information

Current Site Conditions

The Off-Site Area is currently an undeveloped, unpaved lot that is privately owned. The Off-Site area is designated as Block 2841 Lot 138 and is currently zoned for manufacturing (M3-1). The property is bounded to the north by the Staten Island Railroad (SIRR); to the south by Willow Avenue and residential condominiums, to the east by the Clifton former MGP site OU-2 and a commercial/manufacturing facility to the west.

In 2007, the current private property owner began removing fill associated with the former railroad spur to the SIRR as part of the property development. The property is anticipated to be developed in 2008 with a warehouse or other manufacturing facility based upon preliminary discussions with the property owner.

Site History

The property was previously an elevated railroad spur for the SIRR. The abandoned railroad spur was excavated and leveled by the current property owner, as part of the site development activities. The property is located in a mixed commercial and

manufacturing zone that is zoned M3-1 with commercial/manufacturing uses. North and west of the property is the SIRR right-of-way and active tracks. A parking lot and machine shop currently exist to the southwest of the property. South of the property is Willow Avenue and then residential condominiums. The former MGP site is located to the east and north of the property. A storm sewer is located on the north and east side of the 89 Willow Avenue Property along the property line with the former MGP.

3.0 SUPPLEMENTAL REMEDIAL INVESTIGATION PROGRAM

3.1 Overview of Field Program Activities

The field procedures and analytical methodologies presented in the September 2007 Supplemental Remedial Investigation Work Plan (SRIWP) were used to complete this SRI program. The initial scope of work, outlined in the SRIWP, identified a total of 10 soil borings and 5 groundwater probes. As a result of identified visual impacts encountered in some of the borings, the actual scope of work conducted consisted of the installation and advancement of 14 soil borings, 2 GeoProbe groundwater probes and 10 temporary wells. As a safety precaution, the first 5 bgs of each boring and temporary well were hand cleared using a shovel, a post-hole digger and/or vacuum "Guzzler" type equipment. GeoProbe® direct push technology was utilized to advance each boring and temporary well from 5 feet bgs to its end point.

3.1.1 Surface Soil Sampling

A total of 14 surface soil samples were collected from depths ranging between 0 and 2 feet below any encountered ground surface cover utilizing a dedicated polyethylene scoop and placed into laboratory-supplied sample containers. All samples were field-screened utilizing a photoionization detector (PID) for the presence of volatile organic vapors. Surface soil samples collected for laboratory analysis were targeted towards visual, olfactory and PID indications of impacts.

Samples were placed in a cooler and maintained at a temperature of 4º Celsius until delivery to H2M Labs, Inc. under chain of custody documentation. All surface soil samples selected for laboratory analysis were analyzed for Target Compound List (TCL) Volatile Organic Compounds (VOC), TCL Semi-Volatile Organic Compounds (SVOC), polychlorinated biphenyls (PCB), total cyanide and Resource Conservation Recovery Act Metals (RCRA-8 Metals). The analytical results of the surface soil samples collected from the Off-Site Area are presented and discussed in **Section 3.1.2**. The surface soil sample locations are shown on **Figure 2**.

3.1.2 Subsurface Soil Sampling

A total of 42 subsurface soil samples were collected using direct push GeoProbe sampling techniques with a decontaminated probe sampler and dedicated acetate liners. All samples were field-screened for volatile organic vapors utilizing a PID; inspected for the presence of staining, discoloration, Non-Aqueous Phase Liquid (NAPL), ash, tar and other MGP-residuals; checked for odors; and logged by a geologist using the Unified Soil Classification System (USCS).

A total of 14 soil borings were advanced as part of this SRI Program. Soil borings were advanced to depths ranging from 15 to 35 feet bgs. A minimum of two subsurface soil samples were selected for analysis from each boring based on the following criteria:

- The apparent groundwater table;
- The interval exhibiting the greatest indications of impacts based on visual observations and field screening; and,
- The "visibly clean" zone located 10 feet beneath the deepest interval of observed impacts.

If no impacts were observed throughout the boring, a sample was obtained at the termination depth of the boring.

Samples were placed in a cooler and maintained at a temperature of 4º Celsius until delivery to H2M Labs, Inc. under chain of custody documentation. All subsurface soil samples selected for laboratory analysis were analyzed for TCL VOC, TCL SVOC, PCBs, total cyanide and RCRA-8 Metals. The analytical results of the subsurface soil samples collected from the soil borings are discussed in **Section 3.1.2**. The locations of the soil borings are shown on **Figure 2**.

Upon completion of the soil borings, recovered sample material that did not exhibit field evidence of MGP related impacts (i.e., elevated PID readings, staining or odors) were returned to the boring. Soils that exhibited field evidence of MGP related impacts were placed in 55-gallon steel drums and later disposed of in accordance with applicable federal and state regulations. The remainder of each borehole was backfilled with grout and restored at grade with like material.

3.1.3 Temporary Groundwater Wells

A total of 10 temporary groundwater wells and two GeoProbe groundwater probes were installed at the Off-Site Area during the SRI activities. The two hydropunch samples were collected using a two foot long stainless steel hollow sampling point with 0.010-inch slotted screen. Grab samples SB-8W-GW3 (11.0 to 15.0 feet bgs) and SB-8W-3 (12.0 to 17.0 feet bgs) were collected from the groundwater probe locations.

Temporary wells were constructed of 5 feet of 1-inch diameter, schedule 40 poly-vinyl chloride (PVC) 0.010-inch slotted well screen. The remainder of each well was constructed of 1-inch diameter, schedule 40 PVC solid riser. GeoProbe® technology was used to install each well. Temporary wells were screened at the following depths:

- GPESB-1WS (shallow): 4.0 to 9.0 ft bgs
- GPESB-1WI (intermediate): 15.0 to 20.0 ft bgs
- GPESB-3WS (shallow): 4.0 to 9.0 ft bgs
- GPESB-3WD (deep): 25.0 to 30.0 ft bgs
- GPESB-5WS (shallow): 4.0 to 9.0 ft bgs
- GPESB-5WI (intermediate): 10.0 to 15.0 ft bgs
- GPESB-6WS (shallow): 3.0 to 8.0 ft bgs
- GPESB-6WI (intermediate): 9.0 to 14.0 ft bgs
- GPESB-8WS (shallow): 3.0 to 8.0 ft bgs
- GPESB-8WD (deep): 20.0 to 25.0 ft bgs

Prior to the collection of groundwater samples from the temporary wells, PS&S attempted to develop each well until field parameters stabilized. Water quality parameters, including pH, conductivity, turbidity, dissolved oxygen, temperature and redox potential, were monitored during development and sampling activities utilizing a calibrated Horiba U-22 multiple parameter instrument. Additionally, any evidence of odors, sheens or the presence of NAPL was noted. All field parameters and observations were logged in project field forms. All evacuated groundwater was stored in 55-gallon drums until its disposal in accordance with applicable federal and state regulations. Visual observations and water quality parameters noted during groundwater sampling activities are summarized in **Section 3.2.1**.

Groundwater samples were collected from each temporary well using a peristaltic pump and low-flow sampling techniques where adequate groundwater recovery occurred. Static groundwater samples were collected from the temporary wells where adequate groundwater recovery did not occur (GPEGW-1WS, GPEGW-3WS, GPEGW-3WD, GPEGW-6WS and GPEGW-8WD).

All groundwater samples were transferred into laboratory-supplied sample containers. Samples were placed in a cooler and maintained at a temperature of 4º Celsius until delivery to H2M Labs, Inc. under chain of custody documentation. All groundwater samples selected for laboratory analysis were analyzed for TCL VOC, TCL SVOC, PCBs, total cyanide and RCRA-8 Metals with the exception of samples collected from GPESB-1WS, GPESB-3WS and GPESB-6WS which did not yield enough groundwater for a full analytical scan. The groundwater sample collected from GPESB-1WS was analyzed for TCL VOC only and the groundwater samples collected from GPESB-3WS and GPESB-6WS were analyzed for TCL VOC and TCL SVOC only. The analytical results of the groundwater samples collected from the temporary wells are discussed in **Section 3.2.2**. The locations of the temporary wells are shown on **Figure 2**.

The initial scope of work, outlined in the SRIWP, the proposed groundwater sampling parameters were to consist of TCL VOC, TCL SVOC and cyanide. To provide for a more accurate comparison of potential impacts, a decision was made to analyze the groundwater samples for the same parameters as the collected soil samples. Therefore, the groundwater samples were additionally analyzed for PCBs and RCRA Metals.

Upon completion of sampling activities, the PVC riser and screen were removed from each borehole and the borehole was allowed to naturally collapse into itself. The remainder of each borehole was grouted and finished to grade with like material.

3.1.4 Community Air Monitoring Program

In accordance with NYSDEC and NYSDOH, a Community Air Monitoring Program (CAMP) was implemented at the site during the installation of the soil borings at the Off-Site Area. The requirements for the CAMP, VOC monitoring, response levels and actions were presented in the Health and Safety Plan previously approved for Clifton OU-1. Air monitoring stations were utilized at locations up and down-wind of the investigation activities. VOCs and respirable particulates (PM-10) were monitored at the stations on a continuous basis. Each monitoring station contained a data logging PID and a data logging dust meter. In addition, a PID was used to monitor the breathing zone and to quantify any VOCs emanating from the open bore hole and from soil removed.

All air monitoring instruments were calibrated on a daily basis prior to the start of field work. All data from the stationary air monitoring stations were electronically downloaded to the on-site computer at the conclusion of each work day. No exceedances of the prescribed 15-minute averages for VOC and particulate emissions were noted during the SRI.

3.1.5 Data Validation/Data Usability

The analytical data reported herein is based on validated data. All analytical data packages submitted by H2M Labs Inc. were validated in accordance with the NYSDEC 10/95 Analytical Services Protocol (ASP) Quality Assurance/Quality Control (QA/QC) requirements. Data validation was performed by an independent QA/QC officer, meeting the qualifications required by NYSDEC to perform data validation. The data packages were reviewed for transcription errors, as well as compliance with analytical methods and QA/QC requirements. A Data Usability Summary Report (DUSR) was prepared for each sample delivery group (SDG) or data package. The DUSRs are located in **Appendix I**.

4.0 FINDINGS

The assessment of the presence of chemical constituents in the existing site soil was conducted using physical descriptions of the recovered sample media and analytical results. The soil laboratory analytical data packages are presented in **Appendix A** and physical observations are included on the soil boring longs presented in **Appendix B** of this Report. The findings are further summarized in the subsections below.

4.1 Soil

4.1.1 Visual Observations

During the soil boring installations, the recovered soils were field screened using a PID, and inspected for visual and olfactory evidence to determine the apparent presence/absence of MGP-related impacts. The recovered soils were classified utilizing the USCS for soil descriptions and related MGP-impacts were described utilizing criteria established by National Grid.

The shallow stratigraphy beneath the area of investigation consisted of heterogeneous fill and alluvial/marsh deposits based on soil samples examined during the soil boring and temporary monitoring well installations by PS&S as part of this SRI. Surficial soils are composed of heterogeneous fill across most of the site and ranges in thickness from approximately 3 feet to 22 feet in the off-site area just west of the site boundary. The fill composition is primarily poorly sorted and high permeability sand and gravel with varying percentages of gravel, silt, clay, and ash, brick, coal, concrete, metal, slag and wood fragments. The alluvial/marsh deposits encountered in the area of investigation consist mainly of interbedded layers of silt, peat and clay as shown on the cross-section (Figure 5). The top of these deposits were encountered from approximately 3 feet bgs on to approximately 22 feet bgs.

In general, only four soil borings exhibited evidence of visual impacts, including the presence of wood chips (purifier waste) and a sheen on the soils. Purifier waste was observed in boring GPESB-8W at approximately 1.5 feet below grade surface (ft bgs), while sheen on soils was observed in borings GPESB-7A at approximately 16.0 ft bgs, GPESB-6W at approximately 13.5 ft bgs and GPESB-1W at approximately 21.0 ft bgs. Soil boring logs, which include descriptions of the observed impacts, are included in **Appendix B**.

4.1.2 Discussion of Laboratory Analytical Results

As noted in **Section 2**, all soil samples submitted for laboratory analyses were analyzed for TCL VOC, TCL SVOC, PCB, total cyanide and RCRA-8 Metals.

The analytical results were compared to the NYSDEC SubPart 375 Protection of Human Health Restricted Commercial Soil Cleanup Objectives (Part 375 SCO) and are presented in Data Summary **Tables 1** through **4** of **Appendix C**. The data summary tables also present the sum of all detected VOC and benzene, toluene, ethylbenzene and xylenes (BTEX) compounds, SVOC, and tentatively identified compounds (TICs). Concentrations of chemical constituents that exceed the Part 375 SCO are presented in bold type on the data summary tables.

4.1.2.1 Volatile Organic Compounds

TCL VOC analysis was performed on 56 soil samples collected from 14 soil boring locations. Analytical results of soil sampling indicated that no individual VOC were detected at concentrations exceeding their respective Part 375 SCO. Total BTEX concentrations were negligible ranging from not detected (ND) to 0.205 milligrams per kilogram (mg/kg).

The non-MGP related VOC compounds, methylene chloride, acetone, 2-butanone and carbon disulfide were detected in several of the soil samples at concentrations below their respective Part 375 SCO. Data summary tables comparing the VOC concentrations to Part 375 SCO are included as **Table 1**.

4.1.2.2 Semi-Volatile Organic Compounds

Total SVOC analysis was performed at the 56 soil samples collected from the 14 soil boring locations. Total SVOC concentrations range from ND to 3,584 mg/kg (GPESB-6W-4). Total PAH concentrations range from ND to 3,270 mg/kg (GPESB-6W-4).

Soil samples collected from four of the borings (GPESB-1W, GPESB-6W, GPESB-8WA and GPESB-10) contained SVOC (more specifically, polyaromatic hydrocarbons [PAH]) at concentrations greater than their respective Part 375 SCO. The individual SVOC which exceeded their Part 375 SCO in one or more of the aforementioned samples are as follows:

- Indeno(1,2,3-cd)pyrene;
- Benzo(a)pyrene;
- Benzo(k)fluoranthene;
- Benzo(b)fluoranthene’
- Chrysene;
- Benzo(a)anthracene;
- Fluoranthene;
- Phenanthrene; and

- Dibenzo(a,h)anthracene.

Summary tables comparing the SVOC concentrations to Part 375 SCO are included as **Table 2**.

4.1.2.3 RCRA Metals and Cyanide

Analytical results of soil sampling indicated that cyanide was detected at concentrations greater than its respective Part 375 SCO of 27 mg/kg, in 11 of the 56 total soil samples analyzed. These exceedances ranged from 33.6 mg/kg to 299 mg/kg. Cyanide was detected above Part 375 SCO at depths ranging from 0.5 to 16.0 feet bgs. In addition, barium (GPESB-6W-3) and mercury (GPESB-4-1) were detected at concentrations greater than their respective Part 375 SCO. These samples are located in the area of the previously approved IRM.

Summary tables comparing the RCRA Metals concentrations to Part 375 SCO are included as **Table 3**.

4.1.2.4 Polychlorinated Biphenyls

Analytical results of soil sampling indicated that PCBs were reported as not detected at concentrations exceeding their respective method detection limit. Summary tables comparing the PCB concentrations to Part 375 SCO are included as **Table 4**.

4.1.3 Discussion of Environmental Forensic Analysis and Results

Two soil samples were collected by PS&S field representative for the purpose of conducting a high resolution hydrocarbon fingerprint (forensic) analysis to determine the nature of the impacts (i.e., odor and/or sheen). The samples were retrieved on October 3, 2007 from boring locations GPESB-6WA and GPESB-7A at a sample interval of 13.5 to 14.5 feet bgs and 15 to 16 feet bgs, respectively. The samples were delivered, under chain of custody documentation, to NewFields Environmental Forensics Practice, LLC (NewFields) and immediately transferred, under chain of custody documentation, to Alpha Woods Hole Labs in Mansfield, MA for laboratory testing and analysis.

The analytical data results and a detailed report prepared by NewFields containing their findings and conclusions are presented in **Appendix G.**

4.2 Groundwater

The assessment of the presence of chemical constituents in groundwater at the Off-Site Area was conducted using physical descriptions of the recovered sample media and analytical results. The groundwater laboratory analytical data package is presented in **Appendix D** while physical observations are included on the groundwater sampling logs presented in **Appendix E** of this Report.

4.2.1 Visual Observations

All groundwater evacuated from temporary wells during development and sampling activities was initially turbid. In some instances, groundwater cleared up prior to sampling but was typically turbid during sampling activities. A sheen was noted during the development and sampling of temporary well GPESB-1WI. All observations noted during development and sampling of the temporary wells is included on the groundwater sampling logs in **Appendix E**.

4.2.2 Discussion of Laboratory Analytical Results

The analytical results were compared to the Ambient Water Quality Standards (AWQS) Source of Drinking Water (groundwater) Classification GA, established in 6NYCRR Part 703 and TOGS 1.1.1 and are presented in Data Summary **Tables 5** through **8**, contained in **Appendix C**. Concentrations of chemical constituents that exceed the AWQS are presented in bold type on the data summary tables.

4.2.2.1 Volatile Organic Compounds

Analytical results of groundwater sampling indicated that benzene was detected in temporary wells GPEGW-1WI and GPEGW-6WI at a concentration greater than its respective AWQS. In addition, toluene and total xylenes were detected at concentrations greater than their respective AWQS in GPEGW-6WI and 2-butanone was detected at a concentration greater than its respective AWQS in SB-8W3. It should be noted that these samples are located in the area of the previously approved IRM.

Summary tables comparing the VOC concentrations to AWQS are included as **Table 5**.

4.2.2.2 Semi-Volatile Organic Compounds

Analytical results of groundwater sampling indicated that naphthalene was detected in temporary wells GPEGW-1WI and GPEGW-6WI at a concentration greater than its respective AWQS. In addition, acenaphthene was detected at a concentration greater than its respective AWQS in GPEGW-1WI.

Summary tables comparing the SVOC concentrations to AWQS are included as **Table 6**.

4.2.2.3 RCRA Metals and Cyanide

Concentrations of several individual metals exceeded their respective AWQS in 10 of the 13 groundwater samples. The individual metals which exceeded their AWQS in one or more of the temporary wells are as follows:

- Barium;
- Chromium;
- Lead;
- Mercury; and
- Cyanide.

Summary tables comparing the RCRA Metals and cyanide concentrations to AWQS are included as **Table 7**.

As discussed on **Section 3.2.1**, the majority of the groundwater samples collected were observed to be turbid. Elevated concentrations of metals in groundwater are often a result of metal molecules attaching themselves to sediment as opposed to a representation of dissolved metals in groundwater.

4.2.2.4 Polychlorinated Biphenyls

Analytical results of groundwater sampling indicated that no PCBs were detected at concentrations exceeding their respective AWQS. Summary tables comparing the PCB concentrations to AWQS are included as **Table 8**.

5.0 QUALITATIVE HUMAN HEALTH EXPOSURE ASSESSMENT EXECUTIVE SUMMARY

At the request of National Grid, GEI Consultants, Inc. (GEI) prepared Qualitative Human Health Exposure Assessment (QHHEA) for the third-party-owned 89 Willow Avenue property. This Assessment was undertaken in support of the Supplemental Remedial Investigation (SRI) conducted by Paulus, Sokolowski and Sartor Engineering, PC (PS&S). The QHHEA evaluated whether potentially complete exposure pathways exist for human users of the 89 Willow Avenue property to compounds of potential concern related to the former Manufactured Gas Plant (MGP) site, for which National Grid has responsibility. The former MGP is located adjacent to the east of 89 Willow Avenue parcel. The 89 Willow Avenue property is also referred to as the Off-Site Area of the Former Clifton Manufactured Gas Plant (MGP) Site Operable Unit No. 2 (OU-2). National Grid previously performed a Remedial Investigation (RI) of the former MGP under an Administrative Order on Consent (Index No. D2-0001-98-11) with the New York State Department of Environmental Conservation.

The 89 Willow Avenue parcel is currently a gravel parking lot and the property owner has indicated that the property will be developed with a slab-on-grade commercial warehouse and paved parking areas. The parcel is zoned M3-1 for commercial / manufacturing uses.

During site clearing activities conducted by the property owner in the Spring 2007, isolated pockets of purifier material were encountered at the 89 Willow Avenue property. Purifier material was used to purify the gas stream during the production of MGP gas and commonly contains iron-complexed cyanide and sulfur compounds that were scrubbed out of the gas stream. In response to encountering purifier material, National Grid proactively completed a test pit investigation to evaluate the extent of the purifier material under a NYSDEC-approved work plan. Based upon the findings of the test pit investigation, National Grid proposed an Interim Remedial Measure (IRM) to remove the purifier material. Prior to implementing the removal IRM, a Supplemental Remedial Investigation (SRI) was completed to further evaluate the environmental conditions at the 89 Willow Ave. property in accordance with the NYSDEC-approved Supplemental Remedial Investigation Work Plan (SRIWP).

The data obtained during the SRI were combined with data obtained from the 89 Willow Avenue parcel as part of the Remedial Investigation for OU-2 (documented in the *Final Remedial Investigation Report Clifton Former MGP Site Operable Unit 2 (OU-2)* dated February of 2005). These data were then used to evaluate the potential qualitative human health exposure for the 89 Willow Avenue parcel; the findings of this analysis are summarized below and detailed in the remainder of this appendix.

The QHHEA findings indicate that if left unmitigated, there are complete exposure pathways for users of the 89 Willow Ave parcel that could be exposed to soil and groundwater containing chemical constituents at adverse concentrations associated with the adjacent former MGP. However, the property is zoned for Commercial Use, it is being developed for and its foreseeable

future use is as a commercial property. This use combined with the intended soil removal IRM greatly reduces the potential for any future users of the property to be exposed to materials associated with the former MGP. The key findings of the QHHEA are as follows:

Soils:

- Under current conditions, a potentially complete exposure pathway exists for current and future construction/utility workers and trespassers to compounds of concern (COCs) in shallow subsurface soils to a depth of 2 feet during site activities. The planned IRM to remove the shallow subsurface soils will eliminate this potential exposure pathway.

- Under current conditions, a potentially complete exposure pathway exists for the current and future construction workers to come into contact with COCs in isolated pockets in deep subsurface soils at approximately 12 to 14 feet below the ground surface. However, these isolated pockets are below the groundwater table, are below typical depths required for construction of footers for a slab-on-grade building, and are at a depth approaching the limits of typical construction excavation equipment (commonly considered to be 15 feet for risk assessment purposes). The relative inaccessibility of these materials and the potential use of institutional controls such as a soils management plan will mitigate any future potential exposure pathway to these deep soils.

Groundwater:

- Several chemicals in groundwater are present at concentrations that exceed NYSDEC Standards, Criteria, and Guidance (SCG) values; however the groundwater is not used as a potable water source and the property will be connected to the New York City water supply system so a complete exposure pathway for ingestion does not exist.

- A potentially complete exposure pathway to shallow groundwater is expected to be limited to those individuals engaged in excavation work (e.g., construction worker and utility worker). Depth to groundwater ranges from two to eight feet below ground surface. The only chemical in shallow groundwater that exceeds the SCGs and these workers have the potential to come into contact with, is cyanide; however dermal absorption is not a route of exposure for cyanide, therefore a complete exposure pathway is not present.

- Direct contact exposures to deep groundwater are expected to be limited to those individuals engaged in excavation work (e.g., construction worker and utility worker). However, implementation of institutional controls such as a soil and groundwater management plan will minimize this potential pathway.

The SRI identified concentrations of constituents that pose potentially complete exposure pathways to the users of 89 Willow Ave when compared to unrestricted land use activities.

However, the site's zoning, current, and future use are consistent with industrial/commercial land use which dramatically reduce the potential for exposure. Therefore, when considering the intended commercial use and when comparing to the Restricted Commercial Use SCOs, the only potential exposure pathways are to soils at or greater than 12 feet deep and to groundwater beneath the site. These potential pathways are mitigated by the commercial land use, the lack of groundwater use at the site, and by the use of soil and groundwater management plans minimizing the potential for contact and exposure.

6.0 CONCLUSIONS

The following section summarizes the findings of the supplemental remedial investigation program with regard to the chemical results and visual observations of the soils and groundwater within the Off-Site Area:

- Based on the soil analytical results, SVOC and barium, mercury and cyanide are present in soil at concentrations greater than their respective Part 375 SCO and are generally associated with the identified visual impacts.

- Based on the groundwater analytical results, VOC, SVOC, RCRA Metals and cyanide are present in groundwater at concentrations greater than their respective AWQS.

- Additional evidence of purifier waste as observed within the first two-feet of soil at boring location GPESB-8W.

- Suspected MGP-related visual impacts were encountered at depths between 12 and 21 feet bgs at boring locations GPESB-1W and GPESB-7A.

- Forensic soil testing of soils which exhibited visual impacts (13.5' to 16') confirmed these impacts to be MGP-related.

- The locations of visual impacts and analytical data exceedances of SCGs have been designated as three discrete locations and have been identified as "cells" which will require remediation.

- The SRIR identified concentrations of constituents that pose potentially complete exposure pathways to the users of 89 Willow Ave when compared to unrestricted land use activities. However, the site's zoning, current, and future use are consistent with industrial/commercial land use which dramatically reduce the potential for exposure. Therefore, when considering the intended commercial use and when comparing to the Restricted Commercial Use SCOs, the only potential exposure pathways are to soils at or greater than 12 feet deep and to groundwater beneath the site. These potential pathways are mitigated by the commercial land use, the lack of groundwater use at the site, and by the use of soil and groundwater management plans minimizing the potential for contact and exposure.

7.0 RECOMMENDATIONS

- The planned IRM will consist of the excavation, handling and disposal of soils containing exceedances of individual SVOC, RCRA-8 Metals or visual impacts within the first six feet of soil ("cells"). The material will be disposed of at a National Grid approved disposal facility.

- The planned IRM will also consider the redevelopment of the property and the use of institutional controls to eliminate or reduce the potential for future exposure to the identified pathways.

FIGURES

TABLES

CD OF APPENDICES

CD TABLE OF CONTENTS

APPENDIX A	**Soil Laboratory Analytical Package**
APPENDIX B	**Soil Boring Logs**
APPENDIX C	**Data Summary Tables**
APPENDIX D	**Groundwater Laboratory Analytical Package**
APPENDIX E	**Groundwater Sampling Logs**
APPENDIX F	**Qualitative Human Health Exposure Assessment**
APPENDIX G	**Environmental Forensic Analytical Package and Report on Findings**
APPENDIX H	**Test Pit Investigation Letter**
APPENDIX I	**Data Usability Summary Report**

Legend

- Operable Unit (OU) Boundary
- Off-Site Property
- Parcels

Source:
NYC Department of City Planning
Tax Block Base Map, 2004
Aerials Express, 2006

0 100 200
Feet

PS&S
integrating design & engineering
PAULUS, SOKOLOWSKI & SARTOR Engineering, PC

CLIFTON OU-2 FORMER
MANUFACTURED GAS PLANT
(MGP) SITE
STATEN ISLAND
RICHMOND COUNTY, NEW YORK

SITE LOCATION MAP

Drn By: EB	Scale: 1" = 200'	Project: 02522.017.220
Ch'kd By: AJN	Date: 03/03/08	Figure No. : 1

Map Document: (P:\02522\017\Y\N\Maps\OffsitePropertytobeInvestigated_030308.mxd)
3/3/2008 -- 4:40:31 PM

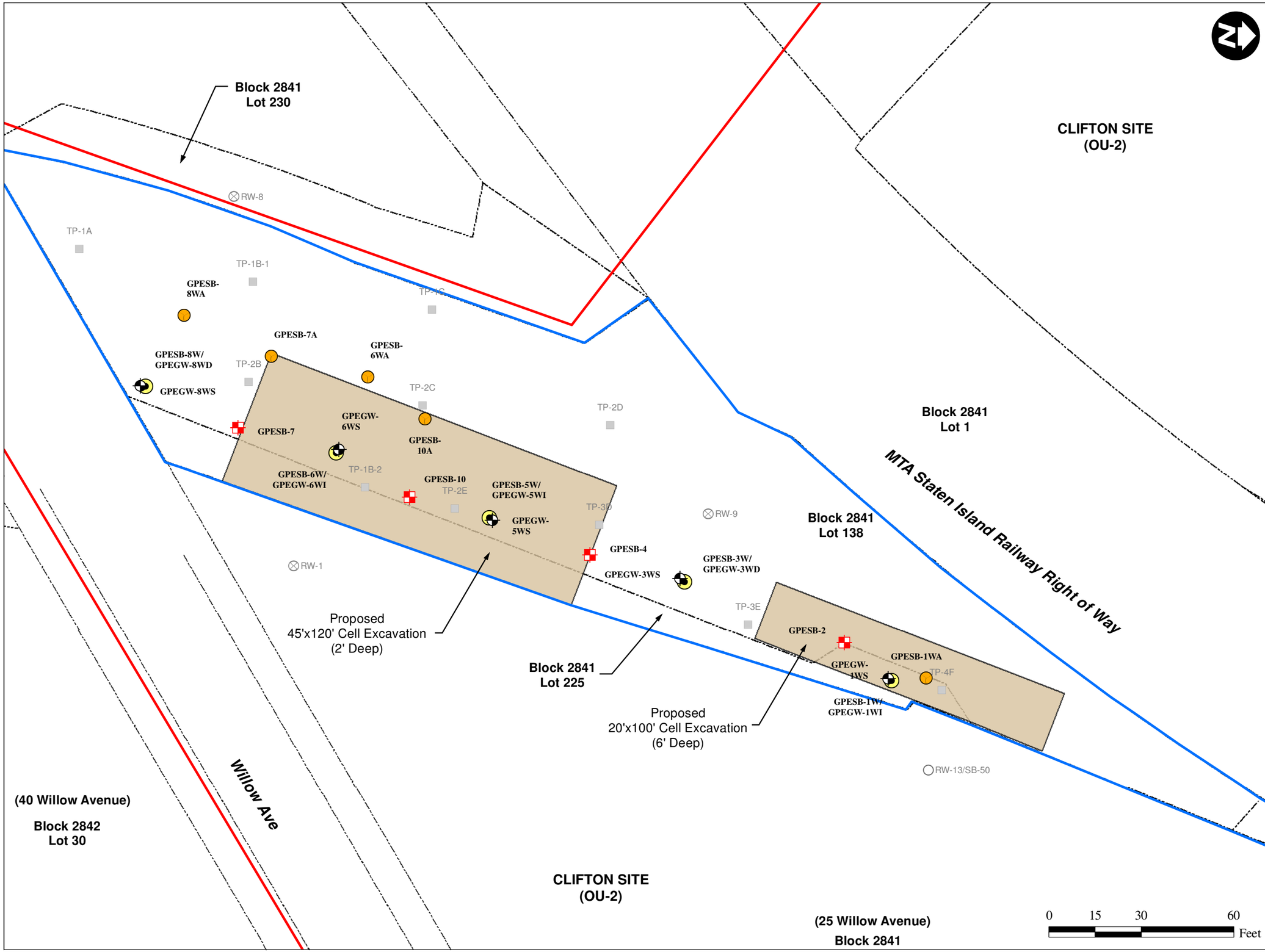

Legend

- Groundwater Sampling Location
- Soil Boring Location
- Soil Boring/Groundwater Sampling Location
- Step Out Soil Boring Location
- Test Pit Location
- Previous Monitoring Well Location
- Previous Monitoring Well/Soil Boring Location
- Operable Unit No. 2 Boundary
- Off-Site Property Boundary
- Proposed IRM Excavation Cells
- Parcels

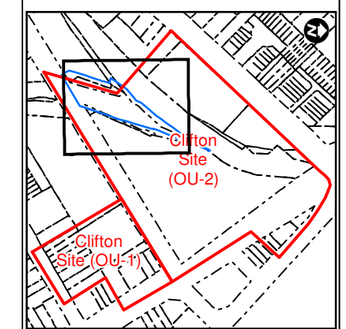

Reference Map Scale: 1" = 500'

Source:
As-Built Borings, Wells, and Step-Out Locations Surveyed By PS&S's Survey Department, October 2007.
As-Built Test Pit Locations Surveyed By PS&S's Survey Department, June 2007.
Historical Soil Borings and Monitoring Wells taken from plan entitled "Current Site Plan - OU-2", prepared by Vanasse Hangen Brustlin, Inc., dated February 2003.
PS&S Plan Entitled, "Site Topography, 40 Willow Avenue Parcel, Clifton OU-1 Site, As-Built", Dated 11/08/05.

PS&S
integrating design & engineering
PAULUS, SOKOLOWSKI and SARTOR Engineering, PC
67A MOUNTAIN BOULEVARD EXTENSION
P.O. BOX 4039
WARREN, NEW JERSEY 07059
PHONE: (732) 560-9700

CLIFTON FORMER MGP SITE
STATEN ISLAND
RICHMOND COUNTY, NEW YORK

OFF-SITE AREA
(89 WILLOW AVENUE)
SUPPLEMENTAL REMEDIAL SOIL AND GROUNDWATER INVESTIGATION
SAMPLING LOCATION PLAN

Drn By: EB	Scale: 1" = 30'	Project: 02522.017.220
Ch'kd By: AJN	Date: 02/27/08	Figure No. : 2

Map Document: (P:\02522\017\Y\N\Maps\Fig2_BoringLocPlan_022708_03.mxd)
2/27/2008 -- 2:37:27 PM

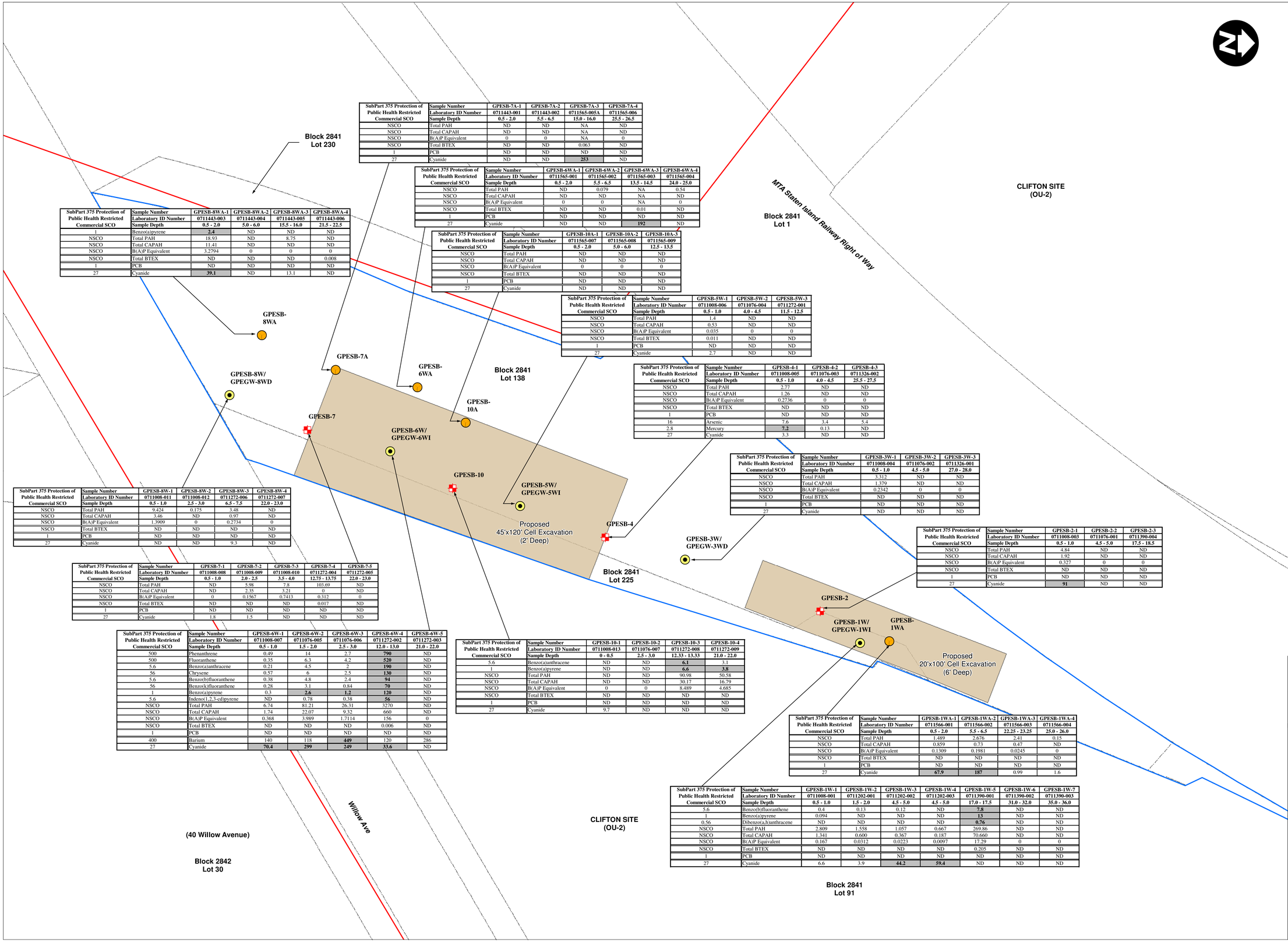

SubPart 375 Protection of Public Health Restricted Commercial SCO	Sample Number	GPESB-7A-1	GPESB-7A-2	GPESB-7A-3	GPESB-7A-4
	Laboratory ID Number	0711443-001	0711443-002	0711565-005A	0711565-006
	Sample Depth	0.5 - 2.0	5.5 - 6.5	15.0 - 16.0	25.5 - 26.5
NSCO	Total PAH	ND	ND	NA	ND
NSCO	Total CAPAH	ND	ND	NA	ND
NSCO	B(A)P Equivalent	0	0	NA	0
NSCO	Total BTEX	ND	ND	0.063	ND
1	PCB	ND	ND	ND	ND
27	Cyanide	ND	ND	**253**	ND

SubPart 375 Protection of Public Health Restricted Commercial SCO	Sample Number	GPESB-6WA-1	GPESB-6WA-2	GPESB-6WA-3	GPESB-6WA-4
	Laboratory ID Number	0711565-001	0711565-002	0711565-003	0711565-004
	Sample Depth	0.5 - 2.0	5.5 - 6.5	13.5 - 14.5	24.0 - 25.0
NSCO	Total PAH	ND	0.079	NA	0.54
NSCO	Total CAPAH	ND	ND	NA	ND
NSCO	B(A)P Equivalent	0	0	NA	0
NSCO	Total BTEX	ND	ND	0.01	ND
1	PCB	ND	ND	ND	ND
27	Cyanide	ND	ND	**192**	ND

SubPart 375 Protection of Public Health Restricted Commercial SCO	Sample Number	GPESB-8WA-1	GPESB-8WA-2	GPESB-8WA-3	GPESB-8WA-4
	Laboratory ID Number	0711443-003	0711443-004	0711443-005	0711443-006
	Sample Depth	0.5 - 2.0	5.0 - 6.0	15.5 - 16.0	21.5 - 22.5
1	Benzo(a)pyrene	**2.4**	ND	ND	ND
NSCO	Total PAH	18.93	ND	8.75	ND
NSCO	Total CAPAH	11.41	ND	ND	ND
NSCO	B(A)P Equivalent	3.2794	0	0	0
NSCO	Total BTEX	ND	ND	ND	0.008
1	PCB	ND	ND	ND	ND
27	Cyanide	**39.1**	ND	13.1	ND

SubPart 375 Protection of Public Health Restricted Commercial SCO	Sample Number	GPESB-10A-1	GPESB-10A-2	GPESB-10A-3
	Laboratory ID Number	0711565-007	0711565-008	0711565-009
	Sample Depth	0.5 - 2.0	5.0 - 6.0	12.5 - 13.5
NSCO	Total PAH	ND	ND	ND
NSCO	Total CAPAH	ND	ND	ND
NSCO	B(A)P Equivalent	0	0	0
NSCO	Total BTEX	ND	ND	ND
1	PCB	ND	ND	ND
27	Cyanide	ND	ND	ND

SubPart 375 Protection of Public Health Restricted Commercial SCO	Sample Number	GPESB-5W-1	GPESB-5W-2	GPESB-5W-3
	Laboratory ID Number	0711008-006	0711076-004	0711272-001
	Sample Depth	0.5 - 1.0	4.0 - 4.5	11.5 - 12.5
NSCO	Total PAH	1.4	ND	ND
NSCO	Total CAPAH	0.53	ND	ND
NSCO	B(A)P Equivalent	0.035	0	0
NSCO	Total BTEX	0.011	ND	ND
1	PCB	ND	ND	ND
27	Cyanide	2.7	ND	ND

SubPart 375 Protection of Public Health Restricted Commercial SCO	Sample Number	GPESB-4-1	GPESB-4-2	GPESB-4-3
	Laboratory ID Number	0711008-005	0711076-003	0711326-002
	Sample Depth	0.5 - 1.0	4.0 - 4.5	25.5 - 27.5
NSCO	Total PAH	2.77	ND	ND
NSCO	Total CAPAH	1.26	ND	ND
NSCO	B(A)P Equivalent	0.2736	0	0
NSCO	Total BTEX	ND	ND	ND
1	PCB	ND	ND	ND
16	Arsenic	7.6	3.4	5.4
2.8	Mercury	**7.2**	0.13	ND
27	Cyanide	3.3	ND	ND

SubPart 375 Protection of Public Health Restricted Commercial SCO	Sample Number	GPESB-3W-1	GPESB-3W-2	GPESB-3W-3
	Laboratory ID Number	0711008-004	0711076-002	0711326-001
	Sample Depth	0.5 - 1.0	4.5 - 5.0	27.0 - 28.0
NSCO	Total PAH	3.312	ND	ND
NSCO	Total CAPAH	1.379	ND	ND
NSCO	B(A)P Equivalent	0.2342	0	0
NSCO	Total BTEX	ND	ND	ND
1	PCB	ND	ND	ND
27	Cyanide	ND	ND	ND

SubPart 375 Protection of Public Health Restricted Commercial SCO	Sample Number	GPESB-8W-1	GPESB-8W-2	GPESB-8W-3	GPESB-8W-4
	Laboratory ID Number	0711008-011	0711008-012	0711272-006	0711272-007
	Sample Depth	0.5 - 1.0	2.5 - 3.0	6.5 - 7.5	22.0 - 23.0
NSCO	Total PAH	9.424	0.175	3.48	ND
NSCO	Total CAPAH	3.46	ND	0.97	ND
NSCO	B(A)P Equivalent	1.3909	0	0.2734	0
NSCO	Total BTEX	ND	ND	ND	ND
1	PCB	ND	ND	ND	ND
27	Cyanide	ND	ND	9.3	ND

SubPart 375 Protection of Public Health Restricted Commercial SCO	Sample Number	GPESB-2-1	GPESB-2-2	GPESB-2-3
	Laboratory ID Number	0711008-003	0711076-001	0711390-004
	Sample Depth	0.5 - 1.0	4.5 - 5.0	17.5 - 18.5
NSCO	Total PAH	4.84	ND	ND
NSCO	Total CAPAH	1.92	ND	ND
NSCO	B(A)P Equivalent	0.327	0	0
NSCO	Total BTEX	ND	ND	ND
1	PCB	ND	ND	ND
27	Cyanide	**91**	ND	ND

SubPart 375 Protection of Public Health Restricted Commercial SCO	Sample Number	GPESB-7-1	GPESB-7-2	GPESB-7-3	GPESB-7-4	GPESB-7-5
	Laboratory ID Number	0711008-008	0711008-009	0711008-010	0711272-004	0711272-005
	Sample Depth	0.5 - 1.0	2.0 - 2.5	3.5 - 4.0	12.75 - 13.75	22.0 - 23.0
NSCO	Total PAH	ND	5.98	7.8	103.69	ND
NSCO	Total CAPAH	ND	2.35	3.21	0	ND
NSCO	B(A)P Equivalent	0	0.1567	0.7413	0.312	0
NSCO	Total BTEX	ND	ND	ND	0.017	ND
1	PCB	ND	ND	ND	ND	ND
27	Cyanide	1.8	1.5	ND	ND	ND

SubPart 375 Protection of Public Health Restricted Commercial SCO	Sample Number	GPESB-6W-1	GPESB-6W-2	GPESB-6W-3	GPESB-6W-4	GPESB-6W-5
	Laboratory ID Number	0711008-007	0711076-005	0711076-006	0711272-002	0711272-003
	Sample Depth	0.5 - 1.0	1.5 - 2.0	2.5 - 3.0	12.0 - 13.0	21.0 - 22.0
500	Phenanthrene	0.49	14	2.7	**790**	ND
500	Fluoranthene	0.35	6.3	4.2	**520**	ND
5.6	Benzo(a)anthracene	0.21	4.5	2	**190**	ND
56	Chrysene	0.57	6	2.5	**130**	ND
5.6	Benzo(b)fluoranthene	0.38	4.8	2.4	**94**	ND
56	Benzo(k)fluoranthene	0.28	3.1	0.84	**70**	ND
1	Benzo(a)pyrene	0.3	**2.6**	**1.2**	**120**	ND
5.6	Indeno(1,2,3-cd)pyrene	ND	0.78	0.38	**56**	ND
NSCO	Total PAH	6.74	81.21	26.31	3270	ND
NSCO	Total CAPAH	1.74	22.07	9.32	660	ND
NSCO	B(A)P Equivalent	0.368	3.989	1.7114	156	0
NSCO	Total BTEX	ND	ND	ND	0.006	ND
1	PCB	ND	ND	ND	ND	ND
400	Barium	140	118	**449**	120	286
27	Cyanide	**70.4**	**299**	**249**	**33.6**	ND

SubPart 375 Protection of Public Health Restricted Commercial SCO	Sample Number	GPESB-10-1	GPESB-10-2	GPESB-10-3	GPESB-10-4
	Laboratory ID Number	0711008-013	0711076-007	0711272-008	0711272-009
	Sample Depth	0 - 0.5	2.5 - 3.0	12.33 - 13.33	21.0 - 22.0
5.6	Benzo(a)anthracene	ND	ND	**6.1**	3.1
1	Benzo(a)pyrene	ND	ND	**6.6**	**3.8**
NSCO	Total PAH	ND	ND	90.98	50.58
NSCO	Total CAPAH	ND	ND	30.17	16.79
NSCO	B(A)P Equivalent	0	0	8.489	4.685
NSCO	Total BTEX	ND	ND	ND	ND
1	PCB	ND	ND	ND	ND
27	Cyanide	9.7	ND	ND	ND

SubPart 375 Protection of Public Health Restricted Commercial SCO	Sample Number	GPESB-1WA-1	GPESB-1WA-2	GPESB-1WA-3	GPESB-1WA-4
	Laboratory ID Number	0711566-001	0711566-002	0711566-003	0711566-004
	Sample Depth	0.5 - 2.0	5.5 - 6.5	22.25 - 23.25	25.0 - 26.0
NSCO	Total PAH	1.489	2.676	2.41	0.15
NSCO	Total CAPAH	0.859	0.73	0.47	ND
NSCO	B(A)P Equivalent	0.1309	0.1981	0.0245	0
NSCO	Total BTEX	ND	ND	ND	ND
1	PCB	ND	ND	ND	ND
27	Cyanide	**67.9**	**187**	0.99	1.6

SubPart 375 Protection of Public Health Restricted Commercial SCO	Sample Number	GPESB-1W-1	GPESB-1W-2	GPESB-1W-3	GPESB-1W-4	GPESB-1W-5	GPESB-1W-6	GPESB-1W-7
	Laboratory ID Number	0711008-001	0711202-001	0711202-002	0711202-003	0711390-001	0711390-002	0711390-003
	Sample Depth	0.5 - 1.0	1.5 - 2.0	4.5 - 5.0	4.5 - 5.0	17.0 - 17.5	31.0 - 32.0	35.0 - 36.0
5.6	Benzo(b)fluoranthene	0.4	0.13	0.12	ND	**7.8**	ND	ND
1	Benzo(a)pyrene	0.094	ND	ND	ND	**13**	ND	ND
0.56	Dibenzo(a,h)anthracene	ND	ND	ND	ND	**0.76**	ND	ND
NSCO	Total PAH	2.809	1.558	1.057	0.667	269.86	ND	ND
NSCO	Total CAPAH	1.341	0.600	0.367	0.187	70.660	ND	ND
NSCO	B(A)P Equivalent	0.167	0.0312	0.0223	0.0097	17.29	0	0
NSCO	Total BTEX	ND	ND	ND	ND	0.205	ND	ND
1	PCB	ND	ND	ND	ND	ND	ND	ND
27	Cyanide	6.6	3.9	**44.2**	**59.4**	ND	ND	ND

Legend

- Soil Boring Location
- Soil Boring/Groundwater Sampling Location
- Step Out Soil Boring Location
- Operable Unit No. 2 Boundary
- Off-Site Property Boundary
- Proposed IRM Excavation Cells
- Parcels

ND	Not Detected
NA	Not Analyzed
PAH	Polycyclic Aromatic Hydrocarbons
CAPAH	Carcinogenic Polycyclic Aromatic Hydrocarbons
B(A)P	Benzo(a)Pyrene
BTEX	Benzene, Toluene, Ethylbenzene, and Xylenes
PCB	Polychlorinated Biphenyl
SCO	Soil Cleanup Objective
NSCO	No Soil Cleanup Objective

Note:
All Results Reported in mg/kg
Exceedances of the criteria are in bold type and are shaded.

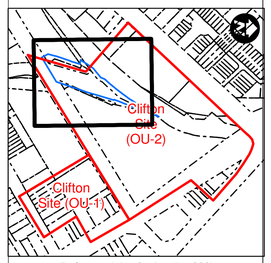

Reference Map Scale: 1" = 300'

Source:
As-Built Borings and Wells Surveyed By PS&S's Survey Department, October 2007.
PS&S Plan Entitled, "Site Topography, 40 Willow Avenue Parcel, Clifton OU-1 Site, As-Built", Dated 11/08/05.

0 8 16 32 Feet

PS&S
integrating design & engineering
PAULUS, SOKOLOWSKI and SARTOR Engineering, PC
67A MOUNTAIN BOULEVARD EXTENSION
P.O. BOX 4039
WARREN, NEW JERSEY 07059
PHONE: (732) 560-9700

CLIFTON FORMER MGP SITE
STATEN ISLAND
RICHMOND COUNTY, NEW YORK

OFF-SITE AREA
(89 WILLOW AVENUE)
SUPPLEMENTAL REMEDIAL SOIL AND GROUNDWATER INVESTIGATION
SOIL ANALYTICAL RESULTS MAP

Drn By: EB	Scale: 1" = 16'	Project: 02522.017.220
Ch'kd By: JP/AN	Date: 02/13/08	Figure No. : 3

Map Document: (P:\02522\017\YN\Maps\Fig3_Soil_Analytical_022708_02.mxd)
2/27/2008 -- 2:53:20 PM

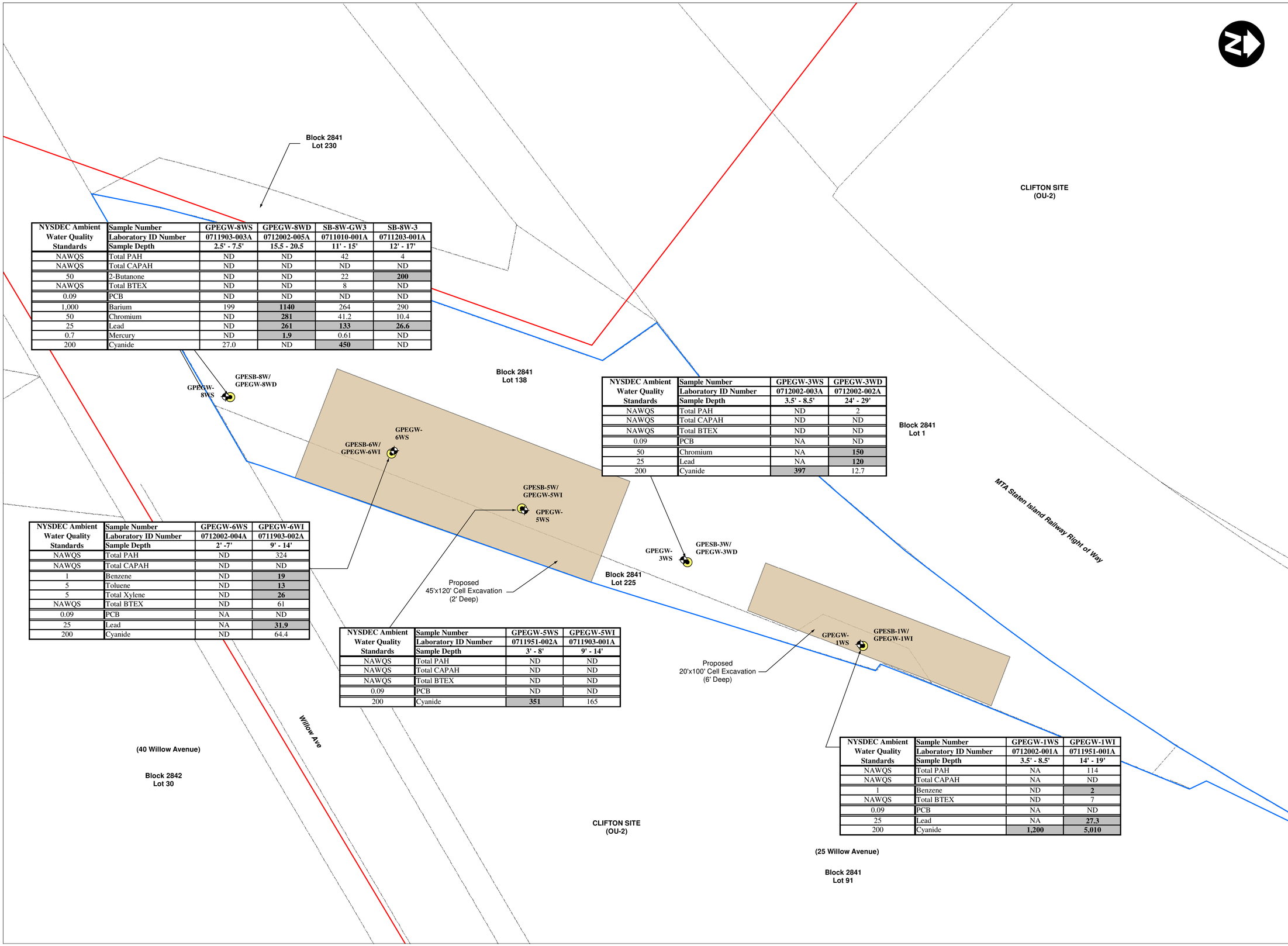

NYSDEC Ambient Water Quality Standards	Sample Number	GPEGW-8WS	GPEGW-8WD	SB-8W-GW3	SB-8W-3
	Laboratory ID Number	0711903-003A	0712002-005A	0711010-001A	0711203-001A
	Sample Depth	2.5' - 7.5'	15.5 - 20.5	11' - 15'	12' - 17'
NAWQS	Total PAH	ND	ND	42	4
NAWQS	Total CAPAH	ND	ND	ND	ND
50	2-Butanone	ND	ND	22	**200**
NAWQS	Total BTEX	ND	ND	8	ND
0.09	PCB	ND	ND	ND	ND
1,000	Barium	199	**1140**	264	290
50	Chromium	ND	**281**	41.2	10.4
25	Lead	ND	**261**	**133**	**26.6**
0.7	Mercury	ND	**1.9**	0.61	ND
200	Cyanide	27.0	ND	**450**	ND

NYSDEC Ambient Water Quality Standards	Sample Number	GPEGW-3WS	GPEGW-3WD
	Laboratory ID Number	0712002-003A	0712002-002A
	Sample Depth	3.5' - 8.5'	24' - 29'
NAWQS	Total PAH	ND	2
NAWQS	Total CAPAH	ND	ND
NAWQS	Total BTEX	ND	ND
0.09	PCB	NA	ND
50	Chromium	NA	**150**
25	Lead	NA	**120**
200	Cyanide	**397**	12.7

NYSDEC Ambient Water Quality Standards	Sample Number	GPEGW-6WS	GPEGW-6WI
	Laboratory ID Number	0712002-004A	0711903-002A
	Sample Depth	2' -7'	9' - 14'
NAWQS	Total PAH	ND	324
NAWQS	Total CAPAH	ND	ND
1	Benzene	ND	**19**
5	Toluene	ND	**13**
5	Total Xylene	ND	**26**
NAWQS	Total BTEX	ND	61
0.09	PCB	NA	ND
25	Lead	NA	**31.9**
200	Cyanide	ND	64.4

NYSDEC Ambient Water Quality Standards	Sample Number	GPEGW-5WS	GPEGW-5WI
	Laboratory ID Number	0711951-002A	0711903-001A
	Sample Depth	3' - 8'	9' - 14'
NAWQS	Total PAH	ND	ND
NAWQS	Total CAPAH	ND	ND
NAWQS	Total BTEX	ND	ND
0.09	PCB	ND	ND
200	Cyanide	**351**	165

NYSDEC Ambient Water Quality Standards	Sample Number	GPEGW-1WS	GPEGW-1WI
	Laboratory ID Number	0712002-001A	0711951-001A
	Sample Depth	3.5' - 8.5'	14' - 19'
NAWQS	Total PAH	NA	114
NAWQS	Total CAPAH	NA	ND
1	Benzene	ND	**2**
NAWQS	Total BTEX	ND	7
0.09	PCB	NA	ND
25	Lead	NA	**27.3**
200	Cyanide	**1,200**	**5,010**

Legend

- Groundwater Sampling Location
- Soil Boring/Groundwater Sampling Location
- Operable Unit No. 2 Boundary
- Off-Site Property Boundary
- Proposed IRM Excavation Cells
- Parcels

ND	Not Detected
NA	Not Analyzed
PAH	Polycyclic Aromatic Hydrocarbons
CAPAH	Carcinogenic Polycyclic Aromatic Hydrocarbons
BTEX	Benzene, Toluene, Ethylbenzene, and Xylenes
PCB	Polychlorinated Biphenyl
NAWQS	No Ambient Water Quality Standard

Note:
All Results Reported in ug/L
Exceedances of the criteria are in bold type and are shaded.

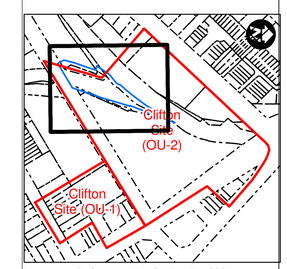

Reference Map Scale: 1" = 300'

Source:
As-Built Borings and Wells Surveyed By PS&S's Survey Department, October 2007.
PS&S Plan Entitled, "Site Topography, 40 Willow Avenue Parcel, Clifton OU-1 Site, As-Built", Dated 11/08/05.

0 8 16 32 Feet

PS&S
integrating design & engineering
PAULUS, SOKOLOWSKI and SARTOR Engineering, PC
67A MOUNTAIN BOULEVARD EXTENSION
P.O. BOX 4039
WARREN, NEW JERSEY 07059
PHONE: (732) 560-9700

CLIFTON FORMER MGP SITE
STATEN ISLAND
RICHMOND COUNTY, NEW YORK

OFF-SITE AREA
(89 WILLOW AVENUE)
SUPPLEMENTAL REMEDIAL SOIL AND GROUNDWATER INVESTIGATION
GROUNDWATER ANALYTICAL RESULTS MAP

Drn By: EB	Scale: 1" = 16'	Project: 02522.017.220
Ch'kd By: JP/AN	Date: 02/13/08	Figure No. : 4

Map Document: (P:\02522\017\Y\NMaps\Fig4_GW_Analytical_022708_02.mxd)
2/27/2008 -- 2:56:04 PM

Geophysical Cross-Section A-A'

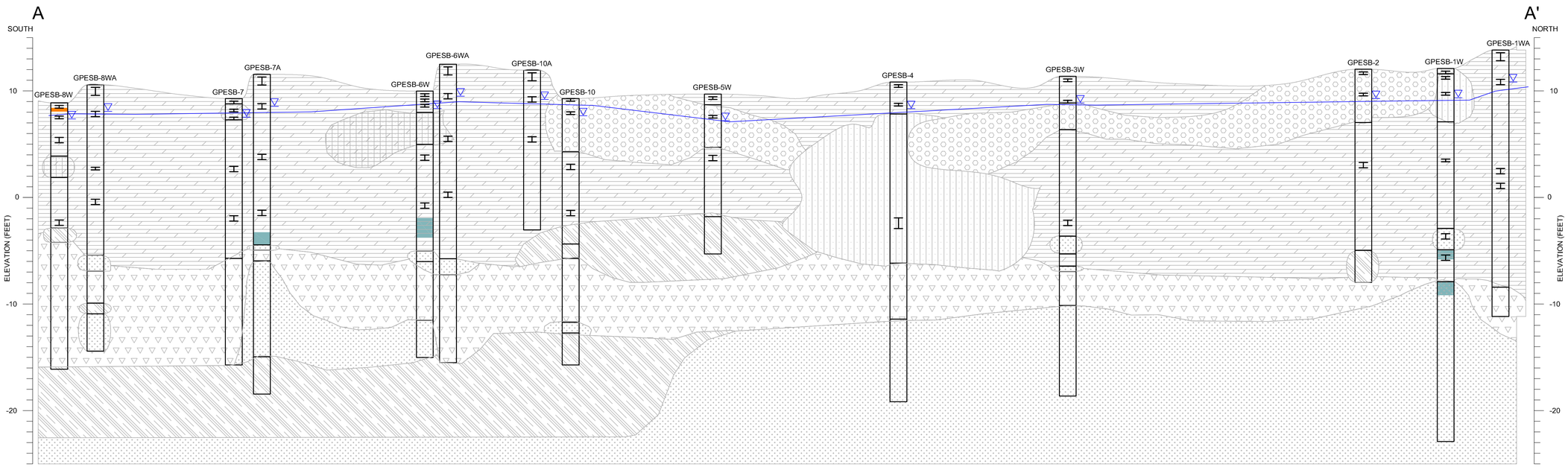

Horizontal Scale: 1" = 10'
Vertical Scale: 1" = 5'

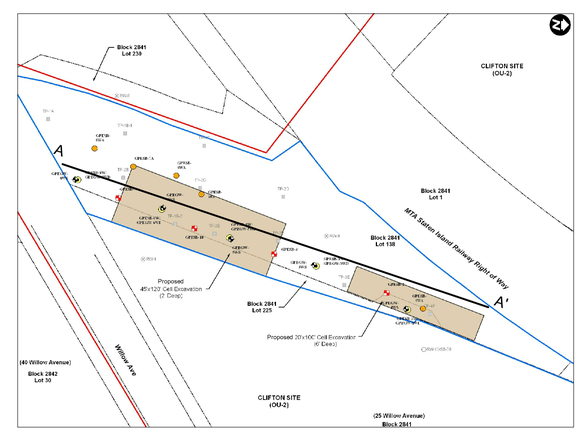

KEYMAP
SCALE: 1"=50'

REVISIONS/ISSUES

NO.	DATE	DESCRIPTION

LEGEND

- Fill
- Clay (CL)
- Organics (OL)
- Peat
- Silty Sand (SM)
- Gravelly Sand (SP)
- Apparent Water Table
- Sheen with Hydrocarbon Odors
- Purifier (Woodchips) with Slight Odors
- Sample Interval

Source:
Boring Locations from PS&S Survey Department, October 2007

ALL DIMENSIONS MUST BE VERIFIED BY THE CONTRACTOR. NOTIFY PAULUS, SOKOLOWSKI AND SARTOR, LLC. OF ANY CONFLICTS, ERRORS, AMBIGUITIES OR DISCREPANCIES IN THE CONTRACT DRAWINGS OR SPECIFICATIONS BEFORE PROCEEDING WITH CONSTRUCTION.

ALL DIMENSIONS SHALL BE AS NOTED IN WORDS OR NUMBERS ON THE CONTRACT DRAWINGS. DO NOT SCALE THE DRAWINGS TO DETERMINE DIMENSIONS.

THESE CONTRACT DRAWINGS CONTAIN DATA INTENDED SPECIFICALLY FOR THE NOTED PROJECT AND CLIENT. THEY ARE NOT INTENDED FOR USE ON EXTENSIONS OF THIS PROJECT OR FOR REUSE ON ANY OTHER PROJECT.

THE COPYING AND/OR MODIFICATION OF THIS DOCUMENT OR ANY PORTION THEREOF WITHOUT THE WRITTEN PERMISSION OF PAULUS, SOKOLOWSKI, AND SARTOR, LLC. IS PROHIBITED.

COPYRIGHT 2007 PAULUS, SOKOLOWSKI, AND SARTOR, LLC. - ALL RIGHTS RESERVED.

PS&S
integrating design & engineering
PAULUS, SOKOLOWSKI and SARTOR Engineering, PC
67A MOUNTAIN BOULEVARD EXTENSION
P.O. BOX 4039
WARREN, NEW JERSEY 07059
PHONE: (732) 560-9700

PROJECT

CLIFTON FORMER MGP SITE
STATEN ISLAND
RICHMOND COUNTY,
NEW YORK

SHEET TITLE

OFF-SITE AREA
(89 WILLOW AVENUE)
SUPPLEMENTAL REMEDIAL
INVESTIGATION REPORT
CROSS-SECTION A-A'

DATE 02/13/08	JOB NO. 02522.017.220
SCALE AS SHOWN	
DRAWN EB	FIGURE NO.
CHKD. AJN/JMP	5

TABLE 7
CLIFTON OU-2 (OFF-SITE AREA)
SUPPLEMENTAL REMEDIAL INVESTIGATION
METALS IN GROUNDWATER

Sample Number:	**NYSDEC Ambient Water Quality Standards**	**SB-8W-GW3**		**SB-8W-3**		**GPESB-1WS**		**GPESB-1WI**		**GPESB-3WS**		**GPESB-3WD**	
Lab Sample ID No:		**0711010-001**		**0711203-001**		**0712002-001**		**0711951-001**		**0712002-003**		**0712002-002**	
Depth (ft bgs):		**11' - 15'**		**12' - 17'**		**3.5' - 8.5'**		**14' - 19'**		**3.5' - 8.5'**		**24' - 29'**	
Sample Type:		**Groundwater**		**Groundwater**		**Groundwater**		**Groundwater**		**Groundwater**		**Groundwater**	
Sample Date:		**9/21/2007**		**9/25/2007**		**10/17/2007**		**10/16/2007**		**10/17/2007**		**10/17/2007**	
Units:		**µg/L**	**Q**	**µg/L**	**Q**	**µg/L**	**Q**	**µg/L**	**Q**	**µg/L**	**Q**	**µg/L**	**Q**
Arsenic	25	9.1	B	3.9	B	NA		1.8	U	NA		9.3	B
Barium	1000	264		290		NA		288		NA		652	
Cadmium	5	1.2	B	0.57	B	NA		0.32	U	NA		0.71	B
Chromium	50	41.2		10.4		NA		15.3		NA		**150**	
Lead	25	**133**		**26.6**		NA		**27.3**		NA		**120**	
Mercury	0.7	0.61		0.1	U	NA		0.16	B	NA		0.50	
Selenium	10	2.4	U	2.4	U	NA		2.4	U	NA		2.5	B
Silver	50	1.5	B	1.1	B	NA		1.4	B	NA		0.60	B
Cyanide	200	**450**		10	U	**1200**	N	**5010**	N	**397**	N	12.7	N

NOTES:

U = Indicates a compound was analyzed for, but not detected. For results marked U, the numerical value is the compound MDL or PQL.
N = Indicates Matrix Spike Sample Recovery not met.
E = Indicates the reported value is estimated because of the presence of interference.
* = Indicates Duplicate analysis not within control limits.
B = Indicates reported value is less than the Contract Required Detection Limits but greater than the Instrument Detection Limit.
J = Indicates that the associated numerical value is an approximate (estimated) concentration.
D - Indicates Sample Was Diluted.
Q - Indicates laboratory qualifier
NA - Indicates that sample was not analyzed.
NYSDEC Ambient Water Quality Standards (AWQS) Taken From The Most Current Edition Of TOGS 1.1.1.

TABLE 7 (cont.)
CLIFTON OU-2 (OFF-SITE AREA)
SUPPLEMENTAL REMEDIAL INVESTIGATION
METALS IN GROUNDWATER

Sample Number:	**NYSDEC Ambient Water Quality Standards**	**GPESB-5WS**		**GPESB-5WI**		**GPESB-6WS**		**GPESB-6WI**		**GPESB-7WS****		**GPESB-8WS**		**GPESB-8WD**	
Lab Sample ID No:		**0711951-002**		**0711903-001**		**0712002-004**		**0711903-002**		**0711951-003**		**0711903-003**		**0712002-005**	
Depth (ft bgs):		**3' - 8'**		**9' - 14'**		**2' -7'**		**9' - 14'**		**3' - 8'**		**2.5' - 7.5'**		**15.5 - 20.5**	
Sample Type:		**Groundwater**		**Groundwater**		**Groundwater**		**Groundwater**		**Groundwater**		**Groundwater**		**Groundwater**	
Sample Date:		**10/16/2007**		**10/15/2007**		**10/17/2007**		**10/15/2007**		**10/16/2007**		**10/15/2007**		**10/17/2007**	
Units:		**µg/L**	**Q**	**µg/L**	**Q**	**µg/L**	**Q**	**µg/L**	**Q**	**µg/L**	**Q**	**µg/L**	**Q**	**µg/L**	**Q**
Arsenic	25	1.8	U	1.8	U	NA		3.4	B	1.8	U	1.8	U	11	
Barium	1000	236		266		NA		264		233		199	B	**1140**	
Cadmium	5	0.32	U	0.55	B	NA		0.32	U	0.32	U	0.32	U	0.45	B
Chromium	50	0.78	B	2.6	B	NA		18.0		1.2	B	0.57	U	**281**	
Lead	25	1.4	U	6.8		NA		**31.9**		1.7	B	1.4	U	**261**	
Mercury	0.7	0.10	U	0.1	U	NA		0.10	U	0.10	U	0.10	U	**1.9**	
Selenium	10	2.4	U	2.4	U	NA		2.4	U	2.4	U	2.4	U	2.4	U
Silver	50	1.2	B	1.7	B	NA		0.98	B	0.99	B	0.47	B	1.1	B
Cyanide	200	**351**	N	165		10	U	64.4	N	**300**	N	27.0	N	10	U

NOTES:
U = Indicates a compound was analyzed for, but not detected. For results marked U, the numerical value is the compound MDL or PQL.
N = Indicates Matrix Spike Sample Recovery not met.
E = Indicates the reported value is estimated because of the presence of interference.
* = Indicates Duplicate analysis not within control limits.
B = Indicates reported value is less than the Contract Required Detection Limits but greater than the Instrument Detection Limit.
J = Indicates that the associated numerical value is an approximate (estimated) concentration.
D - Indicates Sample Was Diluted.
Q - Indicates laboratory qualifier
NA - Indicates that sample was not analyzed.
** = Collected blind duplicate sample for GPESB-5WS
NYSDEC Ambient Water Quality Standards (AWQS) Taken From The Most Current Edition Of TOGS 1.1.1.

TABLE 7 (cont.)
CLIFTON OU-2 (OFF-SITE AREA)
SUPPLEMENTAL REMEDIAL INVESTIGATION
METALS IN GROUNDWATER

Sample Number:	**NYSDEC Ambient Water Quality Standards**	**FB101707**	
Lab Sample ID No:		**0712002-006**	
Depth (ft bgs):		**--**	
Sample Type:		**Aqueous**	
Sample Date:		**10/17/2007**	
Units:		**ug/L**	**Q**
Arsenic	25	1.8	U
Barium	1000	3.2	U
Cadmium	5	0.32	U
Chromium	50	0.57	U
Lead	25	1.4	U
Mercury	0.7	0.1	U
Selenium	10	2.4	U
Silver	50	0.41	U
Cyanide	200	10	U

NOTES:
U = Indicates a compound was analyzed for, but not detected. For results marked U, the numerical value is the compound MDL or PQL.
N = Indicates Matrix Spike Sample Recovery not met.
E = Indicates the reported value is estimated because of the presence of interference.
* = Indicates Duplicate analysis not within control limits.
B = Indicates reported value is less than the Contract Required Detection Limits but greater than the Instrument Detection Limit.
J = Indicates that the associated numerical value is an approximate (estimated) concentration.
D - Indicates Sample Was Diluted.
Q - Indicates laboratory qualifier
NA - Indicates that sample was not analyzed.
NYSDEC Ambient Water Quality Standards (AWQS) Taken From The Most Current Edition Of TOGS 1.1.1.

TABLE 6
CLIFTON OU-2 (89 WILLOW AVE)
SUPPLEMENTAL REMEDIAL INVESTIGATION
SEMIVOLATILE ORGANIC COMPOUNDS IN GROUNDWATER

Sample Number:	**NYSDEC Ambient Water Quality Standards**	**SB-8W-GW3**		**SB-8W-3**		**GPESB-1WS**		**GPESB-1WI**		**GPESB-3WS**		**GPESB-3WD**	
Lab Sample ID No:		**0711010-001**		**0711203-001**		**0712002-001**		**0711951-001**		**0712002-003**		**0712002-002**	
Depth(ft bgs):		**11' - 15'**		**12' - 17'**		**3.5' - 8.5'**		**14' - 19'**		**3.5' - 8.5'**		**24' - 29'**	
Sample Type:		**Groundwater**		**Groundwater**		**Groundwater**		**Groundwater**		**Groundwater**		**Groundwater**	
Sample Date:		**9/21/2007**		**9/25/2007**		**10/17/2007**		**10/16/2007**		**10/17/2007**		**10/17/2007**	
Units:		**µg/L**	**Q**	**µg/L**	**Q**	**µg/L**	**Q**	**µg/L**	**Q**	**µg/L**	**Q**	**µg/L**	**Q**
Naphthalene	10	7	J	10	U	NA		**29**		10	U	1	J
2-Methylnaphthalene		10	U	10	U	NA		4	J	10	U	10	U
Acenaphthylene		10	U	10	U	NA		10	U	10	U	10	U
Acenaphthene	20	6	J	1	J	NA		**34**		10	U	1	J
Dibenzofuran		1	J	10	U	NA		10	U	10	U	10	U
Fluorene	50	12		2	J	NA		12		10	U	10	U
Phenanthrene	50	10	U	10	U	NA		24		10	U	10	U
Anthracene	50	2	J	10	U	NA		4	J	10	U	10	U
Carbazole		4	J	10	U	NA		10	U	10	U	10	U
Di-n-butyl phthalate	50	2	J	10	U	NA		1	J	10	U	10	U
Fluoranthene	50	9	J	1	J	NA		3	J	10	U	10	U
Pyrene	50	6	J	10	U	NA		4	J	10	U	10	U
Benzo(a)anthracene	0.002	10	U	10	U	NA		10	U	10	U	10	U
Chrysene	0.002	10	U	10	U	NA		10	U	10	U	10	U
Benzo(b)fluoranthene	0.002	10	U	10	U	NA		10	U	10	U	10	U
Benzo(k)fluoranthene	0.002	10	U	10	U	NA		10	U	10	U	10	U
Benzo(a)pyrene	ND	10	U	10	U	NA		10	U	10	U	10	U
Indeno(1,2,3-cd)pyrene	0.002	10	U	10	U	NA		10	U	10	U	10	U
Dibenzo(a,h)anthracene		10	U	10	U	NA		10	U	10	U	10	U
Benzo(g,h,i)perylene		10	U	10	U	NA		10	U	10	U	10	U
Total SVOCs		49		4		NA		115		ND		2	
Total PAHs		42		4		NA		114		ND		2	
Total CAPAHs		ND		ND		NA		ND		ND		ND	
Total TICs		138		112		NA		80		5		34	

NOTES:
U - Indicates a compound was analyzed for, but not detected. For results marked U, the numerical value is the compound MDL or PQL.
J - Indicates an estimated value.
E - Indicates concentration exceeds the calibrated range of the instrument. Concentrations in diluted samples are lower.
D - Indicates sample was diluted.
B - Indicates that the analyte was found in the blank as well as the sample indicating possible/probable blank contamination.
Q - Indicates laboratory qualifier
NA - Indicates that sample was not analyzed.
NYSDEC Ambient Water Quality Standards (AWQS) Taken From The Most Current Edition Of TOGS 1.1.1.

TABLE 6 (cont.)
CLIFTON OU-2 (89 WILLOW AVE)
SUPPLEMENTAL REMEDIAL INVESTIGATION
SEMIVOLATILE ORGANIC COMPOUNDS IN GROUNDWATER

Sample Number:	NYSDEC Ambient Water Quality Standards	GPESB-5WS		GPESB-5WI		GPESB-6WS		GPESB-6WI		GPESB-7WS**		GPESB-8WS		GPESB-8WD	
Lab Sample ID No:		0711951-002B		0711903-001B		0712002-004B		0711903-002B		0711951-003B		0711903-003B		0712002-005B	
Depth(ft bgs):		3' - 8'		9' - 14'		2' -7'		9' - 14'		3' - 8'		2.5' - 7.5'		15.5 - 20.5	
Sample Type:		Groundwater		Groundwater		Groundwater		Groundwater		Groundwater		Groundwater		Groundwater	
Sample Date:		10/16/2007		10/15/2007		10/17/2007		10/15/2007		10/16/2007		10/15/2007		10/17/2007	
Units:		µg/L	Q	µg/L	Q	µg/L	Q	µg/L	Q	µg/L	Q	µg/L	Q	µg/L	Q
Naphthalene	10	10	U	10	U	10	U	**250**	D	10	U	10	U	10	U
2-Methylnaphthalene		10	U	10	U	10	U	23		10	U	10	U	10	U
2-Methylphenol		10	U	10	U	10	U	40		10	U	10	U	10	U
4-Methylphenol		10	U	10	U	10	U	95	D	10	U	10	U	10	U
Acenaphthylene		10	U	10	U	10	U	10	U	10	U	10	U	10	U
Acenaphthene	20	10	U	10	U	10	U	6	J	10	U	10	U	10	U
Dibenzofuran		10	U	10	U	10	U	14		10	U	10	U	10	U
Fluorene	50	10	U	10	U	10	U	14		10	U	10	U	10	U
Phenanthrene	50	10	U	10	U	10	U	21		10	U	10	U	10	U
Phenol		10	U	10	U	10	U	40		10	U	10	U	10	U
Anthracene	50	10	U	10	U	10	U	3	J	10	U	10	U	10	U
Carbazole		10	U	10	U	10	U	32		10	U	10	U	10	U
Di-n-butyl phthalate	50	10	U	10	U	10	U	1	J	10	U	10	U	10	U
2,4- Dimethylphenol		10	U	10	U	10	U	56		10	U	10	U	10	U
Fluoranthene	50	10	U	10	U	10	U	4	J	10	U	10	U	10	U
Pyrene	50	10	U	10	U	10	U	3	J	10	U	10	U	10	U
Benzo(a)anthracene	0.002	10	U	10	U	10	U	10	U	10	U	10	U	10	U
Chrysene	0.002	10	U	10	U	10	U	10	U	10	U	10	U	10	U
Benzo(b)fluoranthene	0.002	10	U	10	U	10	U	10	U	10	U	10	U	10	U
Benzo(k)fluoranthene	0.002	10	U	10	U	10	U	10	U	10	U	10	U	10	U
Benzo(a)pyrene	ND	10	U	10	U	10	U	10	U	10	U	10	U	10	U
Indeno(1,2,3-cd)pyrene	0.002	10	U	10	U	10	U	10	U	10	U	10	U	10	U
Dibenzo(a,h)anthracene		10	U	10	U	10	U	10	U	10	U	10	U	10	U
Benzo(g,h,i)perylene		10	U	10	U	10	U	10	U	10	U	10	U	10	U
Total SVOCs		ND		ND		ND		602		ND		ND		ND	
Total PAHs		ND		ND		ND		324		ND		ND		ND	
Total CAPAHs		ND		ND		ND		ND		ND		ND		ND	
Total TICs		10		7		11		211		8		11		4	

NOTES:
U - Indicates a compound was analyzed for, but not detected. For results marked U, the numerical value is the compound MDL or PQL.
J - Indicates an estimated value.
E - Indicates concentration exceeds the calibrated range of the instrument. Concentrations in diluted samples are lower.
D - Indicates sample was diluted.
B - Indicates that the analyte was found in the blank as well as the sample indicating possible/probable blank contamination.
Q - Indicates laboratory qualifier
NA - Indicates that sample was not analyzed.
** = Collected blind duplicate sample for GPESB-5WS
NYSDEC Ambient Water Quality Standards (AWQS) Taken From The Most Current Edition Of TOGS 1.1.1.

TABLE 6 (cont.)
CLIFTON OU-2 (89 WILLOW AVE)
SUPPLEMENTALREMEDIAL INVESTIGATION
SEMIVOLATILE ORGANIC COMPOUNDS IN GROUNDWATER

Sample Number:	**FB101707**	
Lab Sample ID No:	**0712002-006B**	
Depth(ft):	**--**	
Sample Type:	**Aqueous**	
Sample Date:	**10/17/2007**	
Units:	**ug/L**	**Q**
Naphthalene	10	U
2-Methylnaphthalene	10	U
Acenaphthylene	10	U
Acenaphthene	10	U
Dibenzofuran	10	U
Fluorene	10	U
Phenanthrene	10	U
Anthracene	10	U
Carbazole	10	U
Fluoranthene	10	U
Pyrene	10	U
Benzo(a)anthracene	10	U
Chrysene	10	U
Benzo(b)fluoranthene	10	U
Benzo(k)fluoranthene	10	U
Benzo(a)pyrene	10	U
Indeno(1,2,3-cd)pyrene	10	U
Dibenzo(a,h)anthracene	10	U
Benzo(g,h,i)perylene	10	U
Total SVOCs	ND	
Total PAHs	ND	
Total CAPAHs	ND	
Total TICs	2	

NOTES:
U - Indicates a compound was analyzed for, but not detected. For results marked U, the numerical value is the compound MDL or PQL.
J - Indicates an estimated value.
E - Indicates concentration exceeds the calibrated range of the instrument. Concentrations in diluted samples are lower.
D - Indicates sample was diluted.
B - Indicates that the analyte was found in the blank as well as the sample indicating possible/probable blank contamination.
Q - Indicates laboratory qualifier
NA - Indicates that sample was not analyzed.
NYSDEC Ambient Water Quality Standards (AWQS) Taken From The Most Current Edition Of TOGS 1.1.1.

TABLE 5
CLIFTON OU-2 (89 WILLOW AVE)
SUPPLEMENTAL REMEDIAL INVESTIGATION
VOLATILE ORGANIC COMPOUNDS IN GROUNDWATER

Sample Number:	**NYSDEC Ambient Water Quality Standards**	**GPEGW-1WS**		**GPEGW-1WI**		**GPEGW-3WS**		**GPEGW-3WD**		**GPEGW-5WS**		**GPEGW-5WI**	
Lab Sample ID No:		**0712002-001A**		**0711951-001A**		**0712002-003A**		**0712002-002A**		**0711951-002A**		**0711903-001A**	
Depth(ft bgs):		**3.5' - 8.5'**		**14' - 19'**		**3.5' - 8.5'**		**24' - 29'**		**3' - 8'**		**9' - 14'**	
Sample Type:		**Groundwater**		**Groundwater**		**Groundwater**		**Groundwater**		**Groundwater**		**Groundwater**	
Sample Date:		**10/17/2007**		**10/16/2007**		**10/17/2007**		**10/17/2007**		**10/16/2007**		**10/15/2007**	
Units:		**µg/L**	**Q**	**µg/L**	**Q**	**µg/L**	**Q**	**µg/L**	**Q**	**µg/L**	**Q**	**µg/L**	**Q**
Acetone	50	4	J	10	U	10	U	11		10	U	10	U
Chloroform	7	10	U	10	U	3	J	1	J	10	U	10	U
2-Butanone	50	10	U	10	U	10	U	4	J	10	U	10	U
Benzene	1	10	U	**2**	J	10	U	10	U	10	U	10	U
Carbon Disulfide		10	U	10	U	10	U	1	J	10	U	10	U
Tetrachloroethene	5	10	U	10	U	10	U	10	U	10	U	10	U
Toluene	5	10	U	10	U	10	U	10	U	10	U	10	U
Ethylbenzene	5	10	U	2	J	10	U	10	U	10	U	10	U
Styrene	5	10	U	10	U	10	U	10	U	10	U	10	U
Xylene (total)	5	10	U	3	J	10	U	10	U	10	U	10	U
Total VOCs		4		7		3		17		ND		ND	
Total BTEX		ND		7		ND		ND		ND		ND	
Total TICs		ND		66		ND		ND		ND		ND	

NOTES:
U - Indicates a compound was analyzed for, but not detected. For results marked U, the numerical value is the compound MDL or PQL.
J - Indicates an estimated value.
E - Indicates concentration exceeds the calibrated range of the instrument. Concentrations in diluted samples are lower.
D - Indicates sample was diluted.
B - Indicates that the analyte was found in the blank as well as the sample indicating possible/probable blank contamination.
Q - Indicates laboratory qualifier
NA - Indicates that sample was not analyzed.
NYSDEC Ambient Water Quality Standards (AWQS) Taken From The Most Current Edition Of TOGS 1.1.1.

TABLE 5 (cont.)
CLIFTON OU-2 (89 WILLOW AVE)
SUPPLEMENTAL REMEDIAL INVESTIGATION
VOLATILE ORGANIC COMPOUNDS IN GROUNDWATER

Sample Number:	**NYSDEC Ambient Water Quality Standards**	**GPEGW-6WS**		**GPEGW-6WI**		**GPESB-7WS****		**GPEGW-8WS**		**GPEGW-8WD**		**SB-8W-GW3**		**SB-8W-3**	
Lab Sample ID No:		**0712002-004A**		**0711903-002A**		**0711951-003A**		**0711903-003A**		**0712002-005A**		**0711010-001A**		**0711203-001A**	
Depth(ft bgs):		**2' -7'**		**9' - 14'**		**3' - 8'**		**2.5' - 7.5'**		**15.5 - 20.5**		**11' - 15'**		**12' - 17'**	
Sample Type:		**Groundwater**		**Groundwater**		**Groundwater**		**Groundwater**		**Groundwater**		**Groundwater**		**Groundwater**	
Sample Date:		**10/17/2007**		**10/15/2007**		**10/16/2007**		**10/15/2007**		**10/17/2007**		**9/21/2007**		**9/25/2007**	
Units:		**µg/L**	**Q**	**µg/L**	**Q**	**µg/L**	**Q**	**µg/L**	**Q**	**µg/L**	**Q**	**µg/L**	**Q**	**µg/L**	**Q**
Acetone	50	4	J	10	U	10	U	10	U	5	J	19		8	J
Chloroform	7	10	U	10	U	10	U	10	U	10	U	10	U	2	J
2-Butanone	50	10	U	10	U	10	U	10	U	10	U	22		**200**	D
Benzene	1	10	U	**19**		10	U	10	U	10	U	1	J	10	U
Carbon Disulfide		10	U	10	U	10	U	10	U	10	U	9	J	10	U
Tetrachloroethene	5	10	U	10	U	10	U	10	U	10	U	10	U	10	U
Toluene	5	10	U	**13**		10	U	10	U	10	U	2	J	10	U
Ethylbenzene	5	10	U	3	J	10	U	10	U	10	U	10	U	10	U
Styrene	5	10	U	10	U	10	U	10	U	10	U	10	U	10	U
Xylene (total)	5	10	U	**26**		10	U	10	U	10	U	5	J	10	U
Total VOCs		4		61		ND		ND		5		58		210	
Total BTEX		ND		61		ND		ND		ND		8		ND	
Total TICs		ND		35		ND		ND		ND		ND		24	

NOTES:
U - Indicates a compound was analyzed for, but not detected. For results marked U, the numerical value is the compound MDL or PQL.
J - Indicates an estimated value.
E - Indicates concentration exceeds the calibrated range of the instrument. Concentrations in diluted samples are lower.
D - Indicates sample was diluted.
B - Indicates that the analyte was found in the blank as well as the sample indicating possible/probable blank contamination.
Q - Indicates laboratory qualifier
NA - Indicates that sample was not analyzed.
** = Collected blind duplicate sample for GPESB-5WS
NYSDEC Ambient Water Quality Standards (AWQS) Taken From The Most Current Edition Of TOGS 1.1.1.

TABLE 5 (cont.)
CLIFTON OU-2 (89 WILLOW AVE)
SUPPLEMENTAL REMEDIAL INVESTIGATION
VOLATILE ORGANIC COMPOUNDS IN GROUNDWATER

Sample Number:	**TB 092107**		**TB 092507**		**TB101507**		**TB101607**		**FB101707**		**TB101707**	
Lab Sample ID No:	**0711010-002**		**0711203-002**		**0711903-004A**		**0711951-004A**		**0712002-006A**		**0712002-007A**	
Depth(ft):	**--**		**--**		**--**		**--**		**--**		**--**	
Sample Type:	**Aqueous**		**Aqueous**		**Aqueous**		**Aqueous**		**Aqueous**		**Aqueous**	
Sample Date:	**9/21/2007**		**9/25/2007**		**10/15/2007**		**10/16/2007**		**10/17/2007**		**10/17/2007**	
Units:	**ug/L**	**Q**	**µg/L**	**Q**	**ug/L**	**Q**	**ug/L**	**Q**	**ug/L**	**Q**	**ug/L**	**Q**
Chloromethane	10	U	10	U	10	U	10	U	10	U	10	U
Bromomethane	10	U	10	U	10	U	10	U	10	U	10	U
Vinyl chloride	10	U	10	U	10	U	10	U	10	U	10	U
Chloroethane	10	U	10	U	10	U	10	U	10	U	10	U
Methylene chloride	10	U	10	U	10	U	10	U	10	U	10	U
Acetone	10	U	10	U	6	BJ	7	BJ	10	U	10	U
Carbon disulfide	10	U	10	U	10	U	10	U	10	U	10	U
1,1-Dichloroethene	10	U	10	U	10	U	10	U	10	U	10	U
1,1-Dichloroethane	10	U	10	U	10	U	10	U	10	U	10	U
1,2-Dichloroethene (total)	10	U	10	U	10	U	10	U	10	U	10	U
Chloroform	10	U	10	U	10	U	10	U	10	U	10	U
1,2-Dichloroethane	10	U	10	U	10	U	10	U	10	U	10	U
2-Butanone	10	U	3	J	10	U	10	U	10	U	10	U
1,1,1-Trichloroethane	10	U	10	U	10	U	10	U	10	U	10	U
Carbon tetrachloride	10	U	10	U	10	U	10	U	10	U	10	U
Bromodichloromethane	10	U	10	U	10	U	10	U	10	U	10	U
1,2-Dichloropropane	10	U	10	U	10	U	10	U	10	U	10	U
cis-1,3-Dichloropropene	10	U	10	U	10	U	10	U	10	U	10	U
Trichloroethene	10	U	10	U	10	U	10	U	10	U	10	U
Dibromochloromethane	10	U	10	U	10	U	10	U	10	U	10	U
1,1,2-Trichloroethane	10	U	10	U	10	U	10	U	10	U	10	U
Benzene	10	U	10	U	10	U	10	U	10	U	10	U
trans-1,3-Dichloropropene	10	U	10	U	10	U	10	U	10	U	10	U
Bromoform	10	U	10	U	10	U	10	U	10	U	10	U
4-Methyl-2-pentanone	10	U	10	U	10	U	10	U	10	U	10	U
2-Hexanone	10	U	10	U	10	U	10	U	10	U	10	U
Tetrachloroethene	10	U	10	U	10	U	10	U	10	U	10	U
1,1,2,2-Tetrachloroethane	10	U	10	U	10	U	10	U	10	U	10	U
Toluene	10	U	10	U	10	U	10	U	10	U	10	U
Chlorobenzene	10	U	10	U	10	U	10	U	10	U	10	U
Ethylbenzene	10	U	10	U	10	U	10	U	10	U	10	U
Styrene	10	U	10	U	10	U	10	U	10	U	10	U
Xylene (total)	10	U	10	U	10	U	10	U	10	U	10	U
Total VOCs	ND		3		6		7		ND		ND	
Total BTEX	ND		ND		ND		ND		ND		ND	
Total TICs	ND		ND		ND		ND		ND		ND	

NOTES:
U - Indicates a compound was analyzed for, but not detected. For results marked U, the numerical value is the compound MDL or PQL.
J - Indicates an estimated value.
E - Indicates concentration exceeds the calibrated range of the instrument. Concentrations in diluted samples are lower.
D - Indicates sample was diluted.
B - Indicates that the analyte was found in the blank as well as the sample indicating possible/probable blank contamination.
Q - Indicates laboratory qualifier
NA - Indicates that sample was not analyzed.
NYSDEC Ambient Water Quality Standards (AWQS) Taken From The Most Current Edition Of TOGS 1.1.1.

TABLE 4
OFF SITE AREA (89 Willow Ave)
SUPPLEMENTAL REMEDIAL INVESTIGATION
PCBs IN SOIL

Sample Number:	**SubPart 375 Protection of Public Health Restricted Commercial SCO**	**GPESB-1W-1**		**GPESB-1W-2**		**GPESB-1W-3**		**GPESB-1W-4**		**GPESB-1W-5**		**GPESB-1W-6**	
Lab Sample ID No:		**0711008-001B**		**0711202-001B**		**0711202-002B**		**0711202-003B**		**0711390-001B**		**0711390-002B**	
Depth (ft bgs):		**0.5 - 1.0**		**1.5 - 2.0**		**4.5 - 5.0**		**4.5 - 5.0**		**17.0 - 17.5**		**31.0 - 32.0**	
Sample Type:		**Soil**		**Soil**		**Soil**		**Soil**		**Soil**		**Soil**	
Sample Date:		**9/21/2007**		**9/21/2007**		**9/21/2007**		**9/21/2007**		**10/1/2007**		**10/1/2007**	
Units:		**mg/kg**	**Q**	**mg/kg**	**Q**	**mg/kg**	**Q**	**mg/kg**	**Q**	**mg/kg**	**Q**	**mg/kg**	**Q**
Aroclor-1016		0.31	U	0.3	U	0.038	U	0.039	U	0.05	U	0.059	U
Aroclor-1221		0.62	U	0.61	U	0.077	U	0.079	U	0.1	U	0.12	U
Aroclor-1232		0.31	U	0.3	U	0.038	U	0.039	U	0.05	U	0.059	U
Aroclor-1242		0.31	U	0.3	U	0.038	U	0.039	U	0.05	U	0.059	U
Aroclor-1248		0.31	U	0.3	U	0.038	U	0.039	U	0.05	U	0.059	U
Aroclor-1254		0.31	U	0.3	U	0.038	U	0.039	U	0.05	U	0.059	U
Aroclor-1260		0.31	U	0.3	U	0.077	U	0.079	U	0.05	U	0.59	U
TOTAL PCB	1	ND		ND		ND		ND		ND		ND	

NOTES:
U - Indicates a compound was analyzed for, but not detected. For results marked U, the numerical value is the compound MDL or PQL.
J - Indicates an estimated value.
E - Indicates concentration exceeds the calibrated range of the instrument. Concentrations in diluted sample are lower.
B - Indicates that the analyte was found in the blank as well as the sample. It indicates possible/probable blank contamination.
NA - Indicates that sample was not analyzed.
Q - Indicates laboratory qualifier.
The Restricted Commercial Soil Cleanup Objective was taken from the most recent version of SubPart 375-6.

TABLE 4 (cont.)
OFF SITE AREA (89 Willow Ave)
SUPPLEMENTAL REMEDIAL INVESTIGATION
PCBs IN SOIL

Sample Number:	**SubPart 375 Protection of Public Health Restricted Commercial SCO**	**GPESB-1W-7**		**GPESB-1WA-1**		**GPESB-1WA-2**		**GPESB-1WA-3**		**GPESB-1WA-4**		**GPESB-2-1**	
Lab Sample ID No:		**0711390-003B**		**0711566-001B**		**0711566-002B**		**0711566-003B**		**0711566-004B**		**0711008-003B**	
Depth (ft bgs):		**35.0 - 36.0**		**0.5 - 2.0**		**5.5 - 6.5**		**22.25 - 23.25**		**25.0 - 26.0**		**0.5 - 1.0**	
Sample Type:		**Soil**		**Soil**		**Soil**		**Soil**		**Soil**		**Soil**	
Sample Date:		**10/1/2007**		**10/4/2007**		**10/4/2007**		**10/4/2007**		**10/4/2007**		**9/21/2007**	
Units:		**mg/kg**	**Q**	**mg/kg**	**Q**	**mg/kg**	**Q**	**mg/kg**	**Q**	**mg/kg**	**Q**	**mg/kg**	**Q**
Aroclor-1016		0.059	U	0.15	U	0.046	U	0.065	U	0.076	U	0.037	U
Aroclor-1221		0.12	U	0.3	U	0.093	U	0.13	U	0.15	U	0.074	U
Aroclor-1232		0.059	U	0.15	U	0.046	U	0.065	U	0.076	U	0.037	U
Aroclor-1242		0.059	U	0.15	U	0.046	U	0.065	U	0.076	U	0.037	U
Aroclor-1248		0.059	U	0.15	U	0.046	U	0.065	U	0.076	U	0.037	U
Aroclor-1254		0.059	U	0.15	U	0.046	U	0.065	U	0.076	U	0.037	U
Aroclor-1260		0.059	U	0.15	U	0.046	U	0.065	U	0.076	U	0.037	U
TOTAL PCB	1	ND		ND		ND		ND		ND		ND	

NOTES:
U - Indicates a compound was analyzed for, but not detected. For results marked U, the numerical value is the compound MDL or PQL.
J - Indicates an estimated value.
E - Indicates concentration exceeds the calibrated range of the instrument. Concentrations in diluted sample are lower.
B - Indicates that the analyte was found in the blank as well as the sample. It indicates possible/probable blank contamination.
NA - Indicates that sample was not analyzed.
Q - Indicates laboratory qualifier.
The Restricted Commercial Soil Cleanup Objective was taken from the most recent version of SubPart 375-6.

TABLE 4 (cont.)
OFF SITE AREA (89 Willow Ave)
SUPPLEMENTAL REMEDIAL INVESTIGATION
PCBs IN SOIL

Sample Number:	**SubPart 375 Protection of Public Health Restricted Commercial SCO**	**GPESB-2-2**		**GPESB-2-3**		**GPESB-3W-1**		**GPESB-3W-2**		**GPESB-3W-3**		**GPESB-4-1**	
Lab Sample ID No:		**0711076-001B**		**0711390-004B**		**0711008-004**		**0711076-002B**		**0711326-001B**		**0711008-005B**	
Depth (ft bgs):		**4.5 - 5.0**		**17.5 - 18.5**		**0.5 - 1.0**		**4.5 - 5.0**		**27.0 - 28.0**		**0.5 - 1.0**	
Sample Type:		**Soil**		**Soil**		**Soil**		**Soil**		**Soil**		**Soil**	
Sample Date:		**9/24/2007**		**10/1/2007**		**9/21/2007**		**9/24/2007**		**9/28/2007**		**9/21/2007**	
Units:		**mg/kg**	**Q**	**mg/kg**	**Q**	**mg/kg**	**Q**	**mg/kg**	**Q**	**mg/kg**	**Q**	**mg/kg**	**Q**
Aroclor-1016		0.038	U	0.038	U	0.037	U	0.038	U	0.077	U	0.038	U
Aroclor-1221		0.076	U	0.077	U	0.074	U	0.077	U	0.16	U	0.076	U
Aroclor-1232		0.038	U	0.038	U	0.037	U	0.038	U	0.077	U	0.038	U
Aroclor-1242		0.038	U	0.038	U	0.037	U	0.038	U	0.077	U	0.038	U
Aroclor-1248		0.038	U	0.038	U	0.037	U	0.038	U	0.077	U	0.038	U
Aroclor-1254		0.038	U	0.038	U	0.037	U	0.038	U	0.077	U	0.038	U
Aroclor-1260		0.038	U	0.038	U	0.037	U	0.038	U	0.077	U	0.038	U
TOTAL PCB	1	ND		ND		ND		ND		ND		ND	

NOTES:
U - Indicates a compound was analyzed for, but not detected. For results marked U, the numerical value is the compound MDL or PQL.
J - Indicates an estimated value.
E - Indicates concentration exceeds the calibrated range of the instrument. Concentrations in diluted sample are lower.
B - Indicates that the analyte was found in the blank as well as the sample. It indicates possible/probable blank contamination.
NA - Indicates that sample was not analyzed.
Q - Indicates laboratory qualifier.
The Restricted Commercial Soil Cleanup Objective was taken from the most recent version of SubPart 375-6.

TABLE 4 (cont.)
OFF SITE AREA (89 Willow Ave)
SUPPLEMENTAL REMEDIAL INVESTIGATION
PCBs IN SOIL

Sample Number:	**SubPart 375 Protection of Public Health Restricted Commercial SCO**	**GPESB-4-2**		**GPESB-4-3**		**GPESB-5W-1**		**GPESB-5W-2**		**GPESB-5W-3**		**GPESB-6W-1 (1)**	
Lab Sample ID No:		**0711076-003B**		**0711326-002B**		**0711008-006B**		**0711076-004B**		**0711272-001B**		**0711008-007B**	
Depth (ft bgs):		**4.0 - 4.5**		**25.5 - 27.5**		**0.5 - 1.0**		**4.0 - 4.5**		**11.5 - 12.5**		**0.5 - 1.0**	
Sample Type:		**Soil**		**Soil**		**Soil**		**Soil**		**Soil**		**Soil**	
Sample Date:		**9/24/2007**		**9/28/2007**		**9/21/2007**		**9/24/2007**		**9/27/2007**		**9/21/2007**	
Units:		**mg/kg**	**Q**	**mg/kg**	**Q**	**mg/kg**	**Q**	**mg/kg**	**Q**	**mg/kg**	**Q**	**mg/kg**	**Q**
Aroclor-1016		0.039	U	0.053	U	0.3	U	0.039	U	0.039	U	1.2	U
Aroclor-1221		0.078	U	0.11	U	0.61	U	0.079	U	0.078	U	2.4	U
Aroclor-1232		0.039	U	0.053	U	0.3	U	0.039	U	0.039	U	1.2	U
Aroclor-1242		0.039	U	0.053	U	0.3	U	0.039	U	0.039	U	1.2	U
Aroclor-1248		0.039	U	0.053	U	0.3	U	0.039	U	0.039	U	1.2	U
Aroclor-1254		0.039	U	0.053	U	0.3	U	0.039	U	0.039	U	1.2	U
Aroclor-1260		0.039	U	0.053	U	0.3	U	0.039	U	0.039	U	1.2	U
TOTAL PCB	1	ND		ND		ND		ND		ND		ND	

NOTES:
U - Indicates a compound was analyzed for, but not detected. For results marked U, the numerical value is the compound MDL or PQL.
J - Indicates an estimated value.
E - Indicates concentration exceeds the calibrated range of the instrument. Concentrations in diluted sample are lower.
B - Indicates that the analyte was found in the blank as well as the sample. It indicates possible/probable blank contamination.
NA - Indicates that sample was not analyzed.
Q - Indicates laboratory qualifier.
The Restricted Commercial Soil Cleanup Objective was taken from the most recent version of SubPart 375-6.
(1) - Based on the results of the data validation, the PCB results for GPESB-6W-1 are considered not useable.

TABLE 4 (cont.)
OFF SITE AREA (89 Willow Ave)
SUPPLEMENTAL REMEDIAL INVESTIGATION
PCBs IN SOIL

Sample Number:	**SubPart 375 Protection of Public Health Restricted Commercial SCO**	**GPESB-6W-2 (1)**		**GPESB-6W-3**		**GPESB-6W-4**		**GPESB-6W-5**		**GPESB-6WA-1**		**GPESB-6WA-2**	
Lab Sample ID No:		**0711076-005B**		**0711076-006B**		**0711272-002B**		**0711272-003B**		**0711565-001B**		**0711565-002B**	
Depth (ft bgs):		**1.5 - 2.0**		**2.5 - 3.0**		**12.0 - 13.0**		**21.0 - 22.0**		**0.5 - 2.0**		**5.5 - 6.5**	
Sample Type:		**Soil**		**Soil**		**Soil**		**Soil**		**Soil**		**Soil**	
Sample Date:		**9/24/2007**		**9/24/2007**		**9/27/2007**		**9/27/2007**		**10/3/2007**		**10/3/2007**	
Units:		**mg/kg**	**Q**	**mg/kg**	**Q**	**mg/kg**	**Q**	**mg/kg**	**Q**	**mg/kg**	**Q**	**mg/kg**	**Q**
Aroclor-1016		16	U	0.53	U	0.047	U	0.087	U	0.037	U	0.038	U
Aroclor-1221		33	U	1.1	U	0.095	U	0.18	U	0.075	U	0.077	U
Aroclor-1232		16	U	0.53	U	0.047	U	0.087	U	0.037	U	0.038	U
Aroclor-1242		16	U	0.53	U	0.047	U	0.087	U	0.037	U	0.038	U
Aroclor-1248		16	U	0.53	U	0.047	U	0.087	U	0.037	U	0.038	U
Aroclor-1254		16	U	0.53	U	0.047	U	0.087	U	0.037	U	0.038	U
Aroclor-1260		16	U	0.53	U	0.047	U	0.087	U	0.037	U	0.038	U
TOTAL PCB	1	ND		ND		ND		ND		ND		ND	

NOTES:
U - Indicates a compound was analyzed for, but not detected. For results marked U, the numerical value is the compound MDL or PQL.
J - Indicates an estimated value.
E - Indicates concentration exceeds the calibrated range of the instrument. Concentrations in diluted sample are lower.
B - Indicates that the analyte was found in the blank as well as the sample. It indicates possible/probable blank contamination.
NA - Indicates that sample was not analyzed.
Q - Indicates laboratory qualifier.
The Restricted Commercial Soil Cleanup Objective was taken from the most recent version of SubPart 375-6.
(1) - Based on the results of the data validation, the PCB results for GPESB-6W-1 are considered not useable.

TABLE 4 (cont.)
OFF SITE AREA (89 Willow Ave)
SUPPLEMENTAL REMEDIAL INVESTIGATION
PCBs IN SOIL

Sample Number:	**SubPart 375 Protection of Public Health Restricted Commercial SCO**	**GPESB-6WA-4**		**GPESB-7-1**		**GPESB-7-2**		**GPESB-7-3**		**GPESB-7-4**		**GPESB-7-5**	
Lab Sample ID No:		**0711565-004B**		**0711008-008B**		**0711008-009B**		**0711008-010B**		**0711272-004B**		**0711272-005B**	
Depth (ft bgs):		**24.0 - 25.0**		**0.5 - 1.0**		**2.0 - 2.5**		**3.5 - 4.0**		**12.75 - 13.75**		**22.0 - 23.0**	
Sample Type:		**Soil**		**Soil**		**Soil**		**Soil**		**Soil**		**Soil**	
Sample Date:		**10/3/2007**		**9/20/2007**		**9/20/2007**		**9/20/2007**		**9/26/2007**		**9/26/2007**	
Units:		**mg/kg**	**Q**	**mg/kg**	**Q**	**mg/kg**	**Q**	**mg/kg**	**Q**	**mg/kg**	**Q**	**mg/kg**	**Q**
Aroclor-1016		0.085	U	0.051	U	0.62	U	0.04	U	0.044	U	0.085	U
Aroclor-1221		0.17	U	0.1	U	1.2	U	0.082	U	0.089	U	0.17	U
Aroclor-1232		0.085	U	0.051	U	0.62	U	0.04	U	0.044	U	0.085	U
Aroclor-1242		0.085	U	0.051	U	0.62	U	0.04	U	0.044	U	0.085	U
Aroclor-1248		0.085	U	0.051	U	0.62	U	0.04	U	0.044	U	0.085	U
Aroclor-1254		0.085	U	0.051	U	0.62	U	0.04	U	0.044	U	0.085	U
Aroclor-1260		0.085	U	0.051	U	0.62	U	0.04	U	0.044	U	0.085	U
TOTAL PCB	1	ND		ND		ND		ND		ND		ND	

NOTES:
U - Indicates a compound was analyzed for, but not detected. For results marked U, the numerical value is the compound MDL or PQL.
J - Indicates an estimated value.
E - Indicates concentration exceeds the calibrated range of the instrument. Concentrations in diluted sample are lower.
B - Indicates that the analyte was found in the blank as well as the sample. It indicates possible/probable blank contamination.
NA - Indicates that sample was not analyzed.
Q - Indicates laboratory qualifier.
The Restricted Commercial Soil Cleanup Objective was taken from the most recent version of SubPart 375-6.

TABLE 4 (cont.)
OFF SITE AREA (89 Willow Ave)
SUPPLEMENTAL REMEDIAL INVESTIGATION
PCBs IN SOIL

Sample Number:	**SubPart 375 Protection of Public Health Restricted Commercial SCO**	**GPESB-7A-1**		**GPESB-7A-2**		**GPESB-7A-4**		**GPESB-8W-1**		**GPESB-8W-2**		**GPESB-8W-3**	
Lab Sample ID No:		**0711443-001B**		**0711443-002B**		**0711565-006B**		**0711008-011B**		**0711008-012B**		**0711272-006B**	
Depth (ft bgs):		**0.5 - 2.0**		**5.5 - 6.5**		**25.5 - 26.5**		**0.5 - 1.0**		**2.5 - 3.0**		**6.5 - 7.5**	
Sample Type:		**Soil**		**Soil**		**Soil**		**Soil**		**Soil**		**Soil**	
Sample Date:		**10/2/2007**		**10/2/2007**		**10/3/2007**		**9/20/2007**		**9/20/2007**		**9/26/2007**	
Units:		**mg/kg**	**Q**	**mg/kg**	**Q**	**mg/kg**	**Q**	**mg/kg**	**Q**	**mg/kg**	**Q**	**mg/kg**	**Q**
Aroclor-1016		0.037	U	0.038	U	0.063	U	0.039	U	0.04	U	0.043	U
Aroclor-1221		0.074	U	0.078	U	0.13	U	0.079	U	0.081	U	0.086	U
Aroclor-1232		0.037	U	0.038	U	0.063	U	0.039	U	0.04	U	0.043	U
Aroclor-1242		0.037	U	0.038	U	0.063	U	0.039	U	0.04	U	0.043	U
Aroclor-1248		0.037	U	0.038	U	0.063	U	0.039	U	0.04	U	0.043	U
Aroclor-1254		0.037	U	0.038	U	0.063	U	0.039	U	0.04	U	0.043	U
Aroclor-1260		0.037	U	0.038	U	0.063	U	0.039	U	0.04	U	0.043	U
TOTAL PCB	1	ND		ND		ND		ND		ND		ND	

NOTES:
U - Indicates a compound was analyzed for, but not detected. For results marked U, the numerical value is the compound MDL or PQL.
J - Indicates an estimated value.
E - Indicates concentration exceeds the calibrated range of the instrument. Concentrations in diluted sample are lower.
B - Indicates that the analyte was found in the blank as well as the sample. It indicates possible/probable blank contamination.
NA - Indicates that sample was not analyzed.
Q - Indicates laboratory qualifier.
The Restricted Commercial Soil Cleanup Objective was taken from the most recent version of SubPart 375-6.

TABLE 4 (cont.)
OFF SITE AREA (89 Willow Ave)
SUPPLEMENTAL REMEDIAL INVESTIGATION
PCBs IN SOIL

Sample Number:	**SubPart 375 Protection of Public Health Restricted Commercial SCO**	**GPESB-8W-4**		**GPESB-8WA-1**		**GPESB-8WA-2**		**GPESB-8WA-3**		**GPESB-8WA-4**		**GPESB-10-1**	
Lab Sample ID No:		**0711272-007B**		**0711443-003B**		**0711443-004B**		**0711443-005B**		**0711443-006B**		**0711008-013B**	
Depth (ft bgs):		**22.0 - 23.0**		**0.5 - 2.0**		**5.0 - 6.0**		**15.5 - 16.0**		**21.5 - 22.5**		**0 - 0.5**	
Sample Type:		**Soil**		**Soil**		**Soil**		**Soil**		**Soil**		**Soil**	
Sample Date:		**9/26/2007**		**10/2/2007**		**10/2/2007**		**10/2/2007**		**10/2/2007**		**9/21/2007**	
Units:		**mg/kg**	**Q**	**mg/kg**	**Q**	**mg/kg**	**Q**	**mg/kg**	**Q**	**mg/kg**	**Q**	**mg/kg**	**Q**
Aroclor-1016		0.11	U	0.04	U	0.038	U	0.042	U	0.078	U	0.037	U
Aroclor-1221		0.22	U	0.081	U	0.077	U	0.086	U	0.16	U	0.074	U
Aroclor-1232		0.11	U	0.04	U	0.038	U	0.042	U	0.078	U	0.037	U
Aroclor-1242		0.11	U	0.04	U	0.038	U	0.042	U	0.078	U	0.037	U
Aroclor-1248		0.11	U	0.04	U	0.038	U	0.042	U	0.078	U	0.037	U
Aroclor-1254		0.11	U	0.04	U	0.038	U	0.042	U	0.078	U	0.037	U
Aroclor-1260		0.11	U	0.04	U	0.038	U	0.042	U	0.078	U	0.037	U
TOTAL PCB	1	ND		ND		ND		ND		ND		ND	

NOTES:
U - Indicates a compound was analyzed for, but not detected. For results marked U, the numerical value is the compound MDL or PQL.
J - Indicates an estimated value.
E - Indicates concentration exceeds the calibrated range of the instrument. Concentrations in diluted sample are lower.
B - Indicates that the analyte was found in the blank as well as the sample. It indicates possible/probable blank contamination.
NA - Indicates that sample was not analyzed.
Q - Indicates laboratory qualifier.
The Restricted Commercial Soil Cleanup Objective was taken from the most recent version of SubPart 375-6.

TABLE 4 (cont.)
OFF SITE AREA (89 Willow Ave)
SUPPLEMENTAL REMEDIAL INVESTIGATION
PCBs IN SOIL

Sample Number:	**SubPart 375 Protection of Public Health Restricted Commercial SCO**	**GPESB-10-2**		**GPESB-10-3**		**GPESB-10-4**		**GPESB-10A-1**		**GPESB-10A-2**		**GPESB-10A-3**	
Lab Sample ID No:		**0711076-007B**		**0711272-008B**		**0711272-009B**		**0711565-007B**		**0711565-008B**		**0711565-009B**	
Depth (ft bgs):		**2.5 - 3.0**		**12.33 - 13.33**		**21.0 - 22.0**		**0.5 - 2.0**		**5.0 - 6.0**		**12.5 - 13.5**	
Sample Type:		**Soil**		**Soil**		**Soil**		**Soil**		**Soil**		**Soil**	
Sample Date:		**9/24/2007**		**9/27/2007**		**9/27/2007**		**10/3/2007**		**10/3/2007**		**10/3/2007**	
Units:		**mg/kg**	**Q**	**mg/kg**	**Q**	**mg/kg**	**Q**	**mg/kg**	**Q**	**mg/kg**	**Q**	**mg/kg**	**Q**
Aroclor-1016		0.038	U	0.04	U	0.067	U	0.037	U	0.038	U	0.037	U
Aroclor-1221		0.077	U	0.082	U	0.14	U	0.075	U	0.078	U	0.075	U
Aroclor-1232		0.038	U	0.04	U	0.067	U	0.037	U	0.038	U	0.037	U
Aroclor-1242		0.038	U	0.04	U	0.067	U	0.037	U	0.038	U	0.037	U
Aroclor-1248		0.038	U	0.04	U	0.067	U	0.037	U	0.038	U	0.037	U
Aroclor-1254		0.038	U	0.04	U	0.067	U	0.037	U	0.038	U	0.037	U
Aroclor-1260		0.038	U	0.04	U	0.067	U	0.037	U	0.038	U	0.037	U
TOTAL PCB	1	ND		ND		ND		ND		ND		ND	

NOTES:
U - Indicates a compound was analyzed for, but not detected. For results marked U, the numerical value is the compound MDL or PQL.
J - Indicates an estimated value.
E - Indicates concentration exceeds the calibrated range of the instrument. Concentrations in diluted sample are lower.
B - Indicates that the analyte was found in the blank as well as the sample. It indicates possible/probable blank contamination.
NA - Indicates that sample was not analyzed.
Q - Indicates laboratory qualifier.
The Restricted Commercial Soil Cleanup Objective was taken from the most recent version of SubPart 375-6.

TABLE 4 (cont.)
OFF SITE AREA (89 Willow Ave)
SUPPLEMENTAL REMEDIAL INVESTIGATION
PCBs IN SOIL

Sample Number:	**FB0924_S**		**FB092807**		**FB100407**	
Lab Sample ID No:	**0711076-008B**		**0711326-003B**		**0711565-010B**	
Depth(ft):	**--**		**--**		**--**	
Sample Type:	**Aqueous**		**Aqueous**		**Aqueous**	
Sample Date:	**9/24/2007**		**9/28/2007**		**10/4/2007**	
Units:	**ug/L**	**Q**	**ug/L**	**Q**	**µg/L**	**Q**
Aroclor-1016	1.0	U	1.0	U	1.0	U
Aroclor-1221	2.0	U	2.0	U	2.0	U
Aroclor-1232	1.0	U	1.0	U	1.0	U
Aroclor-1242	1.0	U	1.0	U	1.0	U
Aroclor-1248	1.0	U	1.0	U	1.0	U
Aroclor-1254	1.0	U	1.0	U	1.0	U
Aroclor-1260	1.0	U	1.0	U	1.0	U
TOTAL PCB	ND		ND		ND	

NOTES:
U - Indicates a compound was analyzed for, but not detected. For results marked U, the numerical value is the compound MDL or PQL.
J - Indicates an estimated value.
E - Indicates concentration exceeds the calibrated range of the instrument. Concentrations in diluted sample are lower.
B - Indicates that the analyte was found in the blank as well as the sample. It indicates possible/probable blank contamination.
NA - Indicates that sample was not analyzed.
Q - Indicates laboratory qualifier.
The Restricted Commercial Soil Cleanup Objective was taken from the most recent version of SubPart 375-6.

TABLE 3
CLIFTON OU-2 (OFF-SITE AREA)
SUPPLEMENTAL REMEDIAL INVESTIGATION
METALS IN SOIL

Sample Number:	**SubPart 375**	**GPESB-1W-1**		**GPESB-1W-2**		**GPESB-1W-3**		**GPESB-1W-4**		**GPESB-1W-5**		**GPESB-1W-6**		**GPESB-1W-7**	
Lab Sample ID No:	**Protection of**	**0711008-001**		**0711202-001**		**0711202-002**		**0711202-003**		**0711390-001**		**0711390-002**		**0711390-003**	
Depth(ft bgs):	**Public Health**	**0.5 - 1.0**		**1.5 - 2.0**		**4.5 - 5.0**		**4.5 - 5.0**		**17.0 - 17.5**		**31.0 - 32.0**		**35.0 - 36.0**	
Sample Type:	**Restricted**	**Soil**		**Soil**		**Soil**		**Soil**		**Soil**		**Soil**		**Soil**	
Sample Date:	**Commercial**	**9/21/2007**		**9/21/2007**		**9/21/2007**		**9/21/2007**		**10/1/2007**		**10/1/2007**		**10/1/2007**	
Units:	**SCO**	**mg/kg**	**Q**	**mg/Kg**	**Q**	**mg/Kg**	**Q**	**mg/Kg**	**Q**	**mg/Kg**	**Q**	**mg/Kg**	**Q**	**mg/Kg**	**Q**
Arsenic	16	6.5		3.9		3.2		3.2		3.3		13.6		14.8	
Barium	400	73.5		68.2		63.1		66.5		226	J	167		186	
Cadmium	9.3	0.038	U	0.037	U	0.037	U	0.038	U	0.049	U	0.057	U	0.057	U
Chromium	1,500	48.5		55.4		32.2		51.5		30.2	J	24.3		26	
Lead	1,000	40.4		22.8		28.5		25.5		75.6		7.8		9.1	
Mercury	2.8	0.12		0.023	B	0.095		0.051		1		0.03	U	0.03	U
Selenium	1,500	0.33	B	0.28	U	0.33	B	0.28	U	0.46	BJ	0.57	B	0.42	U
Silver	1,500	0.21	B	0.23	B	0.15	B	0.16	B	0.26	BJ	0.62	B	0.83	B
Cyanide	27	6.6		3.9		**44.2**	B	**59.4**	B	0.76	U	0.89	U	0.89	U

NOTES:
U - Indicates a compound was analyzed for, but not detected. For results marked U, the numerical value is the compound MDL or PQL.
N - Indicates Matrix Spike Sample Recovery not met.
E - Indicates the reported value is estimated because of the presence of interference.
* - Indicates Duplicate analysis not within control limits.
B - Indicates reported value is less than the Contract Required Detection Limits but greater than the Instrument Detection Limit.
J - Indicates that the associated numerical value is an approximate (estimated) concentration.
D - Indicates Sample Was Diluted.
Q - Indicates laboratory qualifier.
NA - Indicates that sample was not analyzed.
Sample GPESB-1W-4 is a Duplicate Sample of GPESB-1W-3.
Sample GPESB-1W-7 is a Duplicate Sample of GPESB-1W-6.
The Restricted Commercial Soil Cleanup Objective was taken from the most recent version of SubPart 375-6.

TABLE 3 (cont.)
CLIFTON OU-2 (OFF-SITE AREA)
SUPPLEMENTAL REMEDIAL INVESTIGATION
METALS IN SOIL

Sample Number:	**SubPart 375**	**GPESB-1WA-1**		**GPESB-1WA-2**		**GPESB-1WA-3**		**GPESB-1WA-4**		**GPESB-2-1**		**GPESB-2-2**		**GPESB-2-3**	
Lab Sample ID No:	**Protection of**	**0711566-001**		**0711566-002**		**0711566-003**		**0711566-004**		**0711008-003**		**0711076-001**		**0711390-004**	
Depth(ft bgs):	**Public Health**	**0.5 - 2.0**		**5.5 - 6.5**		**22.25 - 23.25**		**25.0 - 26.0**		**0.5 - 1.0**		**4.5 - 5.0**		**17.5 - 18.5**	
Sample Type:	**Restricted**	**Soil**		**Soil**		**Soil**		**Soil**		**Soil**		**Soil**		**Soil**	
Sample Date:	**Commercial**	**10/4/2007**		**10/4/2007**		**10/4/2007**		**10/4/2007**		**9/21/2007**		**9/24/2007**		**10/1/2007**	
Units:	**SCO**	**mg/Kg**	**Q**	**mg/Kg**	**Q**	**mg/Kg**	**Q**	**mg/Kg**	**Q**	**mg/kg**	**Q**	**mg/kg**	**Q**	**mg/kg**	**Q**
Arsenic	16	4.2		6.2		3.9		5.7		6.5	J	3		2.2	
Barium	400	52		110		119		178		139	J	44.1		56.3	
Cadmium	9.3	0.072	B	0.052	B	0.064	U	0.096	B	0.036	U	0.037	U	0.037	U
Chromium	1,500	39.4		56.9		35		44.7		26	J	15.6		34.1	
Lead	1,000	34.2		97.9		93.9		62.3		349	J	7.7		9.9	
Mercury	2.8	0.11		0.33		0.23		0.23		0.98	J	0.019	U	0.019	U
Selenium	1,500	0.27	U	1.2		0.87	B	1.4		1.6	J	0.27	U	0.27	U
Silver	1,500	0.13	B	0.1	B	0.082	U	0.094	U	0.32	BJ	0.06	B	0.12	B
Cyanide	27	**67.9**		**187**		0.99	U	1.6		**91**	J	0.57	U	0.57	U

NOTES:
U - Indicates a compound was analyzed for, but not detected. For results marked U, the numerical value is the compound MDL or PQL.
N - Indicates Matrix Spike Sample Recovery not met.
E - Indicates the reported value is estimated because of the presence of interference.
* - Indicates Duplicate analysis not within control limits.
B - Indicates reported value is less than the Contract Required Detection Limits but greater than the Instrument Detection Limit.
J - Indicates that the associated numerical value is an approximate (estimated) concentration.
D - Indicates Sample Was Diluted.
Q - Indicates laboratory qualifier.
NA - Indicates that sample was not analyzed.
Sample GPESB-1WA-4 is a Duplicate Sample of GPESB-1WA-3.
The Restricted Commercial Soil Cleanup Objective was taken from the most recent version of SubPart 375-6.

TABLE 3 (cont.)
CLIFTON OU-2 (OFF-SITE AREA)
SUPPLEMENTAL REMEDIAL INVESTIGATION
METALS IN SOIL

Sample Number:	**SubPart 375**	**GPESB-3W-1**		**GPESB-3W-2**		**GPESB-3W-3**		**GPESB-4-1**		**GPESB-4-2**		**GPESB-4-3**		**GPESB-5W-1**	
Lab Sample ID No:	**Protection of**	**0711008-004**		**0711076-002**		**0711326-001**		**0711008-005**		**0711076-003**		**0711326-002**		**0711008-006**	
Depth(ft bgs):	**Public Health**	**0.5 - 1.0**		**4.5 - 5.0**		**27.0 - 28.0**		**0.5 - 1.0**		**4.0 - 4.5**		**25.5 - 27.5**		**0.5 - 1.0**	
Sample Type:	**Restricted**	**Soil**		**Soil**		**Soil**		**Soil**		**Soil**		**Soil**		**Soil**	
Sample Date:	**Commercial**	**9/21/2007**		**9/24/2007**		**9/28/2007**		**9/21/2007**		**9/24/2007**		**9/28/2007**		**9/21/2007**	
Units:	**SCO**	**mg/kg**	**Q**	**mg/kg**	**Q**	**mg/kg**	**Q**	**mg/kg**	**Q**	**mg/kg**	**Q**	**mg/kg**	**Q**	**mg/kg**	**Q**
Arsenic	16	13.5		2.2		10.4		7.6	J	3.4		5.4		4.9	
Barium	400	79.8		30		150		51.6	J	37.1		97.4		56.5	
Cadmium	9.3	0.036	U	0.037	U	0.075	U	0.037	U	0.038	U	0.052	U	0.037	U
Chromium	1,500	10.6		17.5		33.1		30	J	21.9		25		41.8	
Lead	1,000	97.3		6.9		7.3		477	J	24.2		7.9		15.2	
Mercury	2.8	0.4		0.019	U	0.039	U	**7.2**	J	0.13		0.027	U	0.019	U
Selenium	1,500	2.1		0.27	U	0.86	B	0.45	BJ	0.28	U	0.46	B	0.27	U
Silver	1,500	0.2	B	0.078	B	0.34	B	0.28	BJ	0.089	B	0.29	B	0.14	B
Cyanide	27	0.55	U	0.57	U	1.2	U	3.3	J	0.58	U	0.8	U	2.7	

NOTES:
U - Indicates a compound was analyzed for, but not detected. For results marked U, the numerical value is the compound MDL or PQL.
N - Indicates Matrix Spike Sample Recovery not met.
E - Indicates the reported value is estimated because of the presence of interference.
* - Indicates Duplicate analysis not within control limits.
B - Indicates reported value is less than the Contract Required Detection Limits but greater than the Instrument Detection Limit.
J - Indicates that the associated numerical value is an approximate (estimated) concentration.
D - Indicates Sample Was Diluted.
Q - Indicates laboratory qualifier.
NA - Indicates that sample was not analyzed.
The Restricted Commercial Soil Cleanup Objective was taken from the most recent version of SubPart 375-6.

TABLE 3 (cont.)
CLIFTON OU-2 (OFF-SITE AREA)
SUPPLEMENTAL REMEDIAL INVESTIGATION
METALS IN SOIL

Sample Number:	**SubPart 375**	**GPESB-5W-2**		**GPESB-5W-3**		**GPESB-6W-1**		**GPESB-6W-2**		**GPESB-6W-3**		**GPESB-6W-4**		**GPESB-6W-5**	
Lab Sample ID No:	**Protection of**	**0711076-004**		**0711272-001**		**0711008-007**		**0711076-005**		**0711076-006**		**0711272-002**		**0711272-003**	
Depth(ft bgs):	**Public Health**	**4.0 - 4.5**		**11.5 - 12.5**		**0.5 - 1.0**		**1.5 - 2.0**		**2.5 - 3.0**		**12.0 - 13.0**		**21.0 - 22.0**	
Sample Type:	**Restricted**	**Soil**		**Soil**		**Soil**		**Soil**		**Soil**		**Soil**		**Soil**	
Sample Date:	**Commercial**	**9/24/2007**		**9/27/2007**		**9/21/2007**		**9/24/2007**		**9/24/2007**		**9/27/2007**		**9/27/2007**	
Units:	**SCO**	**mg/kg**	**Q**	**mg/kg**	**Q**	**mg/kg**	**Q**	**mg/kg**	**Q**	**mg/kg**	**Q**	**mg/kg**	**Q**	**mg/kg**	**Q**
Arsenic	16	4.0		4.0		13.6	J	15.2	J	9.8		2.2		6.1	
Barium	400	60.5		86.1		140	J	118	J	**449**		120	J	286	
Cadmium	9.3	0.038	U	0.038	U	0.036	U	0.04	U	0.065	U	0.046	U	0.56	B
Chromium	1,500	26.3		47.6		13.7	J	27.4	J	247		15.8	J	49.6	
Lead	1,000	110		23.1		515	J	145	J	296		24		11.3	
Mercury	2.8	0.13		0.038	B	0.91	J	2.3	J	0.61		0.29		0.044	U
Selenium	1,500	0.28	U	0.28	U	4.2	J	3.2	J	3.8		0.53	B	1.6	
Silver	1,500	0.081	B	0.13	B	0.45	BJ	0.5	BJ	0.48	B	0.17	BJ	0.34	B
Cyanide	27	0.59	U	0.58	U	**70.4**	J	**299**	J	**249**		**33.6**		1.3	U

NOTES:
U - Indicates a compound was analyzed for, but not detected. For results marked U, the numerical value is the compound MDL or PQL.
N - Indicates Matrix Spike Sample Recovery not met.
E - Indicates the reported value is estimated because of the presence of interference.
* - Indicates Duplicate analysis not within control limits.
B - Indicates reported value is less than the Contract Required Detection Limits but greater than the Instrument Detection Limit.
J - Indicates that the associated numerical value is an approximate (estimated) concentration.
D - Indicates Sample Was Diluted.
Q - Indicates laboratory qualifier.
NA - Indicates that sample was not analyzed.
The Restricted Commercial Soil Cleanup Objective was taken from the most recent version of SubPart 375-6.

TABLE 3 (cont.)
CLIFTON OU-2 (OFF-SITE AREA)
SUPPLEMENTAL REMEDIAL INVESTIGATION
METALS IN SOIL

Sample Number:	**SubPart 375**	**GPESB-6WA-1**		**GPESB-6WA-2**		**GPESB-6WA-3**		**GPESB-6WA-4**		**GPESB-7-1**		**GPESB-7-2**		**GPESB-7-3**	
Lab Sample ID No:	**Protection of**	**0711565-001**		**0711565-002**		**0711565-003**		**0711565-004**		**0711008-008**		**0711008-009**		**0711008-010**	
Depth(ft bgs):	**Public Health**	**0.5 - 2.0**		**5.5 - 6.5**		**13.5 - 14.5**		**24.0 - 25.0**		**0.5 - 1.0**		**2.0 - 2.5**		**3.5 - 4.0**	
Sample Type:	**Restricted**	**Soil**		**Soil**		**Soil**		**Soil**		**Soil**		**Soil**		**Soil**	
Sample Date:	**Commercial**	**10/3/2007**		**10/3/2007**		**10/3/2007**		**10/3/2007**		**9/20/2007**		**9/20/2007**		**9/20/2007**	
Units:	**SCO**	**mg/kg**	**Q**	**mg/kg**	**Q**	**mg/kg**	**Q**	**mg/kg**	**Q**	**mg/kg**	**Q**	**mg/kg**	**Q**	**mg/kg**	**Q**
Arsenic	16	2.8		3.6		5.1		4.5		5.1		6		4.2	
Barium	400	32.7		38.8		90.9		218		60.9		97.4		76.8	
Cadmium	9.3	0.042	B	0.037	U	0.17	B	0.43	B	0.05	U	0.039	U	0.44	B
Chromium	1,500	47.6		18.7		29.2		36		57.8		6.3		29.3	
Lead	1,000	9		7.6		127		8		35.8		134		134	
Mercury	2.8	0.019	U	0.019	U	0.53		0.047	B	0.25		0.71		0.31	
Selenium	1,500	0.27	U	0.27	U	0.32	U	0.86	B	0.37	U	1.1		0.29	U
Silver	1,500	0.16	B	0.1	B	0.23	B	0.17	B	0.2	B	0.3	B	0.17	B
Cyanide	27	0.56	U	0.57	U	**192**		1.3	U	1.8		1.5		0.61	U

NOTES:
U - Indicates a compound was analyzed for, but not detected. For results marked U, the numerical value is the compound MDL or PQL.
N - Indicates Matrix Spike Sample Recovery not met.
E - Indicates the reported value is estimated because of the presence of interference.
* - Indicates Duplicate analysis not within control limits.
B - Indicates reported value is less than the Contract Required Detection Limits but greater than the Instrument Detection Limit.
J - Indicates that the associated numerical value is an approximate (estimated) concentration.
D - Indicates Sample Was Diluted.
Q - Indicates laboratory qualifier.
NA - Indicates that sample was not analyzed.
The Restricted Commercial Soil Cleanup Objective was taken from the most recent version of SubPart 375-6.

TABLE 3 (cont.)
CLIFTON OU-2 (OFF-SITE AREA)
SUPPLEMENTAL REMEDIAL INVESTIGATION
METALS IN SOIL

Sample Number:	**SubPart 375**	**GPESB-7-4**		**GPESB-7-5**		**GPESB-7A-1**		**GPESB-7A-2**		**GPESB-7A-3**		**GPESB-7A-4**		**GPESB-8W-1**	
Lab Sample ID No:	**Protection of**	**0711272-004**		**0711272-005**		**0711443-001**		**0711443-002**		**0711565-005**		**0711565-006**		**0711008-011**	
Depth(ft bgs):	**Public Health**	**12.75 - 13.75**		**22.0 - 23.0**		**0.5 - 2.0**		**5.5 - 6.5**		**15.0 - 16.0**		**25.5 - 26.5**		**0.5 - 1.0**	
Sample Type:	**Restricted**	**Soil**		**Soil**		**Soil**		**Soil**		**Soil**		**Soil**		**Soil**	
Sample Date:	**Commercial**	**9/26/2007**		**9/26/2007**		**10/2/2007**		**10/2/2007**		**10/3/2007**		**10/3/2007**		**9/20/2007**	
Units:	**SCO**	**mg/kg**	**Q**	**mg/kg**	**Q**	**mg/kg**	**Q**	**mg/kg**	**Q**	**mg/kg**	**Q**	**mg/kg**	**Q**	**mg/kg**	**Q**
Arsenic	16	4.1		4.4		2.5		5		5		8.3		5.8	
Barium	400	54.6	J	153		31.5		51.8		152		156		39.1	
Cadmium	9.3	0.2	B	0.17	B	0.036	U	0.037	U	0.18	B	0.062	U	0.038	U
Chromium	1,500	25.2	J	31.4		31.4		19.5		11.8		29.9		15.3	
Lead	1,000	296		7.6		8.3		34.8		41.9		8.8		11.7	
Mercury	2.8	2.2		0.043	U	0.018	U	0.054		0.46		0.037	B	0.03	B
Selenium	1,500	0.56	B	0.99	B	0.27	U	0.28	U	0.38	U	0.46	U	0.28	U
Silver	1,500	0.31	BJ	0.27	B	0.091	B	0.16	B	0.25	B	0.28	B	0.13	B
Cyanide	27	1.3		1.3	U	0.55	U	0.58	U	**253**		0.95	U	0.59	U

NOTES:
U - Indicates a compound was analyzed for, but not detected. For results marked U, the numerical value is the compound MDL or PQL.
N - Indicates Matrix Spike Sample Recovery not met.
E - Indicates the reported value is estimated because of the presence of interference.
* - Indicates Duplicate analysis not within control limits.
B - Indicates reported value is less than the Contract Required Detection Limits but greater than the Instrument Detection Limit.
J - Indicates that the associated numerical value is an approximate (estimated) concentration.
D - Indicates Sample Was Diluted.
Q - Indicates laboratory qualifier.
NA - Indicates that sample was not analyzed.
The Restricted Commercial Soil Cleanup Objective was taken from the most recent version of SubPart 375-6.

TABLE 3 (cont.)
CLIFTON OU-2 (OFF-SITE AREA)
SUPPLEMENTAL REMEDIAL INVESTIGATION
METALS IN SOIL

Sample Number:	**SubPart 375**	**GPESB-8W-2**		**GPESB-8W-3**		**GPESB-8W-4**		**GPESB-8WA-1**		**GPESB-8WA-2**		**GPESB-8WA-3**		**GPESB-8WA-4**	
Lab Sample ID No:	**Protection of**	**0711008-012**		**0711272-006**		**0711272-007**		**0711443-003**		**0711443-004**		**0711443-005**		**0711443-006**	
Depth(ft bgs):	**Public Health**	**2.5 - 3.0**		**6.5 - 7.5**		**22.0 - 23.0**		**0.5 - 2.0**		**5.0 - 6.0**		**15.5 - 16.0**		**21.5 - 22.5**	
Sample Type:	**Restricted**	**Soil**		**Soil**		**Soil**		**Soil**		**Soil**		**Soil**		**Soil**	
Sample Date:	**Commercial**	**9/20/2007**		**9/26/2007**		**9/26/2007**		**10/2/2007**		**10/2/2007**		**10/2/2007**		**10/2/2007**	
Units:	**SCO**	**mg/kg**	**Q**	**mg/kg**	**Q**	**mg/kg**	**Q**	**mg/kg**	**Q**	**mg/kg**	**Q**	**mg/kg**	**Q**	**mg/kg**	**Q**
Arsenic	16	2.2		4.7		4.1		3.8		3.2		5.2		3.7	
Barium	400	39.3		45.5		168		69.5	J	36.7		97.4		238	
Cadmium	9.3	0.039	U	0.08	B	0.11	U	0.13	B	0.037	U	0.042	U	0.52	B
Chromium	1,500	21		19.7		27.4		24.5	J	25.8		67.7		30.5	
Lead	1,000	16.9		183		7.3		81.6		16.3		677		7.6	
Mercury	2.8	0.062		0.71		0.055	U	0.49		0.12		0.62		0.051	B
Selenium	1,500	0.29	U	0.58	B	0.79	U	0.37	BJ	0.28	U	0.31	U	0.69	B
Silver	1,500	0.051	B	0.24	B	0.31	B	0.24	BJ	0.12	B	0.26	B	0.2	B
Cyanide	27	0.61	U	9.3		1.6	U	**39.1**		0.58	U	13.1		1.2	U

NOTES:
U - Indicates a compound was analyzed for, but not detected. For results marked U, the numerical value is the compound MDL or PQL.
N - Indicates Matrix Spike Sample Recovery not met.
E - Indicates the reported value is estimated because of the presence of interference.
* - Indicates Duplicate analysis not within control limits.
B - Indicates reported value is less than the Contract Required Detection Limits but greater than the Instrument Detection Limit.
J - Indicates that the associated numerical value is an approximate (estimated) concentration.
D - Indicates Sample Was Diluted.
Q - Indicates laboratory qualifier.
NA - Indicates that sample was not analyzed.
The Restricted Commercial Soil Cleanup Objective was taken from the most recent version of SubPart 375-6.

TABLE 3 (cont.)
CLIFTON OU-2 (OFF-SITE AREA)
SUPPLEMENTAL REMEDIAL INVESTIGATION
METALS IN SOIL

Sample Number:	**SubPart 375**	**GPESB-10-1**		**GPESB-10-2**		**GPESB-10-3**		**GPESB-10-4**		**GPESB-10A-1**		**GPESB-10A-2**		**GPESB-10A-3**	
Lab Sample ID No:	**Protection of**	**0711008-013**		**0711076-007**		**0711272-008**		**0711272-009**		**0711565-007**		**0711565-008**		**0711565-009**	
Depth(ft bgs):	**Public Health**	**0 - 0.5**		**2.5 - 3.0**		**12.33 - 13.33**		**21.0 - 22.0**		**0.5 - 2.0**		**5.0 - 6.0**		**12.5 - 13.5**	
Sample Type:	**Restricted**	**Soil**		**Soil**		**Soil**		**Soil**		**Soil**		**Soil**		**Soil**	
Sample Date:	**Commercial**	**9/21/2007**		**9/24/2007**		**9/27/2007**		**9/27/2007**		**10/3/2007**		**10/3/2007**		**10/3/2007**	
Units:	**SCO**	**mg/kg**	**Q**	**mg/kg**	**Q**	**mg/kg**	**Q**	**mg/kg**	**Q**	**mg/kg**	**Q**	**mg/kg**	**Q**	**mg/kg**	**Q**
Arsenic	16	5.4		3.8		2.2		5.7		3.7		2.4		2.4	
Barium	400	44.3		39.1		57.4	J	208	J	39.9		28.1		45.8	
Cadmium	9.3	0.036	U	0.037	U	0.04	U	0.17	B	0.036	U	0.038	U	0.036	U
Chromium	1,500	26.3		25.3		34.3	J	37.2	J	21.1		10		42.2	
Lead	1,000	21.7		38.4		54.6		8.6		10.3		13.8		8.3	
Mercury	2.8	0.05		0.24		0.39		0.037	B	0.019	B	0.043		0.036	B
Selenium	1,500	1		0.28	U	0.29	U	0.89	B	0.27	U	0.28	U	0.27	U
Silver	1,500	0.073	B	0.15	B	0.13	BJ	0.34	BJ	0.12	B	0.055	B	0.13	B
Cyanide	27	9.7		0.58	U	0.61	U	1	U	0.56	U	0.58	U	0.56	U

NOTES:
U - Indicates a compound was analyzed for, but not detected. For results marked U, the numerical value is the compound MDL or PQL.
N - Indicates Matrix Spike Sample Recovery not met.
E - Indicates the reported value is estimated because of the presence of interference.
* - Indicates Duplicate analysis not within control limits.
B - Indicates reported value is less than the Contract Required Detection Limits but greater than the Instrument Detection Limit.
J - Indicates that the associated numerical value is an approximate (estimated) concentration.
D - Indicates Sample Was Diluted.
Q - Indicates laboratory qualifier.
NA - Indicates that sample was not analyzed.
The Restricted Commercial Soil Cleanup Objective was taken from the most recent version of SubPart 375-6.

TABLE 3 (cont.)
CLIFTON OU-2 (OFF-SITE AREA)
SUPPLEMENTAL REMEDIAL INVESTIGATION
METALS IN SOIL

Sample Number:	**FB0924_S**		**FB092807**		**FB100407**	
Lab Sample ID No:	**0711076-008**		**0711326-003**		**0711565-010**	
Depth(ft):	**--**		**--**		**--**	
Sample Type:	**Aqueous**		**Aqueous**		**Aqueous**	
Sample Date:	**9/24/2007**		**9/28/2007**		**10/4/2007**	
Units:	**ug/L**		**ug/L**		**µg/L**	
Arsenic	1.8	U	1.8	U	1.8	U
Barium	3.2	U	3.2	U	3.2	U
Cadmium	0.57	B	0.35	B	0.32	U
Chromium	0.59	B	0.57	U	0.57	U
Lead	1.4	U	1.4	U	1.4	U
Mercury	0.1	U	0.1	U	0.1	U
Selenium	2.4	U	2.4	U	2.4	U
Silver	0.41	U	0.53	B	0.59	B
Cyanide	10	U	10	U	10	U

NOTES:
U - Indicates a compound was analyzed for, but not detected. For results marked U, the numerical value is the compound MDL or PQL.
N - Indicates Matrix Spike Sample Recovery not met.
E - Indicates the reported value is estimated because of the presence of interference.
* - Indicates Duplicate analysis not within control limits.
B - Indicates reported value is less than the Contract Required Detection Limits but greater than the Instrument Detection Limit.
J - Indicates that the associated numerical value is an approximate (estimated) concentration.
D - Indicates Sample Was Diluted.
Q - Indicates laboratory qualifier.
NA - Indicates that sample was not analyzed.
The Restricted Commercial Soil Cleanup Objective was taken from the most recent version of SubPart 375-6.

TABLE 2
CLIFTON OU-2 (OFF-SITE AREA)
SUPPLEMENTAL REMEDIAL INVESTIGATION
SEMIVOLATILE ORGANIC COMPOUNDS IN SOIL

Sample Number:	**SubPart 375 Protection of Public Health Restricted Commercial SCO**	**GPESB-1W-1**		**GPESB-1W-2**		**GPESB-1W-3**		**GPESB-1W-4**		**GPESB-1W-5**		**GPESB-1W-6**	
Lab Sample ID No:		**0711008-001B**		**0711202-001B**		**0711202-002B**		**0711202-003B**		**0711390-001B**		**0711390-002B**	
Depth(ft bgs):		**0.5 - 1.0**		**1.5 - 2.0**		**4.5 - 5.0**		**4.5 - 5.0**		**17.0 - 17.5**		**31.0 - 32.0**	
Sample Type:		**Soil**		**Soil**		**Soil**		**Soil**		**Soil**		**Soil**	
Sample Date:		**9/21/2007**		**9/21/2007**		**9/21/2007**		**9/21/2007**		**10/1/2007**		**10/1/2007**	
Units:		**mg/kg**	**Q**	**mg/kg**	**Q**	**mg/kg**	**Q**	**mg/kg**	**Q**	**mg/kg**	**Q**	**mg/kg**	**Q**
Phenol	500	0.39	U	0.38	U	0.38	U	0.39	U	0.5	U	0.59	U
Naphthalene	500	0.17	J	0.28	J	0.12	J	0.1	J	3.9		0.59	U
2-Methylnaphthalene	*500*	0.14	J	0.13	J	0.17	J	0.14	J	1.4		0.59	U
2-Methylphenol	*500*	0.39	U	0.38	U	0.38	U	0.39	U	0.5	U	0.59	U
4-Methylphenol	*500*	0.39	U	0.38	U	0.38	U	0.39	U	0.5	U	0.59	U
Dimethylphthalate	*500*	0.39	U	0.38	U	0.38	U	0.39	U	0.5	U	0.59	U
Acenaphthylene	500	0.26	J	0.11	J	0.38	U	0.39	U	3.3		0.59	U
Acenaphthene	500	0.39	U	0.38	U	0.38	U	0.39	U	18	D	0.59	U
Dibenzofuran	*500*	0.39	U	0.38	U	0.38	U	0.39	U	0.5	U	0.59	U
Diethylphthalate	*500*	0.12	J	0.22	J	0.16	J	0.22	J	0.5	U	0.59	U
Fluorene	500	0.39	U	0.38	U	0.38	U	0.39	U	8.9	D	0.59	U
Phenanthrene	500	0.18	J	0.098	J	0.11	J	0.39	U	52	D	0.59	U
Anthracene	500	0.39	U	0.38	U	0.38	U	0.39	U	29	D	0.59	U
Carbazole	*500*	0.39	U	0.38	U	0.38	U	0.39	U	0.5	U	0.59	U
Fluoranthene	500	0.25	J	0.16	J	0.13	J	0.11	J	34	D	0.59	U
Pyrene	500	0.38	J	0.18	J	0.16	J	0.13	J	46	D	0.59	U
Benzo(a)anthracene	5.6	0.18	J	0.15	J	0.087	J	0.087	J	23	D	0.59	U
Chrysene	56	0.43		0.2	J	0.16	J	0.1	J	19	D	0.59	U
Bis(2-ethylhexyl)phthalate	*500*	0.39	U	0.38	U	0.38	U	0.39	U	0.5	U	0.59	U
Di-n-octyl phthalate	*500*	0.39	U	0.38	U	0.38	U	0.39	U	0.5	U	0.59	U
Benzo(b)fluoranthene	5.6	0.4		0.13	J	0.12	J	0.39	U	**7.8**	D	0.59	U
Benzo(k)fluoranthene	56	0.14	J	0.12	J	0.38	U	0.39	U	5		0.59	U
Benzo(a)pyrene	1	0.094	J	0.38	U	0.38	U	0.39	U	**13**	J	0.59	U
Indeno(1,2,3-cd)pyrene	5.6	0.097	J	0.38	U	0.38	U	0.39	U	2.1		0.59	U
Dibenzo(a,h)anthracene	0.56	0.39	U	0.38	U	0.38	U	0.39	U	**0.76**		0.59	U
Benzo(g,h,i)perylene	500	0.088	J	0.38	U	0.38	U	0.39	U	2.7		0.59	U
Total SVOCs		2.929		1.778		1.217		0.887		269.86		ND	
Total PAHs		2.809		1.558		1.057		0.667		267.16		ND	
Total CaPAHs		1.341		0.6		0.367		0.187		70.66		ND	
Benzo(a)pyrene Equivalent		0.167		0.031		0.022		0.010		17.29		0	
Total TICs		117.74		81.79		88.96		69.76		45.6		1.2	

NOTES:
U - Indicates a compound was analyzed for, but not detected. For results marked U, the numerical value is the compound MDL or PQL.
J - Indicates an estimated value.
E - Indicates concentration exceeds the calibrated range of the instrument. Concentrations in diluted sample are lower.
B - Indicates that the analyte was found in the blank as well as the sample. It indicates possible/probable blank contamination.
NA - Indicates that sample was not analyzed.
Q - Indicates laboratory qualifier.
Sample GPESB-1W-4 is a Duplicate Sample of GPESB-1W-3.
The Restricted Commercial Soil Cleanup Objective was taken from the most recent version of SubPart 375-6.

TABLE 2 (cont.)
CLIFTON OU-2 (OFF-SITE AREA)
SUPPLEMENTAL REMEDIAL INVESTIGATION
SEMIVOLATILE ORGANIC COMPOUNDS IN SOIL

Sample Number:	**SubPart 375**	**GPESB-1W-7**		**GPESB-1WA-1**		**GPESB-1WA-2**		**GPESB-1WA-3**		**GPESB-1WA-4**		**GPESB-2-1**	
Lab Sample ID No:	**Protection of**	**0711390-003B**		**0711566-001B**		**0711566-002B**		**0711566-003B**		**0711566-004B**		**0711008-003B**	
Depth(ft bgs):	**Public Health**	**35.0 - 36.0**		**0.5 - 2.0**		**5.5 - 6.5**		**22.25 - 23.25**		**25.0 - 26.0**		**0.5 - 1.0**	
Sample Type:	**Restricted**	**Soil**		**Soil**		**Soil**		**Soil**		**Soil**		**Soil**	
Sample Date:	**Commercial**	**10/1/2007**		**10/4/2007**		**10/4/2007**		**10/4/2007**		**10/4/2007**		**9/21/2007**	
Units:	**SCO**	**mg/kg**	**Q**	**mg/kg**	**Q**	**mg/kg**	**Q**	**mg/kg**	**Q**	**mg/kg**	**Q**	**mg/kg**	**Q**
Phenol	500	0.59	U	0.37	U	0.46	U	0.65	U	0.76	U	0.37	U
Naphthalene	500	0.59	U	0.37	U	0.46	U	0.65	U	0.76	U	0.32	J
2-Methylnaphthalene	*500*	0.59	U	0.37	U	0.46	U	0.65	U	0.76	U	0.19	J
2-Methylphenol	*500*	0.59	U	0.37	U	0.46	U	0.65	U	0.76	U	0.37	U
4-Methylphenol	*500*	0.59	U	0.37	U	0.46	U	0.65	U	0.76	U	0.37	U
Dimethylphthalate	*500*	0.59	U	0.37	U	0.46	U	0.65	U	0.76	U	0.37	U
Acenaphthylene	500	0.59	U	0.15	J	0.11	J	0.65	U	0.76	U	0.13	J
Acenaphthene	500	0.59	U	0.37	U	0.11	J	0.65	U	0.76	U	0.37	U
Dibenzofuran	*500*	0.59	U	0.37	U	0.46	U	0.65	U	0.76	U	0.075	J
Diethylphthalate	*500*	0.59	U	0.37	U	4.46	U	0.65	U	0.76	U	0.1	J
Fluorene	500	0.59	U	0.37	U	0.096	J	0.65	U	0.76	U	0.37	U
Phenanthrene	500	0.59	U	0.37	U	0.61		0.63	J	0.76	U	0.65	
Anthracene	500	0.59	U	0.37	U	0.1	J	0.24	J	0.76	U	0.1	J
Carbazole	*500*	0.59	U	0.37	U	0.46	U	0.65	U	0.76	U	0.37	U
Fluoranthene	500	0.59	U	0.18	J	0.34	J	0.45	J	0.76	U	0.76	
Pyrene	500	0.59	U	0.3	J	0.58		0.62	J	0.15	J	0.66	
Benzo(a)anthracene	5.6	0.59	U	0.17	J	0.24	J	0.22	J	0.76	U	0.33	J
Chrysene	56	0.59	U	0.28	J	0.21	J	0.25	J	0.76	U	0.6	
Bis(2-ethylhexyl)phthalate	*500*	0.59	U	0.37	U	0.46	U	0.65	U	0.76	U	0.37	U
Di-n-octyl phthalate	*500*	0.59	U	0.37	U	0.46	U	0.65	U	0.76	U	0.37	U
Benzo(b)fluoranthene	5.6	0.59	U	0.21	J	0.46	U	0.65	U	0.76	U	0.45	
Benzo(k)fluoranthene	56	0.59	U	0.11	J	0.46	U	0.65	U	0.76	U	0.2	J
Benzo(a)pyrene	1	0.59	U	0.089	J	0.16	J	0.65	U	0.76	U	0.23	J
Indeno(1,2,3-cd)pyrene	5.6	0.59	U	0.37	U	0.12	J	0.65	U	0.76	U	0.11	J
Dibenzo(a,h)anthracene	0.56	0.59	U	0.37	U	0.46	U	0.65	U	0.76	U	0.37	U
Benzo(g,h,i)perylene	500	0.59	U	0.37	U	0.16	J	0.65	U	0.76	U	0.11	J
Total SVOCs		ND		1.489		2.836		2.41		0.15		5.015	
Total PAHs		ND		1.489		2.676		2.41		0.15		4.84	
Total CaPAHs		ND		0.859		0.73		0.47		ND		1.92	
Benzo(a)pyrene Equivalent		0		0.131		0.198		0.025		0		0.327	
Total TICs		ND		53.01		1.95		9.92		9.17		44.66	

NOTES:
U - Indicates a compound was analyzed for, but not detected. For results marked U, the numerical value is the compound MDL or PQL.
J - Indicates an estimated value.
E - Indicates concentration exceeds the calibrated range of the instrument. Concentrations in diluted sample are lower.
B - Indicates that the analyte was found in the blank as well as the sample. It indicates possible/probable blank contamination.
NA - Indicates that sample was not analyzed.
Q - Indicates laboratory qualifier.
Sample GPESB-1W-7 is a Duplicate Sample of GPESB-1W-6.
Sample GPESB-1WA-4 is a Duplicate Sample of GPESB-1WA-3.
The Restricted Commercial Soil Cleanup Objective was taken from the most recent version of SubPart 375-6.

TABLE 2 (cont.)
CLIFTON OU-2 (OFF-SITE AREA)
SUPPLEMENTAL REMEDIAL INVESTIGATION
SEMIVOLATILE ORGANIC COMPOUNDS IN SOIL

Sample Number:	**SubPart 375**	**GPESB-2-2**		**GPESB-2-3**		**GPESB-3W-1**		**GPESB-3W-2**		**GPESB-3W-3**		**GPESB-4-1**	
Lab Sample ID No:	**Protection of**	**0711076-001B**		**0711390-004B**		**0711008-004B**		**0711076-002B**		**0711326-001B**		**0711008-005B**	
Depth(ft bgs):	**Public Health**	**4.5 - 5.0**		**17.5 - 18.5**		**0.5 - 1.0**		**4.5 - 5.0**		**27.0 - 28.0**		**0.5 - 1.0**	
Sample Type:	**Restricted**	**Soil**		**Soil**		**Soil**		**Soil**		**Soil**		**Soil**	
Sample Date:	**Commercial**	**9/24/2007**		**10/1/2007**		**9/21/2007**		**9/24/2007**		**9/28/2007**		**9/21/2007**	
Units:	**SCO**	**mg/kg**	**Q**	**mg/kg**	**Q**	**mg/kg**	**Q**	**mg/kg**	**Q**	**mg/kg**	**Q**	**mg/kg**	**Q**
Phenol	500	0.38	U	0.38	U	0.37	U	0.38	U	0.77	U	0.38	U
Naphthalene	500	0.38	U	0.38	U	0.2	J	0.38	U	0.77	U	0.38	U
2-Methylnaphthalene	*500*	0.38	U	0.38	U	0.15	J	0.38	U	0.77	U	0.38	U
2-Methylphenol	*500*	0.38	U	0.38	U	0.37	U	0.38	U	0.77	U	0.38	U
4-Methylphenol	*500*	0.38	U	0.38	U	0.37	U	0.38	U	0.77	U	0.38	U
Dimethylphthalate	*500*	0.38	U	0.38	U	0.37	U	0.38	U	0.77	U	0.38	U
Acenaphthylene	500	0.38	U	0.38	U	0.078	J	0.38	U	0.77	U	0.38	U
Acenaphthene	500	0.38	U	0.38	U	0.37	U	0.38	U	0.77	U	0.38	U
Dibenzofuran	*500*	0.38	U	0.38	U	0.37	U	0.38	U	0.77	U	0.38	U
Diethylphthalate	*500*	0.13	J	0.38	U	0.12	J	0.38	U	0.52	J	0.12	J
Fluorene	500	0.38	U	0.38	U	0.37	U	0.38	U	0.77	U	0.38	U
Phenanthrene	500	0.38	U	0.38	U	0.49		0.38	U	0.77	U	0.35	J
Anthracene	500	0.38	U	0.38	U	0.075	J	0.38	U	0.77	U	0.38	U
Carbazole	*500*	0.38	U	0.38	U	0.37	U	0.38	U	0.77	U	0.38	U
Fluoranthene	500	0.38	U	0.38	U	0.43		0.38	U	0.77	U	0.5	
Pyrene	500	0.38	U	0.38	U	0.41		0.38	U	0.77	U	0.55	
Benzo(a)anthracene	5.6	0.38	U	0.38	U	0.22	J	0.38	U	0.77	U	0.25	J
Chrysene	56	0.38	U	0.38	U	0.49		0.38	U	0.77	U	0.34	J
Bis(2-ethylhexyl)phthalate	*500*	0.38	U	0.38	U	0.37	U	0.38	U	0.77	U	0.38	U
Di-n-octyl phthalate	*500*	0.38	U	0.38	U	0.097	J	0.38	U	0.77	U	0.38	U
Benzo(b)fluoranthene	5.6	0.38	U	0.38	U	0.28	J	0.38	U	0.77	U	0.24	J
Benzo(k)fluoranthene	56	0.38	U	0.38	U	0.14	J	0.38	U	0.77	U	0.12	J
Benzo(a)pyrene	1	0.38	U	0.38	U	0.17	J	0.38	U	0.77	U	0.21	J
Indeno(1,2,3-cd)pyrene	5.6	0.38	U	0.38	U	0.079	J	0.38	U	0.77	U	0.1	J
Dibenzo(a,h)anthracene	0.56	0.38	U	0.38	U	0.37	U	0.38	U	0.77	U	0.38	U
Benzo(g,h,i)perylene	500	0.38	U	0.38	U	0.1	J	0.38	U	0.77	U	0.11	J
Total SVOCs		0.13		ND		3.529		ND		0.52		2.89	
Total PAHs		ND		ND		3.312		ND		ND		2.77	
Total CaPAHs		ND		ND		1.379		ND		ND		1.26	
Benzo(a)pyrene Equivalent		0		0		0.234		0		0		0.274	
Total TICs		54.15		ND		42.17		37.53		115.91		34.31	

NOTES:
U - Indicates a compound was analyzed for, but not detected. For results marked U, the numerical value is the compound MDL or PQL.
J - Indicates an estimated value.
E - Indicates concentration exceeds the calibrated range of the instrument. Concentrations in diluted sample are lower.
B - Indicates that the analyte was found in the blank as well as the sample. It indicates possible/probable blank contamination.
NA - Indicates that sample was not analyzed.
Q - Indicates laboratory qualifier.
The Restricted Commercial Soil Cleanup Objective was taken from the most recent version of SubPart 375-6.

TABLE 2 (cont.)
CLIFTON OU-2 (OFF-SITE AREA)
SUPPLEMENTAL REMEDIAL INVESTIGATION
SEMIVOLATILE ORGANIC COMPOUNDS IN SOIL

Sample Number:	**SubPart 375 Protection of Public Health Restricted Commercial SCO**	**GPESB-4-2**		**GPESB-4-3**		**GPESB-5W-1**		**GPESB-5W-2**		**GPESB-5W-3**		**GPESB-6W-1**	
Lab Sample ID No:		**0711076-003B**		**0711326-002B**		**0711008-006B**		**0711076-004B**		**0711272-001B**		**0711008-007B**	
Depth(ft bgs):		**4.0 - 4.5**		**25.5 - 27.5**		**0.5 - 1.0**		**4.0 - 4.5**		**11.5 - 12.5**		**0.5 - 1.0**	
Sample Type:		**Soil**		**Soil**		**Soil**		**Soil**		**Soil**		**Soil**	
Sample Date:		**9/24/2007**		**9/28/2007**		**9/21/2007**		**9/24/2007**		**9/27/2007**		**9/21/2007**	
Units:		**mg/kg**	**Q**	**mg/kg**	**Q**	**mg/kg**	**Q**	**mg/kg**	**Q**	**mg/kg**	**Q**	**mg/kg**	**Q**
Phenol	500	0.39	U	0.53	U	0.38	U	0.39	U	0.39	U	0.37	U
Naphthalene	500	0.39	U	0.53	U	0.24	J	0.39	U	0.39	U	2.8	
2-Methylnaphthalene	*500*	0.39	U	0.53	U	0.11	J	0.39	U	0.39	U	0.82	
2-Methylphenol	*500*	0.39	U	0.53	U	0.38	U	0.39	U	0.39	U	0.37	U
4-Methylphenol	*500*	0.39	U	0.53	U	0.38	U	0.39	U	0.39	U	0.37	U
Dimethylphthalate	*500*	0.39	U	0.53	U	0.38	U	0.39	U	0.39	U	0.37	U
Acenaphthylene	500	0.39	U	0.53	U	0.14	J	0.39	U	0.39	U	0.23	J
Acenaphthene	500	0.39	U	0.53	U	0.38	U	0.39	U	0.39	U	0.37	U
Dibenzofuran	*500*	0.39	U	0.53	U	0.38	U	0.39	U	0.39	U	0.081	J
Diethylphthalate	*500*	0.39	U	0.2	J	0.14	J	0.12	J	0.19	J	0.37	U
Fluorene	500	0.39	U	0.53	U	0.38	U	0.39	U	0.39	U	0.37	U
Phenanthrene	500	0.39	U	0.53	U	0.13	J	0.39	U	0.39	U	0.49	
Anthracene	500	0.39	U	0.53	U	0.38	U	0.39	U	0.39	U	0.37	U
Carbazole	*500*	0.39	U	0.53	U	0.38	U	0.39	U	0.39	U	0.37	U
Fluoranthene	500	0.39	U	0.53	U	0.12	J	0.39	U	0.39	U	0.35	J
Pyrene	500	0.39	U	0.53	U	0.13	J	0.39	U	0.39	U	0.31	J
Benzo(a)anthracene	5.6	0.39	U	0.53	U	0.14	J	0.39	U	0.39	U	0.21	J
Chrysene	56	0.39	U	0.53	U	0.2	J	0.39	U	0.39	U	0.57	
Bis(2-ethylhexyl)phthalate	*500*	0.39	U	0.53	U	0.38	U	0.39	U	0.39	U	0.37	U
Di-n-octyl phthalate	*500*	0.39	U	0.53	U	0.38	U	0.39	U	0.39	U	0.37	U
Benzo(b)fluoranthene	5.6	0.39	U	0.53	U	0.19	J	0.39	U	0.39	U	0.38	
Benzo(k)fluoranthene	56	0.39	U	0.53	U	0.38	U	0.39	U	0.39	U	0.28	J
Benzo(a)pyrene	1	0.39	U	0.53	U	0.38	U	0.39	U	0.39	U	0.3	J
Indeno(1,2,3-cd)pyrene	5.6	0.39	U	0.53	U	0.38	U	0.39	U	0.39	U	0.37	UJ
Dibenzo(a,h)anthracene	0.56	0.39	U	0.53	U	0.38	U	0.39	U	0.39	U	0.37	UJ
Benzo(g,h,i)perylene	500	0.39	U	0.53	U	0.38	U	0.39	U	0.39	U	0.37	UJ
Total SVOCs		ND		0.2		1.54		0.12		0.19		6.821	
Total PAHs		ND		ND		1.4		ND		ND		6.74	
Total CaPAHs		ND		ND		0.53		ND		ND		1.74	
Benzo(a)pyrene Equivalent		0		0		0.035		0		0		0.368	
Total TICs		36.02		102.97		63.74		38.84		64.91		216.5	

NOTES:
U - Indicates a compound was analyzed for, but not detected. For results marked U, the numerical value is the compound MDL or PQL.
J - Indicates an estimated value.
E - Indicates concentration exceeds the calibrated range of the instrument. Concentrations in diluted sample are lower.
B - Indicates that the analyte was found in the blank as well as the sample. It indicates possible/probable blank contamination.
NA - Indicates that sample was not analyzed.
Q - Indicates laboratory qualifier.
The Restricted Commercial Soil Cleanup Objective was taken from the most recent version of SubPart 375-6.

TABLE 2 (cont.)
CLIFTON OU-2 (OFF-SITE AREA)
SUPPLEMENTAL REMEDIAL INVESTIGATION
SEMIVOLATILE ORGANIC COMPOUNDS IN SOIL

Sample Number:	**SubPart 375 Protection of Public Health Restricted Commercial SCO**	**GPESB-6W-2**		**GPESB-6W-3**		**GPESB-6W-4**		**GPESB-6W-5**		**GPESB-6WA-1**		**GPESB-6WA-2**	
Lab Sample ID No:		**0711076-005B**		**0711076-006B**		**0711272-002B**		**0711272-003B**		**0711565-001B**		**0711565-002B**	
Depth(ft bgs):		**1.5 - 2.0**		**2.5 - 3.0**		**12.0 - 13.0**		**21.0 - 22.0**		**0.5 - 2.0**		**5.5 - 6.5**	
Sample Type:		**Soil**		**Soil**		**Soil**		**Soil**		**Soil**		**Soil**	
Sample Date:		**9/24/2007**		**9/24/2007**		**9/27/2007**		**9/27/2007**		**10/3/2007**		**10/3/2007**	
Units:		**mg/kg**	**Q**	**mg/kg**	**Q**	**mg/kg**	**Q**	**mg/kg**	**Q**	**mg/kg**	**Q**	**mg/kg**	**Q**
Phenol	500	0.41	U	0.66	U	230	UJ	0.87	U	0.37	U	0.38	U
Naphthalene	500	16	D	2		370		0.87	U	0.37	U	0.38	U
2-Methylnaphthalene	*500*	6.3		1		110	J	0.87	U	0.37	U	0.38	U
2-Methylphenol	*500*	0.41	U	0.66	U	230	U	0.87	U	0.37	U	0.38	U
4-Methylphenol	*500*	0.41	U	0.66	U	230	U	0.87	U	0.37	U	0.38	U
Dimethylphthalate	*500*	0.41	U	0.66	U	230	U	0.87	U	0.37	U	0.38	U
Acenaphthylene	500	1.8		0.42	J	230	U	0.87	U	0.37	U	0.38	U
Acenaphthene	500	0.42		0.14	J	230	U	0.87	U	0.37	U	0.38	U
Dibenzofuran	*500*	0.75		0.13	J	150	J	0.87	U	0.37	U	0.38	U
Diethylphthalate	*500*	0.41	U	0.15	J	230	U	0.29	J	0.37	U	0.38	U
Fluorene	500	0.95		0.22	J	160	J	0.87	U	0.37	U	0.38	U
Phenanthrene	500	14	D	2.7		**790**		0.87	U	0.37	U	0.38	U
Anthracene	500	0.53		0.55	J	240		0.87	U	0.37	U	0.38	U
Carbazole	*500*	0.25	J	0.27	J	98	J	0.87	U	0.37	U	0.38	U
Fluoranthene	500	6.3		4.2		**520**		0.87	U	0.37	U	0.38	U
Pyrene	500	12	D	5.4		420		0.87	U	0.37	U	0.079	J
Benzo(a)anthracene	5.6	4.5	J	2		**190**	J	0.87	U	0.37	U	0.38	U
Chrysene	56	6	J	2.5		**130**	J	0.87	U	0.37	U	0.38	U
Bis(2-ethylhexyl)phthalate	*500*	0.41	UJ	0.66	U	230	U	0.87	U	0.37	U	0.38	U
Di-n-octyl phthalate	*500*	0.41	UJ	0.66	U	230	U	0.87	U	0.37	U	0.38	U
Benzo(b)fluoranthene	5.6	4.8	J	2.4		**94**	J	0.87	U	0.37	U	0.38	U
Benzo(k)fluoranthene	56	3.1	J	0.84		**70**	J	0.87	U	0.37	U	0.38	U
Benzo(a)pyrene	1	**2.6**	J	**1.2**		**120**	J	0.87	U	0.37	U	0.38	U
Indeno(1,2,3-cd)pyrene	5.6	0.78	J	0.38	J	**56**	J	0.87	U	0.37	U	0.38	U
Dibenzo(a,h)anthracene	0.56	0.29	J	0.66	U	230	U	0.87	U	0.37	U	0.38	U
Benzo(g,h,i)perylene	500	0.54	J	0.36	J	66	J	0.87	U	0.37	U	0.38	U
Total SVOCs		104.14		26.86		3584		0.29		ND		0.079	
Total PAHs		81.21		26.31		3270		ND		ND		0.079	
Total CaPAHs		22.07		9.32		660		ND		ND		ND	
Benzo(a)pyrene Equivalent		3.989		1.711		156		0		0		0	
Total TICs		447		620.7		99		119.32		ND		ND	

NOTES:
U - Indicates a compound was analyzed for, but not detected. For results marked U, the numerical value is the compound MDL or PQL.
J - Indicates an estimated value.
E - Indicates concentration exceeds the calibrated range of the instrument. Concentrations in diluted sample are lower.
B - Indicates that the analyte was found in the blank as well as the sample. It indicates possible/probable blank contamination.
NA - Indicates that sample was not analyzed.
Q - Indicates laboratory qualifier.
The Restricted Commercial Soil Cleanup Objective was taken from the most recent version of SubPart 375-6.

TABLE 2 (cont.)
CLIFTON OU-2 (OFF-SITE AREA)
SUPPLEMENTAL REMEDIAL INVESTIGATION
SEMIVOLATILE ORGANIC COMPOUNDS IN SOIL

Sample Number:	**SubPart 375**	**GPESB-6WA-3**		**GPESB-6WA-4**		**GPESB-7-1**		**GPESB-7-2**		**GPESB-7-3**		**GPESB-7-4**		**GPESB-7-5**	
Lab Sample ID No:	**Protection of**	**0711565-004B**		**0711565-004B**		**0711008-008B**		**0711008-009B**		**0711008-010B**		**0711272-004B**		**0711272-005B**	
Depth(ft bgs):	**Public Health**	**24.0 - 25.0**		**24.0 - 25.0**		**0.5 - 1.0**		**2.0 - 2.5**		**3.5 - 4.0**		**12.75 - 13.75**		**22.0 - 23.0**	
Sample Type:	**Restricted**	**Soil**		**Soil**		**Soil**		**Soil**		**Soil**		**Soil**		**Soil**	
Sample Date:	**Commercial**	**10/3/2007**		**10/3/2007**		**9/20/2007**		**9/20/2007**		**9/20/2007**		**9/26/2007**		**9/26/2007**	
Units:	**SCO**	**µg/Kg**		**mg/kg**	**Q**	**mg/kg**	**Q**	**mg/kg**	**Q**	**mg/kg**	**Q**	**mg/kg**	**Q**	**mg/kg**	**Q**
Phenol	500	0.85	U	0.85	U	0.51	U	2	U	0.4	U	0.44	UJ	0.85	U
Naphthalene	500	0.54	J	0.54	J	0.51	U	0.58	J	0.4	U	61	D	0.85	U
2-Methylnaphthalene	*500*	0.85	U	0.85	U	0.51	U	2	U	0.4	U	5.4		0.85	U
2-Methylphenol	*500*	0.85	U	0.85	U	0.51	U	2	U	0.4	U	0.44	U	0.85	U
4-Methylphenol	*500*	0.85	U	0.85	U	0.51	U	2	U	0.4	U	0.44	U	0.85	U
Dimethylphthalate	*500*	0.85	U	0.85	U	0.51	U	2	U	0.4	U	0.44	U	0.85	U
Acenaphthylene	500	0.85	U	0.85	U	0.51	U	1.2	J	0.4	U	0.16	J	0.85	U
Acenaphthene	500	0.85	U	0.85	U	0.51	U	2	U	0.4	U	14	J	0.85	U
Dibenzofuran	*500*	0.85	U	0.85	U	0.51	U	2	U	0.4	U	7.9	J	0.85	U
Diethylphthalate	*500*	0.85	U	0.85	U	0.51	U	2	U	0.4	U	0.19	J	0.27	J
Fluorene	500	0.85	U	0.85	U	0.51	U	2	U	0.4	U	7.9	J	0.85	U
Phenanthrene	500	0.85	U	0.85	U	0.51	U	0.41	J	1		17	J	0.85	U
Anthracene	500	0.85	U	0.85	U	0.51	U	2	U	0.33	J	1.7		0.85	U
Carbazole	*500*	0.85	U	0.85	U	0.51	U	2	U	0.095	J	14	J	0.85	U
Fluoranthene	500	0.85	U	0.85	U	0.15	J	0.64	J	1.6		1.6		0.85	U
Pyrene	500	0.85	U	0.85	U	0.15	J	0.8	J	1.4		1.2		0.85	U
Benzo(a)anthracene	5.6	0.85	U	0.85	U	0.51	U	0.73	J	0.87		0.3	J	0.85	U
Chrysene	56	0.85	U	0.85	U	0.51	U	0.87	J	0.67		0.22	J	0.85	U
Bis(2-ethylhexyl)phthalate	*500*	0.85	U	0.85	U	0.51	U	2	U	0.4	U	0.44	U	0.85	U
Di-n-octyl phthalate	*500*	0.85	U	0.85	U	0.51	U	2	U	0.4	U	0.44	UJ	0.85	U
Benzo(b)fluoranthene	5.6	0.85	U	0.85	U	0.51	U	0.75	J	0.58		0.28	J	0.85	U
Benzo(k)fluoranthene	56	0.85	U	0.85	U	0.51	U	2	U	0.26	J	0.18	J	0.85	U
Benzo(a)pyrene	1	0.85	U	0.85	U	0.51	U	2	U	0.56		0.25	J	0.85	U
Indeno(1,2,3-cd)pyrene	5.6	0.85	U	0.85	U	0.51	U	2	U	0.27	J	0.44	UJ	0.85	U
Dibenzo(a,h)anthracene	0.56	0.85	U	0.85	U	0.51	U	2	U	0.4	U	0.44	UJ	0.85	U
Benzo(g,h,i)perylene	500	0.85	U	0.85	U	0.51	U	2	U	0.26	J	0.44	UJ	0.85	U
Total SVOCs		0.54	J	0.54		0.3		5.98		7.895		122.28		0.27	
Total PAHs		0.54	J	0.54		ND		5.98		7.8		103.69		ND	
Total CaPAHs		ND		ND		ND		2.35		3.21		1.23		ND	
Benzo(a)pyrene Equivalent		ND		0		0		0.157		0.741		0.312		0	
Total TICs		1740		1.74		42.59		118		34.6		193.41		132.57	

NOTES:

U - Indicates a compound was analyzed for, but not detected. For results marked U, the numerical value is the compound MDL or PQL.
J - Indicates an estimated value.
E - Indicates concentration exceeds the calibrated range of the instrument. Concentrations in diluted sample are lower.
B - Indicates that the analyte was found in the blank as well as the sample. It indicates possible/probable blank contamination.
NA - Indicates that sample was not analyzed.
Q - Indicates laboratory qualifier.
The Restricted Commercial Soil Cleanup Objective was taken from the most recent version of SubPart 375-6.

TABLE 2 (cont.)
CLIFTON OU-2 (OFF-SITE AREA)
SUPPLEMENTAL REMEDIAL INVESTIGATION
SEMIVOLATILE ORGANIC COMPOUNDS IN SOIL

Sample Number:	**SubPart 375**	**GPESB-7A-1**		**GPESB-7A-2**		**GPESB-7A-3**		**GPESB-7A-4**		**GPESB-8W-1**		**GPESB-8W-2**		**GPESB-8W-3**	
Lab Sample ID No:	**Protection of**	**0711443-001B**		**0711443-002B**		**0711565-006B**		**0711565-006B**		**0711008-011B**		**0711008-012B**		**0711272-006B**	
Depth(ft bgs):	**Public Health**	**0.5 - 2.0**		**5.5 - 6.5**		**25.5 - 26.5**		**25.5 - 26.5**		**0.5 - 1.0**		**2.5 - 3.0**		**6.5 - 7.5**	
Sample Type:	**Restricted**	**Soil**		**Soil**		**Soil**		**Soil**		**Soil**		**Soil**		**Soil**	
Sample Date:	**Commercial**	**10/2/2007**		**10/2/2007**		**10/3/2007**		**10/3/2007**		**9/20/2007**		**9/20/2007**		**9/26/2007**	
Units:	**SCO**	**mg/kg**	**Q**	**mg/kg**	**Q**	**µg/Kg**		**mg/kg**	**Q**	**mg/kg**	**Q**	**mg/kg**	**Q**	**mg/kg**	**Q**
Phenol	500	0.37	U	0.38	U	0.63	U	0.63	U	0.39	U	0.4	U	0.43	U
Naphthalene	500	0.37	U	0.38	U	0.63	U	0.63	U	0.1	J	0.4	U	0.45	
2-Methylnaphthalene	*500*	0.37	U	0.38	U	0.63	U	0.63	U	0.094	J	0.4	U	0.43	U
2-Methylphenol	*500*	0.37	U	0.38	U	0.63	U	0.63	U	0.39	U	0.4	U	0.43	U
4-Methylphenol	*500*	0.37	U	0.38	U	0.63	U	0.63	U	0.39	U	0.4	U	0.43	U
Dimethylphthalate	*500*	0.37	U	0.38	U	0.63	U	0.63	U	0.39	U	0.4	U	0.43	U
Acenaphthylene	500	0.37	U	0.38	U	0.63	U	0.63	U	0.1	J	0.4	U	0.43	U
Acenaphthene	500	0.37	U	0.38	U	0.63	U	0.63	U	0.098	J	0.4	U	0.2	J
Dibenzofuran	*500*	0.37	U	0.38	U	0.63	U	0.63	U	0.39	U	0.4	U	0.43	U
Diethylphthalate	*500*	0.37	U	0.38	U	0.63	U	0.63	U	0.097	J	0.4	U	0.16	J
Fluorene	500	0.37	U	0.38	U	0.63	U	0.63	U	0.092	J	0.4	U	0.43	U
Phenanthrene	500	0.37	U	0.38	U	0.63	U	0.63	U	1.2		0.4	U	0.47	
Anthracene	500	0.37	U	0.38	U	0.63	U	0.63	U	0.24	J	0.4	U	0.13	J
Carbazole	*500*	0.37	U	0.38	U	0.63	U	0.63	U	0.39	U	0.4	U	0.43	U
Di-n-butyl phthalate	*500*	0.37	U	0.38	U	0.63	U	0.63	U	0.12	J	0.4	U	0.092	J
Fluoranthene	500	0.37	U	0.38	U	0.63	U	0.63	U	1.6		0.082	J	0.69	
Pyrene	500	0.37	U	0.38	U	0.63	U	0.63	U	2.3		0.093	J	0.57	
Butyl benzyl phthalate	*500*	0.37	U	0.38	U	0.63	U	0.63	U	0.22	J	0.4	U	0.43	U
Benzo(a)anthracene	5.6	0.37	U	0.38	U	0.63	U	0.63	U	0.79		0.4	U	0.29	J
Chrysene	56	0.37	U	0.38	U	0.63	U	0.63	U	0.89		0.4	U	0.24	J
Bis(2-ethylhexyl)phthalate	*500*	0.37	U	0.38	U	0.63	U	0.63	U	0.32	J	0.4	U	0.43	U
Di-n-octyl phthalate	*500*	0.37	U	0.38	U	0.63	U	0.63	U	0.39	U	0.4	U	0.43	U
Benzo(b)fluoranthene	5.6	0.37	U	0.38	U	0.63	U	0.63	U	0.74		0.4	U	0.22	J
Benzo(k)fluoranthene	56	0.37	U	0.38	U	0.63	U	0.63	U	0.4		0.4	U	0.43	U
Benzo(a)pyrene	1	0.37	U	0.38	U	0.63	U	0.63	U	0.5		0.4	U	0.22	J
Indeno(1,2,3-cd)pyrene	5.6	0.37	U	0.38	U	0.63	U	0.63	U	0.14	J	0.4	U	0.43	U
Dibenzo(a,h)anthracene	0.56	0.37	U	0.38	U	0.63	U	0.63	U	0.39	U	0.4	U	0.43	U
Benzo(g,h,i)perylene	500	0.37	U	0.38	U	0.63	U	0.63	U	0.14	J	0.4	U	0.43	U
Total SVOCs		ND		ND		ND		ND		10.181		0.175		3.64	
Total PAHs		ND		ND		ND		ND		9.424		0.175		3.48	
Total CaPAHs		ND		ND		ND		ND		3.46		ND		0.97	
Benzo(a)pyrene Equivalent		0		0		ND		0		1.391		0		0.273	
Total TICs		ND		ND		300		0.3		37.21		33.5		91.84	

NOTES:
U - Indicates a compound was analyzed for, but not detected. For results marked U, the numerical value is the compound MDL or PQL.
J - Indicates an estimated value.
E - Indicates concentration exceeds the calibrated range of the instrument. Concentrations in diluted sample are lower.
B - Indicates that the analyte was found in the blank as well as the sample. It indicates possible/probable blank contamination.
NA - Indicates that sample was not analyzed.
Q - Indicates laboratory qualifier.
The Restricted Commercial Soil Cleanup Objective was taken from the most recent version of SubPart 375-6.

TABLE 2 (cont.)
CLIFTON OU-2 (OFF-SITE AREA)
SUPPLEMENTAL REMEDIAL INVESTIGATION
SEMIVOLATILE ORGANIC COMPOUNDS IN SOIL

Sample Number:	**SubPart 375 Protection of Public Health Restricted Commercial SCO**	**GPESB-8W-4**		**GPESB-8WA-1**		**GPESB-8WA-2**		**GPESB-8WA-3**		**GPESB-8WA-4**		**GPESB-10-1**	
Lab Sample ID No:		**0711272-007B**		**0711443-003B**		**0711443-004B**		**0711443-005B**		**0711443-006B**		**0711008-013B**	
Depth(ft bgs):		**22.0 - 23.0**		**0.5 - 2.0**		**5.0 - 6.0**		**15.5 - 16.0**		**21.5 - 22.5**		**0 - 0.5**	
Sample Type:		**Soil**		**Soil**		**Soil**		**Soil**		**Soil**		**Soil**	
Sample Date:		**9/26/2007**		**10/2/2007**		**10/2/2007**		**10/2/2007**		**10/2/2007**		**9/21/2007**	
Units:		**mg/kg**	**Q**	**mg/kg**	**Q**	**mg/kg**	**Q**	**mg/kg**	**Q**	**mg/kg**	**Q**	**mg/kg**	**Q**
Phenol	500	1.1	U	0.4	U	0.38	U	0.42	U	0.78	U	0.37	U
Naphthalene	500	1.1	U	0.4	U	0.38	U	0.31	J	0.78	U	0.37	U
2-Methylnaphthalene	*500*	1.1	U	0.4	U	0.38	U	0.82		0.78	U	0.37	U
2-Methylphenol	*500*	1.1	U	0.4	U	0.38	U	0.42	U	0.78	U	0.37	U
4-Methylphenol	*500*	1.1	U	0.4	U	0.38	U	0.42	U	0.78	U	0.37	U
Dimethylphthalate	*500*	1.1	U	0.4	U	0.38	U	0.42	U	0.78	U	0.37	U
Acenaphthylene	500	1.1	U	0.11	J	0.38	U	0.42	U	0.78	U	0.37	U
Acenaphthene	500	1.1	U	0.4	U	0.38	U	1.9		0.78	U	0.37	U
Dibenzofuran	*500*	1.1	U	0.4	U	0.38	U	1.1		0.78	U	0.37	U
Diethylphthalate	*500*	0.57	J	0.4	U	0.38	U	0.42	U	0.78	U	0.37	U
Fluorene	500	1.1	U	0.4	U	0.38	U	1.1		0.78	U	0.37	U
Phenanthrene	500	1.1	U	0.28	J	0.38	U	3.3		0.78	U	0.37	U
Anthracene	500	1.1	U	0.23	J	0.38	U	0.34	J	0.78	U	0.37	U
Carbazole	*500*	1.1	U	0.4	U	0.38	U	1		0.78	U	0.37	U
Fluoranthene	500	1.1	U	3.7		0.38	U	0.56		0.78	U	0.37	U
Pyrene	500	1.1	U	3.2		0.38	U	0.42		0.78	U	0.37	U
Benzo(a)anthracene	5.6	1.1	U	2.2		0.38	U	0.42	U	0.78	U	0.37	U
Chrysene	56	1.1	U	1.9		0.38	U	0.42	U	0.78	U	0.37	U
Bis(2-ethylhexyl)phthalate	*500*	1.1	U	0.4	U	0.38	U	0.42	U	0.78	U	0.37	U
Di-n-octyl phthalate	*500*	1.1	U	0.4	U	0.38	U	0.42	U	0.78	U	0.37	U
Benzo(b)fluoranthene	5.6	1.1	U	2.8		0.38	U	0.42	U	0.78	U	0.37	U
Benzo(k)fluoranthene	56	1.1	U	0.94		0.38	U	0.42	U	0.78	U	0.37	U
Benzo(a)pyrene	1	1.1	U	**2.4**		0.38	U	0.42	U	0.78	U	0.37	U
Indeno(1,2,3-cd)pyrene	5.6	1.1	U	0.91		0.38	U	0.42	U	0.78	U	0.37	U
Dibenzo(a,h)anthracene	0.56	1.1	U	0.26	J	0.38	U	0.42	U	0.78	U	0.37	U
Benzo(g,h,i)perylene	500	1.1	U	0.87		0.38	U	0.42	U	0.78	U	0.37	U
Total SVOCs		0.57		19.8		ND		10.85		ND		ND	
Total PAHs		ND		18.93		ND		8.75		ND		ND	
Total CaPAHs		ND		11.41		ND		ND		ND		ND	
Benzo(a)pyrene Equivalent		0		3.279		0		0		0		0	
Total TICs		73.45		7.01		ND		2.06		2.48		64.37	

NOTES:
U - Indicates a compound was analyzed for, but not detected. For results marked U, the numerical value is the compound MDL or PQL.
J - Indicates an estimated value.
E - Indicates concentration exceeds the calibrated range of the instrument. Concentrations in diluted sample are lower.
B - Indicates that the analyte was found in the blank as well as the sample. It indicates possible/probable blank contamination.
NA - Indicates that sample was not analyzed.
Q - Indicates laboratory qualifier.
The Restricted Commercial Soil Cleanup Objective was taken from the most recent version of SubPart 375-6.

TABLE 2 (cont.)
CLIFTON OU-2 (OFF-SITE AREA)
SUPPLEMENTAL REMEDIAL INVESTIGATION
SEMIVOLATILE ORGANIC COMPOUNDS IN SOIL

Sample Number:	**SubPart 375 Protection of Public Health Restricted Commercial SCO**	**GPESB-10-2**		**GPESB-10-3**		**GPESB-10-4**		**GPESB-10A-1**		**GPESB-10A-2**		**GPESB-10A-3**	
Lab Sample ID No:		**0711076-007B**		**0711272-008B**		**0711272-009B**		**0711565-007B**		**0711565-008B**		**0711565-009B**	
Depth(ft bgs):		**2.5 - 3.0**		**12.33 - 13.33**		**21.0 - 22.0**		**0.5 - 2.0**		**5.0 - 6.0**		**12.5 - 13.5**	
Sample Type:		**Soil**		**Soil**		**Soil**		**Soil**		**Soil**		**Soil**	
Sample Date:		**9/24/2007**		**9/27/2007**		**9/27/2007**		**10/3/2007**		**10/3/2007**		**10/3/2007**	
Units:		**mg/kg**		**mg/kg**		**mg/kg**		**mg/kg**		**mg/kg**		**mg/kg**	
Phenol	500	0.38	U	0.4	U	0.45	J	0.37	U	0.38	U	0.37	U
Naphthalene	500	0.38	U	4.7		4.3		0.37	U	0.38	U	0.37	U
2-Methylnaphthalene	*500*	0.38	U	0.59		0.36	J	0.37	U	0.38	U	0.37	U
2-Methylphenol	*500*	0.38	U	0.15	J	0.67	U	0.37	U	0.38	U	0.37	U
4-Methylphenol	*500*	0.38	U	0.49		0.27	J	0.37	U	0.38	U	0.37	U
Dimethylphthalate	*500*	0.38	U	0.4	U	0.67	U	0.37	U	0.38	U	0.37	U
Acenaphthylene	500	0.38	U	0.62		0.43	J	0.37	U	0.38	U	0.37	U
Acenaphthene	500	0.38	U	3.7		1.8		0.37	U	0.38	U	0.37	U
Dibenzofuran	*500*	0.38	U	1.7		1.3		0.37	U	0.38	U	0.37	U
Diethylphthalate	*500*	0.38	U	0.13	J	0.67	U	0.37	U	0.38	U	0.37	U
Fluorene	500	0.38	U	7.7	D	3.7		0.37	U	0.38	U	0.37	U
Phenanthrene	500	0.38	U	12	D	5.3		0.37	U	0.38	U	0.37	U
Anthracene	500	0.38	U	3.5		1.6		0.37	U	0.38	U	0.37	U
Carbazole	*500*	0.38	U	3.9		2		0.37	U	0.38	U	0.37	U
Fluoranthene	500	0.38	U	15	D	8.3		0.37	U	0.38	U	0.37	U
Pyrene	500	0.38	U	13	D	8		0.37	U	0.38	U	0.37	U
Benzo(a)anthracene	5.6	0.38	U	**6.1**	D	3.1		0.37	U	0.38	U	0.37	U
Chrysene	56	0.38	U	6.3		2.6		0.37	U	0.38	U	0.37	U
Bis(2-ethylhexyl)phthalate	*500*	0.38	U	0.4	U	0.67	U	0.37	U	0.38	U	0.37	U
Di-n-octyl phthalate	*500*	0.38	U	0.4	UJ	0.67	U	0.37	U	0.38	U	0.37	U
Benzo(b)fluoranthene	5.6	0.38	U	5.3	D	4.5		0.37	U	0.38	U	0.37	U
Benzo(k)fluoranthene	56	0.38	U	3.6	J	2		0.37	U	0.38	U	0.37	U
Benzo(a)pyrene	1	0.38	U	**6.6**	D	**3.8**		0.37	U	0.38	U	0.37	U
Indeno(1,2,3-cd)pyrene	5.6	0.38	U	1.8	J	0.79		0.37	U	0.38	U	0.37	U
Dibenzo(a,h)anthracene	0.56	0.38	U	0.47	J	0.67	U	0.37	U	0.38	U	0.37	U
Benzo(g,h,i)perylene	500	0.38	U	1.5	J	0.76		0.37	U	0.38	U	0.37	U
Total SVOCs		ND		98.85		55.36		ND		ND		ND	
Total PAHs		ND		90.98		50.58		ND		ND		ND	
Total CaPAHs		ND		30.17		16.79		ND		ND		ND	
Benzo(a)pyrene Equivalent		0		8.489		4.685		0		0		0	
Total TICs		39.72		141.08		331.46		0.16		ND		0.19	

NOTES:
U - Indicates a compound was analyzed for, but not detected. For results marked U, the numerical value is the compound MDL or PQL.
J - Indicates an estimated value.
E - Indicates concentration exceeds the calibrated range of the instrument. Concentrations in diluted sample are lower.
B - Indicates that the analyte was found in the blank as well as the sample. It indicates possible/probable blank contamination.
NA - Indicates that sample was not analyzed.
Q - Indicates laboratory qualifier.
The Restricted Commercial Soil Cleanup Objective was taken from the most recent version of SubPart 375-6.

TABLE 2 (cont.)
CLIFTON OU-2 (OFF-SITE AREA)
SUPPLEMENTAL REMEDIAL INVESTIGATION
SEMIVOLATILE ORGANIC COMPOUNDS IN SOIL

Sample Number:	**FB0924_S**		**FB092807**		**FB100407**	
Lab Sample ID No:	**0711076-008B**		**0711326-003B**		**0711565-010B**	
Depth(ft):	**--**		**--**		**--**	
Sample Type:	**Aqueous**		**Aqueous**		**Aqueous**	
Sample Date:	**9/24/2007**		**9/28/2007**		**10/4/2007**	
Units:	**ug/L**	**Q**	**ug/L**	**Q**	**µg/L**	**Q**
Naphthalene	10	U	10	U	10	U
2-Methylnaphthalene	10	U	10	U	10	U
Dimethylphthalate	10	U	10	U	10	U
Acenaphthylene	10	U	10	U	10	U
Acenaphthene	10	U	10	U	10	U
Dibenzofuran	10	U	10	U	10	U
Diethylphthalate	10	U	10	U	10	U
Fluorene	10	U	10	U	10	U
Phenanthrene	10	U	10	U	10	U
Anthracene	10	U	10	U	10	U
Carbazole	10	U	10	U	10	U
Di-n-butyl phthalate	2	J	10	U	10	U
Fluoranthene	10	U	10	U	10	U
Pyrene	10	U	10	U	10	U
Benzo(a)anthracene	10	U	10	U	10	U
Chrysene	10	U	10	U	10	U
Bis(2-ethylhexyl)phthalate	10	U	10	U	10	U
Di-n-octyl phthalate	10	U	10	U	10	U
Benzo(b)fluoranthene	10	U	10	U	10	U
Benzo(k)fluoranthene	10	U	10	U	10	U
Benzo(a)pyrene	10	U	10	U	10	U
Indeno(1,2,3-cd)pyrene	10	U	10	U	10	U
Dibenzo(a,h)anthracene	10	U	10	U	10	U
Benzo(g,h,i)perylene	10	U	10	U	10	U
Total SVOCs	2		ND		ND	
Total PAHs	ND		ND		ND	
Total CaPAHs	ND		ND		ND	
Benzo(a)pyrene Equivalent	ND		ND		ND	
Total TICs	28		2		ND	

NOTES:
U - Indicates a compound was analyzed for, but not detected. For results marked U, the numerical value is the compound MDL or PQL.
J - Indicates an estimated value.
E - Indicates concentration exceeds the calibrated range of the instrument. Concentrations in diluted sample are lower.
B - Indicates that the analyte was found in the blank as well as the sample. It indicates possible/probable blank contamination.
NA - Indicates that sample was not analyzed.
Q - Indicates laboratory qualifier.
The Restricted Commercial Soil Cleanup Objective was taken from the most recent version of SubPart 375-6.

TABLE 1
CLIFTON OU-2 (OFF-SITE AREA)
SUPPLEMENTAL REMEDIAL INVESTIGATION
VOLATILE ORGANIC COMPOUNDS IN SOIL

Sample Number:	**SubPart 375**	**GPESB-1W-1**		**GPESB-1W-2**		**GPESB-1W-3**		**GPESB-1W-4**		**GPESB-1W-5**		**GPESB-1W-6**	
Lab Sample ID No:	**Protection of**	**0711008-001A**		**0711202-001A**		**0711202-002A**		**0711202-003A**		**0711390-001A**		**0711390-002A**	
Depth(ft bgs):	**Public Health**	**0.5 - 1.0**		**1.5 - 2.0**		**4.5 - 5.0**		**4.5 - 5.0**		**17.0 - 17.5**		**31.0 - 32.0**	
Sample Type:	**Restricted**	**Soil**		**Soil**		**Soil**		**Soil**		**Soil**		**Soil**	
Sample Date:	**Commercial**	**9/21/2007**		**9/21/2007**		**9/21/2007**		**9/21/2007**		**10/1/2007**		**10/1/2007**	
Units:	**SCO**	**mg/kg**	**Q**	**mg/kg**	**Q**	**mg/kg**	**Q**	**mg/kg**	**Q**	**mg/kg**	**Q**		**Q**
Methylene chloride	500	0.01	BJ	0.003	BJ	0.003	BJ	0.002	BJ	0.015	U	0.022	B
Acetone	500	0.012	U	0.012	U	0.012	U	0.012	U	0.18		1.8	D
Carbon disulfide	*500*	0.012	U	0.002	J	0.012	U	0.012	U	0.015	U	0.003	J
2-Butanone	500	0.012	U	0.012	U	0.012	U	0.012	U	0.058		0.23	
Benzene	44	0.012	U	0.012	U	0.012	U	0.012	U	0.014	J	0.018	U
Tetrachloroethene	150	0.012	U	0.012	U	0.012	U	0.012	U	0.015	U	0.018	U
Toluene	500	0.012	U	0.012	U	0.012	U	0.012	U	0.004	J	0.018	U
Ethylbenzene	390	0.012	U	0.012	U	0.012	U	0.012	U	0.17		0.018	U
Styrene	*500*	0.012	U	0.012	U	0.012	U	0.012	U	0.015	U	0.018	U
Xylene (total)	500	0.012	U	0.012	U	0.012	U	0.012	U	0.017		0.018	U
Total VOCs		0.01		0.005		0.003		0.002		0.438		2.055	
Total BTEX		ND		ND		ND		ND		0.205		ND	
Total TICs		ND		ND		ND		ND		1.245		0.101	

NOTES:
U - Indicates a compound was analyzed for, but not detected. For results marked U, the numerical value is the compound MDL or PQL.
J - Indicates an estimated value.
E - Indicates concentration exceeds the calibrated range of the instrument. Concentrations in diluted sample are lower.
B - Indicates that the analyte was found in the blank as well as the sample. It indicates possible/probable blank contamination.
NA - Indicates that sample was not analyzed.
Q - Indicates laboratory qualifier.
Sample GPESB-1W-4 is a Duplicate Sample of GPESB-1W-3.
The Restricted Commercial Soil Cleanup Objective was taken from the most recent version of SubPart 375-6.

TABLE 1 (cont.)
CLIFTON OU-2 (OFF-SITE AREA)
SUPPLEMENTAL REMEDIAL INVESTIGATION
VOLATILE ORGANIC COMPOUNDS IN SOIL

Sample Number:	**SubPart 375 Protection of Public Health Restricted Commercial SCO**	**GPESB-1W-7**		**GPESB-1WA-1**		**GPESB-1WA-2**		**GPESB-1WA-3**		**GPESB-1WA-4**		**GPESB-2-1**	
Lab Sample ID No:		**0711390-003A**		**0711566-001A**		**0711566-002A**		**0711566-003A**		**0711566-004A**		**0711008-003A**	
Depth(ft bgs):		**35.0 - 36.0**		**0.5 - 2.0**		**5.5 - 6.5**		**22.25 - 23.25**		**25.0 - 26.0**		**0.5 - 1.0**	
Sample Type:		**Soil**		**Soil**		**Soil**		**Soil**		**Soil**		**Soil**	
Sample Date:		**10/1/2007**		**10/4/2007**		**10/4/2007**		**10/4/2007**		**10/4/2007**		**9/21/2007**	
Units:		**mg/kg**	**Q**	**mg/kg**	**Q**	**mg/kg**	**Q**	**mg/kg**	**Q**	**mg/kg**	**Q**	**mg/kg**	**Q**
Methylene chloride	500	0.063	BJ	0.007	BJ	0.008	BJ	0.013	BJ	0.01	BJ	0.011	U
Acetone	500	3.1	D	0.011	U	0.014	U	1.1	DB	1.5	DB	0.011	U
Carbon disulfide	*500*	0.089	U	0.011	U	0.014	U	0.004	J	0.023	U	0.011	U
2-Butanone	500	0.61		0.011	U	0.014	U	0.19		0.18		0.011	U
Benzene	44	0.089	U	0.011	U	0.014	U	0.02	U	0.023	U	0.011	U
Tetrachloroethene	150	0.089	U	0.011	U	0.014	U	0.02	U	0.023	U	0.011	UJ
Toluene	500	0.089	U	0.011	U	0.014	U	0.02	U	0.023	U	0.011	U
Ethylbenzene	390	0.089	U	0.011	U	0.014	U	0.02	U	0.023	U	0.011	U
Styrene	*500*	0.089	U	0.011	U	0.014	U	0.02	U	0.023	U	0.011	U
Xylene (total)	500	0.089	U	0.011	U	0.014	U	0.02	U	0.023	U	0.011	U
Total VOCs		3.773		0.007		0.008		1.307		1.69		0.011	
Total BTEX		ND		ND		ND		ND		ND		ND	
Total TICs		0.565		0.055		0.107		0.135		0.051		ND	

NOTES:
U - Indicates a compound was analyzed for, but not detected. For results marked U, the numerical value is the compound MDL or PQL.
J - Indicates an estimated value.
E - Indicates concentration exceeds the calibrated range of the instrument. Concentrations in diluted sample are lower.
B - Indicates that the analyte was found in the blank as well as the sample. It indicates possible/probable blank contamination.
NA - Indicates that sample was not analyzed.
Q - Indicates laboratory qualifier.
Sample GPESB-1W-7 is a Duplicate Sample of GPESB-1W-6.
Sample GPESB-1WA-4 is a Duplicate Sample of GPESB-1WA-3.
The Restricted Commercial Soil Cleanup Objective was taken from the most recent version of SubPart 375-6.

TABLE 1 (cont.)
CLIFTON OU-2 (OFF-SITE AREA)
SUPPLEMENTAL REMEDIAL INVESTIGATION
VOLATILE ORGANIC COMPOUNDS IN SOIL

Sample Number:	**SubPart 375**	**GPESB-2-2**		**GPESB-2-3**		**GPESB-3W-1**		**GPESB-3W-2**		**GPESB-3W-3**		**GPESB-4-1**	
Lab Sample ID No:	**Protection of**	**0711076-001A**		**0711390-004A**		**0711008-004A**		**0711076-002A**		**0711326-001A**		**0711008-005A**	
Depth(ft bgs):	**Public Health**	**4.5 - 5.0**		**17.5 - 18.5**		**0.5 - 1.0**		**4.5 - 5.0**		**27.0 - 28.0**		**0.5 - 1.0**	
Sample Type:	**Restricted**	**Soil**		**Soil**		**Soil**		**Soil**		**Soil**		**Soil**	
Sample Date:	**Commercial**	**9/24/2007**		**10/1/2007**		**9/21/2007**		**9/24/2007**		**9/28/2007**		**9/21/2007**	
Units:	**SCO**	**mg/kg**	**Q**	**mg/kg**	**Q**	**mg/kg**	**Q**	**mg/kg**	**Q**	**mg/kg**	**Q**	**mg/kg**	**Q**
Methylene chloride	500	0.004	BJ	0.008	BJ	0.013	B	0.003	BJ	0.022	BJ	0.011	U
Acetone	500	0.011	U	0.011	U	0.011	U	0.011	U	1.4	D	0.011	U
Carbon disulfide	*500*	0.011	U	0.011	U	0.011	U	0.011	U	0.007	J	0.011	U
2-Butanone	500	0.011	U	0.011	U	0.011	U	0.011	U	0.37		0.011	U
Benzene	44	0.011	U	0.011	U	0.011	U	0.011	U	0.023	U	0.011	U
Tetrachloroethene	150	0.011	U	0.011	U	0.011	U	0.011	U	0.023	U	0.011	UJ
Toluene	500	0.011	U	0.011	U	0.011	U	0.011	U	0.023	U	0.011	U
Ethylbenzene	390	0.011	U	0.011	U	0.011	U	0.011	U	0.023	U	0.011	U
Styrene	*500*	0.011	U	0.011	U	0.011	U	0.011	U	0.023	U	0.011	U
Xylene (total)	500	0.011	U	0.011	U	0.011	U	0.011	U	0.023	U	0.011	U
Total VOCs		0.004		0.008		0.013		0.003		1.799		0.011	
Total BTEX		ND		ND		ND		ND		ND		ND	
Total TICs		ND		0.027		ND		ND		0.062		ND	

NOTES:
U - Indicates a compound was analyzed for, but not detected. For results marked U, the numerical value is the compound MDL or PQL.
J - Indicates an estimated value.
E - Indicates concentration exceeds the calibrated range of the instrument. Concentrations in diluted sample are lower.
B - Indicates that the analyte was found in the blank as well as the sample. It indicates possible/probable blank contamination.
NA - Indicates that sample was not analyzed.
Q - Indicates laboratory qualifier.
The Restricted Commercial Soil Cleanup Objective was taken from the most recent version of SubPart 375-6.

TABLE 1 (cont.)
CLIFTON OU-2 (OFF-SITE AREA)
SUPPLEMENTAL REMEDIAL INVESTIGATION
VOLATILE ORGANIC COMPOUNDS IN SOIL

Sample Number:	**SubPart 375**	**GPESB-4-2**		**GPESB-4-3**		**GPESB-5W-1**		**GPESB-5W-2**		**GPESB-5W-3**		**GPESB-6W-1**	
Lab Sample ID No:	**Protection of**	**0711076-003A**		**0711326-002A**		**0711008-006A**		**0711076-004A**		**0711272-001A**		**0711008-007A**	
Depth(ft bgs):	**Public Health**	**4.0 - 4.5**		**25.5 - 27.5**		**0.5 - 1.0**		**4.0 - 4.5**		**11.5 - 12.5**		**0.5 - 1.0**	
Sample Type:	**Restricted**	**Soil**		**Soil**		**Soil**		**Soil**		**Soil**		**Soil**	
Sample Date:	**Commercial**	**9/24/2007**		**9/28/2007**		**9/21/2007**		**9/24/2007**		**9/27/2007**		**9/21/2007**	
Units:	**SCO**	**mg/kg**	**Q**	**mg/kg**	**Q**	**mg/kg**	**Q**	**mg/kg**	**Q**	**mg/kg**	**Q**	**mg/kg**	**Q**
Methylene chloride	500	0.003	BJ	0.016	B	0.011	B	0.004	BJ	0.004	BJ	0.011	U
Acetone	500	0.012	U	0.5	D	0.011	U	0.012	U	0.012	U	0.011	U
Carbon disulfide	*500*	0.012	U	0.016	U	0.011	U	0.012	U	0.012	U	0.011	U
2-Butanone	500	0.012	U	0.11		0.011	U	0.012	U	0.012	U	0.011	U
Benzene	44	0.012	U	0.016	U	0.011	U	0.012	U	0.012	U	0.011	U
Tetrachloroethene	150	0.012	U	0.016	U	0.011	U	0.012	U	0.012	U	0.011	U
Toluene	500	0.012	U	0.016	U	0.011	U	0.012	U	0.012	U	0.011	U
Ethylbenzene	390	0.012	U	0.016	U	0.011	U	0.012	U	0.012	U	0.011	U
Styrene	*500*	0.012	U	0.016	U	0.011	U	0.012	U	0.012	U	0.011	U
Xylene (total)	500	0.012	U	0.016	U	0.011	U	0.012	U	0.012	U	0.011	U
Total VOCs		0.003		0.626		0.022		0.004		0.004		0.009	
Total BTEX		ND		ND		0.011		ND		ND		ND	
Total TICs		ND		0.015		ND		ND		ND		ND	

NOTES:
U - Indicates a compound was analyzed for, but not detected. For results marked U, the numerical value is the compound MDL or PQL.
J - Indicates an estimated value.
E - Indicates concentration exceeds the calibrated range of the instrument. Concentrations in diluted sample are lower.
B - Indicates that the analyte was found in the blank as well as the sample. It indicates possible/probable blank contamination.
NA - Indicates that sample was not analyzed.
Q - Indicates laboratory qualifier.
The Restricted Commercial Soil Cleanup Objective was taken from the most recent version of SubPart 375-6.

TABLE 1 (cont.)
CLIFTON OU-2 (OFF-SITE AREA)
SUPPLEMENTAL REMEDIAL INVESTIGATION
VOLATILE ORGANIC COMPOUNDS IN SOIL

Sample Number:	**SubPart 375 Protection of Public Health Restricted Commercial SCO**	**GPESB-6W-2**		**GPESB-6W-3**		**GPESB-6W-4**		**GPESB-6W-5**		**GPESB-6WA-1**		**GPESB-6WA-2**	
Lab Sample ID No:		**0711076-005A**		**0711076-006A**		**0711272-002A**		**0711272-003A**		**0711565-001A**		**0711565-002A**	
Depth(ft bgs):		**1.5 - 2.0**		**2.5 - 3.0**		**12.0 - 13.0**		**21.0 - 22.0**		**0.5 - 2.0**		**5.5 - 6.5**	
Sample Type:		**Soil**		**Soil**		**Soil**		**Soil**		**Soil**		**Soil**	
Sample Date:		**9/24/2007**		**9/24/2007**		**9/27/2007**		**9/27/2007**		**10/3/2007**		**10/3/2007**	
Units:		**mg/kg**	**Q**	**mg/kg**	**Q**	**mg/kg**	**Q**	**mg/kg**	**Q**	**mg/kg**	**Q**	**mg/kg**	**Q**
Methylene chloride	500	0.012	U	0.003	BJ	0.014	U	0.019	BJ	0.007	J	0.007	J
Acetone	500	0.029	J	0.02	U	0.017	J	0.51		0.011	U	0.011	U
Carbon disulfide	*500*	0.012	U	0.02	U	0.014	U	0.006	J	0.011	U	0.011	U
2-Butanone	500	0.012	U	0.02	U	0.014	U	0.15		0.011	U	0.011	U
Benzene	44	0.012	U	0.02	U	0.014	U	0.026	U	0.011	U	0.011	U
Tetrachloroethene	150	0.012	U	0.02	U	0.014	U	0.026	U	0.011	U	0.011	U
Toluene	500	0.012	U	0.02	U	0.014	U	0.026	U	0.011	U	0.011	U
Ethylbenzene	390	0.012	U	0.02	U	0.014	U	0.026	U	0.011	U	0.011	U
Styrene	*500*	0.004	J	0.02	U	0.014	U	0.026	U	0.011	U	0.011	U
Xylene (total)	500	0.012	U	0.02	U	0.006	J	0.026	U	0.011	U	0.011	U
Total VOCs		0.039		0.003		0.028		0.685		0.007		0.007	
Total BTEX		ND		ND		0.006		ND		ND		ND	
Total TICs		ND		ND		0.316		0.024		0.046		0.028	

NOTES:
U - Indicates a compound was analyzed for, but not detected. For results marked U, the numerical value is the compound MDL or PQL.
J - Indicates an estimated value.
E - Indicates concentration exceeds the calibrated range of the instrument. Concentrations in diluted sample are lower.
B - Indicates that the analyte was found in the blank as well as the sample. It indicates possible/probable blank contamination.
NA - Indicates that sample was not analyzed.
Q - Indicates laboratory qualifier.
The Restricted Commercial Soil Cleanup Objective was taken from the most recent version of SubPart 375-6.

TABLE 1 (cont.)
CLIFTON OU-2 (OFF-SITE AREA)
SUPPLEMENTAL REMEDIAL INVESTIGATION
VOLATILE ORGANIC COMPOUNDS IN SOIL

Sample Number:	**SubPart 375**	**GPESB-6WA-3**		**GPESB-6WA-4**		**GPESB-7-1**		**GPESB-7-2**		**GPESB-7-3**		**GPESB-7-4**	
Lab Sample ID No:	**Protection of**	**0711565-003A**		**0711565-004A**		**0711008-008A**		**0711008-009A**		**0711008-010A**		**0711272-004A**	
Depth(ft bgs):	**Public Health**	**13.5 - 14.5**		**24.0 - 25.0**		**0.5 - 1.0**		**2.0 - 2.5**		**3.5 - 4.0**		**12.75 - 13.75**	
Sample Type:	**Restricted**	**Soil**		**Soil**		**Soil**		**Soil**		**Soil**		**Soil**	
Sample Date:	**Commercial**	**10/3/2007**		**10/3/2007**		**9/20/2007**		**9/20/2007**		**9/20/2007**		**9/26/2007**	
Units:	**SCO**	**mg/kg**	**Q**	**mg/kg**	**Q**	**mg/kg**	**Q**	**mg/kg**	**Q**	**mg/kg**	**Q**	**mg/kg**	**Q**
Methylene chloride	500	0.007	J	0.016	J	0.006	BJ	0.012	B	0.015	B	0.013	U
Acetone	500	0.17		0.73	D	0.015	U	0.012	U	0.012	U	0.083	J
Carbon disulfide	*500*	0.005	J	0.013	J	0.015	U	0.012	U	0.012	U	0.002	J
2-Butanone	500	0.045		0.22		0.015	U	0.012	U	0.012	U	0.026	J
Benzene	44	0.013	U	0.026	U	0.015	U	0.012	U	0.012	U	0.013	U
Tetrachloroethene	150	0.013	U	0.026	U	0.015	U	0.012	U	0.012	U	0.013	U
Toluene	500	0.013	U	0.026	U	0.015	U	0.012	U	0.012	U	0.013	U
Ethylbenzene	390	0.003	J	0.026	U	0.015	U	0.012	U	0.012	U	0.011	J
Styrene	*500*	0.013	U	0.026	U	0.015	U	0.012	U	0.012	U	0.013	U
Xylene (total)	500	0.007	J	0.026	U	0.015	U	0.012	U	0.012	U	0.006	J
Total VOCs		0.237		0.979		0.006		0.012		0.015		0.132	
Total BTEX		0.01		ND		ND		ND		ND		0.017	
Total TICs		0.566		0.107		ND		ND		ND		0.704	

NOTES:
U - Indicates a compound was analyzed for, but not detected. For results marked U, the numerical value is the compound MDL or PQL.
J - Indicates an estimated value.
E - Indicates concentration exceeds the calibrated range of the instrument. Concentrations in diluted sample are lower.
B - Indicates that the analyte was found in the blank as well as the sample. It indicates possible/probable blank contamination.
NA - Indicates that sample was not analyzed.
Q - Indicates laboratory qualifier.
The Restricted Commercial Soil Cleanup Objective was taken from the most recent version of SubPart 375-6.

TABLE 1 (cont.)
CLIFTON OU-2 (OFF-SITE AREA)
SUPPLEMENTAL REMEDIAL INVESTIGATION
VOLATILE ORGANIC COMPOUNDS IN SOIL

Sample Number:	**SubPart 375**	**GPESB-7-5**		**GPESB-7A-1**		**GPESB-7A-2**		**GPESB-7A-3**		**GPESB-7A-4**		**GPESB-8W-1**	
Lab Sample ID No:	**Protection of**	**0711272-005A**		**0711443-001A**		**0711443-002A**		**0711565-005A**		**0711565-006A**		**0711008-011A**	
Depth(ft bgs):	**Public Health**	**22.0 - 23.0**		**0.5 - 2.0**		**5.5 - 6.5**		**15.0 - 16.0**		**25.5 - 26.5**		**0.5 - 1.0**	
Sample Type:	**Restricted**	**Soil**		**Soil**		**Soil**		**Soil**		**Soil**		**Soil**	
Sample Date:	**Commercial**	**9/26/2007**		**10/2/2007**		**10/2/2007**		**10/3/2007**		**10/3/2007**		**9/20/2007**	
Units:	**SCO**	**mg/kg**	**Q**	**mg/kg**	**Q**	**mg/kg**	**Q**	**mg/kg**	**Q**	**mg/kg**	**Q**	**mg/kg**	**Q**
Methylene chloride	500	0.026	B	0.007	BJ	0.008	BJ	0.01	J	0.014	J	0.004	BJ
Acetone	500	0.4	D	0.011	U	0.036		0.043		2.1	DB	0.012	U
Carbon disulfide	*500*	0.007	J	0.011	U	0.012	U	0.003	J	0.005	J	0.012	U
2-Butanone	500	0.19		0.011	U	0.009	J	0.016	U	0.23		0.012	U
Benzene	44	0.026	U	0.011	U	0.012	U	0.016	U	0.019	U	0.012	U
Tetrachloroethene	150	0.026	U	0.011	U	0.012	U	0.016	U	0.019	U	0.012	U
Toluene	500	0.026	U	0.011	U	0.012	U	0.004	J	0.019	U	0.012	U
Ethylbenzene	390	0.026	U	0.011	U	0.012	U	0.016		0.019	U	0.012	U
Styrene	*500*	0.026	U	0.011	U	0.012	U	0.029		0.019	U	0.012	U
Xylene (total)	500	0.026	U	0.011	U	0.012	U	0.043		0.019	U	0.012	U
Total VOCs		0.623		0.007		0.053		0.148		2.349		0.004	
Total BTEX		ND		ND		ND		0.063		ND		ND	
Total TICs		0.021		0.009		0.042		4.64		0.07		ND	

NOTES:
U - Indicates a compound was analyzed for, but not detected. For results marked U, the numerical value is the compound MDL or PQL.
J - Indicates an estimated value.
E - Indicates concentration exceeds the calibrated range of the instrument. Concentrations in diluted sample are lower.
B - Indicates that the analyte was found in the blank as well as the sample. It indicates possible/probable blank contamination.
NA - Indicates that sample was not analyzed.
Q - Indicates laboratory qualifier.
The Restricted Commercial Soil Cleanup Objective was taken from the most recent version of SubPart 375-6.

TABLE 1 (cont.)
CLIFTON OU-2 (OFF-SITE AREA)
SUPPLEMENTAL REMEDIAL INVESTIGATION
VOLATILE ORGANIC COMPOUNDS IN SOIL

Sample Number:	**SubPart 375**	**GPESB-8W-2**		**GPESB-8W-3**		**GPESB-8W-4**		**GPESB-8WA-1**		**GPESB-8WA-2**		**GPESB-8WA-3**	
Lab Sample ID No:	**Protection of**	**0711008-012A**		**0711272-006A**		**0711272-007A**		**0711443-003A**		**0711443-004A**		**0711443-005A**	
Depth(ft bgs):	**Public Health**	**2.5 - 3.0**		**6.5 - 7.5**		**22.0 - 23.0**		**0.5 - 2.0**		**5.0 - 6.0**		**15.5 - 16.0**	
Sample Type:	**Restricted**	**Soil**		**Soil**		**Soil**		**Soil**		**Soil**		**Soil**	
Sample Date:	**Commercial**	**9/20/2007**		**9/26/2007**		**9/26/2007**		**10/2/2007**		**10/2/2007**		**10/2/2007**	
Units:	**SCO**	**mg/kg**	**Q**	**mg/kg**	**Q**	**mg/kg**	**Q**	**mg/kg**	**Q**	**mg/kg**	**Q**	**mg/kg**	**Q**
Methylene chloride	500	0.002	BJ	0.009	BJ	0.08	B	0.012	U	0.007	BJ	0.008	BJ
Acetone	500	0.012	U	0.035		0.7		0.012	U	0.14		0.013	U
Carbon disulfide	*500*	0.012	U	0.013	U	0.011	J	0.002	J	0.012	U	0.013	U
2-Butanone	500	0.012	U	0.008	J	0.19		0.012	U	0.04		0.013	U
Benzene	44	0.012	U	0.013	U	0.066	U	0.012	U	0.012	U	0.013	U
Tetrachloroethene	150	0.012	U	0.013	U	0.066	U	0.012	U	0.012	U	0.013	U
Toluene	500	0.012	U	0.013	U	0.066	U	0.012	U	0.012	U	0.013	U
Ethylbenzene	390	0.012	U	0.013	U	0.066	U	0.012	U	0.012	U	0.013	U
Styrene	*500*	0.012	U	0.013	U	0.066	U	0.012	U	0.012	U	0.013	U
Xylene (total)	500	0.012	U	0.013	U	0.066	U	0.012	U	0.012	U	0.013	U
Total VOCs		0.002		0.052		0.981		0.012		0.187		0.008	
Total BTEX		ND		ND		ND		ND		ND		ND	
Total TICs		ND		ND		0.18		0.011		0.038		0.024	

NOTES:
U - Indicates a compound was analyzed for, but not detected. For results marked U, the numerical value is the compound MDL or PQL.
J - Indicates an estimated value.
E - Indicates concentration exceeds the calibrated range of the instrument. Concentrations in diluted sample are lower.
B - Indicates that the analyte was found in the blank as well as the sample. It indicates possible/probable blank contamination.
NA - Indicates that sample was not analyzed.
Q - Indicates laboratory qualifier.
The Restricted Commercial Soil Cleanup Objective was taken from the most recent version of SubPart 375-6.

TABLE 1 (cont.)
CLIFTON OU-2 (OFF-SITE AREA)
SUPPLEMENTAL REMEDIAL INVESTIGATION
VOLATILE ORGANIC COMPOUNDS IN SOIL

Sample Number:	**SubPart 375**	**GPESB-8WA-4**		**GPESB-10-1**		**GPESB-10-2**		**GPESB-10-3**		**GPESB-10-4**		**GPESB-10A-1**	
Lab Sample ID No:	**Protection of**	**0711443-006**		**0711008-013A**		**0711076-007A**		**0711272-008A**		**0711272-009A**		**0711565-007A**	
Depth(ft bgs):	**Public Health**	**21.5 - 22.5**		**0 - 0.5**		**2.5 - 3.0**		**12.33 - 13.33**		**21.0 - 22.0**		**0.5 - 2.0**	
Sample Type:	**Restricted**	**Soil**		**Soil**		**Soil**		**Soil**		**Soil**		**Soil**	
Sample Date:	**Commercial**	**10/2/2007**		**9/21/2007**		**9/24/2007**		**9/27/2007**		**9/27/2007**		**10/3/2007**	
Units:	**SCO**	**mg/kg**	**Q**	**mg/kg**	**Q**	**mg/kg**	**Q**	**mg/kg**	**Q**	**mg/kg**	**Q**	**mg/kg**	**Q**
Methylene chloride	500	0.019	BJ	0.005	BJ	0.004	BJ	0.012	U	0.03	U	0.005	BJ
Acetone	500	0.31		0.011	U	0.012	U	0.16		0.8	D	0.011	U
Carbon disulfide	*500*	0.005	J	0.011	U	0.012	U	0.002	J	0.003	J	0.011	U
2-Butanone	500	0.095		0.011	U	0.012	U	0.039	J	0.17	J	0.011	U
Benzene	44	0.024	U	0.011	U	0.012	U	0.012	U	0.02	U	0.011	U
Tetrachloroethene	150	0.024	U	0.011	U	0.012	U	0.012	U	0.02	U	0.011	U
Toluene	500	0.024	U	0.011	U	0.012	U	0.012	U	0.02	U	0.011	U
Ethylbenzene	390	0.024	U	0.011	U	0.012	U	0.012	U	0.02	U	0.011	U
Styrene	*500*	0.024	U	0.011	U	0.012	U	0.012	U	0.02	U	0.011	U
Xylene (total)	500	0.008	J	0.011	U	0.012	U	0.012	U	0.02	U	0.011	U
Total VOCs		0.437		0.005		0.004		0.212		1.003		0.005	
Total BTEX		0.008		ND		ND		ND		ND		ND	
Total TICs		1.004		ND		ND		ND		0.019		0.042	

NOTES:
U - Indicates a compound was analyzed for, but not detected. For results marked U, the numerical value is the compound MDL or PQL.
J - Indicates an estimated value.
E - Indicates concentration exceeds the calibrated range of the instrument. Concentrations in diluted sample are lower.
B - Indicates that the analyte was found in the blank as well as the sample. It indicates possible/probable blank contamination.
NA - Indicates that sample was not analyzed.
Q - Indicates laboratory qualifier.
The Restricted Commercial Soil Cleanup Objective was taken from the most recent version of SubPart 375-6.

TABLE 1 (cont.)
CLIFTON OU-2 (OFF-SITE AREA)
SUPPLEMENTAL REMEDIAL INVESTIGATION
VOLATILE ORGANIC COMPOUNDS IN SOIL

Sample Number:	**SubPart 375 Protection of Public Health Restricted Commercial SCO**	**GPESB-10A-2**		**GPESB-10A-3**	
Lab Sample ID No:		**0711565-008A**		**0711565-009A**	
Depth(ft bgs):		**5.0 - 6.0**		**12.5 - 13.5**	
Sample Type:		**Soil**		**Soil**	
Sample Date:		**10/3/2007**		**10/3/2007**	
Units:		**mg/kg**	**Q**	**mg/kg**	**Q**
Methylene chloride	500	0.008	BJ	0.007	BJ
Acetone	500	0.064		0.092	
Carbon disulfide	*500*	0.012	U	0.001	J
2-Butanone	500	0.015		0.024	
Benzene	44	0.012	U	0.011	U
Tetrachloroethene	150	0.012	U	0.011	U
Toluene	500	0.012	U	0.011	U
Ethylbenzene	390	0.012	U	0.011	U
Styrene	*500*	0.012	U	0.011	U
Xylene (total)	500	0.012	U	0.011	U
Total VOCs		0.087		0.124	
Total BTEX		ND		ND	
Total TICs		0.049		0.039	

NOTES:
U - Indicates a compound was analyzed for, but not detected. For results marked U, the numerical value is the compound MDL or PQL.
J - Indicates an estimated value.
E - Indicates concentration exceeds the calibrated range of the instrument. Concentrations in diluted sample are lower.
B - Indicates that the analyte was found in the blank as well as the sample. It indicates possible/probable blank contamination.
NA - Indicates that sample was not analyzed.
Q - Indicates laboratory qualifier.
The Restricted Commercial Soil Cleanup Objective was taken from the most recent version of SubPart 375-6.

TABLE 1 (cont.)
CLIFTON OU-2 (OFF-SITE AREA)
SUPPLEMENTAL REMEDIAL INVESTIGATION
VOLATILE ORGANIC COMPOUNDS IN SOIL

Sample Number:	**TB092707**		**FB092807**		**TB092807**		**TB100107**		**TB100207**		**FB100407**	
Lab Sample ID No:	**0711272-010A**		**0711326-003A**		**0711326-004A**		**0711390-005A**		**0711443-007A**		**0711565-010A**	
Depth(ft):	**--**		**--**		**--**		**--**		**--**		**--**	
Sample Type:	**Aqueous**		**Aqueous**		**Aqueous**		**Aqueous**		**Aqueous**		**Aqueous**	
Sample Date:	**9/27/2007**		**9/28/2007**		**9/28/2007**		**10/1/2007**		**10/2/2007**		**10/4/2007**	
Units:	**ug/L**		**ug/L**		**ug/L**		**ug/L**		**ug/L**		**ug/L**	
Methylene chloride	10	U	10	U	10	U	10	U	10	U	10	U
Acetone	10	U	10	U	10	U	10	U	10	U	10	U
Carbon disulfide	10	U	10	U	10	U	10	U	10	U	10	U
2-Butanone	10	U	10	U	10	U	10	U	10	U	10	U
Benzene	10	U	10	U	10	U	10	U	10	U	10	U
Tetrachloroethene	10	U	10	U	10	U	10	U	10	U	10	U
Toluene	10	U	10	U	10	U	10	U	10	U	10	U
Ethylbenzene	10	U	10	U	10	U	10	U	10	U	10	U
Styrene	10	U	10	U	10	U	10	U	10	U	10	U
Xylene (total)	10	U	10	U	10	U	10	U	10	U	10	U
Total VOCs	ND		ND		ND		ND		ND		ND	
Total BTEX	ND		ND		ND		ND		ND		ND	
Total TICs	ND		ND		ND		ND		ND		ND	

NOTES:
U - Indicates a compound was analyzed for, but not detected. For results marked U, the numerical value is the compound MDL or PQL.
J - Indicates an estimated value.
E - Indicates concentration exceeds the calibrated range of the instrument. Concentrations in diluted sample are lower.
B - Indicates that the analyte was found in the blank as well as the sample. It indicates possible/probable blank contamination.
NA - Indicates that sample was not analyzed.
Q - Indicates laboratory qualifier.
The Restricted Commercial Soil Cleanup Objective was taken from the most recent version of SubPart 375-6.

TABLE 1 (cont.)
CLIFTON OU-2 (OFF-SITE AREA)
SUPPLEMENTAL REMEDIAL INVESTIGATION
VOLATILE ORGANIC COMPOUNDS IN SOIL

Sample Number:	**TB100407**		**FB0924_S**		**TB0924**	
Lab Sample ID No:	**0711565-011A**		**0711076-008A**		**0711076-009A**	
Depth(ft):	**--**		**--**		**--**	
Sample Type:	**Aqueous**		**Aqueous**		**Aqueous**	
Sample Date:	**10/4/2007**		**9/24/2007**		**9/24/2007**	
Units:	**ug/L**		**ug/L**		**ug/L**	
Methylene chloride	10	U	10	U	10	U
Acetone	10	U	10	U	10	U
Carbon disulfide	10	U	10	U	10	U
2-Butanone	10	U	10	U	10	U
Benzene	10	U	10	U	10	U
Tetrachloroethene	10	U	10	U	10	U
Toluene	10	U	10	U	10	U
Ethylbenzene	10	U	10	U	10	U
Styrene	10	U	10	U	10	U
Xylene (total)	10	U	10	U	10	U
Total VOCs	ND		ND		ND	
Total BTEX	ND		ND		ND	
Total TICs	ND		ND		ND	

NOTES:
U - Indicates a compound was analyzed for, but not detected. For results marked U, the numerical value is the compound MDL or PQL.
J - Indicates an estimated value.
E - Indicates concentration exceeds the calibrated range of the instrument. Concentrations in diluted sample are lower.
B - Indicates that the analyte was found in the blank as well as the sample. It indicates possible/probable blank contamination.
NA - Indicates that sample was not analyzed.
Q - Indicates laboratory qualifier.
The Restricted Commercial Soil Cleanup Objective was taken from the most recent version of SubPart 375-6.

TABLE 8
CLIFTON OU-2 (OFF-SITE AREA)
SUPPLEMENTAL REMEDIAL INVESTIGATION
PCBS IN GROUNDWATER

Sample Number:	**NYSDEC Ambient Water Quality Standards**	**SB-8W-GW3**		**SB-8W-3**		**GPESB-1WS**		**GPESB-1WI**		**GPESB-3WS**		**GPESB-3WD**	
Lab Sample ID No:		**0711010-001B**		**0711203-001B**		**0712002-001**		**0711951-001B**		**0712002-003**		**0712002-002B**	
Depth (ft bgs):		**11' - 15'**		**12' - 17'**		**3.5' - 8.5'**		**14' - 19'**		**3.5' - 8.5'**		**24' - 29'**	
Sample Type:		**Groundwater**		**Groundwater**		**Groundwater**		**Groundwater**		**Groundwater**		**Groundwater**	
Sample Date:		**9/21/2007**		**9/25/2007**		**10/17/2007**		**10/16/2007**		**10/17/2007**		**10/17/2007**	
Units:		**µg/L**	**Q**	**µg/L**	**Q**	**µg/L**	**Q**	**µg/L**	**Q**	**µg/L**	**Q**	**µg/L**	**Q**
Aroclor-1016		1	U	1	U	NA		1	U	NA		1	U
Aroclor-1221		2	U	2	U	NA		2	U	NA		2	U
Aroclor-1232		1	U	1	U	NA		1	U	NA		1	U
Aroclor-1242		1	U	1	U	NA		1	U	NA		1	U
Aroclor-1248		1	U	1	U	NA		1	U	NA		1	U
Aroclor-1254		1	U	1	U	NA		1	U	NA		1	U
Aroclor-1260		1	U	1	U	NA		1	U	NA		1	U
Total PCBs	0.09	ND		ND		NA		ND		NA		ND	

NOTES:
U - Indicates a compound was analyzed for, but not detected. For results marked U, the numerical value is the compound MDL or PQL.
J - Indicates an estimated value.
E - Indicates concentration exceeds the calibrated range of the instrument. Concentrations in diluted samples are lower.
D - Indicates sample was diluted.
B - Indicates that the analyte was found in the blank as well as the sample indicating possible/probable blank contamination.
Q - Indicates laboratory qualifier
NA - Indicates that sample was not analyzed.
NYSDEC Ambient Water Quality Standards (AWQS) Taken From The Most Current Edition Of TOGS 1.1.1.

TABLE 8 (cont.)
CLIFTON OU-2 (OFF-SITE AREA)
SUPPLEMENTAL REMEDIAL INVESTIGATION
PCBS IN GROUNDWATER

Sample Number:	**NYSDEC Ambient Water Quality Standards**	**GPESB-5WS**		**GPESB-5WI**		**GPESB-6WS**		**GPESB-6WI**		**GPESB-7WS****		**GPESB-8WS**		**GPESB-8WD**	
Lab Sample ID No:		**0711951-002B**		**0711903-001B**		**0712002-004B**		**0711903-002B**		**0711951-003**		**0711903-003**		**0712002-003**	
Depth (ft bgs):		**3' - 8'**		**9' - 14'**		**2' -7'**		**9' - 14'**		**3' - 8'**		**2.5' - 7.5'**		**15.5 - 20.5**	
Sample Type:		**Groundwater**		**Groundwater**		**Groundwater**		**Groundwater**		**Groundwater**		**Groundwater**		**Groundwater**	
Sample Date:		**10/16/2007**		**10/15/2007**		**10/17/2007**		**10/15/2007**		**10/16/2007**		**10/15/2007**		**10/17/2007**	
Units:		**µg/L**	**Q**	**µg/L**	**Q**	**µg/L**	**Q**	**µg/L**	**Q**	**µg/L**	**Q**	**µg/L**	**Q**	**µg/L**	**Q**
Aroclor-1016		1	U	1	U	NA		1	U	1	U	1	U	1	U
Aroclor-1221		2	U	2	U	NA		2	U	2	U	2	U	2	U
Aroclor-1232		1	U	1	U	NA		1	U	1	U	1	U	1	U
Aroclor-1242		1	U	1	U	NA		1	U	1	U	1	U	1	U
Aroclor-1248		1	U	1	U	NA		1	U	1	U	1	U	1	U
Aroclor-1254		1	U	1	U	NA		1	U	1	U	1	U	1	U
Aroclor-1260		1	U	1	U	NA		1	U	1	U	1	U	1	U
Total PCBs	0.09	ND		ND		NA		ND		ND		ND		ND	

NOTES:
U - Indicates a compound was analyzed for, but not detected. For results marked U, the numerical value is the compound MDL or PQL.
J - Indicates an estimated value.
E - Indicates concentration exceeds the calibrated range of the instrument. Concentrations in diluted samples are lower.
D - Indicates sample was diluted.
B - Indicates that the analyte was found in the blank as well as the sample indicating possible/probable blank contamination.
Q - Indicates laboratory qualifier
NA - Indicates that sample was not analyzed.
** = Collected blind duplicate sample for GPESB-5WS
NYSDEC Ambient Water Quality Standards (AWQS) Taken From The Most Current Edition Of TOGS 1.1.1.

TABLE 8 (cont.)
CLIFTON OU-2 (OFF-SITE AREA)
SUPPLEMENTAL REMEDIAL INVESTIGATION
PCBS IN GROUNDWATER

Sample Number:	**NYSDEC Ambient Water Quality Standards**	**FB101707**	
Lab Sample ID No:		**0712002-006B**	
Depth (ft):		**--**	
Sample Type:		**Aqueous**	
Sample Date:		**10/17/2007**	
Units:		**ug/L**	**Q**
Aroclor-1016		1	U
Aroclor-1221		2	U
Aroclor-1232		1	U
Aroclor-1242		1	U
Aroclor-1248		1	U
Aroclor-1254		1	U
Aroclor-1260		1	U
Total PCBs	0.09	ND	

NOTES:
U - Indicates a compound was analyzed for, but not detected. For results marked U, the numerical value is the compound MDL or PQL.
J - Indicates an estimated value.
E - Indicates concentration exceeds the calibrated range of the instrument. Concentrations in diluted samples are lower.
D - Indicates sample was diluted.
B - Indicates that the analyte was found in the blank as well as the sample indicating possible/probable blank contamination.
Q - Indicates laboratory qualifier
NA - Indicates that sample was not analyzed.
NYSDEC Ambient Water Quality Standards (AWQS) Taken From The Most Current Edition Of TOGS 1.1.1.

Analytical Data Package For

KEYSPAN
PAULUS, SOKOLOWSKI AND SARTOR,LLC
CLIFTON SOIL & GROUNDWATER SAMPLING
SDG NO: PSS114

Water Samples
Received: 10/1/07, 10/2/07 & 10/4/07

SAMPLE DATA SUMMARY PACKAGE

OCTOBER 2007

H2M LABS, INC.
Environmental Testing Laboratories
575 Broad Hollow Road, Melville, N.Y. 11747

H2M LABS, INC.

4. SAMPLE REPORTS

4.1 VOLATILES
4.2 SEMIVOLATILES
4.3 PCBs
4.4 METALS

PSS114 S46

H2M LABS, INC.

QUALIFIERS FOR REPORTING ORGANICS DATA

Value - If the result is a value greater than or equal to the quantification limit, report the value.

U - Indicates compound was analyzed for but not detected. The sample quantitation limit must be corrected for dilution and for percent moisture. For example, 10U for phenol in water if the sample final volume is the protocol-specified final volume. If a 1 to 10 dilution of extract is necessary, the reported limit is 100 U. For a soil sample, the value must also be adjusted for percent moisture. For example, if the sample had 24% moisture and a 1 to 10 dilution factor, the sample quantitation limit for phenol (330 U) would be corrected to:

$$\frac{(300\ U)}{D} \text{ x df where } D = \frac{100\%moisture}{100}$$

and df - dilution factor

$$\text{For example, at 24\% moisture, } D = \frac{100-24}{100} = 0.76$$

$$\frac{(300\ U)}{.76} \text{ x 10 - 4300 U rounded to the appropriate number of significant figures}$$

For semivolatile soil samples, the extract must be concentrated to 0.5 mL, and the sensitivity of the analysis is not compromised by the cleanup procedures. Similarly, pesticide samples subjected to GPC are concentrated to 5.0 mL. Therefore, the CRQL values in Exhibit C will apply to all samples, regardless of cleanup. However, if a sample extract cannot be concentrated to the protocol-specified volume (see Exhibit C), this fact must be accounted for in reporting the sample quantitation limit.

J - Indicates an estimated value. This flag is used either when estimating a concentration for tentatively identified compounds where a 1:1 response is assumed or when the mass spectral data indicates the presence of a compound that meets the identification criteria but the result is less than the specified quantification limit but greater than zero. (e.g.: If limit of quantification is 10 ug/L and a concentration of 3 ug/L is calculated, report as 3J.) The sample quantitation limit must be adjusted for dilution as discussed for the U flag.

N - Indicates presumptive evidence of a compound. This flag is only used for tentatively identified compounds, where the identification is based on a mass spectral library search. It is applied to all TIC results. For generic characterization of a TIC, such as chlorinated hydrocarbon, the N code is not used.

P - This flag is used for a pesticide/Aroclor target analyte when there is greater than 25% difference for detected concentrations between the two GC columns (see Form X). The lower of the two values is reported of Form I with a "P".

C - This flag applies to pesticide results when the identification has been confirmed by GC/MS. If GC/MS confirmation was attempted but was unsuccessful, do not apply this flag, instead use a Laboratory defined flag, discussed below.

H2M LABS, INC.

B - This flag is used when the analyte is found in the associated blank as well as in the sample. It indicates possible probable blank contamination and warns the data user to take appropriate action. This flag must be used for a TIC as well as for a positively identified target compound.

E - This flag identified compounds whose concentrations exceed the calibration range of the GC/MS instrument for that specific analysis. If one or more compounds have a response greater than full scale, except as noted in Exhibit D, the sample or extract must be diluted and re-analyzed according to the specifications in Exhibit D. All such compounds with a response greater than full scale should have the concentration flagged with an "E" on the Form I for the original analysis. If the dilution of the extract causes any compounds identified in the first analysis to be below the calibration ranges in the second analysis, then the results of both analyses shall be reported on separate copies of Form I. The Form I for the diluted sample shall have the "DL" suffix appended to the sample number. NOTE: For total xylenes, where three isomers are quantified as two peaks, the calibration range of each peak should be considered separately, e.g. a diluted analysis is not required for total xylenes unless the concentration of the peak representing the single isomer exceed 200 ug/L or the peak representing the two coeluting isomers on that GC column exceed 400 ug/L. Similarly, if the two 1,2-Dichloroethene isomers coelute, a diluted analysis is not required unless the concentration exceed 400 ug/L.

D - This flag identifies all compounds identified in an analysis at a secondary dilution factor. If a sample or extract is re-analyzed at a higher dilution factor, as in the "E" flag above, the "DL" suffix is appended to the sample number on the Form I for the diluted sample, and all concentration values reported on that Form I are flagged with the "D" flag. This flag alerts data users that any discrepancies between the concentrations reported may be due to dilution of the sample or extract.

A - This flag indicates that a TIC is a suspected aldol-condensation product.

X - Other specific flags may be required to properly define the results. If used, they must be fully described and such description attached to the Sample Data Summary Package and the SDG narrative. Begin by using "X". If more than one flag is required use "Y" and "Z" as needed. If more than five qualifiers are required for a sample result, used the "X" flag to combine several flags as needed. For instance, the "X" flag might combine "A", "B", and "D" flags for some samples. The laboratory defined flags limited to the letters "X", "Y" and "Z".

The combination of flags "BU' or "UB" is expressly prohibited. Blank contaminants are flagged "B" only when they are detected in the sample.

Y- TIC concentration biased due to matrix interference with the internal standard. Please see dilution data.

PSS114 S48

H2M LABS, INC.

QUALIFIERS FOR METALS ANALYSIS

Q (Quality Control) Qualifiers

E - The reported value is estimated because of the presence of interference. An explanatory note is included in the SDG narrative.

M - Duplicate injection precision not met.

N - Matrix spike sample recovery not within control limits.

S - The reported value was determined by the Method of Standard Additions (MSA).

+ - Correlation coefficient for the MSA is less than 0.995

W - Post digestion spike for Furnace AA analysis is out of control limits (85-115%), while sample absorbance is less than 50% of spike absorbance.

* - Duplicate analysis is not within control limits.

C (Concentration) Qualifiers

B - Entered if the reported value is less than the Contract Required Detection Limit (CRDL) but greater than the Instrument Detection Limit (IDL).

U - Entered if the analyte was analyzed for but not detected, i.e., less than the IDL.

M (Method) Qualifiers

P - Analyzed by ICP.
M - Analyzed by ICP-MS
A - Analyzed by Flame AA.
F - Analyzed by Furnace AA.
CV - Analyzed by Manual Cold Vapor techniques.
AV - Analyzed by Automated Cold Vapor techniques.
C - Analyzed by Manual Spectrophotometric Method.
CA- Analyzed by Midi-distillation Spectrophotometric Method.
NR - Analyte not Required.

1C

SEMIVOLATILE ORGANICS ANALYSIS DATA SHEET

EPA SAMPLE NO.

SB-1W(17-17.75)DL

Lab Name: H2M LABS, INC. Contract: _____

Lab Code: 10478 Case No.: KEY-PSS SAS No.: _____ SDG No.: PSS114

Matrix: (soil/water) SOIL Lab Sample ID: 0711390-001BDL

Sample wt/vol: 15 (g/mL) G Lab File ID: 7\N22168.D

Level: (low/med) LOW Date Received: 10/01/07

% Moisture: 34.5 Decanted: (Y/N) N Date Extracted: 10/08/07

Concentrated Extract Volume: 1000 (µL) Date Analyzed: 10/16/07

Injection Volume: 2 (µL) Dilution Factor: 10.00

GPC Cleanup: (Y/N) N pH: 7.0 Extraction: (Type) PFEX

CAS NO.	COMPOUND	CONCENTRATION UNITS: (µg/L or µg/Kg) UG/KG	Q
108-95-2	Phenol	5000	U
111-44-4	Bis(2-chloroethyl)ether	5000	U
95-57-8	2-Chlorophenol	5000	U
541-73-1	1,3-Dichlorobenzene	5000	U
106-46-7	1,4-Dichlorobenzene	5000	U
95-50-1	1,2-Dichlorobenzene	5000	U
95-48-7	2-Methylphenol	5000	U
108-60-1	2,2´-oxybis(1-chloropropane)	5000	U
106-44-5	4-Methylphenol	5000	U
621-64-7	N-Nitroso-di-n-propylamine	5000	U
67-72-1	Hexachloroethane	5000	U
98-95-3	Nitrobenzene	5000	U
78-59-1	Isophorone	5000	U
88-75-5	2-Nitrophenol	5000	U
105-67-9	2,4-Dimethylphenol	5000	U
111-91-1	Bis(2-chloroethoxy)methane	5000	U
120-83-2	2,4-Dichlorophenol	5000	U
120-82-1	1,2,4-Trichlorobenzene	5000	U
91-20-3	Naphthalene	3600	DJ
106-47-8	4-Chloroaniline	5000	U
87-68-3	Hexachlorobutadiene	5000	U
59-50-7	4-Chloro-3-methylphenol	5000	U
91-57-6	2-Methylnaphthalene	1300	DJ
77-47-4	Hexachlorocyclopentadiene	5000	U
88-06-2	2,4,6-Trichlorophenol	5000	U
95-95-4	2,4,5-Trichlorophenol	13000	U
91-58-7	2-Chloronaphthalene	5000	U
88-74-4	2-Nitroaniline	13000	U
131-11-3	Dimethylphthalate	5000	U
208-96-8	Acenaphthylene	2700	DJ
606-20-2	2,6-Dinitrotoluene	5000	U
99-09-2	3-Nitroaniline	13000	U
83-32-9	Acenaphthene	18000	D
51-28-5	2,4-Dinitrophenol	13000	U
100-02-7	4-Nitrophenol	13000	U
132-64-9	Dibenzofuran	5000	U

PSS114 S55

1D

SEMIVOLATILE ORGANICS ANALYSIS DATA SHEET

EPA SAMPLE NO.

SB-1W(17-17.75)DL

Lab Name: H2M LABS, INC. Contract: _____

Lab Code: 10478 Case No.: KEY-PSS SAS No.: _____ SDG No.: PSS114

Matrix: (soil/water) SOIL Lab Sample ID: 0711390-001BDL

Sample wt/vol: 15 (g/mL) G Lab File ID: 7\N22168.D

Level: (low/med) LOW Date Received: 10/01/07

% Moisture: 34.5 Decanted: (Y/N) N Date Extracted: 10/08/07

Concentrated Extract Volume: 1000 (µL) Date Analyzed: 10/16/07

Injection Volume: 2 (µL) Dilution Factor: 10.00

GPC Cleanup: (Y/N) N pH: 7.0 Extraction: (Type) PFEX

CAS NO.	COMPOUND	CONCENTRATION UNITS: (µg/L or µg/Kg) UG/KG	Q
121-14-2	2,4-Dinitrotoluene	5000	U
84-66-2	Diethylphthalate	5000	U
7005-72-3	4-Chlorophenyl-phenylether	5000	U
86-73-7	Fluorene	8900	D
100-01-6	4-Nitroaniline	13000	U
534-52-1	4,6-Dinitro-2-methylphenol	13000	U
86-30-6	N-Nitrosodiphenylamine	5000	U
101-55-3	4-Bromophenyl-phenylether	5000	U
118-74-1	Hexachlorobenzene	5000	U
87-86-5	Pentachlorophenol	13000	U
85-01-8	Phenanthrene	52000	D
120-12-7	Anthracene	29000	D
86-74-8	Carbazole	5000	U
84-74-2	Di-n-butyl phthalate	5000	U
206-44-0	Fluoranthene	34000	D
129-00-0	Pyrene	46000	D
85-68-7	Butyl benzyl phthalate	5000	U
91-94-1	3,3'-Dichlorobenzidine	5000	U
56-55-3	Benzo(a)anthracene	23000	D
218-01-9	Chrysene	19000	D
117-81-7	Bis(2-ethylhexyl)phthalate	5000	U
117-84-0	Di-n-octyl phthalate	5000	U
205-99-2	Benzo(b)fluoranthene	7800	D
207-08-9	Benzo(k)fluoranthene	3700	DJ
50-32-8	Benzo(a)pyrene	13000	D
193-39-5	Indeno(1,2,3-cd)pyrene	3200	DJ
53-70-3	Dibenzo(a,h)anthracene	5000	U
191-24-2	Benzo(g,h,i)perylene	4700	DJ

(1) Cannot be separated from Diphenylamine

PSS114 S56

1G

SEMIVOLATILE ORGANICS ANALYSIS DATA SHEET
TENTATIVELY IDENTIFIED COMPOUNDS

EPA SAMPLE NO.

SB-1W(17-17.75)DL

Lab Name: H2M LABS, INC. Contract: _____

Lab Code: 10478 Case No.: KEY-PSS SAS No.: _____ SDG No.: PSS114

Matrix: (soil/water) SOIL Lab Sample ID: 0711390-001BDL

Sample wt/vol: 15 (g/mL) G Lab File ID: 7N22168.D

Level: (low/med) LOW Date Received: 10/01/07

% Moisture: 34.5 Decanted:(Y/N) N Date Extracted: 10/08/07

Concentrated Extract Volume: 1000 (µl) Date Analyzed: 10/16/07

Injection Volume: 2 (µl) Dilution Factor: 10.00

GPC Cleanup: (Y/N) N pH: 7.0 Extraction: (Type) PFEX

CONCENTRATION UNITS:

Number TICs found: 20 (µg/L or µg/Kg) UG/KG

CAS NUMBER	COMPOUND NAME	RT	EST.CONC.	Q
1. 000090-12-0	Naphthalene, 1-methyl-	8.79	6300	JND
2.	dimethyl naphthalene isomer	9.93	4500	JD
3.	unknown (11.75)	11.75	3800	JD
4.	methyl-9H-fluorene isomer	12.68	4700	JD
5.	substituted PNA (13.9)	13.90	17000	JD
6.	substituted PNA (13.94)	13.94	18000	JD
7.	substituted PNA (13.99)	13.99	7400	JD
8.	unknown (14.03)	14.03	21000	JD
9.	substituted PNA (14.05)	14.05	7200	JD
10. 035465-71-5	2-Phenylnaphthalene	14.25	8300	JND
11.	substituted PNA (14.4)	14.40	6800	JD
12.	substituted PNA (14.51)	14.51	11000	JD
13.	unknown (14.54)	14.54	8100	JD
14.	substituted PNA (14.6)	14.60	4800	JD
15.	unknown (14.73)	14.73	3400	JD
16.	substituted PNA (15.19)	15.19	3900	JD
17.	substituted PNA (15.26)	15.26	4400	JD
18.	unknown PNA	17.07	4600	JD
19. 000192-97-2	Benzo(e)pyrene	17.26	8800	JND
20.	substituted PNA (17.56)	17.56	3300	JD

PSS114 S57

1A

VOLATILE ORGANICS ANALYSIS DATA SHEET

EPA SAMPLE NO.

1W (31-32')

Lab Name: H2M LABS, INC. Contract: _____

Lab Code: 10478 Case No.: KEY-PSS SAS No.: _____ SDG No.: PSS114

Matrix: (soil/water) SOIL Lab Sample ID: 0711390-002A

Sample wt/vol: 5 (g/mL) G Lab File ID: 7\P37944.D

Level: (low/med) LOW Date Received: 10/01/07

% Moisture: not dec. 43.6 Date Analyzed: 10/03/07

GC Column: R-502.2 ID: .53 (mm) Dilution Factor: 1.00

Soil Extract Volume: _____ (µL) Soil Aliquot Volume _____ (µL)

CAS NO.	COMPOUND	CONCENTRATION UNITS: (µg/L or µg/Kg) UG/KG	Q
74-87-3	Chloromethane	18	U
74-83-9	Bromomethane	18	U
75-01-4	Vinyl chloride	18	U
75-00-3	Chloroethane	18	U
75-09-2	Methylene chloride	22	B
67-64-1	Acetone	850	E
75-35-4	1,1-Dichloroethene	18	U
75-15-0	Carbon disulfide	3	J
75-34-3	1,1-Dichloroethane	18	U
540-59-0	1,2-Dichloroethene (total)	18	U
67-66-3	Chloroform	18	U
107-06-2	1,2-Dichloroethane	18	U
78-93-3	2-Butanone	230	
71-55-6	1,1,1-Trichloroethane	18	U
56-23-5	Carbon tetrachloride	18	U
75-27-4	Bromodichloromethane	18	U
78-87-5	1,2-Dichloropropane	18	U
10061-01-5	cis-1,3-Dichloropropene	18	U
79-01-6	Trichloroethene	18	U
124-48-1	Dibromochloromethane	18	U
79-00-5	1,1,2-Trichloroethane	18	U
71-43-2	Benzene	18	U
10061-02-6	trans-1,3-Dichloropropene	18	U
75-25-2	Bromoform	18	U
108-10-1	4-Methyl-2-pentanone	18	U
591-78-6	2-Hexanone	18	U
127-18-4	Tetrachloroethene	18	U
79-34-5	1,1,2,2-Tetrachloroethane	18	U
108-88-3	Toluene	18	U
108-90-7	Chlorobenzene	18	U
100-41-4	Ethylbenzene	18	U
100-42-5	Styrene	18	U
1330-20-7	Xylene (total)	18	U

PSS114 S60

1F

VOLATILE ORGANICS ANALYSIS DATA SHEET

TENTATIVELY IDENTIFIED COMPOUNDS

EPA SAMPLE NO.

1W (31-32')

Lab Name: H2M LABS, INC. Contract: _____

Lab Code: 10478 Case No.: KEY-PSS SAS No.: _____ SDG No.: PSS114

Matrix: (soil/water) SOIL Lab Sample ID: 0711390-002A

Sample wt/vol: 5 (g/mL) G Lab File ID: 7\P37944.D

Level: (low/med) LOW Date Received: 10/01/07

% Moisture: not dec. 43.6 Date Analyzed: 10/03/07

GC Column: R-502.2 ID: .53 (mm) Dilution Factor: 1.00

Soil Extract Volume: (µl) Soil Aliquot Volume: 0 (µL)

Number TICs found: 5

CONCENTRATION UNITS: (µg/L or µg/Kg) UG/KG

CAS NUMBER	COMPOUND NAME	RT	EST.CONC.	Q
1.	unknown	6.40	14	J
2. 000078-84-2	Propanal, 2-methyl-	8.82	36	JN
3.	c3-subs_benzene	19.78	31	J
4.	c5-subs_benzene	24.87	20	J

PSS114 S61

1A

VOLATILE ORGANICS ANALYSIS DATA SHEET

EPA SAMPLE NO.

1W (31-32')DL

Lab Name: H2M LABS, INC. Contract: _____

Lab Code: 10478 Case No.: KEY-PSS SAS No.: _____ SDG No.: PSS114

Matrix: (soil/water) SOIL Lab Sample ID: 0711390-002ADL

Sample wt/vol: 5 (g/mL) G Lab File ID: 7\P37975.D

Level: (low/med) LOW Date Received: 10/01/07

% Moisture: not dec. 43.6 Date Analyzed: 10/04/07

GC Column: R-502.2 ID: .53 (mm) Dilution Factor: 5.00

Soil Extract Volume: _____ (µL) Soil Aliquot Volume _____ (µL)

CAS NO.	COMPOUND	CONCENTRATION UNITS: (µg/L or µg/Kg) UG/KG	Q
74-87-3	Chloromethane	89	U
74-83-9	Bromomethane	89	U
75-01-4	Vinyl chloride	89	U
75-00-3	Chloroethane	89	U
75-09-2	Methylene chloride	60	DBJ
67-64-1	Acetone	1800	D
75-35-4	1,1-Dichloroethene	89	U
75-15-0	Carbon disulfide	89	U
75-34-3	1,1-Dichloroethane	89	U
540-59-0	1,2-Dichloroethene (total)	89	U
67-66-3	Chloroform	89	U
107-06-2	1,2-Dichloroethane	89	U
78-93-3	2-Butanone	520	D
71-55-6	1,1,1-Trichloroethane	89	U
56-23-5	Carbon tetrachloride	89	U
75-27-4	Bromodichloromethane	89	U
78-87-5	1,2-Dichloropropane	89	U
10061-01-5	cis-1,3-Dichloropropene	89	U
79-01-6	Trichloroethene	89	U
124-48-1	Dibromochloromethane	89	U
79-00-5	1,1,2-Trichloroethane	89	U
71-43-2	Benzene	89	U
10061-02-6	trans-1,3-Dichloropropene	89	U
75-25-2	Bromoform	89	U
108-10-1	4-Methyl-2-pentanone	89	U
591-78-6	2-Hexanone	89	U
127-18-4	Tetrachloroethene	89	U
79-34-5	1,1,2,2-Tetrachloroethane	89	U
108-88-3	Toluene	89	U
108-90-7	Chlorobenzene	89	U
100-41-4	Ethylbenzene	89	U
100-42-5	Styrene	89	U
1330-20-7	Xylene (total)	89	U

PSS114 S62

1F

VOLATILE ORGANICS ANALYSIS DATA SHEET

TENTATIVELY IDENTIFIED COMPOUNDS

EPA SAMPLE NO.

1W (31-32')DL

Lab Name: H2M LABS, INC. Contract: _____

Lab Code: 10478 Case No.: KEY-PSS SAS No.: _____ SDG No.: PSS114

Matrix: (soil/water) SOIL Lab Sample ID: 0711390-002ADL

Sample wt/vol: 5 (g/mL) G Lab File ID: 7\P37975.D

Level: (low/med) LOW Date Received: 10/01/07

% Moisture: not dec. 43.6 Date Analyzed: 10/04/07

GC Column: R-502.2 ID: .53 (mm) Dilution Factor: 5.00

Soil Extract Volume: (µl) Soil Aliquot Volume: 0 (µL)

CONCENTRATION UNITS:

Number TICs found: 4 (µg/L or µg/Kg) UG/KG

CAS NUMBER	COMPOUND NAME	RT	EST.CONC.	Q
1. 000078-84-2	Propanal, 2-methyl-	8.80	69	JND
2.	c3-subs_benzene	19.77	97	JD
3.	unknown siloxane	21.34	180	JDX
4. 000090-12-0	Naphthalene, 1-methyl-	24.85	200	JND

PSS114 S63

1C

SEMIVOLATILE ORGANICS ANALYSIS DATA SHEET

EPA SAMPLE NO.

SB-1W(31-32)

Lab Name: H2M LABS, INC. Contract: _____

Lab Code: 10478 Case No.: KEY-PSS SAS No.: _____ SDG No.: PSS114

Matrix: (soil/water) SOIL Lab Sample ID: 0711390-002B

Sample wt/vol: 15 (g/mL) G Lab File ID: 7\N22141.D

Level: (low/med) LOW Date Received: 10/01/07

% Moisture: 43.6 Decanted: (Y/N) N Date Extracted: 10/08/07

Concentrated Extract Volume: 1000 (µL) Date Analyzed: 10/15/07

Injection Volume: 2 (µL) Dilution Factor: 1.00

GPC Cleanup: (Y/N) N pH: 7.0 Extraction: (Type) PFEX

CAS NO.	COMPOUND	CONCENTRATION UNITS: (µg/L or µg/Kg) UG/KG	Q
108-95-2	Phenol	590	U
111-44-4	Bis(2-chloroethyl)ether	590	U
95-57-8	2-Chlorophenol	590	U
541-73-1	1,3-Dichlorobenzene	590	U
106-46-7	1,4-Dichlorobenzene	590	U
95-50-1	1,2-Dichlorobenzene	590	U
95-48-7	2-Methylphenol	590	U
108-60-1	2,2'-oxybis(1-chloropropane)	590	U
106-44-5	4-Methylphenol	590	U
621-64-7	N-Nitroso-di-n-propylamine	590	U
67-72-1	Hexachloroethane	590	U
98-95-3	Nitrobenzene	590	U
78-59-1	Isophorone	590	U
88-75-5	2-Nitrophenol	590	U
105-67-9	2,4-Dimethylphenol	590	U
111-91-1	Bis(2-chloroethoxy)methane	590	U
120-83-2	2,4-Dichlorophenol	590	U
120-82-1	1,2,4-Trichlorobenzene	590	U
91-20-3	Naphthalene	590	U
106-47-8	4-Chloroaniline	590	U
87-68-3	Hexachlorobutadiene	590	U
59-50-7	4-Chloro-3-methylphenol	590	U
91-57-6	2-Methylnaphthalene	590	U
77-47-4	Hexachlorocyclopentadiene	590	U
88-06-2	2,4,6-Trichlorophenol	590	U
95-95-4	2,4,5-Trichlorophenol	1500	U
91-58-7	2-Chloronaphthalene	590	U
88-74-4	2-Nitroaniline	1500	U
131-11-3	Dimethylphthalate	590	U
208-96-8	Acenaphthylene	590	U
606-20-2	2,6-Dinitrotoluene	590	U
99-09-2	3-Nitroaniline	1500	U
83-32-9	Acenaphthene	590	U
51-28-5	2,4-Dinitrophenol	1500	U
100-02-7	4-Nitrophenol	1500	U
132-64-9	Dibenzofuran	590	U

PSS114 S64

1D

SEMIVOLATILE ORGANICS ANALYSIS DATA SHEET

EPA SAMPLE NO.

SB-1W(31-32)

Lab Name: H2M LABS, INC. Contract: _____

Lab Code: 10478 Case No.: KEY-PSS SAS No.: _____ SDG No.: PSS114

Matrix: (soil/water) SOIL Lab Sample ID: 0711390-002B

Sample wt/vol: 15 (g/mL) G Lab File ID: 7\N22141.D

Level: (low/med) LOW Date Received: 10/01/07

% Moisture: 43.6 Decanted: (Y/N) N Date Extracted: 10/08/07

Concentrated Extract Volume: 1000 (µL) Date Analyzed: 10/15/07

Injection Volume: 2 (µL) Dilution Factor: 1.00

GPC Cleanup: (Y/N) N pH: 7.0 Extraction: (Type) PFEX

CAS NO.	COMPOUND	CONCENTRATION UNITS: (µg/L or µg/Kg) UG/KG	Q
121-14-2	2,4-Dinitrotoluene	590	U
84-66-2	Diethylphthalate	590	U
7005-72-3	4-Chlorophenyl-phenylether	590	U
86-73-7	Fluorene	590	U
100-01-6	4-Nitroaniline	1500	U
534-52-1	4,6-Dinitro-2-methylphenol	1500	U
86-30-6	N-Nitrosodiphenylamine	590	U
101-55-3	4-Bromophenyl-phenylether	590	U
118-74-1	Hexachlorobenzene	590	U
87-86-5	Pentachlorophenol	1500	U
85-01-8	Phenanthrene	590	U
120-12-7	Anthracene	590	U
86-74-8	Carbazole	590	U
84-74-2	Di-n-butyl phthalate	590	U
206-44-0	Fluoranthene	590	U
129-00-0	Pyrene	590	U
85-68-7	Butyl benzyl phthalate	590	U
91-94-1	3,3'-Dichlorobenzidine	590	U
56-55-3	Benzo(a)anthracene	590	U
218-01-9	Chrysene	590	U
117-81-7	Bis(2-ethylhexyl)phthalate	590	U
117-84-0	Di-n-octyl phthalate	590	U
205-99-2	Benzo(b)fluoranthene	590	U
207-08-9	Benzo(k)fluoranthene	590	U
50-32-8	Benzo(a)pyrene	590	U
193-39-5	Indeno(1,2,3-cd)pyrene	590	U
53-70-3	Dibenzo(a,h)anthracene	590	U
191-24-2	Benzo(g,h,i)perylene	590	U

(1) Cannot be separated from Diphenylamine

PSS114 S65

1G

SEMIVOLATILE ORGANICS ANALYSIS DATA SHEET
TENTATIVELY IDENTIFIED COMPOUNDS

EPA SAMPLE NO.

SB-1W(31-32)

Lab Name: H2M LABS, INC. Contract: ____

Lab Code: 10478 Case No.: KEY-PSS SAS No.: ____ SDG No.: PSS114

Matrix: (soil/water) SOIL Lab Sample ID: 0711390-002B

Sample wt/vol: 15 (g/mL) G Lab File ID: 7\N22141.D

Level: (low/med) LOW Date Received: 10/01/07

% Moisture: 43.6 Decanted:(Y/N) N Date Extracted: 10/08/07

Concentrated Extract Volume: 1000 (µl) Date Analyzed: 10/15/07

Injection Volume: 2 (µl) Dilution Factor: 1.00

GPC Cleanup: (Y/N) N pH: 7.0 Extraction: (Type) PFEX

CONCENTRATION UNITS:

Number TICs found: 2 (µg/L or µg/Kg) UG/KG

CAS NUMBER	COMPOUND NAME	RT	EST.CONC.	Q
1. 13798-23-7	sulfur hexamer	11.23	1200	JN

PSS114 S66

1E

PESTICIDE ORGANICS ANALYSIS DATA SHEET

EPA SAMPLE NO.

1W (31-32')

Lab Name: H2M LABS, INC. Contract: _____

Lab Code: 10478 Case No.: KEY-PSS SAS No.: _____ SDG No.: PSS114

Matrix: (soil/water) SOIL Lab Sample ID: 0711390-002B

Sample wt/vol: 15 (g/mL) G Lab File ID: a00643.raw

% Moisture: 43.6 Decanted: (Y/N) N Date Received: 10/01/07

Extraction: (Type) PFEX Date Extracted: 10/04/07

Concentrated Extract Volume: 5000 (uL) Date Analyzed: 10/05/07

Injection Volume: 0.5 (uL) Dilution Factor: 1.00

GPC Cleanup: (Y/N) N pH: 7.0 Sulfur Cleanup: (Y/N) Y

CAS NO	COMPOUND	CONCENTRATION UNITS: (µg/L or µg/Kg) UG/KG	Q
12674-11-2	Aroclor 1016	59	U
11104-28-2	Aroclor 1221	120	U
11141-16-5	Aroclor 1232	59	U
53469-21-9	Aroclor 1242	59	U
12672-29-6	Aroclor 1248	59	U
11097-69-1	Aroclor 1254	59	U
11096-82-5	Aroclor 1260	59	U

PSS114 S67

U.S. EPA - CLP

1

INORGANIC ANALYSIS DATA SHEET

EPA SAMPLE NO

GPESB-1W (31-32')

Lab Name: H2M LABS, INC.

Lab Code: 10478 Case No. SAS No.: SDG No.: PSS114

Matrix (soil/water): SOIL Lab Sample ID: 0711390-002

Level (low/med): LOW Date Received: 10/1/2007

% Solids: 56.4

Concentration Units (ug/L or mg/kg dry weight): MG/KG

CAS No.	Analyte	Concentration	C	Q	M
7440-38-2	Arsenic	13.6			P
7440-39-3	Barium	167		E	P
7440-43-9	Cadmium	0.057	U		P
7440-47-3	Chromium	24.3		E	P
57-12-5	Cyanide	0.89	U		CA
7439-92-1	Lead	7.8			P
7439-97-6	Mercury	0.030	U		CV
7782-49-2	Selenium	0.57	B	N	P
7440-22-4	Silver	0.62	B	N	P

Color Before: BROWN Clarity Before: Texture: MEDIUM

Color After: YELLOW Clarity After: CLEAR Artifacts:

Comments:

Date Reported: 10/18/2007

PSS114 S68

1A

VOLATILE ORGANICS ANALYSIS DATA SHEET

EPA SAMPLE NO.

1W (35-36')

Lab Name: H2M LABS, INC. Contract: _____

Lab Code: 10478 Case No.: KEY-PSS SAS No.: _____ SDG No.: PSS114

Matrix: (soil/water) SOIL Lab Sample ID: 0711390-003A

Sample wt/vol: 5 (g/mL) G Lab File ID: 7\P37976.D

Level: (low/med) LOW Date Received: 10/01/07

% Moisture: not dec. 43.7 Date Analyzed: 10/04/07

GC Column: R-502.2 ID: .53 (mm) Dilution Factor: 5.00

Soil Extract Volume: _____ (µL) Soil Aliquot Volume _____ (µL)

CAS NO.	COMPOUND	CONCENTRATION UNITS: (µg/L or µg/Kg) UG/KG	Q
74-87-3	Chloromethane	89	U
74-83-9	Bromomethane	89	U
75-01-4	Vinyl chloride	89	U
75-00-3	Chloroethane	89	U
75-09-2	Methylene chloride	63	BJ
67-64-1	Acetone	2200	E
75-35-4	1,1-Dichloroethene	89	U
75-15-0	Carbon disulfide	89	U
75-34-3	1,1-Dichloroethane	89	U
540-59-0	1,2-Dichloroethene (total)	89	U
67-66-3	Chloroform	89	U
107-06-2	1,2-Dichloroethane	89	U
78-93-3	2-Butanone	610	
71-55-6	1,1,1-Trichloroethane	89	U
56-23-5	Carbon tetrachloride	89	U
75-27-4	Bromodichloromethane	89	U
78-87-5	1,2-Dichloropropane	89	U
10061-01-5	cis-1,3-Dichloropropene	89	U
79-01-6	Trichloroethene	89	U
124-48-1	Dibromochloromethane	89	U
79-00-5	1,1,2-Trichloroethane	89	U
71-43-2	Benzene	89	U
10061-02-6	trans-1,3-Dichloropropene	89	U
75-25-2	Bromoform	89	U
108-10-1	4-Methyl-2-pentanone	89	U
591-78-6	2-Hexanone	89	U
127-18-4	Tetrachloroethene	89	U
79-34-5	1,1,2,2-Tetrachloroethane	89	U
108-88-3	Toluene	89	U
108-90-7	Chlorobenzene	89	U
100-41-4	Ethylbenzene	89	U
100-42-5	Styrene	89	U
1330-20-7	Xylene (total)	89	U

PSS114 S69

1F

VOLATILE ORGANICS ANALYSIS DATA SHEET

TENTATIVELY IDENTIFIED COMPOUNDS

EPA SAMPLE NO.

1W (35-36')

Lab Name: H2M LABS, INC. Contract: _____

Lab Code: 10478 Case No.: KEY-PSS SAS No.: _____ SDG No.: PSS114

Matrix: (soil/water) SOIL Lab Sample ID: 0711390-003A

Sample wt/vol: 5 (g/mL) G Lab File ID: 7\P37976.D

Level: (low/med) LOW Date Received: 10/01/07

% Moisture: not dec. 43.7 Date Analyzed: 10/04/07

GC Column: R-502.2 ID: .53 (mm) Dilution Factor: 5.00

Soil Extract Volume: (µl) Soil Aliquot Volume: 0 (µL)

CONCENTRATION UNITS:

Number TICs found: 5 (µg/L or µg/Kg) UG/KG

CAS NUMBER	COMPOUND NAME	RT	EST.CONC.	Q
1.	unknown	5.99	64	J
2. 000078-84-2	Propanal, 2-methyl-	8.82	87	JN
3.	unknown siloxane (18.81)	18.81	120	JX
4.	unknown siloxane (21.35)	21.35	250	JX
5. 000090-12-0	Naphthalene, 1-methyl-	24.86	44	JN

PSS114 S70

1A

VOLATILE ORGANICS ANALYSIS DATA SHEET

EPA SAMPLE NO.

1W (35-36')DL

Lab Name: H2M LABS, INC. Contract: _____

Lab Code: 10478 Case No.: KEY-PSS SAS No.: _____ SDG No.: PSS114

Matrix: (soil/water) SOIL Lab Sample ID: 0711390-003ADL

Sample wt/vol: 5 (g/mL) G Lab File ID: 7\P37984.D

Level: (low/med) LOW Date Received: 10/01/07

% Moisture: not dec. 43.7 Date Analyzed: 10/05/07

GC Column: R-502.2 ID: .53 (mm) Dilution Factor: 10.00

Soil Extract Volume: _____ (µL) Soil Aliquot Volume _____ (µL)

CAS NO.	COMPOUND	CONCENTRATION UNITS: (µg/L or µg/Kg) UG/KG	Q
74-87-3	Chloromethane	180	U
74-83-9	Bromomethane	180	U
75-01-4	Vinyl chloride	180	U
75-00-3	Chloroethane	180	U
75-09-2	Methylene chloride	130	DBJ
67-64-1	Acetone	3100	D
75-35-4	1,1-Dichloroethene	180	U
75-15-0	Carbon disulfide	32	DJ
75-34-3	1,1-Dichloroethane	180	U
540-59-0	1,2-Dichloroethene (total)	180	U
67-66-3	Chloroform	180	U
107-06-2	1,2-Dichloroethane	180	U
78-93-3	2-Butanone	1100	D
71-55-6	1,1,1-Trichloroethane	180	U
56-23-5	Carbon tetrachloride	180	U
75-27-4	Bromodichloromethane	180	U
78-87-5	1,2-Dichloropropane	180	U
10061-01-5	cis-1,3-Dichloropropene	180	U
79-01-6	Trichloroethene	180	U
124-48-1	Dibromochloromethane	180	U
79-00-5	1,1,2-Trichloroethane	180	U
71-43-2	Benzene	180	U
10061-02-6	trans-1,3-Dichloropropene	180	U
75-25-2	Bromoform	180	U
108-10-1	4-Methyl-2-pentanone	180	U
591-78-6	2-Hexanone	180	U
127-18-4	Tetrachloroethene	180	U
79-34-5	1,1,2,2-Tetrachloroethane	180	U
108-88-3	Toluene	180	U
108-90-7	Chlorobenzene	180	U
100-41-4	Ethylbenzene	180	U
100-42-5	Styrene	180	U
1330-20-7	Xylene (total)	180	U

PSS114 S71

1F

VOLATILE ORGANICS ANALYSIS DATA SHEET

TENTATIVELY IDENTIFIED COMPOUNDS

EPA SAMPLE NO.

1W (35-36')DL

Lab Name: H2M LABS, INC. Contract: _____

Lab Code: 10478 Case No.: KEY-PSS SAS No.: _____ SDG No.: PSS114

Matrix: (soil/water) SOIL Lab Sample ID: 0711390-003ADL

Sample wt/vol: 5 (g/mL) G Lab File ID: 7\P37984.D

Level: (low/med) LOW Date Received: 10/01/07

% Moisture: not dec. 43.7 Date Analyzed: 10/05/07

GC Column: R-502.2 ID: .53 (mm) Dilution Factor: 10.00

Soil Extract Volume: (µl) Soil Aliquot Volume: 0 (µL)

CONCENTRATION UNITS:

Number TICs found: 3 (µg/L or µg/Kg) UG/KG

CAS NUMBER	COMPOUND NAME	RT	EST.CONC.	Q
1. 000078-84-2	Propanal, 2-methyl-	8.80	180	JND
2.	unknown siloxane	21.35	210	JDX
3. 000090-12-0	Naphthalene, 1-methyl-	24.85	120	JND

PSS114 S72

1C

SEMIVOLATILE ORGANICS ANALYSIS DATA SHEET

EPA SAMPLE NO.

SB-1W(35-36)

Lab Name: H2M LABS, INC. Contract: _____

Lab Code: 10478 Case No.: KEY-PSS SAS No.: _____ SDG No.: PSS114

Matrix: (soil/water) SOIL Lab Sample ID: 0711390-003B

Sample wt/vol: 15 (g/mL) G Lab File ID: 7\N22146.D

Level: (low/med) LOW Date Received: 10/01/07

% Moisture: 43.7 Decanted: (Y/N) N Date Extracted: 10/08/07

Concentrated Extract Volume: 1000 (µL) Date Analyzed: 10/15/07

Injection Volume: 2 (µL) Dilution Factor: 1.00

GPC Cleanup: (Y/N) N pH: 6.0 Extraction: (Type) PFEX

CAS NO.	COMPOUND	CONCENTRATION UNITS: (µg/L or µg/Kg) UG/KG	Q
108-95-2	Phenol	590	U
111-44-4	Bis(2-chloroethyl)ether	590	U
95-57-8	2-Chlorophenol	590	U
541-73-1	1,3-Dichlorobenzene	590	U
106-46-7	1,4-Dichlorobenzene	590	U
95-50-1	1,2-Dichlorobenzene	590	U
95-48-7	2-Methylphenol	590	U
108-60-1	2,2'-oxybis(1-chloropropane)	590	U
106-44-5	4-Methylphenol	590	U
621-64-7	N-Nitroso-di-n-propylamine	590	U
67-72-1	Hexachloroethane	590	U
98-95-3	Nitrobenzene	590	U
78-59-1	Isophorone	590	U
88-75-5	2-Nitrophenol	590	U
105-67-9	2,4-Dimethylphenol	590	U
111-91-1	Bis(2-chloroethoxy)methane	590	U
120-83-2	2,4-Dichlorophenol	590	U
120-82-1	1,2,4-Trichlorobenzene	590	U
91-20-3	Naphthalene	590	U
106-47-8	4-Chloroaniline	590	U
87-68-3	Hexachlorobutadiene	590	U
59-50-7	4-Chloro-3-methylphenol	590	U
91-57-6	2-Methylnaphthalene	590	U
77-47-4	Hexachlorocyclopentadiene	590	U
88-06-2	2,4,6-Trichlorophenol	590	U
95-95-4	2,4,5-Trichlorophenol	1500	U
91-58-7	2-Chloronaphthalene	590	U
88-74-4	2-Nitroaniline	1500	U
131-11-3	Dimethylphthalate	590	U
208-96-8	Acenaphthylene	590	U
606-20-2	2,6-Dinitrotoluene	590	U
99-09-2	3-Nitroaniline	1500	U
83-32-9	Acenaphthene	590	U
51-28-5	2,4-Dinitrophenol	1500	U
100-02-7	4-Nitrophenol	1500	U
132-64-9	Dibenzofuran	590	U

PSS114 S73

1D

SEMIVOLATILE ORGANICS ANALYSIS DATA SHEET

EPA SAMPLE NO.

SB-1W(35-36)

Lab Name: H2M LABS, INC. Contract: _____

Lab Code: 10478 Case No.: KEY-PSS SAS No.: _____ SDG No.: PSS114

Matrix: (soil/water) SOIL Lab Sample ID: 0711390-003B

Sample wt/vol: 15 (g/mL) G Lab File ID: 7\N22146.D

Level: (low/med) LOW Date Received: 10/01/07

% Moisture: 43.7 Decanted: (Y/N) N Date Extracted: 10/08/07

Concentrated Extract Volume: 1000 (µL) Date Analyzed: 10/15/07

Injection Volume: 2 (µL) Dilution Factor: 1.00

GPC Cleanup: (Y/N) N pH: 6.0 Extraction: (Type) PFEX

CAS NO.	COMPOUND	CONCENTRATION UNITS: (µg/L or µg/Kg) UG/KG	Q
121-14-2	2,4-Dinitrotoluene	590	U
84-66-2	Diethylphthalate	590	U
7005-72-3	4-Chlorophenyl-phenylether	590	U
86-73-7	Fluorene	590	U
100-01-6	4-Nitroaniline	1500	U
534-52-1	4,6-Dinitro-2-methylphenol	1500	U
86-30-6	N-Nitrosodiphenylamine	590	U
101-55-3	4-Bromophenyl-phenylether	590	U
118-74-1	Hexachlorobenzene	590	U
87-86-5	Pentachlorophenol	1500	U
85-01-8	Phenanthrene	590	U
120-12-7	Anthracene	590	U
86-74-8	Carbazole	590	U
84-74-2	Di-n-butyl phthalate	590	U
206-44-0	Fluoranthene	590	U
129-00-0	Pyrene	590	U
85-68-7	Butyl benzyl phthalate	590	U
91-94-1	3,3'-Dichlorobenzidine	590	U
56-55-3	Benzo(a)anthracene	590	U
218-01-9	Chrysene	590	U
117-81-7	Bis(2-ethylhexyl)phthalate	590	U
117-84-0	Di-n-octyl phthalate	590	U
205-99-2	Benzo(b)fluoranthene	590	U
207-08-9	Benzo(k)fluoranthene	590	U
50-32-8	Benzo(a)pyrene	590	U
193-39-5	Indeno(1,2,3-cd)pyrene	590	U
53-70-3	Dibenzo(a,h)anthracene	590	U
191-24-2	Benzo(g,h,i)perylene	590	U

(1) Cannot be separated from Diphenylamine

PSS114 S74

1G

SEMIVOLATILE ORGANICS ANALYSIS DATA SHEET
TENTATIVELY IDENTIFIED COMPOUNDS

EPA SAMPLE NO.

SB-1W(35-36)

Lab Name: H2M LABS, INC. Contract: _____

Lab Code: 10478 Case No.: KEY-PSS SAS No.: _____ SDG No.: PSS114

Matrix: (soil/water) SOIL Lab Sample ID: 0711390-003B

Sample wt/vol: 15 (g/mL) G Lab File ID: 7N22146.D

Level: (low/med) LOW Date Received: 10/01/07

% Moisture: 43.7 Decanted:(Y/N) N Date Extracted: 10/08/07

Concentrated Extract Volume: 1000 (µl) Date Analyzed: 10/15/07

Injection Volume: 2 (µl) Dilution Factor: 1.00

GPC Cleanup: (Y/N) N pH: 6.0 Extraction: (Type) PFEX

CONCENTRATION UNITS:

Number TICs found: 0 (µg/L or µg/Kg) UG/KG

CAS NUMBER	COMPOUND NAME	RT	EST.CONC.	Q

PSS114 S75

1E

PESTICIDE ORGANICS ANALYSIS DATA SHEET

EPA SAMPLE NO.

1W (35-36')

Lab Name: H2M LABS, INC. Contract: _____

Lab Code: 10478 Case No.: KEY-PSS SAS No.: _____ SDG No.: PSS114

Matrix: (soil/water) SOIL Lab Sample ID: 0711390-003B

Sample wt/vol: 15 (g/mL) G Lab File ID: a00644.raw

% Moisture: 43.7 Decanted: (Y/N) N Date Received: 10/01/07

Extraction: (Type) PFEX Date Extracted: 10/04/07

Concentrated Extract Volume: 5000 (uL) Date Analyzed: 10/06/07

Injection Volume: 0.5 (uL) Dilution Factor: 1.00

GPC Cleanup: (Y/N) N pH: 7.0 Sulfur Cleanup: (Y/N) Y

CAS NO	COMPOUND	CONCENTRATION UNITS: (µg/L or µg/Kg) UG/KG	Q
12674-11-2	Aroclor 1016	59	U
11104-28-2	Aroclor 1221	120	U
11141-16-5	Aroclor 1232	59	U
53469-21-9	Aroclor 1242	59	U
12672-29-6	Aroclor 1248	59	U
11097-69-1	Aroclor 1254	59	U
11096-82-5	Aroclor 1260	59	U

PSS114 S76

U.S. EPA - CLP

1

INORGANIC ANALYSIS DATA SHEET

EPA SAMPLE NO

GPESB-1W (35-36')

Lab Name: H2M LABS, INC.

Lab Code: 10478 Case No. SAS No.: SDG No.: PSS114

Matrix (soil/water): SOIL Lab Sample ID: 0711390-003

Level (low/med): LOW Date Received: 10/1/2007

% Solids: 56.3

Concentration Units (ug/L or mg/kg dry weight): MG/KG

CAS No.	Analyte	Concentration	C	Q	M
7440-38-2	Arsenic	14.8			P
7440-39-3	Barium	186		E	P
7440-43-9	Cadmium	0.057	U		P
7440-47-3	Chromium	26.0		E	P
57-12-5	Cyanide	0.89	U		CA
7439-92-1	Lead	9.1			P
7439-97-6	Mercury	0.030	U		CV
7782-49-2	Selenium	0.42	U	N	P
7440-22-4	Silver	0.83	B	N	P

Color Before: BROWN Clarity Before: Texture: MEDIUM

Color After: YELLOW Clarity After: CLEAR Artifacts:

Comments:

Date Reported: 10/18/2007

PSS114 S77

1A

VOLATILE ORGANICS ANALYSIS DATA SHEET

EPA SAMPLE NO.

2 (17.5-18.5')

Lab Name: H2M LABS, INC. Contract: _____

Lab Code: 10478 Case No.: KEY-PSS SAS No.: _____ SDG No.: PSS114

Matrix: (soil/water) SOIL Lab Sample ID: 0711390-004A

Sample wt/vol: 5 (g/mL) G Lab File ID: 7\P37977.D

Level: (low/med) LOW Date Received: 10/01/07

% Moisture: not dec. 12.6 Date Analyzed: 10/04/07

GC Column: R-502.2 ID: .53 (mm) Dilution Factor: 1.00

Soil Extract Volume: _____ (µL) Soil Aliquot Volume _____ (µL)

CAS NO.	COMPOUND	CONCENTRATION UNITS: (µg/L or µg/Kg) UG/KG	Q
74-87-3	Chloromethane	11	U
74-83-9	Bromomethane	11	U
75-01-4	Vinyl chloride	11	U
75-00-3	Chloroethane	11	U
75-09-2	Methylene chloride	8	BJ
67-64-1	Acetone	11	U
75-35-4	1,1-Dichloroethene	11	U
75-15-0	Carbon disulfide	11	U
75-34-3	1,1-Dichloroethane	11	U
540-59-0	1,2-Dichloroethene (total)	11	U
67-66-3	Chloroform	11	U
107-06-2	1,2-Dichloroethane	11	U
78-93-3	2-Butanone	11	U
71-55-6	1,1,1-Trichloroethane	11	U
56-23-5	Carbon tetrachloride	11	U
75-27-4	Bromodichloromethane	11	U
78-87-5	1,2-Dichloropropane	11	U
10061-01-5	cis-1,3-Dichloropropene	11	U
79-01-6	Trichloroethene	11	U
124-48-1	Dibromochloromethane	11	U
79-00-5	1,1,2-Trichloroethane	11	U
71-43-2	Benzene	11	U
10061-02-6	trans-1,3-Dichloropropene	11	U
75-25-2	Bromoform	11	U
108-10-1	4-Methyl-2-pentanone	11	U
591-78-6	2-Hexanone	11	U
127-18-4	Tetrachloroethene	11	U
79-34-5	1,1,2,2-Tetrachloroethane	11	U
108-88-3	Toluene	11	U
108-90-7	Chlorobenzene	11	U
100-41-4	Ethylbenzene	11	U
100-42-5	Styrene	11	U
1330-20-7	Xylene (total)	11	U

PSS114 S78

1F

VOLATILE ORGANICS ANALYSIS DATA SHEET

TENTATIVELY IDENTIFIED COMPOUNDS

EPA SAMPLE NO.

2 (17.5-18.5')

Lab Name: H2M LABS, INC. Contract: _____

Lab Code: 10478 Case No.: KEY-PSS SAS No.: _____ SDG No.: PSS114

Matrix: (soil/water) SOIL Lab Sample ID: 0711390-004A

Sample wt/vol: 5 (g/mL) G Lab File ID: 7\P37977.D

Level: (low/med) LOW Date Received: 10/01/07

% Moisture: not dec. 12.6 Date Analyzed: 10/04/07

GC Column: R-502.2 ID: .53 (mm) Dilution Factor: 1.00

Soil Extract Volume: (µl) Soil Aliquot Volume: 0 (µL)

CONCENTRATION UNITS:

Number TICs found: 3 (µg/L or µg/Kg) UG/KG

CAS NUMBER	COMPOUND NAME	RT	EST.CONC.	Q
1.	unknown siloxane (18.81)	18.81	6	J
2.	c3-subs_benzene	19.77	6	J
3.	unknown siloxane (21.34)	21.34	15	BJ

PSS114 S79

1C

SEMIVOLATILE ORGANICS ANALYSIS DATA SHEET

EPA SAMPLE NO.

SB-2(17.5-18.5)

Lab Name: H2M LABS, INC. Contract: _____

Lab Code: 10478 Case No.: KEY-PSS SAS No.: _____ SDG No.: PSS114

Matrix: (soil/water) SOIL Lab Sample ID: 0711390-004B

Sample wt/vol: 15 (g/mL) G Lab File ID: 7\N22140.D

Level: (low/med) LOW Date Received: 10/01/07

% Moisture: 12.6 Decanted:(Y/N) N Date Extracted: 10/08/07

Concentrated Extract Volume: 1000 (µL) Date Analyzed: 10/15/07

Injection Volume: 2 (µL) Dilution Factor: 1.00

GPC Cleanup: (Y/N) N pH: 7.0 Extraction: (Type) PFEX

CAS NO.	COMPOUND	CONCENTRATION UNITS: (µg/L or µg/Kg) UG/KG	Q
108-95-2	Phenol	380	U
111-44-4	Bis(2-chloroethyl)ether	380	U
95-57-8	2-Chlorophenol	380	U
541-73-1	1,3-Dichlorobenzene	380	U
106-46-7	1,4-Dichlorobenzene	380	U
95-50-1	1,2-Dichlorobenzene	380	U
95-48-7	2-Methylphenol	380	U
108-60-1	2,2'-oxybis(1-chloropropane)	380	U
106-44-5	4-Methylphenol	380	U
621-64-7	N-Nitroso-di-n-propylamine	380	U
67-72-1	Hexachloroethane	380	U
98-95-3	Nitrobenzene	380	U
78-59-1	Isophorone	380	U
88-75-5	2-Nitrophenol	380	U
105-67-9	2,4-Dimethylphenol	380	U
111-91-1	Bis(2-chloroethoxy)methane	380	U
120-83-2	2,4-Dichlorophenol	380	U
120-82-1	1,2,4-Trichlorobenzene	380	U
91-20-3	Naphthalene	380	U
106-47-8	4-Chloroaniline	380	U
87-68-3	Hexachlorobutadiene	380	U
59-50-7	4-Chloro-3-methylphenol	380	U
91-57-6	2-Methylnaphthalene	380	U
77-47-4	Hexachlorocyclopentadiene	380	U
88-06-2	2,4,6-Trichlorophenol	380	U
95-95-4	2,4,5-Trichlorophenol	950	U
91-58-7	2-Chloronaphthalene	380	U
88-74-4	2-Nitroaniline	950	U
131-11-3	Dimethylphthalate	380	U
208-96-8	Acenaphthylene	380	U
606-20-2	2,6-Dinitrotoluene	380	U
99-09-2	3-Nitroaniline	950	U
83-32-9	Acenaphthene	380	U
51-28-5	2,4-Dinitrophenol	950	U
100-02-7	4-Nitrophenol	950	U
132-64-9	Dibenzofuran	380	U

PSS114 S80

1D

SEMIVOLATILE ORGANICS ANALYSIS DATA SHEET

EPA SAMPLE NO.

SB-2(17.5-18.5)

Lab Name: H2M LABS, INC. Contract: _____

Lab Code: 10478 Case No.: KEY-PSS SAS No.: _____ SDG No.: PSS114

Matrix: (soil/water) SOIL Lab Sample ID: 0711390-004B

Sample wt/vol: 15 (g/mL) G Lab File ID: 7\N22140.D

Level: (low/med) LOW Date Received: 10/01/07

% Moisture: 12.6 Decanted:(Y/N) N Date Extracted: 10/08/07

Concentrated Extract Volume: 1000 (µL) Date Analyzed: 10/15/07

Injection Volume: 2 (µL) Dilution Factor: 1.00

GPC Cleanup: (Y/N) N pH: 7.0 Extraction: (Type) PFEX

CAS NO.	COMPOUND	CONCENTRATION UNITS: (µg/L or µg/Kg) UG/KG	Q
121-14-2	2,4-Dinitrotoluene	380	U
84-66-2	Diethylphthalate	380	U
7005-72-3	4-Chlorophenyl-phenylether	380	U
86-73-7	Fluorene	380	U
100-01-6	4-Nitroaniline	950	U
534-52-1	4,6-Dinitro-2-methylphenol	950	U
86-30-6	N-Nitrosodiphenylamine	380	U
101-55-3	4-Bromophenyl-phenylether	380	U
118-74-1	Hexachlorobenzene	380	U
87-86-5	Pentachlorophenol	950	U
85-01-8	Phenanthrene	380	U
120-12-7	Anthracene	380	U
86-74-8	Carbazole	380	U
84-74-2	Di-n-butyl phthalate	380	U
206-44-0	Fluoranthene	380	U
129-00-0	Pyrene	380	U
85-68-7	Butyl benzyl phthalate	380	U
91-94-1	3,3'-Dichlorobenzidine	380	U
56-55-3	Benzo(a)anthracene	380	U
218-01-9	Chrysene	380	U
117-81-7	Bis(2-ethylhexyl)phthalate	380	U
117-84-0	Di-n-octyl phthalate	380	U
205-99-2	Benzo(b)fluoranthene	380	U
207-08-9	Benzo(k)fluoranthene	380	U
50-32-8	Benzo(a)pyrene	380	U
193-39-5	Indeno(1,2,3-cd)pyrene	380	U
53-70-3	Dibenzo(a,h)anthracene	380	U
191-24-2	Benzo(g,h,i)perylene	380	U

(1) Cannot be separated from Diphenylamine

PSS114 S81

1G

SEMIVOLATILE ORGANICS ANALYSIS DATA SHEET
TENTATIVELY IDENTIFIED COMPOUNDS

EPA SAMPLE NO.

SB-2(17.5-18.5)

Lab Name: H2M LABS, INC. Contract: ____

Lab Code: 10478 Case No.: KEY-PSS SAS No.: ____ SDG No.: PSS114

Matrix: (soil/water) SOIL Lab Sample ID: 0711390-004B

Sample wt/vol: 15 (g/mL) G Lab File ID: 7\N22140.D

Level: (low/med) LOW Date Received: 10/01/07

% Moisture: 12.6 Decanted:(Y/N) N Date Extracted: 10/08/07

Concentrated Extract Volume: 1000 (µl) Date Analyzed: 10/15/07

Injection Volume: 2 (µl) Dilution Factor: 1.00

GPC Cleanup: (Y/N) N pH: 7.0 Extraction: (Type) PFEX

CONCENTRATION UNITS:

Number TICs found: 0 (µg/L or µg/Kg) UG/KG

CAS NUMBER	COMPOUND NAME	RT	EST.CONC.	Q

PSS114 S82

1E

PESTICIDE ORGANICS ANALYSIS DATA SHEET

EPA SAMPLE NO.

2 (17.5-18.5')

Lab Name: H2M LABS, INC. Contract: _____

Lab Code: 10478 Case No.: KEY-PSS SAS No.: _____ SDG No.: PSS114

Matrix: (soil/water) SOIL Lab Sample ID: 0711390-004B

Sample wt/vol: 15 (g/mL) G Lab File ID: a00645.raw

% Moisture: 12.6 Decanted: (Y/N) N Date Received: 10/01/07

Extraction: (Type) PFEX Date Extracted: 10/04/07

Concentrated Extract Volume: 5000 (uL) Date Analyzed: 10/06/07

Injection Volume: 0.5 (uL) Dilution Factor: 1.00

GPC Cleanup: (Y/N) N pH: 6.0 Sulfur Cleanup: (Y/N) Y

CAS NO	COMPOUND	CONCENTRATION UNITS: (µg/L or µg/Kg) UG/KG	Q
12674-11-2	Aroclor 1016	38	U
11104-28-2	Aroclor 1221	77	U
11141-16-5	Aroclor 1232	38	U
53469-21-9	Aroclor 1242	38	U
12672-29-6	Aroclor 1248	38	U
11097-69-1	Aroclor 1254	38	U
11096-82-5	Aroclor 1260	38	U

PSS114 S83

U.S. EPA - CLP

1

INORGANIC ANALYSIS DATA SHEET

EPA SAMPLE NO

GPESB-2 (17.5-18.5')

Lab Name: H2M LABS, INC.

Lab Code: 10478 Case No. SAS No.: SDG No.: PSS114

Matrix (soil/water): SOIL Lab Sample ID: 0711390-004

Level (low/med): LOW Date Received: 10/1/2007

% Solids: 87.4

Concentration Units (ug/L or mg/kg dry weight): MG/KG

CAS No.	Analyte	Concentration	C	Q	M
7440-38-2	Arsenic	2.2			P
7440-39-3	Barium	56.3		E	P
7440-43-9	Cadmium	0.037	U		P
7440-47-3	Chromium	34.1		E	P
57-12-5	Cyanide	0.57	U		CA
7439-92-1	Lead	9.9			P
7439-97-6	Mercury	0.019	U		CV
7782-49-2	Selenium	0.27	U	N	P
7440-22-4	Silver	0.12	B	N	P

Color Before: BROWN Clarity Before: Texture: MEDIUM

Color After: YELLOW Clarity After: CLEAR Artifacts:

Comments:

Date Reported: 10/18/2007

PSS114 S84

1A

VOLATILE ORGANICS ANALYSIS DATA SHEET

EPA SAMPLE NO.

TB100107

Lab Name: H2M LABS, INC. Contract: _____

Lab Code: 10478 Case No.: KEY-PSS SAS No.: _____ SDG No.: PSS114

Matrix: (soil/water) WATER Lab Sample ID: 0711390-005A

Sample wt/vol: 5 (g/mL) ML Lab File ID: A\A56269.D

Level: (low/med) LOW Date Received: 10/01/07

% Moisture: not dec. Date Analyzed: 10/04/07

GC Column: ZB-624 ID: .18 (mm) Dilution Factor: 1.00

Soil Extract Volume: _____ (µL) Soil Aliquot Volume _____ (µL)

CAS NO.	COMPOUND	CONCENTRATION UNITS: (µg/L or µg/Kg) UG/L	Q
74-87-3	Chloromethane	10	U
74-83-9	Bromomethane	10	U
75-01-4	Vinyl chloride	10	U
75-00-3	Chloroethane	10	U
75-09-2	Methylene chloride	10	U
67-64-1	Acetone	10	U
75-35-4	1,1-Dichloroethene	10	U
75-15-0	Carbon disulfide	10	U
75-34-3	1,1-Dichloroethane	10	U
540-59-0	1,2-Dichloroethene (total)	10	U
67-66-3	Chloroform	10	U
107-06-2	1,2-Dichloroethane	10	U
78-93-3	2-Butanone	10	U
71-55-6	1,1,1-Trichloroethane	10	U
56-23-5	Carbon tetrachloride	10	U
75-27-4	Bromodichloromethane	10	U
78-87-5	1,2-Dichloropropane	10	U
10061-01-5	cis-1,3-Dichloropropene	10	U
79-01-6	Trichloroethene	10	U
124-48-1	Dibromochloromethane	10	U
79-00-5	1,1,2-Trichloroethane	10	U
71-43-2	Benzene	10	U
10061-02-6	trans-1,3-Dichloropropene	10	U
75-25-2	Bromoform	10	U
108-10-1	4-Methyl-2-pentanone	10	U
591-78-6	2-Hexanone	10	U
127-18-4	Tetrachloroethene	10	U
79-34-5	1,1,2,2-Tetrachloroethane	10	U
108-88-3	Toluene	10	U
108-90-7	Chlorobenzene	10	U
100-41-4	Ethylbenzene	10	U
100-42-5	Styrene	10	U
1330-20-7	Xylene (total)	10	U

PSS114 S85

1F

VOLATILE ORGANICS ANALYSIS DATA SHEET

TENTATIVELY IDENTIFIED COMPOUNDS

EPA SAMPLE NO.

TB100107

Lab Name: H2M LABS, INC. Contract: _____

Lab Code: 10478 Case No.: KEY-PSS SAS No.: _____ SDG No.: PSS114

Matrix: (soil/water) WATER Lab Sample ID: 0711390-005A

Sample wt/vol: 5 (g/mL) ML Lab File ID: A\A56269.D

Level: (low/med) LOW Date Received: 10/01/07

% Moisture: not dec. Date Analyzed: 10/04/07

GC Column: ZB-624 ID: .18 (mm) Dilution Factor: 1.00

Soil Extract Volume: (µl) Soil Aliquot Volume: 0 (µL)

CONCENTRATION UNITS:

Number TICs found: 0 (µg/L or µg/Kg) UG/L

CAS NUMBER	COMPOUND NAME	RT	EST.CONC.	Q

PSS114 S86

1A

VOLATILE ORGANICS ANALYSIS DATA SHEET

EPA SAMPLE NO.

7A (0.5-2)

Lab Name: H2M LABS, INC. Contract: _____

Lab Code: 10478 Case No.: KEY-PSS SAS No.: _____ SDG No.: PSS114

Matrix: (soil/water) SOIL Lab Sample ID: 0711443-001A

Sample wt/vol: 5 (g/mL) G Lab File ID: 7\P37978.D

Level: (low/med) LOW Date Received: 10/02/07

% Moisture: not dec. 9.8 Date Analyzed: 10/04/07

GC Column: R-502.2 ID: .53 (mm) Dilution Factor: 1.00

Soil Extract Volume: _____ (µL) Soil Aliquot Volume _____ (µL)

CONCENTRATION UNITS: (µg/L or µg/Kg) UG/KG

CAS NO.	COMPOUND		Q
74-87-3	Chloromethane	11	U
74-83-9	Bromomethane	11	U
75-01-4	Vinyl chloride	11	U
75-00-3	Chloroethane	11	U
75-09-2	Methylene chloride	7	BJ
67-64-1	Acetone	11	U
75-35-4	1,1-Dichloroethene	11	U
75-15-0	Carbon disulfide	11	U
75-34-3	1,1-Dichloroethane	11	U
540-59-0	1,2-Dichloroethene (total)	11	U
67-66-3	Chloroform	11	U
107-06-2	1,2-Dichloroethane	11	U
78-93-3	2-Butanone	11	U
71-55-6	1,1,1-Trichloroethane	11	U
56-23-5	Carbon tetrachloride	11	U
75-27-4	Bromodichloromethane	11	U
78-87-5	1,2-Dichloropropane	11	U
10061-01-5	cis-1,3-Dichloropropene	11	U
79-01-6	Trichloroethene	11	U
124-48-1	Dibromochloromethane	11	U
79-00-5	1,1,2-Trichloroethane	11	U
71-43-2	Benzene	11	U
10061-02-6	trans-1,3-Dichloropropene	11	U
75-25-2	Bromoform	11	U
108-10-1	4-Methyl-2-pentanone	11	U
591-78-6	2-Hexanone	11	U
127-18-4	Tetrachloroethene	11	U
79-34-5	1,1,2,2-Tetrachloroethane	11	U
108-88-3	Toluene	11	U
108-90-7	Chlorobenzene	11	U
100-41-4	Ethylbenzene	11	U
100-42-5	Styrene	11	U
1330-20-7	Xylene (total)	11	U

PSS114 S87

1F

VOLATILE ORGANICS ANALYSIS DATA SHEET

TENTATIVELY IDENTIFIED COMPOUNDS

EPA SAMPLE NO.

7A (0.5-2)

Lab Name: H2M LABS, INC. Contract: _____

Lab Code: 10478 Case No.: KEY-PSS SAS No.: _____ SDG No.: PSS114

Matrix: (soil/water) SOIL Lab Sample ID: 0711443-001A

Sample wt/vol: 5 (g/mL) G Lab File ID: 7\P37978.D

Level: (low/med) LOW Date Received: 10/02/07

% Moisture: not dec. 9.8 Date Analyzed: 10/04/07

GC Column: R-502.2 ID: .53 (mm) Dilution Factor: 1.00

Soil Extract Volume: (µl) Soil Aliquot Volume: 0 (µL)

CONCENTRATION UNITS:

Number TICs found: 1 (µg/L or µg/Kg) UG/KG

CAS NUMBER	COMPOUND NAME	RT	EST.CONC.	Q
1.	unknown siloxane	18.82	9	JX

PSS114.S88

1C

SEMIVOLATILE ORGANICS ANALYSIS DATA SHEET

EPA SAMPLE NO.

SB-7A(0.5-2)

Lab Name: H2M LABS, INC. Contract: _____

Lab Code: 10478 Case No.: KEY-PSS SAS No.: _____ SDG No.: PSS114

Matrix: (soil/water) SOIL Lab Sample ID: 0711443-001B

Sample wt/vol: 15 (g/mL) G Lab File ID: 7\N22142.D

Level: (low/med) LOW Date Received: 10/02/07

% Moisture: 9.8 Decanted:(Y/N) N Date Extracted: 10/08/07

Concentrated Extract Volume: 1000 (µL) Date Analyzed: 10/15/07

Injection Volume: 2 (µL) Dilution Factor: 1.00

GPC Cleanup: (Y/N) N pH: 7.0 Extraction: (Type) PFEX

CAS NO.	COMPOUND	CONCENTRATION UNITS: (µg/L or µg/Kg) UG/KG	Q
108-95-2	Phenol	370	U
111-44-4	Bis(2-chloroethyl)ether	370	U
95-57-8	2-Chlorophenol	370	U
541-73-1	1,3-Dichlorobenzene	370	U
106-46-7	1,4-Dichlorobenzene	370	U
95-50-1	1,2-Dichlorobenzene	370	U
95-48-7	2-Methylphenol	370	U
108-60-1	2,2´-oxybis(1-chloropropane)	370	U
106-44-5	4-Methylphenol	370	U
621-64-7	N-Nitroso-di-n-propylamine	370	U
67-72-1	Hexachloroethane	370	U
98-95-3	Nitrobenzene	370	U
78-59-1	Isophorone	370	U
88-75-5	2-Nitrophenol	370	U
105-67-9	2,4-Dimethylphenol	370	U
111-91-1	Bis(2-chloroethoxy)methane	370	U
120-83-2	2,4-Dichlorophenol	370	U
120-82-1	1,2,4-Trichlorobenzene	370	U
91-20-3	Naphthalene	370	U
106-47-8	4-Chloroaniline	370	U
87-68-3	Hexachlorobutadiene	370	U
59-50-7	4-Chloro-3-methylphenol	370	U
91-57-6	2-Methylnaphthalene	370	U
77-47-4	Hexachlorocyclopentadiene	370	U
88-06-2	2,4,6-Trichlorophenol	370	U
95-95-4	2,4,5-Trichlorophenol	920	U
91-58-7	2-Chloronaphthalene	370	U
88-74-4	2-Nitroaniline	920	U
131-11-3	Dimethylphthalate	370	U
208-96-8	Acenaphthylene	370	U
606-20-2	2,6-Dinitrotoluene	370	U
99-09-2	3-Nitroaniline	920	U
83-32-9	Acenaphthene	370	U
51-28-5	2,4-Dinitrophenol	920	U
100-02-7	4-Nitrophenol	920	U
132-64-9	Dibenzofuran	370	U

PSS114 S89

1D

SEMIVOLATILE ORGANICS ANALYSIS DATA SHEET

EPA SAMPLE NO.

SB-7A(0.5-2)

Lab Name: H2M LABS, INC. Contract: _____

Lab Code: 10478 Case No.: KEY-PSS SAS No.: _____ SDG No.: PSS114

Matrix: (soil/water) SOIL Lab Sample ID: 0711443-001B

Sample wt/vol: 15 (g/mL) G Lab File ID: 7\N22142.D

Level: (low/med) LOW Date Received: 10/02/07

% Moisture: 9.8 Decanted:(Y/N) N Date Extracted: 10/08/07

Concentrated Extract Volume: 1000 (µL) Date Analyzed: 10/15/07

Injection Volume: 2 (µL) Dilution Factor: 1.00

GPC Cleanup: (Y/N) N pH: 7.0 Extraction: (Type) PFEX

CAS NO.	COMPOUND	CONCENTRATION UNITS: (µg/L or µg/Kg) UG/KG	Q
121-14-2	2,4-Dinitrotoluene	370	U
84-66-2	Diethylphthalate	370	U
7005-72-3	4-Chlorophenyl-phenylether	370	U
86-73-7	Fluorene	370	U
100-01-6	4-Nitroaniline	920	U
534-52-1	4,6-Dinitro-2-methylphenol	920	U
86-30-6	N-Nitrosodiphenylamine	370	U
101-55-3	4-Bromophenyl-phenylether	370	U
118-74-1	Hexachlorobenzene	370	U
87-86-5	Pentachlorophenol	920	U
85-01-8	Phenanthrene	370	U
120-12-7	Anthracene	370	U
86-74-8	Carbazole	370	U
84-74-2	Di-n-butyl phthalate	370	U
206-44-0	Fluoranthene	370	U
129-00-0	Pyrene	370	U
85-68-7	Butyl benzyl phthalate	370	U
91-94-1	3,3´-Dichlorobenzidine	370	U
56-55-3	Benzo(a)anthracene	370	U
218-01-9	Chrysene	370	U
117-81-7	Bis(2-ethylhexyl)phthalate	370	U
117-84-0	Di-n-octyl phthalate	370	U
205-99-2	Benzo(b)fluoranthene	370	U
207-08-9	Benzo(k)fluoranthene	370	U
50-32-8	Benzo(a)pyrene	370	U
193-39-5	Indeno(1,2,3-cd)pyrene	370	U
53-70-3	Dibenzo(a,h)anthracene	370	U
191-24-2	Benzo(g,h,i)perylene	370	U

(1) Cannot be separated from Diphenylamine

PSS114 S90

1G

SEMIVOLATILE ORGANICS ANALYSIS DATA SHEET
TENTATIVELY IDENTIFIED COMPOUNDS

EPA SAMPLE NO.

SB-7A(0.5-2)

Lab Name: H2M LABS, INC. Contract: _____

Lab Code: 10478 Case No.: KEY-PSS SAS No.: _____ SDG No.: PSS114

Matrix: (soil/water) SOIL Lab Sample ID: 0711443-001B

Sample wt/vol: 15 (g/mL) G Lab File ID: 7N22142.D

Level: (low/med) LOW Date Received: 10/02/07

% Moisture: 9.8 Decanted:(Y/N) N Date Extracted: 10/08/07

Concentrated Extract Volume: 1000 (µl) Date Analyzed: 10/15/07

Injection Volume: 2 (µl) Dilution Factor: 1.00

GPC Cleanup: (Y/N) N pH: 7.0 Extraction: (Type) PFEX

CONCENTRATION UNITS:

Number TICs found: 0 (µg/L or µg/Kg) UG/KG

CAS NUMBER	COMPOUND NAME	RT	EST.CONC.	Q

PSS114 S91

1E

PESTICIDE ORGANICS ANALYSIS DATA SHEET

EPA SAMPLE NO.

7A (0.5-2)

Lab Name: H2M LABS, INC. Contract: _____

Lab Code: 10478 Case No.: KEY-PSS SAS No.: _____ SDG No.: PSS114

Matrix: (soil/water) SOIL Lab Sample ID: 0711443-001B

Sample wt/vol: 15 (g/mL) G Lab File ID: a00647.raw

% Moisture: 9.8 Decanted: (Y/N) N Date Received: 10/02/07

Extraction: (Type) PFEX Date Extracted: 10/04/07

Concentrated Extract Volume: 5000 (uL) Date Analyzed: 10/06/07

Injection Volume: 0.5 (uL) Dilution Factor: 1.00

GPC Cleanup: (Y/N) N pH: 7.0 Sulfur Cleanup: (Y/N) Y

CAS NO	COMPOUND	CONCENTRATION UNITS: (µg/L or µg/Kg) UG/KG	Q
12674-11-2	Aroclor 1016	37	U
11104-28-2	Aroclor 1221	74	U
11141-16-5	Aroclor 1232	37	U
53469-21-9	Aroclor 1242	37	U
12672-29-6	Aroclor 1248	37	U
11097-69-1	Aroclor 1254	37	U
11096-82-5	Aroclor 1260	37	U

PSS114 S92

U.S. EPA - CLP

1

INORGANIC ANALYSIS DATA SHEET

EPA SAMPLE NO

GPESB-7A (0.5-2)

Lab Name: H2M LABS, INC.

Lab Code: 10478 Case No. SAS No.: SDG No.: PSS114

Matrix (soil/water): SOIL Lab Sample ID: 0711443-001

Level (low/med): LOW Date Received: 10/2/2007

% Solids: 90.2

Concentration Units (ug/L or mg/kg dry weight): MG/KG

CAS No.	Analyte	Concentration	C	Q	M
7440-38-2	Arsenic	2.5			P
7440-39-3	Barium	31.5		E	P
7440-43-9	Cadmium	0.036	U		P
7440-47-3	Chromium	31.4		E	P
57-12-5	Cyanide	0.55	U		CA
7439-92-1	Lead	8.3			P
7439-97-6	Mercury	0.018	U		CV
7782-49-2	Selenium	0.27	U	N	P
7440-22-4	Silver	0.091	B	N	P

Color Before: BROWN Clarity Before: Texture: MEDIUM

Color After: YELLOW Clarity After: CLEAR Artifacts:

Comments:

Date Reported: 10/18/2007

PSS114 S93

1A

VOLATILE ORGANICS ANALYSIS DATA SHEET

EPA SAMPLE NO.

7A (5.5-6.5)

Lab Name: H2M LABS, INC. Contract: _____

Lab Code: 10478 Case No.: KEY-PSS SAS No.: _____ SDG No.: PSS114

Matrix: (soil/water) SOIL Lab Sample ID: 0711443-002A

Sample wt/vol: 5 (g/mL) G Lab File ID: 7\P37979.D

Level: (low/med) LOW Date Received: 10/02/07

% Moisture: not dec. 13.7 Date Analyzed: 10/04/07

GC Column: R-502.2 ID: .53 (mm) Dilution Factor: 1.00

Soil Extract Volume: _____ (µL) Soil Aliquot Volume _____ (µL)

CAS NO.	COMPOUND	CONCENTRATION UNITS: (µg/L or µg/Kg) UG/KG	Q
74-87-3	Chloromethane	12	U
74-83-9	Bromomethane	12	U
75-01-4	Vinyl chloride	12	U
75-00-3	Chloroethane	12	U
75-09-2	Methylene chloride	8	BJ
67-64-1	Acetone	36	
75-35-4	1,1-Dichloroethene	12	U
75-15-0	Carbon disulfide	12	U
75-34-3	1,1-Dichloroethane	12	U
540-59-0	1,2-Dichloroethene (total)	12	U
67-66-3	Chloroform	12	U
107-06-2	1,2-Dichloroethane	12	U
78-93-3	2-Butanone	9	J
71-55-6	1,1,1-Trichloroethane	12	U
56-23-5	Carbon tetrachloride	12	U
75-27-4	Bromodichloromethane	12	U
78-87-5	1,2-Dichloropropane	12	U
10061-01-5	cis-1,3-Dichloropropene	12	U
79-01-6	Trichloroethene	12	U
124-48-1	Dibromochloromethane	12	U
79-00-5	1,1,2-Trichloroethane	12	U
71-43-2	Benzene	12	U
10061-02-6	trans-1,3-Dichloropropene	12	U
75-25-2	Bromoform	12	U
108-10-1	4-Methyl-2-pentanone	12	U
591-78-6	2-Hexanone	12	U
127-18-4	Tetrachloroethene	12	U
79-34-5	1,1,2,2-Tetrachloroethane	12	U
108-88-3	Toluene	12	U
108-90-7	Chlorobenzene	12	U
100-41-4	Ethylbenzene	12	U
100-42-5	Styrene	12	U
1330-20-7	Xylene (total)	12	U

PSS114 S94

1F

VOLATILE ORGANICS ANALYSIS DATA SHEET

TENTATIVELY IDENTIFIED COMPOUNDS

EPA SAMPLE NO.

7A (5.5-6.5)

Lab Name: H2M LABS, INC. Contract: _____

Lab Code: 10478 Case No.: KEY-PSS SAS No.: _____ SDG No.: PSS114

Matrix: (soil/water) SOIL Lab Sample ID: 0711443-002A

Sample wt/vol: 5 (g/mL) G Lab File ID: 7\P37979.D

Level: (low/med) LOW Date Received: 10/02/07

% Moisture: not dec. 13.7 Date Analyzed: 10/04/07

GC Column: R-502.2 ID: .53 (mm) Dilution Factor: 1.00

Soil Extract Volume: (µl) Soil Aliquot Volume: 0 (µL)

CONCENTRATION UNITS:

Number TICs found: 2 (µg/L or µg/Kg) UG/KG

CAS NUMBER	COMPOUND NAME	RT	EST.CONC.	Q
1.	unknown siloxane (18.82)	18.82	10	JX
2.	unknown siloxane (21.35)	21.35	32	JX

PSS114 S95

1C

SEMIVOLATILE ORGANICS ANALYSIS DATA SHEET

EPA SAMPLE NO.

SB-7A(5.5-6.5)

Lab Name: H2M LABS, INC. Contract: _____

Lab Code: 10478 Case No.: KEY-PSS SAS No.: _____ SDG No.: PSS114

Matrix: (soil/water) SOIL Lab Sample ID: 0711443-002B

Sample wt/vol: 15 (g/mL) G Lab File ID: 7\N22143.D

Level: (low/med) LOW Date Received: 10/02/07

% Moisture: 13.7 Decanted:(Y/N) N Date Extracted: 10/08/07

Concentrated Extract Volume: 1000 (µL) Date Analyzed: 10/15/07

Injection Volume: 2 (µL) Dilution Factor: 1.00

GPC Cleanup: (Y/N) N pH: 7.0 Extraction: (Type) PFEX

CAS NO.	COMPOUND	CONCENTRATION UNITS: (µg/L or µg/Kg) UG/KG	Q
108-95-2	Phenol	380	U
111-44-4	Bis(2-chloroethyl)ether	380	U
95-57-8	2-Chlorophenol	380	U
541-73-1	1,3-Dichlorobenzene	380	U
106-46-7	1,4-Dichlorobenzene	380	U
95-50-1	1,2-Dichlorobenzene	380	U
95-48-7	2-Methylphenol	380	U
108-60-1	2,2'-oxybis(1-chloropropane)	380	U
106-44-5	4-Methylphenol	380	U
621-64-7	N-Nitroso-di-n-propylamine	380	U
67-72-1	Hexachloroethane	380	U
98-95-3	Nitrobenzene	380	U
78-59-1	Isophorone	380	U
88-75-5	2-Nitrophenol	380	U
105-67-9	2,4-Dimethylphenol	380	U
111-91-1	Bis(2-chloroethoxy)methane	380	U
120-83-2	2,4-Dichlorophenol	380	U
120-82-1	1,2,4-Trichlorobenzene	380	U
91-20-3	Naphthalene	380	U
106-47-8	4-Chloroaniline	380	U
87-68-3	Hexachlorobutadiene	380	U
59-50-7	4-Chloro-3-methylphenol	380	U
91-57-6	2-Methylnaphthalene	380	U
77-47-4	Hexachlorocyclopentadiene	380	U
88-06-2	2,4,6-Trichlorophenol	380	U
95-95-4	2,4,5-Trichlorophenol	960	U
91-58-7	2-Chloronaphthalene	380	U
88-74-4	2-Nitroaniline	960	U
131-11-3	Dimethylphthalate	380	U
208-96-8	Acenaphthylene	380	U
606-20-2	2,6-Dinitrotoluene	380	U
99-09-2	3-Nitroaniline	960	U
83-32-9	Acenaphthene	380	U
51-28-5	2,4-Dinitrophenol	960	U
100-02-7	4-Nitrophenol	960	U
132-64-9	Dibenzofuran	380	U

PSS114 S96

1D

SEMIVOLATILE ORGANICS ANALYSIS DATA SHEET

EPA SAMPLE NO.

SB-7A(5.5-6.5)

Lab Name: H2M LABS, INC. Contract: _____

Lab Code: 10478 Case No.: KEY-PSS SAS No.: _____ SDG No.: PSS114

Matrix: (soil/water) SOIL Lab Sample ID: 0711443-002B

Sample wt/vol: 15 (g/mL) G Lab File ID: 7\N22143.D

Level: (low/med) LOW Date Received: 10/02/07

% Moisture: 13.7 Decanted: (Y/N) N Date Extracted: 10/08/07

Concentrated Extract Volume: 1000 (µL) Date Analyzed: 10/15/07

Injection Volume: 2 (µL) Dilution Factor: 1.00

GPC Cleanup: (Y/N) N pH: 7.0 Extraction: (Type) PFEX

CAS NO.	COMPOUND	CONCENTRATION UNITS: (µg/L or µg/Kg) UG/KG	Q
121-14-2	2,4-Dinitrotoluene	380	U
84-66-2	Diethylphthalate	380	U
7005-72-3	4-Chlorophenyl-phenylether	380	U
86-73-7	Fluorene	380	U
100-01-6	4-Nitroaniline	960	U
534-52-1	4,6-Dinitro-2-methylphenol	960	U
86-30-6	N-Nitrosodiphenylamine	380	U
101-55-3	4-Bromophenyl-phenylether	380	U
118-74-1	Hexachlorobenzene	380	U
87-86-5	Pentachlorophenol	960	U
85-01-8	Phenanthrene	380	U
120-12-7	Anthracene	380	U
86-74-8	Carbazole	380	U
84-74-2	Di-n-butyl phthalate	380	U
206-44-0	Fluoranthene	380	U
129-00-0	Pyrene	380	U
85-68-7	Butyl benzyl phthalate	380	U
91-94-1	3,3'-Dichlorobenzidine	380	U
56-55-3	Benzo(a)anthracene	380	U
218-01-9	Chrysene	380	U
117-81-7	Bis(2-ethylhexyl)phthalate	380	U
117-84-0	Di-n-octyl phthalate	380	U
205-99-2	Benzo(b)fluoranthene	380	U
207-08-9	Benzo(k)fluoranthene	380	U
50-32-8	Benzo(a)pyrene	380	U
193-39-5	Indeno(1,2,3-cd)pyrene	380	U
53-70-3	Dibenzo(a,h)anthracene	380	U
191-24-2	Benzo(g,h,i)perylene	380	U

(1) Cannot be separated from Diphenylamine

PSS114 S97

1G

SEMIVOLATILE ORGANICS ANALYSIS DATA SHEET
TENTATIVELY IDENTIFIED COMPOUNDS

EPA SAMPLE NO.

SB-7A(5.5-6.5)

Lab Name: H2M LABS, INC. Contract: ____

Lab Code: 10478 Case No.: KEY-PSS SAS No.: ____ SDG No.: PSS114

Matrix: (soil/water) SOIL Lab Sample ID: 0711443-002B

Sample wt/vol: 15 (g/mL) G Lab File ID: 7N22143.D

Level: (low/med) LOW Date Received: 10/02/07

% Moisture: 13.7 Decanted:(Y/N) N Date Extracted: 10/08/07

Concentrated Extract Volume: 1000 (µl) Date Analyzed: 10/15/07

Injection Volume: 2 (µl) Dilution Factor: 1.00

GPC Cleanup: (Y/N) N pH: 7.0 Extraction: (Type) PFEX

CONCENTRATION UNITS:
(µg/L or µg/Kg) UG/KG

Number TICs found: 0

CAS NUMBER	COMPOUND NAME	RT	EST.CONC.	Q

PSS114 S98

1E

PESTICIDE ORGANICS ANALYSIS DATA SHEET

EPA SAMPLE NO.

7A (5.5-6.5)

Lab Name: H2M LABS, INC. Contract: _____

Lab Code: 10478 Case No.: KEY-PSS SAS No.: _____ SDG No.: PSS114

Matrix: (soil/water) SOIL Lab Sample ID: 0711443-002B

Sample wt/vol: 15 (g/mL) G Lab File ID: a00648.raw

% Moisture: 13.7 Decanted: (Y/N) N Date Received: 10/02/07

Extraction: (Type) PFEX Date Extracted: 10/04/07

Concentrated Extract Volume: 5000 (uL) Date Analyzed: 10/06/07

Injection Volume: 0.5 (uL) Dilution Factor: 1.00

GPC Cleanup: (Y/N) N pH: 7.0 Sulfur Cleanup: (Y/N) Y

CAS NO	COMPOUND	CONCENTRATION UNITS: (µg/L or µg/Kg) UG/KG	Q
12674-11-2	Aroclor 1016	38	U
11104-28-2	Aroclor 1221	78	U
11141-16-5	Aroclor 1232	38	U
53469-21-9	Aroclor 1242	38	U
12672-29-6	Aroclor 1248	38	U
11097-69-1	Aroclor 1254	38	U
11096-82-5	Aroclor 1260	38	U

PSS114 S99

U.S. EPA - CLP

1

INORGANIC ANALYSIS DATA SHEET

EPA SAMPLE NO

GPESB-7A (5.5-6.5)

Lab Name: H2M LABS, INC.

Lab Code: 10478 Case No. SAS No.: SDG No.: PSS114

Matrix (soil/water): SOIL Lab Sample ID: 0711443-002

Level (low/med): LOW Date Received: 10/2/2007

% Solids: 86.3

Concentration Units (ug/L or mg/kg dry weight): MG/KG

CAS No.	Analyte	Concentration	C	Q	M
7440-38-2	Arsenic	5.0			P
7440-39-3	Barium	51.8		E	P
7440-43-9	Cadmium	0.037	U		P
7440-47-3	Chromium	19.5		E	P
57-12-5	Cyanide	0.58	U		CA
7439-92-1	Lead	34.8			P
7439-97-6	Mercury	0.054			CV
7782-49-2	Selenium	0.28	U	N	P
7440-22-4	Silver	0.16	B	N	P

Color Before: BROWN Clarity Before: Texture: MEDIUM

Color After: YELLOW Clarity After: CLEAR Artifacts:

Comments:

Date Reported: 10/18/2007

PSS114 S100

1A

VOLATILE ORGANICS ANALYSIS DATA SHEET

EPA SAMPLE NO.

8WA (5-6)

Lab Name: H2M LABS, INC. Contract: _____

Lab Code: 10478 Case No.: KEY-PSS SAS No.: _____ SDG No.: PSS114

Matrix: (soil/water) SOIL Lab Sample ID: 0711443-004A

Sample wt/vol: 5 (g/mL) G Lab File ID: 7\P37981.D

Level: (low/med) LOW Date Received: 10/02/07

% Moisture: not dec. 13.5 Date Analyzed: 10/04/07

GC Column: R-502.2 ID: .53 (mm) Dilution Factor: 1.00

Soil Extract Volume: _____ (µL) Soil Aliquot Volume _____ (µL)

CAS NO.	COMPOUND	CONCENTRATION UNITS: (µg/L or µg/Kg) UG/KG	Q
74-87-3	Chloromethane	12	U
74-83-9	Bromomethane	12	U
75-01-4	Vinyl chloride	12	U
75-00-3	Chloroethane	12	U
75-09-2	Methylene chloride	7	BJ
67-64-1	Acetone	140	
75-35-4	1,1-Dichloroethene	12	U
75-15-0	Carbon disulfide	12	U
75-34-3	1,1-Dichloroethane	12	U
540-59-0	1,2-Dichloroethene (total)	12	U
67-66-3	Chloroform	12	U
107-06-2	1,2-Dichloroethane	12	U
78-93-3	2-Butanone	40	
71-55-6	1,1,1-Trichloroethane	12	U
56-23-5	Carbon tetrachloride	12	U
75-27-4	Bromodichloromethane	12	U
78-87-5	1,2-Dichloropropane	12	U
10061-01-5	cis-1,3-Dichloropropene	12	U
79-01-6	Trichloroethene	12	U
124-48-1	Dibromochloromethane	12	U
79-00-5	1,1,2-Trichloroethane	12	U
71-43-2	Benzene	12	U
10061-02-6	trans-1,3-Dichloropropene	12	U
75-25-2	Bromoform	12	U
108-10-1	4-Methyl-2-pentanone	12	U
591-78-6	2-Hexanone	12	U
127-18-4	Tetrachloroethene	12	U
79-34-5	1,1,2,2-Tetrachloroethane	12	U
108-88-3	Toluene	12	U
108-90-7	Chlorobenzene	12	U
100-41-4	Ethylbenzene	12	U
100-42-5	Styrene	12	U
1330-20-7	Xylene (total)	12	U

PSS114 S108

1F

VOLATILE ORGANICS ANALYSIS DATA SHEET

TENTATIVELY IDENTIFIED COMPOUNDS

EPA SAMPLE NO.

8WA (5-6)

Lab Name: H2M LABS, INC. Contract: _____

Lab Code: 10478 Case No.: KEY-PSS SAS No.: _____ SDG No.: PSS114

Matrix: (soil/water) SOIL Lab Sample ID: 0711443-004A

Sample wt/vol: 5 (g/mL) G Lab File ID: 7\P37981.D

Level: (low/med) LOW Date Received: 10/02/07

% Moisture: not dec. 13.5 Date Analyzed: 10/04/07

GC Column: R-502.2 ID: .53 (mm) Dilution Factor: 1.00

Soil Extract Volume: (µl) Soil Aliquot Volume: 0 (µL)

CONCENTRATION UNITS:

Number TICs found: 2 (µg/L or µg/Kg) UG/KG

CAS NUMBER	COMPOUND NAME	RT	EST.CONC.	Q
1.	unknown siloxane (18.81)	18.81	11	JX
2.	unknown siloxane (21.35)	21.35	27	JX

PSS114 S109

1C

SEMIVOLATILE ORGANICS ANALYSIS DATA SHEET

EPA SAMPLE NO.

SB-8WA(5-6)

Lab Name: H2M LABS, INC. Contract: _____

Lab Code: 10478 Case No.: KEY-PSS SAS No.: _____ SDG No.: PSS114

Matrix: (soil/water) SOIL Lab Sample ID: 0711443-004B

Sample wt/vol: 15 (g/mL) G Lab File ID: 7\N22144.D

Level: (low/med) LOW Date Received: 10/02/07

% Moisture: 13.5 Decanted: (Y/N) N Date Extracted: 10/08/07

Concentrated Extract Volume: 1000 (µL) Date Analyzed: 10/15/07

Injection Volume: 2 (µL) Dilution Factor: 1.00

GPC Cleanup: (Y/N) N pH: 7.0 Extraction: (Type) PFEX

CAS NO.	COMPOUND	CONCENTRATION UNITS: (µg/L or µg/Kg) UG/KG	Q
108-95-2	Phenol	380	U
111-44-4	Bis(2-chloroethyl)ether	380	U
95-57-8	2-Chlorophenol	380	U
541-73-1	1,3-Dichlorobenzene	380	U
106-46-7	1,4-Dichlorobenzene	380	U
95-50-1	1,2-Dichlorobenzene	380	U
95-48-7	2-Methylphenol	380	U
108-60-1	2,2'-oxybis(1-chloropropane)	380	U
106-44-5	4-Methylphenol	380	U
621-64-7	N-Nitroso-di-n-propylamine	380	U
67-72-1	Hexachloroethane	380	U
98-95-3	Nitrobenzene	380	U
78-59-1	Isophorone	380	U
88-75-5	2-Nitrophenol	380	U
105-67-9	2,4-Dimethylphenol	380	U
111-91-1	Bis(2-chloroethoxy)methane	380	U
120-83-2	2,4-Dichlorophenol	380	U
120-82-1	1,2,4-Trichlorobenzene	380	U
91-20-3	Naphthalene	380	U
106-47-8	4-Chloroaniline	380	U
87-68-3	Hexachlorobutadiene	380	U
59-50-7	4-Chloro-3-methylphenol	380	U
91-57-6	2-Methylnaphthalene	380	U
77-47-4	Hexachlorocyclopentadiene	380	U
88-06-2	2,4,6-Trichlorophenol	380	U
95-95-4	2,4,5-Trichlorophenol	960	U
91-58-7	2-Chloronaphthalene	380	U
88-74-4	2-Nitroaniline	960	U
131-11-3	Dimethylphthalate	380	U
208-96-8	Acenaphthylene	380	U
606-20-2	2,6-Dinitrotoluene	380	U
99-09-2	3-Nitroaniline	960	U
83-32-9	Acenaphthene	380	U
51-28-5	2,4-Dinitrophenol	960	U
100-02-7	4-Nitrophenol	960	U
132-64-9	Dibenzofuran	380	U

PSS114 S110

1D

SEMIVOLATILE ORGANICS ANALYSIS DATA SHEET

EPA SAMPLE NO.

SB-8WA(5-6)

Lab Name: H2M LABS, INC. Contract: _____

Lab Code: 10478 Case No.: KEY-PSS SAS No.: _____ SDG No.: PSS114

Matrix: (soil/water) SOIL Lab Sample ID: 0711443-004B

Sample wt/vol: 15 (g/mL) G Lab File ID: 7\N22144.D

Level: (low/med) LOW Date Received: 10/02/07

% Moisture: 13.5 Decanted: (Y/N) N Date Extracted: 10/08/07

Concentrated Extract Volume: 1000 (µL) Date Analyzed: 10/15/07

Injection Volume: 2 (µL) Dilution Factor: 1.00

GPC Cleanup: (Y/N) N pH: 7.0 Extraction: (Type) PFEX

CAS NO.	COMPOUND	CONCENTRATION UNITS: (µg/L or µg/Kg) UG/KG	Q
121-14-2	2,4-Dinitrotoluene	380	U
84-66-2	Diethylphthalate	380	U
7005-72-3	4-Chlorophenyl-phenylether	380	U
86-73-7	Fluorene	380	U
100-01-6	4-Nitroaniline	960	U
534-52-1	4,6-Dinitro-2-methylphenol	960	U
86-30-6	N-Nitrosodiphenylamine	380	U
101-55-3	4-Bromophenyl-phenylether	380	U
118-74-1	Hexachlorobenzene	380	U
87-86-5	Pentachlorophenol	960	U
85-01-8	Phenanthrene	380	U
120-12-7	Anthracene	380	U
86-74-8	Carbazole	380	U
84-74-2	Di-n-butyl phthalate	380	U
206-44-0	Fluoranthene	380	U
129-00-0	Pyrene	380	U
85-68-7	Butyl benzyl phthalate	380	U
91-94-1	3,3'-Dichlorobenzidine	380	U
56-55-3	Benzo(a)anthracene	380	U
218-01-9	Chrysene	380	U
117-81-7	Bis(2-ethylhexyl)phthalate	380	U
117-84-0	Di-n-octyl phthalate	380	U
205-99-2	Benzo(b)fluoranthene	380	U
207-08-9	Benzo(k)fluoranthene	380	U
50-32-8	Benzo(a)pyrene	380	U
193-39-5	Indeno(1,2,3-cd)pyrene	380	U
53-70-3	Dibenzo(a,h)anthracene	380	U
191-24-2	Benzo(g,h,i)perylene	380	U

(1) Cannot be separated from Diphenylamine

PSS114 S111

1G

SEMIVOLATILE ORGANICS ANALYSIS DATA SHEET
TENTATIVELY IDENTIFIED COMPOUNDS

EPA SAMPLE NO.

SB-8WA(5-6)

Lab Name: H2M LABS, INC. Contract: ____

Lab Code: 10478 Case No.: KEY-PSS SAS No.: ____ SDG No.: PSS114

Matrix: (soil/water) SOIL Lab Sample ID: 0711443-004B

Sample wt/vol: 15 (g/mL) G Lab File ID: 7N22144.D

Level: (low/med) LOW Date Received: 10/02/07

% Moisture: 13.5 Decanted:(Y/N) N Date Extracted: 10/08/07

Concentrated Extract Volume: 1000 (µl) Date Analyzed: 10/15/07

Injection Volume: 2 (µl) Dilution Factor: 1.00

GPC Cleanup: (Y/N) N pH: 7.0 Extraction: (Type) PFEX

CONCENTRATION UNITS:
(µg/L or µg/Kg) UG/KG

Number TICs found: 0

CAS NUMBER	COMPOUND NAME	RT	EST.CONC.	Q

PSS114 S112

1E

PESTICIDE ORGANICS ANALYSIS DATA SHEET

EPA SAMPLE NO.

8WA (5-6)

Lab Name: H2M LABS, INC. Contract: _____

Lab Code: 10478 Case No.: KEY-PSS SAS No.: _____ SDG No.: PSS114

Matrix: (soil/water) SOIL Lab Sample ID: 0711443-004B

Sample wt/vol: 15 (g/mL) G Lab File ID: a00650.raw

% Moisture: 13.5 Decanted: (Y/N) N Date Received: 10/02/07

Extraction: (Type) PFEX Date Extracted: 10/04/07

Concentrated Extract Volume: 5000 (uL) Date Analyzed: 10/06/07

Injection Volume: 0.5 (uL) Dilution Factor: 1.00

GPC Cleanup: (Y/N) N pH: 6.0 Sulfur Cleanup: (Y/N) Y

CAS NO	COMPOUND	CONCENTRATION UNITS: (µg/L or µg/Kg) UG/KG	Q
12674-11-2	Aroclor 1016	38	U
11104-28-2	Aroclor 1221	77	U
11141-16-5	Aroclor 1232	38	U
53469-21-9	Aroclor 1242	38	U
12672-29-6	Aroclor 1248	38	U
11097-69-1	Aroclor 1254	38	U
11096-82-5	Aroclor 1260	38	U

PSS114 S113

U.S. EPA - CLP

1

INORGANIC ANALYSIS DATA SHEET

EPA SAMPLE NO

GPESB-8WA (5-6)

Lab Name: H2M LABS, INC.

Lab Code: 10478 Case No. SAS No.: SDG No.: PSS114

Matrix (soil/water): SOIL Lab Sample ID: 0711443-004

Level (low/med): LOW Date Received: 10/2/2007

% Solids: 86.5

Concentration Units (ug/L or mg/kg dry weight): MG/KG

CAS No.	Analyte	Concentration	C	Q	M
7440-38-2	Arsenic	3.2			P
7440-39-3	Barium	36.7		E	P
7440-43-9	Cadmium	0.037	U		P
7440-47-3	Chromium	25.8		E	P
57-12-5	Cyanide	0.58	U		CA
7439-92-1	Lead	16.3			P
7439-97-6	Mercury	0.12			CV
7782-49-2	Selenium	0.28	U	N	P
7440-22-4	Silver	0.12	B	N	P

Color Before: BROWN Clarity Before: Texture: MEDIUM

Color After: YELLOW Clarity After: CLEAR Artifacts:

Comments:

Date Reported: 10/18/2007

PSS114 S114

1A

VOLATILE ORGANICS ANALYSIS DATA SHEET

EPA SAMPLE NO.

8WA (15.5-16)

Lab Name: H2M LABS, INC. Contract: _____

Lab Code: 10478 Case No.: KEY-PSS SAS No.: _____ SDG No.: PSS114

Matrix: (soil/water) SOIL Lab Sample ID: 0711443-005A

Sample wt/vol: 5 (g/mL) G Lab File ID: 7\P37982.D

Level: (low/med) LOW Date Received: 10/02/07

% Moisture: not dec. 22.3 Date Analyzed: 10/04/07

GC Column: R-502.2 ID: .53 (mm) Dilution Factor: 1.00

Soil Extract Volume: _____ (µL) Soil Aliquot Volume _____ (µL)

CAS NO.	COMPOUND	CONCENTRATION UNITS: (µg/L or µg/Kg) UG/KG	Q
74-87-3	Chloromethane	13	U
74-83-9	Bromomethane	13	U
75-01-4	Vinyl chloride	13	U
75-00-3	Chloroethane	13	U
75-09-2	Methylene chloride	8	BJ
67-64-1	Acetone	13	U
75-35-4	1,1-Dichloroethene	13	U
75-15-0	Carbon disulfide	13	U
75-34-3	1,1-Dichloroethane	13	U
540-59-0	1,2-Dichloroethene (total)	13	U
67-66-3	Chloroform	13	U
107-06-2	1,2-Dichloroethane	13	U
78-93-3	2-Butanone	13	U
71-55-6	1,1,1-Trichloroethane	13	U
56-23-5	Carbon tetrachloride	13	U
75-27-4	Bromodichloromethane	13	U
78-87-5	1,2-Dichloropropane	13	U
10061-01-5	cis-1,3-Dichloropropene	13	U
79-01-6	Trichloroethene	13	U
124-48-1	Dibromochloromethane	13	U
79-00-5	1,1,2-Trichloroethane	13	U
71-43-2	Benzene	13	U
10061-02-6	trans-1,3-Dichloropropene	13	U
75-25-2	Bromoform	13	U
108-10-1	4-Methyl-2-pentanone	13	U
591-78-6	2-Hexanone	13	U
127-18-4	Tetrachloroethene	13	U
79-34-5	1,1,2,2-Tetrachloroethane	13	U
108-88-3	Toluene	13	U
108-90-7	Chlorobenzene	13	U
100-41-4	Ethylbenzene	13	U
100-42-5	Styrene	13	U
1330-20-7	Xylene (total)	13	U

PSS114 S115

1F

VOLATILE ORGANICS ANALYSIS DATA SHEET

TENTATIVELY IDENTIFIED COMPOUNDS

EPA SAMPLE NO.

8WA (15.5-16)

Contract: _____

Lab Name: H2M LABS, INC.

Lab Code: 10478 Case No.: KEY-PSS SAS No.: _____ SDG No.: PSS114

Matrix: (soil/water) SOIL Lab Sample ID: 0711443-005A

Sample wt/vol: 5 (g/mL) G Lab File ID: 7\P37982.D

Level: (low/med) LOW Date Received: 10/02/07

% Moisture: not dec. 22.3 Date Analyzed: 10/04/07

GC Column: R-502.2 ID: .53 (mm) Dilution Factor: 1.00

Soil Extract Volume: (µl) Soil Aliquot Volume: 0 (µL)

CONCENTRATION UNITS:

(µg/L or µg/Kg) UG/KG

Number TICs found: 2

CAS NUMBER	COMPOUND NAME	RT	EST.CONC.	Q
1.	unknown siloxane (18.81)	18.81	8	JX
2.	unknown siloxane (21.34)	21.34	16	BJX

1C

SEMIVOLATILE ORGANICS ANALYSIS DATA SHEET

EPA SAMPLE NO.

SB-8WA(15.5-16)

Lab Name: H2M LABS, INC. Contract: _____

Lab Code: 10478 Case No.: KEY-PSS SAS No.: _____ SDG No.: PSS114

Matrix: (soil/water) SOIL Lab Sample ID: 0711443-005B

Sample wt/vol: 15 (g/mL) G Lab File ID: 7\N22147.D

Level: (low/med) LOW Date Received: 10/02/07

% Moisture: 22.3 Decanted: (Y/N) N Date Extracted: 10/08/07

Concentrated Extract Volume: 1000 (µL) Date Analyzed: 10/15/07

Injection Volume: 2 (µL) Dilution Factor: 1.00

GPC Cleanup: (Y/N) N pH: 7.0 Extraction: (Type) PFEX

CAS NO.	COMPOUND	CONCENTRATION UNITS: (µg/L or µg/Kg) UG/KG	Q
108-95-2	Phenol	420	U
111-44-4	Bis(2-chloroethyl)ether	420	U
95-57-8	2-Chlorophenol	420	U
541-73-1	1,3-Dichlorobenzene	420	U
106-46-7	1,4-Dichlorobenzene	420	U
95-50-1	1,2-Dichlorobenzene	420	U
95-48-7	2-Methylphenol	420	U
108-60-1	2,2'-oxybis(1-chloropropane)	420	U
106-44-5	4-Methylphenol	420	U
621-64-7	N-Nitroso-di-n-propylamine	420	U
67-72-1	Hexachloroethane	420	U
98-95-3	Nitrobenzene	420	U
78-59-1	Isophorone	420	U
88-75-5	2-Nitrophenol	420	U
105-67-9	2,4-Dimethylphenol	420	U
111-91-1	Bis(2-chloroethoxy)methane	420	U
120-83-2	2,4-Dichlorophenol	420	U
120-82-1	1,2,4-Trichlorobenzene	420	U
91-20-3	Naphthalene	310	J
106-47-8	4-Chloroaniline	420	U
87-68-3	Hexachlorobutadiene	420	U
59-50-7	4-Chloro-3-methylphenol	420	U
91-57-6	2-Methylnaphthalene	820	
77-47-4	Hexachlorocyclopentadiene	420	U
88-06-2	2,4,6-Trichlorophenol	420	U
95-95-4	2,4,5-Trichlorophenol	1100	U
91-58-7	2-Chloronaphthalene	420	U
88-74-4	2-Nitroaniline	1100	U
131-11-3	Dimethylphthalate	420	U
208-96-8	Acenaphthylene	420	U
606-20-2	2,6-Dinitrotoluene	420	U
99-09-2	3-Nitroaniline	1100	U
83-32-9	Acenaphthene	1900	
51-28-5	2,4-Dinitrophenol	1100	U
100-02-7	4-Nitrophenol	1100	U
132-64-9	Dibenzofuran	1100	

PSS114 S117

1D

SEMIVOLATILE ORGANICS ANALYSIS DATA SHEET

EPA SAMPLE NO.

SB-8WA(15.5-16)

Lab Name: H2M LABS, INC. Contract: _____

Lab Code: 10478 Case No.: KEY-PSS SAS No.: _____ SDG No.: PSS114

Matrix: (soil/water) SOIL Lab Sample ID: 0711443-005B

Sample wt/vol: 15 (g/mL) G Lab File ID: 7\N22147.D

Level: (low/med) LOW Date Received: 10/02/07

% Moisture: 22.3 Decanted:(Y/N) N Date Extracted: 10/08/07

Concentrated Extract Volume: 1000 (µL) Date Analyzed: 10/15/07

Injection Volume: 2 (µL) Dilution Factor: 1.00

GPC Cleanup: (Y/N) N pH: 7.0 Extraction: (Type) PFEX

CAS NO.	COMPOUND	CONCENTRATION UNITS: (µg/L or µg/Kg) UG/KG	Q
121-14-2	2,4-Dinitrotoluene	420	U
84-66-2	Diethylphthalate	420	U
7005-72-3	4-Chlorophenyl-phenylether	420	U
86-73-7	Fluorene	1100	
100-01-6	4-Nitroaniline	1100	U
534-52-1	4,6-Dinitro-2-methylphenol	1100	U
86-30-6	N-Nitrosodiphenylamine	420	U
101-55-3	4-Bromophenyl-phenylether	420	U
118-74-1	Hexachlorobenzene	420	U
87-86-5	Pentachlorophenol	1100	U
85-01-8	Phenanthrene	3300	
120-12-7	Anthracene	340	J
86-74-8	Carbazole	1000	
84-74-2	Di-n-butyl phthalate	420	U
206-44-0	Fluoranthene	560	
129-00-0	Pyrene	420	
85-68-7	Butyl benzyl phthalate	420	U
91-94-1	3,3'-Dichlorobenzidine	420	U
56-55-3	Benzo(a)anthracene	420	U
218-01-9	Chrysene	420	U
117-81-7	Bis(2-ethylhexyl)phthalate	420	U
117-84-0	Di-n-octyl phthalate	420	U
205-99-2	Benzo(b)fluoranthene	420	U
207-08-9	Benzo(k)fluoranthene	420	U
50-32-8	Benzo(a)pyrene	420	U
193-39-5	Indeno(1,2,3-cd)pyrene	420	U
53-70-3	Dibenzo(a,h)anthracene	420	U
191-24-2	Benzo(g,h,i)perylene	420	U

(1) Cannot be separated from Diphenylamine

PSS114 S118

1G

SEMIVOLATILE ORGANICS ANALYSIS DATA SHEET
TENTATIVELY IDENTIFIED COMPOUNDS

EPA SAMPLE NO.

SB-8WA(15.5-16)

Lab Name: H2M LABS, INC. Contract: ____

Lab Code: 10478 Case No.: KEY-PSS SAS No.: ____ SDG No.: PSS114

Matrix: (soil/water) SOIL Lab Sample ID: 0711443-005B

Sample wt/vol: 15 (g/mL) G Lab File ID: 7\N22147.D

Level: (low/med) LOW Date Received: 10/02/07

% Moisture: 22.3 Decanted:(Y/N) N Date Extracted: 10/08/07

Concentrated Extract Volume: 1000 (µl) Date Analyzed: 10/15/07

Injection Volume: 2 (µl) Dilution Factor: 1.00

GPC Cleanup: (Y/N) N pH: 7.0 Extraction: (Type) PFEX

CONCENTRATION UNITS:
(µg/L or µg/Kg) UG/KG

Number TICs found: 7

CAS NUMBER	COMPOUND NAME	RT	EST.CONC.	Q
1. 000090-12-0	Naphthalene, 1-methyl-	8.88	730	JN
2.	dimethyl naphthalene isomer (9.86)	9.86	240	J
3.	dimethyl naphthalene isomer (10.01)	10.01	280	J
4.	dimethyl naphthalene isomer (10.06)	10.06	180	J
5. 000132-65-0	Dibenzothiophene	13.17	210	JN
6.	substituted PNA (14.08)	14.08	240	J
7.	substituted PNA (15.22)	15.22	180	J

PSS114 S119

1E

PESTICIDE ORGANICS ANALYSIS DATA SHEET

EPA SAMPLE NO.

8WA (15.5-16)

Lab Name: H2M LABS, INC. Contract: _____

Lab Code: 10478 Case No.: KEY-PSS SAS No.: _____ SDG No.: PSS114

Matrix: (soil/water) SOIL Lab Sample ID: 0711443-005B

Sample wt/vol: 15 (g/mL) G Lab File ID: a00651.raw

% Moisture: 22.3 Decanted: (Y/N) N Date Received: 10/02/07

Extraction: (Type) PFEX Date Extracted: 10/04/07

Concentrated Extract Volume: 5000 (uL) Date Analyzed: 10/06/07

Injection Volume: 0.5 (uL) Dilution Factor: 1.00

GPC Cleanup: (Y/N) N pH: 7.0 Sulfur Cleanup: (Y/N) Y

CAS NO	COMPOUND	CONCENTRATION UNITS: (µg/L or µg/Kg) UG/KG	Q
12674-11-2	Aroclor 1016	42	U
11104-28-2	Aroclor 1221	86	U
11141-16-5	Aroclor 1232	42	U
53469-21-9	Aroclor 1242	42	U
12672-29-6	Aroclor 1248	42	U
11097-69-1	Aroclor 1254	42	U
11096-82-5	Aroclor 1260	42	U

U.S. EPA - CLP

1

INORGANIC ANALYSIS DATA SHEET

EPA SAMPLE NO

GPESB-8WA (15.5-16)

Lab Name: H2M LABS, INC.

Lab Code: 10478 Case No. SAS No.: SDG No.: PSS114

Matrix (soil/water): SOIL Lab Sample ID: 0711443-005

Level (low/med): LOW Date Received: 10/2/2007

% Solids: 77.7

Concentration Units (ug/L or mg/kg dry weight): MG/KG

CAS No.	Analyte	Concentration	C	Q	M
7440-38-2	Arsenic	5.2			P
7440-39-3	Barium	97.4		E	P
7440-43-9	Cadmium	0.042	U		P
7440-47-3	Chromium	67.7		E	P
57-12-5	Cyanide	13.1			CA
7439-92-1	Lead	677			P
7439-97-6	Mercury	0.62			CV
7782-49-2	Selenium	0.31	U	N	P
7440-22-4	Silver	0.26	B	N	P

Color Before: BROWN Clarity Before: Texture: MEDIUM

Color After: YELLOW Clarity After: CLEAR Artifacts:

Comments:

Date Reported: 10/18/2007

PSS114 S121

FORM I - IN

ILM04.1

1A

VOLATILE ORGANICS ANALYSIS DATA SHEET

EPA SAMPLE NO.

8WA (21.5-22.5)

Lab Name: H2M LABS, INC. Contract: _____

Lab Code: 10478 Case No.: KEY-PSS SAS No.: _____ SDG No.: PSS114

Matrix: (soil/water) SOIL Lab Sample ID: 0711443-006A

Sample wt/vol: 5 (g/mL) G Lab File ID: 7\P37983.D

Level: (low/med) LOW Date Received: 10/02/07

% Moisture: not dec. 57.6 Date Analyzed: 10/04/07

GC Column: R-502.2 ID: .53 (mm) Dilution Factor: 1.00

Soil Extract Volume: _____ (µL) Soil Aliquot Volume _____ (µL)

CONCENTRATION UNITS:

CAS NO.	COMPOUND	(µg/L or µg/Kg) UG/KG	Q
74-87-3	Chloromethane	24	U
74-83-9	Bromomethane	24	U
75-01-4	Vinyl chloride	24	U
75-00-3	Chloroethane	24	U
75-09-2	Methylene chloride	19	BJ
67-64-1	Acetone	310	
75-35-4	1,1-Dichloroethene	24	U
75-15-0	Carbon disulfide	5	J
75-34-3	1,1-Dichloroethane	24	U
540-59-0	1,2-Dichloroethene (total)	24	U
67-66-3	Chloroform	24	U
107-06-2	1,2-Dichloroethane	24	U
78-93-3	2-Butanone	95	
71-55-6	1,1,1-Trichloroethane	24	U
56-23-5	Carbon tetrachloride	24	U
75-27-4	Bromodichloromethane	24	U
78-87-5	1,2-Dichloropropane	24	U
10061-01-5	cis-1,3-Dichloropropene	24	U
79-01-6	Trichloroethene	24	U
124-48-1	Dibromochloromethane	24	U
79-00-5	1,1,2-Trichloroethane	24	U
71-43-2	Benzene	24	U
10061-02-6	trans-1,3-Dichloropropene	24	U
75-25-2	Bromoform	24	U
108-10-1	4-Methyl-2-pentanone	24	U
591-78-6	2-Hexanone	24	U
127-18-4	Tetrachloroethene	24	U
79-34-5	1,1,2,2-Tetrachloroethane	24	U
108-88-3	Toluene	24	U
108-90-7	Chlorobenzene	24	U
100-41-4	Ethylbenzene	24	U
100-42-5	Styrene	24	U
1330-20-7	Xylene (total)	8	J

PSS114 S122

1F

VOLATILE ORGANICS ANALYSIS DATA SHEET

TENTATIVELY IDENTIFIED COMPOUNDS

EPA SAMPLE NO.

8WA (21.5-22.5)

Lab Name: H2M LABS, INC. Contract: _____

Lab Code: 10478 Case No.: KEY-PSS SAS No.: _____ SDG No.: PSS114

Matrix: (soil/water) SOIL Lab Sample ID: 0711443-006A

Sample wt/vol: 5 (g/mL) G Lab File ID: 7\P37983.D

Level: (low/med) LOW Date Received: 10/02/07

% Moisture: not dec. 57.6 Date Analyzed: 10/04/07

GC Column: R-502.2 ID: .53 (mm) Dilution Factor: 1.00

Soil Extract Volume: (µl) Soil Aliquot Volume: 0 (µL)

CONCENTRATION UNITS:

Number TICs found: 8 (µg/L or µg/Kg) UG/KG

CAS NUMBER	COMPOUND NAME	RT	EST.CONC.	Q
1.	c3-subs_benzene (18.43)	18.43	58	J
2.	c4-subs_benzene (19.49)	19.49	63	J
3.	c3-subs_benzene (19.77)	19.77	240	J
4.	c4-subs_benzene (20.68)	20.68	71	J
5.	c4-subs_benzene (20.79)	20.79	77	J
6.	c4-subs_benzene (21.35)	21.35	61	J
7.	unknown	22.35	64	J
8. 000090-12-0	Naphthalene, 1-methyl-	24.86	370	JN

PSS114 S123

1C

SEMIVOLATILE ORGANICS ANALYSIS DATA SHEET

EPA SAMPLE NO.

SB-8WA(21.5-22.5)

Lab Name: H2M LABS, INC. Contract: _____

Lab Code: 10478 Case No.: KEY-PSS SAS No.: _____ SDG No.: PSS114

Matrix: (soil/water) SOIL Lab Sample ID: 0711443-006B

Sample wt/vol: 15 (g/mL) G Lab File ID: 7\N22145.D

Level: (low/med) LOW Date Received: 10/02/07

% Moisture: 57.6 Decanted:(Y/N) N Date Extracted: 10/08/07

Concentrated Extract Volume: 1000 (µL) Date Analyzed: 10/15/07

Injection Volume: 2 (µL) Dilution Factor: 1.00

GPC Cleanup: (Y/N) N pH: 7.0 Extraction: (Type) PFEX

CONCENTRATION UNITS:

CAS NO.	COMPOUND	(µg/L or µg/Kg) UG/KG	Q
108-95-2	Phenol	780	U
111-44-4	Bis(2-chloroethyl)ether	780	U
95-57-8	2-Chlorophenol	780	U
541-73-1	1,3-Dichlorobenzene	780	U
106-46-7	1,4-Dichlorobenzene	780	U
95-50-1	1,2-Dichlorobenzene	780	U
95-48-7	2-Methylphenol	780	U
108-60-1	2,2'-oxybis(1-chloropropane)	780	U
106-44-5	4-Methylphenol	780	U
621-64-7	N-Nitroso-di-n-propylamine	780	U
67-72-1	Hexachloroethane	780	U
98-95-3	Nitrobenzene	780	U
78-59-1	Isophorone	780	U
88-75-5	2-Nitrophenol	780	U
105-67-9	2,4-Dimethylphenol	780	U
111-91-1	Bis(2-chloroethoxy)methane	780	U
120-83-2	2,4-Dichlorophenol	780	U
120-82-1	1,2,4-Trichlorobenzene	780	U
91-20-3	Naphthalene	780	U
106-47-8	4-Chloroaniline	780	U
87-68-3	Hexachlorobutadiene	780	U
59-50-7	4-Chloro-3-methylphenol	780	U
91-57-6	2-Methylnaphthalene	780	U
77-47-4	Hexachlorocyclopentadiene	780	U
88-06-2	2,4,6-Trichlorophenol	780	U
95-95-4	2,4,5-Trichlorophenol	2000	U
91-58-7	2-Chloronaphthalene	780	U
88-74-4	2-Nitroaniline	2000	U
131-11-3	Dimethylphthalate	780	U
208-96-8	Acenaphthylene	780	U
606-20-2	2,6-Dinitrotoluene	780	U
99-09-2	3-Nitroaniline	2000	U
83-32-9	Acenaphthene	780	U
51-28-5	2,4-Dinitrophenol	2000	U
100-02-7	4-Nitrophenol	2000	U
132-64-9	Dibenzofuran	780	U

PSS114 S124

1D

SEMIVOLATILE ORGANICS ANALYSIS DATA SHEET

EPA SAMPLE NO.

SB-8WA(21.5-22.5)

Lab Name: H2M LABS, INC. Contract: _____

Lab Code: 10478 Case No.: KEY-PSS SAS No.: _____ SDG No.: PSS114

Matrix: (soil/water) SOIL Lab Sample ID: 0711443-006B

Sample wt/vol: 15 (g/mL) G Lab File ID: 7\N22145.D

Level: (low/med) LOW Date Received: 10/02/07

% Moisture: 57.6 Decanted: (Y/N) N Date Extracted: 10/08/07

Concentrated Extract Volume: 1000 (µL) Date Analyzed: 10/15/07

Injection Volume: 2 (µL) Dilution Factor: 1.00

GPC Cleanup: (Y/N) N pH: 7.0 Extraction: (Type) PFEX

CAS NO.	COMPOUND	CONCENTRATION UNITS: (µg/L or µg/Kg) UG/KG	Q
121-14-2	2,4-Dinitrotoluene	780	U
84-66-2	Diethylphthalate	780	U
7005-72-3	4-Chlorophenyl-phenylether	780	U
86-73-7	Fluorene	780	U
100-01-6	4-Nitroaniline	2000	U
534-52-1	4,6-Dinitro-2-methylphenol	2000	U
86-30-6	N-Nitrosodiphenylamine	780	U
101-55-3	4-Bromophenyl-phenylether	780	U
118-74-1	Hexachlorobenzene	780	U
87-86-5	Pentachlorophenol	2000	U
85-01-8	Phenanthrene	780	U
120-12-7	Anthracene	780	U
86-74-8	Carbazole	780	U
84-74-2	Di-n-butyl phthalate	780	U
206-44-0	Fluoranthene	780	U
129-00-0	Pyrene	780	U
85-68-7	Butyl benzyl phthalate	780	U
91-94-1	3,3'-Dichlorobenzidine	780	U
56-55-3	Benzo(a)anthracene	780	U
218-01-9	Chrysene	780	U
117-81-7	Bis(2-ethylhexyl)phthalate	780	U
117-84-0	Di-n-octyl phthalate	780	U
205-99-2	Benzo(b)fluoranthene	780	U
207-08-9	Benzo(k)fluoranthene	780	U
50-32-8	Benzo(a)pyrene	780	U
193-39-5	Indeno(1,2,3-cd)pyrene	780	U
53-70-3	Dibenzo(a,h)anthracene	780	U
191-24-2	Benzo(g,h,i)perylene	780	U

(1) Cannot be separated from Diphenylamine

PSS114 S125

1G

SEMIVOLATILE ORGANICS ANALYSIS DATA SHEET
TENTATIVELY IDENTIFIED COMPOUNDS

EPA SAMPLE NO.

SB-8WA(21.5-22.5)

Lab Name: H2M LABS, INC. Contract: ____

Lab Code: 10478 Case No.: KEY-PSS SAS No.: ____ SDG No.: PSS114

Matrix: (soil/water) SOIL Lab Sample ID: 0711443-006B

Sample wt/vol: 15 (g/mL) G Lab File ID: 7\N22145.D

Level: (low/med) LOW Date Received: 10/02/07

% Moisture: 57.6 Decanted:(Y/N) N Date Extracted: 10/08/07

Concentrated Extract Volume: 1000 (µl) Date Analyzed: 10/15/07

Injection Volume: 2 (µl) Dilution Factor: 1.00

GPC Cleanup: (Y/N) N pH: 7.0 Extraction: (Type) PFEX

CONCENTRATION UNITS:
(µg/L or µg/Kg) UG/KG

Number TICs found: 4

CAS NUMBER	COMPOUND NAME	RT	EST.CONC.	Q
1.	unknown (15.86)	15.86	470	J
2.	(DEL) Alkane: Straight-Chain	16.43	360	J
3.	unknown (19.53)	19.53	820	J
4.	unknown (19.99)	19.99	470	J
5.	unknown (21.45)	21.45	360	J

PSS114 S126

1E

PESTICIDE ORGANICS ANALYSIS DATA SHEET

EPA SAMPLE NO.

8WA (21.5-22.5)

Lab Name: H2M LABS, INC. Contract: _____

Lab Code: 10478 Case No.: KEY-PSS SAS No.: _____ SDG No.: PSS114

Matrix: (soil/water) SOIL Lab Sample ID: 0711443-006B

Sample wt/vol: 15 (g/mL) G Lab File ID: a00652.raw

% Moisture: 57.6 Decanted: (Y/N) N Date Received: 10/02/07

Extraction: (Type) PFEX Date Extracted: 10/04/07

Concentrated Extract Volume: 5000 (uL) Date Analyzed: 10/06/07

Injection Volume: 0.5 (uL) Dilution Factor: 1.00

GPC Cleanup: (Y/N) N pH: 7.0 Sulfur Cleanup: (Y/N) Y

CAS NO	COMPOUND	CONCENTRATION UNITS: (µg/L or µg/Kg) UG/KG	Q
12674-11-2	Aroclor 1016	78	U
11104-28-2	Aroclor 1221	160	U
11141-16-5	Aroclor 1232	78	U
53469-21-9	Aroclor 1242	78	U
12672-29-6	Aroclor 1248	78	U
11097-69-1	Aroclor 1254	78	U
11096-82-5	Aroclor 1260	78	U

PSS114 S127

U.S. EPA - CLP

1

INORGANIC ANALYSIS DATA SHEET

EPA SAMPLE NO

GPESB-8WA (21.5-22.5)

Lab Name: H2M LABS, INC.

Lab Code: 10478 Case No. SAS No.: SDG No.: PSS114

Matrix (soil/water): SOIL Lab Sample ID: 0711443-006

Level (low/med): LOW Date Received: 10/2/2007

% Solids: 42.4

Concentration Units (ug/L or mg/kg dry weight): MG/KG

CAS No.	Analyte	Concentration	C	Q	M
7440-38-2	Arsenic	3.7			P
7440-39-3	Barium	238		E	P
7440-43-9	Cadmium	0.52	B		P
7440-47-3	Chromium	30.5		E	P
57-12-5	Cyanide	1.2	U		CA
7439-92-1	Lead	7.6			P
7439-97-6	Mercury	0.051	B		CV
7782-49-2	Selenium	0.69	B	N	P
7440-22-4	Silver	0.20	B	N	P

Color Before: BROWN Clarity Before: Texture: MEDIUM

Color After: YELLOW Clarity After: CLEAR Artifacts:

Comments:

Date Reported: 10/18/2007

PSS114 S128

1A

VOLATILE ORGANICS ANALYSIS DATA SHEET

EPA SAMPLE NO.

TB100207

Lab Name: H2M LABS, INC. Contract: _____

Lab Code: 10478 Case No.: KEY-PSS SAS No.: _____ SDG No.: PSS114

Matrix: (soil/water) WATER Lab Sample ID: 0711443-007A

Sample wt/vol: 5 (g/mL) ML Lab File ID: A\A56332.D

Level: (low/med) LOW Date Received: 10/02/07

% Moisture: not dec. Date Analyzed: 10/07/07

GC Column: ZB-624 ID: .18 (mm) Dilution Factor: 1.00

Soil Extract Volume: _____ (µL) Soil Aliquot Volume _____ (µL)

CONCENTRATION UNITS:

CAS NO.	COMPOUND	(µg/L or µg/Kg) UG/L	Q
74-87-3	Chloromethane	10	U
74-83-9	Bromomethane	10	U
75-01-4	Vinyl chloride	10	U
75-00-3	Chloroethane	10	U
75-09-2	Methylene chloride	10	U
67-64-1	Acetone	10	U
75-35-4	1,1-Dichloroethene	10	U
75-15-0	Carbon disulfide	10	U
75-34-3	1,1-Dichloroethane	10	U
540-59-0	1,2-Dichloroethene (total)	10	U
67-66-3	Chloroform	10	U
107-06-2	1,2-Dichloroethane	10	U
78-93-3	2-Butanone	10	U
71-55-6	1,1,1-Trichloroethane	10	U
56-23-5	Carbon tetrachloride	10	U
75-27-4	Bromodichloromethane	10	U
78-87-5	1,2-Dichloropropane	10	U
10061-01-5	cis-1,3-Dichloropropene	10	U
79-01-6	Trichloroethene	10	U
124-48-1	Dibromochloromethane	10	U
79-00-5	1,1,2-Trichloroethane	10	U
71-43-2	Benzene	10	U
10061-02-6	trans-1,3-Dichloropropene	10	U
75-25-2	Bromoform	10	U
108-10-1	4-Methyl-2-pentanone	10	U
591-78-6	2-Hexanone	10	U
127-18-4	Tetrachloroethene	10	U
79-34-5	1,1,2,2-Tetrachloroethane	10	U
108-88-3	Toluene	10	U
108-90-7	Chlorobenzene	10	U
100-41-4	Ethylbenzene	10	U
100-42-5	Styrene	10	U
1330-20-7	Xylene (total)	10	U

PSS114 S129

1F

VOLATILE ORGANICS ANALYSIS DATA SHEET

TENTATIVELY IDENTIFIED COMPOUNDS

EPA SAMPLE NO.

TB100207

Lab Name: H2M LABS, INC. Contract: _____

Lab Code: 10478 Case No.: KEY-PSS SAS No.: _____ SDG No.: PSS114

Matrix: (soil/water) WATER Lab Sample ID: 0711443-007A

Sample wt/vol: 5 (g/mL) ML Lab File ID: A\A56332.D

Level: (low/med) LOW Date Received: 10/02/07

% Moisture: not dec. Date Analyzed: 10/07/07

GC Column: ZB-624 ID: .18 (mm) Dilution Factor: 1.00

Soil Extract Volume: (µl) Soil Aliquot Volume: 0 (µL)

CONCENTRATION UNITS:

Number TICs found: 0 (µg/L or µg/Kg) UG/L

CAS NUMBER	COMPOUND NAME	RT	EST.CONC.	Q

PSS114 S130

1A

VOLATILE ORGANICS ANALYSIS DATA SHEET

EPA SAMPLE NO.

6WA (0.5-2')

Lab Name: H2M LABS, INC. Contract: _____

Lab Code: 10478 Case No.: KEY-PSS SAS No.: _____ SDG No.: PSS114

Matrix: (soil/water) SOIL Lab Sample ID: 0711565-001A

Sample wt/vol: 5 (g/mL) G Lab File ID: 7\P38007.D

Level: (low/med) LOW Date Received: 10/04/07

% Moisture: not dec. 10.2 Date Analyzed: 10/05/07

GC Column: R-502.2 ID: .53 (mm) Dilution Factor: 1.00

Soil Extract Volume: _____ (µL) Soil Aliquot Volume _____ (µL)

CONCENTRATION UNITS:

CAS NO.	COMPOUND	(µg/L or µg/Kg) UG/KG	Q
74-87-3	Chloromethane	11	U
74-83-9	Bromomethane	11	U
75-01-4	Vinyl chloride	11	U
75-00-3	Chloroethane	11	U
75-09-2	Methylene chloride	7	J
67-64-1	Acetone	11	U
75-35-4	1,1-Dichloroethene	11	U
75-15-0	Carbon disulfide	11	U
75-34-3	1,1-Dichloroethane	11	U
540-59-0	1,2-Dichloroethene (total)	11	U
67-66-3	Chloroform	11	U
107-06-2	1,2-Dichloroethane	11	U
78-93-3	2-Butanone	11	U
71-55-6	1,1,1-Trichloroethane	11	U
56-23-5	Carbon tetrachloride	11	U
75-27-4	Bromodichloromethane	11	U
78-87-5	1,2-Dichloropropane	11	U
10061-01-5	cis-1,3-Dichloropropene	11	U
79-01-6	Trichloroethene	11	U
124-48-1	Dibromochloromethane	11	U
79-00-5	1,1,2-Trichloroethane	11	U
71-43-2	Benzene	11	U
10061-02-6	trans-1,3-Dichloropropene	11	U
75-25-2	Bromoform	11	U
108-10-1	4-Methyl-2-pentanone	11	U
591-78-6	2-Hexanone	11	U
127-18-4	Tetrachloroethene	11	U
79-34-5	1,1,2,2-Tetrachloroethane	11	U
108-88-3	Toluene	11	U
108-90-7	Chlorobenzene	11	U
100-41-4	Ethylbenzene	11	U
100-42-5	Styrene	11	U
1330-20-7	Xylene (total)	11	U

PSS114 S131

1F

VOLATILE ORGANICS ANALYSIS DATA SHEET

TENTATIVELY IDENTIFIED COMPOUNDS

EPA SAMPLE NO.

6WA (0.5-2')

Lab Name: H2M LABS, INC. Contract: _____

Lab Code: 10478 Case No.: KEY-PSS SAS No.: _____ SDG No.: PSS114

Matrix: (soil/water) SOIL Lab Sample ID: 0711565-001A

Sample wt/vol: 5 (g/mL) G Lab File ID: 7\P38007.D

Level: (low/med) LOW Date Received: 10/04/07

% Moisture: not dec. 10.2 Date Analyzed: 10/05/07

GC Column: R-502.2 ID: .53 (mm) Dilution Factor: 1.00

Soil Extract Volume: (µl) Soil Aliquot Volume: 0 (µL)

CONCENTRATION UNITS:

Number TICs found: 2 (µg/L or µg/Kg) UG/KG

CAS NUMBER	COMPOUND NAME	RT	EST.CONC.	Q
1.	unknown siloxane (18.66)	18.66	18	JX
2.	unknown siloxane (21.23)	21.23	28	JX

PSS114 S132

1C

SEMIVOLATILE ORGANICS ANALYSIS DATA SHEET

EPA SAMPLE NO.

SB-6WA(0.5-2)

Lab Name: H2M LABS, INC. Contract: _____

Lab Code: 10478 Case No.: KEY-PSS SAS No.: _____ SDG No.: PSS114

Matrix: (soil/water) SOIL Lab Sample ID: 0711565-001B

Sample wt/vol: 15 (g/mL) G Lab File ID: 7\N22119.D

Level: (low/med) LOW Date Received: 10/04/07

% Moisture: 10.2 Decanted:(Y/N) N Date Extracted: 10/08/07

Concentrated Extract Volume: 1000 (µL) Date Analyzed: 10/12/07

Injection Volume: 2 (µL) Dilution Factor: 1.00

GPC Cleanup: (Y/N) N pH: 7.0 Extraction: (Type) PFEX

CAS NO.	COMPOUND	CONCENTRATION UNITS: (µg/L or µg/Kg) UG/KG	Q
108-95-2	Phenol	370	U
111-44-4	Bis(2-chloroethyl)ether	370	U
95-57-8	2-Chlorophenol	370	U
541-73-1	1,3-Dichlorobenzene	370	U
106-46-7	1,4-Dichlorobenzene	370	U
95-50-1	1,2-Dichlorobenzene	370	U
95-48-7	2-Methylphenol	370	U
108-60-1	2,2´-oxybis(1-chloropropane)	370	U
106-44-5	4-Methylphenol	370	U
621-64-7	N-Nitroso-di-n-propylamine	370	U
67-72-1	Hexachloroethane	370	U
98-95-3	Nitrobenzene	370	U
78-59-1	Isophorone	370	U
88-75-5	2-Nitrophenol	370	U
105-67-9	2,4-Dimethylphenol	370	U
111-91-1	Bis(2-chloroethoxy)methane	370	U
120-83-2	2,4-Dichlorophenol	370	U
120-82-1	1,2,4-Trichlorobenzene	370	U
91-20-3	Naphthalene	370	U
106-47-8	4-Chloroaniline	370	U
87-68-3	Hexachlorobutadiene	370	U
59-50-7	4-Chloro-3-methylphenol	370	U
91-57-6	2-Methylnaphthalene	370	U
77-47-4	Hexachlorocyclopentadiene	370	U
88-06-2	2,4,6-Trichlorophenol	370	U
95-95-4	2,4,5-Trichlorophenol	920	U
91-58-7	2-Chloronaphthalene	370	U
88-74-4	2-Nitroaniline	920	U
131-11-3	Dimethylphthalate	370	U
208-96-8	Acenaphthylene	370	U
606-20-2	2,6-Dinitrotoluene	370	U
99-09-2	3-Nitroaniline	920	U
83-32-9	Acenaphthene	370	U
51-28-5	2,4-Dinitrophenol	920	U
100-02-7	4-Nitrophenol	920	U
132-64-9	Dibenzofuran	370	U

PSS114 S133

1D

SEMIVOLATILE ORGANICS ANALYSIS DATA SHEET

EPA SAMPLE NO.

SB-6WA(0.5-2)

Lab Name: H2M LABS, INC. Contract: _____

Lab Code: 10478 Case No.: KEY-PSS SAS No.: _____ SDG No.: PSS114

Matrix: (soil/water) SOIL Lab Sample ID: 0711565-001B

Sample wt/vol: 15 (g/mL) G Lab File ID: 7\N22119.D

Level: (low/med) LOW Date Received: 10/04/07

% Moisture: 10.2 Decanted: (Y/N) N Date Extracted: 10/08/07

Concentrated Extract Volume: 1000 (µL) Date Analyzed: 10/12/07

Injection Volume: 2 (µL) Dilution Factor: 1.00

GPC Cleanup: (Y/N) N pH: 7.0 Extraction: (Type) PFEX

CAS NO.	COMPOUND	CONCENTRATION UNITS: (µg/L or µg/Kg) UG/KG	Q
121-14-2	2,4-Dinitrotoluene	370	U
84-66-2	Diethylphthalate	370	U
7005-72-3	4-Chlorophenyl-phenylether	370	U
86-73-7	Fluorene	370	U
100-01-6	4-Nitroaniline	920	U
534-52-1	4,6-Dinitro-2-methylphenol	920	U
86-30-6	N-Nitrosodiphenylamine	370	U
101-55-3	4-Bromophenyl-phenylether	370	U
118-74-1	Hexachlorobenzene	370	U
87-86-5	Pentachlorophenol	920	U
85-01-8	Phenanthrene	370	U
120-12-7	Anthracene	370	U
86-74-8	Carbazole	370	U
84-74-2	Di-n-butyl phthalate	370	U
206-44-0	Fluoranthene	370	U
129-00-0	Pyrene	370	U
85-68-7	Butyl benzyl phthalate	370	U
91-94-1	3,3´-Dichlorobenzidine	370	U
56-55-3	Benzo(a)anthracene	370	U
218-01-9	Chrysene	370	U
117-81-7	Bis(2-ethylhexyl)phthalate	370	U
117-84-0	Di-n-octyl phthalate	370	U
205-99-2	Benzo(b)fluoranthene	370	U
207-08-9	Benzo(k)fluoranthene	370	U
50-32-8	Benzo(a)pyrene	370	U
193-39-5	Indeno(1,2,3-cd)pyrene	370	U
53-70-3	Dibenzo(a,h)anthracene	370	U
191-24-2	Benzo(g,h,i)perylene	370	U

(1) Cannot be separated from Diphenylamine

PSS114 S134

1G

SEMIVOLATILE ORGANICS ANALYSIS DATA SHEET
TENTATIVELY IDENTIFIED COMPOUNDS

EPA SAMPLE NO.

SB-6WA(0.5-2)

Lab Name: H2M LABS, INC. Contract: _____

Lab Code: 10478 Case No.: KEY-PSS SAS No.: _____ SDG No.: PSS114

Matrix: (soil/water) SOIL Lab Sample ID: 0711565-001B

Sample wt/vol: 15 (g/mL) G Lab File ID: 7N22119.D

Level: (low/med) LOW Date Received: 10/04/07

% Moisture: 10.2 Decanted:(Y/N) N Date Extracted: 10/08/07

Concentrated Extract Volume: 1000 (µl) Date Analyzed: 10/12/07

Injection Volume: 2 (µl) Dilution Factor: 1.00

GPC Cleanup: (Y/N) N pH: 7.0 Extraction: (Type) PFEX

CONCENTRATION UNITS:

Number TICs found: 0 (µg/L or µg/Kg) UG/KG

CAS NUMBER	COMPOUND NAME	RT	EST.CONC.	Q

PSS114 S135

1E

PESTICIDE ORGANICS ANALYSIS DATA SHEET

EPA SAMPLE NO.

6WA (0.5-2')

Lab Name: H2M LABS, INC. Contract: _____

Lab Code: 10478 Case No.: KEY-PSS SAS No.: _____ SDG No.: PSS114

Matrix: (soil/water) SOIL Lab Sample ID: 0711565-001B

Sample wt/vol: 15 (g/mL) G Lab File ID: a00198.raw

% Moisture: 10.2 Decanted: (Y/N) N Date Received: 10/04/07

Extraction: (Type) PFEX Date Extracted: 10/10/07

Concentrated Extract Volume: 5000 (uL) Date Analyzed: 10/12/07

Injection Volume: 0.5 (uL) Dilution Factor: 1.00

GPC Cleanup: (Y/N) N pH: 7.0 Sulfur Cleanup: (Y/N) Y

CAS NO	COMPOUND	CONCENTRATION UNITS: (µg/L or µg/Kg) UG/KG	Q
12674-11-2	Aroclor 1016	37	U
11104-28-2	Aroclor 1221	75	U
11141-16-5	Aroclor 1232	37	U
53469-21-9	Aroclor 1242	37	U
12672-29-6	Aroclor 1248	37	U
11097-69-1	Aroclor 1254	37	U
11096-82-5	Aroclor 1260	37	U

U.S. EPA - CLP

1

INORGANIC ANALYSIS DATA SHEET

EPA SAMPLE NO

GPESB-6WA (0.5-2')

Lab Name: H2M LABS, INC.

Lab Code: 10478 Case No. SAS No.: SDG No.: PSS114

Matrix (soil/water): SOIL Lab Sample ID: 0711565-001

Level (low/med): LOW Date Received: 10/4/2007

% Solids: 89.8

Concentration Units (ug/L or mg/kg dry weight): MG/KG

CAS No.	Analyte	Concentration	C	Q	M
7440-38-2	Arsenic	2.8			P
7440-39-3	Barium	32.7		E	P
7440-43-9	Cadmium	0.042	B		P
7440-47-3	Chromium	47.6		E	P
57-12-5	Cyanide	0.56	U		CA
7439-92-1	Lead	9.0			P
7439-97-6	Mercury	0.019	U		CV
7782-49-2	Selenium	0.27	U	N	P
7440-22-4	Silver	0.16	B	N	P

Color Before: BROWN Clarity Before: _____ Texture: MEDIUM

Color After: YELLOW Clarity After: CLEAR Artifacts: _____

Comments:

Date Reported: 10/18/2007

PSS114 S137

1A

VOLATILE ORGANICS ANALYSIS DATA SHEET

EPA SAMPLE NO.

6WA (5.5-6.5')

Lab Name: H2M LABS, INC. Contract: _____

Lab Code: 10478 Case No.: KEY-PSS SAS No.: _____ SDG No.: PSS114

Matrix: (soil/water) SOIL Lab Sample ID: 0711565-002A

Sample wt/vol: 5 (g/mL) G Lab File ID: 7\P38008.D

Level: (low/med) LOW Date Received: 10/04/07

% Moisture: not dec. 12.7 Date Analyzed: 10/06/07

GC Column: R-502.2 ID: .53 (mm) Dilution Factor: 1.00

Soil Extract Volume: _____ (µL) Soil Aliquot Volume _____ (µL)

CAS NO.	COMPOUND	CONCENTRATION UNITS: (µg/L or µg/Kg) UG/KG	Q
74-87-3	Chloromethane	11	U
74-83-9	Bromomethane	11	U
75-01-4	Vinyl chloride	11	U
75-00-3	Chloroethane	11	U
75-09-2	Methylene chloride	7	J
67-64-1	Acetone	11	U
75-35-4	1,1-Dichloroethene	11	U
75-15-0	Carbon disulfide	11	U
75-34-3	1,1-Dichloroethane	11	U
540-59-0	1,2-Dichloroethene (total)	11	U
67-66-3	Chloroform	11	U
107-06-2	1,2-Dichloroethane	11	U
78-93-3	2-Butanone	11	U
71-55-6	1,1,1-Trichloroethane	11	U
56-23-5	Carbon tetrachloride	11	U
75-27-4	Bromodichloromethane	11	U
78-87-5	1,2-Dichloropropane	11	U
10061-01-5	cis-1,3-Dichloropropene	11	U
79-01-6	Trichloroethene	11	U
124-48-1	Dibromochloromethane	11	U
79-00-5	1,1,2-Trichloroethane	11	U
71-43-2	Benzene	11	U
10061-02-6	trans-1,3-Dichloropropene	11	U
75-25-2	Bromoform	11	U
108-10-1	4-Methyl-2-pentanone	11	U
591-78-6	2-Hexanone	11	U
127-18-4	Tetrachloroethene	11	U
79-34-5	1,1,2,2-Tetrachloroethane	11	U
108-88-3	Toluene	11	U
108-90-7	Chlorobenzene	11	U
100-41-4	Ethylbenzene	11	U
100-42-5	Styrene	11	U
1330-20-7	Xylene (total)	11	U

PSS114 S138

1F

VOLATILE ORGANICS ANALYSIS DATA SHEET

TENTATIVELY IDENTIFIED COMPOUNDS

EPA SAMPLE NO.

6WA (5.5-6.5')

Lab Name: H2M LABS, INC. Contract: _____

Lab Code: 10478 Case No.: KEY-PSS SAS No.: _____ SDG No.: PSS114

Matrix: (soil/water) SOIL Lab Sample ID: 0711565-002A

Sample wt/vol: 5 (g/mL) G Lab File ID: 7\P38008.D

Level: (low/med) LOW Date Received: 10/04/07

% Moisture: not dec. 12.7 Date Analyzed: 10/06/07

GC Column: R-502.2 ID: .53 (mm) Dilution Factor: 1.00

Soil Extract Volume: (µl) Soil Aliquot Volume: 0 (µL)

CONCENTRATION UNITS:

Number TICs found: 2 (µg/L or µg/Kg) UG/KG

CAS NUMBER	COMPOUND NAME	RT	EST.CONC.	Q
1.	unknown siloxane (18.66)	18.66	14	JX
2.	unknown siloxane (21.22)	21.22	14	JX

PSS114 S139

1C

SEMIVOLATILE ORGANICS ANALYSIS DATA SHEET

EPA SAMPLE NO.

SB-6WA(5.5-6.5)

Lab Name: H2M LABS, INC. Contract: _____

Lab Code: 10478 Case No.: KEY-PSS SAS No.: _____ SDG No.: PSS114

Matrix: (soil/water) SOIL Lab Sample ID: 0711565-002B

Sample wt/vol: 15 (g/mL) G Lab File ID: 7\N22136.D

Level: (low/med) LOW Date Received: 10/04/07

% Moisture: 12.7 Decanted: (Y/N) N Date Extracted: 10/08/07

Concentrated Extract Volume: 1000 (µL) Date Analyzed: 10/15/07

Injection Volume: 2 (µL) Dilution Factor: 1.00

GPC Cleanup: (Y/N) N pH: 7.0 Extraction: (Type) PFEX

CAS NO.	COMPOUND	CONCENTRATION UNITS: (µg/L or µg/Kg) UG/KG	Q
108-95-2	Phenol	380	U
111-44-4	Bis(2-chloroethyl)ether	380	U
95-57-8	2-Chlorophenol	380	U
541-73-1	1,3-Dichlorobenzene	380	U
106-46-7	1,4-Dichlorobenzene	380	U
95-50-1	1,2-Dichlorobenzene	380	U
95-48-7	2-Methylphenol	380	U
108-60-1	2,2´-oxybis(1-chloropropane)	380	U
106-44-5	4-Methylphenol	380	U
621-64-7	N-Nitroso-di-n-propylamine	380	U
67-72-1	Hexachloroethane	380	U
98-95-3	Nitrobenzene	380	U
78-59-1	Isophorone	380	U
88-75-5	2-Nitrophenol	380	U
105-67-9	2,4-Dimethylphenol	380	U
111-91-1	Bis(2-chloroethoxy)methane	380	U
120-83-2	2,4-Dichlorophenol	380	U
120-82-1	1,2,4-Trichlorobenzene	380	U
91-20-3	Naphthalene	380	U
106-47-8	4-Chloroaniline	380	U
87-68-3	Hexachlorobutadiene	380	U
59-50-7	4-Chloro-3-methylphenol	380	U
91-57-6	2-Methylnaphthalene	380	U
77-47-4	Hexachlorocyclopentadiene	380	U
88-06-2	2,4,6-Trichlorophenol	380	U
95-95-4	2,4,5-Trichlorophenol	950	U
91-58-7	2-Chloronaphthalene	380	U
88-74-4	2-Nitroaniline	950	U
131-11-3	Dimethylphthalate	380	U
208-96-8	Acenaphthylene	380	U
606-20-2	2,6-Dinitrotoluene	380	U
99-09-2	3-Nitroaniline	950	U
83-32-9	Acenaphthene	380	U
51-28-5	2,4-Dinitrophenol	950	U
100-02-7	4-Nitrophenol	950	U
132-64-9	Dibenzofuran	380	U

PSS114 S140

1D

SEMIVOLATILE ORGANICS ANALYSIS DATA SHEET

EPA SAMPLE NO.

SB-6WA(5.5-6.5)

Lab Name: H2M LABS, INC. Contract: _____

Lab Code: 10478 Case No.: KEY-PSS SAS No.: _____ SDG No.: PSS114

Matrix: (soil/water) SOIL Lab Sample ID: 0711565-002B

Sample wt/vol: 15 (g/mL) G Lab File ID: 7\N22136.D

Level: (low/med) LOW Date Received: 10/04/07

% Moisture: 12.7 Decanted: (Y/N) N Date Extracted: 10/08/07

Concentrated Extract Volume: 1000 (µL) Date Analyzed: 10/15/07

Injection Volume: 2 (µL) Dilution Factor: 1.00

GPC Cleanup: (Y/N) N pH: 7.0 Extraction: (Type) PFEX

CAS NO.	COMPOUND	CONCENTRATION UNITS: (µg/L or µg/Kg) UG/KG	Q
121-14-2	2,4-Dinitrotoluene	380	U
84-66-2	Diethylphthalate	380	U
7005-72-3	4-Chlorophenyl-phenylether	380	U
86-73-7	Fluorene	380	U
100-01-6	4-Nitroaniline	950	U
534-52-1	4,6-Dinitro-2-methylphenol	950	U
86-30-6	N-Nitrosodiphenylamine	380	U
101-55-3	4-Bromophenyl-phenylether	380	U
118-74-1	Hexachlorobenzene	380	U
87-86-5	Pentachlorophenol	950	U
85-01-8	Phenanthrene	380	U
120-12-7	Anthracene	380	U
86-74-8	Carbazole	380	U
84-74-2	Di-n-butyl phthalate	380	U
206-44-0	Fluoranthene	380	U
129-00-0	Pyrene	79	J
85-68-7	Butyl benzyl phthalate	380	U
91-94-1	3,3'-Dichlorobenzidine	380	U
56-55-3	Benzo(a)anthracene	380	U
218-01-9	Chrysene	380	U
117-81-7	Bis(2-ethylhexyl)phthalate	380	U
117-84-0	Di-n-octyl phthalate	380	U
205-99-2	Benzo(b)fluoranthene	380	U
207-08-9	Benzo(k)fluoranthene	380	U
50-32-8	Benzo(a)pyrene	380	U
193-39-5	Indeno(1,2,3-cd)pyrene	380	U
53-70-3	Dibenzo(a,h)anthracene	380	U
191-24-2	Benzo(g,h,i)perylene	380	U

(1) Cannot be separated from Diphenylamine

PSS114 S141

1G

SEMIVOLATILE ORGANICS ANALYSIS DATA SHEET
TENTATIVELY IDENTIFIED COMPOUNDS

EPA SAMPLE NO.

SB-6WA(5.5-6.5)

Lab Name: H2M LABS, INC. Contract: ____

Lab Code: 10478 Case No.: KEY-PSS SAS No.: ____ SDG No.: PSS114

Matrix: (soil/water) SOIL Lab Sample ID: 0711565-002B

Sample wt/vol: 15 (g/mL) G Lab File ID: 7\N22136.D

Level: (low/med) LOW Date Received: 10/04/07

% Moisture: 12.7 Decanted:(Y/N) N Date Extracted: 10/08/07

Concentrated Extract Volume: 1000 (µl) Date Analyzed: 10/15/07

Injection Volume: 2 (µl) Dilution Factor: 1.00

GPC Cleanup: (Y/N) N pH: 7.0 Extraction: (Type) PFEX

CONCENTRATION UNITS:

Number TICs found: 0 (µg/L or µg/Kg) UG/KG

CAS NUMBER	COMPOUND NAME	RT	EST.CONC.	Q

PSS114 S142

1E

PESTICIDE ORGANICS ANALYSIS DATA SHEET

EPA SAMPLE NO.

6WA (5.5-6.5')

Lab Name: H2M LABS, INC. Contract: _____

Lab Code: 10478 Case No.: KEY-PSS SAS No.: _____ SDG No.: PSS114

Matrix: (soil/water) SOIL Lab Sample ID: 0711565-002B

Sample wt/vol: 15 (g/mL) G Lab File ID: a00199.raw

% Moisture: 12.7 Decanted: (Y/N) N Date Received: 10/04/07

Extraction: (Type) PFEX Date Extracted: 10/10/07

Concentrated Extract Volume: 5000 (uL) Date Analyzed: 10/12/07

Injection Volume: 0.5 (uL) Dilution Factor: 1.00

GPC Cleanup: (Y/N) N pH: 7.0 Sulfur Cleanup: (Y/N) Y

CAS NO	COMPOUND	CONCENTRATION UNITS: (µg/L or µg/Kg) UG/KG	Q
12674-11-2	Aroclor 1016	38	U
11104-28-2	Aroclor 1221	77	U
11141-16-5	Aroclor 1232	38	U
53469-21-9	Aroclor 1242	38	U
12672-29-6	Aroclor 1248	38	U
11097-69-1	Aroclor 1254	38	U
11096-82-5	Aroclor 1260	38	U

PSS114 S143

U.S. EPA - CLP

1

INORGANIC ANALYSIS DATA SHEET

EPA SAMPLE NO

GPESB-6WA (5.5-6.5')

Lab Name: H2M LABS, INC.

Lab Code: 10478 Case No. SAS No.: SDG No.: PSS114

Matrix (soil/water): SOIL Lab Sample ID: 0711565-002

Level (low/med): LOW Date Received: 10/4/2007

% Solids: 87.3

Concentration Units (ug/L or mg/kg dry weight): MG/KG

CAS No.	Analyte	Concentration	C	Q	M
7440-38-2	Arsenic	3.6			P
7440-39-3	Barium	38.8		E	P
7440-43-9	Cadmium	0.037	U		P
7440-47-3	Chromium	18.7		E	P
57-12-5	Cyanide	0.57	U		CA
7439-92-1	Lead	7.6			P
7439-97-6	Mercury	0.019	U		CV
7782-49-2	Selenium	0.27	U	N	P
7440-22-4	Silver	0.10	B	N	P

Color Before: BROWN Clarity Before: Texture: MEDIUM

Color After: YELLOW Clarity After: CLEAR Artifacts:

Comments:

Date Reported: 10/18/2007

PSS114 S144

1A

VOLATILE ORGANICS ANALYSIS DATA SHEET

EPA SAMPLE NO.

6WA (13.5-14.5')

Lab Name: H2M LABS, INC. Contract: _____

Lab Code: 10478 Case No.: KEY-PSS SAS No.: _____ SDG No.: PSS114

Matrix: (soil/water) SOIL Lab Sample ID: 0711565-003A

Sample wt/vol: 5 (g/mL) G Lab File ID: 7\P38009.D

Level: (low/med) LOW Date Received: 10/04/07

% Moisture: not dec. 24.6 Date Analyzed: 10/06/07

GC Column: R-502.2 ID: .53 (mm) Dilution Factor: 1.00

Soil Extract Volume: _____ (µL) Soil Aliquot Volume _____ (µL)

CONCENTRATION UNITS:

CAS NO.	COMPOUND	(µg/L or µg/Kg) UG/KG	Q
74-87-3	Chloromethane	13	U
74-83-9	Bromomethane	13	U
75-01-4	Vinyl chloride	13	U
75-00-3	Chloroethane	13	U
75-09-2	Methylene chloride	7	J
67-64-1	Acetone	170	
75-35-4	1,1-Dichloroethene	13	U
75-15-0	Carbon disulfide	5	J
75-34-3	1,1-Dichloroethane	13	U
540-59-0	1,2-Dichloroethene (total)	13	U
67-66-3	Chloroform	13	U
107-06-2	1,2-Dichloroethane	13	U
78-93-3	2-Butanone	45	
71-55-6	1,1,1-Trichloroethane	13	U
56-23-5	Carbon tetrachloride	13	U
75-27-4	Bromodichloromethane	13	U
78-87-5	1,2-Dichloropropane	13	U
10061-01-5	cis-1,3-Dichloropropene	13	U
79-01-6	Trichloroethene	13	U
124-48-1	Dibromochloromethane	13	U
79-00-5	1,1,2-Trichloroethane	13	U
71-43-2	Benzene	13	U
10061-02-6	trans-1,3-Dichloropropene	13	U
75-25-2	Bromoform	13	U
108-10-1	4-Methyl-2-pentanone	13	U
591-78-6	2-Hexanone	13	U
127-18-4	Tetrachloroethene	13	U
79-34-5	1,1,2,2-Tetrachloroethane	13	U
108-88-3	Toluene	13	U
108-90-7	Chlorobenzene	3	J
100-41-4	Ethylbenzene	13	U
100-42-5	Styrene	7	J
1330-20-7	Xylene (total)		

PSS114 S145

1F

VOLATILE ORGANICS ANALYSIS DATA SHEET

TENTATIVELY IDENTIFIED COMPOUNDS

EPA SAMPLE NO.

6WA (13.5-14.5')

Lab Name: H2M LABS, INC. Contract: _____

Lab Code: 10478 Case No.: KEY-PSS SAS No.: _____ SDG No.: PSS114

Matrix: (soil/water) SOIL Lab Sample ID: 0711565-003A

Sample wt/vol: 5 (g/mL) G Lab File ID: 7\P38009.D

Level: (low/med) LOW Date Received: 10/04/07

% Moisture: not dec. 24.6 Date Analyzed: 10/06/07

GC Column: R-502.2 ID: .53 (mm) Dilution Factor: 1.00

Soil Extract Volume: (µl) Soil Aliquot Volume: 0 (µL)

CONCENTRATION UNITS:

Number TICs found: 8 (µg/L or µg/Kg) UG/KG

CAS NUMBER	COMPOUND NAME	RT	EST.CONC.	Q
1.	c3-subs_benzene (17.68)	17.68	35	J
2.	c3-subs_benzene (18.27)	18.27	65	J
3.	unknown siloxane (18.68)	18.68	41	JX
4.	c3-subs_benzene (19.04)	19.04	24	J
5.	c3-subs_benzene (19.61)	19.61	220	J
6.	c4-subs_benzene	20.66	24	J
7.	unknown siloxane (21.23)	21.23	75	JX
8. 000090-12-0	Naphthalene, 1-methyl-	24.67	82	JN

PSS114 S146

U.S. EPA - CLP

1

INORGANIC ANALYSIS DATA SHEET

EPA SAMPLE NO

GPESB-6WA (13.5-14.5')

Lab Name: H2M LABS, INC.

Lab Code: 10478 Case No. SAS No.: SDG No.: PSS114

Matrix (soil/water): SOIL Lab Sample ID: 0711565-003

Level (low/med): LOW Date Received: 10/4/2007

% Solids: 75.4

Concentration Units (ug/L or mg/kg dry weight): MG/KG

CAS No.	Analyte	Concentration	C	Q	M
7440-38-2	Arsenic	5.1			P
7440-39-3	Barium	90.9		E	P
7440-43-9	Cadmium	0.17	B		P
7440-47-3	Chromium	29.2		E	P
57-12-5	Cyanide	192			CA
7439-92-1	Lead	127			P
7439-97-6	Mercury	0.53			CV
7782-49-2	Selenium	0.32	U	N	P
7440-22-4	Silver	0.23	B	N	P

Color Before: BROWN Clarity Before: _____ Texture: MEDIUM

Color After: YELLOW Clarity After: CLEAR Artifacts: _____

Comments:

Date Reported: 10/18/2007

PSS114 S147

1A

VOLATILE ORGANICS ANALYSIS DATA SHEET

EPA SAMPLE NO.

6WA (24-25')

Lab Name: H2M LABS, INC. Contract: _____

Lab Code: 10478 Case No.: KEY-PSS SAS No.: _____ SDG No.: PSS114

Matrix: (soil/water) SOIL Lab Sample ID: 0711565-004A

Sample wt/vol: 5 (g/mL) G Lab File ID: 7\P38010.D

Level: (low/med) LOW Date Received: 10/04/07

% Moisture: not dec. 61.4 Date Analyzed: 10/06/07

GC Column: R-502.2 ID: .53 (mm) Dilution Factor: 1.00

Soil Extract Volume: _____ (µL) Soil Aliquot Volume _____ (µL)

CAS NO.	COMPOUND	CONCENTRATION UNITS: (µg/L or µg/Kg) UG/KG	Q
74-87-3	Chloromethane	26	U
74-83-9	Bromomethane	26	U
75-01-4	Vinyl chloride	26	U
75-00-3	Chloroethane	26	U
75-09-2	Methylene chloride	16	J
67-64-1	Acetone	770	E
75-35-4	1,1-Dichloroethene	26	U
75-15-0	Carbon disulfide	13	J
75-34-3	1,1-Dichloroethane	26	U
540-59-0	1,2-Dichloroethene (total)	26	U
67-66-3	Chloroform	26	U
107-06-2	1,2-Dichloroethane	26	U
78-93-3	2-Butanone	220	
71-55-6	1,1,1-Trichloroethane	26	U
56-23-5	Carbon tetrachloride	26	U
75-27-4	Bromodichloromethane	26	U
78-87-5	1,2-Dichloropropane	26	U
10061-01-5	cis-1,3-Dichloropropene	26	U
79-01-6	Trichloroethene	26	U
124-48-1	Dibromochloromethane	26	U
79-00-5	1,1,2-Trichloroethane	26	U
71-43-2	Benzene	26	U
10061-02-6	trans-1,3-Dichloropropene	26	U
75-25-2	Bromoform	26	U
108-10-1	4-Methyl-2-pentanone	26	U
591-78-6	2-Hexanone	26	U
127-18-4	Tetrachloroethene	26	U
79-34-5	1,1,2,2-Tetrachloroethane	26	U
108-88-3	Toluene	26	U
108-90-7	Chlorobenzene	26	U
100-41-4	Ethylbenzene	26	U
100-42-5	Styrene	26	U
1330-20-7	Xylene (total)	26	U

PSS114 S148

1F

VOLATILE ORGANICS ANALYSIS DATA SHEET

TENTATIVELY IDENTIFIED COMPOUNDS

EPA SAMPLE NO.

6WA (24-25')

Lab Name: H2M LABS, INC. Contract: _____

Lab Code: 10478 Case No.: KEY-PSS SAS No.: _____ SDG No.: PSS114

Matrix: (soil/water) SOIL Lab Sample ID: 0711565-004A

Sample wt/vol: 5 (g/mL) G Lab File ID: 7\P38010.D

Level: (low/med) LOW Date Received: 10/04/07

% Moisture: not dec. 61.4 Date Analyzed: 10/06/07

GC Column: R-502.2 ID: .53 (mm) Dilution Factor: 1.00

Soil Extract Volume: (µl) Soil Aliquot Volume: 0 (µL)

CONCENTRATION UNITS:

Number TICs found: 4 (µg/L or µg/Kg) UG/KG

CAS NUMBER	COMPOUND NAME	RT	EST.CONC.	Q
1.	unknown	5.88	23	J
2. 000078-84-2	Propanal, 2-methyl-	8.68	31	JN
3.	unknown siloxane (18.64)	18.64	23	JX
4.	unknown siloxane (21.22)	21.22	30	JX

PSS114 S149

1A

VOLATILE ORGANICS ANALYSIS DATA SHEET

EPA SAMPLE NO.

6WA (24-25')DL

Lab Name: H2M LABS, INC. Contract: _____

Lab Code: 10478 Case No.: KEY-PSS SAS No.: _____ SDG No.: PSS114

Matrix: (soil/water) SOIL Lab Sample ID: 0711565-004ADL

Sample wt/vol: 5 (g/mL) G Lab File ID: 7\P38053.D

Level: (low/med) LOW Date Received: 10/04/07

% Moisture: not dec. 61.4 Date Analyzed: 10/08/07

GC Column: R-502.2 ID: .53 (mm) Dilution Factor: 2.00

Soil Extract Volume: _____ (µL) Soil Aliquot Volume _____ (µL)

CONCENTRATION UNITS:

CAS NO.	COMPOUND	(µg/L or µg/Kg) UG/KG	Q
74-87-3	Chloromethane	52	U
74-83-9	Bromomethane	52	U
75-01-4	Vinyl chloride	52	U
75-00-3	Chloroethane	52	U
75-09-2	Methylene chloride	23	DBJ
67-64-1	Acetone	730	D
75-35-4	1,1-Dichloroethene	52	U
75-15-0	Carbon disulfide	14	DJ
75-34-3	1,1-Dichloroethane	52	U
540-59-0	1,2-Dichloroethene (total)	52	U
67-66-3	Chloroform	52	U
107-06-2	1,2-Dichloroethane	52	U
78-93-3	2-Butanone	260	D
71-55-6	1,1,1-Trichloroethane	52	U
56-23-5	Carbon tetrachloride	52	U
75-27-4	Bromodichloromethane	52	U
78-87-5	1,2-Dichloropropane	52	U
10061-01-5	cis-1,3-Dichloropropene	52	U
79-01-6	Trichloroethene	52	U
124-48-1	Dibromochloromethane	52	U
79-00-5	1,1,2-Trichloroethane	52	U
71-43-2	Benzene	52	U
10061-02-6	trans-1,3-Dichloropropene	52	U
75-25-2	Bromoform	52	U
108-10-1	4-Methyl-2-pentanone	52	U
591-78-6	2-Hexanone	52	U
127-18-4	Tetrachloroethene	52	U
79-34-5	1,1,2,2-Tetrachloroethane	52	U
108-88-3	Toluene	52	U
108-90-7	Chlorobenzene	52	U
100-41-4	Ethylbenzene	52	U
100-42-5	Styrene	52	U
1330-20-7	Xylene (total)	52	U

PSS114 S150

1F

VOLATILE ORGANICS ANALYSIS DATA SHEET

TENTATIVELY IDENTIFIED COMPOUNDS

EPA SAMPLE NO.

6WA (24-25')DL

Lab Name: H2M LABS, INC. Contract: _____

Lab Code: 10478 Case No.: KEY-PSS SAS No.: _____ SDG No.: PSS114

Matrix: (soil/water) SOIL Lab Sample ID: 0711565-004ADL

Sample wt/vol: 5 (g/mL) G Lab File ID: 7\P38053.D

Level: (low/med) LOW Date Received: 10/04/07

% Moisture: not dec. 61.4 Date Analyzed: 10/08/07

GC Column: R-502.2 ID: .53 (mm) Dilution Factor: 2.00

Soil Extract Volume: (µl) Soil Aliquot Volume: 0 (µL)

CONCENTRATION UNITS:

Number TICs found: 3 (µg/L or µg/Kg) UG/KG

CAS NUMBER	COMPOUND NAME	RT	EST.CONC.	Q
1.	unknown	5.93	27	JD
2. 000078-84-2	Propanal, 2-methyl-	8.77	35	JND
3.	unknown siloxane	21.33	32	JDX

PSS114 S151

1C

SEMIVOLATILE ORGANICS ANALYSIS DATA SHEET

EPA SAMPLE NO.

SB-6WA(24-25)

Lab Name: H2M LABS, INC. Contract: _____

Lab Code: 10478 Case No.: KEY-PSS SAS No.: _____ SDG No.: PSS114

Matrix: (soil/water) SOIL Lab Sample ID: 0711565-004B

Sample wt/vol: 15 (g/mL) G Lab File ID: 7\N22138.D

Level: (low/med) LOW Date Received: 10/04/07

% Moisture: 61.4 Decanted:(Y/N) N Date Extracted: 10/08/07

Concentrated Extract Volume: 1000 (µL) Date Analyzed: 10/15/07

Injection Volume: 2 (µL) Dilution Factor: 1.00

GPC Cleanup: (Y/N) N pH: 6.0 Extraction: (Type) PFEX

CAS NO.	COMPOUND	CONCENTRATION UNITS: (µg/L or µg/Kg) UG/KG	Q
108-95-2	Phenol	850	U
111-44-4	Bis(2-chloroethyl)ether	850	U
95-57-8	2-Chlorophenol	850	U
541-73-1	1,3-Dichlorobenzene	850	U
106-46-7	1,4-Dichlorobenzene	850	U
95-50-1	1,2-Dichlorobenzene	850	U
95-48-7	2-Methylphenol	850	U
108-60-1	2,2´-oxybis(1-chloropropane)	850	U
106-44-5	4-Methylphenol	850	U
621-64-7	N-Nitroso-di-n-propylamine	850	U
67-72-1	Hexachloroethane	850	U
98-95-3	Nitrobenzene	850	U
78-59-1	Isophorone	850	U
88-75-5	2-Nitrophenol	850	U
105-67-9	2,4-Dimethylphenol	850	U
111-91-1	Bis(2-chloroethoxy)methane	850	U
120-83-2	2,4-Dichlorophenol	850	U
120-82-1	1,2,4-Trichlorobenzene	850	U
91-20-3	Naphthalene	540	J
106-47-8	4-Chloroaniline	850	U
87-68-3	Hexachlorobutadiene	850	U
59-50-7	4-Chloro-3-methylphenol	850	U
91-57-6	2-Methylnaphthalene	850	U
77-47-4	Hexachlorocyclopentadiene	850	U
88-06-2	2,4,6-Trichlorophenol	850	U
95-95-4	2,4,5-Trichlorophenol	2200	U
91-58-7	2-Chloronaphthalene	850	U
88-74-4	2-Nitroaniline	2200	U
131-11-3	Dimethylphthalate	850	U
208-96-8	Acenaphthylene	850	U
606-20-2	2,6-Dinitrotoluene	850	U
99-09-2	3-Nitroaniline	2200	U
83-32-9	Acenaphthene	850	U
51-28-5	2,4-Dinitrophenol	2200	U
100-02-7	4-Nitrophenol	2200	U
132-64-9	Dibenzofuran	850	U

PSS114 S152

1D

SEMIVOLATILE ORGANICS ANALYSIS DATA SHEET

EPA SAMPLE NO.

SB-6WA(24-25)

Lab Name: H2M LABS, INC. Contract: _____

Lab Code: 10478 Case No.: KEY-PSS SAS No.: _____ SDG No.: PSS114

Matrix: (soil/water) SOIL Lab Sample ID: 0711565-004B

Sample wt/vol: 15 (g/mL) G Lab File ID: 7\N22138.D

Level: (low/med) LOW Date Received: 10/04/07

% Moisture: 61.4 Decanted: (Y/N) N Date Extracted: 10/08/07

Concentrated Extract Volume: 1000 (µL) Date Analyzed: 10/15/07

Injection Volume: 2 (µL) Dilution Factor: 1.00

GPC Cleanup: (Y/N) N pH: 6.0 Extraction: (Type) PFEX

CAS NO.	COMPOUND	CONCENTRATION UNITS: (µg/L or µg/Kg) UG/KG	Q
121-14-2	2,4-Dinitrotoluene	850	U
84-66-2	Diethylphthalate	850	U
7005-72-3	4-Chlorophenyl-phenylether	850	U
86-73-7	Fluorene	850	U
100-01-6	4-Nitroaniline	2200	U
534-52-1	4,6-Dinitro-2-methylphenol	2200	U
86-30-6	N-Nitrosodiphenylamine	850	U
101-55-3	4-Bromophenyl-phenylether	850	U
118-74-1	Hexachlorobenzene	850	U
87-86-5	Pentachlorophenol	2200	U
85-01-8	Phenanthrene	850	U
120-12-7	Anthracene	850	U
86-74-8	Carbazole	850	U
84-74-2	Di-n-butyl phthalate	850	U
206-44-0	Fluoranthene	850	U
129-00-0	Pyrene	850	U
85-68-7	Butyl benzyl phthalate	850	U
91-94-1	3,3'-Dichlorobenzidine	850	U
56-55-3	Benzo(a)anthracene	850	U
218-01-9	Chrysene	850	U
117-81-7	Bis(2-ethylhexyl)phthalate	850	U
117-84-0	Di-n-octyl phthalate	850	U
205-99-2	Benzo(b)fluoranthene	850	U
207-08-9	Benzo(k)fluoranthene	850	U
50-32-8	Benzo(a)pyrene	850	U
193-39-5	Indeno(1,2,3-cd)pyrene	850	U
53-70-3	Dibenzo(a,h)anthracene	850	U
191-24-2	Benzo(g,h,i)perylene	850	U

(1) Cannot be separated from Diphenylamine

PSS114 S153

1G

SEMIVOLATILE ORGANICS ANALYSIS DATA SHEET
TENTATIVELY IDENTIFIED COMPOUNDS

EPA SAMPLE NO.

SB-6WA(24-25)

Lab Name: H2M LABS, INC. Contract: ____

Lab Code: 10478 Case No.: KEY-PSS SAS No.: ____ SDG No.: PSS114

Matrix: (soil/water) SOIL Lab Sample ID: 0711565-004B

Sample wt/vol: 15 (g/mL) G Lab File ID: 7\N22138.D

Level: (low/med) LOW Date Received: 10/04/07

% Moisture: 61.4 Decanted:(Y/N) N Date Extracted: 10/08/07

Concentrated Extract Volume: 1000 (µl) Date Analyzed: 10/15/07

Injection Volume: 2 (µl) Dilution Factor: 1.00

GPC Cleanup: (Y/N) N pH: 6.0 Extraction: (Type) PFEX

CONCENTRATION UNITS:
(µg/L or µg/Kg) UG/KG

Number TICs found: 2

CAS NUMBER	COMPOUND NAME	RT	EST.CONC.	Q
1.	unknown (15.87)	15.87	540	J
2.	unknown (20.23)	20.23	1200	J

PSS114 S154

1E

PESTICIDE ORGANICS ANALYSIS DATA SHEET

EPA SAMPLE NO.

6WA (24-25')

Lab Name: H2M LABS, INC. Contract: _____

Lab Code: 10478 Case No.: KEY-PSS SAS No.: _____ SDG No.: PSS114

Matrix: (soil/water) SOIL Lab Sample ID: 0711565-004B

Sample wt/vol: 15 (g/mL) G Lab File ID: a00200.raw

% Moisture: 61.4 Decanted: (Y/N) N Date Received: 10/04/07

Extraction: (Type) PFEX Date Extracted: 10/10/07

Concentrated Extract Volume: 5000 (uL) Date Analyzed: 10/12/07

Injection Volume: 0.5 (uL) Dilution Factor: 1.00

GPC Cleanup: (Y/N) N pH: 6.0 Sulfur Cleanup: (Y/N) Y

CAS NO	COMPOUND	CONCENTRATION UNITS: (µg/L or µg/Kg) UG/KG	Q
12674-11-2	Aroclor 1016	85	U
11104-28-2	Aroclor 1221	170	U
11141-16-5	Aroclor 1232	85	U
53469-21-9	Aroclor 1242	85	U
12672-29-6	Aroclor 1248	85	U
11097-69-1	Aroclor 1254	85	U
11096-82-5	Aroclor 1260	85	U

U.S. EPA - CLP

1

INORGANIC ANALYSIS DATA SHEET

EPA SAMPLE NO

GPESB-6WA (24-25')

Lab Name: H2M LABS, INC.

Lab Code: 10478 Case No. SAS No.: SDG No.: PSS114

Matrix (soil/water): SOIL Lab Sample ID: 0711565-004

Level (low/med): LOW Date Received: 10/4/2007

% Solids: 38.6

Concentration Units (ug/L or mg/kg dry weight): MG/KG

CAS No.	Analyte	Concentration	C	Q	M
7440-38-2	Arsenic	4.5			P
7440-39-3	Barium	218		E	P
7440-43-9	Cadmium	0.43	B		P
7440-47-3	Chromium	36.0		E	P
57-12-5	Cyanide	1.3	U		CA
7439-92-1	Lead	8.0			P
7439-97-6	Mercury	0.047	B		CV
7782-49-2	Selenium	0.86	B	N	P
7440-22-4	Silver	0.17	B	N	P

Color Before: BROWN Clarity Before: _____ Texture: MEDIUM

Color After: YELLOW Clarity After: CLEAR Artifacts: _____

Comments:

Date Reported: 10/18/2007

PSS114 S156

1A

VOLATILE ORGANICS ANALYSIS DATA SHEET

EPA SAMPLE NO.

7A (15-16')

Lab Name: H2M LABS, INC. Contract: _____

Lab Code: 10478 Case No.: KEY-PSS SAS No.: _____ SDG No.: PSS114

Matrix: (soil/water) SOIL Lab Sample ID: 0711565-005A

Sample wt/vol: 5 (g/mL) G Lab File ID: 7\P38011.D

Level: (low/med) LOW Date Received: 10/04/07

% Moisture: not dec. 37.7 Date Analyzed: 10/06/07

GC Column: R-502.2 ID: .53 (mm) Dilution Factor: 1.00

Soil Extract Volume: _____ (µL) Soil Aliquot Volume _____ (µL)

CAS NO.	COMPOUND	CONCENTRATION UNITS: (µg/L or µg/Kg) UG/KG	Q
74-87-3	Chloromethane	16	U
74-83-9	Bromomethane	16	U
75-01-4	Vinyl chloride	16	U
75-00-3	Chloroethane	16	U
75-09-2	Methylene chloride	10	J
67-64-1	Acetone	43	
75-35-4	1,1-Dichloroethene	16	U
75-15-0	Carbon disulfide	3	J
75-34-3	1,1-Dichloroethane	16	U
540-59-0	1,2-Dichloroethene (total)	16	U
67-66-3	Chloroform	16	U
107-06-2	1,2-Dichloroethane	16	U
78-93-3	2-Butanone	16	U
71-55-6	1,1,1-Trichloroethane	16	U
56-23-5	Carbon tetrachloride	16	U
75-27-4	Bromodichloromethane	16	U
78-87-5	1,2-Dichloropropane	16	U
10061-01-5	cis-1,3-Dichloropropene	16	U
79-01-6	Trichloroethene	16	U
124-48-1	Dibromochloromethane	16	U
79-00-5	1,1,2-Trichloroethane	16	U
71-43-2	Benzene	16	U
10061-02-6	trans-1,3-Dichloropropene	16	U
75-25-2	Bromoform	16	U
108-10-1	4-Methyl-2-pentanone	16	U
591-78-6	2-Hexanone	16	U
127-18-4	Tetrachloroethene	16	U
79-34-5	1,1,2,2-Tetrachloroethane	16	U
108-88-3	Toluene	4	J
108-90-7	Chlorobenzene	16	U
100-41-4	Ethylbenzene	16	
100-42-5	Styrene	29	
1330-20-7	Xylene (total)	43	

PSS114 S157

1F

VOLATILE ORGANICS ANALYSIS DATA SHEET

TENTATIVELY IDENTIFIED COMPOUNDS

EPA SAMPLE NO.

7A (15-16')

Lab Name: H2M LABS, INC. Contract: _____

Lab Code: 10478 Case No.: KEY-PSS SAS No.: _____ SDG No.: PSS114

Matrix: (soil/water) SOIL Lab Sample ID: 0711565-005A

Sample wt/vol: 5 (g/mL) G Lab File ID: 7\P38011.D

Level: (low/med) LOW Date Received: 10/04/07

% Moisture: not dec. 37.7 Date Analyzed: 10/06/07

GC Column: R-502.2 ID: .53 (mm) Dilution Factor: 1.00

Soil Extract Volume: (µl) Soil Aliquot Volume: 0 (µL)

CONCENTRATION UNITS:

Number TICs found: 8 (µg/L or µg/Kg) UG/KG

CAS NUMBER	COMPOUND NAME	RT	EST.CONC.	Q
1.	c3-subs_benzene (18.33)	18.33	480	J
2.	c4-subs_benzene (19.39)	19.39	460	J
3.	c3-subs_benzene (19.68)	19.68	950	J
4.	c3-subs_benzene (20.01)	20.01	1300	J
5.	c4-subs_benzene (20.6)	20.60	460	J
6.	c4-subs_benzene (20.71)	20.71	370	J
7.	c4-subs_benzene (21.53)	21.53	350	J
8. 000090-12-0	Naphthalene, 1-methyl-	24.72	270	JN

PSS114 S158

U.S. EPA - CLP

1

INORGANIC ANALYSIS DATA SHEET

EPA SAMPLE NO

GPESB-7A (15-16')

Lab Name: H2M LABS, INC.

Lab Code: 10478 Case No. SAS No.: SDG No.: PSS114

Matrix (soil/water): SOIL Lab Sample ID: 0711565-005

Level (low/med): LOW Date Received: 10/4/2007

% Solids: 62.3

Concentration Units (ug/L or mg/kg dry weight): MG/KG

CAS No.	Analyte	Concentration	C	Q	M
7440-38-2	Arsenic	5.0			P
7440-39-3	Barium	152		E	P
7440-43-9	Cadmium	0.18	B		P
7440-47-3	Chromium	11.8		E	P
57-12-5	Cyanide	253			CA
7439-92-1	Lead	41.9			P
7439-97-6	Mercury	0.46			CV
7782-49-2	Selenium	0.38	U	N	P
7440-22-4	Silver	0.25	B	N	P

Color Before: BROWN Clarity Before: Texture: MEDIUM

Color After: YELLOW Clarity After: CLEAR Artifacts:

Comments:

Date Reported: 10/18/2007

PSS114 S159

1A

VOLATILE ORGANICS ANALYSIS DATA SHEET

EPA SAMPLE NO.

7A (25.5-26.5')

Lab Name: H2M LABS, INC. Contract: _____

Lab Code: 10478 Case No.: KEY-PSS SAS No.: _____ SDG No.: PSS114

Matrix: (soil/water) SOIL Lab Sample ID: 0711565-006A

Sample wt/vol: 5 (g/mL) G Lab File ID: 7\P38006.D

Level: (low/med) LOW Date Received: 10/04/07

% Moisture: not dec. 47.5 Date Analyzed: 10/05/07

GC Column: R-502.2 ID: .53 (mm) Dilution Factor: 1.00

Soil Extract Volume: _____ (µL) Soil Aliquot Volume _____ (µL)

CONCENTRATION UNITS:

CAS NO.	COMPOUND	(µg/L or µg/Kg) UG/KG	Q
74-87-3	Chloromethane	19	U
74-83-9	Bromomethane	19	U
75-01-4	Vinyl chloride	19	U
75-00-3	Chloroethane	19	U
75-09-2	Methylene chloride	14	J
67-64-1	Acetone	790	E
75-35-4	1,1-Dichloroethene	19	U
75-15-0	Carbon disulfide	5	J
75-34-3	1,1-Dichloroethane	19	U
540-59-0	1,2-Dichloroethene (total)	19	U
67-66-3	Chloroform	19	U
107-06-2	1,2-Dichloroethane	19	U
78-93-3	2-Butanone	230	
71-55-6	1,1,1-Trichloroethane	19	U
56-23-5	Carbon tetrachloride	19	U
75-27-4	Bromodichloromethane	19	U
78-87-5	1,2-Dichloropropane	19	U
10061-01-5	cis-1,3-Dichloropropene	19	U
79-01-6	Trichloroethene	19	U
124-48-1	Dibromochloromethane	19	U
79-00-5	1,1,2-Trichloroethane	19	U
71-43-2	Benzene	19	U
10061-02-6	trans-1,3-Dichloropropene	19	U
75-25-2	Bromoform	19	U
108-10-1	4-Methyl-2-pentanone	19	U
591-78-6	2-Hexanone	19	U
127-18-4	Tetrachloroethene	19	U
79-34-5	1,1,2,2-Tetrachloroethane	19	U
108-88-3	Toluene	19	U
108-90-7	Chlorobenzene	19	U
100-41-4	Ethylbenzene	19	U
100-42-5	Styrene	19	U
1330-20-7	Xylene (total)	19	U

PSS114 S160

1F

VOLATILE ORGANICS ANALYSIS DATA SHEET

TENTATIVELY IDENTIFIED COMPOUNDS

EPA SAMPLE NO.

7A (25.5-26.5')

Lab Name: H2M LABS, INC. Contract: _____

Lab Code: 10478 Case No.: KEY-PSS SAS No.: _____ SDG No.: PSS114

Matrix: (soil/water) SOIL Lab Sample ID: 0711565-006A

Sample wt/vol: 5 (g/mL) G Lab File ID: 7\P38006.D

Level: (low/med) LOW Date Received: 10/04/07

% Moisture: not dec. 47.5 Date Analyzed: 10/05/07

GC Column: R-502.2 ID: .53 (mm) Dilution Factor: 1.00

Soil Extract Volume: (µl) Soil Aliquot Volume: 0 (µL)

CONCENTRATION UNITS:

Number TICs found: 4 (µg/L or µg/Kg) UG/KG

CAS NUMBER	COMPOUND NAME	RT	EST.CONC.	Q
1.	unknown	5.86	21	J
2. 000078-84-2	Propanal, 2-methyl-	8.67	24	JN
3.	unknown siloxane (18.66)	18.66	11	JX
4.	unknown siloxane (21.23)	21.23	14	JX

PSS114 S161

1A

VOLATILE ORGANICS ANALYSIS DATA SHEET

EPA SAMPLE NO.

7A (25.5-26.5')DL

Lab Name: H2M LABS, INC. Contract: _____

Lab Code: 10478 Case No.: KEY-PSS SAS No.: _____ SDG No.: PSS114

Matrix: (soil/water) SOIL Lab Sample ID: 0711565-006ADL

Sample wt/vol: 5 (g/mL) G Lab File ID: V\F31373.D

Level: (low/med) LOW Date Received: 10/04/07

% Moisture: not dec. 47.5 Date Analyzed: 10/12/07

GC Column: DB-624 ID: 0.18 (mm) Dilution Factor: 10.00

Soil Extract Volume: _____ (µL) Soil Aliquot Volume _____ (µL)

CONCENTRATION UNITS:

CAS NO.	COMPOUND	(µg/L or µg/Kg) UG/KG	Q
74-87-3	Chloromethane	190	U
74-83-9	Bromomethane	190	U
75-01-4	Vinyl chloride	190	U
75-00-3	Chloroethane	190	U
75-09-2	Methylene chloride	90	DBJ
67-64-1	Acetone	2100	DB
75-35-4	1,1-Dichloroethene	190	U
75-15-0	Carbon disulfide	190	U
75-34-3	1,1-Dichloroethane	190	U
540-59-0	1,2-Dichloroethene (total)	190	U
67-66-3	Chloroform	190	U
107-06-2	1,2-Dichloroethane	190	U
78-93-3	2-Butanone	630	D
71-55-6	1,1,1-Trichloroethane	190	U
56-23-5	Carbon tetrachloride	190	U
75-27-4	Bromodichloromethane	190	U
78-87-5	1,2-Dichloropropane	190	U
10061-01-5	cis-1,3-Dichloropropene	190	U
79-01-6	Trichloroethene	190	U
124-48-1	Dibromochloromethane	190	U
79-00-5	1,1,2-Trichloroethane	190	U
71-43-2	Benzene	190	U
10061-02-6	trans-1,3-Dichloropropene	190	U
75-25-2	Bromoform	190	U
108-10-1	4-Methyl-2-pentanone	190	U
591-78-6	2-Hexanone	190	U
127-18-4	Tetrachloroethene	190	U
79-34-5	1,1,2,2-Tetrachloroethane	190	U
108-88-3	Toluene	190	U
108-90-7	Chlorobenzene	190	U
100-41-4	Ethylbenzene	190	U
100-42-5	Styrene	190	U
1330-20-7	Xylene (total)	190	U

PSS114 S162

1F

VOLATILE ORGANICS ANALYSIS DATA SHEET

TENTATIVELY IDENTIFIED COMPOUNDS

EPA SAMPLE NO.

7A (25.5-26.5')DL

Lab Name: H2M LABS, INC. Contract: _____

Lab Code: 10478 Case No.: KEY-PSS SAS No.: _____ SDG No.: PSS114

Matrix: (soil/water) SOIL Lab Sample ID: 0711565-006ADL

Sample wt/vol: 5 (g/mL) G Lab File ID: V\F31373.D

Level: (low/med) LOW Date Received: 10/04/07

% Moisture: not dec. 47.5 Date Analyzed: 10/12/07

GC Column: DB-624 ID: 0.18 (mm) Dilution Factor: 10.00

Soil Extract Volume: (µl) Soil Aliquot Volume: 0 (µL)

CONCENTRATION UNITS:

Number TICs found: 0 (µg/L or µg/Kg) UG/KG

CAS NUMBER	COMPOUND NAME	RT	EST.CONC.	Q

PSS114 S163

1C

SEMIVOLATILE ORGANICS ANALYSIS DATA SHEET

EPA SAMPLE NO.

SB-7A(25.5-26.5)

Lab Name: H2M LABS, INC. Contract: _____

Lab Code: 10478 Case No.: KEY-PSS SAS No.: _____ SDG No.: PSS114

Matrix: (soil/water) SOIL Lab Sample ID: 0711565-006B

Sample wt/vol: 15 (g/mL) G Lab File ID: 7\N22124.D

Level: (low/med) LOW Date Received: 10/04/07

% Moisture: 47.5 Decanted:(Y/N) N Date Extracted: 10/08/07

Concentrated Extract Volume: 1000 (µL) Date Analyzed: 10/12/07

Injection Volume: 2 (µL) Dilution Factor: 1.00

GPC Cleanup: (Y/N) N pH: 7.0 Extraction: (Type) PFEX

CAS NO.	COMPOUND	CONCENTRATION UNITS: (µg/L or µg/Kg) UG/KG	Q
108-95-2	Phenol	630	U
111-44-4	Bis(2-chloroethyl)ether	630	U
95-57-8	2-Chlorophenol	630	U
541-73-1	1,3-Dichlorobenzene	630	U
106-46-7	1,4-Dichlorobenzene	630	U
95-50-1	1,2-Dichlorobenzene	630	U
95-48-7	2-Methylphenol	630	U
108-60-1	2,2'-oxybis(1-chloropropane)	630	U
106-44-5	4-Methylphenol	630	U
621-64-7	N-Nitroso-di-n-propylamine	630	U
67-72-1	Hexachloroethane	630	U
98-95-3	Nitrobenzene	630	U
78-59-1	Isophorone	630	U
88-75-5	2-Nitrophenol	630	U
105-67-9	2,4-Dimethylphenol	630	U
111-91-1	Bis(2-chloroethoxy)methane	630	U
120-83-2	2,4-Dichlorophenol	630	U
120-82-1	1,2,4-Trichlorobenzene	630	U
91-20-3	Naphthalene	630	U
106-47-8	4-Chloroaniline	630	U
87-68-3	Hexachlorobutadiene	630	U
59-50-7	4-Chloro-3-methylphenol	630	U
91-57-6	2-Methylnaphthalene	630	U
77-47-4	Hexachlorocyclopentadiene	630	U
88-06-2	2,4,6-Trichlorophenol	630	U
95-95-4	2,4,5-Trichlorophenol	1600	U
91-58-7	2-Chloronaphthalene	630	U
88-74-4	2-Nitroaniline	1600	U
131-11-3	Dimethylphthalate	630	U
208-96-8	Acenaphthylene	630	U
606-20-2	2,6-Dinitrotoluene	630	U
99-09-2	3-Nitroaniline	1600	U
83-32-9	Acenaphthene	630	U
51-28-5	2,4-Dinitrophenol	1600	U
100-02-7	4-Nitrophenol	1600	U
132-64-9	Dibenzofuran	630	U

1D

SEMIVOLATILE ORGANICS ANALYSIS DATA SHEET

EPA SAMPLE NO.

SB-7A(25.5-26.5)

Lab Name: H2M LABS, INC. Contract: _____

Lab Code: 10478 Case No.: KEY-PSS SAS No.: _____ SDG No.: PSS114

Matrix: (soil/water) SOIL Lab Sample ID: 0711565-006B

Sample wt/vol: 15 (g/mL) G Lab File ID: 7\N22124.D

Level: (low/med) LOW Date Received: 10/04/07

% Moisture: 47.5 Decanted: (Y/N) N Date Extracted: 10/08/07

Concentrated Extract Volume: 1000 (µL) Date Analyzed: 10/12/07

Injection Volume: 2 (µL) Dilution Factor: 1.00

GPC Cleanup: (Y/N) N pH: 7.0 Extraction: (Type) PFEX

CAS NO.	COMPOUND	CONCENTRATION UNITS: (µg/L or µg/Kg) UG/KG	Q
121-14-2	2,4-Dinitrotoluene	630	U
84-66-2	Diethylphthalate	630	U
7005-72-3	4-Chlorophenyl-phenylether	630	U
86-73-7	Fluorene	630	U
100-01-6	4-Nitroaniline	1600	U
534-52-1	4,6-Dinitro-2-methylphenol	1600	U
86-30-6	N-Nitrosodiphenylamine	630	U
101-55-3	4-Bromophenyl-phenylether	630	U
118-74-1	Hexachlorobenzene	630	U
87-86-5	Pentachlorophenol	1600	U
85-01-8	Phenanthrene	630	U
120-12-7	Anthracene	630	U
86-74-8	Carbazole	630	U
84-74-2	Di-n-butyl phthalate	630	U
206-44-0	Fluoranthene	630	U
129-00-0	Pyrene	630	U
85-68-7	Butyl benzyl phthalate	630	U
91-94-1	3,3'-Dichlorobenzidine	630	U
56-55-3	Benzo(a)anthracene	630	U
218-01-9	Chrysene	630	U
117-81-7	Bis(2-ethylhexyl)phthalate	630	U
117-84-0	Di-n-octyl phthalate	630	U
205-99-2	Benzo(b)fluoranthene	630	U
207-08-9	Benzo(k)fluoranthene	630	U
50-32-8	Benzo(a)pyrene	630	U
193-39-5	Indeno(1,2,3-cd)pyrene	630	U
53-70-3	Dibenzo(a,h)anthracene	630	U
191-24-2	Benzo(g,h,i)perylene	630	U

(1) Cannot be separated from Diphenylamine

PSS114 S165

1G

SEMIVOLATILE ORGANICS ANALYSIS DATA SHEET
TENTATIVELY IDENTIFIED COMPOUNDS

EPA SAMPLE NO.

SB-7A(25.5-26.5)

Lab Name: H2M LABS, INC. Contract: ____

Lab Code: 10478 Case No.: KEY-PSS SAS No.: ____ SDG No.: PSS114

Matrix: (soil/water) SOIL Lab Sample ID: 0711565-006B

Sample wt/vol: 15 (g/mL) G Lab File ID: 7N22124.D

Level: (low/med) LOW Date Received: 10/04/07

% Moisture: 47.5 Decanted:(Y/N) N Date Extracted: 10/08/07

Concentrated Extract Volume: 1000 (µl) Date Analyzed: 10/12/07

Injection Volume: 2 (µl) Dilution Factor: 1.00

GPC Cleanup: (Y/N) N pH: 7.0 Extraction: (Type) PFEX

CONCENTRATION UNITS:
(µg/L or µg/Kg) UG/KG

Number TICs found: 1

CAS NUMBER	COMPOUND NAME	RT	EST.CONC.	Q
1.	unknown	16.84	300	J

PSS114 S166

1E

PESTICIDE ORGANICS ANALYSIS DATA SHEET

EPA SAMPLE NO.

7A (25.5-26.5')

Lab Name: H2M LABS, INC. Contract: _____

Lab Code: 10478 Case No.: KEY-PSS SAS No.: _____ SDG No.: PSS114

Matrix: (soil/water) SOIL Lab Sample ID: 0711565-006B

Sample wt/vol: 15 (g/mL) G Lab File ID: a00201.raw

% Moisture: 47.5 Decanted: (Y/N) N Date Received: 10/04/07

Extraction: (Type) PFEX Date Extracted: 10/10/07

Concentrated Extract Volume: 5000 (uL) Date Analyzed: 10/12/07

Injection Volume: 0.5 (uL) Dilution Factor: 1.00

GPC Cleanup: (Y/N) N pH: 7.0 Sulfur Cleanup: (Y/N) Y

CAS NO	COMPOUND	CONCENTRATION UNITS: (µg/L or µg/Kg) UG/KG	Q
12674-11-2	Aroclor 1016	63	U
11104-28-2	Aroclor 1221	130	U
11141-16-5	Aroclor 1232	63	U
53469-21-9	Aroclor 1242	63	U
12672-29-6	Aroclor 1248	63	U
11097-69-1	Aroclor 1254	63	U
11096-82-5	Aroclor 1260	63	U

PSS114 S167

U.S. EPA - CLP

1

INORGANIC ANALYSIS DATA SHEET

EPA SAMPLE NO

GPESB-7A (25.5-26.5')

Lab Name: H2M LABS, INC.

Lab Code: 10478 Case No. SAS No.: SDG No.: PSS114

Matrix (soil/water): SOIL Lab Sample ID: 0711565-006

Level (low/med): LOW Date Received: 10/4/2007

% Solids: 52.5

Concentration Units (ug/L or mg/kg dry weight): MG/KG

CAS No.	Analyte	Concentration	C	Q	M
7440-38-2	Arsenic	8.3			P
7440-39-3	Barium	156		E	P
7440-43-9	Cadmium	0.062	U		P
7440-47-3	Chromium	29.9		E	P
57-12-5	Cyanide	0.95	U		CA
7439-92-1	Lead	8.8			P
7439-97-6	Mercury	0.037	B		CV
7782-49-2	Selenium	0.46	U	N	P
7440-22-4	Silver	0.28	B	N	P

Color Before: BROWN Clarity Before: Texture: MEDIUM

Color After: YELLOW Clarity After: CLEAR Artifacts:

Comments:

Date Reported: 10/18/2007

PSS114 S168

1A

VOLATILE ORGANICS ANALYSIS DATA SHEET

EPA SAMPLE NO.

10A (0.5-2')

Lab Name: H2M LABS, INC. Contract: _____

Lab Code: 10478 Case No.: KEY-PSS SAS No.: _____ SDG No.: PSS114

Matrix: (soil/water) SOIL Lab Sample ID: 0711565-007A

Sample wt/vol: 5 (g/mL) G Lab File ID: 7\P38018.D

Level: (low/med) LOW Date Received: 10/04/07

% Moisture: not dec. 11.1 Date Analyzed: 10/07/07

GC Column: R-502.2 ID: .53 (mm) Dilution Factor: 1.00

Soil Extract Volume: _____ (µL) Soil Aliquot Volume _____ (µL)

CONCENTRATION UNITS:

CAS NO.	COMPOUND	(µg/L or µg/Kg) UG/KG	Q
74-87-3	Chloromethane	11	U
74-83-9	Bromomethane	11	U
75-01-4	Vinyl chloride	11	U
75-00-3	Chloroethane	11	U
75-09-2	Methylene chloride	5	BJ
67-64-1	Acetone	11	U
75-35-4	1,1-Dichloroethene	11	U
75-15-0	Carbon disulfide	11	U
75-34-3	1,1-Dichloroethane	11	U
540-59-0	1,2-Dichloroethene (total)	11	U
67-66-3	Chloroform	11	U
107-06-2	1,2-Dichloroethane	11	U
78-93-3	2-Butanone	11	U
71-55-6	1,1,1-Trichloroethane	11	U
56-23-5	Carbon tetrachloride	11	U
75-27-4	Bromodichloromethane	11	U
78-87-5	1,2-Dichloropropane	11	U
10061-01-5	cis-1,3-Dichloropropene	11	U
79-01-6	Trichloroethene	11	U
124-48-1	Dibromochloromethane	11	U
79-00-5	1,1,2-Trichloroethane	11	U
71-43-2	Benzene	11	U
10061-02-6	trans-1,3-Dichloropropene	11	U
75-25-2	Bromoform	11	U
108-10-1	4-Methyl-2-pentanone	11	U
591-78-6	2-Hexanone	11	U
127-18-4	Tetrachloroethene	11	U
79-34-5	1,1,2,2-Tetrachloroethane	11	U
108-88-3	Toluene	11	U
108-90-7	Chlorobenzene	11	U
100-41-4	Ethylbenzene	11	U
100-42-5	Styrene	11	U
1330-20-7	Xylene (total)	11	U

PSS114 S169

1F

VOLATILE ORGANICS ANALYSIS DATA SHEET

TENTATIVELY IDENTIFIED COMPOUNDS

EPA SAMPLE NO.

10A (0.5-2')

Lab Name: H2M LABS, INC. Contract: _____

Lab Code: 10478 Case No.: KEY-PSS SAS No.: _____ SDG No.: PSS114

Matrix: (soil/water) SOIL Lab Sample ID: 0711565-007A

Sample wt/vol: 5 (g/mL) G Lab File ID: 7\P38018.D

Level: (low/med) LOW Date Received: 10/04/07

% Moisture: not dec. 11.1 Date Analyzed: 10/07/07

GC Column: R-502.2 ID: .53 (mm) Dilution Factor: 1.00

Soil Extract Volume: (µl) Soil Aliquot Volume: 0 (µL)

CONCENTRATION UNITS:

Number TICs found: 2 (µg/L or µg/Kg) UG/KG

CAS NUMBER	COMPOUND NAME	RT	EST.CONC.	Q
1.	unknown siloxane (18.68)	18.68	17	BJX
2.	unknown siloxane (21.23)	21.23	25	JX

PSS114 S170

1C

SEMIVOLATILE ORGANICS ANALYSIS DATA SHEET

EPA SAMPLE NO.

SB-10A(0.5-2)

Lab Name: H2M LABS, INC. Contract: _____

Lab Code: 10478 Case No.: KEY-PSS SAS No.: _____ SDG No.: PSS114

Matrix: (soil/water) SOIL Lab Sample ID: 0711565-007B

Sample wt/vol: 15 (g/mL) G Lab File ID: 7\N22121.D

Level: (low/med) LOW Date Received: 10/04/07

% Moisture: 11.1 Decanted: (Y/N) N Date Extracted: 10/08/07

Concentrated Extract Volume: 1000 (µL) Date Analyzed: 10/12/07

Injection Volume: 2 (µL) Dilution Factor: 1.00

GPC Cleanup: (Y/N) N pH: 7.0 Extraction: (Type) PFEX

CAS NO.	COMPOUND	CONCENTRATION UNITS: (µg/L or µg/Kg) UG/KG	Q
108-95-2	Phenol	370	U
111-44-4	Bis(2-chloroethyl)ether	370	U
95-57-8	2-Chlorophenol	370	U
541-73-1	1,3-Dichlorobenzene	370	U
106-46-7	1,4-Dichlorobenzene	370	U
95-50-1	1,2-Dichlorobenzene	370	U
95-48-7	2-Methylphenol	370	U
108-60-1	2,2'-oxybis(1-chloropropane)	370	U
106-44-5	4-Methylphenol	370	U
621-64-7	N-Nitroso-di-n-propylamine	370	U
67-72-1	Hexachloroethane	370	U
98-95-3	Nitrobenzene	370	U
78-59-1	Isophorone	370	U
88-75-5	2-Nitrophenol	370	U
105-67-9	2,4-Dimethylphenol	370	U
111-91-1	Bis(2-chloroethoxy)methane	370	U
120-83-2	2,4-Dichlorophenol	370	U
120-82-1	1,2,4-Trichlorobenzene	370	U
91-20-3	Naphthalene	370	U
106-47-8	4-Chloroaniline	370	U
87-68-3	Hexachlorobutadiene	370	U
59-50-7	4-Chloro-3-methylphenol	370	U
91-57-6	2-Methylnaphthalene	370	U
77-47-4	Hexachlorocyclopentadiene	370	U
88-06-2	2,4,6-Trichlorophenol	370	U
95-95-4	2,4,5-Trichlorophenol	930	U
91-58-7	2-Chloronaphthalene	370	U
88-74-4	2-Nitroaniline	930	U
131-11-3	Dimethylphthalate	370	U
208-96-8	Acenaphthylene	370	U
606-20-2	2,6-Dinitrotoluene	370	U
99-09-2	3-Nitroaniline	930	U
83-32-9	Acenaphthene	370	U
51-28-5	2,4-Dinitrophenol	930	U
100-02-7	4-Nitrophenol	930	U
132-64-9	Dibenzofuran	370	U

1D

SEMIVOLATILE ORGANICS ANALYSIS DATA SHEET

EPA SAMPLE NO.

SB-10A(0.5-2)

Lab Name: H2M LABS, INC. Contract: _____

Lab Code: 10478 Case No.: KEY-PSS SAS No.: _____ SDG No.: PSS114

Matrix: (soil/water) SOIL Lab Sample ID: 0711565-007B

Sample wt/vol: 15 (g/mL) G Lab File ID: 7\N22121.D

Level: (low/med) LOW Date Received: 10/04/07

% Moisture: 11.1 Decanted: (Y/N) N Date Extracted: 10/08/07

Concentrated Extract Volume: 1000 (µL) Date Analyzed: 10/12/07

Injection Volume: 2 (µL) Dilution Factor: 1.00

GPC Cleanup: (Y/N) N pH: 7.0 Extraction: (Type) PFEX

CAS NO.	COMPOUND	CONCENTRATION UNITS: (µg/L or µg/Kg) UG/KG	Q
121-14-2	2,4-Dinitrotoluene	370	U
84-66-2	Diethylphthalate	370	U
7005-72-3	4-Chlorophenyl-phenylether	370	U
86-73-7	Fluorene	370	U
100-01-6	4-Nitroaniline	930	U
534-52-1	4,6-Dinitro-2-methylphenol	930	U
86-30-6	N-Nitrosodiphenylamine	370	U
101-55-3	4-Bromophenyl-phenylether	370	U
118-74-1	Hexachlorobenzene	370	U
87-86-5	Pentachlorophenol	930	U
85-01-8	Phenanthrene	370	U
120-12-7	Anthracene	370	U
86-74-8	Carbazole	370	U
84-74-2	Di-n-butyl phthalate	370	U
206-44-0	Fluoranthene	370	U
129-00-0	Pyrene	370	U
85-68-7	Butyl benzyl phthalate	370	U
91-94-1	3,3'-Dichlorobenzidine	370	U
56-55-3	Benzo(a)anthracene	370	U
218-01-9	Chrysene	370	U
117-81-7	Bis(2-ethylhexyl)phthalate	370	U
117-84-0	Di-n-octyl phthalate	370	U
205-99-2	Benzo(b)fluoranthene	370	U
207-08-9	Benzo(k)fluoranthene	370	U
50-32-8	Benzo(a)pyrene	370	U
193-39-5	Indeno(1,2,3-cd)pyrene	370	U
53-70-3	Dibenzo(a,h)anthracene	370	U
191-24-2	Benzo(g,h,i)perylene	370	U

(1) Cannot be separated from Diphenylamine

PSS114 S172

1G

SEMIVOLATILE ORGANICS ANALYSIS DATA SHEET
TENTATIVELY IDENTIFIED COMPOUNDS

EPA SAMPLE NO.

SB-10A(0.5-2)

Lab Name: H2M LABS, INC. Contract: ____

Lab Code: 10478 Case No.: KEY-PSS SAS No.: ____ SDG No.: PSS114

Matrix: (soil/water) SOIL Lab Sample ID: 0711565-007B

Sample wt/vol: 15 (g/mL) G Lab File ID: 7\N22121.D

Level: (low/med) LOW Date Received: 10/04/07

% Moisture: 11.1 Decanted:(Y/N) N Date Extracted: 10/08/07

Concentrated Extract Volume: 1000 (µl) Date Analyzed: 10/12/07

Injection Volume: 2 (µl) Dilution Factor: 1.00

GPC Cleanup: (Y/N) N pH: 7.0 Extraction: (Type) PFEX

CONCENTRATION UNITS:
(µg/L or µg/Kg) UG/KG

Number TICs found: 0

CAS NUMBER	COMPOUND NAME	RT	EST.CONC.	Q
1.	(DEL) Alkane: Straight-Chain	17.09	160	J

PSS114.S173

1E

PESTICIDE ORGANICS ANALYSIS DATA SHEET

EPA SAMPLE NO.

10A (0.5-2')

Lab Name: H2M LABS, INC. Contract: _____

Lab Code: 10478 Case No.: KEY-PSS SAS No.: _____ SDG No.: PSS114

Matrix: (soil/water) SOIL Lab Sample ID: 0711565-007B

Sample wt/vol: 15 (g/mL) G Lab File ID: a00204.raw

% Moisture: 11.1 Decanted: (Y/N) N Date Received: 10/04/07

Extraction: (Type) PFEX Date Extracted: 10/10/07

Concentrated Extract Volume: 5000 (uL) Date Analyzed: 10/12/07

Injection Volume: 0.5 (uL) Dilution Factor: 1.00

GPC Cleanup: (Y/N) N pH: 7.0 Sulfur Cleanup: (Y/N) Y

CAS NO	COMPOUND	CONCENTRATION UNITS: (µg/L or µg/Kg) UG/KG	Q
12674-11-2	Aroclor 1016	37	U
11104-28-2	Aroclor 1221	75	U
11141-16-5	Aroclor 1232	37	U
53469-21-9	Aroclor 1242	37	U
12672-29-6	Aroclor 1248	37	U
11097-69-1	Aroclor 1254	37	U
11096-82-5	Aroclor 1260	37	U

U.S. EPA - CLP

1

INORGANIC ANALYSIS DATA SHEET

EPA SAMPLE NO

GPESB-10A (0.5-2')

Lab Name: H2M LABS, INC.

Lab Code: 10478 Case No. SAS No.: SDG No.: PSS114

Matrix (soil/water): SOIL Lab Sample ID: 0711565-007

Level (low/med): LOW Date Received: 10/4/2007

% Solids: 88.9

Concentration Units (ug/L or mg/kg dry weight): MG/KG

CAS No.	Analyte	Concentration	C	Q	M
7440-38-2	Arsenic	3.7			P
7440-39-3	Barium	39.9		E	P
7440-43-9	Cadmium	0.036	U		P
7440-47-3	Chromium	21.1		E	P
57-12-5	Cyanide	0.56	U		CA
7439-92-1	Lead	10.3			P
7439-97-6	Mercury	0.019	B		CV
7782-49-2	Selenium	0.27	U	N	P
7440-22-4	Silver	0.12	B	N	P

Color Before: BROWN Clarity Before: _____ Texture: MEDIUM

Color After: YELLOW Clarity After: CLEAR Artifacts: _____

Comments:

Date Reported: 10/18/2007

PSS114 S175

1A

VOLATILE ORGANICS ANALYSIS DATA SHEET

EPA SAMPLE NO.

10A (5-6')

Lab Name: H2M LABS, INC. Contract: _____

Lab Code: 10478 Case No.: KEY-PSS SAS No.: _____ SDG No.: PSS114

Matrix: (soil/water) SOIL Lab Sample ID: 0711565-008A

Sample wt/vol: 5 (g/mL) G Lab File ID: 7\P38024.D

Level: (low/med) LOW Date Received: 10/04/07

% Moisture: not dec. 14 Date Analyzed: 10/07/07

GC Column: R-502.2 ID: .53 (mm) Dilution Factor: 1.00

Soil Extract Volume: _____ (µL) Soil Aliquot Volume _____ (µL)

CONCENTRATION UNITS:

CAS NO.	COMPOUND	(µg/L or µg/Kg) UG/KG	Q
74-87-3	Chloromethane	12	U
74-83-9	Bromomethane	12	U
75-01-4	Vinyl chloride	12	U
75-00-3	Chloroethane	12	U
75-09-2	Methylene chloride	8	BJ
67-64-1	Acetone	64	
75-35-4	1,1-Dichloroethene	12	U
75-15-0	Carbon disulfide	12	U
75-34-3	1,1-Dichloroethane	12	U
540-59-0	1,2-Dichloroethene (total)	12	U
67-66-3	Chloroform	12	U
107-06-2	1,2-Dichloroethane	12	U
78-93-3	2-Butanone	15	
71-55-6	1,1,1-Trichloroethane	12	U
56-23-5	Carbon tetrachloride	12	U
75-27-4	Bromodichloromethane	12	U
78-87-5	1,2-Dichloropropane	12	U
10061-01-5	cis-1,3-Dichloropropene	12	U
79-01-6	Trichloroethene	12	U
124-48-1	Dibromochloromethane	12	U
79-00-5	1,1,2-Trichloroethane	12	U
71-43-2	Benzene	12	U
10061-02-6	trans-1,3-Dichloropropene	12	U
75-25-2	Bromoform	12	U
108-10-1	4-Methyl-2-pentanone	12	U
591-78-6	2-Hexanone	12	U
127-18-4	Tetrachloroethene	12	U
79-34-5	1,1,2,2-Tetrachloroethane	12	U
108-88-3	Toluene	12	U
108-90-7	Chlorobenzene	12	U
100-41-4	Ethylbenzene	12	U
100-42-5	Styrene	12	U
1330-20-7	Xylene (total)	12	U

PSS114 S176

1F

VOLATILE ORGANICS ANALYSIS DATA SHEET

TENTATIVELY IDENTIFIED COMPOUNDS

EPA SAMPLE NO.

10A (5-6')

Lab Name: H2M LABS, INC. Contract: _____

Lab Code: 10478 Case No.: KEY-PSS SAS No.: _____ SDG No.: PSS114

Matrix: (soil/water) SOIL Lab Sample ID: 0711565-008A

Sample wt/vol: 5 (g/mL) G Lab File ID: 7\P38024.D

Level: (low/med) LOW Date Received: 10/04/07

% Moisture: not dec. 14 Date Analyzed: 10/07/07

GC Column: R-502.2 ID: .53 (mm) Dilution Factor: 1.00

Soil Extract Volume: (µl) Soil Aliquot Volume: 0 (µL)

CONCENTRATION UNITS:

(µg/L or µg/Kg) UG/KG

Number TICs found: 2

CAS NUMBER	COMPOUND NAME	RT	EST.CONC.	Q
1.	unknown siloxane (18.68)	18.68	15	BJX
2.	unknown siloxane (21.24)	21.24	34	BJX

PSS114 S177

1C

SEMIVOLATILE ORGANICS ANALYSIS DATA SHEET

EPA SAMPLE NO.

SB-10A(5-6)

Lab Name: H2M LABS, INC. Contract: _____

Lab Code: 10478 Case No.: KEY-PSS SAS No.: _____ SDG No.: PSS114

Matrix: (soil/water) SOIL Lab Sample ID: 0711565-008B

Sample wt/vol: 15 (g/mL) G Lab File ID: 7\N22122.D

Level: (low/med) LOW Date Received: 10/04/07

% Moisture: 14 Decanted: (Y/N) N Date Extracted: 10/08/07

Concentrated Extract Volume: 1000 (µL) Date Analyzed: 10/12/07

Injection Volume: 2 (µL) Dilution Factor: 1.00

GPC Cleanup: (Y/N) N pH: 7.0 Extraction: (Type) PFEX

CAS NO.	COMPOUND	CONCENTRATION UNITS: (µg/L or µg/Kg) UG/KG	Q
108-95-2	Phenol	380	U
111-44-4	Bis(2-chloroethyl)ether	380	U
95-57-8	2-Chlorophenol	380	U
541-73-1	1,3-Dichlorobenzene	380	U
106-46-7	1,4-Dichlorobenzene	380	U
95-50-1	1,2-Dichlorobenzene	380	U
95-48-7	2-Methylphenol	380	U
108-60-1	2,2'-oxybis(1-chloropropane)	380	U
106-44-5	4-Methylphenol	380	U
621-64-7	N-Nitroso-di-n-propylamine	380	U
67-72-1	Hexachloroethane	380	U
98-95-3	Nitrobenzene	380	U
78-59-1	Isophorone	380	U
88-75-5	2-Nitrophenol	380	U
105-67-9	2,4-Dimethylphenol	380	U
111-91-1	Bis(2-chloroethoxy)methane	380	U
120-83-2	2,4-Dichlorophenol	380	U
120-82-1	1,2,4-Trichlorobenzene	380	U
91-20-3	Naphthalene	380	U
106-47-8	4-Chloroaniline	380	U
87-68-3	Hexachlorobutadiene	380	U
59-50-7	4-Chloro-3-methylphenol	380	U
91-57-6	2-Methylnaphthalene	380	U
77-47-4	Hexachlorocyclopentadiene	380	U
88-06-2	2,4,6-Trichlorophenol	380	U
95-95-4	2,4,5-Trichlorophenol	970	U
91-58-7	2-Chloronaphthalene	380	U
88-74-4	2-Nitroaniline	970	U
131-11-3	Dimethylphthalate	380	U
208-96-8	Acenaphthylene	380	U
606-20-2	2,6-Dinitrotoluene	380	U
99-09-2	3-Nitroaniline	970	U
83-32-9	Acenaphthene	380	U
51-28-5	2,4-Dinitrophenol	970	U
100-02-7	4-Nitrophenol	970	U
132-64-9	Dibenzofuran	380	U

PSS114 S178

1D

SEMIVOLATILE ORGANICS ANALYSIS DATA SHEET

EPA SAMPLE NO.

SB-10A(5-6)

Lab Name: H2M LABS, INC. Contract: _____

Lab Code: 10478 Case No.: KEY-PSS SAS No.: _____ SDG No.: PSS114

Matrix: (soil/water) SOIL Lab Sample ID: 0711565-008B

Sample wt/vol: 15 (g/mL) G Lab File ID: 7\N22122.D

Level: (low/med) LOW Date Received: 10/04/07

% Moisture: 14 Decanted: (Y/N) N Date Extracted: 10/08/07

Concentrated Extract Volume: 1000 (µL) Date Analyzed: 10/12/07

Injection Volume: 2 (µL) Dilution Factor: 1.00

GPC Cleanup: (Y/N) N pH: 7.0 Extraction: (Type) PFEX

CAS NO.	COMPOUND	CONCENTRATION UNITS: (µg/L or µg/Kg) UG/KG	Q
121-14-2	2,4-Dinitrotoluene	380	U
84-66-2	Diethylphthalate	380	U
7005-72-3	4-Chlorophenyl-phenylether	380	U
86-73-7	Fluorene	380	U
100-01-6	4-Nitroaniline	970	U
534-52-1	4,6-Dinitro-2-methylphenol	970	U
86-30-6	N-Nitrosodiphenylamine	380	U
101-55-3	4-Bromophenyl-phenylether	380	U
118-74-1	Hexachlorobenzene	380	U
87-86-5	Pentachlorophenol	970	U
85-01-8	Phenanthrene	380	U
120-12-7	Anthracene	380	U
86-74-8	Carbazole	380	U
84-74-2	Di-n-butyl phthalate	380	U
206-44-0	Fluoranthene	380	U
129-00-0	Pyrene	380	U
85-68-7	Butyl benzyl phthalate	380	U
91-94-1	3,3'-Dichlorobenzidine	380	U
56-55-3	Benzo(a)anthracene	380	U
218-01-9	Chrysene	380	U
117-81-7	Bis(2-ethylhexyl)phthalate	380	U
117-84-0	Di-n-octyl phthalate	380	U
205-99-2	Benzo(b)fluoranthene	380	U
207-08-9	Benzo(k)fluoranthene	380	U
50-32-8	Benzo(a)pyrene	380	U
193-39-5	Indeno(1,2,3-cd)pyrene	380	U
53-70-3	Dibenzo(a,h)anthracene	380	U
191-24-2	Benzo(g,h,i)perylene	380	U

(1) Cannot be separated from Diphenylamine

PSS114 S179

1G

SEMIVOLATILE ORGANICS ANALYSIS DATA SHEET
TENTATIVELY IDENTIFIED COMPOUNDS

EPA SAMPLE NO.

SB-10A(5-6)

Lab Name: H2M LABS, INC. Contract: ____

Lab Code: 10478 Case No.: KEY-PSS SAS No.: ____ SDG No.: PSS114

Matrix: (soil/water) SOIL Lab Sample ID: 0711565-008B

Sample wt/vol: 15 (g/mL) G Lab File ID: 7\N22122.D

Level: (low/med) LOW Date Received: 10/04/07

% Moisture: 14 Decanted:(Y/N) N Date Extracted: 10/08/07

Concentrated Extract Volume: 1000 (µl) Date Analyzed: 10/12/07

Injection Volume: 2 (µl) Dilution Factor: 1.00

GPC Cleanup: (Y/N) N pH: 7.0 Extraction: (Type) PFEX

CONCENTRATION UNITS:
(µg/L or µg/Kg) UG/KG

Number TICs found: 0

CAS NUMBER	COMPOUND NAME	RT	EST.CONC.	Q

PSS114 S180

1E

PESTICIDE ORGANICS ANALYSIS DATA SHEET

EPA SAMPLE NO.

10A (5-6')

Lab Name: H2M LABS, INC. Contract: _____

Lab Code: 10478 Case No.: KEY-PSS SAS No.: _____ SDG No.: PSS114

Matrix: (soil/water) SOIL Lab Sample ID: 0711565-008B

Sample wt/vol: 15 (g/mL) G Lab File ID: a00205.raw

% Moisture: 14 Decanted: (Y/N) N Date Received: 10/04/07

Extraction: (Type) PFEX Date Extracted: 10/10/07

Concentrated Extract Volume: 5000 (uL) Date Analyzed: 10/12/07

Injection Volume: 0.5 (uL) Dilution Factor: 1.00

GPC Cleanup: (Y/N) N pH: 7.0 Sulfur Cleanup: (Y/N) Y

CONCENTRATION UNITS:

CAS NO	COMPOUND	(µg/L or µg/Kg) UG/KG	Q
12674-11-2	Aroclor 1016	38	U
11104-28-2	Aroclor 1221	78	U
11141-16-5	Aroclor 1232	38	U
53469-21-9	Aroclor 1242	38	U
12672-29-6	Aroclor 1248	38	U
11097-69-1	Aroclor 1254	38	U
11096-82-5	Aroclor 1260	38	U

U.S. EPA - CLP

1

INORGANIC ANALYSIS DATA SHEET

EPA SAMPLE NO

GPESB-10A (5-6')

Lab Name: H2M LABS, INC.

Lab Code: 10478 Case No. SAS No.: SDG No.: PSS114

Matrix (soil/water): SOIL Lab Sample ID: 0711565-008

Level (low/med): LOW Date Received: 10/4/2007

% Solids: 86.0

Concentration Units (ug/L or mg/kg dry weight): MG/KG

CAS No.	Analyte	Concentration	C	Q	M
7440-38-2	Arsenic	2.4			P
7440-39-3	Barium	28.1		E	P
7440-43-9	Cadmium	0.038	U		P
7440-47-3	Chromium	10.0		E	P
57-12-5	Cyanide	0.58	U		CA
7439-92-1	Lead	13.8			P
7439-97-6	Mercury	0.043			CV
7782-49-2	Selenium	0.28	U	N	P
7440-22-4	Silver	0.055	B	N	P

Color Before: BROWN Clarity Before: Texture: MEDIUM

Color After: YELLOW Clarity After: CLEAR Artifacts:

Comments:

Date Reported: 10/18/2007

PSS114 S182

1A

VOLATILE ORGANICS ANALYSIS DATA SHEET

EPA SAMPLE NO.

10A (12.5-13.5')

Lab Name: H2M LABS, INC. Contract: _____

Lab Code: 10478 Case No.: KEY-PSS SAS No.: _____ SDG No.: PSS114

Matrix: (soil/water) SOIL Lab Sample ID: 0711565-009A

Sample wt/vol: 5 (g/mL) G Lab File ID: 7\P38025.D

Level: (low/med) LOW Date Received: 10/04/07

% Moisture: not dec. 10.9 Date Analyzed: 10/07/07

GC Column: R-502.2 ID: .53 (mm) Dilution Factor: 1.00

Soil Extract Volume: _____ (µL) Soil Aliquot Volume _____ (µL)

CONCENTRATION UNITS:

CAS NO.	COMPOUND	(µg/L or µg/Kg) UG/KG	Q
74-87-3	Chloromethane	11	U
74-83-9	Bromomethane	11	U
75-01-4	Vinyl chloride	11	U
75-00-3	Chloroethane	11	U
75-09-2	Methylene chloride	7	BJ
67-64-1	Acetone	92	
75-35-4	1,1-Dichloroethene	11	U
75-15-0	Carbon disulfide	1	J
75-34-3	1,1-Dichloroethane	11	U
540-59-0	1,2-Dichloroethene (total)	11	U
67-66-3	Chloroform	11	U
107-06-2	1,2-Dichloroethane	11	U
78-93-3	2-Butanone	24	
71-55-6	1,1,1-Trichloroethane	11	U
56-23-5	Carbon tetrachloride	11	U
75-27-4	Bromodichloromethane	11	U
78-87-5	1,2-Dichloropropane	11	U
10061-01-5	cis-1,3-Dichloropropene	11	U
79-01-6	Trichloroethene	11	U
124-48-1	Dibromochloromethane	11	U
79-00-5	1,1,2-Trichloroethane	11	U
71-43-2	Benzene	11	U
10061-02-6	trans-1,3-Dichloropropene	11	U
75-25-2	Bromoform	11	U
108-10-1	4-Methyl-2-pentanone	11	U
591-78-6	2-Hexanone	11	U
127-18-4	Tetrachloroethene	11	U
79-34-5	1,1,2,2-Tetrachloroethane	11	U
108-88-3	Toluene	11	U
108-90-7	Chlorobenzene	11	U
100-41-4	Ethylbenzene	11	U
100-42-5	Styrene	11	U
1330-20-7	Xylene (total)	11	U

PSS114 S183

1F

VOLATILE ORGANICS ANALYSIS DATA SHEET

TENTATIVELY IDENTIFIED COMPOUNDS

EPA SAMPLE NO.

10A (12.5-13.5')

Lab Name: H2M LABS, INC. Contract: _____

Lab Code: 10478 Case No.: KEY-PSS SAS No.: _____ SDG No.: PSS114

Matrix: (soil/water) SOIL Lab Sample ID: 0711565-009A

Sample wt/vol: 5 (g/mL) G Lab File ID: 7\P38025.D

Level: (low/med) LOW Date Received: 10/04/07

% Moisture: not dec. 10.9 Date Analyzed: 10/07/07

GC Column: R-502.2 ID: .53 (mm) Dilution Factor: 1.00

Soil Extract Volume: (µl) Soil Aliquot Volume: 0 (µL)

CONCENTRATION UNITS:

(µg/L or µg/Kg) UG/KG

Number TICs found: 2

CAS NUMBER	COMPOUND NAME	RT	EST.CONC.	Q
1.	unknown siloxane (18.69)	18.69	18	JX
2.	unknown siloxane (21.25)	21.25	21	JX

PSS114 S184

1C

SEMIVOLATILE ORGANICS ANALYSIS DATA SHEET

EPA SAMPLE NO.

SB-10A(12.5-13.5)

Lab Name: H2M LABS, INC. Contract: _____

Lab Code: 10478 Case No.: KEY-PSS SAS No.: _____ SDG No.: PSS114

Matrix: (soil/water) SOIL Lab Sample ID: 0711565-009B

Sample wt/vol: 15 (g/mL) G Lab File ID: 7\N22137.D

Level: (low/med) LOW Date Received: 10/04/07

% Moisture: 10.9 Decanted: (Y/N) N Date Extracted: 10/08/07

Concentrated Extract Volume: 1000 (µL) Date Analyzed: 10/15/07

Injection Volume: 2 (µL) Dilution Factor: 1.00

GPC Cleanup: (Y/N) N pH: 7.0 Extraction: (Type) PFEX

CAS NO.	COMPOUND	CONCENTRATION UNITS: (µg/L or µg/Kg) UG/KG	Q
108-95-2	Phenol	370	U
111-44-4	Bis(2-chloroethyl)ether	370	U
95-57-8	2-Chlorophenol	370	U
541-73-1	1,3-Dichlorobenzene	370	U
106-46-7	1,4-Dichlorobenzene	370	U
95-50-1	1,2-Dichlorobenzene	370	U
95-48-7	2-Methylphenol	370	U
108-60-1	2,2'-oxybis(1-chloropropane)	370	U
106-44-5	4-Methylphenol	370	U
621-64-7	N-Nitroso-di-n-propylamine	370	U
67-72-1	Hexachloroethane	370	U
98-95-3	Nitrobenzene	370	U
78-59-1	Isophorone	370	U
88-75-5	2-Nitrophenol	370	U
105-67-9	2,4-Dimethylphenol	370	U
111-91-1	Bis(2-chloroethoxy)methane	370	U
120-83-2	2,4-Dichlorophenol	370	U
120-82-1	1,2,4-Trichlorobenzene	370	U
91-20-3	Naphthalene	370	U
106-47-8	4-Chloroaniline	370	U
87-68-3	Hexachlorobutadiene	370	U
59-50-7	4-Chloro-3-methylphenol	370	U
91-57-6	2-Methylnaphthalene	370	U
77-47-4	Hexachlorocyclopentadiene	370	U
88-06-2	2,4,6-Trichlorophenol	370	U
95-95-4	2,4,5-Trichlorophenol	930	U
91-58-7	2-Chloronaphthalene	370	U
88-74-4	2-Nitroaniline	930	U
131-11-3	Dimethylphthalate	370	U
208-96-8	Acenaphthylene	370	U
606-20-2	2,6-Dinitrotoluene	370	U
99-09-2	3-Nitroaniline	930	U
83-32-9	Acenaphthene	370	U
51-28-5	2,4-Dinitrophenol	930	U
100-02-7	4-Nitrophenol	930	U
132-64-9	Dibenzofuran	370	U

1D

SEMIVOLATILE ORGANICS ANALYSIS DATA SHEET

EPA SAMPLE NO.

SB-10A(12.5-13.5)

Lab Name: H2M LABS, INC. Contract: _____

Lab Code: 10478 Case No.: KEY-PSS SAS No.: _____ SDG No.: PSS114

Matrix: (soil/water) SOIL Lab Sample ID: 0711565-009B

Sample wt/vol: 15 (g/mL) G Lab File ID: 7\N22137.D

Level: (low/med) LOW Date Received: 10/04/07

% Moisture: 10.9 Decanted: (Y/N) N Date Extracted: 10/08/07

Concentrated Extract Volume: 1000 (µL) Date Analyzed: 10/15/07

Injection Volume: 2 (µL) Dilution Factor: 1.00

GPC Cleanup: (Y/N) N pH: 7.0 Extraction: (Type) PFEX

CAS NO.	COMPOUND	CONCENTRATION UNITS: (µg/L or µg/Kg) UG/KG	Q
121-14-2	2,4-Dinitrotoluene	370	U
84-66-2	Diethylphthalate	370	U
7005-72-3	4-Chlorophenyl-phenylether	370	U
86-73-7	Fluorene	370	U
100-01-6	4-Nitroaniline	930	U
534-52-1	4,6-Dinitro-2-methylphenol	930	U
86-30-6	N-Nitrosodiphenylamine	370	U
101-55-3	4-Bromophenyl-phenylether	370	U
118-74-1	Hexachlorobenzene	370	U
87-86-5	Pentachlorophenol	930	U
85-01-8	Phenanthrene	370	U
120-12-7	Anthracene	370	U
86-74-8	Carbazole	370	U
84-74-2	Di-n-butyl phthalate	370	U
206-44-0	Fluoranthene	370	U
129-00-0	Pyrene	370	U
85-68-7	Butyl benzyl phthalate	370	U
91-94-1	3,3'-Dichlorobenzidine	370	U
56-55-3	Benzo(a)anthracene	370	U
218-01-9	Chrysene	370	U
117-81-7	Bis(2-ethylhexyl)phthalate	370	U
117-84-0	Di-n-octyl phthalate	370	U
205-99-2	Benzo(b)fluoranthene	370	U
207-08-9	Benzo(k)fluoranthene	370	U
50-32-8	Benzo(a)pyrene	370	U
193-39-5	Indeno(1,2,3-cd)pyrene	370	U
53-70-3	Dibenzo(a,h)anthracene	370	U
191-24-2	Benzo(g,h,i)perylene	370	U

(1) Cannot be separated from Diphenylamine

PSS114 S186

1G

SEMIVOLATILE ORGANICS ANALYSIS DATA SHEET
TENTATIVELY IDENTIFIED COMPOUNDS

EPA SAMPLE NO.

SB-10A(12.5-13.5)

Lab Name: H2M LABS, INC. Contract: ____

Lab Code: 10478 Case No.: KEY-PSS SAS No.: ____ SDG No.: PSS114

Matrix: (soil/water) SOIL Lab Sample ID: 0711565-009B

Sample wt/vol: 15 (g/mL) G Lab File ID: 7\N22137.D

Level: (low/med) LOW Date Received: 10/04/07

% Moisture: 10.9 Decanted:(Y/N) N Date Extracted: 10/08/07

Concentrated Extract Volume: 1000 (µl) Date Analyzed: 10/15/07

Injection Volume: 2 (µl) Dilution Factor: 1.00

GPC Cleanup: (Y/N) N pH: 7.0 Extraction: (Type) PFEX

CONCENTRATION UNITS:

Number TICs found: 1 (µg/L or µg/Kg) UG/KG

CAS NUMBER	COMPOUND NAME	RT	EST.CONC.	Q
1	substituted PNA	15.22	190	J

PSS114 S187

1E

PESTICIDE ORGANICS ANALYSIS DATA SHEET

EPA SAMPLE NO.

10A (12.5-13.5')

Lab Name: H2M LABS, INC. Contract: _____

Lab Code: 10478 Case No.: KEY-PSS SAS No.: _____ SDG No.: PSS114

Matrix: (soil/water) SOIL Lab Sample ID: 0711565-009B

Sample wt/vol: 15 (g/mL) G Lab File ID: a00206.raw

% Moisture: 10.9 Decanted: (Y/N) N Date Received: 10/04/07

Extraction: (Type) PFEX Date Extracted: 10/10/07

Concentrated Extract Volume: 5000 (uL) Date Analyzed: 10/12/07

Injection Volume: 0.5 (uL) Dilution Factor: 1.00

GPC Cleanup: (Y/N) N pH: 7.0 Sulfur Cleanup: (Y/N) Y

CAS NO	COMPOUND	CONCENTRATION UNITS: (µg/L or µg/Kg) UG/KG	Q
12674-11-2	Aroclor 1016	37	U
11104-28-2	Aroclor 1221	75	U
11141-16-5	Aroclor 1232	37	U
53469-21-9	Aroclor 1242	37	U
12672-29-6	Aroclor 1248	37	U
11097-69-1	Aroclor 1254	37	U
11096-82-5	Aroclor 1260	37	U

U.S. EPA - CLP

1

INORGANIC ANALYSIS DATA SHEET

EPA SAMPLE NO

GPESB-10A (12.5-13.5')

Lab Name: H2M LABS, INC.

Lab Code: 10478 Case No. SAS No.: SDG No.: PSS114

Matrix (soil/water): SOIL Lab Sample ID: 0711565-009

Level (low/med): LOW Date Received: 10/4/2007

% Solids: 89.1

Concentration Units (ug/L or mg/kg dry weight): MG/KG

CAS No.	Analyte	Concentration	C	Q	M
7440-38-2	Arsenic	2.4			P
7440-39-3	Barium	45.8		E	P
7440-43-9	Cadmium	0.036	U		P
7440-47-3	Chromium	42.2		E	P
57-12-5	Cyanide	0.56	U		CA
7439-92-1	Lead	8.3			P
7439-97-6	Mercury	0.036	B		CV
7782-49-2	Selenium	0.27	U	N	P
7440-22-4	Silver	0.13	B	N	P

Color Before: BROWN Clarity Before: Texture: MEDIUM

Color After: YELLOW Clarity After: CLEAR Artifacts:

Comments:

Date Reported: 10/18/2007

PSS114 S189

1A

VOLATILE ORGANICS ANALYSIS DATA SHEET

EPA SAMPLE NO.

FB100407

Lab Name: H2M LABS, INC. Contract: _____

Lab Code: 10478 Case No.: KEY-PSS SAS No.: _____ SDG No.: PSS114

Matrix: (soil/water) WATER Lab Sample ID: 0711565-010A

Sample wt/vol: 5 (g/mL) ML Lab File ID: A\A56345.D

Level: (low/med) LOW Date Received: 10/04/07

% Moisture: not dec. Date Analyzed: 10/07/07

GC Column: ZB-624 ID: .18 (mm) Dilution Factor: 1.00

Soil Extract Volume: _____ (µL) Soil Aliquot Volume _____ (µL)

CAS NO.	COMPOUND	CONCENTRATION UNITS: (µg/L or µg/Kg) UG/L	Q
74-87-3	Chloromethane	10	U
74-83-9	Bromomethane	10	U
75-01-4	Vinyl chloride	10	U
75-00-3	Chloroethane	10	U
75-09-2	Methylene chloride	10	U
67-64-1	Acetone	10	U
75-35-4	1,1-Dichloroethene	10	U
75-15-0	Carbon disulfide	10	U
75-34-3	1,1-Dichloroethane	10	U
540-59-0	1,2-Dichloroethene (total)	10	U
67-66-3	Chloroform	10	U
107-06-2	1,2-Dichloroethane	10	U
78-93-3	2-Butanone	10	U
71-55-6	1,1,1-Trichloroethane	10	U
56-23-5	Carbon tetrachloride	10	U
75-27-4	Bromodichloromethane	10	U
78-87-5	1,2-Dichloropropane	10	U
10061-01-5	cis-1,3-Dichloropropene	10	U
79-01-6	Trichloroethene	10	U
124-48-1	Dibromochloromethane	10	U
79-00-5	1,1,2-Trichloroethane	10	U
71-43-2	Benzene	10	U
10061-02-6	trans-1,3-Dichloropropene	10	U
75-25-2	Bromoform	10	U
108-10-1	4-Methyl-2-pentanone	10	U
591-78-6	2-Hexanone	10	U
127-18-4	Tetrachloroethene	10	U
79-34-5	1,1,2,2-Tetrachloroethane	10	U
108-88-3	Toluene	10	U
108-90-7	Chlorobenzene	10	U
100-41-4	Ethylbenzene	10	U
100-42-5	Styrene	10	U
1330-20-7	Xylene (total)	10	U

PSS114 S190

1F

VOLATILE ORGANICS ANALYSIS DATA SHEET

TENTATIVELY IDENTIFIED COMPOUNDS

EPA SAMPLE NO.

FB100407

Lab Name: H2M LABS, INC. Contract: _____

Lab Code: 10478 Case No.: KEY-PSS SAS No.: _____ SDG No.: PSS114

Matrix: (soil/water) WATER Lab Sample ID: 0711565-010A

Sample wt/vol: 5 (g/mL) ML Lab File ID: A\A56345.D

Level: (low/med) LOW Date Received: 10/04/07

% Moisture: not dec. Date Analyzed: 10/07/07

GC Column: ZB-624 ID: .18 (mm) Dilution Factor: 1.00

Soil Extract Volume: (µl) Soil Aliquot Volume: 0 (µL)

CONCENTRATION UNITS:

Number TICs found: 0 (µg/L or µg/Kg) UG/L

CAS NUMBER	COMPOUND NAME	RT	EST.CONC.	Q

PSS114 S191

1C

SEMIVOLATILE ORGANICS ANALYSIS DATA SHEET

EPA SAMPLE NO.

FB100407

Lab Name: H2M LABS, INC. Contract: _____

Lab Code: 10478 Case No.: KEY-PSS SAS No.: _____ SDG No.: PSS114

Matrix: (soil/water) WATER Lab Sample ID: 0711565-010B

Sample wt/vol: 1000 (g/mL) ML Lab File ID: 7\N22135.D

Level: (low/med) LOW Date Received: 10/04/07

% Moisture: Decanted: (Y/N) N Date Extracted: 10/09/07

Concentrated Extract Volume: 1000 (µL) Date Analyzed: 10/15/07

Injection Volume: 2 (µL) Dilution Factor: 1.00

GPC Cleanup: (Y/N) N pH: ____ Extraction: (Type) SEPF

CAS NO.	COMPOUND	CONCENTRATION UNITS: (µg/L or µg/Kg) UG/L	Q
108-95-2	Phenol	10	U
111-44-4	Bis(2-chloroethyl)ether	10	U
95-57-8	2-Chlorophenol	10	U
541-73-1	1,3-Dichlorobenzene	10	U
106-46-7	1,4-Dichlorobenzene	10	U
95-50-1	1,2-Dichlorobenzene	10	U
95-48-7	2-Methylphenol	10	U
108-60-1	2,2'-oxybis(1-Chloropropane)	10	U
106-44-5	4-Methylphenol	10	U
621-64-7	N-Nitroso-di-n-propylamine	10	U
67-72-1	Hexachloroethane	10	U
98-95-3	Nitrobenzene	10	U
78-59-1	Isophorone	10	U
88-75-5	2-Nitrophenol	10	U
105-67-9	2,4-Dimethylphenol	10	U
111-91-1	Bis(2-chloroethoxy)methane	10	U
120-83-2	2,4-Dichlorophenol	10	U
120-82-1	1,2,4-Trichlorobenzene	10	U
91-20-3	Naphthalene	10	U
106-47-8	4-Chloroaniline	10	U
87-68-3	Hexachlorobutadiene	10	U
59-50-7	4-Chloro-3-methylphenol	10	U
91-57-6	2-Methylnaphthalene	10	U
77-47-4	Hexachlorocyclopentadiene	10	U
88-06-2	2,4,6-Trichlorophenol	10	U
95-95-4	2,4,5-Trichlorophenol	25	U
91-58-7	2-Chloronaphthalene	10	U
88-74-4	2-Nitroaniline	25	U
131-11-3	Dimethylphthalate	10	U
208-96-8	Acenaphthylene	10	U
606-20-2	2,6-Dinitrotoluene	10	U
99-09-2	3-Nitroaniline	25	U
83-32-9	Acenaphthene	10	U
51-28-5	2,4-Dinitrophenol	25	U
100-02-7	4-Nitrophenol	25	U
132-64-9	Dibenzofuran	10	U

1D

SEMIVOLATILE ORGANICS ANALYSIS DATA SHEET

EPA SAMPLE NO.

FB100407

Lab Name: H2M LABS, INC. Contract: _____

Lab Code: 10478 Case No.: KEY-PSS SAS No.: _____ SDG No.: PSS114

Matrix: (soil/water) WATER Lab Sample ID: 0711565-010B

Sample wt/vol: 1000 (g/mL) ML Lab File ID: 7\N22135.D

Level: (low/med) LOW Date Received: 10/04/07

% Moisture: Decanted: (Y/N) N Date Extracted: 10/09/07

Concentrated Extract Volume: 1000 (µL) Date Analyzed: 10/15/07

Injection Volume: 2 (µL) Dilution Factor: 1.00

GPC Cleanup: (Y/N) N pH: ____ Extraction: (Type) SEPF

CONCENTRATION UNITS: (µg/L or µg/Kg) UG/L

CAS NO.	COMPOUND		Q
121-14-2	2,4-Dinitrotoluene	10	U
84-66-2	Diethylphthalate	10	U
7005-72-3	4-Chlorophenyl-phenylether	10	U
86-73-7	Fluorene	10	U
100-01-6	4-Nitroaniline	25	U
534-52-1	4,6-Dinitro-2-methylphenol	25	U
86-30-6	N-Nitrosodiphenylamine	10	U
101-55-3	4-Bromophenyl-phenylether	10	U
118-74-1	Hexachlorobenzene	10	U
87-86-5	Pentachlorophenol	25	U
85-01-8	Phenanthrene	10	U
120-12-7	Anthracene	10	U
86-74-8	Carbazole	10	U
84-74-2	Di-n-butyl phthalate	10	U
206-44-0	Fluoranthene	10	U
129-00-0	Pyrene	10	U
85-68-7	Butyl benzyl phthalate	10	U
91-94-1	3,3'-Dichlorobenzidine	10	U
56-55-3	Benzo(a)anthracene	10	U
218-01-9	Chrysene	10	U
117-81-7	Bis(2-ethylhexyl)phthalate	10	U
117-84-0	Di-n-octyl phthalate	10	U
205-99-2	Benzo(b)fluoranthene	10	U
207-08-9	Benzo(k)fluoranthene	10	U
50-32-8	Benzo(a)pyrene	10	U
193-39-5	Indeno(1,2,3-cd)pyrene	10	U
53-70-3	Dibenzo(a,h)anthracene	10	U
191-24-2	Benzo(g,h,i)perylene	10	U

(1) Cannot be separated from Diphenylamine

PSS114 S193

1G

SEMIVOLATILE ORGANICS ANALYSIS DATA SHEET
TENTATIVELY IDENTIFIED COMPOUNDS

EPA SAMPLE NO.

FB100407

Lab Name: H2M LABS, INC. Contract: ____

Lab Code: 10478 Case No.: KEY-PSS SAS No.: ____ SDG No.: PSS114

Matrix: (soil/water) WATER Lab Sample ID: 0711565-010B

Sample wt/vol: 1000 (g/mL) ML Lab File ID: 7\N22135.D

Level: (low/med) LOW Date Received: 10/04/07

% Moisture: Decanted:(Y/N) N Date Extracted: 10/09/07

Concentrated Extract Volume: 1000 (µl) Date Analyzed: 10/15/07

Injection Volume: 2 (µl) Dilution Factor: 1.00

GPC Cleanup: (Y/N) N pH: ____ Extraction: (Type) SEPF

CONCENTRATION UNITS:

Number TICs found: 0 (µg/L or µg/Kg) UG/L

CAS NUMBER	COMPOUND NAME	RT	EST.CONC.	Q

PSS114 S194

1E

PESTICIDE ORGANICS ANALYSIS DATA SHEET

EPA SAMPLE NO.

FB100407

Lab Name: H2M LABS, INC. Contract: _____

Lab Code: 10478 Case No.: KEY-PSS SAS No.: _____ SDG No.: PSS114

Matrix: (soil/water) WATER Lab Sample ID: 0711565-010B

Sample wt/vol: 1000 (g/mL) ML Lab File ID: a00097.raw

% Moisture: Decanted: (Y/N) N Date Received: 10/04/07

Extraction: (Type) SEPF Date Extracted: 10/09/07

Concentrated Extract Volume: 10000 (uL) Date Analyzed: 10/10/07

Injection Volume: 0.5 (uL) Dilution Factor: 1.00

GPC Cleanup: (Y/N) N pH: ____ Sulfur Cleanup: (Y/N) N

CAS NO	COMPOUND	CONCENTRATION UNITS: (µg/L or µg/Kg) UG/L	Q
12674-11-2	Aroclor 1016	1.0	U
11104-28-2	Aroclor 1221	2.0	U
11141-16-5	Aroclor 1232	1.0	U
53469-21-9	Aroclor 1242	1.0	U
12672-29-6	Aroclor 1248	1.0	U
11097-69-1	Aroclor 1254	1.0	U
11096-82-5	Aroclor 1260	1.0	U

PSS114 S195

U.S. EPA - CLP

1

INORGANIC ANALYSIS DATA SHEET

EPA SAMPLE NO.

FB100407

Lab Name: H2M LABS, INC.

Lab Code: 10478 Case No. SAS No.: SDG No.: PSS114

Matrix (soil/water): WATER Lab Sample ID: 0711565-010

Level (low/med): LOW Date Received: 10/4/2007

% Solids: 0.0

Concentration Units (ug/L or mg/kg dry weight): UG/L

CAS No.	Analyte	Concentration	C	Q	M
7440-38-2	Arsenic	1.8	U		P
7440-39-3	Barium	3.2	U		P
7440-43-9	Cadmium	0.32	U		P
7440-47-3	Chromium	0.57	U		P
57-12-5	Cyanide	10.0	U		CA
7439-92-1	Lead	1.4	U		P
7439-97-6	Mercury	0.10	U		CV
7782-49-2	Selenium	2.4	U		P
7440-22-4	Silver	0.59	B		P

Color Before: COLORLESS Clarity Before: CLEAR Texture: _____

Color After: COLORLESS Clarity After: CLEAR Artifacts: _____

Comments:

Date Reported: 10/18/2007

PSS114 S196

1A

VOLATILE ORGANICS ANALYSIS DATA SHEET

EPA SAMPLE NO.

TB100407

Lab Name: H2M LABS, INC. Contract: _____

Lab Code: 10478 Case No.: KEY-PSS SAS No.: _____ SDG No.: PSS114

Matrix: (soil/water) WATER Lab Sample ID: 0711565-011A

Sample wt/vol: 5 (g/mL) ML Lab File ID: A\A56346.D

Level: (low/med) LOW Date Received: 10/04/07

% Moisture: not dec. Date Analyzed: 10/07/07

GC Column: ZB-624 ID: .18 (mm) Dilution Factor: 1.00

Soil Extract Volume: _____ (µL) Soil Aliquot Volume _____ (µL)

CAS NO.	COMPOUND	CONCENTRATION UNITS: (µg/L or µg/Kg) UG/L	Q
74-87-3	Chloromethane	10	U
74-83-9	Bromomethane	10	U
75-01-4	Vinyl chloride	10	U
75-00-3	Chloroethane	10	U
75-09-2	Methylene chloride	10	U
67-64-1	Acetone	10	U
75-35-4	1,1-Dichloroethene	10	U
75-15-0	Carbon disulfide	10	U
75-34-3	1,1-Dichloroethane	10	U
540-59-0	1,2-Dichloroethene (total)	10	U
67-66-3	Chloroform	10	U
107-06-2	1,2-Dichloroethane	10	U
78-93-3	2-Butanone	10	U
71-55-6	1,1,1-Trichloroethane	10	U
56-23-5	Carbon tetrachloride	10	U
75-27-4	Bromodichloromethane	10	U
78-87-5	1,2-Dichloropropane	10	U
10061-01-5	cis-1,3-Dichloropropene	10	U
79-01-6	Trichloroethene	10	U
124-48-1	Dibromochloromethane	10	U
79-00-5	1,1,2-Trichloroethane	10	U
71-43-2	Benzene	10	U
10061-02-6	trans-1,3-Dichloropropene	10	U
75-25-2	Bromoform	10	U
108-10-1	4-Methyl-2-pentanone	10	U
591-78-6	2-Hexanone	10	U
127-18-4	Tetrachloroethene	10	U
79-34-5	1,1,2,2-Tetrachloroethane	10	U
108-88-3	Toluene	10	U
108-90-7	Chlorobenzene	10	U
100-41-4	Ethylbenzene	10	U
100-42-5	Styrene	10	U
1330-20-7	Xylene (total)	10	U

PSS114 S197

1F

VOLATILE ORGANICS ANALYSIS DATA SHEET

TENTATIVELY IDENTIFIED COMPOUNDS

EPA SAMPLE NO.

TB100407

Lab Name: H2M LABS, INC. Contract: _____

Lab Code: 10478 Case No.: KEY-PSS SAS No.: _____ SDG No.: PSS114

Matrix: (soil/water) WATER Lab Sample ID: 0711565-011A

Sample wt/vol: 5 (g/mL) ML Lab File ID: A\A56346.D

Level: (low/med) LOW Date Received: 10/04/07

% Moisture: not dec. Date Analyzed: 10/07/07

GC Column: ZB-624 ID: .18 (mm) Dilution Factor: 1.00

Soil Extract Volume: (µl) Soil Aliquot Volume: 0 (µL)

CONCENTRATION UNITS:

Number TICs found: 0 (µg/L or µg/Kg) UG/L

CAS NUMBER	COMPOUND NAME	RT	EST.CONC.	Q

PSS114 S198

Analytical Data Package For

KEYSPAN
PAULUS, SOKOLOWSKI AND SARTOR,LLC
CLIFTON SOIL & GROUNDWATER SAMPLING
SDG NO: PSS113

#5 (

Water Samples
Received: 9/26/07, 9/27/07 & 9/28/07

SAMPLE DATA SUMMARY PACKAGE

SEPTEMBER 2007

H2M LABS, INC.
Environmental Testing Laboratories
575 Broad Hollow Road, Melville, N.Y. 11747

H2M LABS, INC.

4. SAMPLE REPORTS

4.1 VOLATILES
4.2 SEMIVOLATILES
4.3 PCBs
4.4 METALS

PSS113 S42

H2M LABS, INC.

QUALIFIERS FOR REPORTING ORGANICS DATA

Value - If the result is a value greater than or equal to the quantification limit, report the value.

U - Indicates compound was analyzed for but not detected. The sample quantitation limit must be corrected for dilution and for percent moisture. For example, 10U for phenol in water if the sample final volume is the protocol-specified final volume. If a 1 to 10 dilution of extract is necessary, the reported limit is 100 U. For a soil sample, the value must also be adjusted for percent moisture. For example, if the sample had 24% moisture and a 1 to 10 dilution factor, the sample quantitation limit for phenol (330 U) would be corrected to:

$$\frac{(300\ U)}{D} \text{ x df where } D = \frac{100\% moisture}{100}$$

and df - dilution factor

$$\text{For example, at 24\% moisture, } D = \frac{100-24}{100} = 0.76$$

$$\frac{(300\ U)}{.76} \text{ x 10 - 4300 U rounded to the appropriate number of significant figures}$$

For semivolatile soil samples, the extract must be concentrated to 0.5 mL, and the sensitivity of the analysis is not compromised by the cleanup procedures. Similarly, pesticide samples subjected to GPC are concentrated to 5.0 mL. Therefore, the CRQL values in Exhibit C will apply to all samples, regardless of cleanup. However, if a sample extract cannot be concentrated to the protocol-specified volume (see Exhibit C), this fact must be accounted for in reporting the sample quantitation limit.

J - Indicates an estimated value. This flag is used either when estimating a concentration for tentatively identified compounds where a 1:1 response is assumed or when the mass spectral data indicates the presence of a compound that meets the identification criteria but the result is less than the specified quantification limit but greater than zero. (e.g.: If limit of quantification is 10 ug/L and a concentration of 3 ug/L is calculated, report as 3J.) The sample quantitation limit must be adjusted for dilution as discussed for the U flag.

N - Indicates presumptive evidence of a compound. This flag is only used for tentatively identified compounds, where the identification is based on a mass spectral library search. It is applied to all TIC results. For generic characterization of a TIC, such as chlorinated hydrocarbon, the N code is not used.

P - This flag is used for a pesticide/Aroclor target analyte when there is greater than 25% difference for detected concentrations between the two GC columns (see Form X). The lower of the two values is reported of Form I with a "P".

C - This flag applies to pesticide results when the identification has been confirmed by GC/MS.. If GC/MS confirmation was attempted but was unsuccessful, do not apply this flag, instead use a Laboratory defined flag, discussed below.

H2M LABS, INC.

B - This flag is used when the analyte is found in the associated blank as well as in the sample. It indicates possible probable blank contamination and warns the data user to take appropriate action. This flag must be used for a TIC as well as for a positively identified target compound.

E - This flag identified compounds whose concentrations exceed the calibration range of the GC/MS instrument for that specific analysis. If one or more compounds have a response greater than full scale, except as noted in Exhibit D, the sample or extract must be diluted and re-analyzed according to the specifications in Exhibit D. All such compounds with a response greater than full scale should have the concentration flagged with an "E" on the Form I for the original analysis. If the dilution of the extract causes any compounds identified in the first analysis to be below the calibration ranges in the second analysis, then the results of both analyses shall be reported on separate copies of Form I. The Form I for the diluted sample shall have the "DL" suffix appended to the sample number. NOTE: For total xylenes, where three isomers are quantified as two peaks, the calibration range of each peak should be considered separately, e.g. a diluted analysis is not required for total xylenes unless the concentration of the peak representing the single isomer exceed 200 ug/L or the peak representing the two coeluting isomers on that GC column exceed 400 ug/L. Similarly, if the two 1,2-Dichloroethene isomers coelute, a diluted analysis is not required unless the concentration exceed 400 ug/L.

D - This flag identifies all compounds identified in an analysis at a secondary dilution factor. If a sample or extract is re-analyzed at a higher dilution factor, as in the "E" flag above, the "DL" suffix is appended to the sample number on the Form I for the diluted sample, and all concentration values reported on that Form I are flagged with the "D" flag. This flag alerts data users that any discrepancies between the concentrations reported may be due to dilution of the sample or extract.

A - This flag indicates that a TIC is a suspected aldol-condensation product.

X - This flag indicates suspected column bleed.

Y - This flag denotes concentration of tentatively identified compounds (TICs) to be biased low due to matrix interference with internal standard.

Z - Other specific flags may be required to properly define the results. If used, they must be fully described and such description attached to the Sample Data Summary Package and the SDG narrative. Begin by using "X". If more than one flag is required use "Y" and "Z" as needed. If more than five qualifiers are required for a sample result, used the "X" flag to combine several flags as needed. For instance, the "X" flag might combine "A", "B", and "D" flags for some samples. The laboratory defined flags limited to the letters "X", "Y" and "Z".

The combination of flags "BU" or "UB" is expressly prohibited. Blank contaminants are flagged "B" only when they are detected in the sample.

H2M LABS, INC.

QUALIFIERS FOR METALS ANALYSIS

Q (Quality Control) Qualifiers

E - The reported value is estimated because of the presence of interference. An explanatory note is included in the SDG narrative.

M - Duplicate injection precision not met.

N - Matrix spike sample recovery not within control limits.

S - The reported value was determined by the Method of Standard Additions (MSA).

+ - Correlation coefficient for the MSA is less than 0.995

W - Post digestion spike for Furnace AA analysis is out of control limits (85-115%), while sample absorbance is less than 50% of spike absorbance.

* - Duplicate analysis is not within control limits.

C (Concentration) Qualifiers

B - Entered if the reported value is less than the Contract Required Detection Limit (CRDL) but greater than the Instrument Detection Limit (IDL).

U - Entered if the analyte was analyzed for but not detected, i.e., less than the IDL.

M (Method) Qualifiers

P - Analyzed by ICP.
M - Analyzed by ICP-MS
A - Analyzed by Flame AA.
F - Analyzed by Furnace AA.
CV - Analyzed by Manual Cold Vapor techniques.
AV - Analyzed by Automated Cold Vapor techniques.
C - Analyzed by Manual Spectrophotometric Method.
CA- Analyzed by Midi-distillation Spectrophotometric Method.
NR - Analyte not Required.

1A

VOLATILE ORGANICS ANALYSIS DATA SHEET

EPA SAMPLE NO.

SB-1W-2

Lab Name: H2M LABS, INC. Contract: _____

Lab Code: 10478 Case No.: KEY-PSS SAS No.: _____ SDG No.: PSS113

Matrix: (soil/water) SOIL Lab Sample ID: 0711202-001A

Sample wt/vol: 5 (g/mL) G Lab File ID: 7\P37915.D

Level: (low/med) LOW Date Received: 09/26/07

% Moisture: not dec. 13.5 Date Analyzed: 10/02/07

GC Column: R-502.2 ID: .53 (mm) Dilution Factor: 1.00

Soil Extract Volume: _____ (µL) Soil Aliquot Volume _____ (µL)

CAS NO.	COMPOUND	CONCENTRATION UNITS: (µg/L or µg/Kg) UG/KG	Q
74-87-3	Chloromethane	12	U
74-83-9	Bromomethane	12	U
75-01-4	Vinyl chloride	12	U
75-00-3	Chloroethane	12	U
75-09-2	Methylene chloride	3	BJ
67-64-1	Acetone	12	U
75-35-4	1,1-Dichloroethene	12	U
75-15-0	Carbon disulfide	2	J
75-34-3	1,1-Dichloroethane	12	U
540-59-0	1,2-Dichloroethene (total)	12	U
67-66-3	Chloroform	12	U
107-06-2	1,2-Dichloroethane	12	U
78-93-3	2-Butanone	12	U
71-55-6	1,1,1-Trichloroethane	12	U
56-23-5	Carbon tetrachloride	12	U
75-27-4	Bromodichloromethane	12	U
78-87-5	1,2-Dichloropropane	12	U
10061-01-5	cis-1,3-Dichloropropene	12	U
79-01-6	Trichloroethene	12	U
124-48-1	Dibromochloromethane	12	U
79-00-5	1,1,2-Trichloroethane	12	U
71-43-2	Benzene	12	U
10061-02-6	trans-1,3-Dichloropropene	12	U
75-25-2	Bromoform	12	U
108-10-1	4-Methyl-2-pentanone	12	U
591-78-6	2-Hexanone	12	U
127-18-4	Tetrachloroethene	12	U
79-34-5	1,1,2,2-Tetrachloroethane	12	U
108-88-3	Toluene	12	U
108-90-7	Chlorobenzene	12	U
100-41-4	Ethylbenzene	12	U
100-42-5	Styrene	12	U
1330-20-7	Xylene (total)	12	U

PSS113 S46

1F

VOLATILE ORGANICS ANALYSIS DATA SHEET

TENTATIVELY IDENTIFIED COMPOUNDS

EPA SAMPLE NO.

SB-1W-2

Lab Name: H2M LABS, INC. Contract: _____

Lab Code: 10478 Case No.: KEY-PSS SAS No.: _____ SDG No.: PSS113

Matrix: (soil/water) SOIL Lab Sample ID: 0711202-001A

Sample wt/vol: 5 (g/mL) G Lab File ID: 7\P37915.D

Level: (low/med) LOW Date Received: 09/26/07

% Moisture: not dec. 13.5 Date Analyzed: 10/02/07

GC Column: R-502.2 ID: .53 (mm) Dilution Factor: 1.00

Soil Extract Volume: (µl) Soil Aliquot Volume: 0 (µL)

Number TICs found: 0 CONCENTRATION UNITS: (µg/L or µg/Kg) UG/KG

CAS NUMBER	COMPOUND NAME	RT	EST.CONC.	Q

PSS113 S47

1C

SEMIVOLATILE ORGANICS ANALYSIS DATA SHEET

EPA SAMPLE NO.

SB-1W-2

Lab Name: H2M LABS, INC. Contract: _____

Lab Code: 10478 Case No.: KEY-PSS SAS No.: _____ SDG No.: PSS113

Matrix: (soil/water) SOIL Lab Sample ID: 0711202-001B

Sample wt/vol: 15 (g/mL) G Lab File ID: A\C37725.D

Level: (low/med) LOW Date Received: 09/26/07

% Moisture: 13.5 Decanted: (Y/N) N Date Extracted: 10/01/07

Concentrated Extract Volume: 1000 (µL) Date Analyzed: 10/08/07

Injection Volume: 2 (µL) Dilution Factor: 1.00

GPC Cleanup: (Y/N) N pH: 8.0 Extraction: (Type) PFEX

CAS NO.	COMPOUND	CONCENTRATION UNITS: (µg/L or µg/Kg) UG/KG	Q
108-95-2	Phenol	380	U
111-44-4	Bis(2-chloroethyl)ether	380	U
95-57-8	2-Chlorophenol	380	U
541-73-1	1,3-Dichlorobenzene	380	U
106-46-7	1,4-Dichlorobenzene	380	U
95-50-1	1,2-Dichlorobenzene	380	U
95-48-7	2-Methylphenol	380	U
108-60-1	2,2'-oxybis(1-chloropropane)	380	U
106-44-5	4-Methylphenol	380	U
621-64-7	N-Nitroso-di-n-propylamine	380	U
67-72-1	Hexachloroethane	380	U
98-95-3	Nitrobenzene	380	U
78-59-1	Isophorone	380	U
88-75-5	2-Nitrophenol	380	U
105-67-9	2,4-Dimethylphenol	380	U
111-91-1	Bis(2-chloroethoxy)methane	380	U
120-83-2	2,4-Dichlorophenol	380	U
120-82-1	1,2,4-Trichlorobenzene	380	U
91-20-3	Naphthalene	280	J
106-47-8	4-Chloroaniline	380	U
87-68-3	Hexachlorobutadiene	380	U
59-50-7	4-Chloro-3-methylphenol	380	U
91-57-6	2-Methylnaphthalene	130	J
77-47-4	Hexachlorocyclopentadiene	380	U
88-06-2	2,4,6-Trichlorophenol	380	U
95-95-4	2,4,5-Trichlorophenol	960	U
91-58-7	2-Chloronaphthalene	380	U
88-74-4	2-Nitroaniline	960	U
131-11-3	Dimethylphthalate	380	U
208-96-8	Acenaphthylene	110	J
606-20-2	2,6-Dinitrotoluene	380	U
99-09-2	3-Nitroaniline	960	U
83-32-9	Acenaphthene	380	U
51-28-5	2,4-Dinitrophenol	960	U
100-02-7	4-Nitrophenol	960	U
132-64-9	Dibenzofuran	380	U

PSS113 S48

1D

SEMIVOLATILE ORGANICS ANALYSIS DATA SHEET

EPA SAMPLE NO.

SB-1W-2

Lab Name: H2M LABS, INC. Contract: _____

Lab Code: 10478 Case No.: KEY-PSS SAS No.: _____ SDG No.: PSS113

Matrix: (soil/water) SOIL Lab Sample ID: 0711202-001B

Sample wt/vol: 15 (g/mL) G Lab File ID: A\C37725.D

Level: (low/med) LOW Date Received: 09/26/07

% Moisture: 13.5 Decanted:(Y/N) N Date Extracted: 10/01/07

Concentrated Extract Volume: 1000 (µL) Date Analyzed: 10/08/07

Injection Volume: 2 (µL) Dilution Factor: 1.00

GPC Cleanup: (Y/N) N pH: 8.0 Extraction: (Type) PFEX

CAS NO.	COMPOUND	CONCENTRATION UNITS: (µg/L or µg/Kg) UG/KG	Q
121-14-2	2,4-Dinitrotoluene	380	U
84-66-2	Diethylphthalate	220	J
7005-72-3	4-Chlorophenyl-phenylether	380	U
86-73-7	Fluorene	380	U
100-01-6	4-Nitroaniline	960	U
534-52-1	4,6-Dinitro-2-methylphenol	960	U
86-30-6	N-Nitrosodiphenylamine	380	U
101-55-3	4-Bromophenyl-phenylether	380	U
118-74-1	Hexachlorobenzene	380	U
87-86-5	Pentachlorophenol	960	U
85-01-8	Phenanthrene	98	J
120-12-7	Anthracene	380	U
86-74-8	Carbazole	380	U
84-74-2	Di-n-butyl phthalate	380	U
206-44-0	Fluoranthene	160	J
129-00-0	Pyrene	180	J
85-68-7	Butyl benzyl phthalate	380	U
91-94-1	3,3'-Dichlorobenzidine	380	U
56-55-3	Benzo(a)anthracene	150	J
218-01-9	Chrysene	200	J
117-81-7	Bis(2-ethylhexyl)phthalate	380	U
117-84-0	Di-n-octyl phthalate	380	U
205-99-2	Benzo(b)fluoranthene	130	J
207-08-9	Benzo(k)fluoranthene	120	J
50-32-8	Benzo(a)pyrene	380	U
193-39-5	Indeno(1,2,3-cd)pyrene	380	U
53-70-3	Dibenzo(a,h)anthracene	380	U
191-24-2	Benzo(g,h,i)perylene	380	U

(1) Cannot be separated from Diphenylamine

PSS113 S49

1G

SEMIVOLATILE ORGANICS ANALYSIS DATA SHEET
TENTATIVELY IDENTIFIED COMPOUNDS

EPA SAMPLE NO.

SB-1W-2

Lab Name: H2M LABS, INC. Contract: _____

Lab Code: 10478 Case No.: KEY-PSS SAS No.: _____ SDG No.: PSS113

Matrix: (soil/water) SOIL Lab Sample ID: 0711202-001B

Sample wt/vol: 15 (g/mL) G Lab File ID: A\C37725.D

Level: (low/med) LOW Date Received: 09/26/07

% Moisture: 13.5 Decanted:(Y/N) N Date Extracted: 10/01/07

Concentrated Extract Volume: 1000 (µl) Date Analyzed: 10/08/07

Injection Volume: 2 (µl) Dilution Factor: 1.00

GPC Cleanup: (Y/N) N pH: 8.0 Extraction: (Type) PFEX

CONCENTRATION UNITS:

Number TICs found: 20 (µg/L or µg/Kg) UG/KG

CAS NUMBER	COMPOUND NAME	RT	EST.CONC.	Q
1. 004161-60-8	2-Pentanone, 4-hydroxy-	3.22	570	JNA
2. 000123-42-2	2-Pentanone, 4-hydroxy-4-methyl-	3.41	44000	JNA
3.	C3 substituted benzene (3.84)	3.84	11000	J
4. 000098-83-9	_alpha_-Methylstyrene	4.21	610	JN
5.	C3 substituted benzene (4.72)	4.72	4300	J
6.	C4 substituted benzene (5.13)	5.13	2600	J
7.	C4 substituted benzene (5.18)	5.18	1100	J
8.	unknown aromatic (5.43)	5.43	3600	J
9.	C4 substituted benzene (5.66)	5.66	600	J
10.	C4 substituted benzene (5.73)	5.73	1200	J
11.	unknown aromatic (6.39)	6.39	2100	J
12.	unknown aromatic (6.48)	6.48	2300	J
13.	unknown aromatic (7.34)	7.34	570	J
14. 000089-83-8	Thymol	7.55	640	JN
15.	unknown aromatic (8.08)	8.08	2400	J
16.	unknown aromatic (9.03)	9.03	540	J
17.	unknown aromatic (11.88)	11.88	490	J
18.	unknown aromatic (12.49)	12.49	820	J
19.	unknown aromatic (12.78)	12.78	560	J
20.	unknown (12.93)	12.93	510	J
21.	unknown aromatic (12.97)	12.97	590	J
22.	unknown aromatic (13.84)	13.84	690	J

PSS113 S50

1E

PESTICIDE ORGANICS ANALYSIS DATA SHEET

EPA SAMPLE NO.

1W-2

Lab Name: H2M LABS, INC. Contract: _____

Lab Code: 10478 Case No.: KEY-PSS SAS No.: _____ SDG No.: PSS113

Matrix: (soil/water) SOIL Lab Sample ID: 0711202-001B

Sample wt/vol: 15 (g/mL) G Lab File ID: a00602.raw

% Moisture: 13.5 Decanted: (Y/N) N Date Received: 09/26/07

Extraction: (Type) PFEX Date Extracted: 10/01/07

Concentrated Extract Volume: 5000 (uL) Date Analyzed: 10/04/07

Injection Volume: 0.5 (uL) Dilution Factor: 1.00

GPC Cleanup: (Y/N) N pH: 8.0 Sulfur Cleanup: (Y/N) Y

CAS NO	COMPOUND	CONCENTRATION UNITS: (µg/L or µg/Kg) UG/KG	Q
12674-11-2	Aroclor 1016	300	U
11104-28-2	Aroclor 1221	610	U
11141-16-5	Aroclor 1232	300	U
53469-21-9	Aroclor 1242	300	U
12672-29-6	Aroclor 1248	300	U
11097-69-1	Aroclor 1254	300	U
11096-82-5	Aroclor 1260	300	U

PSS113 S51

U.S. EPA - CLP

1

INORGANIC ANALYSIS DATA SHEET

EPA SAMPLE NO

GPESB-1W-2

Lab Name: H2M LABS, INC.

Lab Code: 10478 Case No. SAS No.: SDG No.: PSS113

Matrix (soil/water): SOIL Lab Sample ID: 0711202-001

Level (low/med): LOW Date Received: 9/26/2007

% Solids: 86.5

Concentration Units (ug/L or mg/kg dry weight): MG/KG

CAS No.	Analyte	Concentration	C	Q	M
7440-38-2	Arsenic	3.9			P
7440-39-3	Barium	68.2		E	P
7440-43-9	Cadmium	0.037	U		P
7440-47-3	Chromium	55.4		E	P
57-12-5	Cyanide	3.9			CA
7439-92-1	Lead	22.8			P
7439-97-6	Mercury	0.023	B		CV
7782-49-2	Selenium	0.28	U		P
7440-22-4	Silver	0.23	B	N	P

Color Before: BROWN Clarity Before: Texture: MEDIUM

Color After: YELLOW Clarity After: CLEAR Artifacts:

Comments:

Date Reported: 10/15/07

PSS113 S52

1A

VOLATILE ORGANICS ANALYSIS DATA SHEET

EPA SAMPLE NO.

SB-1W-3

Lab Name: H2M LABS, INC. Contract: _____

Lab Code: 10478 Case No.: KEY-PSS SAS No.: _____ SDG No.: PSS113

Matrix: (soil/water) SOIL Lab Sample ID: 0711202-002A

Sample wt/vol: 5 (g/mL) G Lab File ID: 7\P37916.D

Level: (low/med) LOW Date Received: 09/26/07

% Moisture: not dec. 13.4 Date Analyzed: 10/02/07

GC Column: R-502.2 ID: .53 (mm) Dilution Factor: 1.00

Soil Extract Volume: _____ (µL) Soil Aliquot Volume _____ (µL)

CAS NO.	COMPOUND	CONCENTRATION UNITS: (µg/L or µg/Kg) UG/KG	Q
74-87-3	Chloromethane	12	U
74-83-9	Bromomethane	12	U
75-01-4	Vinyl chloride	12	U
75-00-3	Chloroethane	12	U
75-09-2	Methylene chloride	3	BJ
67-64-1	Acetone	12	U
75-35-4	1,1-Dichloroethene	12	U
75-15-0	Carbon disulfide	12	U
75-34-3	1,1-Dichloroethane	12	U
540-59-0	1,2-Dichloroethene (total)	12	U
67-66-3	Chloroform	12	U
107-06-2	1,2-Dichloroethane	12	U
78-93-3	2-Butanone	12	U
71-55-6	1,1,1-Trichloroethane	12	U
56-23-5	Carbon tetrachloride	12	U
75-27-4	Bromodichloromethane	12	U
78-87-5	1,2-Dichloropropane	12	U
10061-01-5	cis-1,3-Dichloropropene	12	U
79-01-6	Trichloroethene	12	U
124-48-1	Dibromochloromethane	12	U
79-00-5	1,1,2-Trichloroethane	12	U
71-43-2	Benzene	12	U
10061-02-6	trans-1,3-Dichloropropene	12	U
75-25-2	Bromoform	12	U
108-10-1	4-Methyl-2-pentanone	12	U
591-78-6	2-Hexanone	12	U
127-18-4	Tetrachloroethene	12	U
79-34-5	1,1,2,2-Tetrachloroethane	12	U
108-88-3	Toluene	12	U
108-90-7	Chlorobenzene	12	U
100-41-4	Ethylbenzene	12	U
100-42-5	Styrene	12	U
1330-20-7	Xylene (total)	12	U

PSS113 S53

1F

VOLATILE ORGANICS ANALYSIS DATA SHEET

TENTATIVELY IDENTIFIED COMPOUNDS

EPA SAMPLE NO.

SB-1W-3

Lab Name: H2M LABS, INC. Contract: _____

Lab Code: 10478 Case No.: KEY-PSS SAS No.: _____ SDG No.: PSS113

Matrix: (soil/water) SOIL Lab Sample ID: 0711202-002A

Sample wt/vol: 5 (g/mL) G Lab File ID: 7\P37916.D

Level: (low/med) LOW Date Received: 09/26/07

% Moisture: not dec. 13.4 Date Analyzed: 10/02/07

GC Column: R-502.2 ID: .53 (mm) Dilution Factor: 1.00

Soil Extract Volume: (µl) Soil Aliquot Volume: 0 (µL)

CONCENTRATION UNITS:

Number TICs found: 0 (µg/L or µg/Kg) UG/KG

CAS NUMBER	COMPOUND NAME	RT	EST.CONC.	Q

PSS113 S54

1C

SEMIVOLATILE ORGANICS ANALYSIS DATA SHEET

EPA SAMPLE NO.

SB-1W-3

Lab Name: H2M LABS, INC. Contract: _____

Lab Code: 10478 Case No.: KEY-PSS SAS No.: _____ SDG No.: PSS113

Matrix: (soil/water) SOIL Lab Sample ID: 0711202-002B

Sample wt/vol: 15 (g/mL) G Lab File ID: A\C37726.D

Level: (low/med) LOW Date Received: 09/26/07

% Moisture: 13.4 Decanted: (Y/N) N Date Extracted: 10/01/07

Concentrated Extract Volume: 1000 (µL) Date Analyzed: 10/08/07

Injection Volume: 2 (µL) Dilution Factor: 1.00

GPC Cleanup: (Y/N) N pH: 8.0 Extraction: (Type) PFEX

CAS NO.	COMPOUND	CONCENTRATION UNITS: (µg/L or µg/Kg) UG/KG	Q
108-95-2	Phenol	380	U
111-44-4	Bis(2-chloroethyl)ether	380	U
95-57-8	2-Chlorophenol	380	U
541-73-1	1,3-Dichlorobenzene	380	U
106-46-7	1,4-Dichlorobenzene	380	U
95-50-1	1,2-Dichlorobenzene	380	U
95-48-7	2-Methylphenol	380	U
108-60-1	2,2'-oxybis(1-chloropropane)	380	U
106-44-5	4-Methylphenol	380	U
621-64-7	N-Nitroso-di-n-propylamine	380	U
67-72-1	Hexachloroethane	380	U
98-95-3	Nitrobenzene	380	U
78-59-1	Isophorone	380	U
88-75-5	2-Nitrophenol	380	U
105-67-9	2,4-Dimethylphenol	380	U
111-91-1	Bis(2-chloroethoxy)methane	380	U
120-83-2	2,4-Dichlorophenol	380	U
120-82-1	1,2,4-Trichlorobenzene	380	U
91-20-3	Naphthalene	120	J
106-47-8	4-Chloroaniline	380	U
87-68-3	Hexachlorobutadiene	380	U
59-50-7	4-Chloro-3-methylphenol	380	U
91-57-6	2-Methylnaphthalene	170	J
77-47-4	Hexachlorocyclopentadiene	380	U
88-06-2	2,4,6-Trichlorophenol	380	U
95-95-4	2,4,5-Trichlorophenol	960	U
91-58-7	2-Chloronaphthalene	380	U
88-74-4	2-Nitroaniline	960	U
131-11-3	Dimethylphthalate	380	U
208-96-8	Acenaphthylene	380	U
606-20-2	2,6-Dinitrotoluene	380	U
99-09-2	3-Nitroaniline	960	U
83-32-9	Acenaphthene	380	U
51-28-5	2,4-Dinitrophenol	960	U
100-02-7	4-Nitrophenol	960	U
132-64-9	Dibenzofuran	380	U

PSS113 S55

1D

SEMIVOLATILE ORGANICS ANALYSIS DATA SHEET

EPA SAMPLE NO.

SB-1W-3

Lab Name: H2M LABS, INC. Contract: _____

Lab Code: 10478 Case No.: KEY-PSS SAS No.: _____ SDG No.: PSS113

Matrix: (soil/water) SOIL Lab Sample ID: 0711202-002B

Sample wt/vol: 15 (g/mL) G Lab File ID: A\C37726.D

Level: (low/med) LOW Date Received: 09/26/07

% Moisture: 13.4 Decanted: (Y/N) N Date Extracted: 10/01/07

Concentrated Extract Volume: 1000 (µL) Date Analyzed: 10/08/07

Injection Volume: 2 (µL) Dilution Factor: 1.00

GPC Cleanup: (Y/N) N pH: 8.0 Extraction: (Type) PFEX

CAS NO.	COMPOUND	CONCENTRATION UNITS: (µg/L or µg/Kg) UG/KG	Q
121-14-2	2,4-Dinitrotoluene	380	U
84-66-2	Diethylphthalate	160	J
7005-72-3	4-Chlorophenyl-phenylether	380	U
86-73-7	Fluorene	380	U
100-01-6	4-Nitroaniline	960	U
534-52-1	4,6-Dinitro-2-methylphenol	960	U
86-30-6	N-Nitrosodiphenylamine	380	U
101-55-3	4-Bromophenyl-phenylether	380	U
118-74-1	Hexachlorobenzene	380	U
87-86-5	Pentachlorophenol	960	U
85-01-8	Phenanthrene	110	J
120-12-7	Anthracene	380	U
86-74-8	Carbazole	380	U
84-74-2	Di-n-butyl phthalate	380	U
206-44-0	Fluoranthene	130	J
129-00-0	Pyrene	160	J
85-68-7	Butyl benzyl phthalate	380	U
91-94-1	3,3´-Dichlorobenzidine	380	U
56-55-3	Benzo(a)anthracene	87	J
218-01-9	Chrysene	160	J
117-81-7	Bis(2-ethylhexyl)phthalate	380	U
117-84-0	Di-n-octyl phthalate	380	U
205-99-2	Benzo(b)fluoranthene	120	J.
207-08-9	Benzo(k)fluoranthene	380	U
50-32-8	Benzo(a)pyrene	380	U
193-39-5	Indeno(1,2,3-cd)pyrene	380	U
53-70-3	Dibenzo(a,h)anthracene	380	U
191-24-2	Benzo(g,h,i)perylene	380	U

(1) Cannot be separated from Diphenylamine

PSS113 S56

1G

SEMIVOLATILE ORGANICS ANALYSIS DATA SHEET
TENTATIVELY IDENTIFIED COMPOUNDS

EPA SAMPLE NO.

SB-1W-3

Lab Name: H2M LABS, INC. Contract: ____

Lab Code: 10478 Case No.: KEY-PSS SAS No.: ____ SDG No.: PSS113

Matrix: (soil/water) SOIL Lab Sample ID: 0711202-002B

Sample wt/vol: 15 (g/mL) G Lab File ID: A\C37726.D

Level: (low/med) LOW Date Received: 09/26/07

% Moisture: 13.4 Decanted:(Y/N) N Date Extracted: 10/01/07

Concentrated Extract Volume: 1000 (µl) Date Analyzed: 10/08/07

Injection Volume: 2 (µl) Dilution Factor: 1.00

GPC Cleanup: (Y/N) N pH: 8.0 Extraction: (Type) PFEX

CONCENTRATION UNITS:

Number TICs found: 20 (µg/L or µg/Kg) UG/KG

CAS NUMBER	COMPOUND NAME	RT	EST.CONC.	Q
1. 000141-79-7	3-Penten-2-one, 4-methyl-	3.01	390	JNA
2. 004161-60-8	2-Pentanone, 4-hydroxy-	3.21	480	JNA
3.	unknown (3.28)	3.28	290	J
4. 000123-42-2	2-Pentanone, 4-hydroxy-4-methyl-	3.42	44000	JNA
5.	C3 substituted benzene (3.84)	3.84	8300	J
6.	C3 substituted benzene (4.71)	4.71	1700	J
7.	C4 substituted benzene (5.12)	5.12	930	J
8.	C4 substituted benzene (5.18)	5.18	430	J
9.	unknown (5.42)	5.42	1400	J
10.	C4 substituted benzene (5.66)	5.66	290	J
11.	C4 substituted benzene (5.73)	5.73	590	J
12.	C4 substituted benzene (6.38)	6.38	780	J
13.	C4 substituted benzene (6.46)	6.46	1100	J
14.	unknown aromatic (7.34)	7.34	280	J
15. 000089-83-8	Thymol	7.54	420	JN
16.	unknown (7.8)	7.80	240	J
17.	unknown aromatic (8.07)	8.07	1300	J
18.	C4 substituted benzene (9.02)	9.02	370	J
19.	unknown aromatic (9.18)	9.18	310	J
20. 010544-50-0	Cyclic Octaatomic Sulfur	13.41	24000	JN
21.	unknown (13.84)	13.84	240	J
22.	unknown (14)	14.00	270	J
23.	unknown (14.03)	14.03	850	J

PSS113 S57

1E

PESTICIDE ORGANICS ANALYSIS DATA SHEET

EPA SAMPLE NO.

1W-3

Lab Name: H2M LABS, INC. Contract: _____

Lab Code: 10478 Case No.: KEY-PSS SAS No.: _____ SDG No.: PSS113

Matrix: (soil/water) SOIL Lab Sample ID: 0711202-002B

Sample wt/vol: 15 (g/mL) G Lab File ID: a00603.raw

% Moisture: 13.4 Decanted: (Y/N) N Date Received: 09/26/07

Extraction: (Type) PFEX Date Extracted: 10/01/07

Concentrated Extract Volume: 5000 (uL) Date Analyzed: 10/04/07

Injection Volume: 0.5 (uL) Dilution Factor: 1.00

GPC Cleanup: (Y/N) N pH: 8.0 Sulfur Cleanup: (Y/N) Y

CAS NO	COMPOUND	CONCENTRATION UNITS: (µg/L or µg/Kg) UG/KG	Q
12674-11-2	Aroclor 1016	38	U
11104-28-2	Aroclor 1221	77	U
11141-16-5	Aroclor 1232	38	U
53469-21-9	Aroclor 1242	38	U
12672-29-6	Aroclor 1248	38	U
11097-69-1	Aroclor 1254	38	U
11096-82-5	Aroclor 1260	77	U

PSS113 S58

U.S. EPA - CLP

1

INORGANIC ANALYSIS DATA SHEET

EPA SAMPLE NO

GPESB-1W-3

Lab Name: B2M LABS, INC.

Lab Code: 10478 Case No. SAS No.: SDG No.: PSS113

Matrix (soil/water): SOIL Lab Sample ID: 0711202-002

Level (low/med): LOW Date Received: 9/26/2007

% Solids: 86.6

Concentration Units (ug/L or mg/kg dry weight): MG/KG

CAS No.	Analyte	Concentration	C	Q	M
7440-38-2	Arsenic	3.2			P
7440-39-3	Barium	63.1		E	P
7440-43-9	Cadmium	0.037	U		P
7440-47-3	Chromium	32.2		E	P
57-12-5	Cyanide	44.2	B		CA
7439-92-1	Lead	28.5			P
7439-97-6	Mercury	0.095			CV
7782-49-2	Selenium	0.33	B		P
7440-22-4	Silver	0.15	B	N	P

Color Before: BROWN Clarity Before: Texture: MEDIUM

Color After: YELLOW Clarity After: CLEAR Artifacts:

Comments:

Date Reported: 10/15/07

PSS113 S59

1A

VOLATILE ORGANICS ANALYSIS DATA SHEET

EPA SAMPLE NO.

SB-1W-4

Lab Name: H2M LABS, INC. Contract: _____

Lab Code: 10478 Case No.: KEY-PSS SAS No.: _____ SDG No.: PSS113

Matrix: (soil/water) SOIL Lab Sample ID: 0711202-003A

Sample wt/vol: 5 (g/mL) G Lab File ID: 7\P37917.D

Level: (low/med) LOW Date Received: 09/26/07

% Moisture: not dec. 15.7 Date Analyzed: 10/02/07

GC Column: R-502.2 ID: .53 (mm) Dilution Factor: 1.00

Soil Extract Volume: _____ (µL) Soil Aliquot Volume _____ (µL)

CAS NO.	COMPOUND	CONCENTRATION UNITS: (µg/L or µg/Kg) UG/KG	Q
74-87-3	Chloromethane	12	U
74-83-9	Bromomethane	12	U
75-01-4	Vinyl chloride	12	U
75-00-3	Chloroethane	12	U
75-09-2	Methylene chloride	2	BJ
67-64-1	Acetone	12	U
75-35-4	1,1-Dichloroethene	12	U
75-15-0	Carbon disulfide	12	U
75-34-3	1,1-Dichloroethane	12	U
540-59-0	1,2-Dichloroethene (total)	12	U
67-66-3	Chloroform	12	U
107-06-2	1,2-Dichloroethane	12	U
78-93-3	2-Butanone	12	U
71-55-6	1,1,1-Trichloroethane	12	U
56-23-5	Carbon tetrachloride	12	U
75-27-4	Bromodichloromethane	12	U
78-87-5	1,2-Dichloropropane	12	U
10061-01-5	cis-1,3-Dichloropropene	12	U
79-01-6	Trichloroethene	12	U
124-48-1	Dibromochloromethane	12	U
79-00-5	1,1,2-Trichloroethane	12	U
71-43-2	Benzene	12	U
10061-02-6	trans-1,3-Dichloropropene	12	U
75-25-2	Bromoform	12	U
108-10-1	4-Methyl-2-pentanone	12	U
591-78-6	2-Hexanone	12	U
127-18-4	Tetrachloroethene	12	U
79-34-5	1,1,2,2-Tetrachloroethane	12	U
108-88-3	Toluene	12	U
108-90-7	Chlorobenzene	12	U
100-41-4	Ethylbenzene	12	U
100-42-5	Styrene	12	U
1330-20-7	Xylene (total)	12	U

PSS113 S60

1F

VOLATILE ORGANICS ANALYSIS DATA SHEET

TENTATIVELY IDENTIFIED COMPOUNDS

EPA SAMPLE NO.

SB-1W-4

Lab Name: H2M LABS, INC. Contract: _____

Lab Code: 10478 Case No.: KEY-PSS SAS No.: _____ SDG No.: PSS113

Matrix: (soil/water) SOIL Lab Sample ID: 0711202-003A

Sample wt/vol: 5 (g/mL) G Lab File ID: 7\P37917.D

Level: (low/med) LOW Date Received: 09/26/07

% Moisture: not dec. 15.7 Date Analyzed: 10/02/07

GC Column: R-502.2 ID: .53 (mm) Dilution Factor: 1.00

Soil Extract Volume: (µl) Soil Aliquot Volume: 0 (µL)

Number TICs found: 0

CONCENTRATION UNITS:
(µg/L or µg/Kg) UG/KG

CAS NUMBER	COMPOUND NAME	RT	EST.CONC.	Q

PSS113 S61

1C

SEMIVOLATILE ORGANICS ANALYSIS DATA SHEET

EPA SAMPLE NO.

SB-1W-4

Lab Name: H2M LABS, INC. Contract: _____

Lab Code: 10478 Case No.: KEY-PSS SAS No.: _____ SDG No.: PSS113

Matrix: (soil/water) SOIL Lab Sample ID: 0711202-003B

Sample wt/vol: 15 (g/mL) G Lab File ID: A\C37724.D

Level: (low/med) LOW Date Received: 09/26/07

% Moisture: 15.7 Decanted: (Y/N) N Date Extracted: 10/01/07

Concentrated Extract Volume: 1000 (µL) Date Analyzed: 10/08/07

Injection Volume: 2 (µL) Dilution Factor: 1.00

GPC Cleanup: (Y/N) N pH: 8.0 Extraction: (Type) PFEX

CONCENTRATION UNITS:

CAS NO.	COMPOUND	(µg/L or µg/Kg) UG/KG	Q
108-95-2	Phenol	390	U
111-44-4	Bis(2-chloroethyl)ether	390	U
95-57-8	2-Chlorophenol	390	U
541-73-1	1,3-Dichlorobenzene	390	U
106-46-7	1,4-Dichlorobenzene	390	U
95-50-1	1,2-Dichlorobenzene	390	U
95-48-7	2-Methylphenol	390	U
108-60-1	2,2'-oxybis(1-chloropropane)	390	U
106-44-5	4-Methylphenol	390	U
621-64-7	N-Nitroso-di-n-propylamine	390	U
67-72-1	Hexachloroethane	390	U
98-95-3	Nitrobenzene	390	U
78-59-1	Isophorone	390	U
88-75-5	2-Nitrophenol	390	U
105-67-9	2,4-Dimethylphenol	390	U
111-91-1	Bis(2-chloroethoxy)methane	390	U
120-83-2	2,4-Dichlorophenol	390	U
120-82-1	1,2,4-Trichlorobenzene	390	U
91-20-3	Naphthalene	100	J
106-47-8	4-Chloroaniline	390	U
87-68-3	Hexachlorobutadiene	390	U
59-50-7	4-Chloro-3-methylphenol	390	U
91-57-6	2-Methylnaphthalene	140	J
77-47-4	Hexachlorocyclopentadiene	390	U
88-06-2	2,4,6-Trichlorophenol	390	U
95-95-4	2,4,5-Trichlorophenol	980	U
91-58-7	2-Chloronaphthalene	390	U
88-74-4	2-Nitroaniline	980	U
131-11-3	Dimethylphthalate	390	U
208-96-8	Acenaphthylene	390	U
606-20-2	2,6-Dinitrotoluene	390	U
99-09-2	3-Nitroaniline	980	U
83-32-9	Acenaphthene	390	U
51-28-5	2,4-Dinitrophenol	980	U
100-02-7	4-Nitrophenol	980	U
132-64-9	Dibenzofuran	390	U

PSS113 S62

1D

SEMIVOLATILE ORGANICS ANALYSIS DATA SHEET

EPA SAMPLE NO.

SB-1W-4

Lab Name: H2M LABS, INC. Contract: _____

Lab Code: 10478 Case No.: KEY-PSS SAS No.: _____ SDG No.: PSS113

Matrix: (soil/water) SOIL Lab Sample ID: 0711202-003B

Sample wt/vol: 15 (g/mL) G Lab File ID: A\C37724.D

Level: (low/med) LOW Date Received: 09/26/07

% Moisture: 15.7 Decanted: (Y/N) N Date Extracted: 10/01/07

Concentrated Extract Volume: 1000 (µL) Date Analyzed: 10/08/07

Injection Volume: 2 (µL) Dilution Factor: 1.00

GPC Cleanup: (Y/N) N pH: 8.0 Extraction: (Type) PFEX

CAS NO.	COMPOUND	CONCENTRATION UNITS: (µg/L or µg/Kg) UG/KG	Q
121-14-2	2,4-Dinitrotoluene	390	U
84-66-2	Diethylphthalate	220	J
7005-72-3	4-Chlorophenyl-phenylether	390	U
86-73-7	Fluorene	390	U
100-01-6	4-Nitroaniline	980	U
534-52-1	4,6-Dinitro-2-methylphenol	980	U
86-30-6	N-Nitrosodiphenylamine	390	U
101-55-3	4-Bromophenyl-phenylether	390	U
118-74-1	Hexachlorobenzene	390	U
87-86-5	Pentachlorophenol	980	U
85-01-8	Phenanthrene	390	U
120-12-7	Anthracene	390	U
86-74-8	Carbazole	390	U
84-74-2	Di-n-butyl phthalate	390	U
206-44-0	Fluoranthene	110	J
129-00-0	Pyrene	130	J
85-68-7	Butyl benzyl phthalate	390	U
91-94-1	3,3'-Dichlorobenzidine	390	U
56-55-3	Benzo(a)anthracene	87	J
218-01-9	Chrysene	100	J
117-81-7	Bis(2-ethylhexyl)phthalate	390	U
117-84-0	Di-n-octyl phthalate	390	U
205-99-2	Benzo(b)fluoranthene	390	U
207-08-9	Benzo(k)fluoranthene	390	U
50-32-8	Benzo(a)pyrene	390	U
193-39-5	Indeno(1,2,3-cd)pyrene	390	U
53-70-3	Dibenzo(a,h)anthracene	390	U
191-24-2	Benzo(g,h,i)perylene	390	U

(1) Cannot be separated from Diphenylamine

PSS113 S63

1G

SEMIVOLATILE ORGANICS ANALYSIS DATA SHEET

TENTATIVELY IDENTIFIED COMPOUNDS

EPA SAMPLE NO.

SB-1W-4

Lab Name: H2M LABS, INC. Contract: ____

Lab Code: 10478 Case No.: KEY-PSS SAS No.: ____ SDG No.: PSS113

Matrix: (soil/water) SOIL Lab Sample ID: 0711202-003B

Sample wt/vol: 15 (g/mL) G Lab File ID: A\C37724.D

Level: (low/med) LOW Date Received: 09/26/07

% Moisture: 15.7 Decanted:(Y/N) N Date Extracted: 10/01/07

Concentrated Extract Volume: 1000 (µl) Date Analyzed: 10/08/07

Injection Volume: 2 (µl) Dilution Factor: 1.00

GPC Cleanup: (Y/N) N pH: 8.0 Extraction: (Type) PFEX

Number TICs found: 15

CONCENTRATION UNITS: (µg/L or µg/Kg) UG/KG

CAS NUMBER	COMPOUND NAME	RT	EST.CONC.	Q
1. 000141-79-7	3-Penten-2-one, 4-methyl-	3.01	380	JNA
2. 004161-60-8	2-Pentanone, 4-hydroxy-	3.23	550	JNA
3.	unknown (3.27)	3.27	220	J
4. 000123-42-2	2-Pentanone, 4-hydroxy-4-methyl-	3.42	44000	JNA
5.	C3 substituted benzene (3.85)	3.85	11000	J
6.	C3 substituted benzene (4.71)	4.71	590	J
7.	C4 substituted benzene (5.12)	5.12	380	J
8.	C4 substituted benzene (5.18)	5.18	160	J
9.	unknown (5.42)	5.42	620	J
10.	C4 substituted benzene (5.72)	5.72	190	J
11.	substituted benzene (6.37)	6.37	390	J
12.	substituted benzene (6.46)	6.46	550	J
13.	unknown (7.34)	7.34	220	J
14. 000089-83-8	Thymol	7.54	170	JN
15.	unknown aromatic (8.06)	8.06	700	J
16.	unknown aromatic (9.02)	9.02	260	J
17.	unknown aromatic (9.17)	9.17	180	J
18. 010544-50-0	Cyclic Octaatomic Sulfur	13.25	9200	JN

PSS113 S64

1E

PESTICIDE ORGANICS ANALYSIS DATA SHEET

EPA SAMPLE NO.

1W-4

Lab Name: H2M LABS, INC. Contract: _____

Lab Code: 10478 Case No.: KEY-PSS SAS No.: _____ SDG No.: PSS113

Matrix: (soil/water) SOIL Lab Sample ID: 0711202-003B

Sample wt/vol: 15 (g/mL) G Lab File ID: a00604.raw

% Moisture: 15.7 Decanted: (Y/N) N Date Received: 09/26/07

Extraction: (Type) PFEX Date Extracted: 10/01/07

Concentrated Extract Volume: 5000 (uL) Date Analyzed: 10/04/07

Injection Volume: 0.5 (uL) Dilution Factor: 1.00

GPC Cleanup: (Y/N) N pH: 8.0 Sulfur Cleanup: (Y/N) Y

CAS NO	COMPOUND	CONCENTRATION UNITS: (µg/L or µg/Kg) UG/KG	Q
12674-11-2	Aroclor 1016	39	U
11104-28-2	Aroclor 1221	79	U
11141-16-5	Aroclor 1232	39	U
53469-21-9	Aroclor 1242	39	U
12672-29-6	Aroclor 1248	39	U
11097-69-1	Aroclor 1254	39	U
11096-82-5	Aroclor 1260	79	U

PSS113 S65

U.S. EPA - CLP

1

INORGANIC ANALYSIS DATA SHEET

EPA SAMPLE NO

GPESB-1W-4

Lab Name: H2M LABS, INC.

Lab Code: 10478 Case No. SAS No.: SDG No.: PSS113

Matrix (soil/water): SOIL Lab Sample ID: 0711202-003

Level (low/med): LOW Date Received: 9/26/2007

% Solids: 84.3

Concentration Units (ug/L or mg/kg dry weight): MG/KG

CAS No.	Analyte	Concentration	C	Q	M
7440-38-2	Arsenic	3.2			P
7440-39-3	Barium	66.5		E	P
7440-43-9	Cadmium	0.038	U		P
7440-47-3	Chromium	51.5		E	P
57-12-5	Cyanide	59.4	B		CA
7439-92-1	Lead	25.5			P
7439-97-6	Mercury	0.051			CV
7782-49-2	Selenium	0.28	U		P
7440-22-4	Silver	0.16	B	N	P

Color Before: BROWN Clarity Before: Texture: MEDIUM

Color After: YELLOW Clarity After: CLEAR Artifacts:

Comments:

Date Reported: 10/15/07

PSS113 S66

1A

VOLATILE ORGANICS ANALYSIS DATA SHEET

EPA SAMPLE NO.

SB092607

Lab Name: H2M LABS, INC. Contract: _____

Lab Code: 10478 Case No.: KEY-PSS SAS No.: _____ SDG No.: PSS113

Matrix: (soil/water) WATER Lab Sample ID: 0711202-004A

Sample wt/vol: 5 (g/mL) ML Lab File ID: 7\P37886.D

Level: (low/med) LOW Date Received: 09/26/07

% Moisture: not dec. Date Analyzed: 09/28/07

GC Column: R-502.2 ID: .53 (mm) Dilution Factor: 1.00

Soil Extract Volume: _____ (µL) Soil Aliquot Volume _____ (µL)

CAS NO.	COMPOUND	CONCENTRATION UNITS: (µg/L or µg/Kg) UG/L	Q
74-87-3	Chloromethane	10	U
74-83-9	Bromomethane	10	U
75-01-4	Vinyl chloride	10	U
75-00-3	Chloroethane	10	U
75-09-2	Methylene chloride	10	U
67-64-1	Acetone	10	U
75-35-4	1,1-Dichloroethene	10	U
75-15-0	Carbon disulfide	10	U
75-34-3	1,1-Dichloroethane	10	U
540-59-0	1,2-Dichloroethene (total)	10	U
67-66-3	Chloroform	10	U
107-06-2	1,2-Dichloroethane	10	U
78-93-3	2-Butanone	10	U
71-55-6	1,1,1-Trichloroethane	10	U
56-23-5	Carbon tetrachloride	10	U
75-27-4	Bromodichloromethane	10	U
78-87-5	1,2-Dichloropropane	10	U
10061-01-5	cis-1,3-Dichloropropene	10	U
79-01-6	Trichloroethene	10	U
124-48-1	Dibromochloromethane	10	U
79-00-5	1,1,2-Trichloroethane	10	U
71-43-2	Benzene	10	U
10061-02-6	trans-1,3-Dichloropropene	10	U
75-25-2	Bromoform	10	U
108-10-1	4-Methyl-2-pentanone	10	U
591-78-6	2-Hexanone	10	U
127-18-4	Tetrachloroethene	10	U
79-34-5	1,1,2,2-Tetrachloroethane	10	U
108-88-3	Toluene	10	U
108-90-7	Chlorobenzene	10	U
100-41-4	Ethylbenzene	10	U
100-42-5	Styrene	10	U
1330-20-7	Xylene (total)	10	U

PSS113 S67

1F

VOLATILE ORGANICS ANALYSIS DATA SHEET

TENTATIVELY IDENTIFIED COMPOUNDS

EPA SAMPLE NO.

SB092607

Lab Name: H2M LABS, INC. Contract: _____

Lab Code: 10478 Case No.: KEY-PSS SAS No.: _____ SDG No.: PSS113

Matrix: (soil/water) WATER Lab Sample ID: 0711202-004A

Sample wt/vol: 5 (g/mL) ML Lab File ID: 7\P37886.D

Level: (low/med) LOW Date Received: 09/26/07

% Moisture: not dec. Date Analyzed: 09/28/07

GC Column: R-502.2 ID: .53 (mm) Dilution Factor: 1.00

Soil Extract Volume: (µl) Soil Aliquot Volume: 0 (µL)

CONCENTRATION UNITS:

Number TICs found: 0 (µg/L or µg/Kg) UG/L

CAS NUMBER	COMPOUND NAME	RT	EST.CONC.	Q

PSS113 S68

1A

VOLATILE ORGANICS ANALYSIS DATA SHEET

EPA SAMPLE NO.

SB-5W (11.5-12.5)

Lab Name: H2M LABS, INC. Contract: _____

Lab Code: 10478 Case No.: KEY-PSS SAS No.: _____ SDG No.: PSS113

Matrix: (soil/water) SOIL Lab Sample ID: 0711272-001A

Sample wt/vol: 5 (g/mL) G Lab File ID: 7\P37918.D

Level: (low/med) LOW Date Received: 09/27/07

% Moisture: not dec. 14.5 Date Analyzed: 10/02/07

GC Column: R-502.2 ID: .53 (mm) Dilution Factor: 1.00

Soil Extract Volume: _____ (µL) Soil Aliquot Volume _____ (µL)

CAS NO.	COMPOUND	CONCENTRATION UNITS: (µg/L or µg/Kg) UG/KG	Q
74-87-3	Chloromethane	12	U
74-83-9	Bromomethane	12	U
75-01-4	Vinyl chloride	12	U
75-00-3	Chloroethane	12	U
75-09-2	Methylene chloride	4	BJ
67-64-1	Acetone	12	U
75-35-4	1,1-Dichloroethene	12	U
75-15-0	Carbon disulfide	12	U
75-34-3	1,1-Dichloroethane	12	U
540-59-0	1,2-Dichloroethene (total)	12	U
67-66-3	Chloroform	12	U
107-06-2	1,2-Dichloroethane	12	U
78-93-3	2-Butanone	12	U
71-55-6	1,1,1-Trichloroethane	12	U
56-23-5	Carbon tetrachloride	12	U
75-27-4	Bromodichloromethane	12	U
78-87-5	1,2-Dichloropropane	12	U
10061-01-5	cis-1,3-Dichloropropene	12	U
79-01-6	Trichloroethene	12	U
124-48-1	Dibromochloromethane	12	U
79-00-5	1,1,2-Trichloroethane	12	U
71-43-2	Benzene	12	U
10061-02-6	trans-1,3-Dichloropropene	12	U
75-25-2	Bromoform	12	U
108-10-1	4-Methyl-2-pentanone	12	U
591-78-6	2-Hexanone	12	U
127-18-4	Tetrachloroethene	12	U
79-34-5	1,1,2,2-Tetrachloroethane	12	U
108-88-3	Toluene	12	U
108-90-7	Chlorobenzene	12	U
100-41-4	Ethylbenzene	12	U
100-42-5	Styrene	12	U
1330-20-7	Xylene (total)	12	U

PSS113 S69

1F

VOLATILE ORGANICS ANALYSIS DATA SHEET

TENTATIVELY IDENTIFIED COMPOUNDS

EPA SAMPLE NO.

SB-5W (11.5-12.5)

Lab Name: H2M LABS, INC. Contract: _____

Lab Code: 10478 Case No.: KEY-PSS SAS No.: _____ SDG No.: PSS113

Matrix: (soil/water) SOIL Lab Sample ID: 0711272-001A

Sample wt/vol: 5 (g/mL) G Lab File ID: 7\P37918.D

Level: (low/med) LOW Date Received: 09/27/07

% Moisture: not dec. 14.5 Date Analyzed: 10/02/07

GC Column: R-502.2 ID: .53 (mm) Dilution Factor: 1.00

Soil Extract Volume: (µl) Soil Aliquot Volume: 0 (µL)

CONCENTRATION UNITS:

Number TICs found: 0 (µg/L or µg/Kg) UG/KG

CAS NUMBER	COMPOUND NAME	RT	EST.CONC.	Q

FORM I VOA-TIC OLM04.2

PSS113 S70

1C

SEMIVOLATILE ORGANICS ANALYSIS DATA SHEET

EPA SAMPLE NO.

SB-5W(11.5-12.5)

Lab Name: H2M LABS, INC. Contract: _____

Lab Code: 10478 Case No.: KEY-PSS SAS No.: _____ SDG No.: PSS113

Matrix: (soil/water) SOIL Lab Sample ID: 0711272-001B

Sample wt/vol: 15 (g/mL) G Lab File ID: A\C37723.D

Level: (low/med) LOW Date Received: 09/27/07

% Moisture: 14.5 Decanted:(Y/N) N Date Extracted: 10/01/07

Concentrated Extract Volume: 1000 (µL) Date Analyzed: 10/08/07

Injection Volume: 2 (µL) Dilution Factor: 1.00

GPC Cleanup: (Y/N) N pH: 8.0 Extraction: (Type) PFEX

CAS NO.	COMPOUND	CONCENTRATION UNITS: (µg/L or µg/Kg) UG/KG	Q
108-95-2	Phenol	390	U
111-44-4	Bis(2-chloroethyl)ether	390	U
95-57-8	2-Chlorophenol	390	U
541-73-1	1,3-Dichlorobenzene	390	U
106-46-7	1,4-Dichlorobenzene	390	U
95-50-1	1,2-Dichlorobenzene	390	U
95-48-7	2-Methylphenol	390	U
108-60-1	2,2'-oxybis(1-chloropropane)	390	U
106-44-5	4-Methylphenol	390	U
621-64-7	N-Nitroso-di-n-propylamine	390	U
67-72-1	Hexachloroethane	390	U
98-95-3	Nitrobenzene	390	U
78-59-1	Isophorone	390	U
88-75-5	2-Nitrophenol	390	U
105-67-9	2,4-Dimethylphenol	390	U
111-91-1	Bis(2-chloroethoxy)methane	390	U
120-83-2	2,4-Dichlorophenol	390	U
120-82-1	1,2,4-Trichlorobenzene	390	U
91-20-3	Naphthalene	390	U
106-47-8	4-Chloroaniline	390	U
87-68-3	Hexachlorobutadiene	390	U
59-50-7	4-Chloro-3-methylphenol	390	U
91-57-6	2-Methylnaphthalene	390	U
77-47-4	Hexachlorocyclopentadiene	390	U
88-06-2	2,4,6-Trichlorophenol	390	U
95-95-4	2,4,5-Trichlorophenol	970	U
91-58-7	2-Chloronaphthalene	390	U
88-74-4	2-Nitroaniline	970	U
131-11-3	Dimethylphthalate	390	U
208-96-8	Acenaphthylene	390	U
606-20-2	2,6-Dinitrotoluene	390	U
99-09-2	3-Nitroaniline	970	U
83-32-9	Acenaphthene	390	U
51-28-5	2,4-Dinitrophenol	970	U
100-02-7	4-Nitrophenol	970	U
132-64-9	Dibenzofuran	390	U

PSS113 S71

1D

SEMIVOLATILE ORGANICS ANALYSIS DATA SHEET

EPA SAMPLE NO.

SB-5W(11.5-12.5)

Lab Name: H2M LABS, INC. Contract: _____

Lab Code: 10478 Case No.: KEY-PSS SAS No.: _____ SDG No.: PSS113

Matrix: (soil/water) SOIL Lab Sample ID: 0711272-001B

Sample wt/vol: 15 (g/mL) G Lab File ID: A\C37723.D

Level: (low/med) LOW Date Received: 09/27/07

% Moisture: 14.5 Decanted:(Y/N) N Date Extracted: 10/01/07

Concentrated Extract Volume: 1000 (µL) Date Analyzed: 10/08/07

Injection Volume: 2 (µL) Dilution Factor: 1.00

GPC Cleanup: (Y/N) N pH: 8.0 Extraction: (Type) PFEX

CAS NO.	COMPOUND	CONCENTRATION UNITS: (µg/L or µg/Kg) UG/KG	Q
121-14-2	2,4-Dinitrotoluene*	390	U
84-66-2	Diethylphthalate	190	J
7005-72-3	4-Chlorophenyl-phenylether	390	U
86-73-7	Fluorene	390	U
100-01-6	4-Nitroaniline	970	U
534-52-1	4,6-Dinitro-2-methylphenol	970	U
86-30-6	N-Nitrosodiphenylamine	390	U
101-55-3	4-Bromophenyl-phenylether	390	U
118-74-1	Hexachlorobenzene	390	U
87-86-5	Pentachlorophenol	970	U
85-01-8	Phenanthrene	390	U
120-12-7	Anthracene	390	U
86-74-8	Carbazole	390	U
84-74-2	Di-n-butyl phthalate	390	U
206-44-0	Fluoranthene	390	U
129-00-0	Pyrene	390	U
85-68-7	Butyl benzyl phthalate	390	U
91-94-1	3,3'-Dichlorobenzidine	390	U
56-55-3	Benzo(a)anthracene	390	U
218-01-9	Chrysene	390	U
117-81-7	Bis(2-ethylhexyl)phthalate	390	U
117-84-0	Di-n-octyl phthalate	390	U
205-99-2	Benzo(b)fluoranthene	390	U
207-08-9	Benzo(k)fluoranthene	390	U
50-32-8	Benzo(a)pyrene	390	U
193-39-5	Indeno(1,2,3-cd)pyrene	390	U
53-70-3	Dibenzo(a,h)anthracene	390	U
191-24-2	Benzo(g,h,i)perylene	390	U

(1) Cannot be separated from Diphenylamine

PSS113 S72

1G

EPA SAMPLE NO.

SB-5W(11.5-12.5)

SEMIVOLATILE ORGANICS ANALYSIS DATA SHEET
TENTATIVELY IDENTIFIED COMPOUNDS

Lab Name: H2M LABS, INC. Contract: _____

Lab Code: 10478 Case No.: KEY-PSS SAS No.: _____ SDG No.: PSS113

Matrix: (soil/water) SOIL Lab Sample ID: 0711272-001B

Sample wt/vol: 15 (g/mL) G Lab File ID: A\C37723.D

Level: (low/med) LOW Date Received: 09/27/07

% Moisture: 14.5 Decanted:(Y/N) N Date Extracted: 10/01/07

Concentrated Extract Volume: 1000 (µl) Date Analyzed: 10/08/07

Injection Volume: 2 (µl) Dilution Factor: 1.00

GPC Cleanup: (Y/N) N pH: 8.0 Extraction: (Type) PFEX

CONCENTRATION UNITS:

Number TICs found: 2 (µg/L or µg/Kg) UG/KG

CAS NUMBER	COMPOUND NAME	RT	EST.CONC.	Q
1. 000141-79-7	3-Penten-2-one, 4-methyl-	3.00	280	JNA
2.	unknown	3.23	630	J
3. 000123-42-2	2-Pentanone, 4-hydroxy-4-methyl-	3.43	54000	JNA
4.	C3 substituted benzene	3.84	10000	J

PSS113 S73

1E

PESTICIDE ORGANICS ANALYSIS DATA SHEET

EPA SAMPLE NO.

5W (11.5-12.5)

Lab Name: H2M LABS, INC. Contract: _____

Lab Code: 10478 Case No.: KEY-PSS SAS No.: _____ SDG No.: PSS113

Matrix: (soil/water) SOIL Lab Sample ID: 0711272-001B

Sample wt/vol: 15 (g/mL) G Lab File ID: a00605.raw

% Moisture: 14.5 Decanted: (Y/N) N Date Received: 09/27/07

Extraction: (Type) PFEX Date Extracted: 10/01/07

Concentrated Extract Volume: 5000 (uL) Date Analyzed: 10/04/07

Injection Volume: 0.5 (uL) Dilution Factor: 1.00

GPC Cleanup: (Y/N) N pH: 8.0 Sulfur Cleanup: (Y/N) Y

CAS NO	COMPOUND	CONCENTRATION UNITS: (µg/L or µg/Kg) UG/KG	Q
12674-11-2	Aroclor 1016	39	U
11104-28-2	Aroclor 1221	78	U
11141-16-5	Aroclor 1232	39	U
53469-21-9	Aroclor 1242	39	U
12672-29-6	Aroclor 1248	39	U
11097-69-1	Aroclor 1254	39	U
11096-82-5	Aroclor 1260	39	U

PSS113 S74

U.S. EPA - CLP

1

INORGANIC ANALYSIS DATA SHEET

EPA SAMPLE NO

GPESB-5W (11.5-12.5)

Lab Name: H2M LABS, INC.

Lab Code: 10478 Case No. SAS No.: SDG No.: PSS113

Matrix (soil/water): SOIL Lab Sample ID: 0711272-001

Level (low/med): LOW Date Received: 9/27/2007

% Solids: 85.5

Concentration Units (ug/L or mg/kg dry weight): MG/KG

CAS No.	Analyte	Concentration	C	Q	M
7440-38-2	Arsenic	4.0			P
7440-39-3	Barium	86.1		E	P
7440-43-9	Cadmium	0.038	U		P
7440-47-3	Chromium	47.6		E	P
57-12-5	Cyanide	0.58	U		CA
7439-92-1	Lead	23.1			P
7439-97-6	Mercury	0.038	B		CV
7782-49-2	Selenium	0.28	U		P
7440-22-4	Silver	0.13	B	N	P

Color Before: BROWN Clarity Before: Texture: MEDIUM

Color After: YELLOW Clarity After: CLEAR Artifacts:

Comments:

Date Reported: 10/15/07

PSS113 S75

1A

VOLATILE ORGANICS ANALYSIS DATA SHEET

EPA SAMPLE NO.

SB-6W (21-22)

Lab Name: H2M LABS, INC. Contract: _____

Lab Code: 10478 Case No.: KEY-PSS SAS No.: _____ SDG No.: PSS113

Matrix: (soil/water) SOIL Lab Sample ID: 0711272-003A

Sample wt/vol: 5 (g/mL) G Lab File ID: 7\P37920.D

Level: (low/med) LOW Date Received: 09/27/07

% Moisture: not dec. 62.1 Date Analyzed: 10/02/07

GC Column: R-502.2 ID: .53 (mm) Dilution Factor: 1.00

Soil Extract Volume: _____ (µL) Soil Aliquot Volume _____ (µL)

CAS NO.	COMPOUND	CONCENTRATION UNITS: (µg/L or µg/Kg) UG/KG	Q
74-87-3	Chloromethane	26	U
74-83-9	Bromomethane	26	U
75-01-4	Vinyl chloride	26	U
75-00-3	Chloroethane	26	U
75-09-2	Methylene chloride	19	BJ
67-64-1	Acetone	510	
75-35-4	1,1-Dichloroethene	26	U
75-15-0	Carbon disulfide	6	J
75-34-3	1,1-Dichloroethane	26	U
540-59-0	1,2-Dichloroethene (total)	26	U
67-66-3	Chloroform	26	U
107-06-2	1,2-Dichloroethane	26	U
78-93-3	2-Butanone	150	
71-55-6	1,1,1-Trichloroethane	26	U
56-23-5	Carbon tetrachloride	26	U
75-27-4	Bromodichloromethane	26	U
78-87-5	1,2-Dichloropropane	26	U
10061-01-5	cis-1,3-Dichloropropene	26	U
79-01-6	Trichloroethene	26	U
124-48-1	Dibromochloromethane	26	U
79-00-5	1,1,2-Trichloroethane	26	U
71-43-2	Benzene	26	U
10061-02-6	trans-1,3-Dichloropropene	26	U
75-25-2	Bromoform	26	U
108-10-1	4-Methyl-2-pentanone	26	U
591-78-6	2-Hexanone	26	U
127-18-4	Tetrachloroethene	26	U
79-34-5	1,1,2,2-Tetrachloroethane	26	U
108-88-3	Toluene	26	U
108-90-7	Chlorobenzene	26	U
100-41-4	Ethylbenzene	26	U
100-42-5	Styrene	26	U
1330-20-7	Xylene (total)	26	U

PSS113 S83

1F

VOLATILE ORGANICS ANALYSIS DATA SHEET

TENTATIVELY IDENTIFIED COMPOUNDS

EPA SAMPLE NO.

SB-6W (21-22)

Lab Name: H2M LABS, INC. Contract: _____

Lab Code: 10478 Case No.: KEY-PSS SAS No.: _____ SDG No.: PSS113

Matrix: (soil/water) SOIL Lab Sample ID: 0711272-003A

Sample wt/vol: 5 (g/mL) G Lab File ID: 7\P37920.D

Level: (low/med) LOW Date Received: 09/27/07

% Moisture: not dec. 62.1 Date Analyzed: 10/02/07

GC Column: R-502.2 ID: .53 (mm) Dilution Factor: 1.00

Soil Extract Volume: (µl) Soil Aliquot Volume: 0 (µL)

CONCENTRATION UNITS:

Number TICs found: 1 (µg/L or µg/Kg) UG/KG

CAS NUMBER	COMPOUND NAME	RT	EST.CONC.	Q
1. 000078-84-2	Propanal, 2-methyl-	8.83	24	JN

PSS113 S84

1C

SEMIVOLATILE ORGANICS ANALYSIS DATA SHEET

EPA SAMPLE NO.

SB-6W(21-22)

Lab Name: H2M LABS, INC. Contract: _____

Lab Code: 10478 Case No.: KEY-PSS SAS No.: _____ SDG No.: PSS113

Matrix: (soil/water) SOIL Lab Sample ID: 0711272-003B

Sample wt/vol: 15 (g/mL) G Lab File ID: A\C37728.D

Level: (low/med) LOW Date Received: 09/27/07

% Moisture: 62.1 Decanted: (Y/N) N Date Extracted: 10/01/07

Concentrated Extract Volume: 1000 (µL) Date Analyzed: 10/08/07

Injection Volume: 2 (µL) Dilution Factor: 1.00

GPC Cleanup: (Y/N) N pH: 8.0 Extraction: (Type) PFEX

CAS NO.	COMPOUND	CONCENTRATION UNITS: (µg/L or µg/Kg) UG/KG	Q
108-95-2	Phenol	870	U
111-44-4	Bis(2-chloroethyl)ether	870	U
95-57-8	2-Chlorophenol	870	U
541-73-1	1,3-Dichlorobenzene	870	U
106-46-7	1,4-Dichlorobenzene	870	U
95-50-1	1,2-Dichlorobenzene	870	U
95-48-7	2-Methylphenol	870	U
108-60-1	2,2´-oxybis(1-chloropropane)	870	U
106-44-5	4-Methylphenol	870	U
621-64-7	N-Nitroso-di-n-propylamine	870	U
67-72-1	Hexachloroethane	870	U
98-95-3	Nitrobenzene	870	U
78-59-1	Isophorone	870	U
88-75-5	2-Nitrophenol	870	U
105-67-9	2,4-Dimethylphenol	870	U
111-91-1	Bis(2-chloroethoxy)methane	870	U
120-83-2	2,4-Dichlorophenol	870	U
120-82-1	1,2,4-Trichlorobenzene	870	U
91-20-3	Naphthalene	870	U
106-47-8	4-Chloroaniline	870	U
87-68-3	Hexachlorobutadiene	870	U
59-50-7	4-Chloro-3-methylphenol	870	U
91-57-6	2-Methylnaphthalene	870	U
77-47-4	Hexachlorocyclopentadiene	870	U
88-06-2	2,4,6-Trichlorophenol	870	U
95-95-4	2,4,5-Trichlorophenol	2200	U
91-58-7	2-Chloronaphthalene	870	U
88-74-4	2-Nitroaniline	2200	U
131-11-3	Dimethylphthalate	870	U
208-96-8	Acenaphthylene	870	U
606-20-2	2,6-Dinitrotoluene	870	U
99-09-2	3-Nitroaniline	2200	U
83-32-9	Acenaphthene	870	U
51-28-5	2,4-Dinitrophenol	2200	U
100-02-7	4-Nitrophenol	2200	U
132-64-9	Dibenzofuran	870	U

PSS113 S85

1D

SEMIVOLATILE ORGANICS ANALYSIS DATA SHEET

EPA SAMPLE NO.

SB-6W(21-22)

Lab Name: H2M LABS, INC. Contract: _____

Lab Code: 10478 Case No.: KEY-PSS SAS No.: _____ SDG No.: PSS113

Matrix: (soil/water) SOIL Lab Sample ID: 0711272-003B

Sample wt/vol: 15 (g/mL) G Lab File ID: A\C37728.D

Level: (low/med) LOW Date Received: 09/27/07

% Moisture: 62.1 Decanted:(Y/N) N Date Extracted: 10/01/07

Concentrated Extract Volume: 1000 (µL) Date Analyzed: 10/08/07

Injection Volume: 2 (µL) Dilution Factor: 1.00

GPC Cleanup: (Y/N) N pH: 8.0 Extraction: (Type) PFEX

CAS NO.	COMPOUND	CONCENTRATION UNITS: (µg/L or µg/Kg) UG/KG	Q
121-14-2	2,4-Dinitrotoluene	870	U
84-66-2	Diethylphthalate	290	J
7005-72-3	4-Chlorophenyl-phenylether	870	U
86-73-7	Fluorene	870	U
100-01-6	4-Nitroaniline	2200	U
534-52-1	4,6-Dinitro-2-methylphenol	2200	U
86-30-6	N-Nitrosodiphenylamine	870	U
101-55-3	4-Bromophenyl-phenylether	870	U
118-74-1	Hexachlorobenzene	870	U
87-86-5	Pentachlorophenol	2200	U
85-01-8	Phenanthrene	870	U
120-12-7	Anthracene	870	U
86-74-8	Carbazole	870	U
84-74-2	Di-n-butyl phthalate	870	U
206-44-0	Fluoranthene	870	U
129-00-0	Pyrene	870	U
85-68-7	Butyl benzyl phthalate	870	U
91-94-1	3,3'-Dichlorobenzidine	870	U
56-55-3	Benzo(a)anthracene	870	U
218-01-9	Chrysene	870	U
117-81-7	Bis(2-ethylhexyl)phthalate	870	U
117-84-0	Di-n-octyl phthalate	870	U
205-99-2	Benzo(b)fluoranthene	870	U
207-08-9	Benzo(k)fluoranthene	870	U
50-32-8	Benzo(a)pyrene	870	U
193-39-5	Indeno(1,2,3-cd)pyrene	870	U
53-70-3	Dibenzo(a,h)anthracene	870	U
191-24-2	Benzo(g,h,i)perylene	870	U

(1) Cannot be separated from Diphenylamine

PSS113 S86

1G

SEMIVOLATILE ORGANICS ANALYSIS DATA SHEET
TENTATIVELY IDENTIFIED COMPOUNDS

EPA SAMPLE NO.

SB-6W(21-22)

Lab Name: H2M LABS, INC. Contract: ____

Lab Code: 10478 Case No.: KEY-PSS SAS No.: ____ SDG No.: PSS113

Matrix: (soil/water) SOIL Lab Sample ID: 0711272-003B

Sample wt/vol: 15 (g/mL) G Lab File ID: A\C37728.D

Level: (low/med) LOW Date Received: 09/27/07

% Moisture: 62.1 Decanted:(Y/N) N Date Extracted: 10/01/07

Concentrated Extract Volume: 1000 (µl) Date Analyzed: 10/08/07

Injection Volume: 2 (µl) Dilution Factor: 1.00

GPC Cleanup: (Y/N) N pH: 8.0 Extraction: (Type) PFEX

CONCENTRATION UNITS:

Number TICs found: 15 (µg/L or µg/Kg) UG/KG

CAS NUMBER	COMPOUND NAME	RT	EST.CONC.	Q
1. 004161-60-8	2-Pentanone, 4-hydroxy-	3.22	1100	JNA
2. 000123-42-2	2-Pentanone, 4-hydroxy-4-methyl-	3.40	69000	JNA
3.	C3 substituted benzene	3.84	21000	J
4.	unknown (6.46)	6.46	580	J
5. 000123-08-0	Benzaldehyde, 4-hydroxy-	8.31	580	JN
6.	unknown (11.65)	11.65	490	J
7.	(DEL) Alkane: Straight-Chain (14.41)	14.41	1000	J
8.	(DEL) Alkane: Straight-Chain (14.96)	14.96	2000	J
9.	(DEL) Alkane: Straight-Chain (15.43)	15.43	2800	J
10.	unknown (15.47)	15.47	1600	J
11.	unknown (15.53)	15.53	880	J
12.	unknown (15.67)	15.67	1600	J
13.	unknown (15.75)	15.75	1800	J
14.	(DEL) Alkane: Straight-Chain (15.88)	15.88	2200	J
15.	unknown (15.93)	15.93	3100	J
16.	unknown (16.25)	16.25	1700	J
17.	unknown (16.34)	16.34	1000	J
18.	(DEL) Alkane: Straight-Chain (16.39)	16.39	1400	J
19.	unknown (16.47)	16.47	2800	J
20.	unknown (17.15)	17.15	1000	J
21.	unknown (17.44)	17.44	490	J
22.	unknown (17.87)	17.87	1200	J

PSS113 S87

1E

PESTICIDE ORGANICS ANALYSIS DATA SHEET

EPA SAMPLE NO.

6W (21-22)

Lab Name: H2M LABS, INC. Contract: _____

Lab Code: 10478 Case No.: KEY-PSS SAS No.: _____ SDG No.: PSS113

Matrix: (soil/water) SOIL Lab Sample ID: 0711272-003B

Sample wt/vol: 15 (g/mL) G Lab File ID: a00607.raw

% Moisture: 62.1 Decanted: (Y/N) N Date Received: 09/27/07

Extraction: (Type) PFEX Date Extracted: 10/01/07

Concentrated Extract Volume: 5000 (uL) Date Analyzed: 10/04/07

Injection Volume: 0.5 (uL) Dilution Factor: 1.00

GPC Cleanup: (Y/N) N pH: 8.0 Sulfur Cleanup: (Y/N) Y

CAS NO	COMPOUND	CONCENTRATION UNITS: (µg/L or µg/Kg) UG/KG	Q
12674-11-2	Aroclor 1016	87	U
11104-28-2	Aroclor 1221	180	U
11141-16-5	Aroclor 1232	87	U
53469-21-9	Aroclor 1242	87	U
12672-29-6	Aroclor 1248	87	U
11097-69-1	Aroclor 1254	87	U
11096-82-5	Aroclor 1260	87	U

PSS113 S88

U.S. EPA - CLP

1

INORGANIC ANALYSIS DATA SHEET

EPA SAMPLE NO

GPESB-6W (21-22)

Lab Name: H2M LABS, INC.

Lab Code: 10478 Case No. SAS No.: SDG No.: PSS113

Matrix (soil/water): SOIL Lab Sample ID: 0711272-003

Level (low/med): LOW Date Received: 9/27/2007

% Solids: 37.9

Concentration Units (ug/L or mg/kg dry weight): MG/KG

CAS No.	Analyte	Concentration	C	Q	M
7440-38-2	Arsenic	6.1			P
7440-39-3	Barium	286		E	P
7440-43-9	Cadmium	0.56	B		P
7440-47-3	Chromium	49.6		E	P
57-12-5	Cyanide	1.3	U		CA
7439-92-1	Lead	11.3			P
7439-97-6	Mercury	0.044	U		CV
7782-49-2	Selenium	1.6			P
7440-22-4	Silver	0.34	B	N	P

Color Before: BROWN Clarity Before: Texture: MEDIUM

Color After: YELLOW Clarity After: CLEAR Artifacts:

Comments:

Date Reported: 10/15/07

PSS113 S89

FORM I - IN

ILM04.1

1C

SEMIVOLATILE ORGANICS ANALYSIS DATA SHEET

EPA SAMPLE NO.

SB-7(12.75-13.75)D

Lab Name: H2M LABS, INC. Contract: _____

Lab Code: 10478 Case No.: KEY-PSS SAS No.: _____ SDG No.: PSS113

Matrix: (soil/water) SOIL Lab Sample ID: 0711272-004BDL

Sample wt/vol: 15 (g/mL) G Lab File ID: A\C37721.D

Level: (low/med) LOW Date Received: 09/27/07

% Moisture: 24.7 Decanted: (Y/N) N Date Extracted: 10/01/07

Concentrated Extract Volume: 1000 (µL) Date Analyzed: 10/08/07

Injection Volume: 2 (µL) Dilution Factor: 50.00

GPC Cleanup: (Y/N) N pH: 8.0 Extraction: (Type) PFEX

CAS NO.	COMPOUND	CONCENTRATION UNITS: (µg/L or µg/Kg) UG/KG	Q
108-95-2	Phenol	22000	U
111-44-4	Bis(2-chloroethyl)ether	22000	U
95-57-8	2-Chlorophenol	22000	U
541-73-1	1,3-Dichlorobenzene	22000	U
106-46-7	1,4-Dichlorobenzene	22000	U
95-50-1	1,2-Dichlorobenzene	22000	U
95-48-7	2-Methylphenol	22000	U
108-60-1	2,2'-oxybis(1-chloropropane)	22000	U
106-44-5	4-Methylphenol	22000	U
621-64-7	N-Nitroso-di-n-propylamine	22000	U
67-72-1	Hexachloroethane	22000	U
98-95-3	Nitrobenzene	22000	U
78-59-1	Isophorone	22000	U
88-75-5	2-Nitrophenol	22000	U
105-67-9	2,4-Dimethylphenol	22000	U
111-91-1	Bis(2-chloroethoxy)methane	22000	U
120-83-2	2,4-Dichlorophenol	22000	U
120-82-1	1,2,4-Trichlorobenzene	22000	U
91-20-3	Naphthalene	61000	D
106-47-8	4-Chloroaniline	22000	U
87-68-3	Hexachlorobutadiene	22000	U
59-50-7	4-Chloro-3-methylphenol	22000	U
91-57-6	2-Methylnaphthalene	5400	DJ
77-47-4	Hexachlorocyclopentadiene	22000	U
88-06-2	2,4,6-Trichlorophenol	22000	U
95-95-4	2,4,5-Trichlorophenol	55000	U
91-58-7	2-Chloronaphthalene	22000	U
88-74-4	2-Nitroaniline	55000	U
131-11-3	Dimethylphthalate	22000	U
208-96-8	Acenaphthylene	22000	U
606-20-2	2,6-Dinitrotoluene	22000	U
99-09-2	3-Nitroaniline	55000	U
83-32-9	Acenaphthene	12000	DJ
51-28-5	2,4-Dinitrophenol	55000	U
100-02-7	4-Nitrophenol	55000	U
132-64-9	Dibenzofuran	7400	DJ

PSS113 S95

1D

SEMIVOLATILE ORGANICS ANALYSIS DATA SHEET

EPA SAMPLE NO.

SB-7(12.75-13.75)DL

Lab Name: H2M LABS, INC. Contract: _____

Lab Code: 10478 Case No.: KEY-PSS SAS No.: _____ SDG No.: PSS113

Matrix: (soil/water) SOIL Lab Sample ID: 0711272-004BDL

Sample wt/vol: 15 (g/mL) G Lab File ID: A\C37721.D

Level: (low/med) LOW Date Received: 09/27/07

% Moisture: 24.7 Decanted: (Y/N) N Date Extracted: 10/01/07

Concentrated Extract Volume: 1000 (µL) Date Analyzed: 10/08/07

Injection Volume: 2 (µL) Dilution Factor: 50.00

GPC Cleanup: (Y/N) N pH: 8.0 Extraction: (Type) PFEX

CAS NO.	COMPOUND	CONCENTRATION UNITS: (µg/L or µg/Kg) UG/KG	Q
121-14-2	2,4-Dinitrotoluene	22000	U
84-66-2	Diethylphthalate	22000	U
7005-72-3	4-Chlorophenyl-phenylether	22000	U
86-73-7	Fluorene	6400	DJ
100-01-6	4-Nitroaniline	55000	U
534-52-1	4,6-Dinitro-2-methylphenol	55000	U
86-30-6	N-Nitrosodiphenylamine	22000	U
101-55-3	4-Bromophenyl-phenylether	22000	U
118-74-1	Hexachlorobenzene	22000	U
87-86-5	Pentachlorophenol	55000	U
85-01-8	Phenanthrene	13000	DJ
120-12-7	Anthracene	22000	U
86-74-8	Carbazole	11000	DJ
84-74-2	Di-n-butyl phthalate	22000	U
206-44-0	Fluoranthene	22000	U
129-00-0	Pyrene	22000	U
85-68-7	Butyl benzyl phthalate	22000	U
91-94-1	3,3'-Dichlorobenzidine	22000	U
56-55-3	Benzo(a)anthracene	22000	U
218-01-9	Chrysene	22000	U
117-81-7	Bis(2-ethylhexyl)phthalate	22000	U
117-84-0	Di-n-octyl phthalate	22000	U
205-99-2	Benzo(b)fluoranthene	22000	U
207-08-9	Benzo(k)fluoranthene	22000	U
50-32-8	Benzo(a)pyrene	22000	U
193-39-5	Indeno(1,2,3-cd)pyrene	22000	U
53-70-3	Dibenzo(a,h)anthracene	22000	U
191-24-2	Benzo(g,h,i)perylene	22000	U

(1) Cannot be separated from Diphenylamine

PSS113 S96

1G

SEMIVOLATILE ORGANICS ANALYSIS DATA SHEET
TENTATIVELY IDENTIFIED COMPOUNDS

EPA SAMPLE NO.

SB-7(12.75-13.75)DL

Lab Name: H2M LABS, INC. Contract: ____

Lab Code: 10478 Case No.: KEY-PSS SAS No.: ____ SDG No.: PSS113

Matrix: (soil/water) SOIL Lab Sample ID: 0711272-004BDL

Sample wt/vol: 15 (g/mL) G Lab File ID: A\C37721.D

Level: (low/med) LOW Date Received: 09/27/07

% Moisture: 24.7 Decanted:(Y/N) N Date Extracted: 10/01/07

Concentrated Extract Volume: 1000 (µl) Date Analyzed: 10/08/07

Injection Volume: 2 (µl) Dilution Factor: 50.00

GPC Cleanup: (Y/N) N pH: 8.0 Extraction: (Type) PFEX

Number TICs found: 2

CONCENTRATION UNITS:
(µg/L or µg/Kg) UG/KG

CAS NUMBER	COMPOUND NAME	RT	EST.CONC.	Q
1. 000123-42-2	2-Pentanone, 4-hydroxy-4-methyl-	3.34	31000	JNDA
2.	C3 substituted benzene	3.83	11000	JD
3.	substituted PNA	14.24	14000	JD

PSS113 S97

1A

VOLATILE ORGANICS ANALYSIS DATA SHEET

EPA SAMPLE NO.

SB-7 (22-23)

Lab Name: H2M LABS, INC. Contract: _____

Lab Code: 10478 Case No.: KEY-PSS SAS No.: _____ SDG No.: PSS113

Matrix: (soil/water) SOIL Lab Sample ID: 0711272-005A

Sample wt/vol: 5 (g/mL) G Lab File ID: 7\P37925.D

Level: (low/med) LOW Date Received: 09/27/07

% Moisture: not dec. 61.4 Date Analyzed: 10/02/07

GC Column: R-502.2 ID: .53 (mm) Dilution Factor: 1.00

Soil Extract Volume: _____ (µL) Soil Aliquot Volume _____ (µL)

CAS NO.	COMPOUND	CONCENTRATION UNITS: (µg/L or µg/Kg) UG/KG	Q
74-87-3	Chloromethane	26	U
74-83-9	Bromomethane	26	U
75-01-4	Vinyl chloride	26	U
75-00-3	Chloroethane	26	U
75-09-2	Methylene chloride	26	B
67-64-1	Acetone	650	E
75-35-4	1,1-Dichloroethene	26	U
75-15-0	Carbon disulfide	7	J
75-34-3	1,1-Dichloroethane	26	U
540-59-0	1,2-Dichloroethene (total)	26	U
67-66-3	Chloroform	26	U
107-06-2	1,2-Dichloroethane	26	U
78-93-3	2-Butanone	190	
71-55-6	1,1,1-Trichloroethane	26	U
56-23-5	Carbon tetrachloride	26	U
75-27-4	Bromodichloromethane	26	U
78-87-5	1,2-Dichloropropane	26	U
10061-01-5	cis-1,3-Dichloropropene	26	U
79-01-6	Trichloroethene	26	U
124-48-1	Dibromochloromethane	26	U
79-00-5	1,1,2-Trichloroethane	26	U
71-43-2	Benzene	26	U
10061-02-6	trans-1,3-Dichloropropene	26	U
75-25-2	Bromoform	26	U
108-10-1	4-Methyl-2-pentanone	26	U
591-78-6	2-Hexanone	26	U
127-18-4	Tetrachloroethene	26	U
79-34-5	1,1,2,2-Tetrachloroethane	26	U
108-88-3	Toluene	26	U
108-90-7	Chlorobenzene	26	U
100-41-4	Ethylbenzene	26	U
100-42-5	Styrene	26	U
1330-20-7	Xylene (total)	26	U

PSS113 S100

1F

VOLATILE ORGANICS ANALYSIS DATA SHEET

TENTATIVELY IDENTIFIED COMPOUNDS

EPA SAMPLE NO.

SB-7 (22-23)

Lab Name: H2M LABS, INC. Contract: _____

Lab Code: 10478 Case No.: KEY-PSS SAS No.: _____ SDG No.: PSS113

Matrix: (soil/water) SOIL Lab Sample ID: 0711272-005A

Sample wt/vol: 5 (g/mL) G Lab File ID: 7\P37925.D

Level: (low/med) LOW Date Received: 09/27/07

% Moisture: not dec. 61.4 Date Analyzed: 10/02/07

GC Column: R-502.2 ID: .53 (mm) Dilution Factor: 1.00

Soil Extract Volume: (µl) Soil Aliquot Volume: 0 (µL)

CONCENTRATION UNITS:

Number TICs found: 1 (µg/L or µg/Kg) UG/KG

CAS NUMBER	COMPOUND NAME	RT	EST.CONC.	Q
1. 000078-84-2	Propanal, 2-methyl-	8.82	21	JN

PSS113 S101

1A

VOLATILE ORGANICS ANALYSIS DATA SHEET

EPA SAMPLE NO.

SB-7 (22-23)DL

Lab Name: H2M LABS, INC. Contract: _____

Lab Code: 10478 Case No.: KEY-PSS SAS No.: _____ SDG No.: PSS113

Matrix: (soil/water) SOIL Lab Sample ID: 0711272-005ADL

Sample wt/vol: 5 (g/mL) G Lab File ID: 7\P37958.D

Level: (low/med) LOW Date Received: 09/27/07

% Moisture: not dec. 61.4 Date Analyzed: 10/03/07

GC Column: R-502.2 ID: .53 (mm) Dilution Factor: 2.00

Soil Extract Volume: _____ (µL) Soil Aliquot Volume _____ (µL)

CAS NO.	COMPOUND	CONCENTRATION UNITS: (µg/L or µg/Kg) UG/KG	Q
74-87-3	Chloromethane	52	U
74-83-9	Bromomethane	52	U
75-01-4	Vinyl chloride	52	U
75-00-3	Chloroethane	52	U
75-09-2	Methylene chloride	66	DB
67-64-1	Acetone	400	D
75-35-4	1,1-Dichloroethene	52	U
75-15-0	Carbon disulfide	8	DJ
75-34-3	1,1-Dichloroethane	52	U
540-59-0	1,2-Dichloroethene (total)	52	U
67-66-3	Chloroform	52	U
107-06-2	1,2-Dichloroethane	52	U
78-93-3	2-Butanone	110	D
71-55-6	1,1,1-Trichloroethane	52	U
56-23-5	Carbon tetrachloride	52	U
75-27-4	Bromodichloromethane	52	U
78-87-5	1,2-Dichloropropane	52	U
10061-01-5	cis-1,3-Dichloropropene	52	U
79-01-6	Trichloroethene	52	U
124-48-1	Dibromochloromethane	52	U
79-00-5	1,1,2-Trichloroethane	52	U
71-43-2	Benzene	52	U
10061-02-6	trans-1,3-Dichloropropene	52	U
75-25-2	Bromoform	52	U
108-10-1	4-Methyl-2-pentanone	52	U
591-78-6	2-Hexanone	52	U
127-18-4	Tetrachloroethene	52	U
79-34-5	1,1,2,2-Tetrachloroethane	52	U
108-88-3	Toluene	52	U
108-90-7	Chlorobenzene	52	U
100-41-4	Ethylbenzene	52	U
100-42-5	Styrene	52	U
1330-20-7	Xylene (total)	52	U

PSS113 S102

1F

VOLATILE ORGANICS ANALYSIS DATA SHEET

TENTATIVELY IDENTIFIED COMPOUNDS

EPA SAMPLE NO.

SB-7 (22-23)DL

Lab Name: H2M LABS, INC. Contract: _____

Lab Code: 10478 Case No.: KEY-PSS SAS No.: _____ SDG No.: PSS113

Matrix: (soil/water) SOIL Lab Sample ID: 0711272-005ADL

Sample wt/vol: 5 (g/mL) G Lab File ID: 7\P37958.D

Level: (low/med) LOW Date Received: 09/27/07

% Moisture: not dec. 61.4 Date Analyzed: 10/03/07

GC Column: R-502.2 ID: .53 (mm) Dilution Factor: 2.00

Soil Extract Volume: (µl) Soil Aliquot Volume: 0 (µL)

CONCENTRATION UNITS:

Number TICs found: 2 (µg/L or µg/Kg) UG/KG

CAS NUMBER	COMPOUND NAME	RT	EST.CONC.	Q
1.	unknown siloxane (18.79)	18.79	53	JDBX
2.	unknown siloxane (21.34)	21.34	84	JDBX

PSS113 S103

1C

SEMIVOLATILE ORGANICS ANALYSIS DATA SHEET

EPA SAMPLE NO.

SB-7(22-23)

Lab Name: H2M LABS, INC. Contract: _____

Lab Code: 10478 Case No.: KEY-PSS SAS No.: _____ SDG No.: PSS113

Matrix: (soil/water) SOIL Lab Sample ID: 0711272-005B

Sample wt/vol: 15 (g/mL) G Lab File ID: A\C37729.D

Level: (low/med) LOW Date Received: 09/27/07

% Moisture: 61.4 Decanted:(Y/N) N Date Extracted: 10/01/07

Concentrated Extract Volume: 1000 (µL) Date Analyzed: 10/08/07

Injection Volume: 2 (µL) Dilution Factor: 1.00

GPC Cleanup: (Y/N) N pH: 8.0 Extraction: (Type) PFEX

CAS NO.	COMPOUND	CONCENTRATION UNITS: (µg/L or µg/Kg) UG/KG	Q
108-95-2	Phenol	850	U
111-44-4	Bis(2-chloroethyl)ether	850	U
95-57-8	2-Chlorophenol	850	U
541-73-1	1,3-Dichlorobenzene	850	U
106-46-7	1,4-Dichlorobenzene	850	U
95-50-1	1,2-Dichlorobenzene	850	U
95-48-7	2-Methylphenol	850	U
108-60-1	2,2'-oxybis(1-chloropropane)	850	U
106-44-5	4-Methylphenol	850	U
621-64-7	N-Nitroso-di-n-propylamine	850	U
67-72-1	Hexachloroethane	850	U
98-95-3	Nitrobenzene	850	U
78-59-1	Isophorone	850	U
88-75-5	2-Nitrophenol	850	U
105-67-9	2,4-Dimethylphenol	850	U
111-91-1	Bis(2-chloroethoxy)methane	850	U
120-83-2	2,4-Dichlorophenol	850	U
120-82-1	1,2,4-Trichlorobenzene	850	U
91-20-3	Naphthalene	850	U
106-47-8	4-Chloroaniline	850	U
87-68-3	Hexachlorobutadiene	850	U
59-50-7	4-Chloro-3-methylphenol	850	U
91-57-6	2-Methylnaphthalene	850	U
77-47-4	Hexachlorocyclopentadiene	850	U
88-06-2	2,4,6-Trichlorophenol	850	U
95-95-4	2,4,5-Trichlorophenol	2200	U
91-58-7	2-Chloronaphthalene	850	U
88-74-4	2-Nitroaniline	2200	U
131-11-3	Dimethylphthalate	850	U
208-96-8	Acenaphthylene	850	U
606-20-2	2,6-Dinitrotoluene	850	U
99-09-2	3-Nitroaniline	2200	U
83-32-9	Acenaphthene	850	U
51-28-5	2,4-Dinitrophenol	2200	U
100-02-7	4-Nitrophenol	2200	U
132-64-9	Dibenzofuran	850	U

PSS113 S104

1D

SEMIVOLATILE ORGANICS ANALYSIS DATA SHEET

EPA SAMPLE NO.

SB-7(22-23)

Lab Name: H2M LABS, INC. Contract: _____

Lab Code: 10478 Case No.: KEY-PSS SAS No.: _____ SDG No.: PSS113

Matrix: (soil/water) SOIL Lab Sample ID: 0711272-005B

Sample wt/vol: 15 (g/mL) G Lab File ID: A\C37729.D

Level: (low/med) LOW Date Received: 09/27/07

% Moisture: 61.4 Decanted: (Y/N) N Date Extracted: 10/01/07

Concentrated Extract Volume: 1000 (µL) Date Analyzed: 10/08/07

Injection Volume: 2 (µL) Dilution Factor: 1.00

GPC Cleanup: (Y/N) N pH: 8.0 Extraction: (Type) PFEX

CAS NO.	COMPOUND	CONCENTRATION UNITS: (µg/L or µg/Kg) UG/KG	Q
121-14-2	2,4-Dinitrotoluene	850	U
84-66-2	Diethylphthalate	270	J
7005-72-3	4-Chlorophenyl-phenylether	850	U
86-73-7	Fluorene	850	U
100-01-6	4-Nitroaniline	2200	U
534-52-1	4,6-Dinitro-2-methylphenol	2200	U
86-30-6	N-Nitrosodiphenylamine	850	U
101-55-3	4-Bromophenyl-phenylether	850	U
118-74-1	Hexachlorobenzene	850	U
87-86-5	Pentachlorophenol	2200	U
85-01-8	Phenanthrene	850	U
120-12-7	Anthracene	850	U
86-74-8	Carbazole	850	U
84-74-2	Di-n-butyl phthalate	850	U
206-44-0	Fluoranthene	850	U
129-00-0	Pyrene	850	U
85-68-7	Butyl benzyl phthalate	850	U
91-94-1	3,3'-Dichlorobenzidine	850	U
56-55-3	Benzo(a)anthracene	850	U
218-01-9	Chrysene	850	U
117-81-7	Bis(2-ethylhexyl)phthalate	850	U
117-84-0	Di-n-octyl phthalate	850	U
205-99-2	Benzo(b)fluoranthene	850	U
207-08-9	Benzo(k)fluoranthene	850	U
50-32-8	Benzo(a)pyrene	850	U
193-39-5	Indeno(1,2,3-cd)pyrene	850	U
53-70-3	Dibenzo(a,h)anthracene	850	U
191-24-2	Benzo(g,h,i)perylene	850	U

(1) Cannot be separated from Diphenylamine

PSS113 S105

1G

SEMIVOLATILE ORGANICS ANALYSIS DATA SHEET
TENTATIVELY IDENTIFIED COMPOUNDS

EPA SAMPLE NO.

SB-7(22-23)

Lab Name: H2M LABS, INC. Contract: _____

Lab Code: 10478 Case No.: KEY-PSS SAS No.: _____ SDG No.: PSS113

Matrix: (soil/water) SOIL Lab Sample ID: 0711272-005B

Sample wt/vol: 15 (g/mL) G Lab File ID: A\C37729.D

Level: (low/med) LOW Date Received: 09/27/07

% Moisture: 61.4 Decanted:(Y/N) N Date Extracted: 10/01/07

Concentrated Extract Volume: 1000 (µl) Date Analyzed: 10/08/07

Injection Volume: 2 (µl) Dilution Factor: 1.00

GPC Cleanup: (Y/N) N pH: 8.0 Extraction: (Type) PFEX

CONCENTRATION UNITS:

Number TICs found: 16 (µg/L or µg/Kg) UG/KG

CAS NUMBER	COMPOUND NAME	RT	EST.CONC.	Q
1. 004161-60-8	2-Pentanone, 4-hydroxy-	3.21	1100	JNA
2. 000123-42-2	2-Pentanone, 4-hydroxy-4-methyl-	3.41	73000	JNA
3.	C3 substituted benzene	3.84	20000	J
4.	unknown (6.47)	6.47	830	J
5.	unknown (14.81)	14.81	790	J
6.	(DEL) Alkane: Straight-Chain (14.95)	14.95	2100	J
7.	(DEL) Alkane: Straight-Chain (15.44)	15.44	3800	J
8.	unknown (15.48)	15.48	1900	J
9.	unknown (15.67)	15.67	2000	J
10.	unknown (15.75)	15.75	2500	J
11.	(DEL) Alkane: Straight-Chain (15.88)	15.88	4600	J
12.	unknown (15.93)	15.93	4700	J
13.	unknown (15.99)	15.99	1300	J
14.	unknown (16.25)	16.25	2400	J
15.	(DEL) Alkane: Straight-Chain (16.39)	16.39	1700	J
16.	unknown (16.47)	16.47	3600	J
17.	unknown (16.62)	16.62	850	J
18.	unknown (16.87)	16.87	1300	J
19.	unknown (17)	17.00	830	J
20.	unknown (17.15)	17.15	1200	J
21.	unknown (17.44)	17.44	1100	J
22.	unknown (17.88)	17.88	970	J

PSS113 S106

1E

PESTICIDE ORGANICS ANALYSIS DATA SHEET

EPA SAMPLE NO.

7 (22-23)

Lab Name: H2M LABS, INC. Contract: _____

Lab Code: 10478 Case No.: KEY-PSS SAS No.: _____ SDG No.: PSS113

Matrix: (soil/water) SOIL Lab Sample ID: 0711272-005B

Sample wt/vol: 15 (g/mL) G Lab File ID: a00609.raw

% Moisture: 61.4 Decanted: (Y/N) N Date Received: 09/27/07

Extraction: (Type) PFEX Date Extracted: 10/01/07

Concentrated Extract Volume: 5000 (uL) Date Analyzed: 10/04/07

Injection Volume: 0.5 (uL) Dilution Factor: 1.00

GPC Cleanup: (Y/N) N pH: 8.0 Sulfur Cleanup: (Y/N) Y

CAS NO	COMPOUND	CONCENTRATION UNITS: (µg/L or µg/Kg) UG/KG	Q
12674-11-2	Aroclor 1016	85	U
11104-28-2	Aroclor 1221	170	U
11141-16-5	Aroclor 1232	85	U
53469-21-9	Aroclor 1242	85	U
12672-29-6	Aroclor 1248	85	U
11097-69-1	Aroclor 1254	85	U
11096-82-5	Aroclor 1260	85	U

U.S. EPA - CLP

1

INORGANIC ANALYSIS DATA SHEET

EPA SAMPLE NO

GPESB-7 (22-23)

Lab Name: H2M LABS, INC.

Lab Code: 10478 Case No. SAS No.: SDG No.: PSS113

Matrix (soil/water): SOIL Lab Sample ID: 0711272-005

Level (low/med): LOW Date Received: 9/27/2007

% Solids: 38.6

Concentration Units (ug/L or mg/kg dry weight): MG/KG

CAS No.	Analyte	Concentration	C	Q	M
7440-38-2	Arsenic	4.4			P
7440-39-3	Barium	153		E	P
7440-43-9	Cadmium	0.17	B		P
7440-47-3	Chromium	31.4		E	P
57-12-5	Cyanide	1.3	U		CA
7439-92-1	Lead	7.6			P
7439-97-6	Mercury	0.043	U		CV
7782-49-2	Selenium	0.99	B		P
7440-22-4	Silver	0.27	B	N	P

Color Before: BROWN Clarity Before: Texture: MEDIUM

Color After: YELLOW Clarity After: CLEAR Artifacts:

Comments:

Date Reported: 10/15/07

PSS113 S108

1A

VOLATILE ORGANICS ANALYSIS DATA SHEET

EPA SAMPLE NO.

SB-8W (6.5-7.5)

Lab Name: H2M LABS, INC. Contract: _____

Lab Code: 10478 Case No.: KEY-PSS SAS No.: _____ SDG No.: PSS113

Matrix: (soil/water) SOIL Lab Sample ID: 0711272-006A

Sample wt/vol: 5 (g/mL) G Lab File ID: 7\P37926.D

Level: (low/med) LOW Date Received: 09/27/07

% Moisture: not dec. 22.4 Date Analyzed: 10/02/07

GC Column: R-502.2 ID: .53 (mm) Dilution Factor: 1.00

Soil Extract Volume: _____ (µL) Soil Aliquot Volume _____ (µL)

CAS NO.	COMPOUND	CONCENTRATION UNITS: (µg/L or µg/Kg) UG/KG	Q
74-87-3	Chloromethane	13	U
74-83-9	Bromomethane	13	U
75-01-4	Vinyl chloride	13	U
75-00-3	Chloroethane	13	U
75-09-2	Methylene chloride	9	BJ
67-64-1	Acetone	35	
75-35-4	1,1-Dichloroethene	13	U
75-15-0	Carbon disulfide	13	U
75-34-3	1,1-Dichloroethane	13	U
540-59-0	1,2-Dichloroethene (total)	13	U
67-66-3	Chloroform	13	U
107-06-2	1,2-Dichloroethane	13	U
78-93-3	2-Butanone	8	J
71-55-6	1,1,1-Trichloroethane	13	U
56-23-5	Carbon tetrachloride	13	U
75-27-4	Bromodichloromethane	13	U
78-87-5	1,2-Dichloropropane	13	U
10061-01-5	cis-1,3-Dichloropropene	13	U
79-01-6	Trichloroethene	13	U
124-48-1	Dibromochloromethane	13	U
79-00-5	1,1,2-Trichloroethane	13	U
71-43-2	Benzene	13	U
10061-02-6	trans-1,3-Dichloropropene	13	U
75-25-2	Bromoform	13	U
108-10-1	4-Methyl-2-pentanone	13	U
591-78-6	2-Hexanone	13	U
127-18-4	Tetrachloroethene	13	U
79-34-5	1,1,2,2-Tetrachloroethane	13	U
108-88-3	Toluene	13	U
108-90-7	Chlorobenzene	13	U
100-41-4	Ethylbenzene	13	U
100-42-5	Styrene	13	U
1330-20-7	Xylene (total)	13	U

PSS113 S109

1F

VOLATILE ORGANICS ANALYSIS DATA SHEET

TENTATIVELY IDENTIFIED COMPOUNDS

EPA SAMPLE NO.

SB-8W (6.5-7.5)

Lab Name: H2M LABS, INC. Contract: _____

Lab Code: 10478 Case No.: KEY-PSS SAS No.: _____ SDG No.: PSS113

Matrix: (soil/water) SOIL Lab Sample ID: 0711272-006A

Sample wt/vol: 5 (g/mL) G Lab File ID: 7\P37926.D

Level: (low/med) LOW Date Received: 09/27/07

% Moisture: not dec. 22.4 Date Analyzed: 10/02/07

GC Column: R-502.2 ID: .53 (mm) Dilution Factor: 1.00

Soil Extract Volume: (µl) Soil Aliquot Volume: 0 (µL)

CONCENTRATION UNITS:

Number TICs found: 0 (µg/L or µg/Kg) UG/KG

CAS NUMBER	COMPOUND NAME	RT	EST.CONC.	Q

PSS113 S110

1C

SEMIVOLATILE ORGANICS ANALYSIS DATA SHEET

EPA SAMPLE NO.

SB-8W(6.5-7.5)

Lab Name: H2M LABS, INC. Contract: _____

Lab Code: 10478 Case No.: KEY-PSS SAS No.: _____ SDG No.: PSS113

Matrix: (soil/water) SOIL Lab Sample ID: 0711272-006B

Sample wt/vol: 15 (g/mL) G Lab File ID: A\C37727.D

Level: (low/med) LOW Date Received: 09/27/07

% Moisture: 22.4 Decanted: (Y/N) N Date Extracted: 10/01/07

Concentrated Extract Volume: 1000 (µL) Date Analyzed: 10/08/07

Injection Volume: 2 (µL) Dilution Factor: 1.00

GPC Cleanup: (Y/N) N pH: 8.0 Extraction: (Type) PFEX

CAS NO.	COMPOUND	CONCENTRATION UNITS: (µg/L or µg/Kg) UG/KG	Q
108-95-2	Phenol	430	U
111-44-4	Bis(2-chloroethyl)ether	430	U
95-57-8	2-Chlorophenol	430	U
541-73-1	1,3-Dichlorobenzene	430	U
106-46-7	1,4-Dichlorobenzene	430	U
95-50-1	1,2-Dichlorobenzene	430	U
95-48-7	2-Methylphenol	430	U
108-60-1	2,2'-oxybis(1-chloropropane)	430	U
106-44-5	4-Methylphenol	430	U
621-64-7	N-Nitroso-di-n-propylamine	430	U
67-72-1	Hexachloroethane	430	U
98-95-3	Nitrobenzene	430	U
78-59-1	Isophorone	430	U
88-75-5	2-Nitrophenol	430	U
105-67-9	2,4-Dimethylphenol	430	U
111-91-1	Bis(2-chloroethoxy)methane	430	U
120-83-2	2,4-Dichlorophenol	430	U
120-82-1	1,2,4-Trichlorobenzene	430	U
91-20-3	Naphthalene	450	
106-47-8	4-Chloroaniline	430	U
87-68-3	Hexachlorobutadiene	430	U
59-50-7	4-Chloro-3-methylphenol	430	U
91-57-6	2-Methylnaphthalene	430	U
77-47-4	Hexachlorocyclopentadiene	430	U
88-06-2	2,4,6-Trichlorophenol	430	U
95-95-4	2,4,5-Trichlorophenol	1100	U
91-58-7	2-Chloronaphthalene	430	U
88-74-4	2-Nitroaniline	1100	U
131-11-3	Dimethylphthalate	430	U
208-96-8	Acenaphthylene	430	U
606-20-2	2,6-Dinitrotoluene	430	U
99-09-2	3-Nitroaniline	1100	U
83-32-9	Acenaphthene	200	J
51-28-5	2,4-Dinitrophenol	1100	U
100-02-7	4-Nitrophenol	1100	U
132-64-9	Dibenzofuran	430	U

PSS113 S111

1D

SEMIVOLATILE ORGANICS ANALYSIS DATA SHEET

EPA SAMPLE NO.

SB-8W(6.5-7.5)

Lab Name: H2M LABS, INC. Contract: _____

Lab Code: 10478 Case No.: KEY-PSS SAS No.: _____ SDG No.: PSS113

Matrix: (soil/water) SOIL Lab Sample ID: 0711272-006B

Sample wt/vol: 15 (g/mL) G Lab File ID: A\C37727.D

Level: (low/med) LOW Date Received: 09/27/07

% Moisture: 22.4 Decanted: (Y/N) N Date Extracted: 10/01/07

Concentrated Extract Volume: 1000 (µL) Date Analyzed: 10/08/07

Injection Volume: 2 (µL) Dilution Factor: 1.00

GPC Cleanup: (Y/N) N pH: 8.0 Extraction: (Type) PFEX

CAS NO.	COMPOUND	CONCENTRATION UNITS: (µg/L or µg/Kg) UG/KG	Q
121-14-2	2,4-Dinitrotoluene	430	U
84-66-2	Diethylphthalate	160	J
7005-72-3	4-Chlorophenyl-phenylether	430	U
86-73-7	Fluorene	430	U
100-01-6	4-Nitroaniline	1100	U
534-52-1	4,6-Dinitro-2-methylphenol	1100	U
86-30-6	N-Nitrosodiphenylamine	430	U
101-55-3	4-Bromophenyl-phenylether	430	U
118-74-1	Hexachlorobenzene	430	U
87-86-5	Pentachlorophenol	1100	U
85-01-8	Phenanthrene	470	
120-12-7	Anthracene	130	J
86-74-8	Carbazole	430	U
84-74-2	Di-n-butyl phthalate	92	J
206-44-0	Fluoranthene	690	
129-00-0	Pyrene	570	
85-68-7	Butyl benzyl phthalate	430	U
91-94-1	3,3'-Dichlorobenzidine	430	U
56-55-3	Benzo(a)anthracene	290	J
218-01-9	Chrysene	240	J
117-81-7	Bis(2-ethylhexyl)phthalate	430	U
117-84-0	Di-n-octyl phthalate	430	U
205-99-2	Benzo(b)fluoranthene	220	J
207-08-9	Benzo(k)fluoranthene	430	U
50-32-8	Benzo(a)pyrene	220	J
193-39-5	Indeno(1,2,3-cd)pyrene	430	U
53-70-3	Dibenzo(a,h)anthracene	430	U
191-24-2	Benzo(g,h,i)perylene	430	U

(1) Cannot be separated from Diphenylamine

PSS113 S112

1G

SEMIVOLATILE ORGANICS ANALYSIS DATA SHEET
TENTATIVELY IDENTIFIED COMPOUNDS

EPA SAMPLE NO.

SB-8W(6.5-7.5)

Lab Name: H2M LABS, INC. Contract: _____

Lab Code: 10478 Case No.: KEY-PSS SAS No.: _____ SDG No.: PSS113

Matrix: (soil/water) SOIL Lab Sample ID: 0711272-006B

Sample wt/vol: 15 (g/mL) G Lab File ID: A\C37727.D

Level: (low/med) LOW Date Received: 09/27/07

% Moisture: 22.4 Decanted:(Y/N) N Date Extracted: 10/01/07

Concentrated Extract Volume: 1000 (µl) Date Analyzed: 10/08/07

Injection Volume: 2 (µl) Dilution Factor: 1.00

GPC Cleanup: (Y/N) N pH: 8.0 Extraction: (Type) PFEX

CONCENTRATION UNITS:

Number TICs found: 11 (µg/L or µg/Kg) UG/KG

CAS NUMBER	COMPOUND NAME	RT	EST.CONC.	Q
1. 000141-79-7	3-Penten-2-one, 4-methyl-	3.01	280	JNA
2. 004161-60-8	2-Pentanone, 4-hydroxy-	3.23	690	JNA
3. 000123-42-2	2-Pentanone, 4-hydroxy-4-methyl-	3.42	42000	JNA
4.	C3 substituted benzene	3.85	12000	J
5.	unknown (13.04)	13.04	920	J
6.	unknown (13.17)	13.17	1000	J
7. 010544-50-0	Cyclic Octaatomic Sulfur	13.32	43000	JN
8.	unknown (13.8)	13.80	230	J
9.	unknown (15.75)	15.75	580	J
10.	unknown (16.25)	16.25	500	J
11.	(DEL) Alkane: Straight-Chain	16.38	440	J
12.	unknown (16.86)	16.86	400	J
13.	unknown PNA	17.03	210	J
14.	unknown (17.67)	17.67	200	J
15.	unknown (18.54)	18.54	190	J

PSS113 S113

1E

PESTICIDE ORGANICS ANALYSIS DATA SHEET

EPA SAMPLE NO.

8W (6.5-7.5)

Lab Name: H2M LABS, INC. Contract: _____

Lab Code: 10478 Case No.: KEY-PSS SAS No.: _____ SDG No.: PSS113

Matrix: (soil/water) SOIL Lab Sample ID: 0711272-006B

Sample wt/vol: 15 (g/mL) G Lab File ID: a00610.raw

% Moisture: 22.4 Decanted: (Y/N) N Date Received: 09/27/07

Extraction: (Type) PFEX Date Extracted: 10/01/07

Concentrated Extract Volume: 5000 (uL) Date Analyzed: 10/04/07

Injection Volume: 0.5 (uL) Dilution Factor: 1.00

GPC Cleanup: (Y/N) N pH: 8.0 Sulfur Cleanup: (Y/N) Y

CAS NO	COMPOUND	CONCENTRATION UNITS: (µg/L or µg/Kg) UG/KG	Q
12674-11-2	Aroclor 1016	43	U
11104-28-2	Aroclor 1221	86	U
11141-16-5	Aroclor 1232	43	U
53469-21-9	Aroclor 1242	43	U
12672-29-6	Aroclor 1248	43	U
11097-69-1	Aroclor 1254	43	U
11096-82-5	Aroclor 1260	43	U

PSS113 S114

U.S. EPA - CLP

1

INORGANIC ANALYSIS DATA SHEET

EPA SAMPLE NO

GPESB-8W (6.5-7.5)

Lab Name: H2M LABS, INC.

Lab Code: 10478 Case No. SAS No.: SDG No.: PSS113

Matrix (soil/water): SOIL Lab Sample ID: 0711272-006

Level (low/med): LOW Date Received: 9/27/2007

% Solids: 77.6

Concentration Units (ug/L or mg/kg dry weight): MG/KG

CAS No.	Analyte	Concentration	C	Q	M
7440-38-2	Arsenic	4.7			P
7440-39-3	Barium	45.5		E	P
7440-43-9	Cadmium	0.080	B		P
7440-47-3	Chromium	19.7		E	P
57-12-5	Cyanide	9.3			CA
7439-92-1	Lead	183			P
7439-97-6	Mercury	0.71			CV
7782-49-2	Selenium	0.58	B		P
7440-22-4	Silver	0.24	B	N	P

Color Before: BROWN Clarity Before: Texture: COARSE

Color After: YELLOW Clarity After: CLEAR Artifacts:

Comments:

Date Reported: 10/15/07

PSS113 S115

1A

VOLATILE ORGANICS ANALYSIS DATA SHEET

EPA SAMPLE NO.

SB-8W (22-23)

Lab Name: H2M LABS, INC. Contract: _____

Lab Code: 10478 Case No.: KEY-PSS SAS No.: _____ SDG No.: PSS113

Matrix: (soil/water) SOIL Lab Sample ID: 0711272-007A

Sample wt/vol: 5 (g/mL) G Lab File ID: 7\P37959.D

Level: (low/med) LOW Date Received: 09/27/07

% Moisture: not dec. 69.6 Date Analyzed: 10/03/07

GC Column: R-502.2 ID: .53 (mm) Dilution Factor: 2.00

Soil Extract Volume: _____ (µL) Soil Aliquot Volume _____ (µL)

CAS NO.	COMPOUND	CONCENTRATION UNITS: (µg/L or µg/Kg) UG/KG	Q
74-87-3	Chloromethane	66	U
74-83-9	Bromomethane	66	U
75-01-4	Vinyl chloride	66	U
75-00-3	Chloroethane	66	U
75-09-2	Methylene chloride	80	B
67-64-1	Acetone	700	
75-35-4	1,1-Dichloroethene	66	U
75-15-0	Carbon disulfide	11	J
75-34-3	1,1-Dichloroethane	66	U
540-59-0	1,2-Dichloroethene (total)	66	U
67-66-3	Chloroform	66	U
107-06-2	1,2-Dichloroethane	66	U
78-93-3	2-Butanone	190	
71-55-6	1,1,1-Trichloroethane	66	U
56-23-5	Carbon tetrachloride	66	U
75-27-4	Bromodichloromethane	66	U
78-87-5	1,2-Dichloropropane	66	U
10061-01-5	cis-1,3-Dichloropropene	66	U
79-01-6	Trichloroethene	66	U
124-48-1	Dibromochloromethane	66	U
79-00-5	1,1,2-Trichloroethane	66	U
71-43-2	Benzene	66	U
10061-02-6	trans-1,3-Dichloropropene	66	U
75-25-2	Bromoform	66	U
108-10-1	4-Methyl-2-pentanone	66	U
591-78-6	2-Hexanone	66	U
127-18-4	Tetrachloroethene	66	U
79-34-5	1,1,2,2-Tetrachloroethane	66	U
108-88-3	Toluene	66	U
108-90-7	Chlorobenzene	66	U
100-41-4	Ethylbenzene	66	U
100-42-5	Styrene	66	U
1330-20-7	Xylene (total)	66	U

PSS113 S116

1F

VOLATILE ORGANICS ANALYSIS DATA SHEET

TENTATIVELY IDENTIFIED COMPOUNDS

EPA SAMPLE NO.

SB-8W (22-23)

Lab Name: H2M LABS, INC. Contract: _____

Lab Code: 10478 Case No.: KEY-PSS SAS No.: _____ SDG No.: PSS113

Matrix: (soil/water) SOIL Lab Sample ID: 0711272-007A

Sample wt/vol: 5 (g/mL) G Lab File ID: 7\P37959.D

Level: (low/med) LOW Date Received: 09/27/07

% Moisture: not dec. 69.6 Date Analyzed: 10/03/07

GC Column: R-502.2 ID: .53 (mm) Dilution Factor: 2.00

Soil Extract Volume: (µl) Soil Aliquot Volume: 0 (µL)

CONCENTRATION UNITS:

Number TICs found: 3 (µg/L or µg/Kg) UG/KG

CAS NUMBER	COMPOUND NAME	RT	EST.CONC.	Q
1. 000078-84-2	Propanal, 2-methyl-	8.80	42	JN
2.	unknown siloxane (18.81)	18.81	55	JBX
3.	unknown siloxane (21.34)	21.34	83	JBX

PSS113 S117

1C

SEMIVOLATILE ORGANICS ANALYSIS DATA SHEET

EPA SAMPLE NO.

SB-8W(22-23)

Lab Name: H2M LABS, INC. Contract: _____

Lab Code: 10478 Case No.: KEY-PSS SAS No.: _____ SDG No.: PSS113

Matrix: (soil/water) SOIL Lab Sample ID: 0711272-007B

Sample wt/vol: 15 (g/mL) G Lab File ID: A\C37711.D

Level: (low/med) LOW Date Received: 09/27/07

% Moisture: 69.6 Decanted: (Y/N) N Date Extracted: 10/01/07

Concentrated Extract Volume: 1000 (µL) Date Analyzed: 10/05/07

Injection Volume: 2 (µL) Dilution Factor: 1.00

GPC Cleanup: (Y/N) N pH: 8.0 Extraction: (Type) PFEX

CAS NO.	COMPOUND	CONCENTRATION UNITS: (µg/L or µg/Kg) UG/KG	Q
108-95-2	Phenol	1100	U
111-44-4	Bis(2-chloroethyl)ether	1100	U
95-57-8	2-Chlorophenol	1100	U
541-73-1	1,3-Dichlorobenzene	1100	U
106-46-7	1,4-Dichlorobenzene	1100	U
95-50-1	1,2-Dichlorobenzene	1100	U
95-48-7	2-Methylphenol	1100	U
108-60-1	2,2'-oxybis(1-chloropropane)	1100	U
106-44-5	4-Methylphenol	1100	U
621-64-7	N-Nitroso-di-n-propylamine	1100	U
67-72-1	Hexachloroethane	1100	U
98-95-3	Nitrobenzene	1100	U
78-59-1	Isophorone	1100	U
88-75-5	2-Nitrophenol	1100	U
105-67-9	2,4-Dimethylphenol	1100	U
111-91-1	Bis(2-chloroethoxy)methane	1100	U
120-83-2	2,4-Dichlorophenol	1100	U
120-82-1	1,2,4-Trichlorobenzene	1100	U
91-20-3	Naphthalene	1100	U
106-47-8	4-Chloroaniline	1100	U
87-68-3	Hexachlorobutadiene	1100	U
59-50-7	4-Chloro-3-methylphenol	1100	U
91-57-6	2-Methylnaphthalene	1100	U
77-47-4	Hexachlorocyclopentadiene	1100	U
88-06-2	2,4,6-Trichlorophenol	1100	U
95-95-4	2,4,5-Trichlorophenol	2700	U
91-58-7	2-Chloronaphthalene	1100	U
88-74-4	2-Nitroaniline	2700	U
131-11-3	Dimethylphthalate	1100	U
208-96-8	Acenaphthylene	1100	U
606-20-2	2,6-Dinitrotoluene	1100	U
99-09-2	3-Nitroaniline	2700	U
83-32-9	Acenaphthene	1100	U
51-28-5	2,4-Dinitrophenol	2700	U
100-02-7	4-Nitrophenol	2700	U
132-64-9	Dibenzofuran	1100	U

PSS113 S118

1D

SEMIVOLATILE ORGANICS ANALYSIS DATA SHEET

EPA SAMPLE NO.

SB-8W(22-23)

Lab Name: H2M LABS, INC. Contract: _____

Lab Code: 10478 Case No.: KEY-PSS SAS No.: _____ SDG No.: PSS113

Matrix: (soil/water) SOIL Lab Sample ID: 0711272-007B

Sample wt/vol: 15 (g/mL) G Lab File ID: A\C37711.D

Level: (low/med) LOW Date Received: 09/27/07

% Moisture: 69.6 Decanted: (Y/N) N Date Extracted: 10/01/07

Concentrated Extract Volume: 1000 (µL) Date Analyzed: 10/05/07

Injection Volume: 2 (µL) Dilution Factor: 1.00

GPC Cleanup: (Y/N) N pH: 8.0 Extraction: (Type) PFEX

CAS NO.	COMPOUND	CONCENTRATION UNITS: (µg/L or µg/Kg) UG/KG	Q
121-14-2	2,4-Dinitrotoluene	1100	U
84-66-2	Diethylphthalate	570	J
7005-72-3	4-Chlorophenyl-phenylether	1100	U
86-73-7	Fluorene	1100	U
100-01-6	4-Nitroaniline	2700	U
534-52-1	4,6-Dinitro-2-methylphenol	2700	U
86-30-6	N-Nitrosodiphenylamine	1100	U
101-55-3	4-Bromophenyl-phenylether	1100	U
118-74-1	Hexachlorobenzene	1100	U
87-86-5	Pentachlorophenol	2700	U
85-01-8	Phenanthrene	1100	U
120-12-7	Anthracene	1100	U
86-74-8	Carbazole	1100	U
84-74-2	Di-n-butyl phthalate	1100	U
206-44-0	Fluoranthene	1100	U
129-00-0	Pyrene	1100	U
85-68-7	Butyl benzyl phthalate	1100	U
91-94-1	3,3'-Dichlorobenzidine	1100	U
56-55-3	Benzo(a)anthracene	1100	U
218-01-9	Chrysene	1100	U
117-81-7	Bis(2-ethylhexyl)phthalate	1100	U
117-84-0	Di-n-octyl phthalate	1100	U
205-99-2	Benzo(b)fluoranthene	1100	U
207-08-9	Benzo(k)fluoranthene	1100	U
50-32-8	Benzo(a)pyrene	1100	U
193-39-5	Indeno(1,2,3-cd)pyrene	1100	U
53-70-3	Dibenzo(a,h)anthracene	1100	U
191-24-2	Benzo(g,h,i)perylene	1100	U

(1) Cannot be separated from Diphenylamine

PSS113 S119

1G

SEMIVOLATILE ORGANICS ANALYSIS DATA SHEET
TENTATIVELY IDENTIFIED COMPOUNDS

EPA SAMPLE NO.

SB-8W(22-23)

Lab Name: H2M LABS, INC. Contract: ____

Lab Code: 10478 Case No.: KEY-PSS SAS No.: ____ SDG No.: PSS113

Matrix: (soil/water) SOIL Lab Sample ID: 0711272-007B

Sample wt/vol: 15 (g/mL) G Lab File ID: A\C37711.D

Level: (low/med) LOW Date Received: 09/27/07

% Moisture: 69.6 Decanted:(Y/N) N Date Extracted: 10/01/07

Concentrated Extract Volume: 1000 (µl) Date Analyzed: 10/05/07

Injection Volume: 2 (µl) Dilution Factor: 1.00

GPC Cleanup: (Y/N) N pH: 8.0 Extraction: (Type) PFEX

Number TICs found: 16

CONCENTRATION UNITS:
(µg/L or µg/Kg) UG/KG

CAS NUMBER	COMPOUND NAME	RT	EST.CONC.	Q
1. 000123-42-2	2-Pentanone, 4-hydroxy-4-methyl-	3.83	22000	JNA
2.	C3 substituted benzene	4.33	7000	J
3. 000121-33-5	Vanillin	9.05	940	JN
4. 000123-08-0	Benzaldehyde, 4-hydroxy-	9.38	960	JN
5.	(DEL) Alkane: Straight-Chain (14.87)	14.87	1000	J
6.	unknown (15.38)	15.38	1300	J
7.	(DEL) Alkane: Straight-Chain (15.41)	15.41	2700	J
8.	(DEL) Alkane: Straight-Chain (15.89)	15.89	4600	J
9.	unknown (15.95)	15.95	1700	J
10.	unknown (16.01)	16.01	1200	J
11.	unknown (16.15)	16.15	880	J
12.	unknown (16.19)	16.19	3300	J
13.	unknown (16.27)	16.27	3200	J
14.	(DEL) Alkane: Straight-Chain (16.42)	16.42	5900	J
15.	unknown (16.49)	16.49	2700	J
16.	unknown (16.56)	16.56	1600	J
17.	unknown (16.89)	16.89	3100	J
18.	(DEL) Alkane: Straight-Chain (17.05)	17.05	3100	J
19.	unknown (17.16)	17.16	2200	J
20.	unknown (17.68)	17.68	2300	J
21.	unknown (17.9)	17.90	770	J
22.	unknown (18.99)	18.99	1000	J

PSS113 S120

1C

SEMIVOLATILE ORGANICS ANALYSIS DATA SHEET

EPA SAMPLE NO.

SB-8W(22-23)RE

Lab Name: H2M LABS, INC. Contract: _____

Lab Code: 10478 Case No.: KEY-PSS SAS No.: _____ SDG No.: PSS113

Matrix: (soil/water) SOIL Lab Sample ID: 0711272-007BRE

Sample wt/vol: 15 (g/mL) G Lab File ID: A\C37734.D

Level: (low/med) LOW Date Received: 09/27/07

% Moisture: 69.6 Decanted: (Y/N) N Date Extracted: 10/01/07

Concentrated Extract Volume: 1000 (µL) Date Analyzed: 10/08/07

Injection Volume: 2 (µL) Dilution Factor: 1.00

GPC Cleanup: (Y/N) N pH: 8.0 Extraction: (Type) PFEX

CONCENTRATION UNITS:

CAS NO.	COMPOUND	(µg/L or µg/Kg) UG/KG	Q
108-95-2	Phenol	1100	U
111-44-4	Bis(2-chloroethyl)ether	1100	U
95-57-8	2-Chlorophenol	1100	U
541-73-1	1,3-Dichlorobenzene	1100	U
106-46-7	1,4-Dichlorobenzene	1100	U
95-50-1	1,2-Dichlorobenzene	1100	U
95-48-7	2-Methylphenol	1100	U
108-60-1	2,2´-oxybis(1-chloropropane)	1100	U
106-44-5	4-Methylphenol	1100	U
621-64-7	N-Nitroso-di-n-propylamine	1100	U
67-72-1	Hexachloroethane	1100	U
98-95-3	Nitrobenzene	1100	U
78-59-1	Isophorone	1100	U
88-75-5	2-Nitrophenol	1100	U
105-67-9	2,4-Dimethylphenol	1100	U
111-91-1	Bis(2-chloroethoxy)methane	1100	U
120-83-2	2,4-Dichlorophenol	1100	U
120-82-1	1,2,4-Trichlorobenzene	1100	U
91-20-3	Naphthalene	1100	U
106-47-8	4-Chloroaniline	1100	U
87-68-3	Hexachlorobutadiene	1100	U
59-50-7	4-Chloro-3-methylphenol	1100	U
91-57-6	2-Methylnaphthalene	1100	U
77-47-4	Hexachlorocyclopentadiene	1100	U
88-06-2	2,4,6-Trichlorophenol	1100	U
95-95-4	2,4,5-Trichlorophenol	2700	U
91-58-7	2-Chloronaphthalene	1100	U
88-74-4	2-Nitroaniline	2700	U
131-11-3	Dimethylphthalate	1100	U
208-96-8	Acenaphthylene	1100	U
606-20-2	2,6-Dinitrotoluene	1100	U
99-09-2	3-Nitroaniline	2700	U
83-32-9	Acenaphthene	1100	U
51-28-5	2,4-Dinitrophenol	2700	U
100-02-7	4-Nitrophenol	2700	U
132-64-9	Dibenzofuran	1100	U

PSS113 S121

1D

SEMIVOLATILE ORGANICS ANALYSIS DATA SHEET

EPA SAMPLE NO.

SB-8W(22-23)RE

Lab Name: H2M LABS, INC. Contract: _____

Lab Code: 10478 Case No.: KEY-PSS SAS No.: _____ SDG No.: PSS113

Matrix: (soil/water) SOIL Lab Sample ID: 0711272-007BRE

Sample wt/vol: 15 (g/mL) G Lab File ID: A\C37734.D

Level: (low/med) LOW Date Received: 09/27/07

% Moisture: 69.6 Decanted: (Y/N) N Date Extracted: 10/01/07

Concentrated Extract Volume: 1000 (µL) Date Analyzed: 10/08/07

Injection Volume: 2 (µL) Dilution Factor: 1.00

GPC Cleanup: (Y/N) N pH: 8.0 Extraction: (Type) PFEX

CAS NO.	COMPOUND	CONCENTRATION UNITS: (µg/L or µg/Kg) UG/KG	Q
121-14-2	2,4-Dinitrotoluene	1100	U
84-66-2	Diethylphthalate	560	J
7005-72-3	4-Chlorophenyl-phenylether	1100	U
86-73-7	Fluorene	1100	U
100-01-6	4-Nitroaniline	2700	U
534-52-1	4,6-Dinitro-2-methylphenol	2700	U
86-30-6	N-Nitrosodiphenylamine	1100	U
101-55-3	4-Bromophenyl-phenylether	1100	U
118-74-1	Hexachlorobenzene	1100	U
87-86-5	Pentachlorophenol	2700	U
85-01-8	Phenanthrene	1100	U
120-12-7	Anthracene	1100	U
86-74-8	Carbazole	1100	U
84-74-2	Di-n-butyl phthalate	1100	U
206-44-0	Fluoranthene	1100	U
129-00-0	Pyrene	1100	U
85-68-7	Butyl benzyl phthalate	1100	U
91-94-1	3,3´-Dichlorobenzidine	1100	U
56-55-3	Benzo(a)anthracene	1100	U
218-01-9	Chrysene	1100	U
117-81-7	Bis(2-ethylhexyl)phthalate	1100	U
117-84-0	Di-n-octyl phthalate	1100	U
205-99-2	Benzo(b)fluoranthene	1100	U
207-08-9	Benzo(k)fluoranthene	1100	U
50-32-8	Benzo(a)pyrene	1100	U
193-39-5	Indeno(1,2,3-cd)pyrene	1100	U
53-70-3	Dibenzo(a,h)anthracene	1100	U
191-24-2	Benzo(g,h,i)perylene	1100	U

(1) Cannot be separated from Diphenylamine

PSS113 S122

1G

SEMIVOLATILE ORGANICS ANALYSIS DATA SHEET
TENTATIVELY IDENTIFIED COMPOUNDS

EPA SAMPLE NO.

SB-8W(22-23)RE

Lab Name: H2M LABS, INC. Contract: _____

Lab Code: 10478 Case No.: KEY-PSS SAS No.: _____ SDG No.: PSS113

Matrix: (soil/water) SOIL Lab Sample ID: 0711272-007BRE

Sample wt/vol: 15 (g/mL) G Lab File ID: A\C37734.D

Level: (low/med) LOW Date Received: 09/27/07

% Moisture: 69.6 Decanted:(Y/N) N Date Extracted: 10/01/07

Concentrated Extract Volume: 1000 (µl) Date Analyzed: 10/08/07

Injection Volume: 2 (µl) Dilution Factor: 1.00

GPC Cleanup: (Y/N) N pH: 8.0 Extraction: (Type) PFEX

CONCENTRATION UNITS:

Number TICs found: 16 (µg/L or µg/Kg) UG/KG

CAS NUMBER	COMPOUND NAME	RT	EST.CONC.	Q
1.	unknown (3.01)	3.01	1000	J
2. 004161-60-8	2-Pentanone, 4-hydroxy-	3.21	1100	JNA
3. 000123-42-2	2-Pentanone, 4-hydroxy-4-methyl-	3.40	79000	JNA
4.	C3 substituted benzene	3.84	22000	J
5. 000121-33-5	Vanillin	8.21	1000	JN
6. 000123-08-0	Benzaldehyde, 4-hydroxy-	8.28	1000	JN
7.	unknown (14.88)	14.88	830	J
8.	(DEL) Alkane: Straight-Chain (14.96)	14.96	1700	J
9.	(DEL) Alkane: Straight-Chain (15.43)	15.43	2700	J
10.	unknown (15.47)	15.47	1200	J
11.	unknown (15.52)	15.52	810	J
12.	unknown (15.67)	15.67	3000	J
13.	unknown (15.75)	15.75	2300	J
14.	(DEL) Alkane: Straight-Chain (15.87)	15.87	3100	J
15.	unknown (15.93)	15.93	1900	J
16.	unknown (16.24)	16.24	2100	J
17.	(DEL) Alkane: Straight-Chain (16.38)	16.38	1100	J
18.	unknown (16.46)	16.46	1600	J
19.	unknown (16.86)	16.86	1600	J
20.	unknown (17.14)	17.14	860	J
21.	unknown (17.43)	17.43	770	J
22.	unknown (17.86)	17.86	1600	J

PSS113 S123

1E

PESTICIDE ORGANICS ANALYSIS DATA SHEET

EPA SAMPLE NO.

8W (22-23)

Lab Name: H2M LABS, INC. Contract: _____

Lab Code: 10478 Case No.: KEY-PSS SAS No.: _____ SDG No.: PSS113

Matrix: (soil/water) SOIL Lab Sample ID: 0711272-007B

Sample wt/vol: 15 (g/mL) G Lab File ID: a00611.raw

% Moisture: 69.6 Decanted: (Y/N) N Date Received: 09/27/07

Extraction: (Type) PFEX Date Extracted: 10/01/07

Concentrated Extract Volume: 5000 (uL) Date Analyzed: 10/04/07

Injection Volume: 0.5 (uL) Dilution Factor: 1.00

GPC Cleanup: (Y/N) N pH: 8.0 Sulfur Cleanup: (Y/N) Y

CAS NO	COMPOUND	CONCENTRATION UNITS: (µg/L or µg/Kg) UG/KG	Q
12674-11-2	Aroclor 1016	110	U
11104-28-2	Aroclor 1221	220	U
11141-16-5	Aroclor 1232	110	U
53469-21-9	Aroclor 1242	110	U
12672-29-6	Aroclor 1248	110	U
11097-69-1	Aroclor 1254	110	U
11096-82-5	Aroclor 1260	110	U

PSS113 S124

U.S. EPA - CLP

1

INORGANIC ANALYSIS DATA SHEET

EPA SAMPLE NO

GPESB-8W (22-23)

Lab Name: H2M LABS, INC.

Lab Code: 10478 Case No. SAS No.: SDG No.: PSS113

Matrix (soil/water): SOIL Lab Sample ID: 0711272-007

Level (low/med): LOW Date Received: 9/27/2007

% Solids: 30.4

Concentration Units (ug/L or mg/kg dry weight): MG/KG

CAS No.	Analyte	Concentration	C	Q	M
7440-38-2	Arsenic	4.1			P
7440-39-3	Barium	168		E	P
7440-43-9	Cadmium	0.11	U		P
7440-47-3	Chromium	27.4		E	P
57-12-5	Cyanide	1.6	U		CA
7439-92-1	Lead	7.3			P
7439-97-6	Mercury	0.055	U		CV
7782-49-2	Selenium	0.79	U		P
7440-22-4	Silver	0.31	B	N	P

Color Before: BROWN Clarity Before: Texture: FINE

Color After: YELLOW Clarity After: CLEAR Artifacts:

Comments:

Date Reported: 10/15/07

PSS113 S125

1C

SEMIVOLATILE ORGANICS ANALYSIS DATA SHEET

EPA SAMPLE NO.

SB-10(12.33-13.33)
DL
10/18/07

Lab Name: H2M LABS, INC. Contract: _____

Lab Code: 10478 Case No.: KEY-PSS SAS No.: _____ SDG No.: PSS113

Matrix: (soil/water) SOIL Lab Sample ID: 0711272-008BDL

Sample wt/vol: 15 (g/mL) G Lab File ID: A\C37722.D

Level: (low/med) LOW Date Received: 09/27/07

% Moisture: 18.5 Decanted: (Y/N) N Date Extracted: 10/01/07

Concentrated Extract Volume: 1000 (µL) Date Analyzed: 10/08/07

Injection Volume: 2 (µL) Dilution Factor: 10.00

GPC Cleanup: (Y/N) N pH: 8.0 Extraction: (Type) PFEX

CAS NO.	COMPOUND	CONCENTRATION UNITS: (µg/L or µg/Kg) UG/KG	Q
108-95-2	Phenol	4000	U
111-44-4	Bis(2-chloroethyl)ether	4000	U
95-57-8	2-Chlorophenol	4000	U
541-73-1	1,3-Dichlorobenzene	4000	U
106-46-7	1,4-Dichlorobenzene	4000	U
95-50-1	1,2-Dichlorobenzene	4000	U
95-48-7	2-Methylphenol	4000	U
108-60-1	2,2'-oxybis(1-chloropropane)	4000	U
106-44-5	4-Methylphenol	4000	U
621-64-7	N-Nitroso-di-n-propylamine	4000	U
67-72-1	Hexachloroethane	4000	U
98-95-3	Nitrobenzene	4000	U
78-59-1	Isophorone	4000	U
88-75-5	2-Nitrophenol	4000	U
105-67-9	2,4-Dimethylphenol	4000	U
111-91-1	Bis(2-chloroethoxy)methane	4000	U
120-83-2	2,4-Dichlorophenol	4000	U
120-82-1	1,2,4-Trichlorobenzene	4000	U
91-20-3	Naphthalene	4800	D
106-47-8	4-Chloroaniline	4000	U
87-68-3	Hexachlorobutadiene	4000	U
59-50-7	4-Chloro-3-methylphenol	4000	U
91-57-6	2-Methylnaphthalene	4000	U
77-47-4	Hexachlorocyclopentadiene	4000	U
88-06-2	2,4,6-Trichlorophenol	4000	U
95-95-4	2,4,5-Trichlorophenol	10000	U
91-58-7	2-Chloronaphthalene	4000	U
88-74-4	2-Nitroaniline	10000	U
131-11-3	Dimethylphthalate	4000	U
208-96-8	Acenaphthylene	4000	U
606-20-2	2,6-Dinitrotoluene	4000	U
99-09-2	3-Nitroaniline	10000	U
83-32-9	Acenaphthene	4200	D
51-28-5	2,4-Dinitrophenol	10000	U
100-02-7	4-Nitrophenol	10000	U
132-64-9	Dibenzofuran	1800	DJ

PSS113 S131

1D

SEMIVOLATILE ORGANICS ANALYSIS DATA SHEET

EPA SAMPLE NO.

SB-10(12.33-13.33) DL

10/18/07

Lab Name: H2M LABS, INC. Contract: _____

Lab Code: 10478 Case No.: KEY-PSS SAS No.: _____ SDG No.: PSS113

Matrix: (soil/water) SOIL Lab Sample ID: 0711272-008BDL

Sample wt/vol: 15 (g/mL) G Lab File ID: A\C37722.D

Level: (low/med) LOW Date Received: 09/27/07

% Moisture: 18.5 Decanted: (Y/N) N Date Extracted: 10/01/07

Concentrated Extract Volume: 1000 (µL) Date Analyzed: 10/08/07

Injection Volume: 2 (µL) Dilution Factor: 10.00

GPC Cleanup: (Y/N) N pH: 8.0 Extraction: (Type) PFEX

CONCENTRATION UNITS: (µg/L or µg/Kg) UG/KG

CAS NO.	COMPOUND	UG/KG	Q
121-14-2	2,4-Dinitrotoluene	4000	U
84-66-2	Diethylphthalate	4000	U
7005-72-3	4-Chlorophenyl-phenylether	4000	U
86-73-7	Fluorene	7700	D
100-01-6	4-Nitroaniline	10000	U
534-52-1	4,6-Dinitro-2-methylphenol	10000	U
86-30-6	N-Nitrosodiphenylamine	4000	U
101-55-3	4-Bromophenyl-phenylether	4000	U
118-74-1	Hexachlorobenzene	4000	U
87-86-5	Pentachlorophenol	10000	U
85-01-8	Phenanthrene	12000	D
120-12-7	Anthracene	3500	DJ
86-74-8	Carbazole	4100	D
84-74-2	Di-n-butyl phthalate	4000	U
206-44-0	Fluoranthene	15000	D
129-00-0	Pyrene	13000	D
85-68-7	Butyl benzyl phthalate	4000	U
91-94-1	3,3'-Dichlorobenzidine	4000	U
56-55-3	Benzo(a)anthracene	6100	D
218-01-9	Chrysene	5000	D
117-81-7	Bis(2-ethylhexyl)phthalate	4000	U
117-84-0	Di-n-octyl phthalate	4000	U
205-99-2	Benzo(b)fluoranthene	5300	D
207-08-9	Benzo(k)fluoranthene	4100	D
50-32-8	Benzo(a)pyrene	6600	D
193-39-5	Indeno(1,2,3-cd)pyrene	2800	DJ
53-70-3	Dibenzo(a,h)anthracene	4000	U
191-24-2	Benzo(g,h,i)perylene	2700	DJ

(1) Cannot be separated from Diphenylamine

PSS113 S132

1G

SEMIVOLATILE ORGANICS ANALYSIS DATA SHEET
TENTATIVELY IDENTIFIED COMPOUNDS

EPA SAMPLE NO.

SB-10(12.33-13.33)DL

Lab Name: H2M LABS, INC. Contract: ____

Lab Code: 10478 Case No.: KEY-PSS SAS No.: ____ SDG No.: PSS113

Matrix: (soil/water) SOIL Lab Sample ID: 0711272-008BDL

Sample wt/vol: 15 (g/mL) G Lab File ID: A\C37722.D

Level: (low/med) LOW Date Received: 09/27/07

% Moisture: 18.5 Decanted:(Y/N) N Date Extracted: 10/01/07

Concentrated Extract Volume: 1000 (µl) Date Analyzed: 10/08/07

Injection Volume: 2 (µl) Dilution Factor: 10.00

GPC Cleanup: (Y/N) N pH: 8.0 Extraction: (Type) PFEX

CONCENTRATION UNITS:

Number TICs found: 6 (µg/L or µg/Kg) UG/KG

CAS NUMBER	COMPOUND NAME	RT	EST.CONC.	Q
1. 000123-42-2	2-Pentanone, 4-hydroxy-4-methyl-	3.34	26000	JNDA
2.	C3 substituted benzene	3.83	8000	JD
3. 000090-12-0	Naphthalene, 1-methyl-	7.34	1800	JND
4.	unknown	12.74	2100	JD
5.	substituted PNA	12.97	3800	JD
6. 010544-50-0	Cyclic Octaatomic Sulfur	13.26	250000	JND
7. 000081-83-4	1H-Benz(de)isoquinoline-1,3(2H)-dio	13.80	2800	JND

PSS113 S133

1A

VOLATILE ORGANICS ANALYSIS DATA SHEET

EPA SAMPLE NO.

SB-10 (21-22)DL

Lab Name: H2M LABS, INC. Contract: _____

Lab Code: 10478 Case No.: KEY-PSS SAS No.: _____ SDG No.: PSS113

Matrix: (soil/water) SOIL Lab Sample ID: 0711272-009ADL

Sample wt/vol: 5 (g/mL) G Lab File ID: 7\P37960.D

Level: (low/med) LOW Date Received: 09/27/07

% Moisture: not dec. 50.5 Date Analyzed: 10/03/07

GC Column: R-502.2 ID: .53 (mm) Dilution Factor: 2.00

Soil Extract Volume: _____ (µL) Soil Aliquot Volume _____ (µL)

CONCENTRATION UNITS:

CAS NO.	COMPOUND	(µg/L or µg/Kg) UG/KG	Q
74-87-3	Chloromethane	40	U
74-83-9	Bromomethane	40	U
75-01-4	Vinyl chloride	40	U
75-00-3	Chloroethane	40	U
75-09-2	Methylene chloride	57	DB
67-64-1	Acetone	800	D
75-35-4	1,1-Dichloroethene	40	U
75-15-0	Carbon disulfide	8	DJ
75-34-3	1,1-Dichloroethane	40	U
540-59-0	1,2-Dichloroethene (total)	40	U
67-66-3	Chloroform	40	U
107-06-2	1,2-Dichloroethane	40	U
78-93-3	2-Butanone	230	D
71-55-6	1,1,1-Trichloroethane	40	U
56-23-5	Carbon tetrachloride	40	U
75-27-4	Bromodichloromethane	40	U
78-87-5	1,2-Dichloropropane	40	U
10061-01-5	cis-1,3-Dichloropropene	40	U
79-01-6	Trichloroethene	40	U
124-48-1	Dibromochloromethane	40	U
79-00-5	1,1,2-Trichloroethane	40	U
71-43-2	Benzene	40	U
10061-02-6	trans-1,3-Dichloropropene	40	U
75-25-2	Bromoform	40	U
108-10-1	4-Methyl-2-pentanone	40	U
591-78-6	2-Hexanone	40	U
127-18-4	Tetrachloroethene	40	U
79-34-5	1,1,2,2-Tetrachloroethane	40	U
108-88-3	Toluene	40	U
108-90-7	Chlorobenzene	40	U
100-41-4	Ethylbenzene	40	U
100-42-5	Styrene	40	U
1330-20-7	Xylene (total)	40	U

PSS113 S138

1F

VOLATILE ORGANICS ANALYSIS DATA SHEET

TENTATIVELY IDENTIFIED COMPOUNDS

EPA SAMPLE NO.

SB-10 (21-22)DL

Lab Name: H2M LABS, INC. Contract: _____

Lab Code: 10478 Case No.: KEY-PSS SAS No.: _____ SDG No.: PSS113

Matrix: (soil/water) SOIL Lab Sample ID: 0711272-009ADL

Sample wt/vol: 5 (g/mL) G Lab File ID: 7\P37960.D

Level: (low/med) LOW Date Received: 09/27/07

% Moisture: not dec. 50.5 Date Analyzed: 10/03/07

GC Column: R-502.2 ID: .53 (mm) Dilution Factor: 2.00

Soil Extract Volume: (µl) Soil Aliquot Volume: 0 (µL)

CONCENTRATION UNITS:

Number TICs found: 2 (µg/L or µg/Kg) UG/KG

CAS NUMBER	COMPOUND NAME	RT	EST.CONC.	Q
1.	unknown siloxane (18.79)	18.79	32	JDBX
2.	unknown siloxane (21.34)	21.34	46	JDBX

PSS113 S139

1C

SEMIVOLATILE ORGANICS ANALYSIS DATA SHEET

EPA SAMPLE NO.

SB-10(21-22)

Lab Name: H2M LABS, INC. Contract: _____

Lab Code: 10478 Case No.: KEY-PSS SAS No.: _____ SDG No.: PSS113

Matrix: (soil/water) SOIL Lab Sample ID: 0711272-009B

Sample wt/vol: 15 (g/mL) G Lab File ID: A\C37735.D

Level: (low/med) LOW Date Received: 09/27/07

% Moisture: 50.5 Decanted: (Y/N) N Date Extracted: 10/01/07

Concentrated Extract Volume: 1000 (µL) Date Analyzed: 10/08/07

Injection Volume: 2 (µL) Dilution Factor: 1.00

GPC Cleanup: (Y/N) N pH: 8.0 Extraction: (Type) PFEX

CAS NO.	COMPOUND	CONCENTRATION UNITS: (µg/L or µg/Kg) UG/KG	Q
108-95-2	Phenol	450	J
111-44-4	Bis(2-chloroethyl)ether	670	U
95-57-8	2-Chlorophenol	670	U
541-73-1	1,3-Dichlorobenzene	670	U
106-46-7	1,4-Dichlorobenzene	670	U
95-50-1	1,2-Dichlorobenzene	670	U
95-48-7	2-Methylphenol	670	U
108-60-1	2,2'-oxybis(1-chloropropane)	670	U
106-44-5	4-Methylphenol	270	J
621-64-7	N-Nitroso-di-n-propylamine	670	U
67-72-1	Hexachloroethane	670	U
98-95-3	Nitrobenzene	670	U
78-59-1	Isophorone	670	U
88-75-5	2-Nitrophenol	670	U
105-67-9	2,4-Dimethylphenol	670	U
111-91-1	Bis(2-chloroethoxy)methane	670	U
120-83-2	2,4-Dichlorophenol	670	U
120-82-1	1,2,4-Trichlorobenzene	670	U
91-20-3	Naphthalene	4300	
106-47-8	4-Chloroaniline	670	U
87-68-3	Hexachlorobutadiene	670	U
59-50-7	4-Chloro-3-methylphenol	670	U
91-57-6	2-Methylnaphthalene	360	J
77-47-4	Hexachlorocyclopentadiene	670	U
88-06-2	2,4,6-Trichlorophenol	670	U
95-95-4	2,4,5-Trichlorophenol	1700	U
91-58-7	2-Chloronaphthalene	670	U
88-74-4	2-Nitroaniline	1700	U
131-11-3	Dimethylphthalate	670	U
208-96-8	Acenaphthylene	430	J
606-20-2	2,6-Dinitrotoluene	670	U
99-09-2	3-Nitroaniline	1700	U
83-32-9	Acenaphthene	1800	
51-28-5	2,4-Dinitrophenol	1700	U
100-02-7	4-Nitrophenol	1700	U
132-64-9	Dibenzofuran	1300	

PSS113 S140

1D

SEMIVOLATILE ORGANICS ANALYSIS DATA SHEET

EPA SAMPLE NO.

SB-10(21-22)

Lab Name: H2M LABS, INC. Contract: _____

Lab Code: 10478 Case No.: KEY-PSS SAS No.: _____ SDG No.: PSS113

Matrix: (soil/water) SOIL Lab Sample ID: 0711272-009B

Sample wt/vol: 15 (g/mL) G Lab File ID: A\C37735.D

Level: (low/med) LOW Date Received: 09/27/07

% Moisture: 50.5 Decanted: (Y/N) N Date Extracted: 10/01/07

Concentrated Extract Volume: 1000 (µL) Date Analyzed: 10/08/07

Injection Volume: 2 (µL) Dilution Factor: 1.00

GPC Cleanup: (Y/N) N pH: 8.0 Extraction: (Type) PFEX

CAS NO.	COMPOUND	CONCENTRATION UNITS: (µg/L or µg/Kg) UG/KG	Q
121-14-2	2,4-Dinitrotoluene	670	U
84-66-2	Diethylphthalate	670	U
7005-72-3	4-Chlorophenyl-phenylether	670	U
86-73-7	Fluorene	3700	
100-01-6	4-Nitroaniline	1700	U
534-52-1	4,6-Dinitro-2-methylphenol	1700	U
86-30-6	N-Nitrosodiphenylamine	670	U
101-55-3	4-Bromophenyl-phenylether	670	U
118-74-1	Hexachlorobenzene	670	U
87-86-5	Pentachlorophenol	1700	U
85-01-8	Phenanthrene	5300	
120-12-7	Anthracene	1600	
86-74-8	Carbazole	2000	
84-74-2	Di-n-butyl phthalate	670	U
206-44-0	Fluoranthene	8300	
129-00-0	Pyrene	8000	
85-68-7	Butyl benzyl phthalate	670	U
91-94-1	3,3'-Dichlorobenzidine	670	U
56-55-3	Benzo(a)anthracene	3100	
218-01-9	Chrysene	2600	
117-81-7	Bis(2-ethylhexyl)phthalate	670	U
117-84-0	Di-n-octyl phthalate	670	U
205-99-2	Benzo(b)fluoranthene	4500	
207-08-9	Benzo(k)fluoranthene	2000	
50-32-8	Benzo(a)pyrene	3800	
193-39-5	Indeno(1,2,3-cd)pyrene	790	
53-70-3	Dibenzo(a,h)anthracene	670	U
191-24-2	Benzo(g,h,i)perylene	760	

(1) Cannot be separated from Diphenylamine

PSS113 S141

1G

SEMIVOLATILE ORGANICS ANALYSIS DATA SHEET
TENTATIVELY IDENTIFIED COMPOUNDS

EPA SAMPLE NO.

SB-10(21-22)

Lab Name: H2M LABS, INC. Contract: _____

Lab Code: 10478 Case No.: KEY-PSS SAS No.: _____ SDG No.: PSS113

Matrix: (soil/water) SOIL Lab Sample ID: 0711272-009B

Sample wt/vol: 15 (g/mL) G Lab File ID: A\C37735.D

Level: (low/med) LOW Date Received: 09/27/07

% Moisture: 50.5 Decanted:(Y/N) N Date Extracted: 10/01/07

Concentrated Extract Volume: 1000 (µl) Date Analyzed: 10/08/07

Injection Volume: 2 (µl) Dilution Factor: 1.00

GPC Cleanup: (Y/N) N pH: 8.0 Extraction: (Type) PFEX

Number TICs found: 19

CONCENTRATION UNITS:
(µg/L or µg/Kg) UG/KG

CAS NUMBER	COMPOUND NAME	RT	EST.CONC.	Q
1. 000141-79-7	3-Penten-2-one, 4-methyl-	3.01	530	JNA
2. 004161-60-8	2-Pentanone, 4-hydroxy-	3.22	1000	JNA
3. 000123-42-2	2-Pentanone, 4-hydroxy-4-methyl-	3.41	68000	JNA
4.	C3 substituted benzene (3.84)	3.84	15000	J
5.	C3 substituted benzene (4.71)	4.71	470	J
6.	unknown (5.23)	5.23	1300	J
7.	benzothiophene isomer	6.12	1100	J
8. 000090-12-0	Naphthalene, 1-methyl-	7.35	1300	JN
9. 000123-08-0	Benzaldehyde, 4-hydroxy-	8.32	460	JN
10.	unknown (8.93)	8.93	650	J
11.	unknown (11.57)	11.57	1500	J
12.	unknown (11.74)	11.74	550	J
13.	unknown (12.75)	12.75	1000	J
14.	substituted PNA (12.89)	12.89	900	J
15.	unknown (12.96)	12.96	770	J
16.	substituted PNA (13)	13.00	1600	J
17. 010544-50-0	Cyclic Octaatomic Sulfur	13.49	230000	JN
18.	unknown (13.86)	13.86	1100	J
19.	unknown (14.11)	14.11	460	J
20.	unknown (14.27)	14.27	480	J
21.	unknown (15.75)	15.75	1100	J
22.	unknown (16.25)	16.25	890	J
23.	(DEL) Alkane: Straight-Chain	16.38	1300	J

PSS113 S142

1A

VOLATILE ORGANICS ANALYSIS DATA SHEET

EPA SAMPLE NO.

TB 092707

Lab Name: H2M LABS, INC. Contract: _____

Lab Code: 10478 Case No.: KEY-PSS SAS No.: _____ SDG No.: PSS113

Matrix: (soil/water) WATER Lab Sample ID: 0711272-010A

Sample wt/vol: 5 (g/mL) ML Lab File ID: A\A56266.D

Level: (low/med) LOW Date Received: 09/27/07

% Moisture: not dec. Date Analyzed: 10/03/07

GC Column: ZB-624 ID: .18 (mm) Dilution Factor: 1.00

Soil Extract Volume: _____ (µL) Soil Aliquot Volume _____ (µL)

CAS NO.	COMPOUND	CONCENTRATION UNITS: (µg/L or µg/Kg) UG/L	Q
74-87-3	Chloromethane	10	U
74-83-9	Bromomethane	10	U
75-01-4	Vinyl chloride	10	U
75-00-3	Chloroethane	10	U
75-09-2	Methylene chloride	10	U
67-64-1	Acetone	10	U
75-35-4	1,1-Dichloroethene	10	U
75-15-0	Carbon disulfide	10	U
75-34-3	1,1-Dichloroethane	10	U
540-59-0	1,2-Dichloroethene (total)	10	U
67-66-3	Chloroform	10	U
107-06-2	1,2-Dichloroethane	10	U
78-93-3	2-Butanone	10	U
71-55-6	1,1,1-Trichloroethane	10	U
56-23-5	Carbon tetrachloride	10	U
75-27-4	Bromodichloromethane	10	U
78-87-5	1,2-Dichloropropane	10	U
10061-01-5	cis-1,3-Dichloropropene	10	U
79-01-6	Trichloroethene	10	U
124-48-1	Dibromochloromethane	10	U
79-00-5	1,1,2-Trichloroethane	10	U
71-43-2	Benzene	10	U
10061-02-6	trans-1,3-Dichloropropene	10	U
75-25-2	Bromoform	10	U
108-10-1	4-Methyl-2-pentanone	10	U
591-78-6	2-Hexanone	10	U
127-18-4	Tetrachloroethene	10	U
79-34-5	1,1,2,2-Tetrachloroethane	10	U
108-88-3	Toluene	10	U
108-90-7	Chlorobenzene	10	U
100-41-4	Ethylbenzene	10	U
100-42-5	Styrene	10	U
1330-20-7	Xylene (total)	10	U

PSS113 S148

1F

VOLATILE ORGANICS ANALYSIS DATA SHEET

TENTATIVELY IDENTIFIED COMPOUNDS

EPA SAMPLE NO.

TB 092707

Lab Name: H2M LABS, INC. Contract: _____

Lab Code: 10478 Case No.: KEY-PSS SAS No.: _____ SDG No.: PSS113

Matrix: (soil/water) WATER Lab Sample ID: 0711272-010A

Sample wt/vol: 5 (g/mL) ML Lab File ID: A\A56266.D

Level: (low/med) LOW Date Received: 09/27/07

% Moisture: not dec. Date Analyzed: 10/03/07

GC Column: ZB-624 ID: .18 (mm) Dilution Factor: 1.00

Soil Extract Volume: (µl) Soil Aliquot Volume: 0 (µL)

CONCENTRATION UNITS:

Number TICs found: 0 (µg/L or µg/Kg) UG/L

CAS NUMBER	COMPOUND NAME	RT	EST.CONC.	Q

PSS113 S149

1A

VOLATILE ORGANICS ANALYSIS DATA SHEET

EPA SAMPLE NO.

FB092807

Lab Name: H2M LABS, INC. Contract: _____

Lab Code: 10478 Case No.: KEY-PSS SAS No.: _____ SDG No.: PSS113

Matrix: (soil/water) WATER Lab Sample ID: 0711326-003A

Sample wt/vol: 5 (g/mL) ML Lab File ID: A\A56267.D

Level: (low/med) LOW Date Received: 09/28/07

% Moisture: not dec. Date Analyzed: 10/03/07

GC Column: ZB-624 ID: .18 (mm) Dilution Factor: 1.00

Soil Extract Volume: _____ (µL) Soil Aliquot Volume _____ (µL)

CAS NO.	COMPOUND	CONCENTRATION UNITS: (µg/L or µg/Kg) UG/L	Q
74-87-3	Chloromethane	10	U
74-83-9	Bromomethane	10	U
75-01-4	Vinyl chloride	10	U
75-00-3	Chloroethane	10	U
75-09-2	Methylene chloride	10	U
67-64-1	Acetone	10	U
75-35-4	1,1-Dichloroethene	10	U
75-15-0	Carbon disulfide	10	U
75-34-3	1,1-Dichloroethane	10	U
540-59-0	1,2-Dichloroethene (total)	10	U
67-66-3	Chloroform	10	U
107-06-2	1,2-Dichloroethane	10	U
78-93-3	2-Butanone	10	U
71-55-6	1,1,1-Trichloroethane	10	U
56-23-5	Carbon tetrachloride	10	U
75-27-4	Bromodichloromethane	10	U
78-87-5	1,2-Dichloropropane	10	U
10061-01-5	cis-1,3-Dichloropropene	10	U
79-01-6	Trichloroethene	10	U
124-48-1	Dibromochloromethane	10	U
79-00-5	1,1,2-Trichloroethane	10	U
71-43-2	Benzene	10	U
10061-02-6	trans-1,3-Dichloropropene	10	U
75-25-2	Bromoform	10	U
108-10-1	4-Methyl-2-pentanone	10	U
591-78-6	2-Hexanone	10	U
127-18-4	Tetrachloroethene	10	U
79-34-5	1,1,2,2-Tetrachloroethane	10	U
108-88-3	Toluene	10	U
108-90-7	Chlorobenzene	10	U
100-41-4	Ethylbenzene	10	U
100-42-5	Styrene	10	U
1330-20-7	Xylene (total)	10	U

PSS113 S150

1F

VOLATILE ORGANICS ANALYSIS DATA SHEET

TENTATIVELY IDENTIFIED COMPOUNDS

EPA SAMPLE NO.

FB092807

Lab Name: H2M LABS, INC. Contract: _____

Lab Code: 10478 Case No.: KEY-PSS SAS No.: _____ SDG No.: PSS113

Matrix: (soil/water) WATER Lab Sample ID: 0711326-003A

Sample wt/vol: 5 (g/mL) ML Lab File ID: A\A56267.D

Level: (low/med) LOW Date Received: 09/28/07

% Moisture: not dec. Date Analyzed: 10/03/07

GC Column: ZB-624 ID: .18 (mm) Dilution Factor: 1.00

Soil Extract Volume: (µl) Soil Aliquot Volume: 0 (µL)

CONCENTRATION UNITS:

Number TICs found: 0 (µg/L or µg/Kg) UG/L

CAS NUMBER	COMPOUND NAME	RT	EST.CONC.	Q

PSS113 S151

1C

SEMIVOLATILE ORGANICS ANALYSIS DATA SHEET

EPA SAMPLE NO.

FB092807

Lab Name: H2M LABS, INC. Contract: _____

Lab Code: 10478 Case No.: KEY-PSS SAS No.: _____ SDG No.: PSS113

Matrix: (soil/water) WATER Lab Sample ID: 0711326-003B

Sample wt/vol: 1000 (g/mL) ML Lab File ID: A\C37692.D

Level: (low/med) LOW Date Received: 09/28/07

% Moisture: Decanted: (Y/N) N Date Extracted: 10/02/07

Concentrated Extract Volume: 1000 (µL) Date Analyzed: 10/05/07

Injection Volume: 2 (µL) Dilution Factor: 1.00

GPC Cleanup: (Y/N) N pH: ____ Extraction: (Type) SEPF

CAS NO.	COMPOUND	CONCENTRATION UNITS: (µg/L or µg/Kg) UG/L	Q
108-95-2	Phenol	10	U
111-44-4	Bis(2-chloroethyl)ether	10	U
95-57-8	2-Chlorophenol	10	U
541-73-1	1,3-Dichlorobenzene	10	U
106-46-7	1,4-Dichlorobenzene	10	U
95-50-1	1,2-Dichlorobenzene	10	U
95-48-7	2-Methylphenol	10	U
108-60-1	2,2'-oxybis(1-Chloropropane)	10	U
106-44-5	4-Methylphenol	10	U
621-64-7	N-Nitroso-di-n-propylamine	10	U
67-72-1	Hexachloroethane	10	U
98-95-3	Nitrobenzene	10	U
78-59-1	Isophorone	10	U
88-75-5	2-Nitrophenol	10	U
105-67-9	2,4-Dimethylphenol	10	U
111-91-1	Bis(2-chloroethoxy)methane	10	U
120-83-2	2,4-Dichlorophenol	10	U
120-82-1	1,2,4-Trichlorobenzene	10	U
91-20-3	Naphthalene	10	U
106-47-8	4-Chloroaniline	10	U
87-68-3	Hexachlorobutadiene	10	U
59-50-7	4-Chloro-3-methylphenol	10	U
91-57-6	2-Methylnaphthalene	10	U
77-47-4	Hexachlorocyclopentadiene	10	U
88-06-2	2,4,6-Trichlorophenol	10	U
95-95-4	2,4,5-Trichlorophenol	25	U
91-58-7	2-Chloronaphthalene	10	U
88-74-4	2-Nitroaniline	25	U
131-11-3	Dimethylphthalate	10	U
208-96-8	Acenaphthylene	10	U
606-20-2	2,6-Dinitrotoluene	10	U
99-09-2	3-Nitroaniline	25	U
83-32-9	Acenaphthene	10	U
51-28-5	2,4-Dinitrophenol	25	U
100-02-7	4-Nitrophenol	25	U
132-64-9	Dibenzofuran	10	U

1D

SEMIVOLATILE ORGANICS ANALYSIS DATA SHEET

EPA SAMPLE NO.

FB092807

Lab Name: H2M LABS, INC. Contract: _____

Lab Code: 10478 Case No.: KEY-PSS SAS No.: _____ SDG No.: PSS113

Matrix: (soil/water) WATER Lab Sample ID: 0711326-003B

Sample wt/vol: 1000 (g/mL) ML Lab File ID: A\C37692.D

Level: (low/med) LOW Date Received: 09/28/07

% Moisture: Decanted: (Y/N) N Date Extracted: 10/02/07

Concentrated Extract Volume: 1000 (µL) Date Analyzed: 10/05/07

Injection Volume: 2 (µL) Dilution Factor: 1.00

GPC Cleanup: (Y/N) N pH: ____ Extraction: (Type) SEPF

CAS NO.	COMPOUND	CONCENTRATION UNITS: (µg/L or µg/Kg) UG/L	Q
121-14-2	2,4-Dinitrotoluene	10	U
84-66-2	Diethylphthalate	10	U
7005-72-3	4-Chlorophenyl-phenylether	10	U
86-73-7	Fluorene	10	U
100-01-6	4-Nitroaniline	25	U
534-52-1	4,6-Dinitro-2-methylphenol	25	U
86-30-6	N-Nitrosodiphenylamine	10	U
101-55-3	4-Bromophenyl-phenylether	10	U
118-74-1	Hexachlorobenzene	10	U
87-86-5	Pentachlorophenol	25	U
85-01-8	Phenanthrene	10	U
120-12-7	Anthracene	10	U
86-74-8	Carbazole	10	U
84-74-2	Di-n-butyl phthalate	10	U
206-44-0	Fluoranthene	10	U
129-00-0	Pyrene	10	U
85-68-7	Butyl benzyl phthalate	10	U
91-94-1	3,3'-Dichlorobenzidine	10	U
56-55-3	Benzo(a)anthracene	10	U
218-01-9	Chrysene	10	U
117-81-7	Bis(2-ethylhexyl)phthalate	10	U
117-84-0	Di-n-octyl phthalate	10	U
205-99-2	Benzo(b)fluoranthene	10	U
207-08-9	Benzo(k)fluoranthene	10	U
50-32-8	Benzo(a)pyrene	10	U
193-39-5	Indeno(1,2,3-cd)pyrene	10	U
53-70-3	Dibenzo(a,h)anthracene	10	U
191-24-2	Benzo(g,h,i)perylene	10	U

(1) Cannot be separated from Diphenylamine

PSS113 S153

1G

SEMIVOLATILE ORGANICS ANALYSIS DATA SHEET
TENTATIVELY IDENTIFIED COMPOUNDS

EPA SAMPLE NO.

FB092807

Lab Name: H2M LABS, INC. Contract: ____

Lab Code: 10478 Case No.: KEY-PSS SAS No.: ____ SDG No.: PSS113

Matrix: (soil/water) WATER Lab Sample ID: 0711326-003B

Sample wt/vol: 1000 (g/mL) ML Lab File ID: A\C37692.D

Level: (low/med) LOW Date Received: 09/28/07

% Moisture: Decanted:(Y/N) N Date Extracted: 10/02/07

Concentrated Extract Volume: 1000 (µl) Date Analyzed: 10/05/07

Injection Volume: 2 (µl) Dilution Factor: 1.00

GPC Cleanup: (Y/N) N pH: ____ Extraction: (Type) SEPF

CONCENTRATION UNITS:
(µg/L or µg/Kg) UG/L

Number TICs found: 1

CAS NUMBER	COMPOUND NAME	RT	EST.CONC.	Q
1 .	unknown	3.88	2	J

PSS113 S154

1E

PESTICIDE ORGANICS ANALYSIS DATA SHEET

EPA SAMPLE NO.

FB092807

Lab Name: H2M LABS, INC. Contract: _____

Lab Code: 10478 Case No.: KEY-PSS SAS No.: _____ SDG No.: PSS113

Matrix: (soil/water) WATER Lab Sample ID: 0711326-003b

Sample wt/vol: 1000 (g/mL) ML Lab File ID: a00585.raw

% Moisture: Decanted: (Y/N) N Date Received: 09/28/07

Extraction: (Type) SEPF Date Extracted: 10/01/07

Concentrated Extract Volume: 10000 (uL) Date Analyzed: 10/01/07

Injection Volume: 0.5 (uL) Dilution Factor: 1.00

GPC Cleanup: (Y/N) N pH: ____ Sulfur Cleanup: (Y/N) N

CAS NO	COMPOUND	CONCENTRATION UNITS: (µg/L or µg/Kg) UG/L	Q
12674-11-2	Aroclor 1016	1.0	U
11104-28-2	Aroclor 1221	2.0	U
11141-16-5	Aroclor 1232	1.0	U
53469-21-9	Aroclor 1242	1.0	U
12672-29-6	Aroclor 1248	1.0	U
11097-69-1	Aroclor 1254	1.0	U
11096-82-5	Aroclor 1260	1.0	U

PSS113 S155

U.S. EPA - CLP

1

INORGANIC ANALYSIS DATA SHEET

EPA SAMPLE NO

FB092807

Lab Name: H2M LABS, INC.

Lab Code: 10478 Case No. SAS No.: SDG No.: PSS113

Matrix (soil/water): WATER Lab Sample ID: 0711326-003

Level (low/med): LOW Date Received: 9/28/2007

% Solids: 0.0

Concentration Units (ug/L or mg/kg dry weight): UG/L

CAS No.	Analyte	Concentration	C	Q	M
7440-38-2	Arsenic	1.8	U		P
7440-39-3	Barium	3.2	U		P
7440-43-9	Cadmium	0.35	B		P
7440-47-3	Chromium	0.57	U		P
57-12-5	Cyanide	10.0	U		CA
7439-92-1	Lead	1.4	U		P
7439-97-6	Mercury	0.10	U		CV
7782-49-2	Selenium	2.4	U		P
7440-22-4	Silver	0.53	B		P

Color Before: COLORLESS Clarity Before: CLEAR Texture: _____

Color After: COLORLESS Clarity After: CLEAR Artifacts: _____

Comments:

Date Reported: 10/15/07

1A

VOLATILE ORGANICS ANALYSIS DATA SHEET

EPA SAMPLE NO.

SB-3W (27-28')

Lab Name: H2M LABS, INC. Contract: _____

Lab Code: 10478 Case No.: KEY-PSS SAS No.: _____ SDG No.: PSS113

Matrix: (soil/water) SOIL Lab Sample ID: 0711326-001A

Sample wt/vol: 5 (g/mL) G Lab File ID: 7\P37930.D

Level: (low/med) LOW Date Received: 09/28/07

% Moisture: not dec. 57.1 Date Analyzed: 10/02/07

GC Column: R-502.2 ID: .53 (mm) Dilution Factor: 1.00

Soil Extract Volume: _____ (µL) Soil Aliquot Volume _____ (µL)

CAS NO.	COMPOUND	CONCENTRATION UNITS: (µg/L or µg/Kg) UG/KG	Q
74-87-3	Chloromethane	23	U
74-83-9	Bromomethane	23	U
75-01-4	Vinyl chloride	23	U
75-00-3	Chloroethane	23	U
75-09-2	Methylene chloride	22	BJ
67-64-1	Acetone	1200	E
75-35-4	1,1-Dichloroethene	23	U
75-15-0	Carbon disulfide	7	J
75-34-3	1,1-Dichloroethane	23	U
540-59-0	1,2-Dichloroethene (total)	23	U
67-66-3	Chloroform	23	U
107-06-2	1,2-Dichloroethane	23	U
78-93-3	2-Butanone	370	
71-55-6	1,1,1-Trichloroethane	23	U
56-23-5	Carbon tetrachloride	23	U
75-27-4	Bromodichloromethane	23	U
78-87-5	1,2-Dichloropropane	23	U
10061-01-5	cis-1,3-Dichloropropene	23	U
79-01-6	Trichloroethene	23	U
124-48-1	Dibromochloromethane	23	U
79-00-5	1,1,2-Trichloroethane	23	U
71-43-2	Benzene	23	U
10061-02-6	trans-1,3-Dichloropropene	23	U
75-25-2	Bromoform	23	U
108-10-1	4-Methyl-2-pentanone	23	U
591-78-6	2-Hexanone	23	U
127-18-4	Tetrachloroethene	23	U
79-34-5	1,1,2,2-Tetrachloroethane	23	U
108-88-3	Toluene	23	U
108-90-7	Chlorobenzene	23	U
100-41-4	Ethylbenzene	23	U
100-42-5	Styrene	23	U
1330-20-7	Xylene (total)	23	U

DSS112 S157

1F

VOLATILE ORGANICS ANALYSIS DATA SHEET

TENTATIVELY IDENTIFIED COMPOUNDS

EPA SAMPLE NO.

SB-3W (27-28')

Lab Name: H2M LABS, INC. Contract: _____

Lab Code: 10478 Case No.: KEY-PSS SAS No.: _____ SDG No.: PSS113

Matrix: (soil/water) SOIL Lab Sample ID: 0711326-001A

Sample wt/vol: 5 (g/mL) G Lab File ID: 7\P37930.D

Level: (low/med) LOW Date Received: 09/28/07

% Moisture: not dec. 57.1 Date Analyzed: 10/02/07

GC Column: R-502.2 ID: .53 (mm) Dilution Factor: 1.00

Soil Extract Volume: (µl) Soil Aliquot Volume: 0 (µL)

CONCENTRATION UNITS:

Number TICs found: 2 (µg/L or µg/Kg) UG/KG

CAS NUMBER	COMPOUND NAME	RT	EST.CONC.	Q
1. 000078-84-2	Propanal, 2-methyl-	8.84	49	JN
2.	unknown siloxane	21.35	13	J

1A

VOLATILE ORGANICS ANALYSIS DATA SHEET

EPA SAMPLE NO.

SB-3W (27-28')DL

Lab Name: H2M LABS, INC. Contract: _____

Lab Code: 10478 Case No.: KEY-PSS SAS No.: _____ SDG No.: PSS113

Matrix: (soil/water) SOIL Lab Sample ID: 0711326-001ADL

Sample wt/vol: 5 (g/mL) G Lab File ID: 7\P37957.D

Level: (low/med) LOW Date Received: 09/28/07

% Moisture: not dec. 57.1 Date Analyzed: 10/03/07

GC Column: R-502.2 ID: .53 (mm) Dilution Factor: 5.00

Soil Extract Volume: _____ (µL) Soil Aliquot Volume _____ (µL)

CAS NO.	COMPOUND	CONCENTRATION UNITS: (µg/L or µg/Kg) UG/KG	Q
74-87-3	Chloromethane	120	U
74-83-9	Bromomethane	120	U
75-01-4	Vinyl chloride	120	U
75-00-3	Chloroethane	120	U
75-09-2	Methylene chloride	160	DB
67-64-1	Acetone	1400	D
75-35-4	1,1-Dichloroethene	120	U
75-15-0	Carbon disulfide	13	DJ
75-34-3	1,1-Dichloroethane	120	U
540-59-0	1,2-Dichloroethene (total)	120	U
67-66-3	Chloroform	120	U
107-06-2	1,2-Dichloroethane	120	U
78-93-3	2-Butanone	410	D
71-55-6	1,1,1-Trichloroethane	120	U
56-23-5	Carbon tetrachloride	120	U
75-27-4	Bromodichloromethane	120	U
78-87-5	1,2-Dichloropropane	120	U
10061-01-5	cis-1,3-Dichloropropene	120	U
79-01-6	Trichloroethene	120	U
124-48-1	Dibromochloromethane	120	U
79-00-5	1,1,2-Trichloroethane	120	U
71-43-2	Benzene	120	U
10061-02-6	trans-1,3-Dichloropropene	120	U
75-25-2	Bromoform	120	U
108-10-1	4-Methyl-2-pentanone	120	U
591-78-6	2-Hexanone	120	U
127-18-4	Tetrachloroethene	120	U
79-34-5	1,1,2,2-Tetrachloroethane	120	U
108-88-3	Toluene	120	U
108-90-7	Chlorobenzene	120	U
100-41-4	Ethylbenzene	120	U
100-42-5	Styrene	120	U
1330-20-7	Xylene (total)	120	U

1F

VOLATILE ORGANICS ANALYSIS DATA SHEET

TENTATIVELY IDENTIFIED COMPOUNDS

EPA SAMPLE NO.

SB-3W (27-28')DL

Lab Name: H2M LABS, INC. Contract: _____

Lab Code: 10478 Case No.: KEY-PSS SAS No.: _____ SDG No.: PSS113

Matrix: (soil/water) SOIL Lab Sample ID: 0711326-001ADL

Sample wt/vol: 5 (g/mL) G Lab File ID: 7\P37957.D

Level: (low/med) LOW Date Received: 09/28/07

% Moisture: not dec. 57.1 Date Analyzed: 10/03/07

GC Column: R-502.2 ID: .53 (mm) Dilution Factor: 5.00

Soil Extract Volume: (µl) Soil Aliquot Volume: 0 (µL)

CONCENTRATION UNITS:

Number TICs found: 2 (µg/L or µg/Kg) UG/KG

CAS NUMBER	COMPOUND NAME	RT	EST.CONC.	Q
1.	unknown siloxane (18.8)	18.80	100	JDBX
2.	unknown siloxane (21.36)	21.36	120	JDBX

1C

SEMIVOLATILE ORGANICS ANALYSIS DATA SHEET

EPA SAMPLE NO.

SB-3W(27-28')

Lab Name: H2M LABS, INC. Contract: _____

Lab Code: 10478 Case No.: KEY-PSS SAS No.: _____ SDG No.: PSS113

Matrix: (soil/water) SOIL Lab Sample ID: 0711326-001B

Sample wt/vol: 15 (g/mL) G Lab File ID: A\C37730.D

Level: (low/med) LOW Date Received: 09/28/07

% Moisture: 57.1 Decanted: (Y/N) N Date Extracted: 10/01/07

Concentrated Extract Volume: 1000 (µL) Date Analyzed: 10/08/07

Injection Volume: 2 (µL) Dilution Factor: 1.00

GPC Cleanup: (Y/N) N pH: 8.0 Extraction: (Type) PFEX

CONCENTRATION UNITS:

CAS NO.	COMPOUND	(µg/L or µg/Kg) UG/KG	Q
108-95-2	Phenol	770	U
111-44-4	Bis(2-chloroethyl)ether	770	U
95-57-8	2-Chlorophenol	770	U
541-73-1	1,3-Dichlorobenzene	770	U
106-46-7	1,4-Dichlorobenzene	770	U
95-50-1	1,2-Dichlorobenzene	770	U
95-48-7	2-Methylphenol	770	U
108-60-1	2,2´-oxybis(1-chloropropane)	770	U
106-44-5	4-Methylphenol	770	U
621-64-7	N-Nitroso-di-n-propylamine	770	U
67-72-1	Hexachloroethane	770	U
98-95-3	Nitrobenzene	770	U
78-59-1	Isophorone	770	U
88-75-5	2-Nitrophenol	770	U
105-67-9	2,4-Dimethylphenol	770	U
111-91-1	Bis(2-chloroethoxy)methane	770	U
120-83-2	2,4-Dichlorophenol	770	U
120-82-1	1,2,4-Trichlorobenzene	770	U
91-20-3	Naphthalene	770	U
106-47-8	4-Chloroaniline	770	U
87-68-3	Hexachlorobutadiene	770	U
59-50-7	4-Chloro-3-methylphenol	770	U
91-57-6	2-Methylnaphthalene	770	U
77-47-4	Hexachlorocyclopentadiene	770	U
88-06-2	2,4,6-Trichlorophenol	770	U
95-95-4	2,4,5-Trichlorophenol	1900	U
91-58-7	2-Chloronaphthalene	770	U
88-74-4	2-Nitroaniline	1900	U
131-11-3	Dimethylphthalate	770	U
208-96-8	Acenaphthylene	770	U
606-20-2	2,6-Dinitrotoluene	770	U
99-09-2	3-Nitroaniline	1900	U
83-32-9	Acenaphthene	770	U
51-28-5	2,4-Dinitrophenol	1900	U
100-02-7	4-Nitrophenol	1900	U
132-64-9	Dibenzofuran	770	U

1D

SEMIVOLATILE ORGANICS ANALYSIS DATA SHEET

EPA SAMPLE NO.

SB-3W(27-28')

Lab Name: H2M LABS, INC. Contract: _____

Lab Code: 10478 Case No.: KEY-PSS SAS No.: _____ SDG No.: PSS113

Matrix: (soil/water) SOIL Lab Sample ID: 0711326-001B

Sample wt/vol: 15 (g/mL) G Lab File ID: A\C37730.D

Level: (low/med) LOW Date Received: 09/28/07

% Moisture: 57.1 Decanted: (Y/N) N Date Extracted: 10/01/07

Concentrated Extract Volume: 1000 (µL) Date Analyzed: 10/08/07

Injection Volume: 2 (µL) Dilution Factor: 1.00

GPC Cleanup: (Y/N) N pH: 8.0 Extraction: (Type) PFEX

CAS NO.	COMPOUND	CONCENTRATION UNITS: (µg/L or µg/Kg) UG/KG	Q
121-14-2	2,4-Dinitrotoluene	770	U
84-66-2	Diethylphthalate	520	J
7005-72-3	4-Chlorophenyl-phenylether	770	U
86-73-7	Fluorene	770	U
100-01-6	4-Nitroaniline	1900	U
534-52-1	4,6-Dinitro-2-methylphenol	1900	U
86-30-6	N-Nitrosodiphenylamine	770	U
101-55-3	4-Bromophenyl-phenylether	770	U
118-74-1	Hexachlorobenzene	770	U
87-86-5	Pentachlorophenol	1900	U
85-01-8	Phenanthrene	770	U
120-12-7	Anthracene	770	U
86-74-8	Carbazole	770	U
84-74-2	Di-n-butyl phthalate	770	U
206-44-0	Fluoranthene	770	U
129-00-0	Pyrene	770	U
85-68-7	Butyl benzyl phthalate	770	U
91-94-1	3,3'-Dichlorobenzidine	770	U
56-55-3	Benzo(a)anthracene	770	U
218-01-9	Chrysene	770	U
117-81-7	Bis(2-ethylhexyl)phthalate	770	U
117-84-0	Di-n-octyl phthalate	770	U
205-99-2	Benzo(b)fluoranthene	770	U
207-08-9	Benzo(k)fluoranthene	770	U
50-32-8	Benzo(a)pyrene	770	U
193-39-5	Indeno(1,2,3-cd)pyrene	770	U
53-70-3	Dibenzo(a,h)anthracene	770	U
191-24-2	Benzo(g,h,i)perylene	770	U

(1) Cannot be separated from Diphenylamine

1G

SEMIVOLATILE ORGANICS ANALYSIS DATA SHEET
TENTATIVELY IDENTIFIED COMPOUNDS

EPA SAMPLE NO.

SB-3W(27-28')

Lab Name: H2M LABS, INC. Contract: ____

Lab Code: 10478 Case No.: KEY-PSS SAS No.: ____ SDG No.: PSS113

Matrix: (soil/water) SOIL Lab Sample ID: 0711326-001B

Sample wt/vol: 15 (g/mL) G Lab File ID: A\C37730.D

Level: (low/med) LOW Date Received: 09/28/07

% Moisture: 57.1 Decanted:(Y/N) N Date Extracted: 10/01/07

Concentrated Extract Volume: 1000 (µl) Date Analyzed: 10/08/07

Injection Volume: 2 (µl) Dilution Factor: 1.00

GPC Cleanup: (Y/N) N pH: 8.0 Extraction: (Type) PFEX

CONCENTRATION UNITS:
(µg/L or µg/Kg) UG/KG

Number TICs found: 15

CAS NUMBER	COMPOUND NAME	RT	EST.CONC.	Q
1. 004161-60-8	2-Pentanone, 4-hydroxy-	3.21	990	JNA
2. 000123-42-2	2-Pentanone, 4-hydroxy-4-methyl-	3.41	65000	JNA
3.	C3 substituted benzene	3.84	18000	J
4. 000123-08-0	Benzaldehyde, 4-hydroxy-	8.31	620	JN
5.	(DEL) Alkane: Straight-Chain (14.41)	14.41	680	J
6.	unknown (14.67)	14.67	530	J
7.	(DEL) Alkane: Straight-Chain (14.96)	14.96	2100	J
8.	(DEL) Alkane: Straight-Chain (15.43)	15.43	3300	J
9.	unknown (15.47)	15.47	1200	J
10.	unknown (15.62)	15.62	890	J
11.	unknown (15.66)	15.66	1600	J
12.	unknown (15.75)	15.75	2800	J
13.	(DEL) Alkane: Straight-Chain (15.87)	15.87	3600	J
14.	unknown (15.93)	15.93	3800	J
15.	unknown (16.25)	16.25	2400	J
16.	(DEL) Alkane: Straight-Chain (16.38)	16.38	1600	J
17.	unknown (16.46)	16.46	2800	J
18.	unknown (16.61)	16.61	670	J
19.	unknown (16.86)	16.86	1100	J
20.	unknown (17.14)	17.14	960	J
21.	unknown (17.43)	17.43	710	J
22.	unknown (18.55)	18.55	560	J

1E

PESTICIDE ORGANICS ANALYSIS DATA SHEET

EPA SAMPLE NO.

3W (27-28')

Lab Name: H2M LABS, INC. Contract: _____

Lab Code: 10478 Case No.: KEY-PSS SAS No.: _____ SDG No.: PSS113

Matrix: (soil/water) SOIL Lab Sample ID: 0711326-001B

Sample wt/vol: 15 (g/mL) G Lab File ID: a00625.raw

% Moisture: 57.1 Decanted: (Y/N) N Date Received: 09/28/07

Extraction: (Type) PFEX Date Extracted: 10/01/07

Concentrated Extract Volume: 5000 (uL) Date Analyzed: 10/05/07

Injection Volume: 0.5 (uL) Dilution Factor: 1.00

GPC Cleanup: (Y/N) N pH: 8.0 Sulfur Cleanup: (Y/N) Y

CONCENTRATION UNITS:

CAS NO	COMPOUND	(µg/L or µg/Kg) UG/KG	Q
12674-11-2	Aroclor 1016	77	U
11104-28-2	Aroclor 1221	160	U
11141-16-5	Aroclor 1232	77	U
53469-21-9	Aroclor 1242	77	U
12672-29-6	Aroclor 1248	77	U
11097-69-1	Aroclor 1254	77	U
11096-82-5	Aroclor 1260	77	U

U.S. EPA - CLP

1

INORGANIC ANALYSIS DATA SHEET

EPA SAMPLE NO

GPESB-3W (27-28')

Lab Name: H2M LABS, INC.

Lab Code: 10478 Case No. SAS No.: SDG No.: PSS113

Matrix (soil/water): SOIL Lab Sample ID: 0711326-001

Level (low/med): LOW Date Received: 9/28/2007

% Solids: 42.9

Concentration Units (ug/L or mg/kg dry weight): MG/KG

CAS No.	Analyte	Concentration	C	Q	M
7440-38-2	Arsenic	10.4			P
7440-39-3	Barium	150		E	P
7440-43-9	Cadmium	0.075	U		P
7440-47-3	Chromium	33.1		E	P
57-12-5	Cyanide	1.2	U		CA
7439-92-1	Lead	7.3			P
7439-97-6	Mercury	0.039	U		CV
7782-49-2	Selenium	0.86	B		P
7440-22-4	Silver	0.34	B	N	P

Color Before: BROWN Clarity Before: _____ Texture: MEDIUM

Color After: YELLOW Clarity After: CLEAR Artifacts: _____

Comments:

Date Reported: 10/15/07

DCC113 C165

1A

VOLATILE ORGANICS ANALYSIS DATA SHEET

EPA SAMPLE NO.

SB-4 (25.5-27.5')

Lab Name: H2M LABS, INC. Contract: _____

Lab Code: 10478 Case No.: KEY-PSS SAS No.: _____ SDG No.: PSS113

Matrix: (soil/water) SOIL Lab Sample ID: 0711326-002A

Sample wt/vol: 5 (g/mL) G Lab File ID: 7\P37932.D

Level: (low/med) LOW Date Received: 09/28/07

% Moisture: not dec. 37.3 Date Analyzed: 10/02/07

GC Column: R-502.2 ID: .53 (mm) Dilution Factor: 1.00

Soil Extract Volume: _____ (µL) Soil Aliquot Volume _____ (µL)

CAS NO.	COMPOUND	CONCENTRATION UNITS: (µg/L or µg/Kg) UG/KG	Q
74-87-3	Chloromethane	16	U
74-83-9	Bromomethane	16	U
75-01-4	Vinyl chloride	16	U
75-00-3	Chloroethane	16	U
75-09-2	Methylene chloride	16	B
67-64-1	Acetone	450	E
75-35-4	1,1-Dichloroethene	16	U
75-15-0	Carbon disulfide	16	U
75-34-3	1,1-Dichloroethane	16	U
540-59-0	1,2-Dichloroethene (total)	16	U
67-66-3	Chloroform	16	U
107-06-2	1,2-Dichloroethane	16	U
78-93-3	2-Butanone	110	
71-55-6	1,1,1-Trichloroethane	16	U
56-23-5	Carbon tetrachloride	16	U
75-27-4	Bromodichloromethane	16	U
78-87-5	1,2-Dichloropropane	16	U
10061-01-5	cis-1,3-Dichloropropene	16	U
79-01-6	Trichloroethene	16	U
124-48-1	Dibromochloromethane	16	U
79-00-5	1,1,2-Trichloroethane	16	U
71-43-2	Benzene	16	U
10061-02-6	trans-1,3-Dichloropropene	16	U
75-25-2	Bromoform	16	U
108-10-1	4-Methyl-2-pentanone	16	U
591-78-6	2-Hexanone	16	U
127-18-4	Tetrachloroethene	16	U
79-34-5	1,1,2,2-Tetrachloroethane	16	U
108-88-3	Toluene	16	U
108-90-7	Chlorobenzene	16	U
100-41-4	Ethylbenzene	16	U
100-42-5	Styrene	16	U
1330-20-7	Xylene (total)	16	U

1F

VOLATILE ORGANICS ANALYSIS DATA SHEET

TENTATIVELY IDENTIFIED COMPOUNDS

EPA SAMPLE NO.

SB-4 (25.5-27.5')

Lab Name: H2M LABS, INC. Contract: _____

Lab Code: 10478 Case No.: KEY-PSS SAS No.: _____ SDG No.: PSS113

Matrix: (soil/water) SOIL Lab Sample ID: 0711326-002A

Sample wt/vol: 5 (g/mL) G Lab File ID: 7\P37932.D

Level: (low/med) LOW Date Received: 09/28/07

% Moisture: not dec. 37.3 Date Analyzed: 10/02/07

GC Column: R-502.2 ID: .53 (mm) Dilution Factor: 1.00

Soil Extract Volume: (µl) Soil Aliquot Volume: 0 (µL)

CONCENTRATION UNITS:

Number TICs found: 1 (µg/L or µg/Kg) UG/KG

CAS NUMBER	COMPOUND NAME	RT	EST.CONC.	Q
1. 000078-84-2	Propanal, 2-methyl-	8.84	15	JN

1A

VOLATILE ORGANICS ANALYSIS DATA SHEET

EPA SAMPLE NO.

SB-4 (25.5-27.5')D

Lab Name: H2M LABS, INC. Contract: _____

Lab Code: 10478 Case No.: KEY-PSS SAS No.: _____ SDG No.: PSS113

Matrix: (soil/water) SOIL Lab Sample ID: 0711326-002ADL

Sample wt/vol: 5 (g/mL) G Lab File ID: 7\P37956.D

Level: (low/med) LOW Date Received: 09/28/07

% Moisture: not dec. 37.3 Date Analyzed: 10/03/07

GC Column: R-502.2 ID: .53 (mm) Dilution Factor: 2.00

Soil Extract Volume: _____ (µL) Soil Aliquot Volume _____ (µL)

CONCENTRATION UNITS:

CAS NO.	COMPOUND	(µg/L or µg/Kg) UG/KG	Q
74-87-3	Chloromethane	32	U
74-83-9	Bromomethane	32	U
75-01-4	Vinyl chloride	32	U
75-00-3	Chloroethane	32	U
75-09-2	Methylene chloride	52	DB
67-64-1	Acetone	500	D
75-35-4	1,1-Dichloroethene	32	U
75-15-0	Carbon disulfide	4	DJ
75-34-3	1,1-Dichloroethane	32	U
540-59-0	1,2-Dichloroethene (total)	32	U
67-66-3	Chloroform	32	U
107-06-2	1,2-Dichloroethane	32	U
78-93-3	2-Butanone	120	D
71-55-6	1,1,1-Trichloroethane	32	U
56-23-5	Carbon tetrachloride	32	U
75-27-4	Bromodichloromethane	32	U
78-87-5	1,2-Dichloropropane	32	U
10061-01-5	cis-1,3-Dichloropropene	32	U
79-01-6	Trichloroethene	32	U
124-48-1	Dibromochloromethane	32	U
79-00-5	1,1,2-Trichloroethane	32	U
71-43-2	Benzene	32	U
10061-02-6	trans-1,3-Dichloropropene	32	U
75-25-2	Bromoform	32	U
108-10-1	4-Methyl-2-pentanone	32	U
591-78-6	2-Hexanone	32	U
127-18-4	Tetrachloroethene	32	U
79-34-5	1,1,2,2-Tetrachloroethane	32	U
108-88-3	Toluene	32	U
108-90-7	Chlorobenzene	32	U
100-41-4	Ethylbenzene	32	U
100-42-5	Styrene	32	U
1330-20-7	Xylene (total)	32	U

1F

VOLATILE ORGANICS ANALYSIS DATA SHEET

TENTATIVELY IDENTIFIED COMPOUNDS

EPA SAMPLE NO.

SB-4 (25.5-27.5')D

Lab Name: H2M LABS, INC. Contract: _____

Lab Code: 10478 Case No.: KEY-PSS SAS No.: _____ SDG No.: PSS113

Matrix: (soil/water) SOIL Lab Sample ID: 0711326-002ADL

Sample wt/vol: 5 (g/mL) G Lab File ID: 7\P37956.D

Level: (low/med) LOW Date Received: 09/28/07

% Moisture: not dec. 37.3 Date Analyzed: 10/03/07

GC Column: R-502.2 ID: .53 (mm) Dilution Factor: 2.00

Soil Extract Volume: (µl) Soil Aliquot Volume: 0 (µL)

CONCENTRATION UNITS:

Number TICs found: 2 (µg/L or µg/Kg) UG/KG

CAS NUMBER	COMPOUND NAME	RT	EST.CONC.	Q
1.	unknown siloxane (18.8)	18.80	28	JDBX
2.	unknown siloxane (21.34)	21.34	23	JDBX

1C

SEMIVOLATILE ORGANICS ANALYSIS DATA SHEET

EPA SAMPLE NO.

SB-4(25.5-27.5')

Lab Name: H2M LABS, INC. Contract: _____

Lab Code: 10478 Case No.: KEY-PSS SAS No.: _____ SDG No.: PSS113

Matrix: (soil/water) SOIL Lab Sample ID: 0711326-002B

Sample wt/vol: 15 (g/mL) G Lab File ID: A\C37731.D

Level: (low/med) LOW Date Received: 09/28/07

% Moisture: 37.3 Decanted: (Y/N) N Date Extracted: 10/01/07

Concentrated Extract Volume: 1000 (µL) Date Analyzed: 10/08/07

Injection Volume: 2 (µL) Dilution Factor: 1.00

GPC Cleanup: (Y/N) N pH: 8.0 Extraction: (Type) PFEX

CAS NO.	COMPOUND	CONCENTRATION UNITS: (µg/L or µg/Kg) UG/KG	Q
108-95-2	Phenol	530	U
111-44-4	Bis(2-chloroethyl)ether	530	U
95-57-8	2-Chlorophenol	530	U
541-73-1	1,3-Dichlorobenzene	530	U
106-46-7	1,4-Dichlorobenzene	530	U
95-50-1	1,2-Dichlorobenzene	530	U
95-48-7	2-Methylphenol	530	U
108-60-1	2,2'-oxybis(1-chloropropane)	530	U
106-44-5	4-Methylphenol	530	U
621-64-7	N-Nitroso-di-n-propylamine	530	U
67-72-1	Hexachloroethane	530	U
98-95-3	Nitrobenzene	530	U
78-59-1	Isophorone	530	U
88-75-5	2-Nitrophenol	530	U
105-67-9	2,4-Dimethylphenol	530	U
111-91-1	Bis(2-chloroethoxy)methane	530	U
120-83-2	2,4-Dichlorophenol	530	U
120-82-1	1,2,4-Trichlorobenzene	530	U
91-20-3	Naphthalene	530	U
106-47-8	4-Chloroaniline	530	U
87-68-3	Hexachlorobutadiene	530	U
59-50-7	4-Chloro-3-methylphenol	530	U
91-57-6	2-Methylnaphthalene	530	U
77-47-4	Hexachlorocyclopentadiene	530	U
88-06-2	2,4,6-Trichlorophenol	530	U
95-95-4	2,4,5-Trichlorophenol	1300	U
91-58-7	2-Chloronaphthalene	530	U
88-74-4	2-Nitroaniline	1300	U
131-11-3	Dimethylphthalate	530	U
208-96-8	Acenaphthylene	530	U
606-20-2	2,6-Dinitrotoluene	530	U
99-09-2	3-Nitroaniline	1300	U
83-32-9	Acenaphthene	530	U
51-28-5	2,4-Dinitrophenol	1300	U
100-02-7	4-Nitrophenol	1300	U
132-64-9	Dibenzofuran	530	U

1D

SEMIVOLATILE ORGANICS ANALYSIS DATA SHEET

EPA SAMPLE NO.

SB-4(25.5-27.5')

Lab Name: H2M LABS, INC. Contract: _____

Lab Code: 10478 Case No.: KEY-PSS SAS No.: _____ SDG No.: PSS113

Matrix: (soil/water) SOIL Lab Sample ID: 0711326-002B

Sample wt/vol: 15 (g/mL) G Lab File ID: A\C37731.D

Level: (low/med) LOW Date Received: 09/28/07

% Moisture: 37.3 Decanted: (Y/N) N Date Extracted: 10/01/07

Concentrated Extract Volume: 1000 (µL) Date Analyzed: 10/08/07

Injection Volume: 2 (µL) Dilution Factor: 1.00

GPC Cleanup: (Y/N) N pH: 8.0 Extraction: (Type) PFEX

CONCENTRATION UNITS:

CAS NO.	COMPOUND	(µg/L or µg/Kg) UG/KG	Q
121-14-2	2,4-Dinitrotoluene	530	U
84-66-2	Diethylphthalate	200	J
7005-72-3	4-Chlorophenyl-phenylether	530	U
86-73-7	Fluorene	530	U
100-01-6	4-Nitroaniline	1300	U
534-52-1	4,6-Dinitro-2-methylphenol	1300	U
86-30-6	N-Nitrosodiphenylamine	530	U
101-55-3	4-Bromophenyl-phenylether	530	U
118-74-1	Hexachlorobenzene	530	U
87-86-5	Pentachlorophenol	1300	U
85-01-8	Phenanthrene	530	U
120-12-7	Anthracene	530	U
86-74-8	Carbazole	530	U
84-74-2	Di-n-butyl phthalate	530	U
206-44-0	Fluoranthene	530	U
129-00-0	Pyrene	530	U
85-68-7	Butyl benzyl phthalate	530	U
91-94-1	3,3´-Dichlorobenzidine	530	U
56-55-3	Benzo(a)anthracene	530	U
218-01-9	Chrysene	530	U
117-81-7	Bis(2-ethylhexyl)phthalate	530	U
117-84-0	Di-n-octyl phthalate	530	U
205-99-2	Benzo(b)fluoranthene	530	U
207-08-9	Benzo(k)fluoranthene	530	U
50-32-8	Benzo(a)pyrene	530	U
193-39-5	Indeno(1,2,3-cd)pyrene	530	U
53-70-3	Dibenzo(a,h)anthracene	530	U
191-24-2	Benzo(g,h,i)perylene	530	U

(1) Cannot be separated from Diphenylamine

1G

SEMIVOLATILE ORGANICS ANALYSIS DATA SHEET
TENTATIVELY IDENTIFIED COMPOUNDS

EPA SAMPLE NO.

SB-4(25.5-27.5')

Lab Name: H2M LABS, INC. Contract: ____

Lab Code: 10478 Case No.: KEY-PSS SAS No.: ____ SDG No.: PSS113

Matrix: (soil/water) SOIL Lab Sample ID: 0711326-002B

Sample wt/vol: 15 (g/mL) G Lab File ID: A\C37731.D

Level: (low/med) LOW Date Received: 09/28/07

% Moisture: 37.3 Decanted:(Y/N) N Date Extracted: 10/01/07

Concentrated Extract Volume: 1000 (µl) Date Analyzed: 10/08/07

Injection Volume: 2 (µl) Dilution Factor: 1.00

GPC Cleanup: (Y/N) N pH: 8.0 Extraction: (Type) PFEX

CONCENTRATION UNITS:

Number TICs found: 15 (µg/L or µg/Kg) UG/KG

CAS NUMBER	COMPOUND NAME	RT	EST.CONC.	Q
1. 000141-79-7	3-Penten-2-one, 4-methyl-	3.01	570	JNA
2. 004161-60-8	2-Pentanone, 4-hydroxy-	3.22	730	JNA
3. 000123-42-2	2-Pentanone, 4-hydroxy-4-methyl-	3.40	48000	JNA
4.	C3 substituted benzene	3.84	14000	J
5. 010544-50-0	Cyclic Octaatomic Sulfur	13.31	23000	JN
6.	(DEL) Alkane: Straight-Chain (14.41)	14.41	350	J
7.	(DEL) Alkane: Straight-Chain (14.95)	14.95	980	J
8.	(DEL) Alkane: Straight-Chain (15.43)	15.43	1600	J
9.	unknown (15.47)	15.47	550	J
10.	unknown (15.52)	15.52	310	J
11.	unknown (15.66)	15.66	1100	J
12.	unknown (15.74)	15.74	1600	J
13.	(DEL) Alkane: Straight-Chain (15.87)	15.87	1800	J
14.	unknown (15.92)	15.92	1900	J
15.	unknown (16.24)	16.24	1600	J
16.	(DEL) Alkane: Straight-Chain (16.38)	16.38	910	J
17.	unknown (16.45)	16.45	1500	J
18.	unknown (16.6)	16.60	370	J
19.	unknown (16.86)	16.86	860	J
20.	unknown (17.14)	17.14	280	J
21.	unknown (17.43)	17.43	360	J
22.	unknown (18.42)	18.42	330	J
23.	unknown (18.55)	18.55	270	J

1E

PESTICIDE ORGANICS ANALYSIS DATA SHEET

EPA SAMPLE NO.

4 (25.5-27.5')

Lab Name: H2M LABS, INC. Contract: _____

Lab Code: 10478 Case No.: KEY-PSS SAS No.: _____ SDG No.: PSS113

Matrix: (soil/water) SOIL Lab Sample ID: 0711326-002B

Sample wt/vol: 15 (g/mL) G Lab File ID: a00624.raw

% Moisture: 37.3 Decanted: (Y/N) N Date Received: 09/28/07

Extraction: (Type) PFEX Date Extracted: 10/01/07

Concentrated Extract Volume: 5000 (uL) Date Analyzed: 10/05/07

Injection Volume: 0.5 (uL) Dilution Factor: 1.00

GPC Cleanup: (Y/N) N pH: 8.0 Sulfur Cleanup: (Y/N) Y

CAS NO	COMPOUND	CONCENTRATION UNITS: (µg/L or µg/Kg) UG/KG	Q
12674-11-2	Aroclor 1016	53	U
11104-28-2	Aroclor 1221	110	U
11141-16-5	Aroclor 1232	53	U
53469-21-9	Aroclor 1242	53	U
12672-29-6	Aroclor 1248	53	U
11097-69-1	Aroclor 1254	53	U
11096-82-5	Aroclor 1260	53	U

U.S. EPA - CLP

1

INORGANIC ANALYSIS DATA SHEET

EPA SAMPLE NO

GPESB-4 (25.5-27.5')

Lab Name: H2M LABS, INC.

Lab Code: 10478 Case No. SAS No.: SDG No.: PSS113

Matrix (soil/water): SOIL Lab Sample ID: 0711326-002

Level (low/med): LOW Date Received: 9/28/2007

% Solids: 62.7

Concentration Units (ug/L or mg/kg dry weight): MG/KG

CAS No.	Analyte	Concentration	C	Q	M
7440-38-2	Arsenic	5.4			P
7440-39-3	Barium	97.4		E	P
7440-43-9	Cadmium	0.052	U		P
7440-47-3	Chromium	25.0		E	P
57-12-5	Cyanide	0.80	U		CA
7439-92-1	Lead	7.9			P
7439-97-6	Mercury	0.027	U		CV
7782-49-2	Selenium	0.46	B		P
7440-22-4	Silver	0.29	B	N	P

Color Before: BROWN Clarity Before: Texture: FINE

Color After: YELLOW Clarity After: CLEAR Artifacts:

Comments:

Date Reported: 10/15/07

1A

VOLATILE ORGANICS ANALYSIS DATA SHEET

EPA SAMPLE NO.

TB092807

Lab Name: H2M LABS, INC. Contract: _____

Lab Code: 10478 Case No.: KEY-PSS SAS No.: _____ SDG No.: PSS113

Matrix: (soil/water) WATER Lab Sample ID: 0711326-004A

Sample wt/vol: 5 (g/mL) ML Lab File ID: A\A56268.D

Level: (low/med) LOW Date Received: 09/28/07

% Moisture: not dec. Date Analyzed: 10/03/07

GC Column: ZB-624 ID: .18 (mm) Dilution Factor: 1.00

Soil Extract Volume: _____ (µL) Soil Aliquot Volume _____ (µL)

CAS NO.	COMPOUND	CONCENTRATION UNITS: (µg/L or µg/Kg) UG/L	Q
74-87-3	Chloromethane	10	U
74-83-9	Bromomethane	10	U
75-01-4	Vinyl chloride	10	U
75-00-3	Chloroethane	10	U
75-09-2	Methylene chloride	10	U
67-64-1	Acetone	10	U
75-35-4	1,1-Dichloroethene	10	U
75-15-0	Carbon disulfide	10	U
75-34-3	1,1-Dichloroethane	10	U
540-59-0	1,2-Dichloroethene (total)	10	U
67-66-3	Chloroform	10	U
107-06-2	1,2-Dichloroethane	10	U
78-93-3	2-Butanone	10	U
71-55-6	1,1,1-Trichloroethane	10	U
56-23-5	Carbon tetrachloride	10	U
75-27-4	Bromodichloromethane	10	U
78-87-5	1,2-Dichloropropane	10	U
10061-01-5	cis-1,3-Dichloropropene	10	U
79-01-6	Trichloroethene	10	U
124-48-1	Dibromochloromethane	10	U
79-00-5	1,1,2-Trichloroethane	10	U
71-43-2	Benzene	10	U
10061-02-6	trans-1,3-Dichloropropene	10	U
75-25-2	Bromoform	10	U
108-10-1	4-Methyl-2-pentanone	10	U
591-78-6	2-Hexanone	10	U
127-18-4	Tetrachloroethene	10	U
79-34-5	1,1,2,2-Tetrachloroethane	10	U
108-88-3	Toluene	10	U
108-90-7	Chlorobenzene	10	U
100-41-4	Ethylbenzene	10	U
100-42-5	Styrene	10	U
1330-20-7	Xylene (total)	10	U

1F

VOLATILE ORGANICS ANALYSIS DATA SHEET

TENTATIVELY IDENTIFIED COMPOUNDS

EPA SAMPLE NO.

TB092807

Lab Name: H2M LABS, INC. Contract: _____

Lab Code: 10478 Case No.: KEY-PSS SAS No.: _____ SDG No.: PSS113

Matrix: (soil/water) WATER Lab Sample ID: 0711326-004A

Sample wt/vol: 5 (g/mL) ML Lab File ID: A\A56268.D

Level: (low/med) LOW Date Received: 09/28/07

% Moisture: not dec. Date Analyzed: 10/03/07

GC Column: ZB-624 ID: .18 (mm) Dilution Factor: 1.00

Soil Extract Volume: (µl) Soil Aliquot Volume: 0 (µL)

CONCENTRATION UNITS:

Number TICs found: 0 (µg/L or µg/Kg) UG/L

CAS NUMBER	COMPOUND NAME	RT	EST.CONC.	Q

Analytical Data Package For

KEYSPAN
PAULUS, SOKOLOWSKI AND SARTOR,LLC
CLIFTON SOIL & GROUNDWATER SAMPLING
SDG NO: PSS111

Water Samples
Received: 9/21/07 & 9/24/07

SAMPLE DATA SUMMARY PACKAGE

SEPTEMBER 2007

H2M LABS, INC.
Environmental Testing Laboratories
575 Broad Hollow Road, Melville, N.Y. 11747

H2M LABS, INC.

4. SAMPLE REPORTS

4.1 VOLATILES
4.2 SEMIVOLATILES
4.3 PCBs
4.4 METALS

PSS111 S35

H2M LABS, INC.

QUALIFIERS FOR REPORTING ORGANICS DATA

Value - If the result is a value greater than or equal to the quantification limit, report the value.

U - Indicates compound was analyzed for but not detected. The sample quantitation limit must be corrected for dilution and for percent moisture. For example, 10U for phenol in water if the sample final volume is the protocol-specified final volume. If a 1 to 10 dilution of extract is necessary, the reported limit is 100 U. For a soil sample, the value must also be adjusted for percent moisture. For example, if the sample had 24% moisture and a 1 to 10 dilution factor, the sample quantitation limit for phenol (330 U) would be corrected to:

$$\frac{(300\ U)}{D} \text{ x df where } D = \frac{100\%moisture}{100}$$

and df - dilution factor

$$\text{For example, at 24\% moisture, } D = \frac{100-24}{100} = 0.76$$

$$\frac{(300\ U)}{.76} \text{ x 10 - 4300 U rounded to the appropriate number of significant figures}$$

For semivolatile soil samples, the extract must be concentrated to 0.5 mL, and the sensitivity of the analysis is not compromised by the cleanup procedures. Similarly, pesticide samples subjected to GPC are concentrated to 5.0 mL. Therefore, the CRQL values in Exhibit C will apply to all samples, regardless of cleanup. However, if a sample extract cannot be concentrated to the protocol-specified volume (see Exhibit C), this fact must be accounted for in reporting the sample quantitation limit.

J - Indicates an estimated value. This flag is used either when estimating a concentration for tentatively identified compounds where a 1:1 response is assumed or when the mass spectral data indicates the presence of a compound that meets the identification criteria but the result is less than the specified quantification limit but greater than zero. (e.g.: If limit of quantification is 10 ug/L and a concentration of 3 ug/L is calculated, report as 3J.) The sample quantitation limit must be adjusted for dilution as discussed for the U flag.

N - Indicates presumptive evidence of a compound. This flag is only used for tentatively identified compounds, where the identification is based on a mass spectral library search. It is applied to all TIC results. For generic characterization of a TIC, such as chlorinated hydrocarbon, the N code is not used.

P - This flag is used for a pesticide/Aroclor target analyte when there is greater than 25% difference for detected concentrations between the two GC columns (see Form X). The lower of the two values is reported of Form I with a "P".

C - This flag applies to pesticide results when the identification has been confirmed by GC/MS.. If GC/MS confirmation was attempted but was unsuccessful, do not apply this flag, instead use a Laboratory defined flag, discussed below.

B - This flag is used when the analyte is found in the associated blank as well as in the sample. It indicates possible probable blank contamination and warns the data user to take appropriate action. This flag must be used for a TIC as well as for a positively identified target compound.

E - This flag identified compounds whose concentrations exceed the calibration range of the GC/MS instrument for that specific analysis. If one or more compounds have a response greater than full scale, except as noted in Exhibit D, the sample or extract must be diluted and re-analyzed according to the specifications in Exhibit D. All such compounds with a response greater than full scale should have the concentration flagged with an "E" on the Form I for the original analysis. If the dilution of the extract causes any compounds identified in the first analysis to be below the calibration ranges in the second analysis, then the results of both analyses shall be reported on separate copies of Form I. The Form I for the diluted sample shall have the "DL" suffix appended to the sample number. NOTE: For total xylenes, where three isomers are quantified as two peaks, the calibration range of each peak should be considered separately, e.g. a diluted analysis is not required for total xylenes unless the concentration of the peak representing the single isomer exceed 200 ug/L or the peak representing the two coeluting isomers on that GC column exceed 400 ug/L. Similarly, if the two 1,2-Dichloroethene isomers coelute, a diluted analysis is not required unless the concentration exceed 400 ug/L.

D - This flag identifies all compounds identified in an analysis at a secondary dilution factor. If a sample or extract is re-analyzed at a higher dilution factor, as in the "E" flag above, the "DL" suffix is appended to the sample number on the Form I for the diluted sample, and all concentration values reported on that Form I are flagged with the "D" flag. This flag alerts data users that any discrepancies between the concentrations reported may be due to dilution of the sample or extract.

A - This flag indicates that a TIC is a suspected aldol-condensation product.

X - This flag indicates suspected column bleed.

Y - This flag denotes concentration of tentatively identified compounds (TICs) to be biased low due to matrix interference with internal standard.

Z - Other specific flags may be required to properly define the results. If used, they must be fully described and such description attached to the Sample Data Summary Package and the SDG narrative. Begin by using "X". If more than one flag is required use "Y" and "Z" as needed. If more than five qualifiers are required for a sample result, used the "X" flag to combine several flags as needed. For instance, the "X" flag might combine "A", "B", and "D" flags for some samples. The laboratory defined flags limited to the letters "X", "Y" and "Z".

The combination of flags "BU" or "UB" is expressly prohibited. Blank contaminants are flagged "B" only when they are detected in the sample.

H2M LABS, INC.

QUALIFIERS FOR METALS ANALYSIS

Q (Quality Control) Qualifiers

E - The reported value is estimated because of the presence of interference. An explanatory note is included in the SDG narrative.

M - Duplicate injection precision not met.

N - Matrix spike sample recovery not within control limits.

S - The reported value was determined by the Method of Standard Additions (MSA).

+ - Correlation coefficient for the MSA is less than 0.995

W - Post digestion spike for Furnace AA analysis is out of control limits (85-115%), while sample absorbance is less than 50% of spike absorbance.

* - Duplicate analysis is not within control limits.

C (Concentration) Qualifiers

B - Entered if the reported value is less than the Contract Required Detection Limit (CRDL) but greater than the Instrument Detection Limit (IDL).

U - Entered if the analyte was analyzed for but not detected, i.e., less than the IDL.

M (Method) Qualifiers

P - Analyzed by ICP.
M - Analyzed by ICP-MS
A - Analyzed by Flame AA.
F - Analyzed by Furnace AA.
CV - Analyzed by Manual Cold Vapor techniques.
AV - Analyzed by Automated Cold Vapor techniques.
C - Analyzed by Manual Spectrophotometric Method.
CA- Analyzed by Midi-distillation Spectrophotometric Method.
NR - Analyte not Required.

1A

VOLATILE ORGANICS ANALYSIS DATA SHEET

EPA SAMPLE NO.

GPESB-1W-1

Lab Name: H2M LABS, INC. Contract: _____

Lab Code: 10478 Case No.: KEY-PSS SAS No.: _____ SDG No.: PSS111

Matrix: (soil/water) SOIL Lab Sample ID: 0711008-001A

Sample wt/vol: 5 (g/mL) G Lab File ID: 7\P37860.D

Level: (low/med) LOW Date Received: 09/21/07

% Moisture: not dec. 14.5 Date Analyzed: 09/26/07

GC Column: R-502.2 ID: .53 (mm) Dilution Factor: 1.00

Soil Extract Volume: _____ (µL) Soil Aliquot Volume _____ (µL)

CAS NO.	COMPOUND	CONCENTRATION UNITS: (µg/L or µg/Kg) UG/KG	Q
74-87-3	Chloromethane	12	U
74-83-9	Bromomethane	12	U
75-01-4	Vinyl chloride	12	U
75-00-3	Chloroethane	12	U
75-09-2	Methylene chloride	10	BJ
67-64-1	Acetone	12	U
75-35-4	1,1-Dichloroethene	12	U
75-15-0	Carbon disulfide	12	U
75-34-3	1,1-Dichloroethane	12	U
540-59-0	1,2-Dichloroethene (total)	12	U
67-66-3	Chloroform	12	U
107-06-2	1,2-Dichloroethane	12	U
78-93-3	2-Butanone	12	U
71-55-6	1,1,1-Trichloroethane	12	U
56-23-5	Carbon tetrachloride	12	U
75-27-4	Bromodichloromethane	12	U
78-87-5	1,2-Dichloropropane	12	U
10061-01-5	cis-1,3-Dichloropropene	12	U
79-01-6	Trichloroethene	12	U
124-48-1	Dibromochloromethane	12	U
79-00-5	1,1,2-Trichloroethane	12	U
71-43-2	Benzene	12	U
10061-02-6	trans-1,3-Dichloropropene	12	U
75-25-2	Bromoform	12	U
108-10-1	4-Methyl-2-pentanone	12	U
591-78-6	2-Hexanone	12	U
127-18-4	Tetrachloroethene	12	U
79-34-5	1,1,2,2-Tetrachloroethane	12	U
108-88-3	Toluene	12	U
108-90-7	Chlorobenzene	12	U
100-41-4	Ethylbenzene	12	U
100-42-5	Styrene	12	U
1330-20-7	Xylene (total)	12	U

PSS111 S39

1F

VOLATILE ORGANICS ANALYSIS DATA SHEET

TENTATIVELY IDENTIFIED COMPOUNDS

EPA SAMPLE NO.

GPESB-1W-1

Lab Name: H2M LABS, INC. Contract: _____

Lab Code: 10478 Case No.: KEY-PSS SAS No.: _____ SDG No.: PSS111

Matrix: (soil/water) SOIL Lab Sample ID: 0711008-001A

Sample wt/vol: 5 (g/mL) G Lab File ID: 7\P37860.D

Level: (low/med) LOW Date Received: 09/21/07

% Moisture: not dec. 14.5 Date Analyzed: 09/26/07

GC Column: R-502.2 ID: .53 (mm) Dilution Factor: 1.00

Soil Extract Volume: (µl) Soil Aliquot Volume: 0 (µL)

CONCENTRATION UNITS:

Number TICs found: 0 (µg/L or µg/Kg) UG/KG

CAS NUMBER	COMPOUND NAME	RT	EST.CONC.	Q

PSS111 S40

1C

SEMIVOLATILE ORGANICS ANALYSIS DATA SHEET

EPA SAMPLE NO.

GPESB-1W-1

Lab Name: H2M LABS, INC. Contract: _____

Lab Code: 10478 Case No.: KEY-PSS SAS No.: _____ SDG No.: PSS111

Matrix: (soil/water) SOIL Lab Sample ID: 0711008-001B

Sample wt/vol: 15 (g/mL) G Lab File ID: A\C37592.D

Level: (low/med) LOW Date Received: 09/21/07

% Moisture: 14.5 Decanted: (Y/N) N Date Extracted: 09/24/07

Concentrated Extract Volume: 1000 (µL) Date Analyzed: 09/28/07

Injection Volume: 2 (µL) Dilution Factor: 1.00

GPC Cleanup: (Y/N) N pH: 6.0 Extraction: (Type) PFEX

CAS NO.	COMPOUND	CONCENTRATION UNITS: (µg/L or µg/Kg) UG/KG	Q
108-95-2	Phenol	390	U
111-44-4	Bis(2-chloroethyl)ether	390	U
95-57-8	2-Chlorophenol	390	U
541-73-1	1,3-Dichlorobenzene	390	U
106-46-7	1,4-Dichlorobenzene	390	U
95-50-1	1,2-Dichlorobenzene	390	U
95-48-7	2-Methylphenol	390	U
108-60-1	2,2'-oxybis(1-chloropropane)	390	U
106-44-5	4-Methylphenol	390	U
621-64-7	N-Nitroso-di-n-propylamine	390	U
67-72-1	Hexachloroethane	390	U
98-95-3	Nitrobenzene	390	U
78-59-1	Isophorone	390	U
88-75-5	2-Nitrophenol	390	U
105-67-9	2,4-Dimethylphenol	390	U
111-91-1	Bis(2-chloroethoxy)methane	390	U
120-83-2	2,4-Dichlorophenol	390	U
120-82-1	1,2,4-Trichlorobenzene	390	U
91-20-3	Naphthalene	170	J
106-47-8	4-Chloroaniline	390	U
87-68-3	Hexachlorobutadiene	390	U
59-50-7	4-Chloro-3-methylphenol	390	U
91-57-6	2-Methylnaphthalene	140	J
77-47-4	Hexachlorocyclopentadiene	390	U
88-06-2	2,4,6-Trichlorophenol	390	U
95-95-4	2,4,5-Trichlorophenol	970	U
91-58-7	2-Chloronaphthalene	390	U
88-74-4	2-Nitroaniline	970	U
131-11-3	Dimethylphthalate	390	U
208-96-8	Acenaphthylene	260	J
606-20-2	2,6-Dinitrotoluene	390	U
99-09-2	3-Nitroaniline	970	U
83-32-9	Acenaphthene	390	U
51-28-5	2,4-Dinitrophenol	970	U
100-02-7	4-Nitrophenol	970	U
132-64-9	Dibenzofuran	390	U

PSS111 S41

1D

SEMIVOLATILE ORGANICS ANALYSIS DATA SHEET

EPA SAMPLE NO.

GPESB-1W-1

Lab Name: H2M LABS, INC. Contract: _____

Lab Code: 10478 Case No.: KEY-PSS SAS No.: _____ SDG No.: PSS111

Matrix: (soil/water) SOIL Lab Sample ID: 0711008-001B

Sample wt/vol: 15 (g/mL) G Lab File ID: A\C37592.D

Level: (low/med) LOW Date Received: 09/21/07

% Moisture: 14.5 Decanted: (Y/N) N Date Extracted: 09/24/07

Concentrated Extract Volume: 1000 (µL) Date Analyzed: 09/28/07

Injection Volume: 2 (µL) Dilution Factor: 1.00

GPC Cleanup: (Y/N) N pH: 6.0 Extraction: (Type) PFEX

CAS NO.	COMPOUND	CONCENTRATION UNITS: (µg/L or µg/Kg) UG/KG	Q
121-14-2	2,4-Dinitrotoluene	390	U
84-66-2	Diethylphthalate	120	J
7005-72-3	4-Chlorophenyl-phenylether	390	U
86-73-7	Fluorene	390	U
100-01-6	4-Nitroaniline	970	U
534-52-1	4,6-Dinitro-2-methylphenol	970	U
86-30-6	N-Nitrosodiphenylamine	390	U
101-55-3	4-Bromophenyl-phenylether	390	U
118-74-1	Hexachlorobenzene	390	U
87-86-5	Pentachlorophenol	970	U
85-01-8	Phenanthrene	180	J
120-12-7	Anthracene	390	U
86-74-8	Carbazole	390	U
84-74-2	Di-n-butyl phthalate	390	U
206-44-0	Fluoranthene	250	J
129-00-0	Pyrene	380	J
85-68-7	Butyl benzyl phthalate	390	U
91-94-1	3,3'-Dichlorobenzidine	390	U
56-55-3	Benzo(a)anthracene	180	J
218-01-9	Chrysene	430	
117-81-7	Bis(2-ethylhexyl)phthalate	390	U
117-84-0	Di-n-octyl phthalate	390	U
205-99-2	Benzo(b)fluoranthene	400	
207-08-9	Benzo(k)fluoranthene	140	J
50-32-8	Benzo(a)pyrene	94	J
193-39-5	Indeno(1,2,3-cd)pyrene	97	J
53-70-3	Dibenzo(a,h)anthracene	390	U
191-24-2	Benzo(g,h,i)perylene	88	J

(1) Cannot be separated from Diphenylamine

PSS111 S42

1G

SEMIVOLATILE ORGANICS ANALYSIS DATA SHEET
TENTATIVELY IDENTIFIED COMPOUNDS

EPA SAMPLE NO.

GPESB-1W-1

Lab Name: H2M LABS, INC. Contract: _____

Lab Code: 10478 Case No.: KEY-PSS SAS No.: _____ SDG No.: PSS111

Matrix: (soil/water) SOIL Lab Sample ID: 0711008-001B

Sample wt/vol: 15 (g/mL) G Lab File ID: A\C37592.D

Level: (low/med) LOW Date Received: 09/21/07

% Moisture: 14.5 Decanted:(Y/N) N Date Extracted: 09/24/07

Concentrated Extract Volume: 1000 (µl) Date Analyzed: 09/28/07

Injection Volume: 2 (µl) Dilution Factor: 1.00

GPC Cleanup: (Y/N) N pH: 6.0 Extraction: (Type) PFEX

CONCENTRATION UNITS:

Number TICs found: 21 (µg/L or µg/Kg) UG/KG

	CAS NUMBER	COMPOUND NAME	RT	EST.CONC.	Q
1.	123-42-2	2-Pentanone, 4-hydroxy-4-methyl-	3.97	27000	AJN
2.		unknown (4.28)	4.28	9400	J
3.		C3 Substituted benzene (4.52)	4.52	8700	J
4.	98-83-9	_alpha_-Methylstyrene	5.01	1600	JN
5.		C3 Substituted benzene (5.18)	5.18	9800	J
6.		C3 Substituted benzene (5.62)	5.62	5200	J
7.		C4 Substituted benzene (5.91)	5.91	1200	J
8.		C4 Substituted benzene (6.07)	6.07	4700	J
9.		C4 Substituted benzene (6.13)	6.13	3300	J
10.		unknown (6.42)	6.42	10000	J
11.		C4 Substituted benzene (6.67)	6.67	2200	J
12.		C4 Substituted benzene (6.75)	6.75	4200	J
13.		C4 Substituted benzene (7.44)	7.44	7300	J
14.		C4 Substituted benzene (7.54)	7.54	8400	J
15.		unknown aromatic (8.44)	8.44	2100	J
16.		unknown aromatic (8.5)	8.50	850	J
17.		unknown aromatic (8.63)	8.63	1900	J
18.		unknown aromatic (8.83)	8.83	1900	J
19.		unknown (9.21)	9.21	4500	J
20.		unknown (9.72)	9.72	970	J
21.		C4 Substituted benzene (10.17)	10.17	1600	J
22.		unknown (10.34)	10.34	920	J

PSS111 S43

1E

PESTICIDE ORGANICS ANALYSIS DATA SHEET

EPA SAMPLE NO.

GPESB-1W-1

Lab Name: H2M LABS, INC. Contract: _____

Lab Code: 10478 Case No.: KEY-PSS SAS No.: _____ SDG No.: PSS111

Matrix: (soil/water) SOIL Lab Sample ID: 0711008-001B

Sample wt/vol: 15 (g/mL) G Lab File ID: a00280.raw

% Moisture: 14.5 Decanted: (Y/N) N Date Received: 09/21/07

Extraction: (Type) PFEX Date Extracted: 09/24/07

Concentrated Extract Volume: 5000 (uL) Date Analyzed: 10/16/07

Injection Volume: 0.5 (uL) Dilution Factor: 1.00

GPC Cleanup: (Y/N) N pH: 6.0 Sulfur Cleanup: (Y/N) Y

CAS NO	COMPOUND	CONCENTRATION UNITS: (µg/L or µg/Kg) UG/KG	Q
12674-11-2	Aroclor 1016	310	U
11104-28-2	Aroclor 1221	620	U
11141-16-5	Aroclor 1232	310	U
53469-21-9	Aroclor 1242	310	U
12672-29-6	Aroclor 1248	310	U
11097-69-1	Aroclor 1254	310	U
11096-82-5	Aroclor 1260	310	U

U.S. EPA - CLP

1

INORGANIC ANALYSIS DATA SHEET

EPA SAMPLE NO

GPESB-1W-1

Lab Name: H2M LABS, INC.

Lab Code: 10478 Case No. SAS No.: SDG No.: PSS111

Matrix (soil/water): SOIL Lab Sample ID: 0711008-001

Level (low/med): LOW Date Received: 9/21/2007

% Solids: 85.5

Concentration Units (ug/L or mg/kg dry weight): MG/KG

CAS No.	Analyte	Concentration	C	Q	M
7440-38-2	Arsenic	6.5		N*	P
7440-39-3	Barium	73.5		*	P
7440-43-9	Cadmium	0.038	U		P
7440-47-3	Chromium	48.5		N*E	P
57-12-5	Cyanide	6.6		N	CA
7439-92-1	Lead	40.4		E	P
7439-97-6	Mercury	0.12		*	CV
7782-49-2	Selenium	0.33	B	N	P
7440-22-4	Silver	0.21	B	N	P

Color Before: BROWN Clarity Before: Texture: COARSE

Color After: YELLOW Clarity After: CLEAR Artifacts:

Comments:

Date Reported: 10/18/07

PSS111 S45

1F

VOLATILE ORGANICS ANALYSIS DATA SHEET

TENTATIVELY IDENTIFIED COMPOUNDS

EPA SAMPLE NO.

GPESB-2-1

Lab Name: H2M LABS, INC. Contract: _____

Lab Code: 10478 Case No.: KEY-PSS SAS No.: _____ SDG No.: PSS111

Matrix: (soil/water) SOIL Lab Sample ID: 0711008-003A

Sample wt/vol: 5 (g/mL) G Lab File ID: 7\P37857.D

Level: (low/med) LOW Date Received: 09/21/07

% Moisture: not dec. 9.9 Date Analyzed: 09/26/07

GC Column: R-502.2 ID: .53 (mm) Dilution Factor: 1.00

Soil Extract Volume: (µl) Soil Aliquot Volume: 0 (µL)

CONCENTRATION UNITS:

Number TICs found: 0 (µg/L or µg/Kg) UG/KG

CAS NUMBER	COMPOUND NAME	RT	EST.CONC.	Q

PSS111 S47

1A

VOLATILE ORGANICS ANALYSIS DATA SHEET

EPA SAMPLE NO.

GPESB-3W-1

Lab Name: H2M LABS, INC. Contract: _____

Lab Code: 10478 Case No.: KEY-PSS SAS No.: _____ SDG No.: PSS111

Matrix: (soil/water) SOIL Lab Sample ID: 0711008-004A

Sample wt/vol: 5 (g/mL) G Lab File ID: 7\P37861.D

Level: (low/med) LOW Date Received: 09/21/07

% Moisture: not dec. 9.7 Date Analyzed: 09/26/07

GC Column: R-502.2 ID: .53 (mm) Dilution Factor: 1.00

Soil Extract Volume: _____ (µL) Soil Aliquot Volume _____ (µL)

CAS NO.	COMPOUND	CONCENTRATION UNITS: (µg/L or µg/Kg) UG/KG	Q
74-87-3	Chloromethane	11	U
74-83-9	Bromomethane	11	U
75-01-4	Vinyl chloride	11	U
75-00-3	Chloroethane	11	U
75-09-2	Methylene chloride	13	B
67-64-1	Acetone	11	U
75-35-4	1,1-Dichloroethene	11	U
75-15-0	Carbon disulfide	11	U
75-34-3	1,1-Dichloroethane	11	U
540-59-0	1,2-Dichloroethene (total)	11	U
67-66-3	Chloroform	11	U
107-06-2	1,2-Dichloroethane	11	U
78-93-3	2-Butanone	11	U
71-55-6	1,1,1-Trichloroethane	11	U
56-23-5	Carbon tetrachloride	11	U
75-27-4	Bromodichloromethane	11	U
78-87-5	1,2-Dichloropropane	11	U
10061-01-5	cis-1,3-Dichloropropene	11	U
79-01-6	Trichloroethene	11	U
124-48-1	Dibromochloromethane	11	U
79-00-5	1,1,2-Trichloroethane	11	U
71-43-2	Benzene	11	U
10061-02-6	trans-1,3-Dichloropropene	11	U
75-25-2	Bromoform	11	U
108-10-1	4-Methyl-2-pentanone	11	U
591-78-6	2-Hexanone	11	U
127-18-4	Tetrachloroethene	11	U
79-34-5	1,1,2,2-Tetrachloroethane	11	U
108-88-3	Toluene	11	U
108-90-7	Chlorobenzene	11	U
100-41-4	Ethylbenzene	11	U
100-42-5	Styrene	11	U
1330-20-7	Xylene (total)	11	U

PSS111 S53

1F

VOLATILE ORGANICS ANALYSIS DATA SHEET

TENTATIVELY IDENTIFIED COMPOUNDS

EPA SAMPLE NO.

GPESB-3W-1

Lab Name: H2M LABS, INC. Contract: _____

Lab Code: 10478 Case No.: KEY-PSS SAS No.: _____ SDG No.: PSS111

Matrix: (soil/water) SOIL Lab Sample ID: 0711008-004A

Sample wt/vol: 5 (g/mL) G Lab File ID: 7\P37861.D

Level: (low/med) LOW Date Received: 09/21/07

% Moisture: not dec. 9.7 Date Analyzed: 09/26/07

GC Column: R-502.2 ID: .53 (mm) Dilution Factor: 1.00

Soil Extract Volume: (µl) Soil Aliquot Volume: 0 (µL)

CONCENTRATION UNITS:

Number TICs found: 0 (µg/L or µg/Kg) UG/KG

CAS NUMBER	COMPOUND NAME	RT	EST.CONC.	Q

PSS111 S54

1C

SEMIVOLATILE ORGANICS ANALYSIS DATA SHEET

EPA SAMPLE NO.

GPESB-3W-1

Lab Name: H2M LABS, INC. Contract: _____

Lab Code: 10478 Case No.: KEY-PSS SAS No.: _____ SDG No.: PSS111

Matrix: (soil/water) SOIL Lab Sample ID: 0711008-004B

Sample wt/vol: 15 (g/mL) G Lab File ID: A\C37588.D

Level: (low/med) LOW Date Received: 09/21/07

% Moisture: 9.7 Decanted: (Y/N) N Date Extracted: 09/24/07

Concentrated Extract Volume: 1000 (µL) Date Analyzed: 09/28/07

Injection Volume: 2 (µL) Dilution Factor: 1.00

GPC Cleanup: (Y/N) N pH: 7.0 Extraction: (Type) PFEX

CAS NO.	COMPOUND	CONCENTRATION UNITS: (µg/L or µg/Kg) UG/KG	Q
108-95-2	Phenol	370	U
111-44-4	Bis(2-chloroethyl)ether	370	U
95-57-8	2-Chlorophenol	370	U
541-73-1	1,3-Dichlorobenzene	370	U
106-46-7	1,4-Dichlorobenzene	370	U
95-50-1	1,2-Dichlorobenzene	370	U
95-48-7	2-Methylphenol	370	U
108-60-1	2,2'-oxybis(1-chloropropane)	370	U
106-44-5	4-Methylphenol	370	U
621-64-7	N-Nitroso-di-n-propylamine	370	U
67-72-1	Hexachloroethane	370	U
98-95-3	Nitrobenzene	370	U
78-59-1	Isophorone	370	U
88-75-5	2-Nitrophenol	370	U
105-67-9	2,4-Dimethylphenol	370	U
111-91-1	Bis(2-chloroethoxy)methane	370	U
120-83-2	2,4-Dichlorophenol	370	U
120-82-1	1,2,4-Trichlorobenzene	370	U
91-20-3	Naphthalene	200	J
106-47-8	4-Chloroaniline	370	U
87-68-3	Hexachlorobutadiene	370	U
59-50-7	4-Chloro-3-methylphenol	370	U
91-57-6	2-Methylnaphthalene	150	J
77-47-4	Hexachlorocyclopentadiene	370	U
88-06-2	2,4,6-Trichlorophenol	370	U
95-95-4	2,4,5-Trichlorophenol	920	U
91-58-7	2-Chloronaphthalene	370	U
88-74-4	2-Nitroaniline	920	U
131-11-3	Dimethylphthalate	370	U
208-96-8	Acenaphthylene	78	J
606-20-2	2,6-Dinitrotoluene	370	U
99-09-2	3-Nitroaniline	920	U
83-32-9	Acenaphthene	370	U
51-28-5	2,4-Dinitrophenol	920	U
100-02-7	4-Nitrophenol	920	U
132-64-9	Dibenzofuran	370	U

PSS111 S55

1D

SEMIVOLATILE ORGANICS ANALYSIS DATA SHEET

EPA SAMPLE NO.

GPESB-3W-1

Lab Name: H2M LABS, INC. Contract: _____

Lab Code: 10478 Case No.: KEY-PSS SAS No.: _____ SDG No.: PSS111

Matrix: (soil/water) SOIL Lab Sample ID: 0711008-004B

Sample wt/vol: 15 (g/mL) G Lab File ID: A\C37588.D

Level: (low/med) LOW Date Received: 09/21/07

% Moisture: 9.7 Decanted: (Y/N) N Date Extracted: 09/24/07

Concentrated Extract Volume: 1000 (µL) Date Analyzed: 09/28/07

Injection Volume: 2 (µL) Dilution Factor: 1.00

GPC Cleanup: (Y/N) N pH: 7.0 Extraction: (Type) PFEX

CAS NO.	COMPOUND	CONCENTRATION UNITS: (µg/L or µg/Kg) UG/KG	Q
121-14-2	2,4-Dinitrotoluene	370	U
84-66-2	Diethylphthalate	120	J
7005-72-3	4-Chlorophenyl-phenylether	370	U
86-73-7	Fluorene	370	U
100-01-6	4-Nitroaniline	920	U
534-52-1	4,6-Dinitro-2-methylphenol	920	U
86-30-6	N-Nitrosodiphenylamine	370	U
101-55-3	4-Bromophenyl-phenylether	370	U
118-74-1	Hexachlorobenzene	370	U
87-86-5	Pentachlorophenol	920	U
85-01-8	Phenanthrene	490	
120-12-7	Anthracene	75	J
86-74-8	Carbazole	370	U
84-74-2	Di-n-butyl phthalate	370	U
206-44-0	Fluoranthene	430	
129-00-0	Pyrene	410	
85-68-7	Butyl benzyl phthalate	370	U
91-94-1	3,3'-Dichlorobenzidine	370	U
56-55-3	Benzo(a)anthracene	220	J
218-01-9	Chrysene	490	
117-81-7	Bis(2-ethylhexyl)phthalate	370	U
117-84-0	Di-n-octyl phthalate	97	J
205-99-2	Benzo(b)fluoranthene	280	J
207-08-9	Benzo(k)fluoranthene	140	J
50-32-8	Benzo(a)pyrene	170	J
193-39-5	Indeno(1,2,3-cd)pyrene	79	J
53-70-3	Dibenzo(a,h)anthracene	370	U
191-24-2	Benzo(g,h,i)perylene	100	J

(1) Cannot be separated from Diphenylamine

PSS111 S56

1G

SEMIVOLATILE ORGANICS ANALYSIS DATA SHEET
TENTATIVELY IDENTIFIED COMPOUNDS

EPA SAMPLE NO.

GPESB-3W-1

Lab Name: H2M LABS, INC. Contract: _____

Lab Code: 10478 Case No.: KEY-PSS SAS No.: _____ SDG No.: PSS111

Matrix: (soil/water) SOIL Lab Sample ID: 0711008-004B

Sample wt/vol: 15 (g/mL) G Lab File ID: A\C37588.D

Level: (low/med) LOW Date Received: 09/21/07

% Moisture: 9.7 Decanted:(Y/N) N Date Extracted: 09/24/07

Concentrated Extract Volume: 1000 (µl) Date Analyzed: 09/28/07

Injection Volume: 2 (µl) Dilution Factor: 1.00

GPC Cleanup: (Y/N) N pH: 7.0 Extraction: (Type) PFEX

Number TICs found: 16

CONCENTRATION UNITS:
(µg/L or µg/Kg) UG/KG

CAS NUMBER	COMPOUND NAME	RT	EST.CONC.	Q
1. 141-79-7	3-Penten-2-one, 4-methyl-	3.60	420	AJN
2. 4161-60-8	2-Pentanone, 4-hydroxy-	3.79	270	AJN
3. 123-42-2	2-Pentanone, 4-hydroxy-4-methyl-	3.98	29000	AJN
4.	C3 Substituted benzene	4.53	7500	J
5.	(DEL) Alkane: Branched (11.27)	11.27	180	J
6.	(DEL) Alkane: Branched	12.22	360	J
7.	unknown (13.27)	13.27	270	J
8.	unknown (13.46)	13.46	210	J
9.	(DEL) Alkane: Branched (13.54)	13.54	280	J
10.	unknown PNA (13.68)	13.68	320	J
11.	unknown PNA (13.71)	13.71	490	J
12.	unknown PNA (13.8)	13.80	240	J
13.	unknown PNA (13.83)	13.83	220	J
14.	unknown PNA (14.03)	14.03	480	J
15.	unknown PNA (14.31)	14.31	380	J
16.	unknown PNA (14.51)	14.51	180	J
17.	unknown PNA (14.97)	14.97	180	J
18.	(DEL) Alkane: Branched+unknown	15.32	220	J
19.	unknown (15.41)	15.41	180	J
20.	unknown (15.82)	15.82	240	J
21.	(DEL) Alkane: Straight-Chain+unknow	16.08	270	J
22. 192-97-2	Benzo(e)pyrene	16.91	280	JN

PSS111 S57

1E

PESTICIDE ORGANICS ANALYSIS DATA SHEET

EPA SAMPLE NO.

GPESB-3W-1

Lab Name: H2M LABS, INC. Contract: _____

Lab Code: 10478 Case No.: KEY-PSS SAS No.: _____ SDG No.: PSS111

Matrix: (soil/water) SOIL Lab Sample ID: 0711008-004B

Sample wt/vol: 15 (g/mL) G Lab File ID: a00285.raw

% Moisture: 9.7 Decanted: (Y/N) N Date Received: 09/21/07

Extraction: (Type) PFEX Date Extracted: 09/24/07

Concentrated Extract Volume: 5000 (uL) Date Analyzed: 10/17/07

Injection Volume: 0.5 (uL) Dilution Factor: 1.00

GPC Cleanup: (Y/N) N pH: 7.0 Sulfur Cleanup: (Y/N) Y

CAS NO	COMPOUND	CONCENTRATION UNITS: (µg/L or µg/Kg) UG/KG	Q
12674-11-2	Aroclor 1016	37	U
11104-28-2	Aroclor 1221	74	U
11141-16-5	Aroclor 1232	37	U
53469-21-9	Aroclor 1242	37	U
12672-29-6	Aroclor 1248	37	U
11097-69-1	Aroclor 1254	37	U
11096-82-5	Aroclor 1260	37	U

PSS111 S58

U.S. EPA - CLP

1

INORGANIC ANALYSIS DATA SHEET

EPA SAMPLE NO

GPESB-3W-I

Lab Name: H2M LABS, INC.

Lab Code: 10478 Case No. SAS No.: SDG No.: PSS111

Matrix (soil/water): SOIL Lab Sample ID: 0711008-004

Level (low/med): LOW Date Received: 9/21/2007

% Solids: 90.3

Concentration Units (ug/L or mg/kg dry weight): MG/KG

CAS No.	Analyte	Concentration	C	Q	M
7440-38-2	Arsenic	13.5		N*	P
7440-39-3	Barium	79.8		*	P
7440-43-9	Cadmium	0.036	U		P
7440-47-3	Chromium	10.6		N*E	P
57-12-5	Cyanide	0.55	U	N	CA
7439-92-1	Lead	97.3		E	P
7439-97-6	Mercury	0.40		*	CV
7782-49-2	Selenium	2.1		N	P
7440-22-4	Silver	0.20	B	N	P

Color Before: BLACK Clarity Before: Texture: MEDIUM

Color After: BROWN Clarity After: CLEAR Artifacts:

Comments:

Date Reported: 10/18/07

PSS111 S59

1F

VOLATILE ORGANICS ANALYSIS DATA SHEET

TENTATIVELY IDENTIFIED COMPOUNDS

EPA SAMPLE NO.

GPESB-4-1

Lab Name: H2M LABS, INC. Contract: _____

Lab Code: 10478 Case No.: KEY-PSS SAS No.: _____ SDG No.: PSS111

Matrix: (soil/water) SOIL Lab Sample ID: 0711008-005A

Sample wt/vol: 5 (g/mL) G Lab File ID: 7\P37862.D

Level: (low/med) LOW Date Received: 09/21/07

% Moisture: not dec. 12 Date Analyzed: 09/26/07

GC Column: R-502.2 ID: .53 (mm) Dilution Factor: 1.00

Soil Extract Volume: (µl) Soil Aliquot Volume: 0 (µL)

CONCENTRATION UNITS:

Number TICs found: 0 (µg/L or µg/Kg) UG/KG

CAS NUMBER	COMPOUND NAME	RT	EST.CONC.	Q

PSS111 S61

1A

VOLATILE ORGANICS ANALYSIS DATA SHEET

EPA SAMPLE NO.

GPESB-5W-1

Lab Name: H2M LABS, INC. Contract: _____

Lab Code: 10478 Case No.: KEY-PSS SAS No.: _____ SDG No.: PSS111

Matrix: (soil/water) SOIL Lab Sample ID: 0711008-006A

Sample wt/vol: 5 (g/mL) G Lab File ID: 7\P37863.D

Level: (low/med) LOW Date Received: 09/21/07

% Moisture: not dec. 12.8 Date Analyzed: 09/26/07

GC Column: R-502.2 ID: .53 (mm) Dilution Factor: 1.00

Soil Extract Volume: _____ (µL) Soil Aliquot Volume _____ (µL)

CAS NO.	COMPOUND	CONCENTRATION UNITS: (µg/L or µg/Kg) UG/KG	Q
74-87-3	Chloromethane	11	U
74-83-9	Bromomethane	11	U
75-01-4	Vinyl chloride	11	U
75-00-3	Chloroethane	11	U
75-09-2	Methylene chloride	11	B
67-64-1	Acetone	11	U
75-35-4	1,1-Dichloroethene	11	U
75-15-0	Carbon disulfide	11	U
75-34-3	1,1-Dichloroethane	11	U
540-59-0	1,2-Dichloroethene (total)	11	U
67-66-3	Chloroform	11	U
107-06-2	1,2-Dichloroethane	11	U
78-93-3	2-Butanone	11	U
71-55-6	1,1,1-Trichloroethane	11	U
56-23-5	Carbon tetrachloride	11	U
75-27-4	Bromodichloromethane	11	U
78-87-5	1,2-Dichloropropane	11	U
10061-01-5	cis-1,3-Dichloropropene	11	U
79-01-6	Trichloroethene	11	U
124-48-1	Dibromochloromethane	11	U
79-00-5	1,1,2-Trichloroethane	11	U
71-43-2	Benzene	11	U
10061-02-6	trans-1,3-Dichloropropene	11	U
75-25-2	Bromoform	11	U
108-10-1	4-Methyl-2-pentanone	11	U
591-78-6	2-Hexanone	11	U
127-18-4	Tetrachloroethene	11	U
79-34-5	1,1,2,2-Tetrachloroethane	11	U
108-88-3	Toluene	11	U
108-90-7	Chlorobenzene	11	U
100-41-4	Ethylbenzene	11	U
100-42-5	Styrene	11	U
1330-20-7	Xylene (total)	11	U

PSS111 S67

1F

VOLATILE ORGANICS ANALYSIS DATA SHEET

TENTATIVELY IDENTIFIED COMPOUNDS

EPA SAMPLE NO.

GPESB-5W-1

Lab Name: H2M LABS, INC. Contract: _____

Lab Code: 10478 Case No.: KEY-PSS SAS No.: _____ SDG No.: PSS111

Matrix: (soil/water) SOIL Lab Sample ID: 0711008-006A

Sample wt/vol: 5 (g/mL) G Lab File ID: 7\P37863.D

Level: (low/med) LOW Date Received: 09/21/07

% Moisture: not dec. 12.8 Date Analyzed: 09/26/07

GC Column: R-502.2 ID: .53 (mm) Dilution Factor: 1.00

Soil Extract Volume: (µl) Soil Aliquot Volume: 0 (µL)

CONCENTRATION UNITS:

Number TICs found: 0 (µg/L or µg/Kg) UG/KG

CAS NUMBER	COMPOUND NAME	RT	EST.CONC.	Q

PSS111 S68

1C

SEMIVOLATILE ORGANICS ANALYSIS DATA SHEET

EPA SAMPLE NO.

GPESB-5W-1

Lab Name: H2M LABS, INC. Contract: _____

Lab Code: 10478 Case No.: KEY-PSS SAS No.: _____ SDG No.: PSS111

Matrix: (soil/water) SOIL Lab Sample ID: 0711008-006B

Sample wt/vol: 15 (g/mL) G Lab File ID: A\C37593.D

Level: (low/med) LOW Date Received: 09/21/07

% Moisture: 12.8 Decanted: (Y/N) N Date Extracted: 09/24/07

Concentrated Extract Volume: 1000 (µL) Date Analyzed: 09/28/07

Injection Volume: 2 (µL) Dilution Factor: 1.00

GPC Cleanup: (Y/N) N pH: 7.0 Extraction: (Type) PFEX

CAS NO.	COMPOUND	CONCENTRATION UNITS: (µg/L or µg/Kg) UG/KG	Q
108-95-2	Phenol	380	U
111-44-4	Bis(2-chloroethyl)ether	380	U
95-57-8	2-Chlorophenol	380	U
541-73-1	1,3-Dichlorobenzene	380	U
106-46-7	1,4-Dichlorobenzene	380	U
95-50-1	1,2-Dichlorobenzene	380	U
95-48-7	2-Methylphenol	380	U
108-60-1	2,2'-oxybis(1-chloropropane)	380	U
106-44-5	4-Methylphenol	380	U
621-64-7	N-Nitroso-di-n-propylamine	380	U
67-72-1	Hexachloroethane	380	U
98-95-3	Nitrobenzene	380	U
78-59-1	Isophorone	380	U
88-75-5	2-Nitrophenol	380	U
105-67-9	2,4-Dimethylphenol	380	U
111-91-1	Bis(2-chloroethoxy)methane	380	U
120-83-2	2,4-Dichlorophenol	380	U
120-82-1	1,2,4-Trichlorobenzene	380	U
91-20-3	Naphthalene	240	J
106-47-8	4-Chloroaniline	380	U
87-68-3	Hexachlorobutadiene	380	U
59-50-7	4-Chloro-3-methylphenol	380	U
91-57-6	2-Methylnaphthalene	110	J
77-47-4	Hexachlorocyclopentadiene	380	U
88-06-2	2,4,6-Trichlorophenol	380	U
95-95-4	2,4,5-Trichlorophenol	950	U
91-58-7	2-Chloronaphthalene	380	U
88-74-4	2-Nitroaniline	950	U
131-11-3	Dimethylphthalate	380	U
208-96-8	Acenaphthylene	140	J
606-20-2	2,6-Dinitrotoluene	380	U
99-09-2	3-Nitroaniline	950	U
83-32-9	Acenaphthene	380	U
51-28-5	2,4-Dinitrophenol	950	U
100-02-7	4-Nitrophenol	950	U
132-64-9	Dibenzofuran	380	U

PSS111 S69

1D

SEMIVOLATILE ORGANICS ANALYSIS DATA SHEET

EPA SAMPLE NO.

GPESB-5W-1

Lab Name: H2M LABS, INC. Contract: _____

Lab Code: 10478 Case No.: KEY-PSS SAS No.: _____ SDG No.: PSS111

Matrix: (soil/water) SOIL Lab Sample ID: 0711008-006B

Sample wt/vol: 15 (g/mL) G Lab File ID: A\C37593.D

Level: (low/med) LOW Date Received: 09/21/07

% Moisture: 12.8 Decanted: (Y/N) N Date Extracted: 09/24/07

Concentrated Extract Volume: 1000 (µL) Date Analyzed: 09/28/07

Injection Volume: 2 (µL) Dilution Factor: 1.00

GPC Cleanup: (Y/N) N pH: 7.0 Extraction: (Type) PFEX

CAS NO.	COMPOUND	CONCENTRATION UNITS: (µg/L or µg/Kg) UG/KG	Q
121-14-2	2,4-Dinitrotoluene	380	U
84-66-2	Diethylphthalate	140	J
7005-72-3	4-Chlorophenyl-phenylether	380	U
86-73-7	Fluorene	380	U
100-01-6	4-Nitroaniline	950	U
534-52-1	4,6-Dinitro-2-methylphenol	950	U
86-30-6	N-Nitrosodiphenylamine	380	U
101-55-3	4-Bromophenyl-phenylether	380	U
118-74-1	Hexachlorobenzene	380	U
87-86-5	Pentachlorophenol	950	U
85-01-8	Phenanthrene	130	J
120-12-7	Anthracene	380	U
86-74-8	Carbazole	380	U
84-74-2	Di-n-butyl phthalate	380	U
206-44-0	Fluoranthene	120	J
129-00-0	Pyrene	130	J
85-68-7	Butyl benzyl phthalate	380	U
91-94-1	3,3'-Dichlorobenzidine	380	U
56-55-3	Benzo(a)anthracene	140	J
218-01-9	Chrysene	200	J
117-81-7	Bis(2-ethylhexyl)phthalate	380	U
117-84-0	Di-n-octyl phthalate	380	U
205-99-2	Benzo(b)fluoranthene	190	J
207-08-9	Benzo(k)fluoranthene	380	U
50-32-8	Benzo(a)pyrene	380	U
193-39-5	Indeno(1,2,3-cd)pyrene	380	U
53-70-3	Dibenzo(a,h)anthracene	380	U
191-24-2	Benzo(g,h,i)perylene	380	U

(1) Cannot be separated from Diphenylamine

PSS111 S70

1G

SEMIVOLATILE ORGANICS ANALYSIS DATA SHEET
TENTATIVELY IDENTIFIED COMPOUNDS

EPA SAMPLE NO.

GPESB-5W-1

Lab Name: H2M LABS, INC. Contract: _____

Lab Code: 10478 Case No.: KEY-PSS SAS No.: _____ SDG No.: PSS111

Matrix: (soil/water) SOIL Lab Sample ID: 0711008-006B

Sample wt/vol: 15 (g/mL) G Lab File ID: A\C37593.D

Level: (low/med) LOW Date Received: 09/21/07

% Moisture: 12.8 Decanted:(Y/N) N Date Extracted: 09/24/07

Concentrated Extract Volume: 1000 (µl) Date Analyzed: 09/28/07

Injection Volume: 2 (µl) Dilution Factor: 1.00

GPC Cleanup: (Y/N) N pH: 7.0 Extraction: (Type) PFEX

CONCENTRATION UNITS:

Number TICs found: 20 (µg/L or µg/Kg) UG/KG

CAS NUMBER	COMPOUND NAME	RT	EST.CONC.	Q
1. 141-79-7	3-Penten-2-one, 4-methyl-	3.60	370	AJN
2. 123-42-2	2-Pentanone, 4-hydroxy-4-methyl-	3.98	24000	AJN
3.	unknown (4.29)	4.29	3600	J
4.	C3 Substituted benzene	4.53	7800	J
5.	C3 Substituted benzene (5.17)	5.17	3500	J
6.	C3 Substituted benzene (5.61)	5.61	2900	J
7.	C4 Substituted benzene (5.91)	5.91	490	J
8.	C4 Substituted benzene (6.06)	6.06	2000	J
9.	C4 Substituted benzene (6.12)	6.12	1000	J
10.	unknown (6.41)	6.41	3600	J
11.	Methylindene isomer	6.67	1300	J
12.	C4 Substituted benzene (6.74)	6.74	2800	J
13.	C4 Substituted benzene (7.43)	7.43	2600	J
14.	C4 Substituted benzene (7.53)	7.53	2900	J
15.	unknown (7.92)	7.92	420	J
16.	unknown aromatic (8.43)	8.43	840	J
17.	unknown aromatic (8.62)	8.62	400	J
18.	unknown (8.65)	8.65	470	J
19.	unknown (8.83)	8.83	510	J
20.	unknown (9.2)	9.20	1400	J
21.	unknown (10.16)	10.16	470	J
22.	Substituted benzene (10.33)	10.33	370	J

PSS111 S71

1E

PESTICIDE ORGANICS ANALYSIS DATA SHEET

EPA SAMPLE NO.

GPESB-5W-1

Lab Name: H2M LABS, INC. Contract: _____

Lab Code: 10478 Case No.: KEY-PSS SAS No.: _____ SDG No.: PSS111

Matrix: (soil/water) SOIL Lab Sample ID: 0711008-006B

Sample wt/vol: 15 (g/mL) G Lab File ID: a00287.raw

% Moisture: 12.8 Decanted: (Y/N) N Date Received: 09/21/07

Extraction: (Type) PFEX Date Extracted: 09/24/07

Concentrated Extract Volume: 5000 (uL) Date Analyzed: 10/17/07

Injection Volume: 0.5 (uL) Dilution Factor: 1.00

GPC Cleanup: (Y/N) N pH: 7.0 Sulfur Cleanup: (Y/N) Y

CAS NO	COMPOUND	CONCENTRATION UNITS: (µg/L or µg/Kg) UG/KG	Q
12674-11-2	Aroclor 1016	300	U
11104-28-2	Aroclor 1221	610	U
11141-16-5	Aroclor 1232	300	U
53469-21-9	Aroclor 1242	300	U
12672-29-6	Aroclor 1248	300	U
11097-69-1	Aroclor 1254	300	U
11096-82-5	Aroclor 1260	300	U

PSS111 S72

U.S. EPA - CLP

1

INORGANIC ANALYSIS DATA SHEET

EPA SAMPLE NO

GPESB-5W-1

Lab Name: H2M LABS, INC.

Lab Code: 10478 Case No. SAS No.: SDG No.: PSS111

Matrix (soil/water): SOIL Lab Sample ID: 0711008-006

Level (low/med): LOW Date Received: 9/21/2007

% Solids: 87.2

Concentration Units (ug/L or mg/kg dry weight): MG/KG

CAS No.	Analyte	Concentration	C	Q	M
7440-38-2	Arsenic	4.9		N*	P
7440-39-3	Barium	56.5		*	P
7440-43-9	Cadmium	0.037	U		P
7440-47-3	Chromium	41.8		N*E	P
57-12-5	Cyanide	2.7		N	CA
7439-92-1	Lead	15.2		E	P
7439-97-6	Mercury	0.019	U	*	CV
7782-49-2	Selenium	0.27	U	N	P
7440-22-4	Silver	0.14	B	N	P

Color Before: BROWN Clarity Before: Texture: MEDIUM

Color After: COLORLESS Clarity After: CLEAR Artifacts:

Comments:

Date Reported: 10/18/07

PSS111 S73

1F

VOLATILE ORGANICS ANALYSIS DATA SHEET

TENTATIVELY IDENTIFIED COMPOUNDS

Lab Name: H2M LABS, INC. Contract: _____

Lab Code: 10478 Case No.: KEY-PSS SAS No.: _____ SDG No.: [illegible]

Matrix: (soil/water) SOIL Lab Sample ID: [illegible]

Sample wt/vol: 5 (g/mL) G Lab File ID: [illegible]

Level: (low/med) LOW Date Received: [illegible]

% Moisture: not dec. 10 Date Analyzed: [illegible]

GC Column: R-502.2 ID: .53 (mm) Dilution Factor: [illegible]

Soil Extract Volume: (µl) Soil Aliquot Volume: [illegible] (µl)

CONCENTRATION UNITS:

Number TICs found: 0 (µg/L or µg/Kg) UG/KG

CAS NUMBER	COMPOUND NAME	RT	EST. CONC.

FORM I VOA-TIC

PSS111 S75

1C

SEMIVOLATILE ORGANICS ANALYSIS DATA SHEET

EPA SAMPLE NO.

GPESB-6W-1RE

Lab Name: H2M LABS, INC. Contract: _____

Lab Code: 10478 Case No.: KEY-PSS SAS No.: _____ SDG No.: PSS111

Matrix: (soil/water) SOIL Lab Sample ID: 0711008-007BRE

Sample wt/vol: 15 (g/mL) G Lab File ID: A\C37614.D

Level: (low/med) LOW Date Received: 09/21/07

% Moisture: 10 Decanted: (Y/N) N Date Extracted: 09/24/07

Concentrated Extract Volume: 1000 (µL) Date Analyzed: 10/01/07

Injection Volume: 2 (µL) Dilution Factor: 1.00

GPC Cleanup: (Y/N) N pH: 7.0 Extraction: (Type) PFEX

Use initial run as qualified.

CONCENTRATION UNITS:

CAS NO.	COMPOUND	(µg/L or µg/Kg) UG/KG	Q
108-95-2	Phenol	370	U
111-44-4	Bis(2-chloroethyl)ether	370	U
95-57-8	2-Chlorophenol	370	U
541-73-1	1,3-Dichlorobenzene	370	U
106-46-7	1,4-Dichlorobenzene	370	U
95-50-1	1,2-Dichlorobenzene	370	U
95-48-7	2-Methylphenol	370	U
108-60-1	2,2'-oxybis(1-chloropropane)	370	U
106-44-5	4-Methylphenol	370	U
621-64-7	N-Nitroso-di-n-propylamine	370	U
67-72-1	Hexachloroethane	370	U
98-95-3	Nitrobenzene	370	U
78-59-1	Isophorone	370	U
88-75-5	2-Nitrophenol	370	U
105-67-9	2,4-Dimethylphenol	370	U
111-91-1	Bis(2-chloroethoxy)methane	370	U
120-83-2	2,4-Dichlorophenol	370	U
120-82-1	1,2,4-Trichlorobenzene	370	U
91-20-3	Naphthalene	2600	
106-47-8	4-Chloroaniline	370	U
87-68-3	Hexachlorobutadiene	370	U
59-50-7	4-Chloro-3-methylphenol	370	U
91-57-6	2-Methylnaphthalene	810	
77-47-4	Hexachlorocyclopentadiene	370	U
88-06-2	2,4,6-Trichlorophenol	370	U
95-95-4	2,4,5-Trichlorophenol	920	U
91-58-7	2-Chloronaphthalene	370	U
88-74-4	2-Nitroaniline	920	U
131-11-3	Dimethylphthalate	370	U
208-96-8	Acenaphthylene	220	J
606-20-2	2,6-Dinitrotoluene	370	U
99-09-2	3-Nitroaniline	920	U
83-32-9	Acenaphthene	370	U
51-28-5	2,4-Dinitrophenol	920	U
100-02-7	4-Nitrophenol	920	U
132-64-9	Dibenzofuran	86	J

PSS111 S79

1D

SEMIVOLATILE ORGANICS ANALYSIS DATA SHEET

EPA SAMPLE NO.

GPESB-6W-1RE

Lab Name: H2M LABS, INC. Contract: _____

Lab Code: 10478 Case No.: KEY-PSS SAS No.: _____ SDG No.: PSS111

Matrix: (soil/water) SOIL Lab Sample ID: 0711008-007BRE

Sample wt/vol: 15 (g/mL) G Lab File ID: A\C37614.D

Level: (low/med) LOW Date Received: 09/21/07

% Moisture: 10 Decanted: (Y/N) N Date Extracted: 09/24/07

Concentrated Extract Volume: 1000 (µL) Date Analyzed: 10/01/07

Injection Volume: 2 (µL) Dilution Factor: 1.00

GPC Cleanup: (Y/N) N pH: 7.0 Extraction: (Type) PFEX

CONCENTRATION UNITS:

CAS NO.	COMPOUND	(µg/L or µg/Kg) UG/KG	Q
121-14-2	2,4-Dinitrotoluene	370	U
84-66-2	Diethylphthalate	76	J
7005-72-3	4-Chlorophenyl-phenylether	370	U
86-73-7	Fluorene	370	U
100-01-6	4-Nitroaniline	920	U
534-52-1	4,6-Dinitro-2-methylphenol	920	U
86-30-6	N-Nitrosodiphenylamine	370	U
101-55-3	4-Bromophenyl-phenylether	370	U
118-74-1	Hexachlorobenzene	370	U
87-86-5	Pentachlorophenol	920	U
85-01-8	Phenanthrene	520	
120-12-7	Anthracene	370	U
86-74-8	Carbazole	370	U
84-74-2	Di-n-butyl phthalate	370	U
206-44-0	Fluoranthene	370	
129-00-0	Pyrene	310	J
85-68-7	Butyl benzyl phthalate	370	U
91-94-1	3,3'-Dichlorobenzidine	370	U
56-55-3	Benzo(a)anthracene	200	J
218-01-9	Chrysene	630	
117-81-7	Bis(2-ethylhexyl)phthalate	370	U
117-84-0	Di-n-octyl phthalate	370	U
205-99-2	Benzo(b)fluoranthene	460	
207-08-9	Benzo(k)fluoranthene	220	J
50-32-8	Benzo(a)pyrene	290	J
193-39-5	Indeno(1,2,3-cd)pyrene	86	J
53-70-3	Dibenzo(a,h)anthracene	370	U
191-24-2	Benzo(g,h,i)perylene	79	J

(1) Cannot be separated from Diphenylamine

PSS111 S80

1G

SEMIVOLATILE ORGANICS ANALYSIS DATA SHEET
TENTATIVELY IDENTIFIED COMPOUNDS

EPA SAMPLE NO.

GPESB-6W-1RE

Lab Name: H2M LABS, INC. Contract: _____

Lab Code: 10478 Case No.: KEY-PSS SAS No.: _____ SDG No.: PSS111

Matrix: (soil/water) SOIL Lab Sample ID: 0711008-007BRE

Sample wt/vol: 15 (g/mL) G Lab File ID: A\C37614.D

Level: (low/med) LOW Date Received: 09/21/07

% Moisture: 10 Decanted:(Y/N) N Date Extracted: 09/24/07

Concentrated Extract Volume: 1000 (µl) Date Analyzed: 10/01/07

Injection Volume: 2 (µl) Dilution Factor: 1.00

GPC Cleanup: (Y/N) N pH: 7.0 Extraction: (Type) PFEX

CONCENTRATION UNITS:

Number TICs found: 21 (µg/L or µg/Kg) UG/KG

CAS NUMBER	COMPOUND NAME	RT	EST.CONC.	Q
1. 123-42-2	2-Pentanone, 4-hydroxy-4-methyl-	3.96	31000	AJN
2.	unknown (4.27)	4.27	26000	J
3.	C3 Substituted benzene (4.5)	4.50	9000	J
4.	C3 Substituted benzene (5.13)	5.13	34000	J
5.	C3 Substituted benzene (5.17)	5.17	20000	J
6. 95-13-6	Indene (5.6)	5.60	16000	JN
7.	C4 Substituted benzene (5.88)	5.88	1500	J
8.	C4 Substituted benzene (6.05)	6.05	9400	J
9.	C4 Substituted benzene (6.1)	6.10	4500	J
10.	unknown (6.41)	6.41	15000	J
11.	C4 Substituted benzene (6.65)	6.65	2100	J
12.	C4 Substituted benzene (6.72)	6.72	4100	J
13.	C4 Substituted benzene (7.43)	7.43	9000	J
14.	C4 Substituted benzene (7.53)	7.53	11000	J
15. 119-65-3	Isoquinoline	7.94	2500	JN
16.	unknown aromatic (8.41)	8.41	2700	J
17.	unknown aromatic (8.63)	8.63	1500	J
18.	unknown aromatic (8.81)	8.81	3200	J
19.	unknown (8.89)	8.89	1600	J
20.	unknown (9.03)	9.03	1100	J
21.	unknown (9.18)	9.18	3900	J
22.	unknown PNA	9.82	1100	J

PSS111 S81

1A

VOLATILE ORGANICS ANALYSIS DATA SHEET

EPA SAMPLE NO.

GPESB-7-1

Lab Name: H2M LABS, INC. Contract: _____

Lab Code: 10478 Case No.: KEY-PSS SAS No.: _____ SDG No.: PSS111

Matrix: (soil/water) SOIL Lab Sample ID: 0711008-008A

Sample wt/vol: 5 (g/mL) G Lab File ID: 7\P37903.D

Level: (low/med) LOW Date Received: 09/21/07

% Moisture: not dec. 35 Date Analyzed: 10/01/07

GC Column: R-502.2 ID: .53 (mm) Dilution Factor: 1.00

Soil Extract Volume: _____ (µL) Soil Aliquot Volume _____ (µL)

CAS NO.	COMPOUND	CONCENTRATION UNITS: (µg/L or µg/Kg) UG/KG	Q
74-87-3	Chloromethane	15	U
74-83-9	Bromomethane	15	U
75-01-4	Vinyl chloride	15	U
75-00-3	Chloroethane	15	U
75-09-2	Methylene chloride	6	BJ
67-64-1	Acetone	15	U
75-35-4	1,1-Dichloroethene	15	U
75-15-0	Carbon disulfide	15	U
75-34-3	1,1-Dichloroethane	15	U
540-59-0	1,2-Dichloroethene (total)	15	U
67-66-3	Chloroform	15	U
107-06-2	1,2-Dichloroethane	15	U
78-93-3	2-Butanone	15	U
71-55-6	1,1,1-Trichloroethane	15	U
56-23-5	Carbon tetrachloride	15	U
75-27-4	Bromodichloromethane	15	U
78-87-5	1,2-Dichloropropane	15	U
10061-01-5	cis-1,3-Dichloropropene	15	U
79-01-6	Trichloroethene	15	U
124-48-1	Dibromochloromethane	15	U
79-00-5	1,1,2-Trichloroethane	15	U
71-43-2	Benzene	15	U
10061-02-6	trans-1,3-Dichloropropene	15	U
75-25-2	Bromoform	15	U
108-10-1	4-Methyl-2-pentanone	15	U
591-78-6	2-Hexanone	15	U
127-18-4	Tetrachloroethene	15	U
79-34-5	1,1,2,2-Tetrachloroethane	15	U
108-88-3	Toluene	15	U
108-90-7	Chlorobenzene	15	U
100-41-4	Ethylbenzene	15	U
100-42-5	Styrene	15	U
1330-20-7	Xylene (total)	15	U

PSS111 S84

1F

VOLATILE ORGANICS ANALYSIS DATA SHEET

TENTATIVELY IDENTIFIED COMPOUNDS

EPA SAMPLE NO.

GPESB-7-1

Lab Name: H2M LABS, INC. Contract: _____

Lab Code: 10478 Case No.: KEY-PSS SAS No.: _____ SDG No.: PSS111

Matrix: (soil/water) SOIL Lab Sample ID: 0711008-008A

Sample wt/vol: 5 (g/mL) G Lab File ID: 7\P37903.D

Level: (low/med) LOW Date Received: 09/21/07

% Moisture: not dec. 35 Date Analyzed: 10/01/07

GC Column: R-502.2 ID: .53 (mm) Dilution Factor: 1.00

Soil Extract Volume: (µl) Soil Aliquot Volume: 0 (µL)

CONCENTRATION UNITS:

Number TICs found: 0 (µg/L or µg/Kg) UG/KG

CAS NUMBER	COMPOUND NAME	RT	EST.CONC.	Q

PSS111 S85

1C

SEMIVOLATILE ORGANICS ANALYSIS DATA SHEET

EPA SAMPLE NO.

GPESB-7-1

Lab Name: H2M LABS, INC. Contract: _____

Lab Code: 10478 Case No.: KEY-PSS SAS No.: _____ SDG No.: PSS111

Matrix: (soil/water) SOIL Lab Sample ID: 0711008-008B

Sample wt/vol: 15 (g/mL) G Lab File ID: A\C37578.D

Level: (low/med) LOW Date Received: 09/21/07

% Moisture: 35 Decanted: (Y/N) N Date Extracted: 09/24/07

Concentrated Extract Volume: 1000 (µL) Date Analyzed: 09/28/07

Injection Volume: 2 (µL) Dilution Factor: 1.00

GPC Cleanup: (Y/N) N pH: 7.0 Extraction: (Type) PFEX

CAS NO.	COMPOUND	CONCENTRATION UNITS: (µg/L or µg/Kg) UG/KG	Q
108-95-2	Phenol	510	U
111-44-4	Bis(2-chloroethyl)ether	510	U
95-57-8	2-Chlorophenol	510	U
541-73-1	1,3-Dichlorobenzene	510	U
106-46-7	1,4-Dichlorobenzene	510	U
95-50-1	1,2-Dichlorobenzene	510	U
95-48-7	2-Methylphenol	510	U
108-60-1	2,2'-oxybis(1-chloropropane)	510	U
106-44-5	4-Methylphenol	510	U
621-64-7	N-Nitroso-di-n-propylamine	510	U
67-72-1	Hexachloroethane	510	U
98-95-3	Nitrobenzene	510	U
78-59-1	Isophorone	510	U
88-75-5	2-Nitrophenol	510	U
105-67-9	2,4-Dimethylphenol	510	U
111-91-1	Bis(2-chloroethoxy)methane	510	U
120-83-2	2,4-Dichlorophenol	510	U
120-82-1	1,2,4-Trichlorobenzene	510	U
91-20-3	Naphthalene	510	U
106-47-8	4-Chloroaniline	510	U
87-68-3	Hexachlorobutadiene	510	U
59-50-7	4-Chloro-3-methylphenol	510	U
91-57-6	2-Methylnaphthalene	510	U
77-47-4	Hexachlorocyclopentadiene	510	U
88-06-2	2,4,6-Trichlorophenol	510	U
95-95-4	2,4,5-Trichlorophenol	1300	U
91-58-7	2-Chloronaphthalene	510	U
88-74-4	2-Nitroaniline	1300	U
131-11-3	Dimethylphthalate	510	U
208-96-8	Acenaphthylene	510	U
606-20-2	2,6-Dinitrotoluene	510	U
99-09-2	3-Nitroaniline	1300	U
83-32-9	Acenaphthene	510	U
51-28-5	2,4-Dinitrophenol	1300	U
100-02-7	4-Nitrophenol	1300	U
132-64-9	Dibenzofuran	510	U

PSS111 S86

1D

SEMIVOLATILE ORGANICS ANALYSIS DATA SHEET

EPA SAMPLE NO.

GPESB-7-1

Lab Name: H2M LABS, INC. Contract: _____

Lab Code: 10478 Case No.: KEY-PSS SAS No.: _____ SDG No.: PSS111

Matrix: (soil/water) SOIL Lab Sample ID: 0711008-008B

Sample wt/vol: 15 (g/mL) G Lab File ID: A\C37578.D

Level: (low/med) LOW Date Received: 09/21/07

% Moisture: 35 Decanted: (Y/N) N Date Extracted: 09/24/07

Concentrated Extract Volume: 1000 (µL) Date Analyzed: 09/28/07

Injection Volume: 2 (µL) Dilution Factor: 1.00

GPC Cleanup: (Y/N) N pH: 7.0 Extraction: (Type) PFEX

CAS NO.	COMPOUND	CONCENTRATION UNITS: (µg/L or µg/Kg) UG/KG	Q
121-14-2	2,4-Dinitrotoluene	510	U
84-66-2	Diethylphthalate	510	U
7005-72-3	4-Chlorophenyl-phenylether	510	U
86-73-7	Fluorene	510	U
100-01-6	4-Nitroaniline	1300	U
534-52-1	4,6-Dinitro-2-methylphenol	1300	U
86-30-6	N-Nitrosodiphenylamine	510	U
101-55-3	4-Bromophenyl-phenylether	510	U
118-74-1	Hexachlorobenzene	510	U
87-86-5	Pentachlorophenol	1300	U
85-01-8	Phenanthrene	510	U
120-12-7	Anthracene	510	U
86-74-8	Carbazole	510	U
84-74-2	Di-n-butyl phthalate	510	U
206-44-0	Fluoranthene	150	J
129-00-0	Pyrene	150	J
85-68-7	Butyl benzyl phthalate	510	U
91-94-1	3,3'-Dichlorobenzidine	510	U
56-55-3	Benzo(a)anthracene	510	U
218-01-9	Chrysene	510	U
117-81-7	Bis(2-ethylhexyl)phthalate	510	U
117-84-0	Di-n-octyl phthalate	510	U
205-99-2	Benzo(b)fluoranthene	510	U
207-08-9	Benzo(k)fluoranthene	510	U
50-32-8	Benzo(a)pyrene	510	U
193-39-5	Indeno(1,2,3-cd)pyrene	510	U
53-70-3	Dibenzo(a,h)anthracene	510	U
191-24-2	Benzo(g,h,i)perylene	510	U

(1) Cannot be separated from Diphenylamine

PSS111 S87

1G

SEMIVOLATILE ORGANICS ANALYSIS DATA SHEET
TENTATIVELY IDENTIFIED COMPOUNDS

EPA SAMPLE NO.

GPESB-7-1

Lab Name: H2M LABS, INC. Contract: _____

Lab Code: 10478 Case No.: KEY-PSS SAS No.: _____ SDG No.: PSS111

Matrix: (soil/water) SOIL Lab Sample ID: 0711008-008B

Sample wt/vol: 15 (g/mL) G Lab File ID: A\C37578.D

Level: (low/med) LOW Date Received: 09/21/07

% Moisture: 35 Decanted:(Y/N) N Date Extracted: 09/24/07

Concentrated Extract Volume: 1000 (µl) Date Analyzed: 09/28/07

Injection Volume: 2 (µl) Dilution Factor: 1.00

GPC Cleanup: (Y/N) N pH: 7.0 Extraction: (Type) PFEX

CONCENTRATION UNITS:

Number TICs found: 2 (µg/L or µg/Kg) UG/KG

CAS NUMBER	COMPOUND NAME	RT	EST.CONC.	Q
1. 141-79-7	3-Penten-2-one, 4-methyl-	3.60	740	AJN
2. 4161-60-8	2-Pentanone, 4-hydroxy-	3.78	630	AJN
3. 123-42-2	2-Pentanone, 4-hydroxy-4-methyl-	3.98	30000	AJN
4.	C3 Substituted benzene	4.53	11000	J
5.	unknown	7.00	220	J

PSS111 S88

1E

PESTICIDE ORGANICS ANALYSIS DATA SHEET

EPA SAMPLE NO.

GPESB-7-1

Lab Name: H2M LABS, INC. Contract: _____

Lab Code: 10478 Case No.: KEY-PSS SAS No.: _____ SDG No.: PSS111

Matrix: (soil/water) SOIL Lab Sample ID: 0711008-008B

Sample wt/vol: 15 (g/mL) G Lab File ID: a00290.raw

% Moisture: 35 Decanted: (Y/N) N Date Received: 09/21/07

Extraction: (Type) PFEX Date Extracted: 09/24/07

Concentrated Extract Volume: 5000 (uL) Date Analyzed: 10/17/07

Injection Volume: 0.5 (uL) Dilution Factor: 1.00

GPC Cleanup: (Y/N) N pH: 7.0 Sulfur Cleanup: (Y/N) Y

CAS NO	COMPOUND	CONCENTRATION UNITS: (µg/L or µg/Kg) UG/KG	Q
12674-11-2	Aroclor 1016	51	U
11104-28-2	Aroclor 1221	100	U
11141-16-5	Aroclor 1232	51	U
53469-21-9	Aroclor 1242	51	U
12672-29-6	Aroclor 1248	51	U
11097-69-1	Aroclor 1254	51	U
11096-82-5	Aroclor 1260	51	U

PSS111 S89

U.S. EPA - CLP

1

INORGANIC ANALYSIS DATA SHEET

EPA SAMPLE NO

GPESB-7-1

Lab Name: H2M LABS, INC.

Lab Code: 10478 Case No. SAS No.: SDG No.: PSS111

Matrix (soil/water): SOIL Lab Sample ID: 0711008-008

Level (low/med): LOW Date Received: 9/21/2007

% Solids: 65.0

Concentration Units (ug/L or mg/kg dry weight): MG/KG

CAS No.	Analyte	Concentration	C	Q	M
7440-38-2	Arsenic	5.1		N*	P
7440-39-3	Barium	60.9		*	P
7440-43-9	Cadmium	0.050	U		P
7440-47-3	Chromium	57.8		N*E	P
57-12-5	Cyanide	1.8		N	CA
7439-92-1	Lead	35.8		E	P
7439-97-6	Mercury	0.25		*	CV
7782-49-2	Selenium	0.37	U	N	P
7440-22-4	Silver	0.20	B	N	P

Color Before: BROWN Clarity Before: Texture: MEDIUM

Color After: COLORLESS Clarity After: CLEAR Artifacts:

Comments:

Date Reported: 10/18/07

PSS111 S90

1A

VOLATILE ORGANICS ANALYSIS DATA SHEET

EPA SAMPLE NO.

GPESB-7-2

Lab Name: H2M LABS, INC. Contract: _____

Lab Code: 10478 Case No.: KEY-PSS SAS No.: _____ SDG No.: PSS111

Matrix: (soil/water) SOIL Lab Sample ID: 0711008-009A

Sample wt/vol: 5 (g/mL) G Lab File ID: 7\P37866.D

Level: (low/med) LOW Date Received: 09/21/07

% Moisture: not dec. 16.2 Date Analyzed: 09/26/07

GC Column: R-502.2 ID: .53 (mm) Dilution Factor: 1.00

Soil Extract Volume: _____ (µL) Soil Aliquot Volume _____ (µL)

CAS NO.	COMPOUND	CONCENTRATION UNITS: (µg/L or µg/Kg) UG/KG	Q
74-87-3	Chloromethane	12	U
74-83-9	Bromomethane	12	U
75-01-4	Vinyl chloride	12	U
75-00-3	Chloroethane	12	U
75-09-2	Methylene chloride	12	B
67-64-1	Acetone	12	U
75-35-4	1,1-Dichloroethene	12	U
75-15-0	Carbon disulfide	12	U
75-34-3	1,1-Dichloroethane	12	U
540-59-0	1,2-Dichloroethene (total)	12	U
67-66-3	Chloroform	12	U
107-06-2	1,2-Dichloroethane	12	U
78-93-3	2-Butanone	12	U
71-55-6	1,1,1-Trichloroethane	12	U
56-23-5	Carbon tetrachloride	12	U
75-27-4	Bromodichloromethane	12	U
78-87-5	1,2-Dichloropropane	12	U
10061-01-5	cis-1,3-Dichloropropene	12	U
79-01-6	Trichloroethene	12	U
124-48-1	Dibromochloromethane	12	U
79-00-5	1,1,2-Trichloroethane	12	U
71-43-2	Benzene	12	U
10061-02-6	trans-1,3-Dichloropropene	12	U
75-25-2	Bromoform	12	U
108-10-1	4-Methyl-2-pentanone	12	U
591-78-6	2-Hexanone	12	U
127-18-4	Tetrachloroethene	12	U
79-34-5	1,1,2,2-Tetrachloroethane	12	U
108-88-3	Toluene	12	U
108-90-7	Chlorobenzene	12	U
100-41-4	Ethylbenzene	12	U
100-42-5	Styrene	12	U
1330-20-7	Xylene (total)	12	U

PSS111 S91

1F

VOLATILE ORGANICS ANALYSIS DATA SHEET

TENTATIVELY IDENTIFIED COMPOUNDS

EPA SAMPLE NO.

GPESB-7-2

Lab Name: H2M LABS, INC. Contract: _____

Lab Code: 10478 Case No.: KEY-PSS SAS No.: _____ SDG No.: PSS111

Matrix: (soil/water) SOIL Lab Sample ID: 0711008-009A

Sample wt/vol: 5 (g/mL) G Lab File ID: 7\P37866.D

Level: (low/med) LOW Date Received: 09/21/07

% Moisture: not dec. 16.2 Date Analyzed: 09/26/07

GC Column: R-502.2 ID: .53 (mm) Dilution Factor: 1.00

Soil Extract Volume: (µl) Soil Aliquot Volume: 0 (µL)

CONCENTRATION UNITS:

Number TICs found: 0 (µg/L or µg/Kg) UG/KG

CAS NUMBER	COMPOUND NAME	RT	EST.CONC.	Q

PSS111 S92

1C

SEMIVOLATILE ORGANICS ANALYSIS DATA SHEET

EPA SAMPLE NO.

GPESB-7-2

Lab Name: H2M LABS, INC. Contract: _____

Lab Code: 10478 Case No.: KEY-PSS SAS No.: _____ SDG No.: PSS111

Matrix: (soil/water) SOIL Lab Sample ID: 0711008-009B

Sample wt/vol: 15 (g/mL) G Lab File ID: A\C37647.D

Level: (low/med) LOW Date Received: 09/21/07

% Moisture: 16.2 Decanted: (Y/N) N Date Extracted: 09/24/07

Concentrated Extract Volume: 5000 (µL) Date Analyzed: 10/03/07

Injection Volume: 2 (µL) Dilution Factor: 1.00

GPC Cleanup: (Y/N) N pH: 7.0 Extraction: (Type) PFEX

CAS NO.	COMPOUND	CONCENTRATION UNITS: (µg/L or µg/Kg) UG/KG	Q
108-95-2	Phenol	2000	U
111-44-4	Bis(2-chloroethyl)ether	2000	U
95-57-8	2-Chlorophenol	2000	U
541-73-1	1,3-Dichlorobenzene	2000	U
106-46-7	1,4-Dichlorobenzene	2000	U
95-50-1	1,2-Dichlorobenzene	2000	U
95-48-7	2-Methylphenol	2000	U
108-60-1	2,2'-oxybis(1-chloropropane)	2000	U
106-44-5	4-Methylphenol	2000	U
621-64-7	N-Nitroso-di-n-propylamine	2000	U
67-72-1	Hexachloroethane	2000	U
98-95-3	Nitrobenzene	2000	U
78-59-1	Isophorone	2000	U
88-75-5	2-Nitrophenol	2000	U
105-67-9	2,4-Dimethylphenol	2000	U
111-91-1	Bis(2-chloroethoxy)methane	2000	U
120-83-2	2,4-Dichlorophenol	2000	U
120-82-1	1,2,4-Trichlorobenzene	2000	U
91-20-3	Naphthalene	580	J
106-47-8	4-Chloroaniline	2000	U
87-68-3	Hexachlorobutadiene	2000	U
59-50-7	4-Chloro-3-methylphenol	2000	U
91-57-6	2-Methylnaphthalene	2000	U
77-47-4	Hexachlorocyclopentadiene	2000	U
88-06-2	2,4,6-Trichlorophenol	2000	U
95-95-4	2,4,5-Trichlorophenol	5000	U
91-58-7	2-Chloronaphthalene	2000	U
88-74-4	2-Nitroaniline	5000	U
131-11-3	Dimethylphthalate	2000	U
208-96-8	Acenaphthylene	1200	J
606-20-2	2,6-Dinitrotoluene	2000	U
99-09-2	3-Nitroaniline	5000	U
83-32-9	Acenaphthene	2000	U
51-28-5	2,4-Dinitrophenol	5000	U
100-02-7	4-Nitrophenol	5000	U
132-64-9	Dibenzofuran	2000	U

PSS111 S93

1D

SEMIVOLATILE ORGANICS ANALYSIS DATA SHEET

EPA SAMPLE NO.

GPESB-7-2

Lab Name: H2M LABS, INC. Contract: _____

Lab Code: 10478 Case No.: KEY-PSS SAS No.: _____ SDG No.: PSS111

Matrix: (soil/water) SOIL Lab Sample ID: 0711008-009B

Sample wt/vol: 15 (g/mL) G Lab File ID: A\C37647.D

Level: (low/med) LOW Date Received: 09/21/07

% Moisture: 16.2 Decanted: (Y/N) N Date Extracted: 09/24/07

Concentrated Extract Volume: 5000 (µL) Date Analyzed: 10/03/07

Injection Volume: 2 (µL) Dilution Factor: 1.00

GPC Cleanup: (Y/N) N pH: 7.0 Extraction: (Type) PFEX

CAS NO.	COMPOUND	CONCENTRATION UNITS: (µg/L or µg/Kg) UG/KG	Q
121-14-2	2,4-Dinitrotoluene	2000	U
84-66-2	Diethylphthalate	2000	U
7005-72-3	4-Chlorophenyl-phenylether	2000	U
86-73-7	Fluorene	2000	U
100-01-6	4-Nitroaniline	5000	U
534-52-1	4,6-Dinitro-2-methylphenol	5000	U
86-30-6	N-Nitrosodiphenylamine	2000	U
101-55-3	4-Bromophenyl-phenylether	2000	U
118-74-1	Hexachlorobenzene	2000	U
87-86-5	Pentachlorophenol	5000	U
85-01-8	Phenanthrene	410	J
120-12-7	Anthracene	2000	U
86-74-8	Carbazole	2000	U
84-74-2	Di-n-butyl phthalate	2000	U
206-44-0	Fluoranthene	640	J
129-00-0	Pyrene	800	J
85-68-7	Butyl benzyl phthalate	2000	U
91-94-1	3,3'-Dichlorobenzidine	2000	U
56-55-3	Benzo(a)anthracene	730	J
218-01-9	Chrysene	870	J
117-81-7	Bis(2-ethylhexyl)phthalate	2000	U
117-84-0	Di-n-octyl phthalate	2000	U
205-99-2	Benzo(b)fluoranthene	750	J
207-08-9	Benzo(k)fluoranthene	2000	U
50-32-8	Benzo(a)pyrene	2000	U
193-39-5	Indeno(1,2,3-cd)pyrene	2000	U
53-70-3	Dibenzo(a,h)anthracene	2000	U
191-24-2	Benzo(g,h,i)perylene	2000	U

(1) Cannot be separated from Diphenylamine

PSS111 S94

1G

SEMIVOLATILE ORGANICS ANALYSIS DATA SHEET
TENTATIVELY IDENTIFIED COMPOUNDS

EPA SAMPLE NO.

GPESB-7-2

Lab Name: H2M LABS, INC. Contract: _____

Lab Code: 10478 Case No.: KEY-PSS SAS No.: _____ SDG No.: PSS111

Matrix: (soil/water) SOIL Lab Sample ID: 0711008-009B

Sample wt/vol: 15 (g/mL) G Lab File ID: A\C37647.D

Level: (low/med) LOW Date Received: 09/21/07

% Moisture: 16.2 Decanted:(Y/N) N Date Extracted: 09/24/07

Concentrated Extract Volume: 5000 (µl) Date Analyzed: 10/03/07

Injection Volume: 2 (µl) Dilution Factor: 1.00

GPC Cleanup: (Y/N) N pH: 7.0 Extraction: (Type) PFEX

CONCENTRATION UNITS:

Number TICs found: 20 (µg/L or µg/Kg) UG/KG

CAS NUMBER	COMPOUND NAME	RT	EST.CONC.	Q
1. 141-79-7	3-Penten-2-one, 4-methyl-	3.57	2700	AJN
2. 123-42-2	2-Pentanone, 4-hydroxy-4-methyl-	3.90	24000	AJN
3.	unknown (4.24)	4.24	9000	J
4.	C3 Substituted benzene (4.48)	4.48	8000	J
5. 98-83-9	C3 Substituted benzene (4.96)	4.96	1600	JN
6.	C3 Substituted benzene (5.12)	5.12	10000	J
7. 95-13-6	Indene	5.56	7000	JN
8.	C4 Substituted benzene (6.01)	6.01	6800	J
9.	C4 Substituted benzene (6.07)	6.07	3500	J
10.	C4 Substituted benzene (6.32)	6.32	3400	J
11.	unknown (6.35)	6.35	4100	J
12.	unknown (6.61)	6.61	3800	J
13.	C4 Substituted benzene (6.69)	6.69	8700	J
14.	Substituted benzene (7.37)	7.37	4200	J
15.	Substituted benzene (7.46)	7.46	5400	J
16.	Substituted benzene (8.2)	8.20	1500	J
17.	unknown (8.37)	8.37	1700	J
18.	Substituted benzene (9.13)	9.13	4800	J
19.	Substituted benzene (10.1)	10.10	2100	J
20.	Substituted benzene (10.26)	10.26	1800	J
21.	unknown (13.41)	13.41	1800	J
22.	unknown (14.32)	14.32	2100	J

PSS111 S95

1E

PESTICIDE ORGANICS ANALYSIS DATA SHEET

EPA SAMPLE NO.

GPESB-7-2

Lab Name: H2M LABS, INC. Contract: _____

Lab Code: 10478 Case No.: KEY-PSS SAS No.: _____ SDG No.: PSS111

Matrix: (soil/water) SOIL Lab Sample ID: 0711008-009B

Sample wt/vol: 15 (g/mL) G Lab File ID: a00291.raw

% Moisture: 16.2 Decanted: (Y/N) N Date Received: 09/21/07

Extraction: (Type) PFEX Date Extracted: 09/24/07

Concentrated Extract Volume: 5000 (uL) Date Analyzed: 10/17/07

Injection Volume: 0.5 (uL) Dilution Factor: 1.00

GPC Cleanup: (Y/N) N pH: 7.0 Sulfur Cleanup: (Y/N) Y

CAS NO	COMPOUND	CONCENTRATION UNITS: (µg/L or µg/Kg) UG/KG	Q
12674-11-2	Aroclor 1016	620	U
11104-28-2	Aroclor 1221	1200	U
11141-16-5	Aroclor 1232	620	U
53469-21-9	Aroclor 1242	620	U
12672-29-6	Aroclor 1248	620	U
11097-69-1	Aroclor 1254	620	U
11096-82-5	Aroclor 1260	620	U

PSS111 S96

U.S. EPA - CLP

1

INORGANIC ANALYSIS DATA SHEET

EPA SAMPLE NO

GPESB-7-2

Lab Name: H2M LABS, INC.

Lab Code: 10478 Case No. SAS No.: SDG No.: PSS111

Matrix (soil/water): SOIL Lab Sample ID: 0711008-009

Level (low/med): LOW Date Received: 9/21/2007

% Solids: 83.8

Concentration Units (ug/L or mg/kg dry weight): MG/KG

CAS No.	Analyte	Concentration	C	Q	M
7440-38-2	Arsenic	6.0		N*	P
7440-39-3	Barium	97.4		*	P
7440-43-9	Cadmium	0.039	U		P
7440-47-3	Chromium	6.3		N*E	P
57-12-5	Cyanide	1.5		N	CA
7439-92-1	Lead	134		E	P
7439-97-6	Mercury	0.71		*	CV
7782-49-2	Selenium	1.1		N	P
7440-22-4	Silver	0.30	B	N	P

Color Before: BLACK Clarity Before: Texture: COARSE

Color After: YELLOW Clarity After: CLEAR Artifacts:

Comments:

Date Reported: 10/18/07

PSS111 S97

1A

VOLATILE ORGANICS ANALYSIS DATA SHEET

EPA SAMPLE NO.

GPESB-7-3

Lab Name: H2M LABS, INC. Contract: _____

Lab Code: 10478 Case No.: KEY-PSS SAS No.: _____ SDG No.: PSS111

Matrix: (soil/water) SOIL Lab Sample ID: 0711008-010A

Sample wt/vol: 5 (g/mL) G Lab File ID: 7\P37867.D

Level: (low/med) LOW Date Received: 09/21/07

% Moisture: not dec. 18.2 Date Analyzed: 09/27/07

GC Column: R-502.2 ID: .53 (mm) Dilution Factor: 1.00

Soil Extract Volume: _____ (µL) Soil Aliquot Volume _____ (µL)

CAS NO.	COMPOUND	CONCENTRATION UNITS: (µg/L or µg/Kg) UG/KG	Q
74-87-3	Chloromethane	12	U
74-83-9	Bromomethane	12	U
75-01-4	Vinyl chloride	12	U
75-00-3	Chloroethane	12	U
75-09-2	Methylene chloride	15	B
67-64-1	Acetone	12	U
75-35-4	1,1-Dichloroethene	12	U
75-15-0	Carbon disulfide	12	U
75-34-3	1,1-Dichloroethane	12	U
540-59-0	1,2-Dichloroethene (total)	12	U
67-66-3	Chloroform	12	U
107-06-2	1,2-Dichloroethane	12	U
78-93-3	2-Butanone	12	U
71-55-6	1,1,1-Trichloroethane	12	U
56-23-5	Carbon tetrachloride	12	U
75-27-4	Bromodichloromethane	12	U
78-87-5	1,2-Dichloropropane	12	U
10061-01-5	cis-1,3-Dichloropropene	12	U
79-01-6	Trichloroethene	12	U
124-48-1	Dibromochloromethane	12	U
79-00-5	1,1,2-Trichloroethane	12	U
71-43-2	Benzene	12	U
10061-02-6	trans-1,3-Dichloropropene	12	U
75-25-2	Bromoform	12	U
108-10-1	4-Methyl-2-pentanone	12	U
591-78-6	2-Hexanone	12	U
127-18-4	Tetrachloroethene	12	U
79-34-5	1,1,2,2-Tetrachloroethane	12	U
108-88-3	Toluene	12	U
108-90-7	Chlorobenzene	12	U
100-41-4	Ethylbenzene	12	U
100-42-5	Styrene	12	U
1330-20-7	Xylene (total)	12	U

PSS111 S98

1F

VOLATILE ORGANICS ANALYSIS DATA SHEET

TENTATIVELY IDENTIFIED COMPOUNDS

EPA SAMPLE NO.

GPESB-7-3

Lab Name: H2M LABS, INC. Contract: _____

Lab Code: 10478 Case No.: KEY-PSS SAS No.: _____ SDG No.: PSS111

Matrix: (soil/water) SOIL Lab Sample ID: 0711008-010A

Sample wt/vol: 5 (g/mL) G Lab File ID: 7\P37867.D

Level: (low/med) LOW Date Received: 09/21/07

% Moisture: not dec. 18.2 Date Analyzed: 09/27/07

GC Column: R-502.2 ID: .53 (mm) Dilution Factor: 1.00

Soil Extract Volume: (µl) Soil Aliquot Volume: 0 (µL)

CONCENTRATION UNITS:

Number TICs found: 0 (µg/L or µg/Kg) UG/KG

CAS NUMBER	COMPOUND NAME	RT	EST.CONC.	Q

PSS111 S99

1C

SEMIVOLATILE ORGANICS ANALYSIS DATA SHEET

EPA SAMPLE NO.

GPESB-7-3

Lab Name: H2M LABS, INC. Contract: _____

Lab Code: 10478 Case No.: KEY-PSS SAS No.: _____ SDG No.: PSS111

Matrix: (soil/water) SOIL Lab Sample ID: 0711008-010B

Sample wt/vol: 15 (g/mL) G Lab File ID: A\C37587.D

Level: (low/med) LOW Date Received: 09/21/07

% Moisture: 18.2 Decanted: (Y/N) N Date Extracted: 09/24/07

Concentrated Extract Volume: 1000 (µL) Date Analyzed: 09/28/07

Injection Volume: 2 (µL) Dilution Factor: 1.00

GPC Cleanup: (Y/N) N pH: 6.0 Extraction: (Type) PFEX

CAS NO.	COMPOUND	CONCENTRATION UNITS: (µg/L or µg/Kg) UG/KG	Q
108-95-2	Phenol	400	U
111-44-4	Bis(2-chloroethyl)ether	400	U
95-57-8	2-Chlorophenol	400	U
541-73-1	1,3-Dichlorobenzene	400	U
106-46-7	1,4-Dichlorobenzene	400	U
95-50-1	1,2-Dichlorobenzene	400	U
95-48-7	2-Methylphenol	400	U
108-60-1	2,2'-oxybis(1-chloropropane)	400	U
106-44-5	4-Methylphenol	400	U
621-64-7	N-Nitroso-di-n-propylamine	400	U
67-72-1	Hexachloroethane	400	U
98-95-3	Nitrobenzene	400	U
78-59-1	Isophorone	400	U
88-75-5	2-Nitrophenol	400	U
105-67-9	2,4-Dimethylphenol	400	U
111-91-1	Bis(2-chloroethoxy)methane	400	U
120-83-2	2,4-Dichlorophenol	400	U
120-82-1	1,2,4-Trichlorobenzene	400	U
91-20-3	Naphthalene	400	U
106-47-8	4-Chloroaniline	400	U
87-68-3	Hexachlorobutadiene	400	U
59-50-7	4-Chloro-3-methylphenol	400	U
91-57-6	2-Methylnaphthalene	400	U
77-47-4	Hexachlorocyclopentadiene	400	U
88-06-2	2,4,6-Trichlorophenol	400	U
95-95-4	2,4,5-Trichlorophenol	1000	U
91-58-7	2-Chloronaphthalene	400	U
88-74-4	2-Nitroaniline	1000	U
131-11-3	Dimethylphthalate	400	U
208-96-8	Acenaphthylene	400	U
606-20-2	2,6-Dinitrotoluene	400	U
99-09-2	3-Nitroaniline	1000	U
83-32-9	Acenaphthene	400	U
51-28-5	2,4-Dinitrophenol	1000	U
100-02-7	4-Nitrophenol	1000	U
132-64-9	Dibenzofuran	400	U

PSS111 S100

1D

SEMIVOLATILE ORGANICS ANALYSIS DATA SHEET

EPA SAMPLE NO.

GPESB-7-3

Lab Name: H2M LABS, INC. Contract: _____

Lab Code: 10478 Case No.: KEY-PSS SAS No.: _____ SDG No.: PSS111

Matrix: (soil/water) SOIL Lab Sample ID: 0711008-010B

Sample wt/vol: 15 (g/mL) G Lab File ID: A\C37587.D

Level: (low/med) LOW Date Received: 09/21/07

% Moisture: 18.2 Decanted: (Y/N) N Date Extracted: 09/24/07

Concentrated Extract Volume: 1000 (µL) Date Analyzed: 09/28/07

Injection Volume: 2 (µL) Dilution Factor: 1.00

GPC Cleanup: (Y/N) N pH: 6.0 Extraction: (Type) PFEX

CAS NO.	COMPOUND	CONCENTRATION UNITS: (µg/L or µg/Kg) UG/KG	Q
121-14-2	2,4-Dinitrotoluene	400	U
84-66-2	Diethylphthalate	400	U
7005-72-3	4-Chlorophenyl-phenylether	400	U
86-73-7	Fluorene	400	U
100-01-6	4-Nitroaniline	1000	U
534-52-1	4,6-Dinitro-2-methylphenol	1000	U
86-30-6	N-Nitrosodiphenylamine	400	U
101-55-3	4-Bromophenyl-phenylether	400	U
118-74-1	Hexachlorobenzene	400	U
87-86-5	Pentachlorophenol	1000	U
85-01-8	Phenanthrene	1000	
120-12-7	Anthracene	330	J
86-74-8	Carbazole	95	J
84-74-2	Di-n-butyl phthalate	400	U
206-44-0	Fluoranthene	1600	
129-00-0	Pyrene	1400	
85-68-7	Butyl benzyl phthalate	400	U
91-94-1	3,3'-Dichlorobenzidine	400	U
56-55-3	Benzo(a)anthracene	870	
218-01-9	Chrysene	670	
117-81-7	Bis(2-ethylhexyl)phthalate	400	U
117-84-0	Di-n-octyl phthalate	400	U
205-99-2	Benzo(b)fluoranthene	580	
207-08-9	Benzo(k)fluoranthene	260	J
50-32-8	Benzo(a)pyrene	560	
193-39-5	Indeno(1,2,3-cd)pyrene	270	J
53-70-3	Dibenzo(a,h)anthracene	400	U
191-24-2	Benzo(g,h,i)perylene	260	J

(1) Cannot be separated from Diphenylamine

PSS111 S101

1G

EPA SAMPLE NO.

GPESB-7-3

SEMIVOLATILE ORGANICS ANALYSIS DATA SHEET
TENTATIVELY IDENTIFIED COMPOUNDS

Lab Name: H2M LABS, INC. Contract: _____

Lab Code: 10478 Case No.: KEY-PSS SAS No.: _____ SDG No.: PSS111

Matrix: (soil/water) SOIL Lab Sample ID: 0711008-010B

Sample wt/vol: 15 (g/mL) G Lab File ID: A\C37587.D

Level: (low/med) LOW Date Received: 09/21/07

% Moisture: 18.2 Decanted:(Y/N) N Date Extracted: 09/24/07

Concentrated Extract Volume: 1000 (µl) Date Analyzed: 09/28/07

Injection Volume: 2 (µl) Dilution Factor: 1.00

GPC Cleanup: (Y/N) N pH: 6.0 Extraction: (Type) PFEX

CONCENTRATION UNITS:

Number TICs found: 7 (µg/L or µg/Kg) UG/KG

CAS NUMBER	COMPOUND NAME	RT	EST.CONC.	Q
1. 141-79-7	3-Penten-2-one, 4-methyl-	3.60	500	AJN
2. 4161-60-8	2-Pentanone, 4-hydroxy-	3.78	280	AJN
3. 123-42-2	2-Pentanone, 4-hydroxy-4-methyl-	3.97	24000	AJN
4.	C3 Substituted benzene	4.53	8300	J
5.	unknown PNA (13.68)	13.68	160	J
6.	unknown PNA (13.71)	13.71	220	J
7.	unknown PNA (13.8)	13.80	240	J
8.	unknown PNA (14.03)	14.03	220	J
9.	unknown PNA (14.97)	14.97	180	J
10. 192-97-2	Benzo(e)pyrene	16.90	500	JN

PSS111 S102

1E

PESTICIDE ORGANICS ANALYSIS DATA SHEET

EPA SAMPLE NO.

GPESB-7-3

Lab Name: H2M LABS, INC. Contract: _____

Lab Code: 10478 Case No.: KEY-PSS SAS No.: _____ SDG No.: PSS111

Matrix: (soil/water) SOIL Lab Sample ID: 0711008-010B

Sample wt/vol: 15 (g/mL) G Lab File ID: a00296.raw

% Moisture: 18.2 Decanted: (Y/N) N Date Received: 09/21/07

Extraction: (Type) PFEX Date Extracted: 09/24/07

Concentrated Extract Volume: 5000 (uL) Date Analyzed: 10/17/07

Injection Volume: 0.5 (uL) Dilution Factor: 1.00

GPC Cleanup: (Y/N) N pH: 6.0 Sulfur Cleanup: (Y/N) Y

CAS NO	COMPOUND	CONCENTRATION UNITS: (µg/L or µg/Kg) UG/KG	Q
12674-11-2	Aroclor 1016	40	U
11104-28-2	Aroclor 1221	82	U
11141-16-5	Aroclor 1232	40	U
53469-21-9	Aroclor 1242	40	U
12672-29-6	Aroclor 1248	40	U
11097-69-1	Aroclor 1254	40	U
11096-82-5	Aroclor 1260	40	U

PSS111 S103

U.S. EPA - CLP

1

INORGANIC ANALYSIS DATA SHEET

EPA SAMPLE NO

GPESB-7-3

Lab Name: H2M LABS, INC.

Lab Code: 10478 Case No. SAS No.: SDG No.: PSS111

Matrix (soil/water): SOIL Lab Sample ID: 0711008-010

Level (low/med): LOW Date Received: 9/21/2007

% Solids: 81.8

Concentration Units (ug/L or mg/kg dry weight): MG/KG

CAS No.	Analyte	Concentration	C	Q	M
7440-38-2	Arsenic	4.2		N*	P
7440-39-3	Barium	76.8		*	P
7440-43-9	Cadmium	0.44	B		P
7440-47-3	Chromium	29.3		N*E	P
57-12-5	Cyanide	0.61	U	N	CA
7439-92-1	Lead	134		E	P
7439-97-6	Mercury	0.31		*	CV
7782-49-2	Selenium	0.29	U	N	P
7440-22-4	Silver	0.17	B	N	P

Color Before: BROWN Clarity Before: Texture: COARSE

Color After: YELLOW Clarity After: CLEAR Artifacts:

Comments:

Date Reported: 10/18/07

PSS111 S104

1A

VOLATILE ORGANICS ANALYSIS DATA SHEET

EPA SAMPLE NO.

GPESB-8W-1

Lab Name: H2M LABS, INC. Contract: _____

Lab Code: 10478 Case No.: KEY-PSS SAS No.: _____ SDG No.: PSS111

Matrix: (soil/water) SOIL Lab Sample ID: 0711008-011A

Sample wt/vol: 5 (g/mL) G Lab File ID: 7\P37904.D

Level: (low/med) LOW Date Received: 09/21/07

% Moisture: not dec. 15.3 Date Analyzed: 10/01/07

GC Column: R-502.2 ID: .53 (mm) Dilution Factor: 1.00

Soil Extract Volume: _____ (µL) Soil Aliquot Volume _____ (µL)

CAS NO.	COMPOUND	CONCENTRATION UNITS: (µg/L or µg/Kg) UG/KG	Q
74-87-3	Chloromethane	12	U
74-83-9	Bromomethane	12	U
75-01-4	Vinyl chloride	12	U
75-00-3	Chloroethane	12	U
75-09-2	Methylene chloride	4	BJ
67-64-1	Acetone	12	U
75-35-4	1,1-Dichloroethene	12	U
75-15-0	Carbon disulfide	12	U
75-34-3	1,1-Dichloroethane	12	U
540-59-0	1,2-Dichloroethene (total)	12	U
67-66-3	Chloroform	12	U
107-06-2	1,2-Dichloroethane	12	U
78-93-3	2-Butanone	12	U
71-55-6	1,1,1-Trichloroethane	12	U
56-23-5	Carbon tetrachloride	12	U
75-27-4	Bromodichloromethane	12	U
78-87-5	1,2-Dichloropropane	12	U
10061-01-5	cis-1,3-Dichloropropene	12	U
79-01-6	Trichloroethene	12	U
124-48-1	Dibromochloromethane	12	U
79-00-5	1,1,2-Trichloroethane	12	U
71-43-2	Benzene	12	U
10061-02-6	trans-1,3-Dichloropropene	12	U
75-25-2	Bromoform	12	U
108-10-1	4-Methyl-2-pentanone	12	U
591-78-6	2-Hexanone	12	U
127-18-4	Tetrachloroethene	12	U
79-34-5	1,1,2,2-Tetrachloroethane	12	U
108-88-3	Toluene	12	U
108-90-7	Chlorobenzene	12	U
100-41-4	Ethylbenzene	12	U
100-42-5	Styrene	12	U
1330-20-7	Xylene (total)	12	U

PSS111 S105

1F

VOLATILE ORGANICS ANALYSIS DATA SHEET

TENTATIVELY IDENTIFIED COMPOUNDS

EPA SAMPLE NO.

GPESB-8W-1

Lab Name: H2M LABS, INC. Contract: _____

Lab Code: 10478 Case No.: KEY-PSS SAS No.: _____ SDG No.: PSS111

Matrix: (soil/water) SOIL Lab Sample ID: 0711008-011A

Sample wt/vol: 5 (g/mL) G Lab File ID: 7\P37904.D

Level: (low/med) LOW Date Received: 09/21/07

% Moisture: not dec. 15.3 Date Analyzed: 10/01/07

GC Column: R-502.2 ID: .53 (mm) Dilution Factor: 1.00

Soil Extract Volume: (µl) Soil Aliquot Volume: 0 (µL)

CONCENTRATION UNITS:

Number TICs found: 0 (µg/L or µg/Kg) UG/KG

CAS NUMBER	COMPOUND NAME	RT	EST.CONC.	Q

PSS111 S106

1C

SEMIVOLATILE ORGANICS ANALYSIS DATA SHEET

EPA SAMPLE NO.

GPESB-8W-1

Lab Name: H2M LABS, INC. Contract: _____

Lab Code: 10478 Case No.: KEY-PSS SAS No.: _____ SDG No.: PSS111

Matrix: (soil/water) SOIL Lab Sample ID: 0711008-011B

Sample wt/vol: 15 (g/mL) G Lab File ID: A\C37616.D

Level: (low/med) LOW Date Received: 09/21/07

% Moisture: 15.3 Decanted: (Y/N) N Date Extracted: 09/24/07

Concentrated Extract Volume: 1000 (µL) Date Analyzed: 10/01/07

Injection Volume: 2 (µL) Dilution Factor: 1.00

GPC Cleanup: (Y/N) N pH: 7.0 Extraction: (Type) PFEX

CAS NO.	COMPOUND	CONCENTRATION UNITS: (µg/L or µg/Kg) UG/KG	Q
108-95-2	Phenol	390	U
111-44-4	Bis(2-chloroethyl)ether	390	U
95-57-8	2-Chlorophenol	390	U
541-73-1	1,3-Dichlorobenzene	390	U
106-46-7	1,4-Dichlorobenzene	390	U
95-50-1	1,2-Dichlorobenzene	390	U
95-48-7	2-Methylphenol	390	U
108-60-1	2,2'-oxybis(1-chloropropane)	390	U
106-44-5	4-Methylphenol	390	U
621-64-7	N-Nitroso-di-n-propylamine	390	U
67-72-1	Hexachloroethane	390	U
98-95-3	Nitrobenzene	390	U
78-59-1	Isophorone	390	U
88-75-5	2-Nitrophenol	390	U
105-67-9	2,4-Dimethylphenol	390	U
111-91-1	Bis(2-chloroethoxy)methane	390	U
120-83-2	2,4-Dichlorophenol	390	U
120-82-1	1,2,4-Trichlorobenzene	390	U
91-20-3	Naphthalene	100	J
106-47-8	4-Chloroaniline	390	U
87-68-3	Hexachlorobutadiene	390	U
59-50-7	4-Chloro-3-methylphenol	390	U
91-57-6	2-Methylnaphthalene	94	J
77-47-4	Hexachlorocyclopentadiene	390	U
88-06-2	2,4,6-Trichlorophenol	390	U
95-95-4	2,4,5-Trichlorophenol	980	U
91-58-7	2-Chloronaphthalene	390	U
88-74-4	2-Nitroaniline	980	U
131-11-3	Dimethylphthalate	390	U
208-96-8	Acenaphthylene	100	J
606-20-2	2,6-Dinitrotoluene	390	U
99-09-2	3-Nitroaniline	980	U
83-32-9	Acenaphthene	98	J
51-28-5	2,4-Dinitrophenol	980	U
100-02-7	4-Nitrophenol	980	U
132-64-9	Dibenzofuran	390	U

PSS111 S107

1D

SEMIVOLATILE ORGANICS ANALYSIS DATA SHEET

EPA SAMPLE NO.

GPESB-8W-1

Lab Name: H2M LABS, INC. Contract: _____

Lab Code: 10478 Case No.: KEY-PSS SAS No.: _____ SDG No.: PSS111

Matrix: (soil/water) SOIL Lab Sample ID: 0711008-011B

Sample wt/vol: 15 (g/mL) G Lab File ID: A\C37616.D

Level: (low/med) LOW Date Received: 09/21/07

% Moisture: 15.3 Decanted: (Y/N) N Date Extracted: 09/24/07

Concentrated Extract Volume: 1000 (µL) Date Analyzed: 10/01/07

Injection Volume: 2 (µL) Dilution Factor: 1.00

GPC Cleanup: (Y/N) N pH: 7.0 Extraction: (Type) PFEX

CAS NO.	COMPOUND	CONCENTRATION UNITS: (µg/L or µg/Kg) UG/KG	Q
121-14-2	2,4-Dinitrotoluene	390	U
84-66-2	Diethylphthalate	97	J
7005-72-3	4-Chlorophenyl-phenylether	390	U
86-73-7	Fluorene	92	J
100-01-6	4-Nitroaniline	980	U
534-52-1	4,6-Dinitro-2-methylphenol	980	U
86-30-6	N-Nitrosodiphenylamine	390	U
101-55-3	4-Bromophenyl-phenylether	390	U
118-74-1	Hexachlorobenzene	390	U
87-86-5	Pentachlorophenol	980	U
85-01-8	Phenanthrene	1200	
120-12-7	Anthracene	240	J
86-74-8	Carbazole	390	U
84-74-2	Di-n-butyl phthalate	120	J
206-44-0	Fluoranthene	1600	
129-00-0	Pyrene	2300	
85-68-7	Butyl benzyl phthalate	220	J
91-94-1	3,3'-Dichlorobenzidine	390	U
56-55-3	Benzo(a)anthracene	790	
218-01-9	Chrysene	890	
117-81-7	Bis(2-ethylhexyl)phthalate	320	J
117-84-0	Di-n-octyl phthalate	390	U
205-99-2	Benzo(b)fluoranthene	740	
207-08-9	Benzo(k)fluoranthene	400	
50-32-8	Benzo(a)pyrene	500	
193-39-5	Indeno(1,2,3-cd)pyrene	140	J
53-70-3	Dibenzo(a,h)anthracene	390	U
191-24-2	Benzo(g,h,i)perylene	140	J

(1) Cannot be separated from Diphenylamine

PSS111 S108

1G

SEMIVOLATILE ORGANICS ANALYSIS DATA SHEET
TENTATIVELY IDENTIFIED COMPOUNDS

EPA SAMPLE NO.

GPESB-8W-1

Lab Name: H2M LABS, INC. Contract: _____

Lab Code: 10478 Case No.: KEY-PSS SAS No.: _____ SDG No.: PSS111

Matrix: (soil/water) SOIL Lab Sample ID: 0711008-011B

Sample wt/vol: 15 (g/mL) G Lab File ID: A\C37616.D

Level: (low/med) LOW Date Received: 09/21/07

% Moisture: 15.3 Decanted:(Y/N) N Date Extracted: 09/24/07

Concentrated Extract Volume: 1000 (µl) Date Analyzed: 10/01/07

Injection Volume: 2 (µl) Dilution Factor: 1.00

GPC Cleanup: (Y/N) N pH: 7.0 Extraction: (Type) PFEX

CONCENTRATION UNITS:

Number TICs found: 18 (µg/L or µg/Kg) UG/KG

CAS NUMBER	COMPOUND NAME	RT	EST.CONC.	Q
1. 141-79-7	3-Penten-2-one, 4-methyl-	3.58	330	AJN
2. 4161-60-8	2-Pentanone, 4-hydroxy-	3.74	330	AJN
3. 123-42-2	2-Pentanone, 4-hydroxy-4-methyl-	3.94	20000	AJN
4.	C3 Substituted benzene	4.49	6500	J
5.	unknown (6.06)	6.06	280	J
6.	unknown PNA (13.66)	13.66	430	J
7.	unknown PNA (13.69)	13.69	370	J
8. 84-65-1	9,10-Anthracenedione	14.03	420	JN
9.	unknown PNA (14.96)	14.96	280	J
10.	unknown (16.47)	16.47	530	J
11.	unknown (16.72)	16.72	720	J
12. 192-97-2	Benzo(e)pyrene	16.90	320	JN
13.	unknown (17.1)	17.10	350	J
14.	unknown (17.26)	17.26	670	J
15.	(DEL) Alkane: Branched	17.32	1100	J
16.	unknown (17.57)	17.57	1100	J
17.	unknown (17.95)	17.95	990	J
18.	unknown (18.22)	18.22	390	J
19.	unknown (18.37)	18.37	340	J
20.	unknown (18.43)	18.43	620	J
21.	unknown (18.51)	18.51	610	J
22.	unknown (18.87)	18.87	530	J

PSS111 S109

1C

SEMIVOLATILE ORGANICS ANALYSIS DATA SHEET

EPA SAMPLE NO.

GPESB-8W-1RE

Lab Name: H2M LABS, INC. Contract: _____

Lab Code: 10478 Case No.: KEY-PSS SAS No.: _____ SDG No.: PSS111

Matrix: (soil/water) SOIL Lab Sample ID: 0711008-011BRE

Sample wt/vol: 15 (g/mL) G Lab File ID: A\C37648.D

Level: (low/med) LOW Date Received: 09/21/07

% Moisture: 15.3 Decanted: (Y/N) N Date Extracted: 09/24/07

Concentrated Extract Volume: 1000 (µL) Date Analyzed: 10/03/07

Injection Volume: 2 (µL) Dilution Factor: 1.00

GPC Cleanup: (Y/N) N pH: 7.0 Extraction: (Type) PFEX

CAS NO.	COMPOUND	CONCENTRATION UNITS: (µg/L or µg/Kg) UG/KG	Q
108-95-2	Phenol	390	U
111-44-4	Bis(2-chloroethyl)ether	390	U
95-57-8	2-Chlorophenol	390	U
541-73-1	1,3-Dichlorobenzene	390	U
106-46-7	1,4-Dichlorobenzene	390	U
95-50-1	1,2-Dichlorobenzene	390	U
95-48-7	2-Methylphenol	390	U
108-60-1	2,2'-oxybis(1-chloropropane)	390	U
106-44-5	4-Methylphenol	390	U
621-64-7	N-Nitroso-di-n-propylamine	390	U
67-72-1	Hexachloroethane	390	U
98-95-3	Nitrobenzene	390	U
78-59-1	Isophorone	390	U
88-75-5	2-Nitrophenol	390	U
105-67-9	2,4-Dimethylphenol	390	U
111-91-1	Bis(2-chloroethoxy)methane	390	U
120-83-2	2,4-Dichlorophenol	390	U
120-82-1	1,2,4-Trichlorobenzene	390	U
91-20-3	Naphthalene	85	J
106-47-8	4-Chloroaniline	390	U
87-68-3	Hexachlorobutadiene	390	U
59-50-7	4-Chloro-3-methylphenol	390	U
91-57-6	2-Methylnaphthalene	89	J
77-47-4	Hexachlorocyclopentadiene	390	U
88-06-2	2,4,6-Trichlorophenol	390	U
95-95-4	2,4,5-Trichlorophenol	980	U
91-58-7	2-Chloronaphthalene	390	U
88-74-4	2-Nitroaniline	980	U
131-11-3	Dimethylphthalate	390	U
208-96-8	Acenaphthylene	110	J
606-20-2	2,6-Dinitrotoluene	390	U
99-09-2	3-Nitroaniline	980	U
83-32-9	Acenaphthene	93	J
51-28-5	2,4-Dinitrophenol	980	U
100-02-7	4-Nitrophenol	980	U
132-64-9	Dibenzofuran	390	U

PSS111 S110

1D

SEMIVOLATILE ORGANICS ANALYSIS DATA SHEET

EPA SAMPLE NO.

GPESB-8W-1RE

Lab Name: H2M LABS, INC. Contract: _____

Lab Code: 10478 Case No.: KEY-PSS SAS No.: _____ SDG No.: PSS111

Matrix: (soil/water) SOIL Lab Sample ID: 0711008-011BRE

Sample wt/vol: 15 (g/mL) G Lab File ID: A\C37648.D

Level: (low/med) LOW Date Received: 09/21/07

% Moisture: 15.3 Decanted: (Y/N) N Date Extracted: 09/24/07

Concentrated Extract Volume: 1000 (µL) Date Analyzed: 10/03/07

Injection Volume: 2 (µL) Dilution Factor: 1.00

GPC Cleanup: (Y/N) N pH: 7.0 Extraction: (Type) PFEX

CAS NO.	COMPOUND	CONCENTRATION UNITS: (µg/L or µg/Kg) UG/KG	Q
121-14-2	2,4-Dinitrotoluene	390	U
84-66-2	Diethylphthalate	100	J
7005-72-3	4-Chlorophenyl-phenylether	390	U
86-73-7	Fluorene	100	J
100-01-6	4-Nitroaniline	980	U
534-52-1	4,6-Dinitro-2-methylphenol	980	U
86-30-6	N-Nitrosodiphenylamine	390	U
101-55-3	4-Bromophenyl-phenylether	390	U
118-74-1	Hexachlorobenzene	390	U
87-86-5	Pentachlorophenol	980	U
85-01-8	Phenanthrene	1200	
120-12-7	Anthracene	250	J
86-74-8	Carbazole	390	U
84-74-2	Di-n-butyl phthalate	120	J
206-44-0	Fluoranthene	1700	
129-00-0	Pyrene	1800	
85-68-7	Butyl benzyl phthalate	160	J
91-94-1	3,3'-Dichlorobenzidine	390	U
56-55-3	Benzo(a)anthracene	860	
218-01-9	Chrysene	850	
117-81-7	Bis(2-ethylhexyl)phthalate	260	J
117-84-0	Di-n-octyl phthalate	390	U
205-99-2	Benzo(b)fluoranthene	780	
207-08-9	Benzo(k)fluoranthene	410	
50-32-8	Benzo(a)pyrene	500	
193-39-5	Indeno(1,2,3-cd)pyrene	130	J
53-70-3	Dibenzo(a,h)anthracene	390	U
191-24-2	Benzo(g,h,i)perylene	140	J

(1) Cannot be separated from Diphenylamine

PSS111 S111

1G

EPA SAMPLE NO.

GPESB-8W-1RE

SEMIVOLATILE ORGANICS ANALYSIS DATA SHEET
TENTATIVELY IDENTIFIED COMPOUNDS

Lab Name: H2M LABS, INC. Contract: _____

Lab Code: 10478 Case No.: KEY-PSS SAS No.: _____ SDG No.: PSS111

Matrix: (soil/water) SOIL Lab Sample ID: 0711008-011BRE

Sample wt/vol: 15 (g/mL) G Lab File ID: A\C37648.D

Level: (low/med) LOW Date Received: 09/21/07

% Moisture: 15.3 Decanted:(Y/N) N Date Extracted: 09/24/07

Concentrated Extract Volume: 1000 (µl) Date Analyzed: 10/03/07

Injection Volume: 2 (µl) Dilution Factor: 1.00

GPC Cleanup: (Y/N) N pH: 7.0 Extraction: (Type) PFEX

CONCENTRATION UNITS:

Number TICs found: 18 (µg/L or µg/Kg) UG/KG

CAS NUMBER	COMPOUND NAME	RT	EST.CONC.	Q
1. 141-79-7	3-Penten-2-one, 4-methyl-	3.57	310	AJN
2. 4161-60-8	2-Pentanone, 4-hydroxy-	3.74	310	AJN
3. 123-42-2	2-Pentanone, 4-hydroxy-4-methyl-	3.93	23000	AJN
4.	unknown (4.25)	4.25	190	J
5.	C3 Substituted benzene	4.48	7200	J
6.	unknown (5.12)	5.12	200	J
7.	unknown (5.56)	5.56	220	J
8.	unknown (7.46)	7.46	200	J
9.	unknown PNA (13.64)	13.64	460	J
10.	unknown PNA (13.67)	13.67	330	J
11. 84-65-1	9,10-Anthracenedione	14.02	290	JN
12.	unknown PNA (14.27)	14.27	310	J
13.	unknown PNA (14.94)	14.94	200	J
14.	unknown PNA (16.87)	16.87	540	J
15.	unknown (17.06)	17.06	350	J
16.	unknown (17.2)	17.20	280	J
17.	(DEL) Alkane: Branched	17.27	900	J
18.	unknown (17.54)	17.54	1800	J
19.	unknown (17.9)	17.90	1000	J
20.	unknown (18.39)	18.39	390	J
21.	unknown (18.45)	18.45	360	J
22.	unknown (18.82)	18.82	200	J

PSS111 S112

1E

PESTICIDE ORGANICS ANALYSIS DATA SHEET

EPA SAMPLE NO.

GPESB-8W-1

Lab Name: H2M LABS, INC. Contract: _____

Lab Code: 10478 Case No.: KEY-PSS SAS No.: _____ SDG No.: PSS111

Matrix: (soil/water) SOIL Lab Sample ID: 0711008-011B

Sample wt/vol: 15 (g/mL) G Lab File ID: a00297.raw

% Moisture: 15.3 Decanted: (Y/N) N Date Received: 09/21/07

Extraction: (Type) PFEX Date Extracted: 09/24/07

Concentrated Extract Volume: 5000 (uL) Date Analyzed: 10/17/07

Injection Volume: 0.5 (uL) Dilution Factor: 1.00

GPC Cleanup: (Y/N) N pH: 7.0 Sulfur Cleanup: (Y/N) Y

CAS NO	COMPOUND	CONCENTRATION UNITS: (µg/L or µg/Kg) UG/KG	Q
12674-11-2	Aroclor 1016	39	U
11104-28-2	Aroclor 1221	79	U
11141-16-5	Aroclor 1232	39	U
53469-21-9	Aroclor 1242	39	U
12672-29-6	Aroclor 1248	39	U
11097-69-1	Aroclor 1254	39	U
11096-82-5	Aroclor 1260	39	U

PSS111 S113

U.S. EPA - CLP

1

INORGANIC ANALYSIS DATA SHEET

EPA SAMPLE NO

GPESB-8W-1

Lab Name: H2M LABS, INC.

Lab Code: 10478 Case No. SAS No.: SDG No.: PSS111

Matrix (soil/water): SOIL Lab Sample ID: 0711008-011

Level (low/med): LOW Date Received: 9/21/2007

% Solids: 84.7

Concentration Units (ug/L or mg/kg dry weight): MG/KG

CAS No.	Analyte	Concentration	C	Q	M
7440-38-2	Arsenic	5.8		N*	P
7440-39-3	Barium	39.1		*	P
7440-43-9	Cadmium	0.038	U		P
7440-47-3	Chromium	15.3		N*E	P
57-12-5	Cyanide	0.59	U	N	CA
7439-92-1	Lead	11.7		E	P
7439-97-6	Mercury	0.030	B	*	CV
7782-49-2	Selenium	0.28	U	N	P
7440-22-4	Silver	0.13	B	N	P

Color Before: BROWN Clarity Before: Texture: COARSE

Color After: YELLOW Clarity After: CLEAR Artifacts:

Comments:

Date Reported: 10/18/07

PSS111 S114

1A

VOLATILE ORGANICS ANALYSIS DATA SHEET

EPA SAMPLE NO.

GPESB-8W-2

Lab Name: H2M LABS, INC. Contract: _____

Lab Code: 10478 Case No.: KEY-PSS SAS No.: _____ SDG No.: PSS111

Matrix: (soil/water) SOIL Lab Sample ID: 0711008-012A

Sample wt/vol: 5 (g/mL) G Lab File ID: 7\P37905.D

Level: (low/med) LOW Date Received: 09/21/07

% Moisture: not dec. 17.4 Date Analyzed: 10/01/07

GC Column: R-502.2 ID: .53 (mm) Dilution Factor: 1.00

Soil Extract Volume: _____ (µL) Soil Aliquot Volume _____ (µL)

CAS NO.	COMPOUND	CONCENTRATION UNITS: (µg/L or µg/Kg) UG/KG	Q
74-87-3	Chloromethane	12	U
74-83-9	Bromomethane	12	U
75-01-4	Vinyl chloride	12	U
75-00-3	Chloroethane	12	U
75-09-2	Methylene chloride	2	BJ
67-64-1	Acetone	12	U
75-35-4	1,1-Dichloroethene	12	U
75-15-0	Carbon disulfide	12	U
75-34-3	1,1-Dichloroethane	12	U
540-59-0	1,2-Dichloroethene (total)	12	U
67-66-3	Chloroform	12	U
107-06-2	1,2-Dichloroethane	12	U
78-93-3	2-Butanone	12	U
71-55-6	1,1,1-Trichloroethane	12	U
56-23-5	Carbon tetrachloride	12	U
75-27-4	Bromodichloromethane	12	U
78-87-5	1,2-Dichloropropane	12	U
10061-01-5	cis-1,3-Dichloropropene	12	U
79-01-6	Trichloroethene	12	U
124-48-1	Dibromochloromethane	12	U
79-00-5	1,1,2-Trichloroethane	12	U
71-43-2	Benzene	12	U
10061-02-6	trans-1,3-Dichloropropene	12	U
75-25-2	Bromoform	12	U
108-10-1	4-Methyl-2-pentanone	12	U
591-78-6	2-Hexanone	12	U
127-18-4	Tetrachloroethene	12	U
79-34-5	1,1,2,2-Tetrachloroethane	12	U
108-88-3	Toluene	12	U
108-90-7	Chlorobenzene	12	U
100-41-4	Ethylbenzene	12	U
100-42-5	Styrene	12	U
1330-20-7	Xylene (total)	12	U

PSS111 S115

1F

VOLATILE ORGANICS ANALYSIS DATA SHEET

TENTATIVELY IDENTIFIED COMPOUNDS

EPA SAMPLE NO.

[illegible]

Lab Name: H2M LABS, INC. Contract: _____

Lab Code: 10478 Case No.: KEY-PSS SAS No.: _____ SDG No.: [illegible]

Matrix: (soil/water) SOIL Lab Sample ID: [illegible]

Sample wt/vol: 5 (g/mL) G Lab File ID: [illegible]

Level: (low/med) LOW Date Received: [illegible]

% Moisture: not dec. 17.4 Date Analyzed: [illegible]

GC Column: R-502.2 ID: .53 (mm) Dilution Factor: [illegible]

Soil Extract Volume: (µl) Soil Aliquot Volume: [illegible] µl

CONCENTRATION UNITS:

Number TICs found: 0 (µg/L or µg/Kg) UG/KG

CAS NUMBER	COMPOUND NAME	RT	EST. CONC.	Q

PSS111 S116

1C

SEMIVOLATILE ORGANICS ANALYSIS DATA SHEET

EPA SAMPLE NO.

GPESB-8W-2

Lab Name: H2M LABS, INC. Contract: _____

Lab Code: 10478 Case No.: KEY-PSS SAS No.: _____ SDG No.: PSS111

Matrix: (soil/water) SOIL Lab Sample ID: 0711008-012B

Sample wt/vol: 15 (g/mL) G Lab File ID: A\C37579.D

Level: (low/med) LOW Date Received: 09/21/07

% Moisture: 17.4 Decanted: (Y/N) N Date Extracted: 09/24/07

Concentrated Extract Volume: 1000 (µL) Date Analyzed: 09/28/07

Injection Volume: 2 (µL) Dilution Factor: 1.00

GPC Cleanup: (Y/N) N pH: 7.0 Extraction: (Type) PFEX

CAS NO.	COMPOUND	CONCENTRATION UNITS: (µg/L or µg/Kg) UG/KG	Q
108-95-2	Phenol	400	U
111-44-4	Bis(2-chloroethyl)ether	400	U
95-57-8	2-Chlorophenol	400	U
541-73-1	1,3-Dichlorobenzene	400	U
106-46-7	1,4-Dichlorobenzene	400	U
95-50-1	1,2-Dichlorobenzene	400	U
95-48-7	2-Methylphenol	400	U
108-60-1	2,2'-oxybis(1-chloropropane)	400	U
106-44-5	4-Methylphenol	400	U
621-64-7	N-Nitroso-di-n-propylamine	400	U
67-72-1	Hexachloroethane	400	U
98-95-3	Nitrobenzene	400	U
78-59-1	Isophorone	400	U
88-75-5	2-Nitrophenol	400	U
105-67-9	2,4-Dimethylphenol	400	U
111-91-1	Bis(2-chloroethoxy)methane	400	U
120-83-2	2,4-Dichlorophenol	400	U
120-82-1	1,2,4-Trichlorobenzene	400	U
91-20-3	Naphthalene	400	U
106-47-8	4-Chloroaniline	400	U
87-68-3	Hexachlorobutadiene	400	U
59-50-7	4-Chloro-3-methylphenol	400	U
91-57-6	2-Methylnaphthalene	400	U
77-47-4	Hexachlorocyclopentadiene	400	U
88-06-2	2,4,6-Trichlorophenol	400	U
95-95-4	2,4,5-Trichlorophenol	1000	U
91-58-7	2-Chloronaphthalene	400	U
88-74-4	2-Nitroaniline	1000	U
131-11-3	Dimethylphthalate	400	U
208-96-8	Acenaphthylene	400	U
606-20-2	2,6-Dinitrotoluene	400	U
99-09-2	3-Nitroaniline	1000	U
83-32-9	Acenaphthene	400	U
51-28-5	2,4-Dinitrophenol	1000	U
100-02-7	4-Nitrophenol	1000	U
132-64-9	Dibenzofuran	400	U

PSS111 S117

1D

SEMIVOLATILE ORGANICS ANALYSIS DATA SHEET

EPA SAMPLE NO.

GPESB-8W-2

Lab Name: H2M LABS, INC. Contract: _____

Lab Code: 10478 Case No.: KEY-PSS SAS No.: _____ SDG No.: PSS111

Matrix: (soil/water) SOIL Lab Sample ID: 0711008-012B

Sample wt/vol: 15 (g/mL) G Lab File ID: A\C37579.D

Level: (low/med) LOW Date Received: 09/21/07

% Moisture: 17.4 Decanted: (Y/N) N Date Extracted: 09/24/07

Concentrated Extract Volume: 1000 (µL) Date Analyzed: 09/28/07

Injection Volume: 2 (µL) Dilution Factor: 1.00

GPC Cleanup: (Y/N) N pH: 7.0 Extraction: (Type) PFEX

CAS NO.	COMPOUND	CONCENTRATION UNITS: (µg/L or µg/Kg) UG/KG	Q
121-14-2	2,4-Dinitrotoluene	400	U
84-66-2	Diethylphthalate	400	U
7005-72-3	4-Chlorophenyl-phenylether	400	U
86-73-7	Fluorene	400	U
100-01-6	4-Nitroaniline	1000	U
534-52-1	4,6-Dinitro-2-methylphenol	1000	U
86-30-6	N-Nitrosodiphenylamine	400	U
101-55-3	4-Bromophenyl-phenylether	400	U
118-74-1	Hexachlorobenzene	400	U
87-86-5	Pentachlorophenol	1000	U
85-01-8	Phenanthrene	400	U
120-12-7	Anthracene	400	U
86-74-8	Carbazole	400	U
84-74-2	Di-n-butyl phthalate	400	U
206-44-0	Fluoranthene	82	J
129-00-0	Pyrene	93	J
85-68-7	Butyl benzyl phthalate	400	U
91-94-1	3,3'-Dichlorobenzidine	400	U
56-55-3	Benzo(a)anthracene	400	U
218-01-9	Chrysene	400	U
117-81-7	Bis(2-ethylhexyl)phthalate	400	U
117-84-0	Di-n-octyl phthalate	400	U
205-99-2	Benzo(b)fluoranthene	400	U
207-08-9	Benzo(k)fluoranthene	400	U
50-32-8	Benzo(a)pyrene	400	U
193-39-5	Indeno(1,2,3-cd)pyrene	400	U
53-70-3	Dibenzo(a,h)anthracene	400	U
191-24-2	Benzo(g,h,i)perylene	400	U

(1) Cannot be separated from Diphenylamine

PSS111 S118

1G

EPA SAMPLE NO.

GPESB-8W-2

SEMIVOLATILE ORGANICS ANALYSIS DATA SHEET
TENTATIVELY IDENTIFIED COMPOUNDS

Lab Name: H2M LABS, INC. Contract: _____

Lab Code: 10478 Case No.: KEY-PSS SAS No.: _____ SDG No.: PSS111

Matrix: (soil/water) SOIL Lab Sample ID: 0711008-012B

Sample wt/vol: 15 (g/mL) G Lab File ID: A\C37579.D

Level: (low/med) LOW Date Received: 09/21/07

% Moisture: 17.4 Decanted:(Y/N) N Date Extracted: 09/24/07

Concentrated Extract Volume: 1000 (µl) Date Analyzed: 09/28/07

Injection Volume: 2 (µl) Dilution Factor: 1.00

GPC Cleanup: (Y/N) N pH: 7.0 Extraction: (Type) PFEX

CONCENTRATION UNITS:

Number TICs found: 3 (µg/L or µg/Kg) UG/KG

CAS NUMBER	COMPOUND NAME	RT	EST.CONC.	Q
1. 141-79-7	3-Penten-2-one, 4-methyl-	3.60	630	AJN
2. 4161-60-8	2-Pentanone, 4-hydroxy-	3.77	460	AJN
3. 123-42-2	2-Pentanone, 4-hydroxy-4-methyl-	3.97	24000	AJN
4.	C3 Substituted benzene	4.53	8000	J
5.	unknown (16.64)	16.64	240	J
6.	unknown (16.96)	16.96	170	J

PSS111 S119

1E

PESTICIDE ORGANICS ANALYSIS DATA SHEET

EPA SAMPLE NO.

GPESB-8W-2

Lab Name: H2M LABS, INC. Contract: _____

Lab Code: 10478 Case No.: KEY-PSS SAS No.: _____ SDG No.: PSS111

Matrix: (soil/water) SOIL Lab Sample ID: 0711008-012b

Sample wt/vol: 15 (g/mL) G Lab File ID: a00566.raw

% Moisture: 17.4 Decanted: (Y/N) N Date Received: 09/21/07

Extraction: (Type) PFEX Date Extracted: 09/24/07

Concentrated Extract Volume: 5000 (uL) Date Analyzed: 09/29/07

Injection Volume: 0.5 (uL) Dilution Factor: 1.00

GPC Cleanup: (Y/N) N pH: 7.0 Sulfur Cleanup: (Y/N) Y

CAS NO	COMPOUND	CONCENTRATION UNITS: (µg/L or µg/Kg) UG/KG	Q
12674-11-2	Aroclor 1016	40	U
11104-28-2	Aroclor 1221	81	U
11141-16-5	Aroclor 1232	40	U
53469-21-9	Aroclor 1242	40	U
12672-29-6	Aroclor 1248	40	U
11097-69-1	Aroclor 1254	40	U
11096-82-5	Aroclor 1260	40	U

U.S. EPA - CLP

1

INORGANIC ANALYSIS DATA SHEET

EPA SAMPLE NO

GPESB-8W-2

Lab Name: H2M LABS, INC.

Lab Code: 10478 Case No. SAS No.: SDG No.: PSS111

Matrix (soil/water): SOIL Lab Sample ID: 0711008-012

Level (low/med): LOW Date Received: 9/21/2007

% Solids: 82.6

Concentration Units (ug/L or mg/kg dry weight): MG/KG

CAS No.	Analyte	Concentration	C	Q	M
7440-38-2	Arsenic	2.2		N*	P
7440-39-3	Barium	39.3		*	P
7440-43-9	Cadmium	0.039	U		P
7440-47-3	Chromium	21.0		N*E	P
57-12-5	Cyanide	0.61	U	N	CA
7439-92-1	Lead	16.9		E	P
7439-97-6	Mercury	0.062		*	CV
7782-49-2	Selenium	0.29	U	N	P
7440-22-4	Silver	0.051	B	N	P

Color Before: BROWN Clarity Before: Texture: MEDIUM

Color After: YELLOW Clarity After: CLEAR Artifacts:

Comments:

Date Reported: 10/18/07

PSS111 S121

1A

VOLATILE ORGANICS ANALYSIS DATA SHEET

EPA SAMPLE NO.

GPESB-10-1

Lab Name: H2M LABS, INC. Contract: _____

Lab Code: 10478 Case No.: KEY-PSS SAS No.: _____ SDG No.: PSS111

Matrix: (soil/water) SOIL Lab Sample ID: 0711008-013A

Sample wt/vol: 5 (g/mL) G Lab File ID: 7\P37906.D

Level: (low/med) LOW Date Received: 09/21/07

% Moisture: not dec. 9.9 Date Analyzed: 10/01/07

GC Column: R-502.2 ID: .53 (mm) Dilution Factor: 1.00

Soil Extract Volume: _____ (µL) Soil Aliquot Volume _____ (µL)

CAS NO.	COMPOUND	CONCENTRATION UNITS: (µg/L or µg/Kg) UG/KG	Q
74-87-3	Chloromethane	11	U
74-83-9	Bromomethane	11	U
75-01-4	Vinyl chloride	11	U
75-00-3	Chloroethane	11	U
75-09-2	Methylene chloride	5	BJ
67-64-1	Acetone	11	U
75-35-4	1,1-Dichloroethene	11	U
75-15-0	Carbon disulfide	11	U
75-34-3	1,1-Dichloroethane	11	U
540-59-0	1,2-Dichloroethene (total)	11	U
67-66-3	Chloroform	11	U
107-06-2	1,2-Dichloroethane	11	U
78-93-3	2-Butanone	11	U
71-55-6	1,1,1-Trichloroethane	11	U
56-23-5	Carbon tetrachloride	11	U
75-27-4	Bromodichloromethane	11	U
78-87-5	1,2-Dichloropropane	11	U
10061-01-5	cis-1,3-Dichloropropene	11	U
79-01-6	Trichloroethene	11	U
124-48-1	Dibromochloromethane	11	U
79-00-5	1,1,2-Trichloroethane	11	U
71-43-2	Benzene	11	U
10061-02-6	trans-1,3-Dichloropropene	11	U
75-25-2	Bromoform	11	U
108-10-1	4-Methyl-2-pentanone	11	U
591-78-6	2-Hexanone	11	U
127-18-4	Tetrachloroethene	11	U
79-34-5	1,1,2,2-Tetrachloroethane	11	U
108-88-3	Toluene	11	U
108-90-7	Chlorobenzene	11	U
100-41-4	Ethylbenzene	11	U
100-42-5	Styrene	11	U
1330-20-7	Xylene (total)	11	U

PSS111 S122

1F

VOLATILE ORGANICS ANALYSIS DATA SHEET

TENTATIVELY IDENTIFIED COMPOUNDS

EPA SAMPLE NO.

GPESB-10-1

Lab Name: H2M LABS, INC. Contract: _____

Lab Code: 10478 Case No.: KEY-PSS SAS No.: _____ SDG No.: PSS111

Matrix: (soil/water) SOIL Lab Sample ID: 0711008-013A

Sample wt/vol: 5 (g/mL) G Lab File ID: 7\P37906.D

Level: (low/med) LOW Date Received: 09/21/07

% Moisture: not dec. 9.9 Date Analyzed: 10/01/07

GC Column: R-502.2 ID: .53 (mm) Dilution Factor: 1.00

Soil Extract Volume: (µl) Soil Aliquot Volume: 0 (µL)

CONCENTRATION UNITS:

Number TICs found: 0 (µg/L or µg/Kg) UG/KG

CAS NUMBER	COMPOUND NAME	RT	EST.CONC.	Q

1C

SEMIVOLATILE ORGANICS ANALYSIS DATA SHEET

EPA SAMPLE NO.

GPESB-10-1

Lab Name: H2M LABS, INC. Contract: _____

Lab Code: 10478 Case No.: KEY-PSS SAS No.: _____ SDG No.: PSS111

Matrix: (soil/water) SOIL Lab Sample ID: 0711008-013B

Sample wt/vol: 15 (g/mL) G Lab File ID: A\C37580.D

Level: (low/med) LOW Date Received: 09/21/07

% Moisture: 9.9 Decanted: (Y/N) N Date Extracted: 09/24/07

Concentrated Extract Volume: 1000 (µL) Date Analyzed: 09/28/07

Injection Volume: 2 (µL) Dilution Factor: 1.00

GPC Cleanup: (Y/N) N pH: 7.0 Extraction: (Type) PFEX

CAS NO.	COMPOUND	CONCENTRATION UNITS: (µg/L or µg/Kg) UG/KG	Q
108-95-2	Phenol	370	U
111-44-4	Bis(2-chloroethyl)ether	370	U
95-57-8	2-Chlorophenol	370	U
541-73-1	1,3-Dichlorobenzene	370	U
106-46-7	1,4-Dichlorobenzene	370	U
95-50-1	1,2-Dichlorobenzene	370	U
95-48-7	2-Methylphenol	370	U
108-60-1	2,2'-oxybis(1-chloropropane)	370	U
106-44-5	4-Methylphenol	370	U
621-64-7	N-Nitroso-di-n-propylamine	370	U
67-72-1	Hexachloroethane	370	U
98-95-3	Nitrobenzene	370	U
78-59-1	Isophorone	370	U
88-75-5	2-Nitrophenol	370	U
105-67-9	2,4-Dimethylphenol	370	U
111-91-1	Bis(2-chloroethoxy)methane	370	U
120-83-2	2,4-Dichlorophenol	370	U
120-82-1	1,2,4-Trichlorobenzene	370	U
91-20-3	Naphthalene	370	U
106-47-8	4-Chloroaniline	370	U
87-68-3	Hexachlorobutadiene	370	U
59-50-7	4-Chloro-3-methylphenol	370	U
91-57-6	2-Methylnaphthalene	370	U
77-47-4	Hexachlorocyclopentadiene	370	U
88-06-2	2,4,6-Trichlorophenol	370	U
95-95-4	2,4,5-Trichlorophenol	920	U
91-58-7	2-Chloronaphthalene	370	U
88-74-4	2-Nitroaniline	920	U
131-11-3	Dimethylphthalate	370	U
208-96-8	Acenaphthylene	370	U
606-20-2	2,6-Dinitrotoluene	370	U
99-09-2	3-Nitroaniline	920	U
83-32-9	Acenaphthene	370	U
51-28-5	2,4-Dinitrophenol	920	U
100-02-7	4-Nitrophenol	920	U
132-64-9	Dibenzofuran	370	U

PSS111 S124

1D

SEMIVOLATILE ORGANICS ANALYSIS DATA SHEET

EPA SAMPLE NO.

GPESB-10-1

Lab Name: H2M LABS, INC. Contract: _____

Lab Code: 10478 Case No.: KEY-PSS SAS No.: _____ SDG No.: PSS111

Matrix: (soil/water) SOIL Lab Sample ID: 0711008-013B

Sample wt/vol: 15 (g/mL) G Lab File ID: A\C37580.D

Level: (low/med) LOW Date Received: 09/21/07

% Moisture: 9.9 Decanted: (Y/N) N Date Extracted: 09/24/07

Concentrated Extract Volume: 1000 (µL) Date Analyzed: 09/28/07

Injection Volume: 2 (µL) Dilution Factor: 1.00

GPC Cleanup: (Y/N) N pH: 7.0 Extraction: (Type) PFEX

CAS NO.	COMPOUND	CONCENTRATION UNITS: (µg/L or µg/Kg) UG/KG	Q
121-14-2	2,4-Dinitrotoluene	370	U
84-66-2	Diethylphthalate	370	U
7005-72-3	4-Chlorophenyl-phenylether	370	U
86-73-7	Fluorene	370	U
100-01-6	4-Nitroaniline	920	U
534-52-1	4,6-Dinitro-2-methylphenol	920	U
86-30-6	N-Nitrosodiphenylamine	370	U
101-55-3	4-Bromophenyl-phenylether	370	U
118-74-1	Hexachlorobenzene	370	U
87-86-5	Pentachlorophenol	920	U
85-01-8	Phenanthrene	370	U
120-12-7	Anthracene	370	U
86-74-8	Carbazole	370	U
84-74-2	Di-n-butyl phthalate	370	U
206-44-0	Fluoranthene	370	U
129-00-0	Pyrene	370	U
85-68-7	Butyl benzyl phthalate	370	U
91-94-1	3,3'-Dichlorobenzidine	370	U
56-55-3	Benzo(a)anthracene	370	U
218-01-9	Chrysene	370	U
117-81-7	Bis(2-ethylhexyl)phthalate	370	U
117-84-0	Di-n-octyl phthalate	370	U
205-99-2	Benzo(b)fluoranthene	370	U
207-08-9	Benzo(k)fluoranthene	370	U
50-32-8	Benzo(a)pyrene	370	U
193-39-5	Indeno(1,2,3-cd)pyrene	370	U
53-70-3	Dibenzo(a,h)anthracene	370	U
191-24-2	Benzo(g,h,i)perylene	370	U

(1) Cannot be separated from Diphenylamine

PSS111 S125

1G

SEMIVOLATILE ORGANICS ANALYSIS DATA SHEET
TENTATIVELY IDENTIFIED COMPOUNDS

EPA SAMPLE NO.

GPESB-10-1

Lab Name: H2M LABS, INC. Contract: _____

Lab Code: 10478 Case No.: KEY-PSS SAS No.: _____ SDG No.: PSS111

Matrix: (soil/water) SOIL Lab Sample ID: 0711008-013B

Sample wt/vol: 15 (g/mL) G Lab File ID: A\C37580.D

Level: (low/med) LOW Date Received: 09/21/07

% Moisture: 9.9 Decanted:(Y/N) N Date Extracted: 09/24/07

Concentrated Extract Volume: 1000 (µl) Date Analyzed: 09/28/07

Injection Volume: 2 (µl) Dilution Factor: 1.00

GPC Cleanup: (Y/N) N pH: 7.0 Extraction: (Type) PFEX

CONCENTRATION UNITS:

Number TICs found: 1 (µg/L or µg/Kg) UG/KG

	CAS NUMBER	COMPOUND NAME	RT	EST.CONC.	Q
1.	141-79-7	3-Penten-2-one, 4-methyl-	3.60	560	AJN
2.	4161-60-8	2-Pentanone, 4-hydroxy-	3.81	410	AJN
3.	123-42-2	2-Pentanone, 4-hydroxy-4-methyl-	4.01	55000	AJN
4.		C3 Substituted benzene	4.53	8400	J

1C

SEMIVOLATILE ORGANICS ANALYSIS DATA SHEET

EPA SAMPLE NO.

GPESB-10-1RE

Lab Name: H2M LABS, INC. Contract: _____

Lab Code: 10478 Case No.: KEY-PSS SAS No.: _____ SDG No.: PSS111

Matrix: (soil/water) SOIL Lab Sample ID: 0711008-013BRE

Sample wt/vol: 15 (g/mL) G Lab File ID: A\C37681.D

Level: (low/med) LOW Date Received: 09/21/07

% Moisture: 9.9 Decanted: (Y/N) N Date Extracted: 10/03/07

Concentrated Extract Volume: 1000 (µL) Date Analyzed: 10/04/07

Injection Volume: 2 (µL) Dilution Factor: 1.00

GPC Cleanup: (Y/N) N pH: Extraction: (Type) PFEX

CAS NO.	COMPOUND	CONCENTRATION UNITS: (µg/L or µg/Kg) UG/KG	Q
108-95-2	Phenol	370	U
111-44-4	Bis(2-chloroethyl)ether	370	U
95-57-8	2-Chlorophenol	370	U
541-73-1	1,3-Dichlorobenzene	370	U
106-46-7	1,4-Dichlorobenzene	370	U
95-50-1	1,2-Dichlorobenzene	370	U
95-48-7	2-Methylphenol	370	U
108-60-1	2,2'-oxybis(1-chloropropane)	370	U
106-44-5	4-Methylphenol	370	U
621-64-7	N-Nitroso-di-n-propylamine	370	U
67-72-1	Hexachloroethane	370	U
98-95-3	Nitrobenzene	370	U
78-59-1	Isophorone	370	U
88-75-5	2-Nitrophenol	370	U
105-67-9	2,4-Dimethylphenol	370	U
111-91-1	Bis(2-chloroethoxy)methane	370	U
120-83-2	2,4-Dichlorophenol	370	U
120-82-1	1,2,4-Trichlorobenzene	370	U
91-20-3	Naphthalene	370	U
106-47-8	4-Chloroaniline	370	U
87-68-3	Hexachlorobutadiene	370	U
59-50-7	4-Chloro-3-methylphenol	370	U
91-57-6	2-Methylnaphthalene	370	U
77-47-4	Hexachlorocyclopentadiene	370	U
88-06-2	2,4,6-Trichlorophenol	370	U
95-95-4	2,4,5-Trichlorophenol	920	U
91-58-7	2-Chloronaphthalene	370	U
88-74-4	2-Nitroaniline	920	U
131-11-3	Dimethylphthalate	370	U
208-96-8	Acenaphthylene	370	U
606-20-2	2,6-Dinitrotoluene	370	U
99-09-2	3-Nitroaniline	920	U
83-32-9	Acenaphthene	370	U
51-28-5	2,4-Dinitrophenol	920	U
100-02-7	4-Nitrophenol	920	U
132-64-9	Dibenzofuran	370	U

1D

SEMIVOLATILE ORGANICS ANALYSIS DATA SHEET

EPA SAMPLE NO.

GPESB-10-1RE

Lab Name: H2M LABS, INC. Contract: _____

Lab Code: 10478 Case No.: KEY-PSS SAS No.: _____ SDG No.: PSS111

Matrix: (soil/water) SOIL Lab Sample ID: 0711008-013BRE

Sample wt/vol: 15 (g/mL) G Lab File ID: A\C37681.D

Level: (low/med) LOW Date Received: 09/21/07

% Moisture: 9.9 Decanted: (Y/N) N Date Extracted: 10/03/07

Concentrated Extract Volume: 1000 (µL) Date Analyzed: 10/04/07

Injection Volume: 2 (µL) Dilution Factor: 1.00

GPC Cleanup: (Y/N) N pH: Extraction: (Type) PFEX

CAS NO.	COMPOUND	CONCENTRATION UNITS: (µg/L or µg/Kg) UG/KG	Q
121-14-2	2,4-Dinitrotoluene	370	U
84-66-2	Diethylphthalate	370	U
7005-72-3	4-Chlorophenyl-phenylether	370	U
86-73-7	Fluorene	370	U
100-01-6	4-Nitroaniline	920	U
534-52-1	4,6-Dinitro-2-methylphenol	920	U
86-30-6	N-Nitrosodiphenylamine	370	U
101-55-3	4-Bromophenyl-phenylether	370	U
118-74-1	Hexachlorobenzene	370	U
87-86-5	Pentachlorophenol	920	U
85-01-8	Phenanthrene	370	U
120-12-7	Anthracene	370	U
86-74-8	Carbazole	370	U
84-74-2	Di-n-butyl phthalate	370	U
206-44-0	Fluoranthene	370	U
129-00-0	Pyrene	370	U
85-68-7	Butyl benzyl phthalate	370	U
91-94-1	3,3'-Dichlorobenzidine	370	U
56-55-3	Benzo(a)anthracene	370	U
218-01-9	Chrysene	370	U
117-81-7	Bis(2-ethylhexyl)phthalate	370	U
117-84-0	Di-n-octyl phthalate	370	U
205-99-2	Benzo(b)fluoranthene	370	U
207-08-9	Benzo(k)fluoranthene	370	U
50-32-8	Benzo(a)pyrene	370	U
193-39-5	Indeno(1,2,3-cd)pyrene	370	U
53-70-3	Dibenzo(a,h)anthracene	370	U
191-24-2	Benzo(g,h,i)perylene	370	U

(1) Cannot be separated from Diphenylamine

PSS111 S128

1G

SEMIVOLATILE ORGANICS ANALYSIS DATA SHEET
TENTATIVELY IDENTIFIED COMPOUNDS

EPA SAMPLE NO.

GPESB-10-1RE

Lab Name: H2M LABS, INC. Contract: ____

Lab Code: 10478 Case No.: KEY-PSS SAS No.: ____ SDG No.: PSS111

Matrix: (soil/water) SOIL Lab Sample ID: 0711008-013BRE

Sample wt/vol: 15 (g/mL) G Lab File ID: A\C37681.D

Level: (low/med) LOW Date Received: 09/21/07

% Moisture: 9.9 Decanted:(Y/N) N Date Extracted: 10/03/07

Concentrated Extract Volume: 1000 (µl) Date Analyzed: 10/04/07

Injection Volume: 2 (µl) Dilution Factor: 1.00

GPC Cleanup: (Y/N) N pH: Extraction: (Type) PFEX

CONCENTRATION UNITS:
(µg/L or µg/Kg) UG/KG

Number TICs found: 0

CAS NUMBER	COMPOUND NAME	RT	EST.CONC.	Q

PSS111 S129

1E

PESTICIDE ORGANICS ANALYSIS DATA SHEET

EPA SAMPLE NO.

GPESB-10-1

Lab Name: H2M LABS, INC. Contract: _____

Lab Code: 10478 Case No.: KEY-PSS SAS No.: _____ SDG No.: PSS111

Matrix: (soil/water) SOIL Lab Sample ID: 0711008-013b

Sample wt/vol: 15 (g/mL) G Lab File ID: a00567.raw

% Moisture: 9.9 Decanted: (Y/N) N Date Received: 09/21/07

Extraction: (Type) PFEX Date Extracted: 09/24/07

Concentrated Extract Volume: 5000 (uL) Date Analyzed: 09/29/07

Injection Volume: 0.5 (uL) Dilution Factor: 1.00

GPC Cleanup: (Y/N) N pH: 7.0 Sulfur Cleanup: (Y/N) Y

CAS NO	COMPOUND	CONCENTRATION UNITS: (µg/L or µg/Kg) UG/KG	Q
12674-11-2	Aroclor 1016	37	U
11104-28-2	Aroclor 1221	74	U
11141-16-5	Aroclor 1232	37	U
53469-21-9	Aroclor 1242	37	U
12672-29-6	Aroclor 1248	37	U
11097-69-1	Aroclor 1254	37	U
11096-82-5	Aroclor 1260	37	U

U.S. EPA - CLP

1

INORGANIC ANALYSIS DATA SHEET

EPA SAMPLE NO

GPESB-10-1

Lab Name: H2M LABS, INC.

Lab Code: 10478 Case No. SAS No.: SDG No.: PSS111

Matrix (soil/water): SOIL Lab Sample ID: 0711008-013

Level (low/med): LOW Date Received: 9/21/2007

% Solids: 90.1

Concentration Units (ug/L or mg/kg dry weight): MG/KG

CAS No.	Analyte	Concentration	C	Q	M
7440-38-2	Arsenic	5.4		N*	P
7440-39-3	Barium	44.3		*	P
7440-43-9	Cadmium	0.036	U		P
7440-47-3	Chromium	26.3		N*E	P
57-12-5	Cyanide	9.7		N	CA
7439-92-1	Lead	21.7		E	P
7439-97-6	Mercury	0.050		*	CV
7782-49-2	Selenium	1.0		N	P
7440-22-4	Silver	0.073	B	N	P

Color Before: BROWN Clarity Before: Texture: MEDIUM

Color After: YELLOW Clarity After: CLEAR Artifacts:

Comments:

Date Reported: 10/18/07

PSS111 S131

1A

VOLATILE ORGANICS ANALYSIS DATA SHEET

EPA SAMPLE NO.

GPESB-2-2

Lab Name: H2M LABS, INC. Contract: _____

Lab Code: 10478 Case No.: KEY-PSS SAS No.: _____ SDG No.: PSS111

Matrix: (soil/water) SOIL Lab Sample ID: 0711076-001A

Sample wt/vol: 5 (g/mL) G Lab File ID: 7\P37908.D

Level: (low/med) LOW Date Received: 09/24/07

% Moisture: not dec. 12.4 Date Analyzed: 10/02/07

GC Column: R-502.2 ID: .53 (mm) Dilution Factor: 1.00

Soil Extract Volume: _____ (µL) Soil Aliquot Volume _____ (µL)

CAS NO.	COMPOUND	CONCENTRATION UNITS: (µg/L or µg/Kg) UG/KG	Q
74-87-3	Chloromethane	11	U
74-83-9	Bromomethane	11	U
75-01-4	Vinyl chloride	11	U
75-00-3	Chloroethane	11	U
75-09-2	Methylene chloride	4	BJ
67-64-1	Acetone	11	U
75-35-4	1,1-Dichloroethene	11	U
75-15-0	Carbon disulfide	11	U
75-34-3	1,1-Dichloroethane	11	U
540-59-0	1,2-Dichloroethene (total)	11	U
67-66-3	Chloroform	11	U
107-06-2	1,2-Dichloroethane	11	U
78-93-3	2-Butanone	11	U
71-55-6	1,1,1-Trichloroethane	11	U
56-23-5	Carbon tetrachloride	11	U
75-27-4	Bromodichloromethane	11	U
78-87-5	1,2-Dichloropropane	11	U
10061-01-5	cis-1,3-Dichloropropene	11	U
79-01-6	Trichloroethene	11	U
124-48-1	Dibromochloromethane	11	U
79-00-5	1,1,2-Trichloroethane	11	U
71-43-2	Benzene	11	U
10061-02-6	trans-1,3-Dichloropropene	11	U
75-25-2	Bromoform	11	U
108-10-1	4-Methyl-2-pentanone	11	U
591-78-6	2-Hexanone	11	U
127-18-4	Tetrachloroethene	11	U
79-34-5	1,1,2,2-Tetrachloroethane	11	U
108-88-3	Toluene	11	U
108-90-7	Chlorobenzene	11	U
100-41-4	Ethylbenzene	11	U
100-42-5	Styrene	11	U
1330-20-7	Xylene (total)	11	U

PSS111 S132

1F

VOLATILE ORGANICS ANALYSIS DATA SHEET

TENTATIVELY IDENTIFIED COMPOUNDS

EPA SAMPLE NO.

GPESB-2-2

Lab Name: H2M LABS, INC. Contract: _____

Lab Code: 10478 Case No.: KEY-PSS SAS No.: _____ SDG No.: PSS111

Matrix: (soil/water) SOIL Lab Sample ID: 0711076-001A

Sample wt/vol: 5 (g/mL) G Lab File ID: 7\P37908.D

Level: (low/med) LOW Date Received: 09/24/07

% Moisture: not dec. 12.4 Date Analyzed: 10/02/07

GC Column: R-502.2 ID: .53 (mm) Dilution Factor: 1.00

Soil Extract Volume: (µl) Soil Aliquot Volume: 0 (µL)

CONCENTRATION UNITS:

Number TICs found: 0 (µg/L or µg/Kg) UG/KG

CAS NUMBER	COMPOUND NAME	RT	EST.CONC.	Q

PSS111 S133

1C

SEMIVOLATILE ORGANICS ANALYSIS DATA SHEET

EPA SAMPLE NO.

GPESB-2-2

Lab Name: H2M LABS, INC. Contract: _____

Lab Code: 10478 Case No.: KEY-PSS SAS No.: _____ SDG No.: PSS111

Matrix: (soil/water) SOIL Lab Sample ID: 0711076-001B

Sample wt/vol: 15 (g/mL) G Lab File ID: A\C37597.D

Level: (low/med) LOW Date Received: 09/24/07

% Moisture: 12.4 Decanted: (Y/N) N Date Extracted: 09/24/07

Concentrated Extract Volume: 1000 (µL) Date Analyzed: 10/01/07

Injection Volume: 2 (µL) Dilution Factor: 1.00

GPC Cleanup: (Y/N) N pH: 6.0 Extraction: (Type) PFEX

CAS NO.	COMPOUND	CONCENTRATION UNITS: (µg/L or µg/Kg) UG/KG	Q
108-95-2	Phenol	380	U
111-44-4	Bis(2-chloroethyl)ether	380	U
95-57-8	2-Chlorophenol	380	U
541-73-1	1,3-Dichlorobenzene	380	U
106-46-7	1,4-Dichlorobenzene	380	U
95-50-1	1,2-Dichlorobenzene	380	U
95-48-7	2-Methylphenol	380	U
108-60-1	2,2'-oxybis(1-chloropropane)	380	U
106-44-5	4-Methylphenol	380	U
621-64-7	N-Nitroso-di-n-propylamine	380	U
67-72-1	Hexachloroethane	380	U
98-95-3	Nitrobenzene	380	U
78-59-1	Isophorone	380	U
88-75-5	2-Nitrophenol	380	U
105-67-9	2,4-Dimethylphenol	380	U
111-91-1	Bis(2-chloroethoxy)methane	380	U
120-83-2	2,4-Dichlorophenol	380	U
120-82-1	1,2,4-Trichlorobenzene	380	U
91-20-3	Naphthalene	380	U
106-47-8	4-Chloroaniline	380	U
87-68-3	Hexachlorobutadiene	380	U
59-50-7	4-Chloro-3-methylphenol	380	U
91-57-6	2-Methylnaphthalene	380	U
77-47-4	Hexachlorocyclopentadiene	380	U
88-06-2	2,4,6-Trichlorophenol	380	U
95-95-4	2,4,5-Trichlorophenol	950	U
91-58-7	2-Chloronaphthalene	380	U
88-74-4	2-Nitroaniline	950	U
131-11-3	Dimethylphthalate	380	U
208-96-8	Acenaphthylene	380	U
606-20-2	2,6-Dinitrotoluene	380	U
99-09-2	3-Nitroaniline	950	U
83-32-9	Acenaphthene	380	U
51-28-5	2,4-Dinitrophenol	950	U
100-02-7	4-Nitrophenol	950	U
132-64-9	Dibenzofuran	380	U

1D

SEMIVOLATILE ORGANICS ANALYSIS DATA SHEET

EPA SAMPLE NO.

GPESB-2-2

Lab Name: H2M LABS, INC. Contract: _____

Lab Code: 10478 Case No.: KEY-PSS SAS No.: _____ SDG No.: PSS111

Matrix: (soil/water) SOIL Lab Sample ID: 0711076-001B

Sample wt/vol: 15 (g/mL) G Lab File ID: A\C37597.D

Level: (low/med) LOW Date Received: 09/24/07

% Moisture: 12.4 Decanted: (Y/N) N Date Extracted: 09/24/07

Concentrated Extract Volume: 1000 (µL) Date Analyzed: 10/01/07

Injection Volume: 2 (µL) Dilution Factor: 1.00

GPC Cleanup: (Y/N) N pH: 6.0 Extraction: (Type) PFEX

CAS NO.	COMPOUND	CONCENTRATION UNITS: (µg/L or µg/Kg) UG/KG	Q
121-14-2	2,4-Dinitrotoluene	380	U
84-66-2	Diethylphthalate	130	J
7005-72-3	4-Chlorophenyl-phenylether	380	U
86-73-7	Fluorene	380	U
100-01-6	4-Nitroaniline	950	U
534-52-1	4,6-Dinitro-2-methylphenol	950	U
86-30-6	N-Nitrosodiphenylamine	380	U
101-55-3	4-Bromophenyl-phenylether	380	U
118-74-1	Hexachlorobenzene	380	U
87-86-5	Pentachlorophenol	950	U
85-01-8	Phenanthrene	380	U
120-12-7	Anthracene	380	U
86-74-8	Carbazole	380	U
84-74-2	Di-n-butyl phthalate	380	U
206-44-0	Fluoranthene	380	U
129-00-0	Pyrene	380	U
85-68-7	Butyl benzyl phthalate	380	U
91-94-1	3,3'-Dichlorobenzidine	380	U
56-55-3	Benzo(a)anthracene	380	U
218-01-9	Chrysene	380	U
117-81-7	Bis(2-ethylhexyl)phthalate	380	U
117-84-0	Di-n-octyl phthalate	380	U
205-99-2	Benzo(b)fluoranthene	380	U
207-08-9	Benzo(k)fluoranthene	380	U
50-32-8	Benzo(a)pyrene	380	U
193-39-5	Indeno(1,2,3-cd)pyrene	380	U
53-70-3	Dibenzo(a,h)anthracene	380	U
191-24-2	Benzo(g,h,i)perylene	380	U

(1) Cannot be separated from Diphenylamine

PSS111 S135

1G

SEMIVOLATILE ORGANICS ANALYSIS DATA SHEET
TENTATIVELY IDENTIFIED COMPOUNDS

EPA SAMPLE NO.

GPESB-2-2

Lab Name: H2M LABS, INC. Contract: ____

Lab Code: 10478 Case No.: KEY-PSS SAS No.: ____ SDG No.: PSS111

Matrix: (soil/water) SOIL Lab Sample ID: 0711076-001B

Sample wt/vol: 15 (g/mL) G Lab File ID: A\C37597.D

Level: (low/med) LOW Date Received: 09/24/07

% Moisture: 12.4 Decanted:(Y/N) N Date Extracted: 09/24/07

Concentrated Extract Volume: 1000 (µl) Date Analyzed: 10/01/07

Injection Volume: 2 (µl) Dilution Factor: 1.00

GPC Cleanup: (Y/N) N pH: 6.0 Extraction: (Type) PFEX

CONCENTRATION UNITS:
(µg/L or µg/Kg) UG/KG

Number TICs found: 13

CAS NUMBER	COMPOUND NAME	RT	EST.CONC.	Q
1. 141-79-7	3-Penten-2-one, 4-methyl-	3.58	660	AJN
2. 4161-60-8	2-Pentanone, 4-hydroxy-	3.76	400	AJN
3. 123-42-2	2-Pentanone, 4-hydroxy-4-methyl-	3.96	31000	AJN
4.	C3 Substituted benzene	4.51	9800	J
5. 105-76-0	2-Butenedioic acid (Z)-, dibutyl es	10.56	900	JN
6. 141-03-7	Butanedioic acid, dibutyl ester	10.79	340	JN
7.	(DEL) Alkane: Branched (12.18)	12.18	170	J
8.	(DEL) Alkane: Branched (12.2)	12.20	230	J
9.	unknown (13.45)	13.45	2900	J
10.	unknown (14.08)	14.08	240	J
11.	unknown (14.35)	14.35	5300	J
12.	(DEL) Alkane: Straight-Chain	14.71	430	J
13.	unknown (15.48)	15.48	210	J
14.	unknown (15.63)	15.63	190	J
15.	unknown (16.22)	16.22	320	J
16.	unknown (16.39)	16.39	170	J
17.	unknown (16.83)	16.83	270	J
18.	unknown (16.9)	16.90	270	J
19.	unknown (17.59)	17.59	350	J

PSS111 S136

1C

SEMIVOLATILE ORGANICS ANALYSIS DATA SHEET

EPA SAMPLE NO.

GPESB-2-2RE

Lab Name: H2M LABS, INC. Contract: _____

Lab Code: 10478 Case No.: KEY-PSS SAS No.: _____ SDG No.: PSS111

Matrix: (soil/water) SOIL Lab Sample ID: 0711076-001BRE

Sample wt/vol: 15 (g/mL) G Lab File ID: A\C37613.D

Level: (low/med) LOW Date Received: 09/24/07

% Moisture: 12.4 Decanted: (Y/N) N Date Extracted: 09/24/07

Concentrated Extract Volume: 1000 (µL) Date Analyzed: 10/01/07

Injection Volume: 2 (µL) Dilution Factor: 1.00

GPC Cleanup: (Y/N) N pH: 6.0 Extraction: (Type) PFEX

CAS NO.	COMPOUND	CONCENTRATION UNITS: (µg/L or µg/Kg) UG/KG	Q
108-95-2	Phenol	380	U
111-44-4	Bis(2-chloroethyl)ether	380	U
95-57-8	2-Chlorophenol	380	U
541-73-1	1,3-Dichlorobenzene	380	U
106-46-7	1,4-Dichlorobenzene	380	U
95-50-1	1,2-Dichlorobenzene	380	U
95-48-7	2-Methylphenol	380	U
108-60-1	2,2'-oxybis(1-chloropropane)	380	U
106-44-5	4-Methylphenol	380	U
621-64-7	N-Nitroso-di-n-propylamine	380	U
67-72-1	Hexachloroethane	380	U
98-95-3	Nitrobenzene	380	U
78-59-1	Isophorone	380	U
88-75-5	2-Nitrophenol	380	U
105-67-9	2,4-Dimethylphenol	380	U
111-91-1	Bis(2-chloroethoxy)methane	380	U
120-83-2	2,4-Dichlorophenol	380	U
120-82-1	1,2,4-Trichlorobenzene	380	U
91-20-3	Naphthalene	380	U
106-47-8	4-Chloroaniline	380	U
87-68-3	Hexachlorobutadiene	380	U
59-50-7	4-Chloro-3-methylphenol	380	U
91-57-6	2-Methylnaphthalene	380	U
77-47-4	Hexachlorocyclopentadiene	380	U
88-06-2	2,4,6-Trichlorophenol	380	U
95-95-4	2,4,5-Trichlorophenol	950	U
91-58-7	2-Chloronaphthalene	380	U
88-74-4	2-Nitroaniline	950	U
131-11-3	Dimethylphthalate	380	U
208-96-8	Acenaphthylene	380	U
606-20-2	2,6-Dinitrotoluene	380	U
99-09-2	3-Nitroaniline	950	U
83-32-9	Acenaphthene	380	U
51-28-5	2,4-Dinitrophenol	950	U
100-02-7	4-Nitrophenol	950	U
132-64-9	Dibenzofuran	380	U

1D

SEMIVOLATILE ORGANICS ANALYSIS DATA SHEET

EPA SAMPLE NO.

GPESB-2-2RE

Lab Name: H2M LABS, INC. Contract: _____

Lab Code: 10478 Case No.: KEY-PSS SAS No.: _____ SDG No.: PSS111

Matrix: (soil/water) SOIL Lab Sample ID: 0711076-001BRE

Sample wt/vol: 15 (g/mL) G Lab File ID: A\C37613.D

Level: (low/med) LOW Date Received: 09/24/07

% Moisture: 12.4 Decanted: (Y/N) N Date Extracted: 09/24/07

Concentrated Extract Volume: 1000 (µL) Date Analyzed: 10/01/07

Injection Volume: 2 (µL) Dilution Factor: 1.00

GPC Cleanup: (Y/N) N pH: 6.0 Extraction: (Type) PFEX

CAS NO.	COMPOUND	CONCENTRATION UNITS: (µg/L or µg/Kg) UG/KG	Q
121-14-2	2,4-Dinitrotoluene	380	U
84-66-2	Diethylphthalate	140	J
7005-72-3	4-Chlorophenyl-phenylether	380	U
86-73-7	Fluorene	380	U
100-01-6	4-Nitroaniline	950	U
534-52-1	4,6-Dinitro-2-methylphenol	950	U
86-30-6	N-Nitrosodiphenylamine	380	U
101-55-3	4-Bromophenyl-phenylether	380	U
118-74-1	Hexachlorobenzene	380	U
87-86-5	Pentachlorophenol	950	U
85-01-8	Phenanthrene	380	U
120-12-7	Anthracene	380	U
86-74-8	Carbazole	380	U
84-74-2	Di-n-butyl phthalate	380	U
206-44-0	Fluoranthene	380	U
129-00-0	Pyrene	380	U
85-68-7	Butyl benzyl phthalate	380	U
91-94-1	3,3'-Dichlorobenzidine	380	U
56-55-3	Benzo(a)anthracene	380	U
218-01-9	Chrysene	380	U
117-81-7	Bis(2-ethylhexyl)phthalate	380	U
117-84-0	Di-n-octyl phthalate	380	U
205-99-2	Benzo(b)fluoranthene	380	U
207-08-9	Benzo(k)fluoranthene	380	U
50-32-8	Benzo(a)pyrene	380	U
193-39-5	Indeno(1,2,3-cd)pyrene	380	U
53-70-3	Dibenzo(a,h)anthracene	380	U
191-24-2	Benzo(g,h,i)perylene	380	U

(1) Cannot be separated from Diphenylamine

PSS111 S138

1G

SEMIVOLATILE ORGANICS ANALYSIS DATA SHEET
TENTATIVELY IDENTIFIED COMPOUNDS

EPA SAMPLE NO.

GPESB-2-2RE

Lab Name: H2M LABS, INC. Contract: _____

Lab Code: 10478 Case No.: KEY-PSS SAS No.: _____ SDG No.: PSS111

Matrix: (soil/water) SOIL Lab Sample ID: 0711076-001BRE

Sample wt/vol: 15 (g/mL) G Lab File ID: A\C37613.D

Level: (low/med) LOW Date Received: 09/24/07

% Moisture: 12.4 Decanted:(Y/N) N Date Extracted: 09/24/07

Concentrated Extract Volume: 1000 (µl) Date Analyzed: 10/01/07

Injection Volume: 2 (µl) Dilution Factor: 1.00

GPC Cleanup: (Y/N) N pH: 6.0 Extraction: (Type) PFEX

CONCENTRATION UNITS:

Number TICs found: 16 (µg/L or µg/Kg) UG/KG

CAS NUMBER	COMPOUND NAME	RT	EST.CONC.	Q
1. 141-79-7	3-Penten-2-one, 4-methyl-	3.58	580	AJN
2. 4161-60-8	2-Pentanone, 4-hydroxy-	3.77	460	AJN
3. 123-42-2	2-Pentanone, 4-hydroxy-4-methyl-	3.97	34000	AJN
4.	C3 Substituted benzene	4.50	10000	J
5. 541-02-6	Cyclopentasiloxane, decamethyl-	6.24	160	JNX
6.	unknown (10.02)	10.02	210	J
7. 105-76-0	2-Butenedioic acid (Z)-, dibutyl es	10.56	890	JN
8. 141-03-7	Butanedioic acid, dibutyl ester	10.80	340	JN
9.	unknown (12.01)	12.01	540	J
10.	unknown (13.44)	13.44	3300	J
11.	unknown (14.08)	14.08	220	J
12.	unknown (14.35)	14.35	7200	J
13. 112-39-0	Hexadecanoic acid, methyl ester	14.47	440	JN
14.	(DEL) Alkane: Straight-Chain	14.72	370	J
15.	unknown (15.48)	15.48	200	J
16.	unknown (15.63)	15.63	180	J
17.	unknown (16.22)	16.22	310	J
18.	unknown (16.38)	16.38	260	J
19.	unknown (16.83)	16.83	180	J
20.	unknown (16.91)	16.91	280	J
21.	unknown (17.58)	17.58	370	J

PSS111 S139

1E

PESTICIDE ORGANICS ANALYSIS DATA SHEET

EPA SAMPLE NO.

GPESB-2-2

Lab Name: H2M LABS, INC. Contract: _____

Lab Code: 10478 Case No.: KEY-PSS SAS No.: _____ SDG No.: PSS111

Matrix: (soil/water) SOIL Lab Sample ID: 0711076-001b

Sample wt/vol: 15 (g/mL) G Lab File ID: a00568.raw

% Moisture: 12.4 Decanted: (Y/N) N Date Received: 09/24/07

Extraction: (Type) PFEX Date Extracted: 09/24/07

Concentrated Extract Volume: 5000 (uL) Date Analyzed: 09/29/07

Injection Volume: 0.5 (uL) Dilution Factor: 1.00

GPC Cleanup: (Y/N) N pH: 6.0 Sulfur Cleanup: (Y/N) Y

CAS NO	COMPOUND	CONCENTRATION UNITS: (µg/L or µg/Kg) UG/KG	Q
12674-11-2	Aroclor 1016	38	U
11104-28-2	Aroclor 1221	76	U
11141-16-5	Aroclor 1232	38	U
53469-21-9	Aroclor 1242	38	U
12672-29-6	Aroclor 1248	38	U
11097-69-1	Aroclor 1254	38	U
11096-82-5	Aroclor 1260	38	U

PSS111 S140

U.S. EPA - CLP

1

INORGANIC ANALYSIS DATA SHEET

EPA SAMPLE NO

GPESB-2-2

Lab Name: H2M LABS, INC.

Lab Code: 10478 Case No. SAS No.: SDG No.: PSS111

Matrix (soil/water): SOIL Lab Sample ID: 0711076-001

Level (low/med): LOW Date Received: 9/24/2007

% Solids: 87.6

Concentration Units (ug/L or mg/kg dry weight): MG/KG

CAS No.	Analyte	Concentration	C	Q	M
7440-38-2	Arsenic	3.0		N*	P
7440-39-3	Barium	44.1		*	P
7440-43-9	Cadmium	0.037	U		P
7440-47-3	Chromium	15.6		N*E	P
57-12-5	Cyanide	0.57	U	N	CA
7439-92-1	Lead	7.7		E	P
7439-97-6	Mercury	0.019	U	*	CV
7782-49-2	Selenium	0.27	U	N	P
7440-22-4	Silver	0.060	B	N	P

Color Before: BROWN Clarity Before: Texture: MEDIUM

Color After: YELLOW Clarity After: CLEAR Artifacts:

Comments:

Date Reported: 10/18/07

PSS111 S141

1A

VOLATILE ORGANICS ANALYSIS DATA SHEET

EPA SAMPLE NO.

GPESB-3W-2

Lab Name: H2M LABS, INC. Contract: _____

Lab Code: 10478 Case No.: KEY-PSS SAS No.: _____ SDG No.: PSS111

Matrix: (soil/water) SOIL Lab Sample ID: 0711076-002A

Sample wt/vol: 5 (g/mL) G Lab File ID: 7\P37909.D

Level: (low/med) LOW Date Received: 09/24/07

% Moisture: not dec. 12.9 Date Analyzed: 10/02/07

GC Column: R-502.2 ID: .53 (mm) Dilution Factor: 1.00

Soil Extract Volume: _____ (µL) Soil Aliquot Volume (µL)

CONCENTRATION UNITS:

CAS NO.	COMPOUND	(µg/L or µg/Kg) UG/KG	Q
74-87-3	Chloromethane	11	U
74-83-9	Bromomethane	11	U
75-01-4	Vinyl chloride	11	U
75-00-3	Chloroethane	11	U
75-09-2	Methylene chloride	3	BJ
67-64-1	Acetone	11	U
75-35-4	1,1-Dichloroethene	11	U
75-15-0	Carbon disulfide	11	U
75-34-3	1,1-Dichloroethane	11	U
540-59-0	1,2-Dichloroethene (total)	11	U
67-66-3	Chloroform	11	U
107-06-2	1,2-Dichloroethane	11	U
78-93-3	2-Butanone	11	U
71-55-6	1,1,1-Trichloroethane	11	U
56-23-5	Carbon tetrachloride	11	U
75-27-4	Bromodichloromethane	11	U
78-87-5	1,2-Dichloropropane	11	U
10061-01-5	cis-1,3-Dichloropropene	11	U
79-01-6	Trichloroethene	11	U
124-48-1	Dibromochloromethane	11	U
79-00-5	1,1,2-Trichloroethane	11	U
71-43-2	Benzene	11	U
10061-02-6	trans-1,3-Dichloropropene	11	U
75-25-2	Bromoform	11	U
108-10-1	4-Methyl-2-pentanone	11	U
591-78-6	2-Hexanone	11	U
127-18-4	Tetrachloroethene	11	U
79-34-5	1,1,2,2-Tetrachloroethane	11	U
108-88-3	Toluene	11	U
108-90-7	Chlorobenzene	11	U
100-41-4	Ethylbenzene	11	U
100-42-5	Styrene	11	U
1330-20-7	Xylene (total)	11	U

PSS111 S142

1F

VOLATILE ORGANICS ANALYSIS DATA SHEET

TENTATIVELY IDENTIFIED COMPOUNDS

EPA SAMPLE NO.

GPESB-3W-2

Lab Name: H2M LABS, INC. Contract: _____

Lab Code: 10478 Case No.: KEY-PSS SAS No.: _____ SDG No.: PSS111

Matrix: (soil/water) SOIL Lab Sample ID: 0711076-002A

Sample wt/vol: 5 (g/mL) G Lab File ID: 7\P37909.D

Level: (low/med) LOW Date Received: 09/24/07

% Moisture: not dec. 12.9 Date Analyzed: 10/02/07

GC Column: R-502.2 ID: .53 (mm) Dilution Factor: 1.00

Soil Extract Volume: (µl) Soil Aliquot Volume: 0 (µL)

CONCENTRATION UNITS:

Number TICs found: 0 (µg/L or µg/Kg) UG/KG

CAS NUMBER	COMPOUND NAME	RT	EST.CONC.	Q

1C

SEMIVOLATILE ORGANICS ANALYSIS DATA SHEET

EPA SAMPLE NO.

GPESB-3W-2

Lab Name: H2M LABS, INC. Contract: _____

Lab Code: 10478 Case No.: KEY-PSS SAS No.: _____ SDG No.: PSS111

Matrix: (soil/water) SOIL Lab Sample ID: 0711076-002B

Sample wt/vol: 15 (g/mL) G Lab File ID: A\C37582.D

Level: (low/med) LOW Date Received: 09/24/07

% Moisture: 12.9 Decanted: (Y/N) N Date Extracted: 09/24/07

Concentrated Extract Volume: 1000 (µL) Date Analyzed: 09/28/07

Injection Volume: 2 (µL) Dilution Factor: 1.00

GPC Cleanup: (Y/N) N pH: 6.0 Extraction: (Type) PFEX

CONCENTRATION UNITS:

CAS NO.	COMPOUND	(µg/L or µg/Kg) UG/KG	Q
108-95-2	Phenol	380	U
111-44-4	Bis(2-chloroethyl)ether	380	U
95-57-8	2-Chlorophenol	380	U
541-73-1	1,3-Dichlorobenzene	380	U
106-46-7	1,4-Dichlorobenzene	380	U
95-50-1	1,2-Dichlorobenzene	380	U
95-48-7	2-Methylphenol	380	U
108-60-1	2,2'-oxybis(1-chloropropane)	380	U
106-44-5	4-Methylphenol	380	U
621-64-7	N-Nitroso-di-n-propylamine	380	U
67-72-1	Hexachloroethane	380	U
98-95-3	Nitrobenzene	380	U
78-59-1	Isophorone	380	U
88-75-5	2-Nitrophenol	380	U
105-67-9	2,4-Dimethylphenol	380	U
111-91-1	Bis(2-chloroethoxy)methane	380	U
120-83-2	2,4-Dichlorophenol	380	U
120-82-1	1,2,4-Trichlorobenzene	380	U
91-20-3	Naphthalene	380	U
106-47-8	4-Chloroaniline	380	U
87-68-3	Hexachlorobutadiene	380	U
59-50-7	4-Chloro-3-methylphenol	380	U
91-57-6	2-Methylnaphthalene	380	U
77-47-4	Hexachlorocyclopentadiene	380	U
88-06-2	2,4,6-Trichlorophenol	380	U
95-95-4	2,4,5-Trichlorophenol	950	U
91-58-7	2-Chloronaphthalene	380	U
88-74-4	2-Nitroaniline	950	U
131-11-3	Dimethylphthalate	380	U
208-96-8	Acenaphthylene	380	U
606-20-2	2,6-Dinitrotoluene	380	U
99-09-2	3-Nitroaniline	950	U
83-32-9	Acenaphthene	380	U
51-28-5	2,4-Dinitrophenol	950	U
100-02-7	4-Nitrophenol	950	U
132-64-9	Dibenzofuran	380	U

1D

SEMIVOLATILE ORGANICS ANALYSIS DATA SHEET

EPA SAMPLE NO.

GPESB-3W-2

Lab Name: H2M LABS, INC. Contract: _____

Lab Code: 10478 Case No.: KEY-PSS SAS No.: _____ SDG No.: PSS111

Matrix: (soil/water) SOIL Lab Sample ID: 0711076-002B

Sample wt/vol: 15 (g/mL) G Lab File ID: A\C37582.D

Level: (low/med) LOW Date Received: 09/24/07

% Moisture: 12.9 Decanted: (Y/N) N Date Extracted: 09/24/07

Concentrated Extract Volume: 1000 (µL) Date Analyzed: 09/28/07

Injection Volume: 2 (µL) Dilution Factor: 1.00

GPC Cleanup: (Y/N) N pH: 6.0 Extraction: (Type) PFEX

CONCENTRATION UNITS:

CAS NO.	COMPOUND	(µg/L or µg/Kg) UG/KG	Q
121-14-2	2,4-Dinitrotoluene	380	U
84-66-2	Diethylphthalate	380	U
7005-72-3	4-Chlorophenyl-phenylether	380	U
86-73-7	Fluorene	380	U
100-01-6	4-Nitroaniline	950	U
534-52-1	4,6-Dinitro-2-methylphenol	950	U
86-30-6	N-Nitrosodiphenylamine	380	U
101-55-3	4-Bromophenyl-phenylether	380	U
118-74-1	Hexachlorobenzene	380	U
87-86-5	Pentachlorophenol	950	U
85-01-8	Phenanthrene	380	U
120-12-7	Anthracene	380	U
86-74-8	Carbazole	380	U
84-74-2	Di-n-butyl phthalate	380	U
206-44-0	Fluoranthene	380	U
129-00-0	Pyrene	380	U
85-68-7	Butyl benzyl phthalate	380	U
91-94-1	3,3'-Dichlorobenzidine	380	U
56-55-3	Benzo(a)anthracene	380	U
218-01-9	Chrysene	380	U
117-81-7	Bis(2-ethylhexyl)phthalate	380	U
117-84-0	Di-n-octyl phthalate	380	U
205-99-2	Benzo(b)fluoranthene	380	U
207-08-9	Benzo(k)fluoranthene	380	U
50-32-8	Benzo(a)pyrene	380	U
193-39-5	Indeno(1,2,3-cd)pyrene	380	U
53-70-3	Dibenzo(a,h)anthracene	380	U
191-24-2	Benzo(g,h,i)perylene	380	U

(1) Cannot be separated from Diphenylamine

PSS111 S145

1G

SEMIVOLATILE ORGANICS ANALYSIS DATA SHEET
TENTATIVELY IDENTIFIED COMPOUNDS

EPA SAMPLE NO.

GPESB-3W-2

Lab Name: H2M LABS, INC. Contract: _____

Lab Code: 10478 Case No.: KEY-PSS SAS No.: _____ SDG No.: PSS111

Matrix: (soil/water) SOIL Lab Sample ID: 0711076-002B

Sample wt/vol: 15 (g/mL) G Lab File ID: A\C37582.D

Level: (low/med) LOW Date Received: 09/24/07

% Moisture: 12.9 Decanted:(Y/N) N Date Extracted: 09/24/07

Concentrated Extract Volume: 1000 (µl) Date Analyzed: 09/28/07

Injection Volume: 2 (µl) Dilution Factor: 1.00

GPC Cleanup: (Y/N) N pH: 6.0 Extraction: (Type) PFEX

CONCENTRATION UNITS:

Number TICs found: 4 (µg/L or µg/Kg) UG/KG

CAS NUMBER	COMPOUND NAME	RT	EST.CONC.	Q
1. 4161-60-8	2-Pentanone, 4-hydroxy-	3.78	510	AJN
2. 123-42-2	2-Pentanone, 4-hydroxy-4-methyl-	3.98	26000	AJN
3.	C3 Substituted benzene	4.53	9600	J
4.	unknown (16.25)	16.25	700	J
5.	unknown (16.93)	16.93	440	J
6.	unknown (20.53)	20.53	280	J

PSS111 S146

1E

PESTICIDE ORGANICS ANALYSIS DATA SHEET

EPA SAMPLE NO.

GPESB-3W-2

Lab Name: H2M LABS, INC. Contract: _____

Lab Code: 10478 Case No.: KEY-PSS SAS No.: _____ SDG No.: PSS111

Matrix: (soil/water) SOIL Lab Sample ID: 0711076-002b

Sample wt/vol: 15 (g/mL) G Lab File ID: a00569.raw

% Moisture: 12.9 Decanted: (Y/N) N Date Received: 09/24/07

Extraction: (Type) PFEX Date Extracted: 09/24/07

Concentrated Extract Volume: 5000 (uL) Date Analyzed: 09/29/07

Injection Volume: 0.5 (uL) Dilution Factor: 1.00

GPC Cleanup: (Y/N) N pH: 6.0 Sulfur Cleanup: (Y/N) Y

CAS NO	COMPOUND	CONCENTRATION UNITS: (µg/L or µg/Kg) UG/KG	Q
12674-11-2	Aroclor 1016	38	U
11104-28-2	Aroclor 1221	77	U
11141-16-5	Aroclor 1232	38	U
53469-21-9	Aroclor 1242	38	U
12672-29-6	Aroclor 1248	38	U
11097-69-1	Aroclor 1254	38	U
11096-82-5	Aroclor 1260	38	U

U.S. EPA - CLP

1

INORGANIC ANALYSIS DATA SHEET

EPA SAMPLE NO

GPESB-3W-2

Lab Name: H2M LABS, INC.

Lab Code: 10478 Case No. SAS No.: SDG No.: PSS111

Matrix (soil/water): SOIL Lab Sample ID: 0711076-002

Level (low/med): LOW Date Received: 9/24/2007

% Solids: 87.1

Concentration Units (ug/L or mg/kg dry weight): MG/KG

CAS No.	Analyte	Concentration	C	Q	M
7440-38-2	Arsenic	2.2		N*	P
7440-39-3	Barium	30.0		*	P
7440-43-9	Cadmium	0.037	U		P
7440-47-3	Chromium	17.5		N*E	P
57-12-5	Cyanide	0.57	U	N	CA
7439-92-1	Lead	6.9		E	P
7439-97-6	Mercury	0.019	U	*	CV
7782-49-2	Selenium	0.27	U	N	P
7440-22-4	Silver	0.078	B	N	P

Color Before: BROWN Clarity Before: Texture: COARSE

Color After: YELLOW Clarity After: CLEAR Artifacts:

Comments:

Date Reported: 10/18/07

PSS111 S148

1A

VOLATILE ORGANICS ANALYSIS DATA SHEET

EPA SAMPLE NO.

GPESB-4-2

Lab Name: H2M LABS, INC. Contract: _____

Lab Code: 10478 Case No.: KEY-PSS SAS No.: _____ SDG No.: PSS111

Matrix: (soil/water) SOIL Lab Sample ID: 0711076-003A

Sample wt/vol: 5 (g/mL) G Lab File ID: 7\P37910.D

Level: (low/med) LOW Date Received: 09/24/07

% Moisture: not dec. 14.3 Date Analyzed: 10/02/07

GC Column: R-502.2 ID: .53 (mm) Dilution Factor: 1.00

Soil Extract Volume: _____ (µL) Soil Aliquot Volume _____ (µL)

CAS NO.	COMPOUND	CONCENTRATION UNITS: (µg/L or µg/Kg) UG/KG	Q
74-87-3	Chloromethane	12	U
74-83-9	Bromomethane	12	U
75-01-4	Vinyl chloride	12	U
75-00-3	Chloroethane	12	U
75-09-2	Methylene chloride	3	BJ
67-64-1	Acetone	12	U
75-35-4	1,1-Dichloroethene	12	U
75-15-0	Carbon disulfide	12	U
75-34-3	1,1-Dichloroethane	12	U
540-59-0	1,2-Dichloroethene (total)	12	U
67-66-3	Chloroform	12	U
107-06-2	1,2-Dichloroethane	12	U
78-93-3	2-Butanone	12	U
71-55-6	1,1,1-Trichloroethane	12	U
56-23-5	Carbon tetrachloride	12	U
75-27-4	Bromodichloromethane	12	U
78-87-5	1,2-Dichloropropane	12	U
10061-01-5	cis-1,3-Dichloropropene	12	U
79-01-6	Trichloroethene	12	U
124-48-1	Dibromochloromethane	12	U
79-00-5	1,1,2-Trichloroethane	12	U
71-43-2	Benzene	12	U
10061-02-6	trans-1,3-Dichloropropene	12	U
75-25-2	Bromoform	12	U
108-10-1	4-Methyl-2-pentanone	12	U
591-78-6	2-Hexanone	12	U
127-18-4	Tetrachloroethene	12	U
79-34-5	1,1,2,2-Tetrachloroethane	12	U
108-88-3	Toluene	12	U
108-90-7	Chlorobenzene	12	U
100-41-4	Ethylbenzene	12	U
100-42-5	Styrene	12	U
1330-20-7	Xylene (total)	12	U

PSS111 S149

1F

VOLATILE ORGANICS ANALYSIS DATA SHEET

TENTATIVELY IDENTIFIED COMPOUNDS

EPA SAMPLE NO.

GPESB-4-2

Lab Name: H2M LABS, INC. Contract: _____

Lab Code: 10478 Case No.: KEY-PSS SAS No.: _____ SDG No.: PSS111

Matrix: (soil/water) SOIL Lab Sample ID: 0711076-003A

Sample wt/vol: 5 (g/mL) G Lab File ID: 7\P37910.D

Level: (low/med) LOW Date Received: 09/24/07

% Moisture: not dec. 14.3 Date Analyzed: 10/02/07

GC Column: R-502.2 ID: .53 (mm) Dilution Factor: 1.00

Soil Extract Volume: (µl) Soil Aliquot Volume: 0 (µL)

CONCENTRATION UNITS:

Number TICs found: 0 (µg/L or µg/Kg) UG/KG

CAS NUMBER	COMPOUND NAME	RT	EST.CONC.	Q

PSS111 S150

1C

SEMIVOLATILE ORGANICS ANALYSIS DATA SHEET

EPA SAMPLE NO.

GPESB-4-2

Lab Name: H2M LABS, INC. Contract: _____

Lab Code: 10478 Case No.: KEY-PSS SAS No.: _____ SDG No.: PSS111

Matrix: (soil/water) SOIL Lab Sample ID: 0711076-003B

Sample wt/vol: 15 (g/mL) G Lab File ID: A\C37583.D

Level: (low/med) LOW Date Received: 09/24/07

% Moisture: 14.3 Decanted: (Y/N) N Date Extracted: 09/24/07

Concentrated Extract Volume: 1000 (µL) Date Analyzed: 09/28/07

Injection Volume: 2 (µL) Dilution Factor: 1.00

GPC Cleanup: (Y/N) N pH: 6.0 Extraction: (Type) PFEX

CAS NO.	COMPOUND	CONCENTRATION UNITS: (µg/L or µg/Kg) UG/KG	Q
108-95-2	Phenol	390	U
111-44-4	Bis(2-chloroethyl)ether	390	U
95-57-8	2-Chlorophenol	390	U
541-73-1	1,3-Dichlorobenzene	390	U
106-46-7	1,4-Dichlorobenzene	390	U
95-50-1	1,2-Dichlorobenzene	390	U
95-48-7	2-Methylphenol	390	U
108-60-1	2,2'-oxybis(1-chloropropane)	390	U
106-44-5	4-Methylphenol	390	U
621-64-7	N-Nitroso-di-n-propylamine	390	U
67-72-1	Hexachloroethane	390	U
98-95-3	Nitrobenzene	390	U
78-59-1	Isophorone	390	U
88-75-5	2-Nitrophenol	390	U
105-67-9	2,4-Dimethylphenol	390	U
111-91-1	Bis(2-chloroethoxy)methane	390	U
120-83-2	2,4-Dichlorophenol	390	U
120-82-1	1,2,4-Trichlorobenzene	390	U
91-20-3	Naphthalene	390	U
106-47-8	4-Chloroaniline	390	U
87-68-3	Hexachlorobutadiene	390	U
59-50-7	4-Chloro-3-methylphenol	390	U
91-57-6	2-Methylnaphthalene	390	U
77-47-4	Hexachlorocyclopentadiene	390	U
88-06-2	2,4,6-Trichlorophenol	390	U
95-95-4	2,4,5-Trichlorophenol	970	U
91-58-7	2-Chloronaphthalene	390	U
88-74-4	2-Nitroaniline	970	U
131-11-3	Dimethylphthalate	390	U
208-96-8	Acenaphthylene	390	U
606-20-2	2,6-Dinitrotoluene	390	U
99-09-2	3-Nitroaniline	970	U
83-32-9	Acenaphthene	390	U
51-28-5	2,4-Dinitrophenol	970	U
100-02-7	4-Nitrophenol	970	U
132-64-9	Dibenzofuran	390	U

PSS111 S151

1D

SEMIVOLATILE ORGANICS ANALYSIS DATA SHEET

EPA SAMPLE NO.

GPESB-4-2

Lab Name: H2M LABS, INC. Contract: _____

Lab Code: 10478 Case No.: KEY-PSS SAS No.: _____ SDG No.: PSS111

Matrix: (soil/water) SOIL Lab Sample ID: 0711076-003B

Sample wt/vol: 15 (g/mL) G Lab File ID: A\C37583.D

Level: (low/med) LOW Date Received: 09/24/07

% Moisture: 14.3 Decanted: (Y/N) N Date Extracted: 09/24/07

Concentrated Extract Volume: 1000 (µL) Date Analyzed: 09/28/07

Injection Volume: 2 (µL) Dilution Factor: 1.00

GPC Cleanup: (Y/N) N pH: 6.0 Extraction: (Type) PFEX

CAS NO.	COMPOUND	CONCENTRATION UNITS: (µg/L or µg/Kg) UG/KG	Q
121-14-2	2,4-Dinitrotoluene	390	U
84-66-2	Diethylphthalate	390	U
7005-72-3	4-Chlorophenyl-phenylether	390	U
86-73-7	Fluorene	390	U
100-01-6	4-Nitroaniline	970	U
534-52-1	4,6-Dinitro-2-methylphenol	970	U
86-30-6	N-Nitrosodiphenylamine	390	U
101-55-3	4-Bromophenyl-phenylether	390	U
118-74-1	Hexachlorobenzene	390	U
87-86-5	Pentachlorophenol	970	U
85-01-8	Phenanthrene	390	U
120-12-7	Anthracene	390	U
86-74-8	Carbazole	390	U
84-74-2	Di-n-butyl phthalate	390	U
206-44-0	Fluoranthene	390	U
129-00-0	Pyrene	390	U
85-68-7	Butyl benzyl phthalate	390	U
91-94-1	3,3'-Dichlorobenzidine	390	U
56-55-3	Benzo(a)anthracene	390	U
218-01-9	Chrysene	390	U
117-81-7	Bis(2-ethylhexyl)phthalate	390	U
117-84-0	Di-n-octyl phthalate	390	U
205-99-2	Benzo(b)fluoranthene	390	U
207-08-9	Benzo(k)fluoranthene	390	U
50-32-8	Benzo(a)pyrene	390	U
193-39-5	Indeno(1,2,3-cd)pyrene	390	U
53-70-3	Dibenzo(a,h)anthracene	390	U
191-24-2	Benzo(g,h,i)perylene	390	U

(1) Cannot be separated from Diphenylamine

PSS111 S152

1G

SEMIVOLATILE ORGANICS ANALYSIS DATA SHEET
TENTATIVELY IDENTIFIED COMPOUNDS

EPA SAMPLE NO.

GPESB-4-2

Lab Name: H2M LABS, INC. Contract: _____

Lab Code: 10478 Case No.: KEY-PSS SAS No.: _____ SDG No.: PSS111

Matrix: (soil/water) SOIL Lab Sample ID: 0711076-003B

Sample wt/vol: 15 (g/mL) G Lab File ID: A\C37583.D

Level: (low/med) LOW Date Received: 09/24/07

% Moisture: 14.3 Decanted:(Y/N) N Date Extracted: 09/24/07

Concentrated Extract Volume: 1000 (µl) Date Analyzed: 09/28/07

Injection Volume: 2 (µl) Dilution Factor: 1.00

GPC Cleanup: (Y/N) N pH: 6.0 Extraction: (Type) PFEX

CONCENTRATION UNITS:

Number TICs found: 4 (µg/L or µg/Kg) UG/KG

CAS NUMBER	COMPOUND NAME	RT	EST.CONC.	Q
1. 4161-60-8	2-Pentanone, 4-hydroxy-	3.78	390	AJN
2. 123-42-2	2-Pentanone, 4-hydroxy-4-methyl-	3.98	25000	AJN
3.	C3 Substituted benzene	4.53	9400	J
4.	unknown (16.25)	16.25	610	J
5.	unknown (16.93)	16.93	410	J
6.	unknown (20.53)	20.53	210	J

PSS111 S153

1E

PESTICIDE ORGANICS ANALYSIS DATA SHEET

EPA SAMPLE NO.

GPESB-4-2

Lab Name: H2M LABS, INC. Contract: _____

Lab Code: 10478 Case No.: KEY-PSS SAS No.: _____ SDG No.: PSS111

Matrix: (soil/water) SOIL Lab Sample ID: 0711076-003b

Sample wt/vol: 15 (g/mL) G Lab File ID: a00570.raw

% Moisture: 14.3 Decanted: (Y/N) N Date Received: 09/24/07

Extraction: (Type) PFEX Date Extracted: 09/24/07

Concentrated Extract Volume: 5000 (uL) Date Analyzed: 09/29/07

Injection Volume: 0.5 (uL) Dilution Factor: 1.00

GPC Cleanup: (Y/N) N pH: 6.0 Sulfur Cleanup: (Y/N) Y

CAS NO	COMPOUND	CONCENTRATION UNITS: (µg/L or µg/Kg) UG/KG	Q
12674-11-2	Aroclor 1016	39	U
11104-28-2	Aroclor 1221	78	U
11141-16-5	Aroclor 1232	39	U
53469-21-9	Aroclor 1242	39	U
12672-29-6	Aroclor 1248	39	U
11097-69-1	Aroclor 1254	39	U
11096-82-5	Aroclor 1260	39	U

U.S. EPA - CLP

1

INORGANIC ANALYSIS DATA SHEET

EPA SAMPLE NO

GPESB-4-2

Lab Name: H2M LABS, INC.

Lab Code: 10478 Case No. SAS No.: SDG No.: PSS111

Matrix (soil/water): SOIL Lab Sample ID: 0711076-003

Level (low/med): LOW Date Received: 9/24/2007

% Solids: 85.7

Concentration Units (ug/L or mg/kg dry weight): MG/KG

CAS No.	Analyte	Concentration	C	Q	M
7440-38-2	Arsenic	3.4		N*	P
7440-39-3	Barium	37.1		*	P
7440-43-9	Cadmium	0.038	U		P
7440-47-3	Chromium	21.9		N*E	P
57-12-5	Cyanide	0.58	U	N	CA
7439-92-1	Lead	24.2		E	P
7439-97-6	Mercury	0.13		*	CV
7782-49-2	Selenium	0.28	U	N	P
7440-22-4	Silver	0.089	B	N	P

Color Before: BROWN Clarity Before: Texture: MEDIUM

Color After: YELLOW Clarity After: CLEAR Artifacts:

Comments:

Date Reported: 10/18/07

PSS111 S155

1A

VOLATILE ORGANICS ANALYSIS DATA SHEET

EPA SAMPLE NO.

GPESB-5W-2

Lab Name: H2M LABS, INC. Contract: _____

Lab Code: 10478 Case No.: KEY-PSS SAS No.: _____ SDG No.: PSS111

Matrix: (soil/water) SOIL Lab Sample ID: 0711076-004A

Sample wt/vol: 5 (g/mL) G Lab File ID: 7\P37911.D

Level: (low/med) LOW Date Received: 09/24/07

% Moisture: not dec. 15.3 Date Analyzed: 10/02/07

GC Column: R-502.2 ID: .53 (mm) Dilution Factor: 1.00

Soil Extract Volume: _____ (µL) Soil Aliquot Volume _____ (µL)

CAS NO.	COMPOUND	CONCENTRATION UNITS: (µg/L or µg/Kg) UG/KG	Q
74-87-3	Chloromethane	12	U
74-83-9	Bromomethane	12	U
75-01-4	Vinyl chloride	12	U
75-00-3	Chloroethane	12	U
75-09-2	Methylene chloride	4	BJ
67-64-1	Acetone	12	U
75-35-4	1,1-Dichloroethene	12	U
75-15-0	Carbon disulfide	12	U
75-34-3	1,1-Dichloroethane	12	U
540-59-0	1,2-Dichloroethene (total)	12	U
67-66-3	Chloroform	12	U
107-06-2	1,2-Dichloroethane	12	U
78-93-3	2-Butanone	12	U
71-55-6	1,1,1-Trichloroethane	12	U
56-23-5	Carbon tetrachloride	12	U
75-27-4	Bromodichloromethane	12	U
78-87-5	1,2-Dichloropropane	12	U
10061-01-5	cis-1,3-Dichloropropene	12	U
79-01-6	Trichloroethene	12	U
124-48-1	Dibromochloromethane	12	U
79-00-5	1,1,2-Trichloroethane	12	U
71-43-2	Benzene	12	U
10061-02-6	trans-1,3-Dichloropropene	12	U
75-25-2	Bromoform	12	U
108-10-1	4-Methyl-2-pentanone	12	U
591-78-6	2-Hexanone	12	U
127-18-4	Tetrachloroethene	12	U
79-34-5	1,1,2,2-Tetrachloroethane	12	U
108-88-3	Toluene	12	U
108-90-7	Chlorobenzene	12	U
100-41-4	Ethylbenzene	12	U
100-42-5	Styrene	12	U
1330-20-7	Xylene (total)	12	U

PSS111 S156

1F

VOLATILE ORGANICS ANALYSIS DATA SHEET

TENTATIVELY IDENTIFIED COMPOUNDS

EPA SAMPLE No.

[illegible]

Lab Name: H2M LABS, INC. Contract: _____

Lab Code: 10478 Case No.: KEY-PSS SAS No.: _____ SDG No.: [illegible]

Matrix: (soil/water) SOIL Lab Sample ID: [illegible]

Sample wt/vol: 5 (g/mL) G Lab File ID: [illegible]

Level: (low/med) LOW Date Received: [illegible]

% Moisture: not dec. 15.3 Date Analyzed: [illegible]

GC Column: R-502.2 ID: .53 (mm) Dilution Factor: [illegible]

Soil Extract Volume: (pl) Soil Aliquot Volume: [illegible]

CONCENTRATION UNITS:

Number TICs found: 0 (µg/L or µg/Kg) UG/KG

CAS NUMBER	COMPOUND NAME	RT	EST. CONC.	Q

FORM I VOA-TIC

OLM 4.2

PSS111 S157

1C

SEMIVOLATILE ORGANICS ANALYSIS DATA SHEET

EPA SAMPLE NO.

GPESB-5W-2

Lab Name: H2M LABS, INC. Contract: _____

Lab Code: 10478 Case No.: KEY-PSS SAS No.: _____ SDG No.: PSS111

Matrix: (soil/water) SOIL Lab Sample ID: 0711076-004B

Sample wt/vol: 15 (g/mL) G Lab File ID: A\C37584.D

Level: (low/med) LOW Date Received: 09/24/07

% Moisture: 15.3 Decanted: (Y/N) N Date Extracted: 09/24/07

Concentrated Extract Volume: 1000 (µL) Date Analyzed: 09/28/07

Injection Volume: 2 (µL) Dilution Factor: 1.00

GPC Cleanup: (Y/N) N pH: 7.0 Extraction: (Type) PFEX

CAS NO.	COMPOUND	CONCENTRATION UNITS: (µg/L or µg/Kg) UG/KG	Q
108-95-2	Phenol	390	U
111-44-4	Bis(2-chloroethyl)ether	390	U
95-57-8	2-Chlorophenol	390	U
541-73-1	1,3-Dichlorobenzene	390	U
106-46-7	1,4-Dichlorobenzene	390	U
95-50-1	1,2-Dichlorobenzene	390	U
95-48-7	2-Methylphenol	390	U
108-60-1	2,2'-oxybis(1-chloropropane)	390	U
106-44-5	4-Methylphenol	390	U
621-64-7	N-Nitroso-di-n-propylamine	390	U
67-72-1	Hexachloroethane	390	U
98-95-3	Nitrobenzene	390	U
78-59-1	Isophorone	390	U
88-75-5	2-Nitrophenol	390	U
105-67-9	2,4-Dimethylphenol	390	U
111-91-1	Bis(2-chloroethoxy)methane	390	U
120-83-2	2,4-Dichlorophenol	390	U
120-82-1	1,2,4-Trichlorobenzene	390	U
91-20-3	Naphthalene	390	U
106-47-8	4-Chloroaniline	390	U
87-68-3	Hexachlorobutadiene	390	U
59-50-7	4-Chloro-3-methylphenol	390	U
91-57-6	2-Methylnaphthalene	390	U
77-47-4	Hexachlorocyclopentadiene	390	U
88-06-2	2,4,6-Trichlorophenol	390	U
95-95-4	2,4,5-Trichlorophenol	980	U
91-58-7	2-Chloronaphthalene	390	U
88-74-4	2-Nitroaniline	980	U
131-11-3	Dimethylphthalate	390	U
208-96-8	Acenaphthylene	390	U
606-20-2	2,6-Dinitrotoluene	390	U
99-09-2	3-Nitroaniline	980	U
83-32-9	Acenaphthene	390	U
51-28-5	2,4-Dinitrophenol	980	U
100-02-7	4-Nitrophenol	980	U
132-64-9	Dibenzofuran	390	U

PSS111 S158

1D

SEMIVOLATILE ORGANICS ANALYSIS DATA SHEET

EPA SAMPLE NO.

GPESB-5W-2

Lab Name: H2M LABS, INC. Contract: _____

Lab Code: 10478 Case No.: KEY-PSS SAS No.: _____ SDG No.: PSS111

Matrix: (soil/water) SOIL Lab Sample ID: 0711076-004B

Sample wt/vol: 15 (g/mL) G Lab File ID: A\C37584.D

Level: (low/med) LOW Date Received: 09/24/07

% Moisture: 15.3 Decanted: (Y/N) N Date Extracted: 09/24/07

Concentrated Extract Volume: 1000 (µL) Date Analyzed: 09/28/07

Injection Volume: 2 (µL) Dilution Factor: 1.00

GPC Cleanup: (Y/N) N pH: 7.0 Extraction: (Type) PFEX

CAS NO.	COMPOUND	CONCENTRATION UNITS: (µg/L or µg/Kg) UG/KG	Q
121-14-2	2,4-Dinitrotoluene	390	U
84-66-2	Diethylphthalate	120	J
7005-72-3	4-Chlorophenyl-phenylether	390	U
86-73-7	Fluorene	390	U
100-01-6	4-Nitroaniline	980	U
534-52-1	4,6-Dinitro-2-methylphenol	980	U
86-30-6	N-Nitrosodiphenylamine	390	U
101-55-3	4-Bromophenyl-phenylether	390	U
118-74-1	Hexachlorobenzene	390	U
87-86-5	Pentachlorophenol	980	U
85-01-8	Phenanthrene	390	U
120-12-7	Anthracene	390	U
86-74-8	Carbazole	390	U
84-74-2	Di-n-butyl phthalate	390	U
206-44-0	Fluoranthene	390	U
129-00-0	Pyrene	390	U
85-68-7	Butyl benzyl phthalate	390	U
91-94-1	3,3'-Dichlorobenzidine	390	U
56-55-3	Benzo(a)anthracene	390	U
218-01-9	Chrysene	390	U
117-81-7	Bis(2-ethylhexyl)phthalate	390	U
117-84-0	Di-n-octyl phthalate	390	U
205-99-2	Benzo(b)fluoranthene	390	U
207-08-9	Benzo(k)fluoranthene	390	U
50-32-8	Benzo(a)pyrene	390	U
193-39-5	Indeno(1,2,3-cd)pyrene	390	U
53-70-3	Dibenzo(a,h)anthracene	390	U
191-24-2	Benzo(g,h,i)perylene	390	U

(1) Cannot be separated from Diphenylamine

PSS111 S159

1G

EPA SAMPLE NO.

GPESB-5W-2

SEMIVOLATILE ORGANICS ANALYSIS DATA SHEET
TENTATIVELY IDENTIFIED COMPOUNDS

Lab Name: H2M LABS, INC. Contract: _____

Lab Code: 10478 Case No.: KEY-PSS SAS No.: _____ SDG No.: PSS111

Matrix: (soil/water) SOIL Lab Sample ID: 0711076-004B

Sample wt/vol: 15 (g/mL) G Lab File ID: A\C37584.D

Level: (low/med) LOW Date Received: 09/24/07

% Moisture: 15.3 Decanted:(Y/N) N Date Extracted: 09/24/07

Concentrated Extract Volume: 1000 (µl) Date Analyzed: 09/28/07

Injection Volume: 2 (µl) Dilution Factor: 1.00

GPC Cleanup: (Y/N) N pH: 7.0 Extraction: (Type) PFEX

CONCENTRATION UNITS:

Number TICs found: 5 (µg/L or µg/Kg) UG/KG

CAS NUMBER	COMPOUND NAME	RT	EST.CONC.	Q
1. 141-79-7	3-Penten-2-one, 4-methyl-	3.60	200	AJN
2. 4161-60-8	2-Pentanone, 4-hydroxy-	3.78	340	AJN
3. 123-42-2	2-Pentanone, 4-hydroxy-4-methyl-	3.98	28000	AJN
4.	C3 Substituted benzene	4.53	8700	J
5.	unknown (15.66)	15.66	360	J
6.	unknown (16.25)	16.25	590	J
7.	unknown (16.94)	16.94	420	J
8.	unknown (20.53)	20.53	230	J

PSS111 S160

1E

PESTICIDE ORGANICS ANALYSIS DATA SHEET

EPA SAMPLE NO.

GPESB-5W-2

Lab Name: H2M LABS, INC. Contract: _____

Lab Code: 10478 Case No.: KEY-PSS SAS No.: _____ SDG No.: PSS111

Matrix: (soil/water) SOIL Lab Sample ID: 0711076-004b

Sample wt/vol: 15 (g/mL) G Lab File ID: a00571.raw

% Moisture: 15.3 Decanted: (Y/N) N Date Received: 09/24/07

Extraction: (Type) PFEX Date Extracted: 09/24/07

Concentrated Extract Volume: 5000 (uL) Date Analyzed: 09/29/07

Injection Volume: 0.5 (uL) Dilution Factor: 1.00

GPC Cleanup: (Y/N) N pH: 7.0 Sulfur Cleanup: (Y/N) Y

CAS NO	COMPOUND	CONCENTRATION UNITS: (µg/L or µg/Kg) UG/KG	Q
12674-11-2	Aroclor 1016	39	U
11104-28-2	Aroclor 1221	79	U
11141-16-5	Aroclor 1232	39	U
53469-21-9	Aroclor 1242	39	U
12672-29-6	Aroclor 1248	39	U
11097-69-1	Aroclor 1254	39	U
11096-82-5	Aroclor 1260	39	U

PSS111 S161

U.S. EPA - CLP

1

INORGANIC ANALYSIS DATA SHEET

EPA SAMPLE NO

GPESB-5W-2

Lab Name: H2M LABS, INC.

Lab Code: 10478 Case No. SAS No.: SDG No.: PSS111

Matrix (soil/water): SOIL Lab Sample ID: 0711076-004

Level (low/med): LOW Date Received: 9/24/2007

% Solids: 84.7

Concentration Units (ug/L or mg/kg dry weight): MG/KG

CAS No.	Analyte	Concentration	C	Q	M
7440-38-2	Arsenic	4.0		N*	P
7440-39-3	Barium	60.5		*	P
7440-43-9	Cadmium	0.038	U		P
7440-47-3	Chromium	26.3		N*E	P
57-12-5	Cyanide	0.59	U	N	CA
7439-92-1	Lead	110		E	P
7439-97-6	Mercury	0.13		*	CV
7782-49-2	Selenium	0.28	U	N	P
7440-22-4	Silver	0.081	B	N	P

Color Before: BROWN Clarity Before: Texture: COARSE

Color After: YELLOW Clarity After: CLEAR Artifacts:

Comments:

Date Reported: 10/18/07

PSS111 S162

1F

VOLATILE ORGANICS ANALYSIS DATA SHEET

TENTATIVELY IDENTIFIED COMPOUNDS

EPA SAMPLE NO.

GPESB-6W-2

Lab Name: H2M LABS, INC. Contract: _____

Lab Code: 10478 Case No.: KEY-PSS SAS No.: _____ SDG No.: PSS111

Matrix: (soil/water) SOIL Lab Sample ID: 0711076-005A

Sample wt/vol: 5 (g/mL) G Lab File ID: 7\P37912.D

Level: (low/med) LOW Date Received: 09/24/07

% Moisture: not dec. 19.7 Date Analyzed: 10/02/07

GC Column: R-502.2 ID: .53 (mm) Dilution Factor: 1.00

Soil Extract Volume: (µl) Soil Aliquot Volume: 0 (µL)

CONCENTRATION UNITS:

Number TICs found: 0 (µg/L or µg/Kg) UG/KG

CAS NUMBER	COMPOUND NAME	RT	EST.CONC.	Q

PSS111 S164

1C

SEMIVOLATILE ORGANICS ANALYSIS DATA SHEET

EPA SAMPLE NO.

GPESB-6W-2DL

Lab Name: H2M LABS, INC. Contract: _____

Lab Code: 10478 Case No.: KEY-PSS SAS No.: _____ SDG No.: PSS111

Matrix: (soil/water) SOIL Lab Sample ID: 0711076-005BDL

Sample wt/vol: 15 (g/mL) G Lab File ID: A\C37646.D

Level: (low/med) LOW Date Received: 09/24/07

% Moisture: 19.7 Decanted: (Y/N) N Date Extracted: 09/24/07

Concentrated Extract Volume: 1000 (µL) Date Analyzed: 10/03/07

Injection Volume: 2 (µL) Dilution Factor: 5.00

GPC Cleanup: (Y/N) N pH: 6.0 Extraction: (Type) PFEX

CAS NO.	COMPOUND	CONCENTRATION UNITS: (µg/L or µg/Kg) UG/KG	Q
108-95-2	Phenol	2100	U
111-44-4	Bis(2-chloroethyl)ether	2100	U
95-57-8	2-Chlorophenol	2100	U
541-73-1	1,3-Dichlorobenzene	2100	U
106-46-7	1,4-Dichlorobenzene	2100	U
95-50-1	1,2-Dichlorobenzene	2100	U
95-48-7	2-Methylphenol	2100	U
108-60-1	2,2'-oxybis(1-chloropropane)	2100	U
106-44-5	4-Methylphenol	2100	U
621-64-7	N-Nitroso-di-n-propylamine	2100	U
67-72-1	Hexachloroethane	2100	U
98-95-3	Nitrobenzene	2100	U
78-59-1	Isophorone	2100	U
88-75-5	2-Nitrophenol	2100	U
105-67-9	2,4-Dimethylphenol	2100	U
111-91-1	Bis(2-chloroethoxy)methane	2100	U
120-83-2	2,4-Dichlorophenol	2100	U
120-82-1	1,2,4-Trichlorobenzene	2100	U
91-20-3	Naphthalene	16000	D
106-47-8	4-Chloroaniline	2100	U
87-68-3	Hexachlorobutadiene	2100	U
59-50-7	4-Chloro-3-methylphenol	2100	U
91-57-6	2-Methylnaphthalene	6100	D
77-47-4	Hexachlorocyclopentadiene	2100	U
88-06-2	2,4,6-Trichlorophenol	2100	U
95-95-4	2,4,5-Trichlorophenol	5200	U
91-58-7	2-Chloronaphthalene	2100	U
88-74-4	2-Nitroaniline	5200	U
131-11-3	Dimethylphthalate	2100	U
208-96-8	Acenaphthylene	3300	D
606-20-2	2,6-Dinitrotoluene	2100	U
99-09-2	3-Nitroaniline	5200	U
83-32-9	Acenaphthene	2100	U
51-28-5	2,4-Dinitrophenol	5200	U
100-02-7	4-Nitrophenol	5200	U
132-64-9	Dibenzofuran	1100	DJ

Use initial run as good

PSS111 S168

1D

SEMIVOLATILE ORGANICS ANALYSIS DATA SHEET

EPA SAMPLE NO.

GPESB-6W-2DL

Lab Name: H2M LABS, INC. Contract: _____

Lab Code: 10478 Case No.: KEY-PSS SAS No.: _____ SDG No.: PSS111

Matrix: (soil/water) SOIL Lab Sample ID: 0711076-005BDL

Sample wt/vol: 15 (g/mL) G Lab File ID: A\C37646.D

Level: (low/med) LOW Date Received: 09/24/07

% Moisture: 19.7 Decanted: (Y/N) N Date Extracted: 09/24/07

Concentrated Extract Volume: 1000 (µL) Date Analyzed: 10/03/07

Injection Volume: 2 (µL) Dilution Factor: 5.00

GPC Cleanup: (Y/N) N pH: 6.0 Extraction: (Type) PFEX

CAS NO.	COMPOUND	CONCENTRATION UNITS: (µg/L or µg/Kg) UG/KG	Q
121-14-2	2,4-Dinitrotoluene	2100	U
84-66-2	Diethylphthalate	2100	U
7005-72-3	4-Chlorophenyl-phenylether	2100	U
86-73-7	Fluorene	1300	DJ
100-01-6	4-Nitroaniline	5200	U
534-52-1	4,6-Dinitro-2-methylphenol	5200	U
86-30-6	N-Nitrosodiphenylamine	2100	U
101-55-3	4-Bromophenyl-phenylether	2100	U
118-74-1	Hexachlorobenzene	2100	U
87-86-5	Pentachlorophenol	5200	U
85-01-8	Phenanthrene	14000	D
120-12-7	Anthracene	560	DJ
86-74-8	Carbazole	2100	U
84-74-2	Di-n-butyl phthalate	2100	U
206-44-0	Fluoranthene	8700	D
129-00-0	Pyrene	12000	D
85-68-7	Butyl benzyl phthalate	2100	U
91-94-1	3,3'-Dichlorobenzidine	2100	U
56-55-3	Benzo(a)anthracene	5100	D
218-01-9	Chrysene	7700	D
117-81-7	Bis(2-ethylhexyl)phthalate	2100	U
117-84-0	Di-n-octyl phthalate	2100	U
205-99-2	Benzo(b)fluoranthene	4200	D
207-08-9	Benzo(k)fluoranthene	3000	D
50-32-8	Benzo(a)pyrene	710	DJ
193-39-5	Indeno(1,2,3-cd)pyrene	800	DJ
53-70-3	Dibenzo(a,h)anthracene	2100	U
191-24-2	Benzo(g,h,i)perylene	700	DJ

(1) Cannot be separated from Diphenylamine

PSS111 S169

1G

SEMIVOLATILE ORGANICS ANALYSIS DATA SHEET
TENTATIVELY IDENTIFIED COMPOUNDS

EPA SAMPLE NO.

GPESB-6W-2DL

Lab Name: H2M LABS, INC. Contract: ____

Lab Code: 10478 Case No.: KEY-PSS SAS No.: ____ SDG No.: PSS111

Matrix: (soil/water) SOIL Lab Sample ID: 0711076-005BDL

Sample wt/vol: 15 (g/mL) G Lab File ID: A\C37646.D

Level: (low/med) LOW Date Received: 09/24/07

% Moisture: 19.7 Decanted:(Y/N) N Date Extracted: 09/24/07

Concentrated Extract Volume: 1000 (µl) Date Analyzed: 10/03/07

Injection Volume: 2 (µl) Dilution Factor: 5.00

GPC Cleanup: (Y/N) N pH: 6.0 Extraction: (Type) PFEX

CONCENTRATION UNITS:

Number TICs found: 22 (µg/L or µg/Kg) UG/KG

CAS NUMBER	COMPOUND NAME	RT	EST.CONC.	Q
1.	2-Pentanone, 4-hydroxy-4-methyl-	3.90	29000	AJD
2.	unknown (4.28)	4.28	740000	JD
3.	C3 Substituted benzene (5.16)	5.16	890000	JD
4.	C3 Substituted benzene (5.19)	5.19	180000	JD
5.	unknown (5.62)	5.62	320000	JD
6.	unknown (6.05)	6.05	170000	JD
7.	unknown (6.1)	6.10	78000	JD
8.	unknown (6.46)	6.46	320000	JD
9.	C4 Substituted benzene (6.66)	6.66	29000	JD
10.	C4 Substituted benzene (6.74)	6.74	46000	JD
11.	substituted methylphenyl ethanone	6.85	10000	JD
12.	Substituted benzene (7.47)	7.47	170000	JD
13.	unknown (7.58)	7.58	200000	JD
14. 119-65-3	Isoquinoline	7.95	20000	JND
15.	unknown (8.05)	8.05	14000	JD
16.	unknown aromatic (8.42)	8.42	38000	JD
17.	unknown (8.48)	8.48	9200	JD
18.	Substituted benzene (8.60)	8.60	11000	JD
19.	unknown (12.93)	12.93	74000	JD
20.	Substituted benzene (13.38)	13.38	85000	JD
21.	unknown aromatic (13.71)	13.71	30000	JD
22.	Substituted benzene (13.74)	13.74	37000	JD
23. 10544-50-0	cyclic octaatomic sulfur	14.28	300000	JND

PSS111 S170

1A

VOLATILE ORGANICS ANALYSIS DATA SHEET

EPA SAMPLE NO.

GPESB-6W-3

Lab Name: H2M LABS, INC. Contract: _____

Lab Code: 10478 Case No.: KEY-PSS SAS No.: _____ SDG No.: PSS111

Matrix: (soil/water) SOIL Lab Sample ID: 0711076-006A

Sample wt/vol: 5 (g/mL) G Lab File ID: 7\P37913.D

Level: (low/med) LOW Date Received: 09/24/07

% Moisture: not dec. 49.9 Date Analyzed: 10/02/07

GC Column: R-502.2 ID: .53 (mm) Dilution Factor: 1.00

Soil Extract Volume: _____ (µL) Soil Aliquot Volume _____ (µL)

CONCENTRATION UNITS:

CAS NO.	COMPOUND	(µg/L or µg/Kg) UG/KG	Q
74-87-3	Chloromethane	20	U
74-83-9	Bromomethane	20	U
75-01-4	Vinyl chloride	20	U
75-00-3	Chloroethane	20	U
75-09-2	Methylene chloride	3	BJ
67-64-1	Acetone	20	U
75-35-4	1,1-Dichloroethene	20	U
75-15-0	Carbon disulfide	20	U
75-34-3	1,1-Dichloroethane	20	U
540-59-0	1,2-Dichloroethene (total)	20	U
67-66-3	Chloroform	20	U
107-06-2	1,2-Dichloroethane	20	U
78-93-3	2-Butanone	20	U
71-55-6	1,1,1-Trichloroethane	20	U
56-23-5	Carbon tetrachloride	20	U
75-27-4	Bromodichloromethane	20	U
78-87-5	1,2-Dichloropropane	20	U
10061-01-5	cis-1,3-Dichloropropene	20	U
79-01-6	Trichloroethene	20	U
124-48-1	Dibromochloromethane	20	U
79-00-5	1,1,2-Trichloroethane	20	U
71-43-2	Benzene	20	U
10061-02-6	trans-1,3-Dichloropropene	20	U
75-25-2	Bromoform	20	U
108-10-1	4-Methyl-2-pentanone	20	U
591-78-6	2-Hexanone	20	U
127-18-4	Tetrachloroethene	20	U
79-34-5	1,1,2,2-Tetrachloroethane	20	U
108-88-3	Toluene	20	U
108-90-7	Chlorobenzene	20	U
100-41-4	Ethylbenzene	20	U
100-42-5	Styrene	20	U
1330-20-7	Xylene (total)	20	U

PSS111 S173

1F

VOLATILE ORGANICS ANALYSIS DATA SHEET

TENTATIVELY IDENTIFIED COMPOUNDS

EPA SAMPLE NO.

GPESB-6W-3

Lab Name: H2M LABS, INC. Contract: _____

Lab Code: 10478 Case No.: KEY-PSS SAS No.: _____ SDG No.: PSS111

Matrix: (soil/water) SOIL Lab Sample ID: 0711076-006A

Sample wt/vol: 5 (g/mL) G Lab File ID: 7\P37913.D

Level: (low/med) LOW Date Received: 09/24/07

% Moisture: not dec. 49.9 Date Analyzed: 10/02/07

GC Column: R-502.2 ID: .53 (mm) Dilution Factor: 1.00

Soil Extract Volume: (µl) Soil Aliquot Volume: 0 (µL)

CONCENTRATION UNITS:

Number TICs found: 0 (µg/L or µg/Kg) UG/KG

CAS NUMBER	COMPOUND NAME	RT	EST.CONC.	Q

1C

SEMIVOLATILE ORGANICS ANALYSIS DATA SHEET

EPA SAMPLE NO.

GPESB-6W-3

Lab Name: H2M LABS, INC. Contract: _____

Lab Code: 10478 Case No.: KEY-PSS SAS No.: _____ SDG No.: PSS111

Matrix: (soil/water) SOIL Lab Sample ID: 0711076-006B

Sample wt/vol: 15 (g/mL) G Lab File ID: A\C37617.D

Level: (low/med) LOW Date Received: 09/24/07

% Moisture: 49.9 Decanted: (Y/N) N Date Extracted: 09/24/07

Concentrated Extract Volume: 1000 (µL) Date Analyzed: 10/01/07

Injection Volume: 2 (µL) Dilution Factor: 1.00

GPC Cleanup: (Y/N) N pH: 6.0 Extraction: (Type) PFEX

CONCENTRATION UNITS:

CAS NO.	COMPOUND	(µg/L or µg/Kg) UG/KG	Q
108-95-2	Phenol	660	U
111-44-4	Bis(2-chloroethyl)ether	660	U
95-57-8	2-Chlorophenol	660	U
541-73-1	1,3-Dichlorobenzene	660	U
106-46-7	1,4-Dichlorobenzene	660	U
95-50-1	1,2-Dichlorobenzene	660	U
95-48-7	2-Methylphenol	660	U
108-60-1	2,2'-oxybis(1-chloropropane)	660	U
106-44-5	4-Methylphenol	660	U
621-64-7	N-Nitroso-di-n-propylamine	660	U
67-72-1	Hexachloroethane	660	U
98-95-3	Nitrobenzene	660	U
78-59-1	Isophorone	660	U
88-75-5	2-Nitrophenol	660	U
105-67-9	2,4-Dimethylphenol	660	U
111-91-1	Bis(2-chloroethoxy)methane	660	U
120-83-2	2,4-Dichlorophenol	660	U
120-82-1	1,2,4-Trichlorobenzene	660	U
91-20-3	Naphthalene	2000	
106-47-8	4-Chloroaniline	660	U
87-68-3	Hexachlorobutadiene	660	U
59-50-7	4-Chloro-3-methylphenol	660	U
91-57-6	2-Methylnaphthalene	1000	
77-47-4	Hexachlorocyclopentadiene	660	U
88-06-2	2,4,6-Trichlorophenol	660	U
95-95-4	2,4,5-Trichlorophenol	1700	U
91-58-7	2-Chloronaphthalene	660	U
88-74-4	2-Nitroaniline	1700	U
131-11-3	Dimethylphthalate	660	U
208-96-8	Acenaphthylene	420	J
606-20-2	2,6-Dinitrotoluene	660	U
99-09-2	3-Nitroaniline	1700	U
83-32-9	Acenaphthene	140	J
51-28-5	2,4-Dinitrophenol	1700	U
100-02-7	4-Nitrophenol	1700	U
132-64-9	Dibenzofuran	130	J

1D

SEMIVOLATILE ORGANICS ANALYSIS DATA SHEET

EPA SAMPLE NO.

GPESB-6W-3

Lab Name: H2M LABS, INC. Contract: _____

Lab Code: 10478 Case No.: KEY-PSS SAS No.: _____ SDG No.: PSS111

Matrix: (soil/water) SOIL Lab Sample ID: 0711076-006B

Sample wt/vol: 15 (g/mL) G Lab File ID: A\C37617.D

Level: (low/med) LOW Date Received: 09/24/07

% Moisture: 49.9 Decanted: (Y/N) N Date Extracted: 09/24/07

Concentrated Extract Volume: 1000 (µL) Date Analyzed: 10/01/07

Injection Volume: 2 (µL) Dilution Factor: 1.00

GPC Cleanup: (Y/N) N pH: 6.0 Extraction: (Type) PFEX

CAS NO.	COMPOUND	CONCENTRATION UNITS: (µg/L or µg/Kg) UG/KG	Q
121-14-2	2,4-Dinitrotoluene	660	U
84-66-2	Diethylphthalate	150	J
7005-72-3	4-Chlorophenyl-phenylether	660	U
86-73-7	Fluorene	220	J
100-01-6	4-Nitroaniline	1700	U
534-52-1	4,6-Dinitro-2-methylphenol	1700	U
86-30-6	N-Nitrosodiphenylamine	660	U
101-55-3	4-Bromophenyl-phenylether	660	U
118-74-1	Hexachlorobenzene	660	U
87-86-5	Pentachlorophenol	1700	U
85-01-8	Phenanthrene	2700	
120-12-7	Anthracene	550	J
86-74-8	Carbazole	270	J
84-74-2	Di-n-butyl phthalate	660	U
206-44-0	Fluoranthene	4200	
129-00-0	Pyrene	5400	
85-68-7	Butyl benzyl phthalate	660	U
91-94-1	3,3'-Dichlorobenzidine	660	U
56-55-3	Benzo(a)anthracene	2000	
218-01-9	Chrysene	2500	
117-81-7	Bis(2-ethylhexyl)phthalate	660	U
117-84-0	Di-n-octyl phthalate	660	U
205-99-2	Benzo(b)fluoranthene	2400	
207-08-9	Benzo(k)fluoranthene	840	
50-32-8	Benzo(a)pyrene	1200	
193-39-5	Indeno(1,2,3-cd)pyrene	380	J
53-70-3	Dibenzo(a,h)anthracene	660	U
191-24-2	Benzo(g,h,i)perylene	360	J

(1) Cannot be separated from Diphenylamine

PSS111 S176

1G

EPA SAMPLE NO.

GPESB-6W-3

SEMIVOLATILE ORGANICS ANALYSIS DATA SHEET

TENTATIVELY IDENTIFIED COMPOUNDS

Lab Name: H2M LABS, INC. Contract: _____

Lab Code: 10478 Case No.: KEY-PSS SAS No.: _____ SDG No.: PSS111

Matrix: (soil/water) SOIL Lab Sample ID: 0711076-006B

Sample wt/vol: 15 (g/mL) G Lab File ID: A\C37617.D

Level: (low/med) LOW Date Received: 09/24/07

% Moisture: 49.9 Decanted:(Y/N) N Date Extracted: 09/24/07

Concentrated Extract Volume: 1000 (µl) Date Analyzed: 10/01/07

Injection Volume: 2 (µl) Dilution Factor: 1.00

GPC Cleanup: (Y/N) N pH: 6.0 Extraction: (Type) PFEX

CONCENTRATION UNITS:

Number TICs found: 21 (µg/L or µg/Kg) UG/KG

CAS NUMBER	COMPOUND NAME	RT	EST.CONC.	Q
1.	unknown (3.54)	3.54	3200	J
2. 123-42-2	2-Pentanone, 4-hydroxy-4-methyl-	3.96	43000	AJN
3.	unknown (4.27)	4.27	66000	J
4.	C3 Substituted benzene (4.5)	4.50	17000	J
5.	C3 Substituted benzene (5.13)	5.13	78000	J
6.	C3 Substituted benzene (5.17)	5.17	39000	J
7. 95-13-6	Indene	5.60	28000	JN
8.	C3 Substituted benzene (6.05)	6.05	17000	J
9.	C4 Substituted benzene (6.1)	6.10	8900	J
10.	unknown (6.42)	6.42	67000	J
11.	C4 Substituted benzene (6.65)	6.65	6300	J
12.	C4 Substituted benzene (6.73)	6.73	12000	J
13.	Substituted benzene (7.44)	7.44	37000	J
14.	Substituted benzene (7.54)	7.54	48000	J
15. 119-65-3	Isoquinoline	7.93	6100	JN
16.	unknown aromatic (8.42)	8.42	9000	J
17.	unknown aromatic (8.61)	8.61	3000	J
18.	unknown (8.64)	8.64	4000	J
19.	unknown (8.81)	8.81	4800	J
20.	unknown (8.91)	8.91	4200	J
21.	unknown (12.93)	12.93	6000	J
22.	unknown (13.71)	13.71	3200	J
23. 10544-50-0	cyclic octaatomic sulfur	14.27	110000	JN

PSS111 S177

1C

SEMIVOLATILE ORGANICS ANALYSIS DATA SHEET

EPA SAMPLE NO.

GPESB-6W-3RE

Lab Name: H2M LABS, INC. Contract: _____

Lab Code: 10478 Case No.: KEY-PSS SAS No.: _____ SDG No.: PSS111

Matrix: (soil/water) SOIL Lab Sample ID: 0711076-006BRE

Sample wt/vol: 15 (g/mL) G Lab File ID: A\C37649.D

Level: (low/med) LOW Date Received: 09/24/07

% Moisture: 49.9 Decanted: (Y/N) N Date Extracted: 09/24/07

Concentrated Extract Volume: 1000 (µL) Date Analyzed: 10/03/07

Injection Volume: 2 (µL) Dilution Factor: 1.00

GPC Cleanup: (Y/N) N pH: 6.0 Extraction: (Type) PFEX

CAS NO.	COMPOUND	CONCENTRATION UNITS: (µg/L or µg/Kg) UG/KG	Q
108-95-2	Phenol	660	U
111-44-4	Bis(2-chloroethyl)ether	660	U
95-57-8	2-Chlorophenol	660	U
541-73-1	1,3-Dichlorobenzene	660	U
106-46-7	1,4-Dichlorobenzene	660	U
95-50-1	1,2-Dichlorobenzene	660	U
95-48-7	2-Methylphenol	660	U
108-60-1	2,2'-oxybis(1-chloropropane)	660	U
106-44-5	4-Methylphenol	660	U
621-64-7	N-Nitroso-di-n-propylamine	660	U
67-72-1	Hexachloroethane	660	U
98-95-3	Nitrobenzene	660	U
78-59-1	Isophorone	660	U
88-75-5	2-Nitrophenol	660	U
105-67-9	2,4-Dimethylphenol	660	U
111-91-1	Bis(2-chloroethoxy)methane	660	U
120-83-2	2,4-Dichlorophenol	660	U
120-82-1	1,2,4-Trichlorobenzene	660	U
91-20-3	Naphthalene	2000	
106-47-8	4-Chloroaniline	660	U
87-68-3	Hexachlorobutadiene	660	U
59-50-7	4-Chloro-3-methylphenol	660	U
91-57-6	2-Methylnaphthalene	1000	
77-47-4	Hexachlorocyclopentadiene	660	U
88-06-2	2,4,6-Trichlorophenol	660	U
95-95-4	2,4,5-Trichlorophenol	1700	U
91-58-7	2-Chloronaphthalene	660	U
88-74-4	2-Nitroaniline	1700	U
131-11-3	Dimethylphthalate	660	U
208-96-8	Acenaphthylene	460	J
606-20-2	2,6-Dinitrotoluene	660	U
99-09-2	3-Nitroaniline	1700	U
83-32-9	Acenaphthene	170	J
51-28-5	2,4-Dinitrophenol	1700	U
100-02-7	4-Nitrophenol	1700	U
132-64-9	Dibenzofuran	660	U

1D

SEMIVOLATILE ORGANICS ANALYSIS DATA SHEET

EPA SAMPLE NO.

GPESB-6W-3RE

Lab Name: H2M LABS, INC. Contract: _____

Lab Code: 10478 Case No.: KEY-PSS SAS No.: _____ SDG No.: PSS111

Matrix: (soil/water) SOIL Lab Sample ID: 0711076-006BRE

Sample wt/vol: 15 (g/mL) G Lab File ID: A\C37649.D

Level: (low/med) LOW Date Received: 09/24/07

% Moisture: 49.9 Decanted: (Y/N) N Date Extracted: 09/24/07

Concentrated Extract Volume: 1000 (µL) Date Analyzed: 10/03/07

Injection Volume: 2 (µL) Dilution Factor: 1.00

GPC Cleanup: (Y/N) N pH: 6.0 Extraction: (Type) PFEX

CAS NO.	COMPOUND	CONCENTRATION UNITS: (µg/L or µg/Kg) UG/KG	Q
121-14-2	2,4-Dinitrotoluene	660	U
84-66-2	Diethylphthalate	180	J
7005-72-3	4-Chlorophenyl-phenylether	660	U
86-73-7	Fluorene	210	J
100-01-6	4-Nitroaniline	1700	U
534-52-1	4,6-Dinitro-2-methylphenol	1700	U
86-30-6	N-Nitrosodiphenylamine	660	U
101-55-3	4-Bromophenyl-phenylether	660	U
118-74-1	Hexachlorobenzene	660	U
87-86-5	Pentachlorophenol	1700	U
85-01-8	Phenanthrene	2700	
120-12-7	Anthracene	460	J
86-74-8	Carbazole	290	J
84-74-2	Di-n-butyl phthalate	660	U
206-44-0	Fluoranthene	4700	
129-00-0	Pyrene	4700	
85-68-7	Butyl benzyl phthalate	660	U
91-94-1	3,3'-Dichlorobenzidine	660	U
56-55-3	Benzo(a)anthracene	2200	
218-01-9	Chrysene	2200	
117-81-7	Bis(2-ethylhexyl)phthalate	660	U
117-84-0	Di-n-octyl phthalate	660	U
205-99-2	Benzo(b)fluoranthene	2000	
207-08-9	Benzo(k)fluoranthene	1100	
50-32-8	Benzo(a)pyrene	1200	
193-39-5	Indeno(1,2,3-cd)pyrene	380	J
53-70-3	Dibenzo(a,h)anthracene	660	U
191-24-2	Benzo(g,h,i)perylene	370	J

(1) Cannot be separated from Diphenylamine

1G

SEMIVOLATILE ORGANICS ANALYSIS DATA SHEET
TENTATIVELY IDENTIFIED COMPOUNDS

EPA SAMPLE NO.

GPESB-6W-3RE

Lab Name: H2M LABS, INC. Contract: _____

Lab Code: 10478 Case No.: KEY-PSS SAS No.: _____ SDG No.: PSS111

Matrix: (soil/water) SOIL Lab Sample ID: 0711076-006BRE

Sample wt/vol: 15 (g/mL) G Lab File ID: A\C37649.D

Level: (low/med) LOW Date Received: 09/24/07

% Moisture: 49.9 Decanted:(Y/N) N Date Extracted: 09/24/07

Concentrated Extract Volume: 1000 (µl) Date Analyzed: 10/03/07

Injection Volume: 2 (µl) Dilution Factor: 1.00

GPC Cleanup: (Y/N) N pH: 6.0 Extraction: (Type) PFEX

CONCENTRATION UNITS:

Number TICs found: 22 (µg/L or µg/Kg) UG/KG

CAS NUMBER	COMPOUND NAME	RT	EST.CONC.	Q
1. 123-42-2	2-Pentanone, 4-hydroxy-4-methyl-	3.95	51000	AJN
2.	unknown (4.26)	4.26	79000	J
3.	C3 Substituted benzene (4.49)	4.49	19000	J
4.	C3 Substituted benzene (5.15)	5.15	50000	J
5. 95-13-6	Indene	5.58	32000	JN
6.	C4 Substituted benzene (6.03)	6.03	20000	J
7.	C4 Substituted benzene (6.09)	6.09	9600	J
8.	unknown (6.41)	6.41	78000	J
9.	C4 Substituted benzene (6.63)	6.63	6300	J
10.	C4 Substituted benzene (6.71)	6.71	12000	J
11.	Substituted benzene (7.42)	7.42	41000	J
12.	Substituted benzene (7.53)	7.53	54000	J
13. 119-65-3	Isoquinoline	7.91	6200	JN
14. 1000190-15-5	3-Methyl-benzofuran	8.03	2600	JN
15.	unknown aromatic (8.4)	8.40	9300	J
16.	unknown aromatic (8.46)	8.46	2600	J
17.	unknown (8.59)	8.59	3300	J
18.	unknown (8.62)	8.62	5500	J
19.	unknown (8.79)	8.79	5200	J
20.	unknown (8.89)	8.89	7700	J
21.	unknown (12.91)	12.91	6300	J
22.	unknown (13.69)	13.69	3600	J
23. 10544-50-0	cyclic octaatomic sulfur	14.21	150000	JN

PSS111 S180

1E

PESTICIDE ORGANICS ANALYSIS DATA SHEET

EPA SAMPLE NO.

GPESB-6W-3

Lab Name: H2M LABS, INC. Contract: _____

Lab Code: 10478 Case No.: KEY-PSS SAS No.: _____ SDG No.: PSS111

Matrix: (soil/water) SOIL Lab Sample ID: 0711076-006b

Sample wt/vol: 15 (g/mL) G Lab File ID: a00573.raw

% Moisture: 49.9 Decanted: (Y/N) N Date Received: 09/24/07

Extraction: (Type) PFEX Date Extracted: 09/24/07

Concentrated Extract Volume: 5000 (uL) Date Analyzed: 09/29/07

Injection Volume: 0.5 (uL) Dilution Factor: 1.00

GPC Cleanup: (Y/N) N pH: 6.0 Sulfur Cleanup: (Y/N) Y

CAS NO	COMPOUND	CONCENTRATION UNITS: (µg/L or µg/Kg) UG/KG	Q
12674-11-2	Aroclor 1016	530	U
11104-28-2	Aroclor 1221	1100	U
11141-16-5	Aroclor 1232	530	U
53469-21-9	Aroclor 1242	530	U
12672-29-6	Aroclor 1248	530	U
11097-69-1	Aroclor 1254	530	U
11096-82-5	Aroclor 1260	530	U

U.S. EPA - CLP

1

INORGANIC ANALYSIS DATA SHEET

EPA SAMPLE NO

GPESB-6W-3

Lab Name: H2M LABS, INC.

Lab Code: 10478 Case No. SAS No.: SDG No.: PSS111

Matrix (soil/water): SOIL Lab Sample ID: 0711076-006

Level (low/med): LOW Date Received: 9/24/2007

% Solids: 50.1

Concentration Units (ug/L or mg/kg dry weight): MG/KG

CAS No.	Analyte	Concentration	C	Q	M
7440-38-2	Arsenic	9.8		N*	P
7440-39-3	Barium	449		*	P
7440-43-9	Cadmium	0.065	U		P
7440-47-3	Chromium	247		N*E	P
57-12-5	Cyanide	249		N	CA
7439-92-1	Lead	296		E	P
7439-97-6	Mercury	0.61		*	CV
7782-49-2	Selenium	3.8		N	P
7440-22-4	Silver	0.48	B	N	P

Color Before: BROWN Clarity Before: Texture: COARSE

Color After: YELLOW Clarity After: CLEAR Artifacts:

Comments:

Date Reported: 10/18/07

PSS111 S182

1A

VOLATILE ORGANICS ANALYSIS DATA SHEET

EPA SAMPLE NO.

GPESB-10-2

Lab Name: H2M LABS, INC. Contract: _____

Lab Code: 10478 Case No.: KEY-PSS SAS No.: _____ SDG No.: PSS111

Matrix: (soil/water) SOIL Lab Sample ID: 0711076-007A

Sample wt/vol: 5 (g/mL) G Lab File ID: 7\P37914.D

Level: (low/med) LOW Date Received: 09/24/07

% Moisture: not dec. 13.1 Date Analyzed: 10/02/07

GC Column: R-502.2 ID: .53 (mm) Dilution Factor: 1.00

Soil Extract Volume: _____ (µL) Soil Aliquot Volume (µL)

CAS NO.	COMPOUND	CONCENTRATION UNITS: (µg/L or µg/Kg) UG/KG	Q
74-87-3	Chloromethane	12	U
74-83-9	Bromomethane	12	U
75-01-4	Vinyl chloride	12	U
75-00-3	Chloroethane	12	U
75-09-2	Methylene chloride	4	BJ
67-64-1	Acetone	12	U
75-35-4	1,1-Dichloroethene	12	U
75-15-0	Carbon disulfide	12	U
75-34-3	1,1-Dichloroethane	12	U
540-59-0	1,2-Dichloroethene (total)	12	U
67-66-3	Chloroform	12	U
107-06-2	1,2-Dichloroethane	12	U
78-93-3	2-Butanone	12	U
71-55-6	1,1,1-Trichloroethane	12	U
56-23-5	Carbon tetrachloride	12	U
75-27-4	Bromodichloromethane	12	U
78-87-5	1,2-Dichloropropane	12	U
10061-01-5	cis-1,3-Dichloropropene	12	U
79-01-6	Trichloroethene	12	U
124-48-1	Dibromochloromethane	12	U
79-00-5	1,1,2-Trichloroethane	12	U
71-43-2	Benzene	12	U
10061-02-6	trans-1,3-Dichloropropene	12	U
75-25-2	Bromoform	12	U
108-10-1	4-Methyl-2-pentanone	12	U
591-78-6	2-Hexanone	12	U
127-18-4	Tetrachloroethene	12	U
79-34-5	1,1,2,2-Tetrachloroethane	12	U
108-88-3	Toluene	12	U
108-90-7	Chlorobenzene	12	U
100-41-4	Ethylbenzene	12	U
100-42-5	Styrene	12	U
1330-20-7	Xylene (total)	12	U

PSS111 S183

1F

VOLATILE ORGANICS ANALYSIS DATA SHEET

TENTATIVELY IDENTIFIED COMPOUNDS

EPA SAMPLE NO.

GPESB-10-2

Lab Name: H2M LABS, INC. Contract: _____

Lab Code: 10478 Case No.: KEY-PSS SAS No.: _____ SDG No.: PSS111

Matrix: (soil/water) SOIL Lab Sample ID: 0711076-007A

Sample wt/vol: 5 (g/mL) G Lab File ID: 7\P37914.D

Level: (low/med) LOW Date Received: 09/24/07

% Moisture: not dec. 13.1 Date Analyzed: 10/02/07

GC Column: R-502.2 ID: .53 (mm) Dilution Factor: 1.00

Soil Extract Volume: (µl) Soil Aliquot Volume: 0 (µL)

CONCENTRATION UNITS:

Number TICs found: 0 (µg/L or µg/Kg) UG/KG

CAS NUMBER	COMPOUND NAME	RT	EST.CONC.	Q

PSS111 S184

1C

SEMIVOLATILE ORGANICS ANALYSIS DATA SHEET

EPA SAMPLE NO.

GPESB-10-2

Lab Name: H2M LABS, INC. Contract: _____

Lab Code: 10478 Case No.: KEY-PSS SAS No.: _____ SDG No.: PSS111

Matrix: (soil/water) SOIL Lab Sample ID: 0711076-007B

Sample wt/vol: 15 (g/mL) G Lab File ID: A\C37585.D

Level: (low/med) LOW Date Received: 09/24/07

% Moisture: 13.1 Decanted: (Y/N) N Date Extracted: 09/24/07

Concentrated Extract Volume: 1000 (µL) Date Analyzed: 09/28/07

Injection Volume: 2 (µL) Dilution Factor: 1.00

GPC Cleanup: (Y/N) N pH: 6.0 Extraction: (Type) PFEX

CAS NO.	COMPOUND	CONCENTRATION UNITS: (µg/L or µg/Kg) UG/KG	Q
108-95-2	Phenol	380	U
111-44-4	Bis(2-chloroethyl)ether	380	U
95-57-8	2-Chlorophenol	380	U
541-73-1	1,3-Dichlorobenzene	380	U
106-46-7	1,4-Dichlorobenzene	380	U
95-50-1	1,2-Dichlorobenzene	380	U
95-48-7	2-Methylphenol	380	U
108-60-1	2,2'-oxybis(1-chloropropane)	380	U
106-44-5	4-Methylphenol	380	U
621-64-7	N-Nitroso-di-n-propylamine	380	U
67-72-1	Hexachloroethane	380	U
98-95-3	Nitrobenzene	380	U
78-59-1	Isophorone	380	U
88-75-5	2-Nitrophenol	380	U
105-67-9	2,4-Dimethylphenol	380	U
111-91-1	Bis(2-chloroethoxy)methane	380	U
120-83-2	2,4-Dichlorophenol	380	U
120-82-1	1,2,4-Trichlorobenzene	380	U
91-20-3	Naphthalene	380	U
106-47-8	4-Chloroaniline	380	U
87-68-3	Hexachlorobutadiene	380	U
59-50-7	4-Chloro-3-methylphenol	380	U
91-57-6	2-Methylnaphthalene	380	U
77-47-4	Hexachlorocyclopentadiene	380	U
88-06-2	2,4,6-Trichlorophenol	380	U
95-95-4	2,4,5-Trichlorophenol	960	U
91-58-7	2-Chloronaphthalene	380	U
88-74-4	2-Nitroaniline	960	U
131-11-3	Dimethylphthalate	380	U
208-96-8	Acenaphthylene	380	U
606-20-2	2,6-Dinitrotoluene	380	U
99-09-2	3-Nitroaniline	960	U
83-32-9	Acenaphthene	380	U
51-28-5	2,4-Dinitrophenol	960	U
100-02-7	4-Nitrophenol	960	U
132-64-9	Dibenzofuran	380	U

1D

SEMIVOLATILE ORGANICS ANALYSIS DATA SHEET

EPA SAMPLE NO.

GPESB-10-2

Lab Name: H2M LABS, INC. Contract: _____

Lab Code: 10478 Case No.: KEY-PSS SAS No.: _____ SDG No.: PSS111

Matrix: (soil/water) SOIL Lab Sample ID: 0711076-007B

Sample wt/vol: 15 (g/mL) G Lab File ID: A\C37585.D

Level: (low/med) LOW Date Received: 09/24/07

% Moisture: 13.1 Decanted: (Y/N) N Date Extracted: 09/24/07

Concentrated Extract Volume: 1000 (µL) Date Analyzed: 09/28/07

Injection Volume: 2 (µL) Dilution Factor: 1.00

GPC Cleanup: (Y/N) N pH: 6.0 Extraction: (Type) PFEX

CAS NO.	COMPOUND	CONCENTRATION UNITS: (µg/L or µg/Kg) UG/KG	Q
121-14-2	2,4-Dinitrotoluene	380	U
84-66-2	Diethylphthalate	380	U
7005-72-3	4-Chlorophenyl-phenylether	380	U
86-73-7	Fluorene	380	U
100-01-6	4-Nitroaniline	960	U
534-52-1	4,6-Dinitro-2-methylphenol	960	U
86-30-6	N-Nitrosodiphenylamine	380	U
101-55-3	4-Bromophenyl-phenylether	380	U
118-74-1	Hexachlorobenzene	380	U
87-86-5	Pentachlorophenol	960	U
85-01-8	Phenanthrene	380	U
120-12-7	Anthracene	380	U
86-74-8	Carbazole	380	U
84-74-2	Di-n-butyl phthalate	380	U
206-44-0	Fluoranthene	380	U
129-00-0	Pyrene	380	U
85-68-7	Butyl benzyl phthalate	380	U
91-94-1	3,3'-Dichlorobenzidine	380	U
56-55-3	Benzo(a)anthracene	380	U
218-01-9	Chrysene	380	U
117-81-7	Bis(2-ethylhexyl)phthalate	380	U
117-84-0	Di-n-octyl phthalate	380	U
205-99-2	Benzo(b)fluoranthene	380	U
207-08-9	Benzo(k)fluoranthene	380	U
50-32-8	Benzo(a)pyrene	380	U
193-39-5	Indeno(1,2,3-cd)pyrene	380	U
53-70-3	Dibenzo(a,h)anthracene	380	U
191-24-2	Benzo(g,h,i)perylene	380	U

(1) Cannot be separated from Diphenylamine

PSS111 S186

1G

EPA SAMPLE NO.

GPESB-10-2

SEMIVOLATILE ORGANICS ANALYSIS DATA SHEET
TENTATIVELY IDENTIFIED COMPOUNDS

Lab Name: H2M LABS, INC. Contract: ____

Lab Code: 10478 Case No.: KEY-PSS SAS No.: ____ SDG No.: PSS111

Matrix: (soil/water) SOIL Lab Sample ID: 0711076-007B

Sample wt/vol: 15 (g/mL) G Lab File ID: A\C37585.D

Level: (low/med) LOW Date Received: 09/24/07

% Moisture: 13.1 Decanted:(Y/N) N Date Extracted: 09/24/07

Concentrated Extract Volume: 1000 (µl) Date Analyzed: 09/28/07

Injection Volume: 2 (µl) Dilution Factor: 1.00

GPC Cleanup: (Y/N) N pH: 6.0 Extraction: (Type) PFEX

CONCENTRATION UNITS:

Number TICs found: 4 (µg/L or µg/Kg) UG/KG

CAS NUMBER	COMPOUND NAME	RT	EST.CONC.	Q
1. 141-79-7	3-Penten-2-one, 4-methyl-	3.60	200	AJN
2. 4161-60-8	2-Pentanone, 4-hydroxy-	3.78	320	AJN
3. 123-42-2	2-Pentanone, 4-hydroxy-4-methyl-	3.98	29000	AJN
4.	C3 Substituted benzene	4.53	8700	J
5.	unknown (16.25)	16.25	760	J
6.	unknown (16.93)	16.93	490	J
7.	unknown (20.54)	20.54	250	J

PSS111 S187

1E

PESTICIDE ORGANICS ANALYSIS DATA SHEET

EPA SAMPLE NO.

GPESB-10-2

Lab Name: H2M LABS, INC. Contract: _____

Lab Code: 10478 Case No.: KEY-PSS SAS No.: _____ SDG No.: PSS111

Matrix: (soil/water) SOIL Lab Sample ID: 0711076-007b

Sample wt/vol: 15 (g/mL) G Lab File ID: a00574.raw

% Moisture: 13.1 Decanted: (Y/N) N Date Received: 09/24/07

Extraction: (Type) PFEX Date Extracted: 09/24/07

Concentrated Extract Volume: 5000 (uL) Date Analyzed: 09/30/07

Injection Volume: 0.5 (uL) Dilution Factor: 1.00

GPC Cleanup: (Y/N) N pH: 6.0 Sulfur Cleanup: (Y/N) Y

CAS NO	COMPOUND	CONCENTRATION UNITS: (µg/L or µg/Kg) UG/KG	Q
12674-11-2	Aroclor 1016	38	U
11104-28-2	Aroclor 1221	77	U
11141-16-5	Aroclor 1232	38	U
53469-21-9	Aroclor 1242	38	U
12672-29-6	Aroclor 1248	38	U
11097-69-1	Aroclor 1254	38	U
11096-82-5	Aroclor 1260	38	U

U.S. EPA - CLP

1

INORGANIC ANALYSIS DATA SHEET

EPA SAMPLE NO

GPESB-10-2

Lab Name: H2M LABS, INC.

Lab Code: 10478 Case No. SAS No.: SDG No.: PSS111

Matrix (soil/water): SOIL Lab Sample ID: 0711076-007

Level (low/med): LOW Date Received: 9/24/2007

% Solids: 86.9

Concentration Units (ug/L or mg/kg dry weight): MG/KG

CAS No.	Analyte	Concentration	C	Q	M
7440-38-2	Arsenic	3.8		N*	P
7440-39-3	Barium	39.1		*	P
7440-43-9	Cadmium	0.037	U		P
7440-47-3	Chromium	25.3		N*E	P
57-12-5	Cyanide	0.58	U	N	CA
7439-92-1	Lead	38.4		E	P
7439-97-6	Mercury	0.24		*	CV
7782-49-2	Selenium	0.28	U	N	P
7440-22-4	Silver	0.15	B	N	P

Color Before: BROWN Clarity Before: Texture: MEDIUM

Color After: YELLOW Clarity After: CLEAR Artifacts:

Comments:

Date Reported: 10/18/07

PSS111 S189

1A

VOLATILE ORGANICS ANALYSIS DATA SHEET

EPA SAMPLE NO.

FB0924_S

Lab Name: H2M LABS, INC. Contract: _____

Lab Code: 10478 Case No.: KEY-PSS SAS No.: _____ SDG No.: PSS111

Matrix: (soil/water) WATER Lab Sample ID: 0711076-008A

Sample wt/vol: 5 (g/mL) ML Lab File ID: 7\P37884.D

Level: (low/med) LOW Date Received: 09/24/07

% Moisture: not dec. Date Analyzed: 09/28/07

GC Column: R-502.2 ID: .53 (mm) Dilution Factor: 1.00

Soil Extract Volume: _____ (µL) Soil Aliquot Volume _____ (µL)

CAS NO.	COMPOUND	CONCENTRATION UNITS: (µg/L or µg/Kg) UG/L	Q
74-87-3	Chloromethane	10	U
74-83-9	Bromomethane	10	U
75-01-4	Vinyl chloride	10	U
75-00-3	Chloroethane	10	U
75-09-2	Methylene chloride	10	U
67-64-1	Acetone	10	U
75-35-4	1,1-Dichloroethene	10	U
75-15-0	Carbon disulfide	10	U
75-34-3	1,1-Dichloroethane	10	U
540-59-0	1,2-Dichloroethene (total)	10	U
67-66-3	Chloroform	10	U
107-06-2	1,2-Dichloroethane	10	U
78-93-3	2-Butanone	10	U
71-55-6	1,1,1-Trichloroethane	10	U
56-23-5	Carbon tetrachloride	10	U
75-27-4	Bromodichloromethane	10	U
78-87-5	1,2-Dichloropropane	10	U
10061-01-5	cis-1,3-Dichloropropene	10	U
79-01-6	Trichloroethene	10	U
124-48-1	Dibromochloromethane	10	U
79-00-5	1,1,2-Trichloroethane	10	U
71-43-2	Benzene	10	U
10061-02-6	trans-1,3-Dichloropropene	10	U
75-25-2	Bromoform	10	U
108-10-1	4-Methyl-2-pentanone	10	U
591-78-6	2-Hexanone	10	U
127-18-4	Tetrachloroethene	10	U
79-34-5	1,1,2,2-Tetrachloroethane	10	U
108-88-3	Toluene	10	U
108-90-7	Chlorobenzene	10	U
100-41-4	Ethylbenzene	10	U
100-42-5	Styrene	10	U
1330-20-7	Xylene (total)	10	U

PSS111 S190

1F

VOLATILE ORGANICS ANALYSIS DATA SHEET

TENTATIVELY IDENTIFIED COMPOUNDS

EPA SAMPLE NO.

FB0924_S

Lab Name: H2M LABS, INC. Contract: _____

Lab Code: 10478 Case No.: KEY-PSS SAS No.: _____ SDG No.: PSS111

Matrix: (soil/water) WATER Lab Sample ID: 0711076-008A

Sample wt/vol: 5 (g/mL) ML Lab File ID: 7\P37884.D

Level: (low/med) LOW Date Received: 09/24/07

% Moisture: not dec. Date Analyzed: 09/28/07

GC Column: R-502.2 ID: .53 (mm) Dilution Factor: 1.00

Soil Extract Volume: (µl) Soil Aliquot Volume: 0 (µL)

CONCENTRATION UNITS:

Number TICs found: 0 (µg/L or µg/Kg) UG/L

CAS NUMBER	COMPOUND NAME	RT	EST.CONC.	Q

PSS111 S191

1C

SEMIVOLATILE ORGANICS ANALYSIS DATA SHEET

EPA SAMPLE NO.

FB0924_S

Lab Name: H2M LABS, INC. Contract: _____

Lab Code: 10478 Case No.: KEY-PSS SAS No.: _____ SDG No.: PSS111

Matrix: (soil/water) WATER Lab Sample ID: 0711076-008B

Sample wt/vol: 1000 (g/mL) ML Lab File ID: A\C37577.D

Level: (low/med) LOW Date Received: 09/24/07

% Moisture: Decanted: (Y/N) N Date Extracted: 09/26/07

Concentrated Extract Volume: 1000 (µL) Date Analyzed: 09/28/07

Injection Volume: 2 (µL) Dilution Factor: 1.00

GPC Cleanup: (Y/N) N pH: ____ Extraction: (Type) SEPF

CAS NO.	COMPOUND	CONCENTRATION UNITS: (µg/L or µg/Kg) UG/L	Q
108-95-2	Phenol	10	U
111-44-4	Bis(2-chloroethyl)ether	10	U
95-57-8	2-Chlorophenol	10	U
541-73-1	1,3-Dichlorobenzene	10	U
106-46-7	1,4-Dichlorobenzene	10	U
95-50-1	1,2-Dichlorobenzene	10	U
95-48-7	2-Methylphenol	10	U
108-60-1	2,2'-oxybis(1-Chloropropane)	10	U
106-44-5	4-Methylphenol	10	U
621-64-7	N-Nitroso-di-n-propylamine	10	U
67-72-1	Hexachloroethane	10	U
98-95-3	Nitrobenzene	10	U
78-59-1	Isophorone	10	U
88-75-5	2-Nitrophenol	10	U
105-67-9	2,4-Dimethylphenol	10	U
111-91-1	Bis(2-chloroethoxy)methane	10	U
120-83-2	2,4-Dichlorophenol	10	U
120-82-1	1,2,4-Trichlorobenzene	10	U
91-20-3	Naphthalene	10	U
106-47-8	4-Chloroaniline	10	U
87-68-3	Hexachlorobutadiene	10	U
59-50-7	4-Chloro-3-methylphenol	10	U
91-57-6	2-Methylnaphthalene	10	U
77-47-4	Hexachlorocyclopentadiene	10	U
88-06-2	2,4,6-Trichlorophenol	10	U
95-95-4	2,4,5-Trichlorophenol	25	U
91-58-7	2-Chloronaphthalene	10	U
88-74-4	2-Nitroaniline	25	U
131-11-3	Dimethylphthalate	10	U
208-96-8	Acenaphthylene	10	U
606-20-2	2,6-Dinitrotoluene	10	U
99-09-2	3-Nitroaniline	25	U
83-32-9	Acenaphthene	10	U
51-28-5	2,4-Dinitrophenol	25	U
100-02-7	4-Nitrophenol	25	U
132-64-9	Dibenzofuran	10	U

PSS111 S192

1D

SEMIVOLATILE ORGANICS ANALYSIS DATA SHEET

EPA SAMPLE NO.

FB0924_S

Lab Name: H2M LABS, INC. Contract: _____

Lab Code: 10478 Case No.: KEY-PSS SAS No.: _____ SDG No.: PSS111

Matrix: (soil/water) WATER Lab Sample ID: 0711076-008B

Sample wt/vol: 1000 (g/mL) ML Lab File ID: A\C37577.D

Level: (low/med) LOW Date Received: 09/24/07

% Moisture: Decanted: (Y/N) N Date Extracted: 09/26/07

Concentrated Extract Volume: 1000 (µL) Date Analyzed: 09/28/07

Injection Volume: 2 (µL) Dilution Factor: 1.00

GPC Cleanup: (Y/N) N pH: ____ Extraction: (Type) SEPF

CAS NO.	COMPOUND	CONCENTRATION UNITS: (µg/L or µg/Kg) UG/L	Q
121-14-2	2,4-Dinitrotoluene	10	U
84-66-2	Diethylphthalate	10	U
7005-72-3	4-Chlorophenyl-phenylether	10	U
86-73-7	Fluorene	10	U
100-01-6	4-Nitroaniline	25	U
534-52-1	4,6-Dinitro-2-methylphenol	25	U
86-30-6	N-Nitrosodiphenylamine	10	U
101-55-3	4-Bromophenyl-phenylether	10	U
118-74-1	Hexachlorobenzene	10	U
87-86-5	Pentachlorophenol	25	U
85-01-8	Phenanthrene	10	U
120-12-7	Anthracene	10	U
86-74-8	Carbazole	10	U
84-74-2	Di-n-butyl phthalate	2	J
206-44-0	Fluoranthene	10	U
129-00-0	Pyrene	10	U
85-68-7	Butyl benzyl phthalate	10	U
91-94-1	3,3'-Dichlorobenzidine	10	U
56-55-3	Benzo(a)anthracene	10	U
218-01-9	Chrysene	10	U
117-81-7	Bis(2-ethylhexyl)phthalate	10	U
117-84-0	Di-n-octyl phthalate	10	U
205-99-2	Benzo(b)fluoranthene	10	U
207-08-9	Benzo(k)fluoranthene	10	U
50-32-8	Benzo(a)pyrene	10	U
193-39-5	Indeno(1,2,3-cd)pyrene	10	U
53-70-3	Dibenzo(a,h)anthracene	10	U
191-24-2	Benzo(g,h,i)perylene	10	U

(1) Cannot be separated from Diphenylamine

PSS111 S193

1G

SEMIVOLATILE ORGANICS ANALYSIS DATA SHEET
TENTATIVELY IDENTIFIED COMPOUNDS

EPA SAMPLE NO.

FB0924_S

Lab Name: H2M LABS, INC. Contract: ____

Lab Code: 10478 Case No.: KEY-PSS SAS No.: ____ SDG No.: PSS111

Matrix: (soil/water) WATER Lab Sample ID: 0711076-008B

Sample wt/vol: 1000 (g/mL) ML Lab File ID: A\C37577.D

Level: (low/med) LOW Date Received: 09/24/07

% Moisture: Decanted:(Y/N) N Date Extracted: 09/26/07

Concentrated Extract Volume: 1000 (µl) Date Analyzed: 09/28/07

Injection Volume: 2 (µl) Dilution Factor: 1.00

GPC Cleanup: (Y/N) N pH: ____ Extraction: (Type) SEPF

CONCENTRATION UNITS:

Number TICs found: 1 (µg/L or µg/Kg) UG/L

CAS NUMBER	COMPOUND NAME	RT	EST.CONC.	Q
1.	unknown (4.05)	4.05	2	J
2.	unknown (15.25)	15.25	4	J
3. 112-84-5	Erucylamide	16.36	22	JN

PSS111 S194

1E

PESTICIDE ORGANICS ANALYSIS DATA SHEET

EPA SAMPLE NO.

FB0924_S

Lab Name: H2M LABS, INC. Contract: _____

Lab Code: 10478 Case No.: KEY-PSS SAS No.: _____ SDG No.: PSS111

Matrix: (soil/water) WATER Lab Sample ID: 0711076-008B

Sample wt/vol: 1000 (g/mL) ML Lab File ID: a00277.raw

% Moisture: Decanted: (Y/N) N Date Received: 09/24/07

Extraction: (Type) SEPF Date Extracted: 09/25/07

Concentrated Extract Volume: 10000 (uL) Date Analyzed: 10/16/07

Injection Volume: 0.5 (uL) Dilution Factor: 1.00

GPC Cleanup: (Y/N) N pH: ____ Sulfur Cleanup: (Y/N) Y

CAS NO	COMPOUND	CONCENTRATION UNITS: (µg/L or µg/Kg) UG/L	Q
12674-11-2	Aroclor 1016	1.0	U
11104-28-2	Aroclor 1221	2.0	U
11141-16-5	Aroclor 1232	1.0	U
53469-21-9	Aroclor 1242	1.0	U
12672-29-6	Aroclor 1248	1.0	U
11097-69-1	Aroclor 1254	1.0	U
11096-82-5	Aroclor 1260	1.0	U

U.S. EPA - CLP

1

INORGANIC ANALYSIS DATA SHEET

EPA SAMPLE NO

FB0924_S

Lab Name: H2M LABS, INC.

Lab Code: 10478 Case No. SAS No.: SDG No.: PSS111

Matrix (soil/water): WATER Lab Sample ID: 0711076-008

Level (low/med): LOW Date Received: 9/24/2007

% Solids: 0.0

Concentration Units (ug/L or mg/kg dry weight): UG/L

CAS No.	Analyte	Concentration	C	Q	M
7440-38-2	Arsenic	1.8	U		P
7440-39-3	Barium	3.2	U		P
7440-43-9	Cadmium	0.57	B		P
7440-47-3	Chromium	0.59	B		P
57-12-5	Cyanide	10.0	U		CA
7439-92-1	Lead	1.4	U		P
7439-97-6	Mercury	0.10	U		CV
7782-49-2	Selenium	2.4	U		P
7440-22-4	Silver	0.41	U		P

Color Before: COLORLESS Clarity Before: CLEAR Texture: _____

Color After: COLORLESS Clarity After: CLEAR Artifacts: _____

Comments:

Date Reported: 10/18/07

PSS111 S196

1A

VOLATILE ORGANICS ANALYSIS DATA SHEET

EPA SAMPLE NO.

TB0924_

Lab Name: H2M LABS, INC. Contract: _____

Lab Code: 10478 Case No.: KEY-PSS SAS No.: _____ SDG No.: PSS111

Matrix: (soil/water) WATER Lab Sample ID: 0711076-009A

Sample wt/vol: 5 (g/mL) ML Lab File ID: 7\P37885.D

Level: (low/med) LOW Date Received: 09/24/07

% Moisture: not dec. Date Analyzed: 09/28/07

GC Column: R-502.2 ID: .53 (mm) Dilution Factor: 1.00

Soil Extract Volume: _____ (µL) Soil Aliquot Volume _____ (µL)

CAS NO.	COMPOUND	CONCENTRATION UNITS: (µg/L or µg/Kg) UG/L	Q
74-87-3	Chloromethane	10	U
74-83-9	Bromomethane	10	U
75-01-4	Vinyl chloride	10	U
75-00-3	Chloroethane	10	U
75-09-2	Methylene chloride	10	U
67-64-1	Acetone	10	U
75-35-4	1,1-Dichloroethene	10	U
75-15-0	Carbon disulfide	10	U
75-34-3	1,1-Dichloroethane	10	U
540-59-0	1,2-Dichloroethene (total)	10	U
67-66-3	Chloroform	10	U
107-06-2	1,2-Dichloroethane	10	U
78-93-3	2-Butanone	10	U
71-55-6	1,1,1-Trichloroethane	10	U
56-23-5	Carbon tetrachloride	10	U
75-27-4	Bromodichloromethane	10	U
78-87-5	1,2-Dichloropropane	10	U
10061-01-5	cis-1,3-Dichloropropene	10	U
79-01-6	Trichloroethene	10	U
124-48-1	Dibromochloromethane	10	U
79-00-5	1,1,2-Trichloroethane	10	U
71-43-2	Benzene	10	U
10061-02-6	trans-1,3-Dichloropropene	10	U
75-25-2	Bromoform	10	U
108-10-1	4-Methyl-2-pentanone	10	U
591-78-6	2-Hexanone	10	U
127-18-4	Tetrachloroethene	10	U
79-34-5	1,1,2,2-Tetrachloroethane	10	U
108-88-3	Toluene	10	U
108-90-7	Chlorobenzene	10	U
100-41-4	Ethylbenzene	10	U
100-42-5	Styrene	10	U
1330-20-7	Xylene (total)	10	U

PSS111 S197

1F

VOLATILE ORGANICS ANALYSIS DATA SHEET

TENTATIVELY IDENTIFIED COMPOUNDS

EPA SAMPLE NO.

TB0924_

Lab Name: H2M LABS, INC. Contract: _____

Lab Code: 10478 Case No.: KEY-PSS SAS No.: _____ SDG No.: PSS111

Matrix: (soil/water) WATER Lab Sample ID: 0711076-009A

Sample wt/vol: 5 (g/mL) ML Lab File ID: 7\P37885.D

Level: (low/med) LOW Date Received: 09/24/07

% Moisture: not dec. Date Analyzed: 09/28/07

GC Column: R-502.2 ID: .53 (mm) Dilution Factor: 1.00

Soil Extract Volume: (µl) Soil Aliquot Volume: 0 (µL)

CONCENTRATION UNITS:

Number TICs found: 0 (µg/L or µg/Kg) UG/L

CAS NUMBER	COMPOUND NAME	RT	EST.CONC.	Q

Analytical Data Package For

KEYSPAN
PAULUS, SOKOLOWSKI AND SARTOR,LLC
CLIFTON SOIL & GROUNDWATER SAMPLING
SDG NO: PSS115

Water Samples
Received: 10/4/07

SAMPLE DATA SUMMARY PACKAGE

OCTOBER 2007

H2M LABS, INC.
Environmental Testing Laboratories
575 Broad Hollow Road, Melville, N.Y. 11747

H2M LABS, INC.

4. SAMPLE REPORTS

4.1 VOLATILES
4.2 SEMIVOLATILES
4.3 PCBs
4.4 METALS

PSS115 S25

H2M LABS, INC.

QUALIFIERS FOR REPORTING ORGANICS DATA

Value - If the result is a value greater than or equal to the quantification limit, report the value.

U - Indicates compound was analyzed for but not detected. The sample quantitation limit must be corrected for dilution and for percent moisture. For example, 10U for phenol in water if the sample final volume is the protocol-specified final volume. If a 1 to 10 dilution of extract is necessary, the reported limit is 100 U. For a soil sample, the value must also be adjusted for percent moisture. For example, if the sample had 24% moisture and a 1 to 10 dilution factor, the sample quantitation limit for phenol (330 U) would be corrected to:

$$\frac{(300\ U)}{D} \text{ x df where } D = \frac{100\%moisture}{100}$$

and df - dilution factor

$$\text{For example, at 24\% moisture, } D = \frac{100-24}{100} = 0.76$$

$$\frac{(300\ U)}{.76} \text{ x 10 - 4300 U rounded to the appropriate number of significant figures}$$

For semivolatile soil samples, the extract must be concentrated to 0.5 mL, and the sensitivity of the analysis is not compromised by the cleanup procedures. Similarly, pesticide samples subjected to GPC are concentrated to 5.0 mL. Therefore, the CRQL values in Exhibit C will apply to all samples, regardless of cleanup. However, if a sample extract cannot be concentrated to the protocol-specified volume (see Exhibit C), this fact must be accounted for in reporting the sample quantitation limit.

J - Indicates an estimated value. This flag is used either when estimating a concentration for tentatively identified compounds where a 1:1 response is assumed or when the mass spectral data indicates the presence of a compound that meets the identification criteria but the result is less than the specified quantification limit but greater than zero. (e.g.: If limit of quantification is 10 ug/L and a concentration of 3 ug/L is calculated, report as 3J.) The sample quantitation limit must be adjusted for dilution as discussed for the U flag.

N - Indicates presumptive evidence of a compound. This flag is only used for tentatively identified compounds, where the identification is based on a mass spectral library search. It is applied to all TIC results. For generic characterization of a TIC, such as chlorinated hydrocarbon, the N code is not used.

P - This flag is used for a pesticide/Aroclor target analyte when there is greater than 25% difference for detected concentrations between the two GC columns (see Form X). The lower of the two values is reported of Form I with a "P".

C - This flag applies to pesticide results when the identification has been confirmed by GC/MS.. If GC/MS confirmation was attempted but was unsuccessful, do not apply this flag, instead use a Laboratory defined flag, discussed below.

B - This flag is used when the analyte is found in the associated blank as well as in the sample. It indicates possible probable blank contamination and warns the data user to take appropriate action. This flag must be used for a TIC as well as for a positively identified target compound.

H2M LABS, INC.

E - This flag identified compounds whose concentrations exceed the calibration range of the GC/MS instrument for that specific analysis. If one or more compounds have a response greater than full scale, except as noted in Exhibit D, the sample or extract must be diluted and re-analyzed according to the specifications in Exhibit D. All such compounds with a response greater than full scale should have the concentration flagged with an "E" on the Form I for the original analysis. If the dilution of the extract causes any compounds identified in the first analysis to be below the calibration ranges in the second analysis, then the results of both analyses shall be reported on separate copies of Form I. The Form I for the diluted sample shall have the "DL" suffix appended to the sample number. NOTE: For total xylenes, where three isomers are quantified as two peaks, the calibration range of each peak should be considered separately, e.g. a diluted analysis is not required for total xylenes unless the concentration of the peak representing the single isomer exceed 200 ug/L or the peak representing the two coeluting isomers on that GC column exceed 400 ug/L. Similarly, if the two 1,2-Dichloroethene isomers coelute, a diluted analysis is not required unless the concentration exceed 400 ug/L.

D - This flag identifies all compounds identified in an analysis at a secondary-dilution factor. If a sample or extract is re-analyzed at a higher dilution factor, as in the "E" flag above, the "DL" suffix is appended to the sample number on the Form I for the diluted sample, and all concentration values reported on that Form I are flagged with the "D" flag. This flag alerts data users that any discrepancies between the concentrations reported may be due to dilution of the sample or extract.

A - This flag indicates that a TIC is a suspected aldol-condensation product.

X - Other specific flags may be required to properly define the results. If used, they must be fully described and such description attached to the Sample Data Summary Package and the SDG narrative. Begin by using "X". If more than one flag is required use "Y" and "Z" as needed. If more than five qualifiers are required for a sample result, used the "X" flag to combine several flags as needed. For instance, the "X" flag might combine "A", "B", and "D" flags for some samples. The laboratory defined flags limited to the letters "X", "Y" and "Z".

The combination of flags "BU' or "UB" is expressly prohibited. Blank contaminants are flagged "B" only when they are detected in the sample.

H2M LABS, INC.

QUALIFIERS FOR METALS ANALYSIS

Q (Quality Control) Qualifiers

E - The reported value is estimated because of the presence of interference. An explanatory note is included in the SDG narrative.

M - Duplicate injection precision not met.

N - Matrix spike sample recovery not within control limits.

S - The reported value was determined by the Method of Standard Additions (MSA).

+ - Correlation coefficient for the MSA is less than 0.995

W - Post digestion spike for Furnace AA analysis is out of control limits (85-115%), while sample absorbance is less than 50% of spike absorbance.

* - Duplicate analysis is not within control limits.

C (Concentration) Qualifiers

B - Entered if the reported value is less than the Contract Required Detection Limit (CRDL) but greater than the Instrument Detection Limit (IDL).

U - Entered if the analyte was analyzed for but not detected, i.e., less than the IDL.

M (Method) Qualifiers

P - Analyzed by ICP.
M - Analyzed by ICP-MS
A - Analyzed by Flame AA.
F - Analyzed by Furnace AA.
CV - Analyzed by Manual Cold Vapor techniques.
AV - Analyzed by Automated Cold Vapor techniques.
C - Analyzed by Manual Spectrophotometric Method.
CA- Analyzed by Midi-distillation Spectrophotometric Method.
NR - Analyte not Required.

PSS115 S28

1A

VOLATILE ORGANICS ANALYSIS DATA SHEET

EPA SAMPLE NO.

1WA (0.5-2')

Lab Name: H2M LABS, INC. Contract: _____

Lab Code: 10478 Case No.: KEY-PSS SAS No.: _____ SDG No.: PSS115

Matrix: (soil/water) SOIL Lab Sample ID: 0711566-001A

Sample wt/vol: 5 (g/mL) G Lab File ID: 7\P38026.D

Level: (low/med) LOW Date Received: 10/04/07

% Moisture: not dec. 10.3 Date Analyzed: 10/07/07

GC Column: R-502.2 ID: .53 (mm) Dilution Factor: 1.00

Soil Extract Volume: _____ (µL) Soil Aliquot Volume _____ (µL)

CAS NO.	COMPOUND	CONCENTRATION UNITS: (µg/L or µg/Kg) UG/KG	Q
74-87-3	Chloromethane	11	U
74-83-9	Bromomethane	11	U
75-01-4	Vinyl chloride	11	U
75-00-3	Chloroethane	11	U
75-09-2	Methylene chloride	7	BJ
67-64-1	Acetone	11	U
75-35-4	1,1-Dichloroethene	11	U
75-15-0	Carbon disulfide	11	U
75-34-3	1,1-Dichloroethane	11	U
540-59-0	1,2-Dichloroethene (total)	11	U
67-66-3	Chloroform	11	U
107-06-2	1,2-Dichloroethane	11	U
78-93-3	2-Butanone	11	U
71-55-6	1,1,1-Trichloroethane	11	U
56-23-5	Carbon tetrachloride	11	U
75-27-4	Bromodichloromethane	11	U
78-87-5	1,2-Dichloropropane	11	U
10061-01-5	cis-1,3-Dichloropropene	11	U
79-01-6	Trichloroethene	11	U
124-48-1	Dibromochloromethane	11	U
79-00-5	1,1,2-Trichloroethane	11	U
71-43-2	Benzene	11	U
10061-02-6	trans-1,3-Dichloropropene	11	U
75-25-2	Bromoform	11	U
108-10-1	4-Methyl-2-pentanone	11	U
591-78-6	2-Hexanone	11	U
127-18-4	Tetrachloroethene	11	U
79-34-5	1,1,2,2-Tetrachloroethane	11	U
108-88-3	Toluene	11	U
108-90-7	Chlorobenzene	11	U
100-41-4	Ethylbenzene	11	U
100-42-5	Styrene	11	U
1330-20-7	Xylene (total)	11	U

PSS115 S29

1F

VOLATILE ORGANICS ANALYSIS DATA SHEET

TENTATIVELY IDENTIFIED COMPOUNDS

EPA SAMPLE NO.

1WA (0.5-2')

Lab Name: H2M LABS, INC. Contract: _____

Lab Code: 10478 Case No.: KEY-PSS SAS No.: _____ SDG No.: PSS115

Matrix: (soil/water) SOIL Lab Sample ID: 0711566-001A

Sample wt/vol: 5 (g/mL) G Lab File ID: 7\P38026.D

Level: (low/med) LOW Date Received: 10/04/07

% Moisture: not dec. 10.3 Date Analyzed: 10/07/07

GC Column: R-502.2 ID: .53 (mm) Dilution Factor: 1.00

Soil Extract Volume: (µl) Soil Aliquot Volume: 0 (µL)

CONCENTRATION UNITS:

Number TICs found: 2 (µg/L or µg/Kg) UG/KG

CAS NUMBER	COMPOUND NAME	RT	EST.CONC.	Q
1.	unknown siloxane (18.68)	18.68	25	BJX
2.	unknown siloxane (21.24)	21.24	30	BJX

PSS115 S30

1C

SEMIVOLATILE ORGANICS ANALYSIS DATA SHEET

EPA SAMPLE NO.

1WA(0.5-2')

Lab Name: H2M LABS, INC. Contract: _____

Lab Code: 10478 Case No.: KEY-PSS SAS No.: _____ SDG No.: PSS115

Matrix: (soil/water) SOIL Lab Sample ID: 0711566-001B

Sample wt/vol: 15 (g/mL) G Lab File ID: A\C37811.D

Level: (low/med) LOW Date Received: 10/04/07

% Moisture: 10.3 Decanted:(Y/N) N Date Extracted: 10/10/07

Concentrated Extract Volume: 1000 (µL) Date Analyzed: 10/13/07

Injection Volume: 2 (µL) Dilution Factor: 1.00

GPC Cleanup: (Y/N) N pH: 7.0 Extraction: (Type) PFEX

CAS NO.	COMPOUND	CONCENTRATION UNITS: (µg/L or µg/Kg) UG/KG	Q
108-95-2	Phenol	370	U
111-44-4	Bis(2-chloroethyl)ether	370	U
95-57-8	2-Chlorophenol	370	U
541-73-1	1,3-Dichlorobenzene	370	U
106-46-7	1,4-Dichlorobenzene	370	U
95-50-1	1,2-Dichlorobenzene	370	U
95-48-7	2-Methylphenol	370	U
108-60-1	2,2'-oxybis(1-chloropropane)	370	U
106-44-5	4-Methylphenol	370	U
621-64-7	N-Nitroso-di-n-propylamine	370	U
67-72-1	Hexachloroethane	370	U
98-95-3	Nitrobenzene	370	U
78-59-1	Isophorone	370	U
88-75-5	2-Nitrophenol	370	U
105-67-9	2,4-Dimethylphenol	370	U
111-91-1	Bis(2-chloroethoxy)methane	370	U
120-83-2	2,4-Dichlorophenol	370	U
120-82-1	1,2,4-Trichlorobenzene	370	U
91-20-3	Naphthalene	370	U
106-47-8	4-Chloroaniline	370	U
87-68-3	Hexachlorobutadiene	370	U
59-50-7	4-Chloro-3-methylphenol	370	U
91-57-6	2-Methylnaphthalene	370	U
77-47-4	Hexachlorocyclopentadiene	370	U
88-06-2	2,4,6-Trichlorophenol	370	U
95-95-4	2,4,5-Trichlorophenol	930	U
91-58-7	2-Chloronaphthalene	370	U
88-74-4	2-Nitroaniline	930	U
131-11-3	Dimethylphthalate	370	U
208-96-8	Acenaphthylene	150	J
606-20-2	2,6-Dinitrotoluene	370	U
99-09-2	3-Nitroaniline	930	U
83-32-9	Acenaphthene	370	U
51-28-5	2,4-Dinitrophenol	930	U
100-02-7	4-Nitrophenol	930	U
132-64-9	Dibenzofuran	370	U

PSS115 S31

1D

SEMIVOLATILE ORGANICS ANALYSIS DATA SHEET

EPA SAMPLE NO.

1WA(0.5-2')

Lab Name: H2M LABS, INC. Contract: _____

Lab Code: 10478 Case No.: KEY-PSS SAS No.: _____ SDG No.: PSS115

Matrix: (soil/water) SOIL Lab Sample ID: 0711566-001B

Sample wt/vol: 15 (g/mL) G Lab File ID: A\C37811.D

Level: (low/med) LOW Date Received: 10/04/07

% Moisture: 10.3 Decanted: (Y/N) N Date Extracted: 10/10/07

Concentrated Extract Volume: 1000 (µL) Date Analyzed: 10/13/07

Injection Volume: 2 (µL) Dilution Factor: 1.00

GPC Cleanup: (Y/N) N pH: 7.0 Extraction: (Type) PFEX

CAS NO.	COMPOUND	CONCENTRATION UNITS: (µg/L or µg/Kg) UG/KG	Q
121-14-2	2,4-Dinitrotoluene	370	U
84-66-2	Diethylphthalate	370	U
7005-72-3	4-Chlorophenyl-phenylether	370	U
86-73-7	Fluorene	370	U
100-01-6	4-Nitroaniline	930	U
534-52-1	4,6-Dinitro-2-methylphenol	930	U
86-30-6	N-Nitrosodiphenylamine	370	U
101-55-3	4-Bromophenyl-phenylether	370	U
118-74-1	Hexachlorobenzene	370	U
87-86-5	Pentachlorophenol	930	U
85-01-8	Phenanthrene	370	U
120-12-7	Anthracene	370	U
86-74-8	Carbazole	370	U
84-74-2	Di-n-butyl phthalate	370	U
206-44-0	Fluoranthene	180	J
129-00-0	Pyrene	300	J
85-68-7	Butyl benzyl phthalate	370	U
91-94-1	3,3'-Dichlorobenzidine	370	U
56-55-3	Benzo(a)anthracene	170	J
218-01-9	Chrysene	280	J
117-81-7	Bis(2-ethylhexyl)phthalate	370	U
117-84-0	Di-n-octyl phthalate	370	U
205-99-2	Benzo(b)fluoranthene	210	J
207-08-9	Benzo(k)fluoranthene	110	J
50-32-8	Benzo(a)pyrene	89	J
193-39-5	Indeno(1,2,3-cd)pyrene	370	U
53-70-3	Dibenzo(a,h)anthracene	370	U
191-24-2	Benzo(g,h,i)perylene	370	U

(1) Cannot be separated from Diphenylamine

PSS115 S32

1G

SEMIVOLATILE ORGANICS ANALYSIS DATA SHEET
TENTATIVELY IDENTIFIED COMPOUNDS

EPA SAMPLE NO.

1WA(0.5-2')

Lab Name: H2M LABS, INC. Contract: _____

Lab Code: 10478 Case No.: KEY-PSS SAS No.: _____ SDG No.: PSS115

Matrix: (soil/water) SOIL Lab Sample ID: 0711566-001B

Sample wt/vol: 15 (g/mL) G Lab File ID: A\C37811.D

Level: (low/med) LOW Date Received: 10/04/07

% Moisture: 10.3 Decanted:(Y/N) N Date Extracted: 10/10/07

Concentrated Extract Volume: 1000 (µl) Date Analyzed: 10/13/07

Injection Volume: 2 (µl) Dilution Factor: 1.00

GPC Cleanup: (Y/N) N pH: 7.0 Extraction: (Type) PFEX

CONCENTRATION UNITS:

Number TICs found: 19 (µg/L or µg/Kg) UG/KG

CAS NUMBER	COMPOUND NAME	RT	EST.CONC.	Q
1. 98-83-9	_alpha_-Methylstyrene	5.36	850	JN
2.	C3 Substituted benzene (5.49)	5.49	9300	J
3.	C3 Substituted benzene (5.53)	5.53	7300	J
4.	C3 Substituted benzene (5.99)	5.99	5300	J
5.	C4 Substituted benzene (6.29)	6.29	560	J
6.	C4 Substituted benzene (6.44)	6.44	3200	J
7.	C4 Substituted benzene (6.51)	6.51	1400	J
8.	Substituted benzene (6.8)	6.80	7100	J
9.	C4 Substituted benzene (7.06)	7.06	1100	J
10.	C4 Substituted benzene (7.14)	7.14	2200	J
11.	Substituted benzene (7.84)	7.84	4500	J
12.	Substituted benzene (7.93)	7.93	4900	J
13.	Substituted benzene (8.67)	8.67	1200	J
14.	Substituted benzene (8.83)	8.83	1000	J
15.	Substituted benzene (8.9)	8.90	330	J
16.	Substituted benzene (9.03)	9.03	910	J
17.	Substituted benzene (9.24)	9.24	920	J
18.	unknown (9.32)	9.32	570	J
19.	unknown (10.59)	10.59	370	J

PSS115 S33

1E

PESTICIDE ORGANICS ANALYSIS DATA SHEET

EPA SAMPLE NO.

1WA (0.5-2')

Lab Name: H2M LABS, INC. Contract: _____

Lab Code: 10478 Case No.: KEY-PSS SAS No.: _____ SDG No.: PSS115

Matrix: (soil/water) SOIL Lab Sample ID: 0711566-001B

Sample wt/vol: 15 (g/mL) G Lab File ID: a00207.raw

% Moisture: 10.3 Decanted: (Y/N) N Date Received: 10/04/07

Extraction: (Type) PFEX Date Extracted: 10/10/07

Concentrated Extract Volume: 5000 (uL) Date Analyzed: 10/12/07

Injection Volume: 0.5 (uL) Dilution Factor: 1.00

GPC Cleanup: (Y/N) N pH: 7.0 Sulfur Cleanup: (Y/N) Y

CAS NO	COMPOUND	CONCENTRATION UNITS: (µg/L or µg/Kg) UG/KG	Q
12674-11-2	Aroclor 1016	150	U
11104-28-2	Aroclor 1221	300	U
11141-16-5	Aroclor 1232	150	U
53469-21-9	Aroclor 1242	150	U
12672-29-6	Aroclor 1248	150	U
11097-69-1	Aroclor 1254	150	U
11096-82-5	Aroclor 1260	150	U

PSS115 S34

U.S. EPA - CLP

1

INORGANIC ANALYSIS DATA SHEET

EPA SAMPLE NO

GPESB-1WA (0.5-2')

Lab Name: H2M LABS, INC.

Lab Code: 10478 Case No. SAS No.: SDG No.: PSS115

Matrix (soil/water): SOIL Lab Sample ID: 0711566-001

Level (low/med): LOW Date Received: 10/4/2007

% Solids: 89.7

Concentration Units (ug/L or mg/kg dry weight): MG/KG

CAS No.	Analyte	Concentration	C	Q	M
7440-38-2	Arsenic	4.2		*	P
7440-39-3	Barium	52.0			P
7440-43-9	Cadmium	0.072	B		P
7440-47-3	Chromium	39.4		N*E	P
57-12-5	Cyanide	67.9			CA
7439-92-1	Lead	34.2		E	P
7439-97-6	Mercury	0.11		N	CV
7782-49-2	Selenium	0.27	U		P
7440-22-4	Silver	0.13	B	N	P

Color Before: BROWN Clarity Before: Texture: COARSE

Color After: YELLOW Clarity After: CLOUDY Artifacts:

Comments:

Date Reported: 10/23/07

PSS115 S35

1A

VOLATILE ORGANICS ANALYSIS DATA SHEET

EPA SAMPLE NO.

1WA (5.5-6.5')

Lab Name: H2M LABS, INC. Contract: _____

Lab Code: 10478 Case No.: KEY-PSS SAS No.: _____ SDG No.: PSS115

Matrix: (soil/water) SOIL Lab Sample ID: 0711566-002A

Sample wt/vol: 5 (g/mL) G Lab File ID: 7\P38027.D

Level: (low/med) LOW Date Received: 10/04/07

% Moisture: not dec. 27.6 Date Analyzed: 10/07/07

GC Column: R-502.2 ID: .53 (mm) Dilution Factor: 1.00

Soil Extract Volume: _____ (µL) Soil Aliquot Volume _____ (µL)

CAS NO.	COMPOUND	CONCENTRATION UNITS: (µg/L or µg/Kg) UG/KG	Q
74-87-3	Chloromethane	14	U
74-83-9	Bromomethane	14	U
75-01-4	Vinyl chloride	14	U
75-00-3	Chloroethane	14	U
75-09-2	Methylene chloride	8	BJ
67-64-1	Acetone	14	U
75-35-4	1,1-Dichloroethene	14	U
75-15-0	Carbon disulfide	14	U
75-34-3	1,1-Dichloroethane	14	U
540-59-0	1,2-Dichloroethene (total)	14	U
67-66-3	Chloroform	14	U
107-06-2	1,2-Dichloroethane	14	U
78-93-3	2-Butanone	14	U
71-55-6	1,1,1-Trichloroethane	14	U
56-23-5	Carbon tetrachloride	14	U
75-27-4	Bromodichloromethane	14	U
78-87-5	1,2-Dichloropropane	14	U
10061-01-5	cis-1,3-Dichloropropene	14	U
79-01-6	Trichloroethene	14	U
124-48-1	Dibromochloromethane	14	U
79-00-5	1,1,2-Trichloroethane	14	U
71-43-2	Benzene	14	U
10061-02-6	trans-1,3-Dichloropropene	14	U
75-25-2	Bromoform	14	U
108-10-1	4-Methyl-2-pentanone	14	U
591-78-6	2-Hexanone	14	U
127-18-4	Tetrachloroethene	14	U
79-34-5	1,1,2,2-Tetrachloroethane	14	U
108-88-3	Toluene	14	U
108-90-7	Chlorobenzene	14	U
100-41-4	Ethylbenzene	14	U
100-42-5	Styrene	14	U
1330-20-7	Xylene (total)	14	U

PSS115 S36

1F

VOLATILE ORGANICS ANALYSIS DATA SHEET

TENTATIVELY IDENTIFIED COMPOUNDS

EPA SAMPLE NO.

1WA (5.5-6.5')

Lab Name: H2M LABS, INC. Contract: _____

Lab Code: 10478 Case No.: KEY-PSS SAS No.: _____ SDG No.: PSS115

Matrix: (soil/water) SOIL Lab Sample ID: 0711566-002A

Sample wt/vol: 5 (g/mL) G Lab File ID: 7\P38027.D

Level: (low/med) LOW Date Received: 10/04/07

% Moisture: not dec. 27.6 Date Analyzed: 10/07/07

GC Column: R-502.2 ID: .53 (mm) Dilution Factor: 1.00

Soil Extract Volume: (µl) Soil Aliquot Volume: 0 (µL)

CONCENTRATION UNITS:

Number TICs found: 6 (µg/L or µg/Kg) UG/KG

CAS NUMBER	COMPOUND NAME	RT	EST.CONC.	Q
1.	unknown siloxane (16.22)	16.22	9	JX
2.	unknown siloxane (18.67)	18.67	16	JBX
3.	unknown (19.61)	19.61	14	J
4.	unknown (20.68)	20.68	22	J
5.	unknown siloxane (21.24)	21.24	39	BJX
6.	unknown (21.74)	21.74	7	J

PSS115 S37

1C

SEMIVOLATILE ORGANICS ANALYSIS DATA SHEET

EPA SAMPLE NO.

1WA(5.5-6.5')

Lab Name: H2M LABS, INC. Contract: _____

Lab Code: 10478 Case No.: KEY-PSS SAS No.: _____ SDG No.: PSS115

Matrix: (soil/water) SOIL Lab Sample ID: 0711566-002B

Sample wt/vol: 15 (g/mL) G Lab File ID: A\C37808.D

Level: (low/med) LOW Date Received: 10/04/07

% Moisture: 27.6 Decanted: (Y/N) N Date Extracted: 10/10/07

Concentrated Extract Volume: 1000 (µL) Date Analyzed: 10/13/07

Injection Volume: 2 (µL) Dilution Factor: 1.00

GPC Cleanup: (Y/N) N pH: 7.0 Extraction: (Type) PFEX

CAS NO.	COMPOUND	CONCENTRATION UNITS: (µg/L or µg/Kg) UG/KG	Q
108-95-2	Phenol	460	U
111-44-4	Bis(2-chloroethyl)ether	460	U
95-57-8	2-Chlorophenol	460	U
541-73-1	1,3-Dichlorobenzene	460	U
106-46-7	1,4-Dichlorobenzene	460	U
95-50-1	1,2-Dichlorobenzene	460	U
95-48-7	2-Methylphenol	460	U
108-60-1	2,2'-oxybis(1-chloropropane)	460	U
106-44-5	4-Methylphenol	460	U
621-64-7	N-Nitroso-di-n-propylamine	460	U
67-72-1	Hexachloroethane	460	U
98-95-3	Nitrobenzene	460	U
78-59-1	Isophorone	460	U
88-75-5	2-Nitrophenol	460	U
105-67-9	2,4-Dimethylphenol	460	U
111-91-1	Bis(2-chloroethoxy)methane	460	U
120-83-2	2,4-Dichlorophenol	460	U
120-82-1	1,2,4-Trichlorobenzene	460	U
91-20-3	Naphthalene	460	U
106-47-8	4-Chloroaniline	460	U
87-68-3	Hexachlorobutadiene	460	U
59-50-7	4-Chloro-3-methylphenol	460	U
91-57-6	2-Methylnaphthalene	460	U
77-47-4	Hexachlorocyclopentadiene	460	U
88-06-2	2,4,6-Trichlorophenol	460	U
95-95-4	2,4,5-Trichlorophenol	1100	U
91-58-7	2-Chloronaphthalene	460	U
88-74-4	2-Nitroaniline	1100	U
131-11-3	Dimethylphthalate	460	U
208-96-8	Acenaphthylene	110	J
606-20-2	2,6-Dinitrotoluene	460	U
99-09-2	3-Nitroaniline	1100	U
83-32-9	Acenaphthene	110	J
51-28-5	2,4-Dinitrophenol	1100	U
100-02-7	4-Nitrophenol	1100	U
132-64-9	Dibenzofuran	460	U

PSS115 S38

1D

SEMIVOLATILE ORGANICS ANALYSIS DATA SHEET

EPA SAMPLE NO.

1WA(5.5-6.5')

Lab Name: H2M LABS, INC. Contract: _____

Lab Code: 10478 Case No.: KEY-PSS SAS No.: _____ SDG No.: PSS115

Matrix: (soil/water) SOIL Lab Sample ID: 0711566-002B

Sample wt/vol: 15 (g/mL) G Lab File ID: A\C37808.D

Level: (low/med) LOW Date Received: 10/04/07

% Moisture: 27.6 Decanted: (Y/N) N Date Extracted: 10/10/07

Concentrated Extract Volume: 1000 (µL) Date Analyzed: 10/13/07

Injection Volume: 2 (µL) Dilution Factor: 1.00

GPC Cleanup: (Y/N) N pH: 7.0 Extraction: (Type) PFEX

CAS NO.	COMPOUND	CONCENTRATION UNITS: (µg/L or µg/Kg) UG/KG	Q
121-14-2	2,4-Dinitrotoluene	460	U
84-66-2	Diethylphthalate	460	U
7005-72-3	4-Chlorophenyl-phenylether	460	U
86-73-7	Fluorene	96	J
100-01-6	4-Nitroaniline	1100	U
534-52-1	4,6-Dinitro-2-methylphenol	1100	U
86-30-6	N-Nitrosodiphenylamine	460	U
101-55-3	4-Bromophenyl-phenylether	460	U
118-74-1	Hexachlorobenzene	460	U
87-86-5	Pentachlorophenol	1100	U
85-01-8	Phenanthrene	610	
120-12-7	Anthracene	100	J
86-74-8	Carbazole	460	U
84-74-2	Di-n-butyl phthalate	460	U
206-44-0	Fluoranthene	340	J
129-00-0	Pyrene	580	
85-68-7	Butyl benzyl phthalate	460	U
91-94-1	3,3'-Dichlorobenzidine	460	U
56-55-3	Benzo(a)anthracene	240	J
218-01-9	Chrysene	210	J
117-81-7	Bis(2-ethylhexyl)phthalate	460	U
117-84-0	Di-n-octyl phthalate	460	U
205-99-2	Benzo(b)fluoranthene	460	U
207-08-9	Benzo(k)fluoranthene	460	U
50-32-8	Benzo(a)pyrene	160	J
193-39-5	Indeno(1,2,3-cd)pyrene	120	J
53-70-3	Dibenzo(a,h)anthracene	460	U
191-24-2	Benzo(g,h,i)perylene	160	J

(1) Cannot be separated from Diphenylamine

PSS115 S39

1G

SEMIVOLATILE ORGANICS ANALYSIS DATA SHEET
TENTATIVELY IDENTIFIED COMPOUNDS

EPA SAMPLE NO.

1WA(5.5-6.5')

Lab Name: H2M LABS, INC. Contract: ____

Lab Code: 10478 Case No.: KEY-PSS SAS No.: ____ SDG No.: PSS115

Matrix: (soil/water) SOIL Lab Sample ID: 0711566-002B

Sample wt/vol: 15 (g/mL) G Lab File ID: A\C37808.D

Level: (low/med) LOW Date Received: 10/04/07

% Moisture: 27.6 Decanted:(Y/N) N Date Extracted: 10/10/07

Concentrated Extract Volume: 1000 (µl) Date Analyzed: 10/13/07

Injection Volume: 2 (µl) Dilution Factor: 1.00

GPC Cleanup: (Y/N) N pH: 7.0 Extraction: (Type) PFEX

Number TICs found: 3

CONCENTRATION UNITS:
(µg/L or µg/Kg) UG/KG

CAS NUMBER	COMPOUND NAME	RT	EST.CONC.	Q
1.	C3 Substituted benzene	5.48	480	J
2.	unknown	5.52	260	J
3.	(DEL) Alkane: Straight-Chain (16.4)	16.40	260	J
4.	(DEL) Alkane: Straight-Chain (16.69)	16.69	260	J
5. 192-97-2	Benzo(e)pyrene	17.28	230	JN
6.	(DEL) Alkane: Straight-Chain (17.79)	17.79	250	J
7.	(DEL) Alkane: Straight-Chain (18.26)	18.26	210	J

PSS115 S40

1E

PESTICIDE ORGANICS ANALYSIS DATA SHEET

EPA SAMPLE NO.

1WA (5.5-6.5')

Lab Name: H2M LABS, INC. Contract: _____

Lab Code: 10478 Case No.: KEY-PSS SAS No.: _____ SDG No.: PSS115

Matrix: (soil/water) SOIL Lab Sample ID: 0711566-002B

Sample wt/vol: 15 (g/mL) G Lab File ID: a00208.raw

% Moisture: 27.6 Decanted: (Y/N) N Date Received: 10/04/07

Extraction: (Type) PFEX Date Extracted: 10/10/07

Concentrated Extract Volume: 5000 (uL) Date Analyzed: 10/12/07

Injection Volume: 0.5 (uL) Dilution Factor: 1.00

GPC Cleanup: (Y/N) N pH: 7.0 Sulfur Cleanup: (Y/N) Y

CAS NO	COMPOUND	CONCENTRATION UNITS: (µg/L or µg/Kg) UG/KG	Q
12674-11-2	Aroclor 1016	46	U
11104-28-2	Aroclor 1221	93	U
11141-16-5	Aroclor 1232	46	U
53469-21-9	Aroclor 1242	46	U
12672-29-6	Aroclor 1248	46	U
11097-69-1	Aroclor 1254	46	U
11096-82-5	Aroclor 1260	46	U

PSS115 S41

U.S. EPA - CLP

1

INORGANIC ANALYSIS DATA SHEET

EPA SAMPLE NO

GPESB-1WA (5.5-6.5')

Lab Name: H2M LABS, INC.

Lab Code: 10478 Case No. SAS No.: SDG No.: PSS115

Matrix (soil/water): SOIL Lab Sample ID: 0711566-002

Level (low/med): LOW Date Received: 10/4/2007

% Solids: 72.4

Concentration Units (ug/L or mg/kg dry weight): MG/KG

CAS No.	Analyte	Concentration	C	Q	M
7440-38-2	Arsenic	6.2		*	P
7440-39-3	Barium	110			P
7440-43-9	Cadmium	0.052	B		P
7440-47-3	Chromium	56.9		N*E	P
57-12-5	Cyanide	187			CA
7439-92-1	Lead	97.9		E	P
7439-97-6	Mercury	0.33		N	CV
7782-49-2	Selenium	1.2			P
7440-22-4	Silver	0.10	B	N	P

Color Before: BLACK Clarity Before: Texture: COARSE

Color After: YELLOW Clarity After: CLOUDY Artifacts:

Comments:

Date Reported: 10/23/07

PSS115 S42

1A

VOLATILE ORGANICS ANALYSIS DATA SHEET

EPA SAMPLE NO.

1WA (22.25-23.25')

Lab Name: H2M LABS, INC. Contract: _____

Lab Code: 10478 Case No.: KEY-PSS SAS No.: _____ SDG No.: PSS115

Matrix: (soil/water) SOIL Lab Sample ID: 0711566-003A

Sample wt/vol: 5 (g/mL) G Lab File ID: 7\P38028.D

Level: (low/med) LOW Date Received: 10/04/07

% Moisture: not dec. 49.6 Date Analyzed: 10/07/07

GC Column: R-502.2 ID: .53 (mm) Dilution Factor: 1.00

Soil Extract Volume: _____ (µL) Soil Aliquot Volume _____ (µL)

CAS NO.	COMPOUND	CONCENTRATION UNITS: (µg/L or µg/Kg) UG/KG	Q
74-87-3	Chloromethane	20	U
74-83-9	Bromomethane	20	U
75-01-4	Vinyl chloride	20	U
75-00-3	Chloroethane	20	U
75-09-2	Methylene chloride	13	BJ
67-64-1	Acetone	510	E
75-35-4	1,1-Dichloroethene	20	U
75-15-0	Carbon disulfide	4	J
75-34-3	1,1-Dichloroethane	20	U
540-59-0	1,2-Dichloroethene (total)	20	U
67-66-3	Chloroform	20	U
107-06-2	1,2-Dichloroethane	20	U
78-93-3	2-Butanone	190	
71-55-6	1,1,1-Trichloroethane	20	U
56-23-5	Carbon tetrachloride	20	U
75-27-4	Bromodichloromethane	20	U
78-87-5	1,2-Dichloropropane	20	U
10061-01-5	cis-1,3-Dichloropropene	20	U
79-01-6	Trichloroethene	20	U
124-48-1	Dibromochloromethane	20	U
79-00-5	1,1,2-Trichloroethane	20	U
71-43-2	Benzene	20	U
10061-02-6	trans-1,3-Dichloropropene	20	U
75-25-2	Bromoform	20	U
108-10-1	4-Methyl-2-pentanone	20	U
591-78-6	2-Hexanone	20	U
127-18-4	Tetrachloroethene	20	U
79-34-5	1,1,2,2-Tetrachloroethane	20	U
108-88-3	Toluene	20	U
108-90-7	Chlorobenzene	20	U
100-41-4	Ethylbenzene	20	U
100-42-5	Styrene	20	U
1330-20-7	Xylene (total)	20	U

PSS115 S43

1F

VOLATILE ORGANICS ANALYSIS DATA SHEET

TENTATIVELY IDENTIFIED COMPOUNDS

EPA SAMPLE NO.

1WA (22.25-23.25')

Lab Name: H2M LABS, INC. Contract: _____

Lab Code: 10478 Case No.: KEY-PSS SAS No.: _____ SDG No.: PSS115

Matrix: (soil/water) SOIL Lab Sample ID: 0711566-003A

Sample wt/vol: 5 (g/mL) G Lab File ID: 7\P38028.D

Level: (low/med) LOW Date Received: 10/04/07

% Moisture: not dec. 49.6 Date Analyzed: 10/07/07

GC Column: R-502.2 ID: .53 (mm) Dilution Factor: 1.00

Soil Extract Volume: (µl) Soil Aliquot Volume: 0 (µL)

CONCENTRATION UNITS:

Number TICs found: 3 (µg/L or µg/Kg) UG/KG

CAS NUMBER	COMPOUND NAME	RT	EST.CONC.	Q
1.	unknown siloxane (16.22)	16.22	11	JX
2.	unknown siloxane (18.67)	18.67	37	JBX
3.	unknown siloxane (21.24)	21.24	87	BJX

PSS115 S44

1A

VOLATILE ORGANICS ANALYSIS DATA SHEET

EPA SAMPLE NO.

1WA (22.25-23.25')

Lab Name: H2M LABS, INC. Contract: _____

Lab Code: 10478 Case No.: KEY-PSS SAS No.: _____ SDG No.: PSS115

Matrix: (soil/water) SOIL Lab Sample ID: 0711566-003A

Sample wt/vol: 5 (g/mL) G Lab File ID: V\F31374.D

Level: (low/med) LOW Date Received: 10/04/07

% Moisture: not dec. 49.6 Date Analyzed: 10/12/07

GC Column: DB-624 ID: 0.18 (mm) Dilution Factor: 5.00

Soil Extract Volume: _____ (µL) Soil Aliquot Volume _____ (µL)

CAS NO.	COMPOUND	CONCENTRATION UNITS: (µg/L or µg/Kg) UG/KG	Q
74-87-3	Chloromethane	99	U
74-83-9	Bromomethane	99	U
75-01-4	Vinyl chloride	99	U
75-00-3	Chloroethane	99	U
75-09-2	Methylene chloride	59	DBJ
67-64-1	Acetone	1100	DB
75-35-4	1,1-Dichloroethene	99	U
75-15-0	Carbon disulfide	99	U
75-34-3	1,1-Dichloroethane	99	U
540-59-0	1,2-Dichloroethene (total)	99	U
67-66-3	Chloroform	99	U
107-06-2	1,2-Dichloroethane	99	U
78-93-3	2-Butanone	410	D
71-55-6	1,1,1-Trichloroethane	99	U
56-23-5	Carbon tetrachloride	99	U
75-27-4	Bromodichloromethane	99	U
78-87-5	1,2-Dichloropropane	99	U
10061-01-5	cis-1,3-Dichloropropene	99	U
79-01-6	Trichloroethene	99	U
124-48-1	Dibromochloromethane	99	U
79-00-5	1,1,2-Trichloroethane	99	U
71-43-2	Benzene	99	U
10061-02-6	trans-1,3-Dichloropropene	99	U
75-25-2	Bromoform	99	U
108-10-1	4-Methyl-2-pentanone	99	U
591-78-6	2-Hexanone	99	U
127-18-4	Tetrachloroethene	99	U
79-34-5	1,1,2,2-Tetrachloroethane	99	U
108-88-3	Toluene	99	U
108-90-7	Chlorobenzene	99	U
100-41-4	Ethylbenzene	99	U
100-42-5	Styrene	99	U
1330-20-7	Xylene (total)	99	U

PSS115 S45

1F

VOLATILE ORGANICS ANALYSIS DATA SHEET

TENTATIVELY IDENTIFIED COMPOUNDS

EPA SAMPLE NO.

1WA (22.25-23.25')

Lab Name: H2M LABS, INC. Contract: _____

Lab Code: 10478 Case No.: KEY-PSS SAS No.: _____ SDG No.: PSS115

Matrix: (soil/water) SOIL Lab Sample ID: 0711566-003A

Sample wt/vol: 5 (g/mL) G Lab File ID: V\F31374.D

Level: (low/med) LOW Date Received: 10/04/07

% Moisture: not dec. 49.6 Date Analyzed: 10/12/07

GC Column: DB-624 ID: 0.18 (mm) Dilution Factor: 5.00

Soil Extract Volume: (µl) Soil Aliquot Volume: 0 (µL)

CONCENTRATION UNITS:

Number TICs found: 0 (µg/L or µg/Kg) UG/KG

CAS NUMBER	COMPOUND NAME	RT	EST.CONC.	Q

PSS115 S46

1C

SEMIVOLATILE ORGANICS ANALYSIS DATA SHEET

EPA SAMPLE NO.

1WA(22.25-23.25')

Lab Name: H2M LABS, INC. Contract: _____

Lab Code: 10478 Case No.: KEY-PSS SAS No.: _____ SDG No.: PSS115

Matrix: (soil/water) SOIL Lab Sample ID: 0711566-003B

Sample wt/vol: 15 (g/mL) G Lab File ID: A\C37809.D

Level: (low/med) LOW Date Received: 10/04/07

% Moisture: 49.6 Decanted: (Y/N) N Date Extracted: 10/10/07

Concentrated Extract Volume: 1000 (µL) Date Analyzed: 10/13/07

Injection Volume: 2 (µL) Dilution Factor: 1.00

GPC Cleanup: (Y/N) N pH: 6.0 Extraction: (Type) PFEX

CAS NO.	COMPOUND	CONCENTRATION UNITS: (µg/L or µg/Kg) UG/KG	Q
108-95-2	Phenol	650	U
111-44-4	Bis(2-chloroethyl)ether	650	U
95-57-8	2-Chlorophenol	650	U
541-73-1	1,3-Dichlorobenzene	650	U
106-46-7	1,4-Dichlorobenzene	650	U
95-50-1	1,2-Dichlorobenzene	650	U
95-48-7	2-Methylphenol	650	U
108-60-1	2,2'-oxybis(1-chloropropane)	650	U
106-44-5	4-Methylphenol	650	U
621-64-7	N-Nitroso-di-n-propylamine	650	U
67-72-1	Hexachloroethane	650	U
98-95-3	Nitrobenzene	650	U
78-59-1	Isophorone	650	U
88-75-5	2-Nitrophenol	650	U
105-67-9	2,4-Dimethylphenol	650	U
111-91-1	Bis(2-chloroethoxy)methane	650	U
120-83-2	2,4-Dichlorophenol	650	U
120-82-1	1,2,4-Trichlorobenzene	650	U
91-20-3	Naphthalene	650	U
106-47-8	4-Chloroaniline	650	U
87-68-3	Hexachlorobutadiene	650	U
59-50-7	4-Chloro-3-methylphenol	650	U
91-57-6	2-Methylnaphthalene	650	U
77-47-4	Hexachlorocyclopentadiene	650	U
88-06-2	2,4,6-Trichlorophenol	650	U
95-95-4	2,4,5-Trichlorophenol	1600	U
91-58-7	2-Chloronaphthalene	650	U
88-74-4	2-Nitroaniline	1600	U
131-11-3	Dimethylphthalate	650	U
208-96-8	Acenaphthylene	650	U
606-20-2	2,6-Dinitrotoluene	650	U
99-09-2	3-Nitroaniline	1600	U
83-32-9	Acenaphthene	650	U
51-28-5	2,4-Dinitrophenol	1600	U
100-02-7	4-Nitrophenol	1600	U
132-64-9	Dibenzofuran	650	U

PSS115 S47

1D

SEMIVOLATILE ORGANICS ANALYSIS DATA SHEET

EPA SAMPLE NO.

1WA(22.25-23.25')

Lab Name: H2M LABS, INC. Contract: _____

Lab Code: 10478 Case No.: KEY-PSS SAS No.: _____ SDG No.: PSS115

Matrix: (soil/water) SOIL Lab Sample ID: 0711566-003B

Sample wt/vol: 15 (g/mL) G Lab File ID: A\C37809.D

Level: (low/med) LOW Date Received: 10/04/07

% Moisture: 49.6 Decanted: (Y/N) N Date Extracted: 10/10/07

Concentrated Extract Volume: 1000 (µL) Date Analyzed: 10/13/07

Injection Volume: 2 (µL) Dilution Factor: 1.00

GPC Cleanup: (Y/N) N pH: 6.0 Extraction: (Type) PFEX

CAS NO.	COMPOUND	CONCENTRATION UNITS: (µg/L or µg/Kg) UG/KG	Q
121-14-2	2,4-Dinitrotoluene	650	U
84-66-2	Diethylphthalate	650	U
7005-72-3	4-Chlorophenyl-phenylether	650	U
86-73-7	Fluorene	650	U
100-01-6	4-Nitroaniline	1600	U
534-52-1	4,6-Dinitro-2-methylphenol	1600	U
86-30-6	N-Nitrosodiphenylamine	650	U
101-55-3	4-Bromophenyl-phenylether	650	U
118-74-1	Hexachlorobenzene	650	U
87-86-5	Pentachlorophenol	1600	U
85-01-8	Phenanthrene	630	J
120-12-7	Anthracene	240	J
86-74-8	Carbazole	650	U
84-74-2	Di-n-butyl phthalate	650	U
206-44-0	Fluoranthene	450	J
129-00-0	Pyrene	620	J
85-68-7	Butyl benzyl phthalate	650	U
91-94-1	3,3'-Dichlorobenzidine	650	U
56-55-3	Benzo(a)anthracene	220	J
218-01-9	Chrysene	250	J
117-81-7	Bis(2-ethylhexyl)phthalate	650	U
117-84-0	Di-n-octyl phthalate	650	U
205-99-2	Benzo(b)fluoranthene	650	U
207-08-9	Benzo(k)fluoranthene	650	U
50-32-8	Benzo(a)pyrene	650	U
193-39-5	Indeno(1,2,3-cd)pyrene	650	U
53-70-3	Dibenzo(a,h)anthracene	650	U
191-24-2	Benzo(g,h,i)perylene	650	U

(1) Cannot be separated from Diphenylamine

PSS115 S48

1G

SEMIVOLATILE ORGANICS ANALYSIS DATA SHEET
TENTATIVELY IDENTIFIED COMPOUNDS

EPA SAMPLE NO.

1WA(22.25-23.25')

Lab Name: H2M LABS, INC. Contract: _____

Lab Code: 10478 Case No.: KEY-PSS SAS No.: _____ SDG No.: PSS115

Matrix: (soil/water) SOIL Lab Sample ID: 0711566-003B

Sample wt/vol: 15 (g/mL) G Lab File ID: A\C37809.D

Level: (low/med) LOW Date Received: 10/04/07

% Moisture: 49.6 Decanted:(Y/N) N Date Extracted: 10/10/07

Concentrated Extract Volume: 1000 (µl) Date Analyzed: 10/13/07

Injection Volume: 2 (µl) Dilution Factor: 1.00

GPC Cleanup: (Y/N) N pH: 6.0 Extraction: (Type) PFEX

CONCENTRATION UNITS:

Number TICs found: 12 (µg/L or µg/Kg) UG/KG

	CAS NUMBER	COMPOUND NAME	RT	EST.CONC.	Q
1.		unknown (15.84)	15.84	740	J
2.		unknown (16.41)	16.41	990	J
3.	198-55-0	Perylene	16.99	290	JN
4.		(DEL) Alkane: Branched (17.01)	17.01	420	J
5.		(DEL) Alkane: Branched (17.04)	17.04	320	J
6.	192-97-2	Benzo(e)pyrene	17.34	300	JN
7.	10191-41-0	Vitamin e	18.07	280	JN
8.		unknown (19.34)	19.34	450	J
9.		unknown (19.44)	19.44	1800	J
10.		unknown (19.67)	19.67	630	J
11.		unknown (19.9)	19.90	1100	J
12.		unknown (20.12)	20.12	620	J
13.		unknown (21.16)	21.16	580	J
14.		unknown (21.33)	21.33	1400	J

1E

PESTICIDE ORGANICS ANALYSIS DATA SHEET

EPA SAMPLE NO.

1WA (22.25-23.25'

Lab Name: H2M LABS, INC. Contract: _____

Lab Code: 10478 Case No.: KEY-PSS SAS No.: _____ SDG No.: PSS115

Matrix: (soil/water) SOIL Lab Sample ID: 0711566-003B

Sample wt/vol: 15 (g/mL) G Lab File ID: a00209.raw

% Moisture: 49.6 Decanted: (Y/N) N Date Received: 10/04/07

Extraction: (Type) PFEX Date Extracted: 10/10/07

Concentrated Extract Volume: 5000 (uL) Date Analyzed: 10/13/07

Injection Volume: 0.5 (uL) Dilution Factor: 1.00

GPC Cleanup: (Y/N) N pH: 6.0 Sulfur Cleanup: (Y/N) Y

CAS NO	COMPOUND	CONCENTRATION UNITS: (µg/L or µg/Kg) UG/KG	Q
12674-11-2	Aroclor 1016	65	U
11104-28-2	Aroclor 1221	130	U
11141-16-5	Aroclor 1232	65	U
53469-21-9	Aroclor 1242	65	U
12672-29-6	Aroclor 1248	65	U
11097-69-1	Aroclor 1254	65	U
11096-82-5	Aroclor 1260	65	U

PSS115 S50

U.S. EPA - CLP

1

INORGANIC ANALYSIS DATA SHEET

EPA SAMPLE NO

GPESB-1WA (22.25-23.25')

Lab Name: H2M LABS, INC.

Lab Code: 10478 Case No. SAS No.: SDG No.: PSS115

Matrix (soil/water): SOIL Lab Sample ID: 0711566-003

Level (low/med): LOW Date Received: 10/4/2007

% Solids: 50.4

Concentration Units (ug/L or mg/kg dry weight): MG/KG

CAS No.	Analyte	Concentration	C	Q	M
7440-38-2	Arsenic	3.9		*	P
7440-39-3	Barium	119			P
7440-43-9	Cadmium	0.064	U		P
7440-47-3	Chromium	35.0		N*E	P
57-12-5	Cyanide	0.99	U		CA
7439-92-1	Lead	93.9		E	P
7439-97-6	Mercury	0.23		N	CV
7782-49-2	Selenium	0.87	B		P
7440-22-4	Silver	0.082	U	N	P

Color Before: BLACK Clarity Before: Texture: COARSE

Color After: YELLOW Clarity After: CLOUDY Artifacts:

Comments:

Date Reported: 10/23/07

PSS115 S51

1A

VOLATILE ORGANICS ANALYSIS DATA SHEET

EPA SAMPLE NO.

1WA (25-26')

Lab Name: H2M LABS, INC. Contract: _____

Lab Code: 10478 Case No.: KEY-PSS SAS No.: _____ SDG No.: PSS115

Matrix: (soil/water) SOIL Lab Sample ID: 0711566-004A

Sample wt/vol: 5 (g/mL) G Lab File ID: 7\P38056.D

Level: (low/med) LOW Date Received: 10/04/07

% Moisture: not dec. 56.3 Date Analyzed: 10/08/07

GC Column: R-502.2 ID: .53 (mm) Dilution Factor: 1.00

Soil Extract Volume: _____ (µL) Soil Aliquot Volume _____ (µL)

CAS NO.	COMPOUND	CONCENTRATION UNITS: (µg/L or µg/Kg) UG/KG	Q
74-87-3	Chloromethane	23	U
74-83-9	Bromomethane	23	U
75-01-4	Vinyl chloride	23	U
75-00-3	Chloroethane	23	U
75-09-2	Methylene chloride	10	BJ
67-64-1	Acetone	580	E
75-35-4	1,1-Dichloroethene	23	U
75-15-0	Carbon disulfide	23	U
75-34-3	1,1-Dichloroethane	23	U
540-59-0	1,2-Dichloroethene (total)	23	U
67-66-3	Chloroform	23	U
107-06-2	1,2-Dichloroethane	23	U
78-93-3	2-Butanone	180	
71-55-6	1,1,1-Trichloroethane	23	U
56-23-5	Carbon tetrachloride	23	U
75-27-4	Bromodichloromethane	23	U
78-87-5	1,2-Dichloropropane	23	U
10061-01-5	cis-1,3-Dichloropropene	23	U
79-01-6	Trichloroethene	23	U
124-48-1	Dibromochloromethane	23	U
79-00-5	1,1,2-Trichloroethane	23	U
71-43-2	Benzene	23	U
10061-02-6	trans-1,3-Dichloropropene	23	U
75-25-2	Bromoform	23	U
108-10-1	4-Methyl-2-pentanone	23	U
591-78-6	2-Hexanone	23	U
127-18-4	Tetrachloroethene	23	U
79-34-5	1,1,2,2-Tetrachloroethane	23	U
108-88-3	Toluene	23	U
108-90-7	Chlorobenzene	23	U
100-41-4	Ethylbenzene	23	U
100-42-5	Styrene	23	U
1330-20-7	Xylene (total)	23	U

PSS115 S52

1F

VOLATILE ORGANICS ANALYSIS DATA SHEET

TENTATIVELY IDENTIFIED COMPOUNDS

EPA SAMPLE NO.

1WA (25-26')

Lab Name: H2M LABS, INC. Contract: _____

Lab Code: 10478 Case No.: KEY-PSS SAS No.: _____ SDG No.: PSS115

Matrix: (soil/water) SOIL Lab Sample ID: 0711566-004A

Sample wt/vol: 5 (g/mL) G Lab File ID: 7\P38056.D

Level: (low/med) LOW Date Received: 10/04/07

% Moisture: not dec. 56.3 Date Analyzed: 10/08/07

GC Column: R-502.2 ID: .53 (mm) Dilution Factor: 1.00

Soil Extract Volume: (µl) Soil Aliquot Volume: 0 (µL)

CONCENTRATION UNITS:

Number TICs found: 2 (µg/L or µg/Kg) UG/KG

CAS NUMBER	COMPOUND NAME	RT	EST.CONC.	Q
1.	unknown siloxane (18.77)	18.77	13	JBX
2.	unknown siloxane (21.32)	21.32	38	JBX

PSS115 S53

1A

VOLATILE ORGANICS ANALYSIS DATA SHEET

EPA SAMPLE NO.

1WA (25-26')DL

Lab Name: H2M LABS, INC. Contract: _____

Lab Code: 10478 Case No.: KEY-PSS SAS No.: _____ SDG No.: PSS115

Matrix: (soil/water) SOIL Lab Sample ID: 0711566-004A

Sample wt/vol: 5 (g/mL) G Lab File ID: V\F31375.D

Level: (low/med) LOW Date Received: 10/04/07

% Moisture: not dec. 56.3 Date Analyzed: 10/12/07

GC Column: DB-624 ID: 0.18 (mm) Dilution Factor: 5.00

Soil Extract Volume: _____ (µL) Soil Aliquot Volume _____ (µL)

CAS NO.	COMPOUND	CONCENTRATION UNITS: (µg/L or µg/Kg) UG/KG	Q
74-87-3	Chloromethane	110	U
74-83-9	Bromomethane	110	U
75-01-4	Vinyl chloride	110	U
75-00-3	Chloroethane	110	U
75-09-2	Methylene chloride	70	DBJ
67-64-1	Acetone	1500	DB
75-35-4	1,1-Dichloroethene	110	U
75-15-0	Carbon disulfide	110	U
75-34-3	1,1-Dichloroethane	110	U
540-59-0	1,2-Dichloroethene (total)	110	U
67-66-3	Chloroform	110	U
107-06-2	1,2-Dichloroethane	110	U
78-93-3	2-Butanone	630	D
71-55-6	1,1,1-Trichloroethane	110	U
56-23-5	Carbon tetrachloride	110	U
75-27-4	Bromodichloromethane	110	U
78-87-5	1,2-Dichloropropane	110	U
10061-01-5	cis-1,3-Dichloropropene	110	U
79-01-6	Trichloroethene	110	U
124-48-1	Dibromochloromethane	110	U
79-00-5	1,1,2-Trichloroethane	110	U
71-43-2	Benzene	110	U
10061-02-6	trans-1,3-Dichloropropene	110	U
75-25-2	Bromoform	110	U
108-10-1	4-Methyl-2-pentanone	110	U
591-78-6	2-Hexanone	110	U
127-18-4	Tetrachloroethene	110	U
79-34-5	1,1,2,2-Tetrachloroethane	110	U
108-88-3	Toluene	110	U
108-90-7	Chlorobenzene	110	U
100-41-4	Ethylbenzene	110	U
100-42-5	Styrene	110	U
1330-20-7	Xylene (total)	110	U

PSS115 S54

1F

VOLATILE ORGANICS ANALYSIS DATA SHEET

TENTATIVELY IDENTIFIED COMPOUNDS

EPA SAMPLE NO.

1WA (25-26')DL

Lab Name: H2M LABS, INC. Contract: _____

Lab Code: 10478 Case No.: KEY-PSS SAS No.: _____ SDG No.: PSS115

Matrix: (soil/water) SOIL Lab Sample ID: 0711566-004A

Sample wt/vol: 5 (g/mL) G Lab File ID: V\F31375.D

Level: (low/med) LOW Date Received: 10/04/07

% Moisture: not dec. 56.3 Date Analyzed: 10/12/07

GC Column: DB-624 ID: 0.18 (mm) Dilution Factor: 5.00

Soil Extract Volume: (µl) Soil Aliquot Volume: 0 (µL)

CONCENTRATION UNITS:

Number TICs found: 0 (µg/L or µg/Kg) UG/KG

CAS NUMBER	COMPOUND NAME	RT	EST.CONC.	Q

PSS115 S55

1C

SEMIVOLATILE ORGANICS ANALYSIS DATA SHEET

EPA SAMPLE NO.

1WA(25-26')

Lab Name: H2M LABS, INC. Contract: _____

Lab Code: 10478 Case No.: KEY-PSS SAS No.: _____ SDG No.: PSS115

Matrix: (soil/water) SOIL Lab Sample ID: 0711566-004B

Sample wt/vol: 15 (g/mL) G Lab File ID: A\C37810.D

Level: (low/med) LOW Date Received: 10/04/07

% Moisture: 56.3 Decanted: (Y/N) N Date Extracted: 10/10/07

Concentrated Extract Volume: 1000 (µL) Date Analyzed: 10/13/07

Injection Volume: 2 (µL) Dilution Factor: 1.00

GPC Cleanup: (Y/N) N pH: 7.0 Extraction: (Type) PFEX

CAS NO.	COMPOUND	CONCENTRATION UNITS: (µg/L or µg/Kg) UG/KG	Q
108-95-2	Phenol	760	U
111-44-4	Bis(2-chloroethyl)ether	760	U
95-57-8	2-Chlorophenol	760	U
541-73-1	1,3-Dichlorobenzene	760	U
106-46-7	1,4-Dichlorobenzene	760	U
95-50-1	1,2-Dichlorobenzene	760	U
95-48-7	2-Methylphenol	760	U
108-60-1	2,2'-oxybis(1-chloropropane)	760	U
106-44-5	4-Methylphenol	760	U
621-64-7	N-Nitroso-di-n-propylamine	760	U
67-72-1	Hexachloroethane	760	U
98-95-3	Nitrobenzene	760	U
78-59-1	Isophorone	760	U
88-75-5	2-Nitrophenol	760	U
105-67-9	2,4-Dimethylphenol	760	U
111-91-1	Bis(2-chloroethoxy)methane	760	U
120-83-2	2,4-Dichlorophenol	760	U
120-82-1	1,2,4-Trichlorobenzene	760	U
91-20-3	Naphthalene	760	U
106-47-8	4-Chloroaniline	760	U
87-68-3	Hexachlorobutadiene	760	U
59-50-7	4-Chloro-3-methylphenol	760	U
91-57-6	2-Methylnaphthalene	760	U
77-47-4	Hexachlorocyclopentadiene	760	U
88-06-2	2,4,6-Trichlorophenol	760	U
95-95-4	2,4,5-Trichlorophenol	1900	U
91-58-7	2-Chloronaphthalene	760	U
88-74-4	2-Nitroaniline	1900	U
131-11-3	Dimethylphthalate	760	U
208-96-8	Acenaphthylene	760	U
606-20-2	2,6-Dinitrotoluene	760	U
99-09-2	3-Nitroaniline	1900	U
83-32-9	Acenaphthene	760	U
51-28-5	2,4-Dinitrophenol	1900	U
100-02-7	4-Nitrophenol	1900	U
132-64-9	Dibenzofuran	760	U

PSS115 S56

1D

SEMIVOLATILE ORGANICS ANALYSIS DATA SHEET

EPA SAMPLE NO.

1WA(25-26')

Lab Name: H2M LABS, INC. Contract: _____

Lab Code: 10478 Case No.: KEY-PSS SAS No.: _____ SDG No.: PSS115

Matrix: (soil/water) SOIL Lab Sample ID: 0711566-004B

Sample wt/vol: 15 (g/mL) G Lab File ID: A\C37810.D

Level: (low/med) LOW Date Received: 10/04/07

% Moisture: 56.3 Decanted: (Y/N) N Date Extracted: 10/10/07

Concentrated Extract Volume: 1000 (µL) Date Analyzed: 10/13/07

Injection Volume: 2 (µL) Dilution Factor: 1.00

GPC Cleanup: (Y/N) N pH: 7.0 Extraction: (Type) PFEX

CAS NO.	COMPOUND	CONCENTRATION UNITS: (µg/L or µg/Kg) UG/KG	Q
121-14-2	2,4-Dinitrotoluene	760	U
84-66-2	Diethylphthalate	760	U
7005-72-3	4-Chlorophenyl-phenylether	760	U
86-73-7	Fluorene	760	U
100-01-6	4-Nitroaniline	1900	U
534-52-1	4,6-Dinitro-2-methylphenol	1900	U
86-30-6	N-Nitrosodiphenylamine	760	U
101-55-3	4-Bromophenyl-phenylether	760	U
118-74-1	Hexachlorobenzene	760	U
87-86-5	Pentachlorophenol	1900	U
85-01-8	Phenanthrene	760	U
120-12-7	Anthracene	760	U
86-74-8	Carbazole	760	U
84-74-2	Di-n-butyl phthalate	760	U
206-44-0	Fluoranthene	760	U
129-00-0	Pyrene	150	J
85-68-7	Butyl benzyl phthalate	760	U
91-94-1	3,3'-Dichlorobenzidine	760	U
56-55-3	Benzo(a)anthracene	760	U
218-01-9	Chrysene	760	U
117-81-7	Bis(2-ethylhexyl)phthalate	760	U
117-84-0	Di-n-octyl phthalate	760	U
205-99-2	Benzo(b)fluoranthene	760	U
207-08-9	Benzo(k)fluoranthene	760	U
50-32-8	Benzo(a)pyrene	760	U
193-39-5	Indeno(1,2,3-cd)pyrene	760	U
53-70-3	Dibenzo(a,h)anthracene	760	U
191-24-2	Benzo(g,h,i)perylene	760	U

(1) Cannot be separated from Diphenylamine

PSS115 S57

1G

SEMIVOLATILE ORGANICS ANALYSIS DATA SHEET
TENTATIVELY IDENTIFIED COMPOUNDS

EPA SAMPLE NO.

1WA(25-26')

Lab Name: H2M LABS, INC. Contract: ____

Lab Code: 10478 Case No.: KEY-PSS SAS No.: ____ SDG No.: PSS115

Matrix: (soil/water) SOIL Lab Sample ID: 0711566-004B

Sample wt/vol: 15 (g/mL) G Lab File ID: A\C37810.D

Level: (low/med) LOW Date Received: 10/04/07

% Moisture: 56.3 Decanted:(Y/N) N Date Extracted: 10/10/07

Concentrated Extract Volume: 1000 (µl) Date Analyzed: 10/13/07

Injection Volume: 2 (µl) Dilution Factor: 1.00

GPC Cleanup: (Y/N) N pH: 7.0 Extraction: (Type) PFEX

CONCENTRATION UNITS:

Number TICs found: 8 (µg/L or µg/Kg) UG/KG

CAS NUMBER	COMPOUND NAME	RT	EST.CONC.	Q
1.	unknown (14.3)	14.30	310	J
2.	unknown (14.48)	14.48	660	J
3.	unknown (14.78)	14.78	1100	J
4.	unknown (15.84)	15.84	580	J
5.	(DEL) Alkane: Straight-Chain (16.39)	16.39	1000	J
6.	(DEL) Alkane: Straight-Chain (16.69)	16.69	500	J
7.	(DEL) Alkane: Straight-Chain (17.01)	17.01	690	J
8.	(DEL) Alkane: Straight-Chain (17.78)	17.78	470	J
9.	(DEL) Alkane: Straight-Chain (18.26)	18.26	530	J
10.	(DEL) Alkane: Straight-Chain (18.82)	18.82	470	J
11.	unknown (19.43)	19.43	1200	J
12.	unknown (19.89)	19.89	560	J
13.	unknown (21.15)	21.15	340	J
14.	unknown (21.33)	21.33	760	J

PSS115 S58

1E

PESTICIDE ORGANICS ANALYSIS DATA SHEET

EPA SAMPLE NO.

1WA (25-26')

Lab Name: H2M LABS, INC. Contract: _____

Lab Code: 10478 Case No.: KEY-PSS SAS No.: _____ SDG No.: PSS115

Matrix: (soil/water) SOIL Lab Sample ID: 0711566-004B

Sample wt/vol: 15 (g/mL) G Lab File ID: a00210.raw

% Moisture: 56.3 Decanted: (Y/N) N Date Received: 10/04/07

Extraction: (Type) PFEX Date Extracted: 10/10/07

Concentrated Extract Volume: 5000 (uL) Date Analyzed: 10/13/07

Injection Volume: 0.5 (uL) Dilution Factor: 1.00

GPC Cleanup: (Y/N) N pH: 7.0 Sulfur Cleanup: (Y/N) Y

CAS NO	COMPOUND	CONCENTRATION UNITS: (µg/L or µg/Kg) UG/KG	Q
12674-11-2	Aroclor 1016	76	U
11104-28-2	Aroclor 1221	150	U
11141-16-5	Aroclor 1232	76	U
53469-21-9	Aroclor 1242	76	U
12672-29-6	Aroclor 1248	76	U
11097-69-1	Aroclor 1254	76	U
11096-82-5	Aroclor 1260	76	U

PSS115 S59

U.S. EPA - CLP

1

INORGANIC ANALYSIS DATA SHEET

EPA SAMPLE NO

GPESB-1WA (25-26')

Lab Name: H2M LABS, INC.

Lab Code: 10478 Case No. SAS No.: SDG No.: PSS115

Matrix (soil/water): SOIL Lab Sample ID: 0711566-004

Level (low/med): LOW Date Received: 10/4/2007

% Solids: 43.7

Concentration Units (ug/L or mg/kg dry weight): MG/KG

CAS No.	Analyte	Concentration	C	Q	M
7440-38-2	Arsenic	5.7		*	P
7440-39-3	Barium	178			P
7440-43-9	Cadmium	0.096	B		P
7440-47-3	Chromium	44.7		N*E	P
57-12-5	Cyanide	1.6			CA
7439-92-1	Lead	62.3		E	P
7439-97-6	Mercury	0.23		N	CV
7782-49-2	Selenium	1.4			P
7440-22-4	Silver	0.094	U	N	P

Color Before: BLACK Clarity Before: Texture: COARSE

Color After: YELLOW Clarity After: CLOUDY Artifacts:

Comments:

Date Reported: 10/23/07

PSS115 S60

1A

VOLATILE ORGANICS ANALYSIS DATA SHEET

EPA SAMPLE NO.

SB100407

Lab Name: H2M LABS, INC. Contract: _____

Lab Code: 10478 Case No.: KEY-PSS SAS No.: _____ SDG No.: PSS115

Matrix: (soil/water) WATER Lab Sample ID: 0711566-005A

Sample wt/vol: 5 (g/mL) ML Lab File ID: A\A56347.D

Level: (low/med) LOW Date Received: 10/04/07

% Moisture: not dec. Date Analyzed: 10/07/07

GC Column: ZB-624 ID: .18 (mm) Dilution Factor: 1.00

Soil Extract Volume: _____ (µL) Soil Aliquot Volume _____ (µL)

CAS NO.	COMPOUND	CONCENTRATION UNITS: (µg/L or µg/Kg) UG/L	Q
74-87-3	Chloromethane	10	U
74-83-9	Bromomethane	10	U
75-01-4	Vinyl chloride	10	U
75-00-3	Chloroethane	10	U
75-09-2	Methylene chloride	10	U
67-64-1	Acetone	10	U
75-35-4	1,1-Dichloroethene	10	U
75-15-0	Carbon disulfide	10	U
75-34-3	1,1-Dichloroethane	10	U
540-59-0	1,2-Dichloroethene (total)	10	U
67-66-3	Chloroform	10	U
107-06-2	1,2-Dichloroethane	10	U
78-93-3	2-Butanone	10	U
71-55-6	1,1,1-Trichloroethane	10	U
56-23-5	Carbon tetrachloride	10	U
75-27-4	Bromodichloromethane	10	U
78-87-5	1,2-Dichloropropane	10	U
10061-01-5	cis-1,3-Dichloropropene	10	U
79-01-6	Trichloroethene	10	U
124-48-1	Dibromochloromethane	10	U
79-00-5	1,1,2-Trichloroethane	10	U
71-43-2	Benzene	10	U
10061-02-6	trans-1,3-Dichloropropene	10	U
75-25-2	Bromoform	10	U
108-10-1	4-Methyl-2-pentanone	10	U
591-78-6	2-Hexanone	10	U
127-18-4	Tetrachloroethene	10	U
79-34-5	1,1,2,2-Tetrachloroethane	10	U
108-88-3	Toluene	10	U
108-90-7	Chlorobenzene	10	U
100-41-4	Ethylbenzene	10	U
100-42-5	Styrene	10	U
1330-20-7	Xylene (total)	10	U

PSS115 S61

1F

VOLATILE ORGANICS ANALYSIS DATA SHEET

TENTATIVELY IDENTIFIED COMPOUNDS

EPA SAMPLE NO.

SB100407

Lab Name: H2M LABS, INC. Contract: _____

Lab Code: 10478 Case No.: KEY-PSS SAS No.: _____ SDG No.: PSS115

Matrix: (soil/water) WATER Lab Sample ID: 0711566-005A

Sample wt/vol: 5 (g/mL) ML Lab File ID: A\A56347.D

Level: (low/med) LOW Date Received: 10/04/07

% Moisture: not dec. Date Analyzed: 10/07/07

GC Column: ZB-624 ID: .18 (mm) Dilution Factor: 1.00

Soil Extract Volume: (µl) Soil Aliquot Volume: 0 (µL)

CONCENTRATION UNITS:

Number TICs found: 0 (µg/L or µg/Kg) UG/L

CAS NUMBER	COMPOUND NAME	RT	EST.CONC.	Q

PSS115 S62

Paulus, Sokolowski & Sartor	BORING LOG	BOREHOLE NUMBER - GPESB - 10

PROJECT NUMBER: **02522-017-840**
PROJECT NAME: **Clifton OU-2 Off-Site Area**
LOCATION: **Staten Island, New York**
DRILLING CO: **Fenley & Nicol**
DRILLING METHOD: **GeoProbe**
DRILLER / HELPER: **Kevin K. and Freddy C.**
ENVIRONMENTAL SCIENTIST: **Chris Scharkopf**

WEATHER: **80 degrees F, Clear**
TOTAL DEPTH: **25'**
GROUND SURFACE ELEVATION: **9.28**
DATE BEGUN: **September 21, 2007**
DATE COMPLETED: **September 27, 2007**

DEPTH	SAMPLE NUMBER	RECOVERY (in)	PID (ppm)	HCN (ppm)	WATER LEVEL	SOIL DESCRIPTION	USCS SYMBOL	LITHOLOGY	ENVIRONMENTAL DESCRIPTIONS	VISUAL OBSERVATIONS
0	GPESB-10-1	Hand Clear	0	0		Brown fine SAND, trace silt, trace gravel Brown fine silty SAND, trace gravel	SP		Slight Odor	
2	GPESB-10-2				▼					
4		21"	0	0		FILL material consisting of Brownish Gray silt, little fine to medium sand, some fine to coarse gravel, trace clay, brick fragments, concrete fragments; loose; wet	FILL			
6			0	0		FILL material consisting of Gray silt, some fine to medium sand, little fine to coarse gravel; loose; wet				
8										
10		52"	0	0		FILL material consisting of Gray silt, some fine to medium sand, little fine to coarse gravel; loose; wet FILL material consisting of Brown silt, some fine to medium sand, little fine to medium gravel, little clay; medium-dense; wet				
12	GPESB-10-3		0	0		FILL material consisting of Black to Dark Gray silt, some fine to coarse sand, some fine to coarse gravel, coal fragments, slag; medium-dense; wet			Slight Hydrocarbon-like Odor	
14						Dark Brown silty CLAY; moist to wet	CL		Slight Hydrogen Sulfide-like Odor	
16		48"	0	0		Dark Brown organic PEAT, roots, some silt	PEAT			
18			0	0						
20		29"	0	0		Dark Brown organic PEAT, roots, some silt				
22	GPESB-10-4		0	0		Dark Brown organic SILT, some clay; dense; moist to wet Dark Grayish Brown silty CLAY; dense; moist to wet	OL CL			
24										
26			0	0						

Paulus, Sokolowski & Sartor	BORING LOG	BOREHOLE NUMBER - GPESB - 8WA

PROJECT NUMBER: **02522-017-840**
PROJECT NAME: **Clifton OU-2 Off-Site Area**
LOCATION: **Staten Island, New York**
DRILLING CO: **Fenley & Nicol**
DRILLING METHOD: **GeoProbe**
DRILLER / HELPER: **Kevin K. and Freddy C.**
ENVIRONMENTAL SCIENTIST: **Chris Scharkopf**

WEATHER: **65 degrees F, Partly Cloudy**
TOTAL DEPTH: **25'**
GROUND SURFACE ELEVATION: **10.58**
DATE BEGUN: **October 2, 2007**
DATE COMPLETED: **October 2, 2007**

DEPTH	SAMPLE NUMBER	RECOVERY (in)	PID (ppm)	HCN (ppm)	WATER LEVEL	SOIL DESCRIPTION	USCS SYMBOL	LITHOLOGY	ENVIRONMENTAL DESCRIPTIONS	VISUAL OBSERVATIONS
0	GPESB-8WA-1	Hand Clear	0	0		FILL material consisting of Brown silt, some fine to coarse sand, little fine to coarse gravel, coal fragments, brick fragments, concrete fragments; medium-dense; moist	FILL			
2										
4	GPESB-8WA-2	12"	0	0	▼	FILL material consisting of Grayish Brown silt, some fine to coarse sand, some fine to coarse gravel, little clay; loose; wet				
6			0	0						
8										
10		45"	0	0		FILL material consisting of Dark Grayish Brown silt, some fine to coarse sand, some fine to coarse gravel, some clay; medium-dense; wet				

Paulus, Sokolowski & Sartor	BORING LOG	BOREHOLE NUMBER - GPESB - 8WA

PROJECT NUMBER: **02522-017-840**
PROJECT NAME: **Clifton OU-2 Off-Site Area**
LOCATION: **Staten Island, New York**
DRILLING CO: **Fenley & Nicol**
DRILLING METHOD: **GeoProbe**
DRILLER / HELPER: **Kevin K. and Freddy C.**
ENVIRONMENTAL SCIENTIST: **Chris Scharkopf**

WEATHER: **65 degrees F, Partly Cloudy**
TOTAL DEPTH: **25'**
GROUND SURFACE ELEVATION: **10.58**
DATE BEGUN: **October 2, 2007**
DATE COMPLETED: **October 2, 2007**

DEPTH	SAMPLE NUMBER	RECOVERY (in)	PID (ppm)	HCN (ppm)	WATER LEVEL	SOIL DESCRIPTION	USCS SYMBOL	LITHOLOGY	ENVIRONMENTAL DESCRIPTIONS	VISUAL OBSERVATIONS
						FILL material consisting of Dark Gray to Black, clinker, coal fragments; loose; wet				
12						FILL material consisting of Dark Grayish Brown silt, little fine to coarse sand, little fine to coarse gravel, some clay; medium-dense; wet				
			0	0						
14										
		42"	0.2	0		FILL material consisting of Dark Grayish Brown silt, little fine to coarse sand, little fine to coarse gravel, some clay; medium-dense; wet				
	GPESB-8WA-3					FILL material consisting of Black silt, some fine to coarse sand, some gravel, coal fragments, slag; medium-dense; wet			Slight Hydrocarbon-like Odor	
16						Brown clayey SILT, some organic fibers; dense; moist to wet	OL			
						Dark Brown PEAT, roots, organic fibers, some silt; medium-dense; moist to wet	PEAT			
18			0	0						
20		32"	0	0		Dark Brown PEAT, roots, organic fibers, some silt; medium-dense; moist to wet			Slight Hydrogen Sulfide-like Odor	
						Dark Gray to Black silty CLAY, wood fragments; dense; moist to wet	CL			

Paulus, Sokolowski & Sartor	BORING LOG	BOREHOLE NUMBER - GPESB - 8WA

PROJECT NUMBER: **02522-017-840**
PROJECT NAME: **Clifton OU-2 Off-Site Area**
LOCATION: **Staten Island, New York**
DRILLING CO: **Fenley & Nicol**
DRILLING METHOD: **GeoProbe**
DRILLER / HELPER: **Kevin K. and Freddy C.**
ENVIRONMENTAL SCIENTIST: **Chris Scharkopf**

WEATHER: **65 degrees F, Partly Cloudy**
TOTAL DEPTH: **25'**
GROUND SURFACE ELEVATION: **10.58**
DATE BEGUN: **October 2, 2007**
DATE COMPLETED: **October 2, 2007**

DEPTH	SAMPLE NUMBER	RECOVERY (in)	PID (ppm)	HCN (ppm)	WATER LEVEL	SOIL DESCRIPTION	USCS SYMBOL	LITHOLOGY	ENVIRONMENTAL DESCRIPTIONS	VISUAL OBSERVATIONS
22	GPESB-8WA-4		0	0		Dark Brown to Black organic SILT, some clay, organic fibers	OL			
24										

Paulus, Sokolowski & Sartor	BORING LOG	BOREHOLE NUMBER - GPESB - 8W

PROJECT NUMBER: **02522-017-840**
PROJECT NAME: **Clifton OU-2 Off-Site Area**
LOCATION: **Staten Island, New York**
DRILLING CO: **Fenley & Nicol**
DRILLING METHOD: **GeoProbe**
DRILLER / HELPER: **Kevin K. and Freddy C.**
ENVIRONMENTAL SCIENTIST: **Chris Scharkopf**

WEATHER: **75 degrees F, Overcast**
TOTAL DEPTH: **25'**
GROUND SURFACE ELEVATION: **8.87**
DATE BEGUN: **September 20, 2007**
DATE COMPLETED: **September 26, 2007**

DEPTH	SAMPLE NUMBER	RECOVERY (in)	PID (ppm)	HCN (ppm)	WATER LEVEL	SOIL DESCRIPTION	USCS SYMBOL	LITHOLOGY	ENVIRONMENTAL DESCRIPTIONS	VISUAL OBSERVATIONS
0	GPESB-8W-1	Hand Clear	0.8	0		FILL material consisting of Dark Brown silt, little fine to coarse sand, little fine to coarse gravel, brick fragments, concrete fragments; medium-dense; wet Dark Brown to Purple wood chips, some silt, little fine to coarse sand, coal fragments; medium-dense; wet	FILL		Slight Odor, Wood chips (purifier waste) from 1' to 1.6' below ground surface	
2	GPESB-8W-2				▼					
4		30"	0.9	0		Dark Grayish Brown silty fine to coarse SAND, some fine to coarse gravel; loose; wet	SM			
6	GPESB-8W-3		0.9	0		Dark Grayish brown SILT, some clay, little fine to coarse sand, little fine to coarse gravel; loose; wet FILL material consisting of Black silt, little fine to coarse sand, little fine to coarse gravel, coal fragments; loose; wet	FILL		Slight Odor	
8										
10		42"	0	0		FILL material consisting of Dark Grayish Brown silt, little fine to coarse sand, little fine to coarse gravel; loose; wet FILL material consisting of Gray silt, some fine to medium sand, some fine to medium gravel; loose; wet				
12						Dark Brown silty CLAY; dense; moist	CL			
			0	0		Dark Brown PEAT, organic fibers, roots; medium-dense; wet	PEAT			
14		34"	0	0		Dark Brown PEAT, organic fibers, roots; dense; wet				
16										
18			0	0		Dark Brown PEAT, organic fibers, roots; dense; wet				
20		39"	0	0						
22	GPESB-8W-4		0	0						
24						Dark Brown PEAT, organic fibers, roots; dense; wet				
			0	0						
26										

Paulus, Sokolowski & Sartor	BORING LOG	BOREHOLE NUMBER - GPESB - 7A

PROJECT NUMBER: **02522-017-840**
PROJECT NAME: **Clifton OU-2 Off-Site Area**
LOCATION: **Staten Island, New York**
DRILLING CO: **Fenley & Nicol**
DRILLING METHOD: **GeoProbe**
DRILLER / HELPER: **Kevin K. and Freddy C.**
ENVIRONMENTAL SCIENTIST: **Chris Scharkopf**

WEATHER: **65 degrees F, Overcast**
TOTAL DEPTH: **30'**
GROUND SURFACE ELEVATION: **11.55**
DATE BEGUN: **October 2, 2007**
DATE COMPLETED: **October 3, 2007**

DEPTH	SAMPLE NUMBER	RECOVERY (in)	PID (ppm)	HCN (ppm)	WATER LEVEL	SOIL DESCRIPTION	USCS SYMBOL	LITHOLOGY	ENVIRONMENTAL DESCRIPTIONS	VISUAL OBSERVATIONS
0	GPESB-7A-1	Hand Clear	0	0		FILL material consisting of Reddish Brown silt, some fine to coarse sand, little fine to coarse gravel; medium-dense; moist	FILL			
2										
4										
6	GPESB-7A-2	30"	0	0	▼	FILL material consisting of Dark Grayish Brown silt, some fine to coarse sand, some fine to coarse gravel, coal fragments; medium-dense; moist to wet				
			0	0		FILL material consisting of Dark Grayish Brown silt, little fine to coarse sand, little fine to coarse gravel, some clay; medium-dense; wet				
8										
10		42"	0	0		FILL material consisting of Dark Grayish Brown to Black silt, some fine to coarse gravelly sand, coal fragments, ceramic fragments, slag; loose; wet				
12			0	0		FILL material consisting of Dark Reddish Brown silt, little fine to coarse gravel, trace fine to coarse sand, some clay; moist to wet				
14	GPESB-7A-3	30"				FILL material consisting of Light Gray to Black silt, some fine to coarse sand, coal fragments, ash, slag; medium-dense; wet			Slight Hydrocarbon-like Odor, Sheen	
16			14.3	0		Brown clayey SILT; dense; moist to wet	OL			
						Dark Brown silty PEAT, roots, organic fibers; medium-dense; moist to wet	PEAT			
18			0	0			OL			
20		32"	0	0		Dark Brown organic SILT, some clay, wood fragments, organic fibers; dense; moist to wet				
22			0	0						
24										
26	GPESB-7A-4	24"	0	0		Dark Brown organic SILT with clay, organic fibers; dense; moist to wet				
			0	0		Dark Grayish Brown silty CLAY; dense; moist to wet	CL			
28										
30										

Paulus, Sokolowski & Sartor	BORING LOG	BOREHOLE NUMBER - GPESB - 7

PROJECT NUMBER: **02522-017-840**
PROJECT NAME: **Clifton OU-2 Off-Site Area**
LOCATION: **Staten Island, New York**
DRILLING CO: **Fenley & Nicol**
DRILLING METHOD: **GeoProbe**
DRILLER / HELPER: **Kevin K. and Freddy C.**
ENVIRONMENTAL SCIENTIST: **Chris Scharkopf**

WEATHER: **85 degrees F, Clear**
TOTAL DEPTH: **25'**
GROUND SURFACE ELEVATION: **9.28**
DATE BEGUN: **September 20, 2007**
DATE COMPLETED: **September 26, 2007**

DEPTH	SAMPLE NUMBER	RECOVERY (in)	PID (ppm)	HCN (ppm)	WATER LEVEL	SOIL DESCRIPTION	USCS SYMBOL	LITHOLOGY	ENVIRONMENTAL DESCRIPTIONS	VISUAL OBSERVATIONS
0										
	GPESB-7-1	Hand Clear	0	0		Surface Material Brown fine SAND, some silt	FILL SP			
2	GPESB-7-2		0	0		FILL material consisting of Black fine sand, some silt, some gravel FILL material consisting of Brown fine sand, some silt, some gravel	FILL		Odor	
4	GPESB-7-3				▼					
		27"	0	0		FILL material consisting of Dark Brown to Gray silt, some fine to coarse gravel, little fine to coarse sand, coal fragments; medium-dense; wet				
6			0	0						
8										
10		52"	0	0		FILL material consisting of Dark Brown to Gray silt, some fine to coarse gravel, little fine to coarse sand, some clay, coal fragments; dense; moist to wet				
12										
	GPESB-7-4		3.4	0		FILL material consisting of Black silt, some fine to coarse sand, little fine to coarse gravel, coal fragments; medium-dense; moist			Slight Odor	
14						FILL material consisting of Dark Brown silt, some fine to coarse sand, little fine to coarse gravel, little clay; medium-dense; wet			Slight Hydrogen Sulfide-like odor	
		50"	0	0		Dark Brown clayey organic PEAT with silt, organic, wood, roots; dense; moist	PEAT			
16										
18			0	0						
20		46"	0	0		Dark Brown clayey organic PEAT with silt, organic, wood, roots; dense; moist			Slight Hydrogen Sulfide-like odor	
22	GPESB-7-5									
			0	0						
24										
			0	0						
26										

Paulus, Sokolowski & Sartor	BORING LOG	BOREHOLE NUMBER - GPESB - 6WA

PROJECT NUMBER: **02522-017-840**
PROJECT NAME: **Clifton OU-2 Off-Site Area**
LOCATION: **Staten Island, New York**
DRILLING CO: **Fenley & Nicol**
DRILLING METHOD: **GeoProbe**
DRILLER / HELPER: **Kevin K. and Freddy C.**
ENVIRONMENTAL SCIENTIST: **Chris Scharkopf**

WEATHER: **65 degrees F, Overcast**
TOTAL DEPTH: **28'**
GROUND SURFACE ELEVATION: **12.50**
DATE BEGUN: **October 3, 2007**
DATE COMPLETED: **October 3, 2007**

DEPTH	SAMPLE NUMBER	RECOVERY (in)	PID (ppm)	HCN (ppm)	WATER LEVEL	SOIL DESCRIPTION	USCS SYMBOL	LITHOLOGY	ENVIRONMENTAL DESCRIPTIONS	VISUAL OBSERVATIONS
0	GPESB-6WA-1	Hand Clear	0	0		FILL material consisting of Brown silt, little fine to coarse sand, little fine to coarse gravel, coal fragments, slag; medium-dense; moist	FILL			
2			0	0		FILL material consisting of Brown silt, little fine to coarse sand, little fine to coarse gravel, coal fragments, slag; medium-dense; moist				
4	GPESB-6WA-2	24"	0	0		FILL material consisting of Dark Gray to Black silt, some gravel, coal fragments, slag; medium-dense; wet				
6			0	0	▼	FILL material consisting of Brown silt, some fine to coarse sand, some fine to coarse gravel, little clay; medium-dense; wet				
8										
10		24"	0	0		FILL material consisting of Dark Gray to Black silt, some gravel, coal fragments, slag; medium-dense; wet				
12						Encounter refusal and move boring				
14	GPESB-6WA-3	30"	0.2	0		FILL material consisting of Dark Grayish Brown silt, some fine to coarse sand, some fine to coarse gravel, wood fragments; medium-dense; wet FILL material consisitng of Black silt, some fine to coarse sand, little fine gravel; medium-dense; wet FILL material consisting of Grayish-brown silt and clay; dense; moist to wet			Slight Hydrocarbon-like odor	
			0	0						

Paulus, Sokolowski & Sartor	BORING LOG	BOREHOLE NUMBER - GPESB - 6WA

PROJECT NUMBER: **02522-017-840**
PROJECT NAME: **Clifton OU-2 Off-Site Area**
LOCATION: **Staten Island, New York**
DRILLING CO: **Fenley & Nicol**
DRILLING METHOD: **GeoProbe**
DRILLER / HELPER: **Kevin K. and Freddy C.**
ENVIRONMENTAL SCIENTIST: **Chris Scharkopf**

WEATHER: **65 degrees F, Overcast**
TOTAL DEPTH: **28'**
GROUND SURFACE ELEVATION: **12.50**
DATE BEGUN: **October 3, 2007**
DATE COMPLETED: **October 3, 2007**

DEPTH	SAMPLE NUMBER	RECOVERY (in)	PID (ppm)	HCN (ppm)	WATER LEVEL	SOIL DESCRIPTION	USCS SYMBOL	LITHOLOGY	ENVIRONMENTAL DESCRIPTIONS	VISUAL OBSERVATIONS
16										
18		30"	0	0		FILL material consisting of Grayish-brown silt and clay; dense; moist to wet				
						Dark Brown silty PEAT, roots, organic fibers, little clay; dense; moist to wet	PEAT			
20			0	0		Dark Brown organic SILT, clay, organic fibers; dense; moist to wet	OL			
22										
		27"	0	0		Dark Brown organic SILT, clay, organic fibers; dense; moist to wet				
24	GPESB-6WA-4									
			0	0		Dark Gray clayey SILT; medium-dense; moist to wet				
26										
28			0	0						

Paulus, Sokolowski & Sartor	BORING LOG	BOREHOLE NUMBER - GPESB - 6W

PROJECT NUMBER: **02522-017-840**
PROJECT NAME: **Clifton OU-2 Off-Site Area**
LOCATION: **Staten Island, New York**
DRILLING CO: **Fenley & Nicol**
DRILLING METHOD: **GeoProbe**
DRILLER / HELPER: **Kevin K. and Freddy C.**
ENVIRONMENTAL SCIENTIST: **Chris Scharkopf**

WEATHER: **80 degrees F, Clear**
TOTAL DEPTH: **25'**
GROUND SURFACE ELEVATION: **9.97**
DATE BEGUN: **September 21, 2007**
DATE COMPLETED: **September 27, 2007**

DEPTH	SAMPLE NUMBER	RECOVERY (in)	PID (ppm)	HCN (ppm)	WATER LEVEL	SOIL DESCRIPTION	USCS SYMBOL	LITHOLOGY	ENVIRONMENTAL DESCRIPTIONS	VISUAL OBSERVATIONS
0										
		Hand Clear				Surface Material	FILL			
	GPESB-6W-1		0	0		FILL material consisting of Black fine sand, some gravel				
			0.5	2		FILL material consisting of Black fine sand, some gravel, metal fragments			Odor	
2	GPESB-6W-2					Brown fine sandy SILT, trace gravel	SM		Slight Odor	
	GPESB-6W-3				▼					
4										
		33"	0	0		FILL material consisting of Brown fine to medium sand, some silt, little gravel, trace clay, coal fragments; medium-dense; wet	FILL			
6										
			0	0						
8										
10		34"	0	0		FILL material consisting of Dark Grayish Brown fine to coarse sand, some silt, little fine to medium gravel; medium-dense; wet			Slight Hydrocarbon-like odor	
12	GPESB-6W-4		2.9	0		Encounter refusal and move boring approximately 5' east FILL material consisting of Black silt, some fine to medium sand, some fine to medium gravel, coal fragments, slag; medium-dense; wet			Slight Hydrocarbon-like odor and Sheen Slight Hydrogen Sulfide-like odor	
14										
			0	0		Brown clayey SILT; medium-dense; wet	OL			
16						PEAT; dense; moist to wet	PEAT			
18			0	0						
20			0	0		PEAT consisting of Dark Brown silt, organics, roots; dense; moist to wet			Slight Hydrogen Sulfide-like odor	
	GPESB-6W-5					Dark Brown organic SILT; dense; moist to wet	OL			
22										
			0	0						
24										

Paulus, Sokolowski & Sartor	BORING LOG	BOREHOLE NUMBER - GPESB - 5W

PROJECT NUMBER: **02522-017-840**
PROJECT NAME: **Clifton OU-2 Off-Site Area**
LOCATION: **Staten Island, New York**
DRILLING CO: **Fenley & Nicol**
DRILLING METHOD: **GeoProbe**
DRILLER / HELPER: **Kevin K. and Freddy C.**
ENVIRONMENTAL SCIENTIST: **Chris Scharkopf**

WEATHER: **80 degrees F, Clear**
TOTAL DEPTH: **15'**
GROUND SURFACE ELEVATION: **9.70**
DATE BEGUN: **September 21, 2007**
DATE COMPLETED: **September 27, 2007**

DEPTH	SAMPLE NUMBER	RECOVERY (in)	PID (ppm)	HCN (ppm)	WATER LEVEL	SOIL DESCRIPTION	USCS SYMBOL	LITHOLOGY	ENVIRONMENTAL DESCRIPTIONS	VISUAL OBSERVATIONS
0										
	GPESB-5W-1	Hand Clear	0	0		Surface Material FILL material consisting of Light Brown fine sand, trace silt, trace gravel	FILL		Slight Odor	
						Brown fine to medium SAND, some silt, trace gravel	SP			
2			0	0						
						Brown fine SAND and silt, trace gravel				
4										
	GPESB-5W-2	33"	0	0	▼	FILL material consisting of Brown fine to coarse sand, some silt, little fine to medium gravel, little clay; medium-dense; wet	FILL			
6						FILL material consisting of Grayish Black gravel, silt, coal fragments, slag; loose; wet FILL material consisting of Brown fine to coarse sand, some silt, little fine to medium gravel, little clay; medium-dense; wet				
			0	0						
8										
10		34"	0	0		FILL mateiral consisting of Dark Grayish Brown silt, some fine to medium sand, trace gravel, trace clay, ceramic fragments; medium-dense; wet				
	GPESB-5W-3					Dark Gray silty CLAY, trace fine sand; medium-dense; wet	CL			
12			0	0						
14										
			0	0						
16										

Paulus, Sokolowski & Sartor	BORING LOG	BOREHOLE NUMBER - GPESB - 4

PROJECT NUMBER: **02522-017-840**
PROJECT NAME: **Clifton OU-2 Off-Site Area**
LOCATION: **Staten Island, New York**
DRILLING CO: **Fenley & Nicol**
DRILLING METHOD: **GeoProbe**
DRILLER / HELPER: **Kevin K. and Freddy C.**
ENVIRONMENTAL SCIENTIST: **Chris Scharkopf**

WEATHER: **80 degrees F, Clear**
TOTAL DEPTH: **30'**
GROUND SURFACE ELEVATION: **10.82**
DATE BEGUN: **September 21, 2007**
DATE COMPLETED: **September 28, 2007**

DEPTH	SAMPLE NUMBER	RECOVERY (in)	PID (ppm)	HCN (ppm)	WATER LEVEL	SOIL DESCRIPTION	USCS SYMBOL	LITHOLOGY	ENVIRONMENTAL DESCRIPTIONS	VISUAL OBSERVATIONS
0	GPESB-4-1	Hand Clear	0	0		FILL material consisting of Black to Brown sand, trace silt, trace gravel	FILL			
						FILL material consisting of Brown silty sand				
2			0	0		FILL material consisting of Brown silty sand				
						FILL material consisting of Brown silty sand	SM			
4						Light Brown silty SAND, trace gravel				
		46"	0	0	▼	Brown fine to medium sandy SILT, some fine to medium gravel, little clay; medium-dense; wet				
6										
			0	0						
8										
10		40"	0	0		Brown fine to medium sandy SILT, some fine to medium gravel, little clay; medium-dense; wet				
12			0	0						
14										
		37"	0	0		Brown fine to medium sandy SILT, some fine to medium gravel, some clay; dense; wet				
16										
			0	0		Dark Brown organic PEAT, roots, some silt; dense; wet	PEAT		Hydrogen Sulfide-like odor	
18										
20		27"	0	0		Dark Brown organic SILT and PEAT, trace fine sand, roots, wood; dense; moist			Hydrogen Sulfide-like odor	
22			0	0			OL			
									Hydrogen Sulfide-like odor	
24										
	GPESB-4-2	30"	0	0		Dark Brown to Black organic SILT, some clay; dense; moist				
26										
			0	0						
28										
30			0	0						

Paulus, Sokolowski & Sartor	**BORING LOG**	BOREHOLE NUMBER - GPESB - 3W

PROJECT NUMBER: **02522-017-840**
PROJECT NAME: **Clifton OU-2 Off-Site Area**
LOCATION: **Staten Island, New York**
DRILLING CO: **Fenley & Nicol**
DRILLING METHOD: **GeoProbe**
DRILLER / HELPER: **Kevin K. and Freddy C.**
ENVIRONMENTAL SCIENTIST: **Chris Scharkopf**

WEATHER: **70 degrees F, Partly Cloudy**
TOTAL DEPTH: **30'**
GROUND SURFACE ELEVATION: **11.36**
DATE BEGUN: **September 21, 2007**
DATE COMPLETED: **September 28, 2007**

DEPTH	SAMPLE NUMBER	RECOVERY (in)	PID (ppm)	HCN (ppm)	WATER LEVEL	SOIL DESCRIPTION	USCS SYMBOL	LITHOLOGY	ENVIRONMENTAL DESCRIPTIONS	VISUAL OBSERVATIONS
0	GPESB-3W-1	Hand Clear	0	0		FILL material consisting of Dark Brown sand, trace silt and gravel	FILL			
2			0	0		Light Brown silty SAND and FILL material				
						Light Brown SAND, little silt and crushed bedrock	SP			
						Boulder				
4						Light Brown silty SAND, trace gravel				
	GPESB-3W-2	27"	0	0	▼	FILL material consisting of Black silt, gravel, coal fragments, slag; loose; wet	FILL			
						FILL material consisting of Brown silt, some fine to coarse sand, little fine to coarse gravel; loose; wet				
6						FILL material consisting of Brown clay, little fine to coarse sand; dense; wet				
			0	0						
8										
10		48"	0	0		FILL material consisting of Brown silt, some fine sand, little fine to coarse gravel; loose; wet				
12			0	0						
						FILL material consisting of Brown clay, little fine to coarse sand; dense; wet				
14										
		51"	0	0		Dark Gray clayey SILT, trace fine sand; dense; wet	OL			

Paulus, Sokolowski & Sartor	BORING LOG	BOREHOLE NUMBER - GPESB - 3W

PROJECT NUMBER: **02522-017-840**
PROJECT NAME: **Clifton OU-2 Off-Site Area**
LOCATION: **Staten Island, New York**
DRILLING CO: **Fenley & Nicol**
DRILLING METHOD: **GeoProbe**
DRILLER / HELPER: **Kevin K. and Freddy C.**
ENVIRONMENTAL SCIENTIST: **Chris Scharkopf**

WEATHER: **70 degrees F, Partly Cloudy**
TOTAL DEPTH: **30'**
GROUND SURFACE ELEVATION: **11.36**
DATE BEGUN: **September 21, 2007**
DATE COMPLETED: **September 28, 2007**

DEPTH	SAMPLE NUMBER	RECOVERY (in)	PID (ppm)	HCN (ppm)	WATER LEVEL	SOIL DESCRIPTION	USCS SYMBOL	LITHOLOGY	ENVIRONMENTAL DESCRIPTIONS	VISUAL OBSERVATIONS
16										
			0	0		FILL material consisting of Brown silt, some fine sand, little fine to coarse gravel; loose; wet	FILL		Hydrogen Sulfide-like odor	
18						Dark Gray clayey SILT, trace fine sand; dense; wet	OL		Hydrogen Sulfide-like odor	
						Dark Brown organic PEAT, roots, silt; dense; moist	PEAT			
20		42"	0	0		Dark Brown organic PEAT, roots, silt; dense; moist			Hydrogen Sulfide-like odor	
						wood				
						Dark Brown to Black organic SILT, little clay, roots; medium-dense; moist	OL			
22			0	0					Hydrogen Sulfide-like odor	
24									Hydrogen Sulfide-like odor	
		39"	0	0		Dark Brown to Black organic SILT, little clay, trace fine to medium sand; dense; moist				
26									Hydrogen Sulfide-like odor	
	GPESB-3W-3		0	0						
28									Hydrogen Sulfide-like odor	
30			0	0					Hydrogen Sulfide-like odor	

Paulus, Sokolowski & Sartor	BORING LOG	BOREHOLE NUMBER - GPESB - 2

PROJECT NUMBER: **02522-017-840**
PROJECT NAME: **Clifton OU-2 Off-Site Area**
LOCATION: **Staten Island, New York**
DRILLING CO: **Fenley & Nicol**
DRILLING METHOD: **GeoProbe**
DRILLER / HELPER: **Kevin K. and Freddy C.**
ENVIRONMENTAL SCIENTIST: **Chris Scharkopf**

WEATHER: **60 degrees F, Cloudy**
TOTAL DEPTH: **20'**
GROUND SURFACE ELEVATION: **12.02**
DATE BEGUN: **September 21, 2007**
DATE COMPLETED: **October 1, 2007**

DEPTH	SAMPLE NUMBER	RECOVERY (in)	PID (ppm)	HCN (ppm)	WATER LEVEL	SOIL DESCRIPTION	USCS SYMBOL	LITHOLOGY	ENVIRONMENTAL DESCRIPTIONS	VISUAL OBSERVATIONS
0		Hand Clear	0	0		Brown fine to medium SAND with silt and trace gravel	SP			
						Brown fine SAND, trace silt, trace gravel				
2			0	0						
						Brown fine SAND, some silt, trace gravel				
4			0	0						
		18"			▼	FILL material consisting of Dark Brown to Reddish Brown fine to coarse sand, some silt, some fine to coarse gravel, trace clay, coal fragments; medium-dense; wet	FILL			
						FILL material consisting of Black fine to coarse gravel and silt, coal fragments, slag; loose; wet				
6			0	0		FILL material consisting of Dark Brown to Reddish Brown fine to coarse sand, some silt, some fine to coarse gravel, trace clay, coal fragments; medium-dense; wet				
8			0	0		FILL material consisting of Dark Brown to Reddish Brown fine to coarse sand, some silt, some fine to coarse gravel, trace clay, coal fragments; medium-dense; wet				
10		54"	0	0		FILL material consisting of Dark Brown fine to coarse SAND, some fine to coarse gravel, little clay, coal fragments, slag; loose; wet				
						FILL material consisting of Dark Brown fine to coarse gravel, some clay, little fine to coarse sand; medium-dense; wet				

Paulus, Sokolowski & Sartor	BORING LOG	BOREHOLE NUMBER - GPESB - 2

PROJECT NUMBER: **02522-017-840**
PROJECT NAME: **Clifton OU-2 Off-Site Area**
LOCATION: **Staten Island, New York**
DRILLING CO: **Fenley & Nicol**
DRILLING METHOD: **GeoProbe**
DRILLER / HELPER: **Kevin K. and Freddy C.**
ENVIRONMENTAL SCIENTIST: **Chris Scharkopf**

WEATHER: **60 degrees F, Cloudy**
TOTAL DEPTH: **20'**
GROUND SURFACE ELEVATION: **12.02**
DATE BEGUN: **September 21, 2007**
DATE COMPLETED: **October 1, 2007**

DEPTH	SAMPLE NUMBER	RECOVERY (in)	PID (ppm)	HCN (ppm)	WATER LEVEL	SOIL DESCRIPTION	USCS SYMBOL	LITHOLOGY	ENVIRONMENTAL DESCRIPTIONS	VISUAL OBSERVATIONS
12			0	0						
14			0	0						
		45"				FILL material consisting of Grayish Brown silt, some fine to coarse sand, little fine to coarse gravel and clay; loose to medium-dense; wet				
16			0	0						
						Reddish Brown silty CLAY, little fine to coarse sand, some fine to coarse gravel; medium-dense; wet	CL			
	GPESB-2									
18			0	0						
20			0	0						

Paulus, Sokolowski & Sartor	BORING LOG	BOREHOLE NUMBER - GPESB - 1WA

PROJECT NUMBER: **02522-017-840**
PROJECT NAME: **Clifton OU-2 Off-Site Area**
LOCATION: **Staten Island, New York**
DRILLING CO: **Fenley & Nicol**
DRILLING METHOD: **GeoProbe**
DRILLER / HELPER: **Kevin K. and Freddy C.**
ENVIRONMENTAL SCIENTIST: **Chris Scharkopf**

WEATHER: **60 degrees F, Cloudy**
TOTAL DEPTH: **25'**
GROUND SURFACE ELEVATION: **13.83**
DATE BEGUN: **October 4, 2007**
DATE COMPLETED: **October 4, 2007**

DEPTH	SAMPLE NUMBER	RECOVERY (in)	PID (ppm)	HCN (ppm)	WATER LEVEL	SOIL DESCRIPTION	USCS SYMBOL	LITHOLOGY	ENVIRONMENTAL DESCRIPTIONS	VISUAL OBSERVATIONS
0	GPESB-1WA-1	Hand Clear	0	0		FILL material consisting of Brown fine to coarse sand, some fine to coarse gravel, coal fragments, slag; medium-dense; moist	FILL		Slight Hydrocarbon-like odor	
2			0	0						
4		20"	0	0		FILL material consisting of Dark Brown to Brown silt, some fine to coarse sand, some fine to coarse gravel, wood fragments, coal fragments, slag; medium-dense; moist to wet				
6	GPESB-1WA-2		0	0	▼				Slight Hydrocarbon-like odor	
8			0	0						
10		27"				FILL material consisting of Dark Brown to Brown silt, some fine to coarse sand, some fine to coarse gravel, coal fragments, slag, some small yellow granular fragments; medium-dense; wet				
12			0	0		FILL material consisting of Dark Brown to Brown silt, some fine to coarse gravel, some fine sand, coal fragments, slag; medium-dense; wet				
14		27"	0	0		FILL material consisting of Brown clay, little fine to coarse sand, little fine to coarse gravel, intermittent zones of greenish-blue silty clay; medium-dense; wet				
16			0	0						
18			0	0						
20		39"	0	0		FILL material consisting of Brown clay, little fine to coarse sand, little fine to coarse gravel, intermittent zones of greenish-blue silty clay; medium-dense; wet				
22	GPESB-1WA-3					Dark Brown PEAT, some silt, organic fibers and roots, little clay; dense; moist to wet	PEAT			
24			0	0						
26										

Paulus, Sokolowski & Sartor	BORING LOG	BOREHOLE NUMBER - GPESB - 1W

PROJECT NUMBER: **02522-017-840**
PROJECT NAME: **Clifton OU-2 Off-Site Area**
LOCATION: **Staten Island, New York**
DRILLING CO: **Fenley & Nicol**
DRILLING METHOD: **GeoProbe**
DRILLER / HELPER: **Kevin K. and Freddy C.**
ENVIRONMENTAL SCIENTIST: **Chris Scharkopf**

WEATHER: **60 degrees F, Cloudy**
TOTAL DEPTH: **35'**
GROUND SURFACE ELEVATION: **12.10**
DATE BEGUN: **September 21, 2007**
DATE COMPLETED: **October 1, 2007**

DEPTH	SAMPLE NUMBER	RECOVERY (in)	PID (ppm)	HCN (ppm)	WATER LEVEL	SOIL DESCRIPTION	USCS SYMBOL	LITHOLOGY	ENVIRONMENTAL DESCRIPTIONS	VISUAL OBSERVATIONS
0										
	GPESB-1W-1	Hand Clear	0.3	1		Brown fine to medium SAND with silt and trace gravel Brown fine silty SAND with trace gravel	SP			
2	GPESB-1W-2		0	0		Brown fine silty SAND with trace gravel	SM			
4			0	0		Brown fine silty SAND with trace gravel				
	GPESB-1W-3	21"	0	0	▼	FILL material consisting of Dark Brown fine to coarse sand, some silt, little fine gravel, trace clay, coal fragments, slag; medium-dense; wet at 5.5'	FILL			
6										
8			0	0						
10		36"	0	0		FILL material consisting of Brown fine sand, silt, little gravel and clay; medium-dense; wet				
12			0	0		FILL material consisting of Dark Brown fine to coarse sand, some silt, some gravel and clay; medium-dense; wet				
14			0	0						
		33"				Dark Brown SILT, little fine to coarse sand, some gravel, little clay with organic fibers; dense; wet	OL			
16			0	0						
	GPESB-1W-4		18.9	0		FILL material consisting of Dark Grayish Black silt, little fine to coarse sand, some gravel, coal fragments, some clay; dense; wet	FILL		Slight Hydrocarbon-like odor, Sheen	
18										
20		28"	0	0		Dark Brown organic SILT with wood, fibers and roots, little clay; dense; moist	OL		Slight Hydrocarbon-like odor, Sheen	
22			16.3	0		Dark Brown organic SILT with fibers, little clay; dense; moist				
24			0	0						
26		33"	0	0		Dark Brown organic SILT with fibers, some clay; dense; moist				
28			0	0						
30		28"				Black to Dark Brown organic SILT, some clay; moist				
32	GPESB-1W-5		0	0						
34										
36										

Paulus, Sokolowski & Sartor	BORING LOG	BOREHOLE NUMBER - GPESB - 10A

PROJECT NUMBER: **02522-017-840**
PROJECT NAME: **Clifton OU-2 Off-Site Area**
LOCATION: **Staten Island, New York**
DRILLING CO: **Fenley & Nicol**
DRILLING METHOD: **GeoProbe**
DRILLER / HELPER: **Kevin K. and Freddy C.**
ENVIRONMENTAL SCIENTIST: **Chris Scharkopf**

WEATHER: **65 degrees F, Overcast**
TOTAL DEPTH: **15'**
GROUND SURFACE ELEVATION: **11.94**
DATE BEGUN: **October 3, 2007**
DATE COMPLETED: **Otober 3, 2007**

DEPTH	SAMPLE NUMBER	RECOVERY (in)	PID (ppm)	HCN (ppm)	WATER LEVEL	SOIL DESCRIPTION	USCS SYMBOL	LITHOLOGY	ENVIRONMENTAL DESCRIPTIONS	VISUAL OBSERVATIONS
0	GPESB-10A-1	Hand Clear	0	0		FILL material consisting of Dark Reddish Brown, silt, little fine to medium sand, little fine to medium gravel, coal fragments, slag; medium-dense; moist	FILL			
2										
4	GPESB-10A-2	18"	0	0	▼	FILL material consisting of Dark Grayish Brown silt, some fine to coarse sand, some fine to coarse gravel; medium-dense; wet				
6			0	0						
8										
10		42"	0	0		FILL material consisting of Dark Gray gravelly silt, some fine to coarse sand, coal fragments, slag; loose; wet				
12						FILL material consisting of Dark Grayish Brown silt, some fine to coarse sand, some fine to coarse gravel, wood fragments, coal fragments, slag; medium-dense; wet				
	GPESB-10A-3					FILL material consisting of Brown silt, some fine to coarse sand, little fine to coarse gravel, some clay; medium-dense; wet				
14										
16										

TABLE 7
CLIFTON OU-2 (OFF-SITE AREA)
SUPPLEMENTAL REMEDIAL INVESTIGATION
METALS IN GROUNDWATER

Sample Number:	**NYSDEC Ambient Water Quality Standards**	**SB-8W-GW3**		**SB-8W-3**		**GPESB-1WS**		**GPESB-1WI**		**GPESB-3WS**		**GPESB-3WD**	
Lab Sample ID No:		**0711010-001**		**0711203-001**		**0712002-001**		**0711951-001**		**0712002-003**		**0712002-002**	
Depth (ft bgs):		**11' - 15'**		**12' - 17'**		**3.5' - 8.5'**		**14' - 19'**		**3.5' - 8.5'**		**24' - 29'**	
Sample Type:		**Groundwater**		**Groundwater**		**Groundwater**		**Groundwater**		**Groundwater**		**Groundwater**	
Sample Date:		**9/21/2007**		**9/25/2007**		**10/17/2007**		**10/16/2007**		**10/17/2007**		**10/17/2007**	
Units:		**µg/L**	**Q**	**µg/L**	**Q**	**µg/L**	**Q**	**µg/L**	**Q**	**µg/L**	**Q**	**µg/L**	**Q**
Arsenic	25	9.1	B	3.9	B	NA		1.8	U	NA		9.3	B
Barium	1000	264		290		NA		288		NA		652	
Cadmium	5	1.2	B	0.57	B	NA		0.32	U	NA		0.71	B
Chromium	50	41.2		10.4		NA		15.3		NA		**150**	
Lead	25	**133**		**26.6**		NA		**27.3**		NA		**120**	
Mercury	0.7	0.61		0.1	U	NA		0.16	B	NA		0.50	
Selenium	10	2.4	U	2.4	U	NA		2.4	U	NA		2.5	B
Silver	50	1.5	B	1.1	B	NA		1.4	B	NA		0.60	B
Cyanide	200	**450**		10	U	**1200**	N	**5010**	N	**397**	N	12.7	N

NOTES:

U = Indicates a compound was analyzed for, but not detected. For results marked U, the numerical value is the compound MDL or PQL.
N = Indicates Matrix Spike Sample Recovery not met.
E = Indicates the reported value is estimated because of the presence of interference.
* = Indicates Duplicate analysis not within control limits.
B = Indicates reported value is less than the Contract Required Detection Limits but greater than the Instrument Detection Limit.
J = Indicates that the associated numerical value is an approximate (estimated) concentration.
D - Indicates Sample Was Diluted.
Q - Indicates laboratory qualifier
NA - Indicates that sample was not analyzed.
NYSDEC Ambient Water Quality Standards (AWQS) Taken From The Most Current Edition Of TOGS 1.1.1.

TABLE 7 (cont.)
CLIFTON OU-2 (OFF-SITE AREA)
SUPPLEMENTAL REMEDIAL INVESTIGATION
METALS IN GROUNDWATER

Sample Number:	**NYSDEC Ambient Water Quality Standards**	**GPESB-5WS**		**GPESB-5WI**		**GPESB-6WS**		**GPESB-6WI**		**GPESB-7WS****		**GPESB-8WS**		**GPESB-8WD**	
Lab Sample ID No:		**0711951-002**		**0711903-001**		**0712002-004**		**0711903-002**		**0711951-003**		**0711903-003**		**0712002-005**	
Depth (ft bgs):		**3' - 8'**		**9' - 14'**		**2' -7'**		**9' - 14'**		**3' - 8'**		**2.5' - 7.5'**		**15.5 - 20.5**	
Sample Type:		**Groundwater**		**Groundwater**		**Groundwater**		**Groundwater**		**Groundwater**		**Groundwater**		**Groundwater**	
Sample Date:		**10/16/2007**		**10/15/2007**		**10/17/2007**		**10/15/2007**		**10/16/2007**		**10/15/2007**		**10/17/2007**	
Units:		**µg/L**	**Q**	**µg/L**	**Q**	**µg/L**	**Q**	**µg/L**	**Q**	**µg/L**	**Q**	**µg/L**	**Q**	**µg/L**	**Q**
Arsenic	25	1.8	U	1.8	U	NA		3.4	B	1.8	U	1.8	U	11	
Barium	1000	236		266		NA		264		233		199	B	**1140**	
Cadmium	5	0.32	U	0.55	B	NA		0.32	U	0.32	U	0.32	U	0.45	B
Chromium	50	0.78	B	2.6	B	NA		18.0		1.2	B	0.57	U	**281**	
Lead	25	1.4	U	6.8		NA		**31.9**		1.7	B	1.4	U	**261**	
Mercury	0.7	0.10	U	0.1	U	NA		0.10	U	0.10	U	0.10	U	**1.9**	
Selenium	10	2.4	U	2.4	U	NA		2.4	U	2.4	U	2.4	U	2.4	U
Silver	50	1.2	B	1.7	B	NA		0.98	B	0.99	B	0.47	B	1.1	B
Cyanide	200	**351**	N	165		10	U	64.4	N	**300**	N	27.0	N	10	U

NOTES:
U = Indicates a compound was analyzed for, but not detected. For results marked U, the numerical value is the compound MDL or PQL.
N = Indicates Matrix Spike Sample Recovery not met.
E = Indicates the reported value is estimated because of the presence of interference.
* = Indicates Duplicate analysis not within control limits.
B = Indicates reported value is less than the Contract Required Detection Limits but greater than the Instrument Detection Limit.
J = Indicates that the associated numerical value is an approximate (estimated) concentration.
D - Indicates Sample Was Diluted.
Q - Indicates laboratory qualifier
NA - Indicates that sample was not analyzed.
** = Collected blind duplicate sample for GPESB-5WS
NYSDEC Ambient Water Quality Standards (AWQS) Taken From The Most Current Edition Of TOGS 1.1.1.

TABLE 7 (cont.)
CLIFTON OU-2 (OFF-SITE AREA)
SUPPLEMENTAL REMEDIAL INVESTIGATION
METALS IN GROUNDWATER

Sample Number:	**NYSDEC Ambient Water Quality Standards**	**FB101707**	
Lab Sample ID No:		**0712002-006**	
Depth (ft bgs):		**--**	
Sample Type:		**Aqueous**	
Sample Date:		**10/17/2007**	
Units:		**ug/L**	**Q**
Arsenic	25	1.8	U
Barium	1000	3.2	U
Cadmium	5	0.32	U
Chromium	50	0.57	U
Lead	25	1.4	U
Mercury	0.7	0.1	U
Selenium	10	2.4	U
Silver	50	0.41	U
Cyanide	200	10	U

NOTES:
U = Indicates a compound was analyzed for, but not detected. For results marked U, the numerical value is the compound MDL or PQL.
N = Indicates Matrix Spike Sample Recovery not met.
E = Indicates the reported value is estimated because of the presence of interference.
* = Indicates Duplicate analysis not within control limits.
B = Indicates reported value is less than the Contract Required Detection Limits but greater than the Instrument Detection Limit.
J = Indicates that the associated numerical value is an approximate (estimated) concentration.
D - Indicates Sample Was Diluted.
Q - Indicates laboratory qualifier
NA - Indicates that sample was not analyzed.
NYSDEC Ambient Water Quality Standards (AWQS) Taken From The Most Current Edition Of TOGS 1.1.1.

TABLE 6
CLIFTON OU-2 (89 WILLOW AVE)
SUPPLEMENTAL REMEDIAL INVESTIGATION
SEMIVOLATILE ORGANIC COMPOUNDS IN GROUNDWATER

Sample Number:	**NYSDEC Ambient Water Quality Standards**	**SB-8W-GW3**		**SB-8W-3**		**GPESB-1WS**		**GPESB-1WI**		**GPESB-3WS**		**GPESB-3WD**	
Lab Sample ID No:		**0711010-001**		**0711203-001**		**0712002-001**		**0711951-001**		**0712002-003**		**0712002-002**	
Depth(ft bgs):		**11' - 15'**		**12' - 17'**		**3.5' - 8.5'**		**14' - 19'**		**3.5' - 8.5'**		**24' - 29'**	
Sample Type:		**Groundwater**		**Groundwater**		**Groundwater**		**Groundwater**		**Groundwater**		**Groundwater**	
Sample Date:		**9/21/2007**		**9/25/2007**		**10/17/2007**		**10/16/2007**		**10/17/2007**		**10/17/2007**	
Units:		**µg/L**	**Q**	**µg/L**	**Q**	**µg/L**	**Q**	**µg/L**	**Q**	**µg/L**	**Q**	**µg/L**	**Q**
Naphthalene	10	7	J	10	U	NA		**29**		10	U	1	J
2-Methylnaphthalene		10	U	10	U	NA		4	J	10	U	10	U
Acenaphthylene		10	U	10	U	NA		10	U	10	U	10	U
Acenaphthene	20	6	J	1	J	NA		**34**		10	U	1	J
Dibenzofuran		1	J	10	U	NA		10	U	10	U	10	U
Fluorene	50	12		2	J	NA		12		10	U	10	U
Phenanthrene	50	10	U	10	U	NA		24		10	U	10	U
Anthracene	50	2	J	10	U	NA		4	J	10	U	10	U
Carbazole		4	J	10	U	NA		10	U	10	U	10	U
Di-n-butyl phthalate	50	2	J	10	U	NA		1	J	10	U	10	U
Fluoranthene	50	9	J	1	J	NA		3	J	10	U	10	U
Pyrene	50	6	J	10	U	NA		4	J	10	U	10	U
Benzo(a)anthracene	0.002	10	U	10	U	NA		10	U	10	U	10	U
Chrysene	0.002	10	U	10	U	NA		10	U	10	U	10	U
Benzo(b)fluoranthene	0.002	10	U	10	U	NA		10	U	10	U	10	U
Benzo(k)fluoranthene	0.002	10	U	10	U	NA		10	U	10	U	10	U
Benzo(a)pyrene	ND	10	U	10	U	NA		10	U	10	U	10	U
Indeno(1,2,3-cd)pyrene	0.002	10	U	10	U	NA		10	U	10	U	10	U
Dibenzo(a,h)anthracene		10	U	10	U	NA		10	U	10	U	10	U
Benzo(g,h,i)perylene		10	U	10	U	NA		10	U	10	U	10	U
Total SVOCs		49		4		NA		115		ND		2	
Total PAHs		42		4		NA		114		ND		2	
Total CAPAHs		ND		ND		NA		ND		ND		ND	
Total TICs		138		112		NA		80		5		34	

NOTES:
U - Indicates a compound was analyzed for, but not detected. For results marked U, the numerical value is the compound MDL or PQL.
J - Indicates an estimated value.
E - Indicates concentration exceeds the calibrated range of the instrument. Concentrations in diluted samples are lower.
D - Indicates sample was diluted.
B - Indicates that the analyte was found in the blank as well as the sample indicating possible/probable blank contamination.
Q - Indicates laboratory qualifier
NA - Indicates that sample was not analyzed.
NYSDEC Ambient Water Quality Standards (AWQS) Taken From The Most Current Edition Of TOGS 1.1.1.

TABLE 6 (cont.)
CLIFTON OU-2 (89 WILLOW AVE)
SUPPLEMENTAL REMEDIAL INVESTIGATION
SEMIVOLATILE ORGANIC COMPOUNDS IN GROUNDWATER

Sample Number:	NYSDEC Ambient Water Quality Standards	GPESB-5WS		GPESB-5WI		GPESB-6WS		GPESB-6WI		GPESB-7WS**		GPESB-8WS		GPESB-8WD	
Lab Sample ID No:		0711951-002B		0711903-001B		0712002-004B		0711903-002B		0711951-003B		0711903-003B		0712002-005B	
Depth(ft bgs):		3' - 8'		9' - 14'		2' -7'		9' - 14'		3' - 8'		2.5' - 7.5'		15.5 - 20.5	
Sample Type:		Groundwater		Groundwater		Groundwater		Groundwater		Groundwater		Groundwater		Groundwater	
Sample Date:		10/16/2007		10/15/2007		10/17/2007		10/15/2007		10/16/2007		10/15/2007		10/17/2007	
Units:		µg/L	Q	µg/L	Q	µg/L	Q	µg/L	Q	µg/L	Q	µg/L	Q	µg/L	Q
Naphthalene	10	10	U	10	U	10	U	**250**	D	10	U	10	U	10	U
2-Methylnaphthalene		10	U	10	U	10	U	23		10	U	10	U	10	U
2-Methylphenol		10	U	10	U	10	U	40		10	U	10	U	10	U
4-Methylphenol		10	U	10	U	10	U	95	D	10	U	10	U	10	U
Acenaphthylene		10	U	10	U	10	U	10	U	10	U	10	U	10	U
Acenaphthene	20	10	U	10	U	10	U	6	J	10	U	10	U	10	U
Dibenzofuran		10	U	10	U	10	U	14		10	U	10	U	10	U
Fluorene	50	10	U	10	U	10	U	14		10	U	10	U	10	U
Phenanthrene	50	10	U	10	U	10	U	21		10	U	10	U	10	U
Phenol		10	U	10	U	10	U	40		10	U	10	U	10	U
Anthracene	50	10	U	10	U	10	U	3	J	10	U	10	U	10	U
Carbazole		10	U	10	U	10	U	32		10	U	10	U	10	U
Di-n-butyl phthalate	50	10	U	10	U	10	U	1	J	10	U	10	U	10	U
2,4- Dimethylphenol		10	U	10	U	10	U	56		10	U	10	U	10	U
Fluoranthene	50	10	U	10	U	10	U	4	J	10	U	10	U	10	U
Pyrene	50	10	U	10	U	10	U	3	J	10	U	10	U	10	U
Benzo(a)anthracene	0.002	10	U	10	U	10	U	10	U	10	U	10	U	10	U
Chrysene	0.002	10	U	10	U	10	U	10	U	10	U	10	U	10	U
Benzo(b)fluoranthene	0.002	10	U	10	U	10	U	10	U	10	U	10	U	10	U
Benzo(k)fluoranthene	0.002	10	U	10	U	10	U	10	U	10	U	10	U	10	U
Benzo(a)pyrene	ND	10	U	10	U	10	U	10	U	10	U	10	U	10	U
Indeno(1,2,3-cd)pyrene	0.002	10	U	10	U	10	U	10	U	10	U	10	U	10	U
Dibenzo(a,h)anthracene		10	U	10	U	10	U	10	U	10	U	10	U	10	U
Benzo(g,h,i)perylene		10	U	10	U	10	U	10	U	10	U	10	U	10	U
Total SVOCs		ND		ND		ND		602		ND		ND		ND	
Total PAHs		ND		ND		ND		324		ND		ND		ND	
Total CAPAHs		ND		ND		ND		ND		ND		ND		ND	
Total TICs		10		7		11		211		8		11		4	

NOTES:
U - Indicates a compound was analyzed for, but not detected. For results marked U, the numerical value is the compound MDL or PQL.
J - Indicates an estimated value.
E - Indicates concentration exceeds the calibrated range of the instrument. Concentrations in diluted samples are lower.
D - Indicates sample was diluted.
B - Indicates that the analyte was found in the blank as well as the sample indicating possible/probable blank contamination.
Q - Indicates laboratory qualifier
NA - Indicates that sample was not analyzed.
** = Collected blind duplicate sample for GPESB-5WS
NYSDEC Ambient Water Quality Standards (AWQS) Taken From The Most Current Edition Of TOGS 1.1.1.

TABLE 6 (cont.)
CLIFTON OU-2 (89 WILLOW AVE)
SUPPLEMENTALREMEDIAL INVESTIGATION
SEMIVOLATILE ORGANIC COMPOUNDS IN GROUNDWATER

Sample Number:	**FB101707**	
Lab Sample ID No:	**0712002-006B**	
Depth(ft):	**--**	
Sample Type:	**Aqueous**	
Sample Date:	**10/17/2007**	
Units:	**ug/L**	**Q**
Naphthalene	10	U
2-Methylnaphthalene	10	U
Acenaphthylene	10	U
Acenaphthene	10	U
Dibenzofuran	10	U
Fluorene	10	U
Phenanthrene	10	U
Anthracene	10	U
Carbazole	10	U
Fluoranthene	10	U
Pyrene	10	U
Benzo(a)anthracene	10	U
Chrysene	10	U
Benzo(b)fluoranthene	10	U
Benzo(k)fluoranthene	10	U
Benzo(a)pyrene	10	U
Indeno(1,2,3-cd)pyrene	10	U
Dibenzo(a,h)anthracene	10	U
Benzo(g,h,i)perylene	10	U
Total SVOCs	ND	
Total PAHs	ND	
Total CAPAHs	ND	
Total TICs	2	

NOTES:
U - Indicates a compound was analyzed for, but not detected. For results marked U, the numerical value is the compound MDL or PQL.
J - Indicates an estimated value.
E - Indicates concentration exceeds the calibrated range of the instrument. Concentrations in diluted samples are lower.
D - Indicates sample was diluted.
B - Indicates that the analyte was found in the blank as well as the sample indicating possible/probable blank contamination.
Q - Indicates laboratory qualifier
NA - Indicates that sample was not analyzed.
NYSDEC Ambient Water Quality Standards (AWQS) Taken From The Most Current Edition Of TOGS 1.1.1.

TABLE 5
CLIFTON OU-2 (89 WILLOW AVE)
SUPPLEMENTAL REMEDIAL INVESTIGATION
VOLATILE ORGANIC COMPOUNDS IN GROUNDWATER

Sample Number:	**NYSDEC Ambient Water Quality Standards**	**GPEGW-1WS**		**GPEGW-1WI**		**GPEGW-3WS**		**GPEGW-3WD**		**GPEGW-5WS**		**GPEGW-5WI**	
Lab Sample ID No:		**0712002-001A**		**0711951-001A**		**0712002-003A**		**0712002-002A**		**0711951-002A**		**0711903-001A**	
Depth(ft bgs):		**3.5' - 8.5'**		**14' - 19'**		**3.5' - 8.5'**		**24' - 29'**		**3' - 8'**		**9' - 14'**	
Sample Type:		**Groundwater**		**Groundwater**		**Groundwater**		**Groundwater**		**Groundwater**		**Groundwater**	
Sample Date:		**10/17/2007**		**10/16/2007**		**10/17/2007**		**10/17/2007**		**10/16/2007**		**10/15/2007**	
Units:		**µg/L**	**Q**	**µg/L**	**Q**	**µg/L**	**Q**	**µg/L**	**Q**	**µg/L**	**Q**	**µg/L**	**Q**
Acetone	50	4	J	10	U	10	U	11		10	U	10	U
Chloroform	7	10	U	10	U	3	J	1	J	10	U	10	U
2-Butanone	50	10	U	10	U	10	U	4	J	10	U	10	U
Benzene	1	10	U	**2**	J	10	U	10	U	10	U	10	U
Carbon Disulfide		10	U	10	U	10	U	1	J	10	U	10	U
Tetrachloroethene	5	10	U	10	U	10	U	10	U	10	U	10	U
Toluene	5	10	U	10	U	10	U	10	U	10	U	10	U
Ethylbenzene	5	10	U	2	J	10	U	10	U	10	U	10	U
Styrene	5	10	U	10	U	10	U	10	U	10	U	10	U
Xylene (total)	5	10	U	3	J	10	U	10	U	10	U	10	U
Total VOCs		4		7		3		17		ND		ND	
Total BTEX		ND		7		ND		ND		ND		ND	
Total TICs		ND		66		ND		ND		ND		ND	

NOTES:
U - Indicates a compound was analyzed for, but not detected. For results marked U, the numerical value is the compound MDL or PQL.
J - Indicates an estimated value.
E - Indicates concentration exceeds the calibrated range of the instrument. Concentrations in diluted samples are lower.
D - Indicates sample was diluted.
B - Indicates that the analyte was found in the blank as well as the sample indicating possible/probable blank contamination.
Q - Indicates laboratory qualifier
NA - Indicates that sample was not analyzed.
NYSDEC Ambient Water Quality Standards (AWQS) Taken From The Most Current Edition Of TOGS 1.1.1.

TABLE 5 (cont.)
CLIFTON OU-2 (89 WILLOW AVE)
SUPPLEMENTAL REMEDIAL INVESTIGATION
VOLATILE ORGANIC COMPOUNDS IN GROUNDWATER

Sample Number:	**NYSDEC Ambient Water Quality Standards**	**GPEGW-6WS**		**GPEGW-6WI**		**GPESB-7WS****		**GPEGW-8WS**		**GPEGW-8WD**		**SB-8W-GW3**		**SB-8W-3**	
Lab Sample ID No:		**0712002-004A**		**0711903-002A**		**0711951-003A**		**0711903-003A**		**0712002-005A**		**0711010-001A**		**0711203-001A**	
Depth(ft bgs):		**2' -7'**		**9' - 14'**		**3' - 8'**		**2.5' - 7.5'**		**15.5 - 20.5**		**11' - 15'**		**12' - 17'**	
Sample Type:		**Groundwater**		**Groundwater**		**Groundwater**		**Groundwater**		**Groundwater**		**Groundwater**		**Groundwater**	
Sample Date:		**10/17/2007**		**10/15/2007**		**10/16/2007**		**10/15/2007**		**10/17/2007**		**9/21/2007**		**9/25/2007**	
Units:		**µg/L**	**Q**	**µg/L**	**Q**	**µg/L**	**Q**	**µg/L**	**Q**	**µg/L**	**Q**	**µg/L**	**Q**	**µg/L**	**Q**
Acetone	50	4	J	10	U	10	U	10	U	5	J	19		8	J
Chloroform	7	10	U	10	U	10	U	10	U	10	U	10	U	2	J
2-Butanone	50	10	U	10	U	10	U	10	U	10	U	22		**200**	D
Benzene	1	10	U	**19**		10	U	10	U	10	U	1	J	10	U
Carbon Disulfide		10	U	10	U	10	U	10	U	10	U	9	J	10	U
Tetrachloroethene	5	10	U	10	U	10	U	10	U	10	U	10	U	10	U
Toluene	5	10	U	**13**		10	U	10	U	10	U	2	J	10	U
Ethylbenzene	5	10	U	3	J	10	U	10	U	10	U	10	U	10	U
Styrene	5	10	U	10	U	10	U	10	U	10	U	10	U	10	U
Xylene (total)	5	10	U	**26**		10	U	10	U	10	U	5	J	10	U
Total VOCs		4		61		ND		ND		5		58		210	
Total BTEX		ND		61		ND		ND		ND		8		ND	
Total TICs		ND		35		ND		ND		ND		ND		24	

NOTES:
U - Indicates a compound was analyzed for, but not detected. For results marked U, the numerical value is the compound MDL or PQL.
J - Indicates an estimated value.
E - Indicates concentration exceeds the calibrated range of the instrument. Concentrations in diluted samples are lower.
D - Indicates sample was diluted.
B - Indicates that the analyte was found in the blank as well as the sample indicating possible/probable blank contamination.
Q - Indicates laboratory qualifier
NA - Indicates that sample was not analyzed.
** = Collected blind duplicate sample for GPESB-5WS
NYSDEC Ambient Water Quality Standards (AWQS) Taken From The Most Current Edition Of TOGS 1.1.1.

TABLE 5 (cont.)
CLIFTON OU-2 (89 WILLOW AVE)
SUPPLEMENTAL REMEDIAL INVESTIGATION
VOLATILE ORGANIC COMPOUNDS IN GROUNDWATER

Sample Number:	**TB 092107**		**TB 092507**		**TB101507**		**TB101607**		**FB101707**		**TB101707**	
Lab Sample ID No:	**0711010-002**		**0711203-002**		**0711903-004A**		**0711951-004A**		**0712002-006A**		**0712002-007A**	
Depth(ft):	**--**		**--**		**--**		**--**		**--**		**--**	
Sample Type:	**Aqueous**		**Aqueous**		**Aqueous**		**Aqueous**		**Aqueous**		**Aqueous**	
Sample Date:	**9/21/2007**		**9/25/2007**		**10/15/2007**		**10/16/2007**		**10/17/2007**		**10/17/2007**	
Units:	**ug/L**	**Q**	**µg/L**	**Q**	**ug/L**	**Q**	**ug/L**	**Q**	**ug/L**	**Q**	**ug/L**	**Q**
Chloromethane	10	U	10	U	10	U	10	U	10	U	10	U
Bromomethane	10	U	10	U	10	U	10	U	10	U	10	U
Vinyl chloride	10	U	10	U	10	U	10	U	10	U	10	U
Chloroethane	10	U	10	U	10	U	10	U	10	U	10	U
Methylene chloride	10	U	10	U	10	U	10	U	10	U	10	U
Acetone	10	U	10	U	6	BJ	7	BJ	10	U	10	U
Carbon disulfide	10	U	10	U	10	U	10	U	10	U	10	U
1,1-Dichloroethene	10	U	10	U	10	U	10	U	10	U	10	U
1,1-Dichloroethane	10	U	10	U	10	U	10	U	10	U	10	U
1,2-Dichloroethene (total)	10	U	10	U	10	U	10	U	10	U	10	U
Chloroform	10	U	10	U	10	U	10	U	10	U	10	U
1,2-Dichloroethane	10	U	10	U	10	U	10	U	10	U	10	U
2-Butanone	10	U	3	J	10	U	10	U	10	U	10	U
1,1,1-Trichloroethane	10	U	10	U	10	U	10	U	10	U	10	U
Carbon tetrachloride	10	U	10	U	10	U	10	U	10	U	10	U
Bromodichloromethane	10	U	10	U	10	U	10	U	10	U	10	U
1,2-Dichloropropane	10	U	10	U	10	U	10	U	10	U	10	U
cis-1,3-Dichloropropene	10	U	10	U	10	U	10	U	10	U	10	U
Trichloroethene	10	U	10	U	10	U	10	U	10	U	10	U
Dibromochloromethane	10	U	10	U	10	U	10	U	10	U	10	U
1,1,2-Trichloroethane	10	U	10	U	10	U	10	U	10	U	10	U
Benzene	10	U	10	U	10	U	10	U	10	U	10	U
trans-1,3-Dichloropropene	10	U	10	U	10	U	10	U	10	U	10	U
Bromoform	10	U	10	U	10	U	10	U	10	U	10	U
4-Methyl-2-pentanone	10	U	10	U	10	U	10	U	10	U	10	U
2-Hexanone	10	U	10	U	10	U	10	U	10	U	10	U
Tetrachloroethene	10	U	10	U	10	U	10	U	10	U	10	U
1,1,2,2-Tetrachloroethane	10	U	10	U	10	U	10	U	10	U	10	U
Toluene	10	U	10	U	10	U	10	U	10	U	10	U
Chlorobenzene	10	U	10	U	10	U	10	U	10	U	10	U
Ethylbenzene	10	U	10	U	10	U	10	U	10	U	10	U
Styrene	10	U	10	U	10	U	10	U	10	U	10	U
Xylene (total)	10	U	10	U	10	U	10	U	10	U	10	U
Total VOCs	ND		3		6		7		ND		ND	
Total BTEX	ND		ND		ND		ND		ND		ND	
Total TICs	ND		ND		ND		ND		ND		ND	

NOTES:
U - Indicates a compound was analyzed for, but not detected. For results marked U, the numerical value is the compound MDL or PQL.
J - Indicates an estimated value.
E - Indicates concentration exceeds the calibrated range of the instrument. Concentrations in diluted samples are lower.
D - Indicates sample was diluted.
B - Indicates that the analyte was found in the blank as well as the sample indicating possible/probable blank contamination.
Q - Indicates laboratory qualifier
NA - Indicates that sample was not analyzed.
NYSDEC Ambient Water Quality Standards (AWQS) Taken From The Most Current Edition Of TOGS 1.1.1.

TABLE 8
CLIFTON OU-2 (OFF-SITE AREA)
SUPPLEMENTAL REMEDIAL INVESTIGATION
PCBS IN GROUNDWATER

Sample Number:	**NYSDEC Ambient Water Quality Standards**	**SB-8W-GW3**		**SB-8W-3**		**GPESB-1WS**		**GPESB-1WI**		**GPESB-3WS**		**GPESB-3WD**	
Lab Sample ID No:		**0711010-001B**		**0711203-001B**		**0712002-001**		**0711951-001B**		**0712002-003**		**0712002-002B**	
Depth (ft bgs):		**11' - 15'**		**12' - 17'**		**3.5' - 8.5'**		**14' - 19'**		**3.5' - 8.5'**		**24' - 29'**	
Sample Type:		**Groundwater**		**Groundwater**		**Groundwater**		**Groundwater**		**Groundwater**		**Groundwater**	
Sample Date:		**9/21/2007**		**9/25/2007**		**10/17/2007**		**10/16/2007**		**10/17/2007**		**10/17/2007**	
Units:		**µg/L**	**Q**	**µg/L**	**Q**	**µg/L**	**Q**	**µg/L**	**Q**	**µg/L**	**Q**	**µg/L**	**Q**
Aroclor-1016		1	U	1	U	NA		1	U	NA		1	U
Aroclor-1221		2	U	2	U	NA		2	U	NA		2	U
Aroclor-1232		1	U	1	U	NA		1	U	NA		1	U
Aroclor-1242		1	U	1	U	NA		1	U	NA		1	U
Aroclor-1248		1	U	1	U	NA		1	U	NA		1	U
Aroclor-1254		1	U	1	U	NA		1	U	NA		1	U
Aroclor-1260		1	U	1	U	NA		1	U	NA		1	U
Total PCBs	0.09	ND		ND		NA		ND		NA		ND	

NOTES:
U - Indicates a compound was analyzed for, but not detected. For results marked U, the numerical value is the compound MDL or PQL.
J - Indicates an estimated value.
E - Indicates concentration exceeds the calibrated range of the instrument. Concentrations in diluted samples are lower.
D - Indicates sample was diluted.
B - Indicates that the analyte was found in the blank as well as the sample indicating possible/probable blank contamination.
Q - Indicates laboratory qualifier
NA - Indicates that sample was not analyzed.
NYSDEC Ambient Water Quality Standards (AWQS) Taken From The Most Current Edition Of TOGS 1.1.1.

TABLE 8 (cont.)
CLIFTON OU-2 (OFF-SITE AREA)
SUPPLEMENTAL REMEDIAL INVESTIGATION
PCBS IN GROUNDWATER

Sample Number:	**NYSDEC Ambient Water Quality Standards**	**GPESB-5WS**		**GPESB-5WI**		**GPESB-6WS**		**GPESB-6WI**		**GPESB-7WS****		**GPESB-8WS**		**GPESB-8WD**	
Lab Sample ID No:		**0711951-002B**		**0711903-001B**		**0712002-004B**		**0711903-002B**		**0711951-003**		**0711903-003**		**0712002-003**	
Depth (ft bgs):		**3' - 8'**		**9' - 14'**		**2' -7'**		**9' - 14'**		**3' - 8'**		**2.5' - 7.5'**		**15.5 - 20.5**	
Sample Type:		**Groundwater**		**Groundwater**		**Groundwater**		**Groundwater**		**Groundwater**		**Groundwater**		**Groundwater**	
Sample Date:		**10/16/2007**		**10/15/2007**		**10/17/2007**		**10/15/2007**		**10/16/2007**		**10/15/2007**		**10/17/2007**	
Units:		**µg/L**	**Q**	**µg/L**	**Q**	**µg/L**	**Q**	**µg/L**	**Q**	**µg/L**	**Q**	**µg/L**	**Q**	**µg/L**	**Q**
Aroclor-1016		1	U	1	U	NA		1	U	1	U	1	U	1	U
Aroclor-1221		2	U	2	U	NA		2	U	2	U	2	U	2	U
Aroclor-1232		1	U	1	U	NA		1	U	1	U	1	U	1	U
Aroclor-1242		1	U	1	U	NA		1	U	1	U	1	U	1	U
Aroclor-1248		1	U	1	U	NA		1	U	1	U	1	U	1	U
Aroclor-1254		1	U	1	U	NA		1	U	1	U	1	U	1	U
Aroclor-1260		1	U	1	U	NA		1	U	1	U	1	U	1	U
Total PCBs	0.09	ND		ND		NA		ND		ND		ND		ND	

NOTES:
U - Indicates a compound was analyzed for, but not detected. For results marked U, the numerical value is the compound MDL or PQL.
J - Indicates an estimated value.
E - Indicates concentration exceeds the calibrated range of the instrument. Concentrations in diluted samples are lower.
D - Indicates sample was diluted.
B - Indicates that the analyte was found in the blank as well as the sample indicating possible/probable blank contamination.
Q - Indicates laboratory qualifier
NA - Indicates that sample was not analyzed.
** = Collected blind duplicate sample for GPESB-5WS
NYSDEC Ambient Water Quality Standards (AWQS) Taken From The Most Current Edition Of TOGS 1.1.1.

TABLE 8 (cont.)
CLIFTON OU-2 (OFF-SITE AREA)
SUPPLEMENTAL REMEDIAL INVESTIGATION
PCBS IN GROUNDWATER

Sample Number:	**NYSDEC Ambient Water Quality Standards**	**FB101707**	
Lab Sample ID No:		**0712002-006B**	
Depth (ft):		**--**	
Sample Type:		**Aqueous**	
Sample Date:		**10/17/2007**	
Units:		**ug/L**	**Q**
Aroclor-1016		1	U
Aroclor-1221		2	U
Aroclor-1232		1	U
Aroclor-1242		1	U
Aroclor-1248		1	U
Aroclor-1254		1	U
Aroclor-1260		1	U
Total PCBs	0.09	ND	

NOTES:
U - Indicates a compound was analyzed for, but not detected. For results marked U, the numerical value is the compound MDL or PQL.
J - Indicates an estimated value.
E - Indicates concentration exceeds the calibrated range of the instrument. Concentrations in diluted samples are lower.
D - Indicates sample was diluted.
B - Indicates that the analyte was found in the blank as well as the sample indicating possible/probable blank contamination.
Q - Indicates laboratory qualifier
NA - Indicates that sample was not analyzed.
NYSDEC Ambient Water Quality Standards (AWQS) Taken From The Most Current Edition Of TOGS 1.1.1.

TABLE 3
CLIFTON OU-2 (OFF-SITE AREA)
SUPPLEMENTAL REMEDIAL INVESTIGATION
METALS IN SOIL

Sample Number:	**SubPart 375**	**GPESB-1W-1**		**GPESB-1W-2**		**GPESB-1W-3**		**GPESB-1W-4**		**GPESB-1W-5**		**GPESB-1W-6**		**GPESB-1W-7**	
Lab Sample ID No:	**Protection of**	**0711008-001**		**0711202-001**		**0711202-002**		**0711202-003**		**0711390-001**		**0711390-002**		**0711390-003**	
Depth(ft bgs):	**Public Health**	**0.5 - 1.0**		**1.5 - 2.0**		**4.5 - 5.0**		**4.5 - 5.0**		**17.0 - 17.5**		**31.0 - 32.0**		**35.0 - 36.0**	
Sample Type:	**Restricted**	**Soil**		**Soil**		**Soil**		**Soil**		**Soil**		**Soil**		**Soil**	
Sample Date:	**Commercial**	**9/21/2007**		**9/21/2007**		**9/21/2007**		**9/21/2007**		**10/1/2007**		**10/1/2007**		**10/1/2007**	
Units:	**SCO**	**mg/kg**	**Q**	**mg/Kg**	**Q**	**mg/Kg**	**Q**	**mg/Kg**	**Q**	**mg/Kg**	**Q**	**mg/Kg**	**Q**	**mg/Kg**	**Q**
Arsenic	16	6.5		3.9		3.2		3.2		3.3		13.6		14.8	
Barium	400	73.5		68.2		63.1		66.5		226	J	167		186	
Cadmium	9.3	0.038	U	0.037	U	0.037	U	0.038	U	0.049	U	0.057	U	0.057	U
Chromium	1,500	48.5		55.4		32.2		51.5		30.2	J	24.3		26	
Lead	1,000	40.4		22.8		28.5		25.5		75.6		7.8		9.1	
Mercury	2.8	0.12		0.023	B	0.095		0.051		1		0.03	U	0.03	U
Selenium	1,500	0.33	B	0.28	U	0.33	B	0.28	U	0.46	BJ	0.57	B	0.42	U
Silver	1,500	0.21	B	0.23	B	0.15	B	0.16	B	0.26	BJ	0.62	B	0.83	B
Cyanide	27	6.6		3.9		**44.2**	B	**59.4**	B	0.76	U	0.89	U	0.89	U

NOTES:
U - Indicates a compound was analyzed for, but not detected. For results marked U, the numerical value is the compound MDL or PQL.
N - Indicates Matrix Spike Sample Recovery not met.
E - Indicates the reported value is estimated because of the presence of interference.
* - Indicates Duplicate analysis not within control limits.
B - Indicates reported value is less than the Contract Required Detection Limits but greater than the Instrument Detection Limit.
J - Indicates that the associated numerical value is an approximate (estimated) concentration.
D - Indicates Sample Was Diluted.
Q - Indicates laboratory qualifier.
NA - Indicates that sample was not analyzed.
Sample GPESB-1W-4 is a Duplicate Sample of GPESB-1W-3.
Sample GPESB-1W-7 is a Duplicate Sample of GPESB-1W-6.
The Restricted Commercial Soil Cleanup Objective was taken from the most recent version of SubPart 375-6.

TABLE 3 (cont.)
CLIFTON OU-2 (OFF-SITE AREA)
SUPPLEMENTAL REMEDIAL INVESTIGATION
METALS IN SOIL

Sample Number:	**SubPart 375**	**GPESB-1WA-1**		**GPESB-1WA-2**		**GPESB-1WA-3**		**GPESB-1WA-4**		**GPESB-2-1**		**GPESB-2-2**		**GPESB-2-3**	
Lab Sample ID No:	**Protection of**	**0711566-001**		**0711566-002**		**0711566-003**		**0711566-004**		**0711008-003**		**0711076-001**		**0711390-004**	
Depth(ft bgs):	**Public Health**	**0.5 - 2.0**		**5.5 - 6.5**		**22.25 - 23.25**		**25.0 - 26.0**		**0.5 - 1.0**		**4.5 - 5.0**		**17.5 - 18.5**	
Sample Type:	**Restricted**	**Soil**		**Soil**		**Soil**		**Soil**		**Soil**		**Soil**		**Soil**	
Sample Date:	**Commercial**	**10/4/2007**		**10/4/2007**		**10/4/2007**		**10/4/2007**		**9/21/2007**		**9/24/2007**		**10/1/2007**	
Units:	**SCO**	**mg/Kg**	**Q**	**mg/Kg**	**Q**	**mg/Kg**	**Q**	**mg/Kg**	**Q**	**mg/kg**	**Q**	**mg/kg**	**Q**	**mg/kg**	**Q**
Arsenic	16	4.2		6.2		3.9		5.7		6.5	J	3		2.2	
Barium	400	52		110		119		178		139	J	44.1		56.3	
Cadmium	9.3	0.072	B	0.052	B	0.064	U	0.096	B	0.036	U	0.037	U	0.037	U
Chromium	1,500	39.4		56.9		35		44.7		26	J	15.6		34.1	
Lead	1,000	34.2		97.9		93.9		62.3		349	J	7.7		9.9	
Mercury	2.8	0.11		0.33		0.23		0.23		0.98	J	0.019	U	0.019	U
Selenium	1,500	0.27	U	1.2		0.87	B	1.4		1.6	J	0.27	U	0.27	U
Silver	1,500	0.13	B	0.1	B	0.082	U	0.094	U	0.32	BJ	0.06	B	0.12	B
Cyanide	27	**67.9**		**187**		0.99	U	1.6		**91**	J	0.57	U	0.57	U

NOTES:
U - Indicates a compound was analyzed for, but not detected. For results marked U, the numerical value is the compound MDL or PQL.
N - Indicates Matrix Spike Sample Recovery not met.
E - Indicates the reported value is estimated because of the presence of interference.
* - Indicates Duplicate analysis not within control limits.
B - Indicates reported value is less than the Contract Required Detection Limits but greater than the Instrument Detection Limit.
J - Indicates that the associated numerical value is an approximate (estimated) concentration.
D - Indicates Sample Was Diluted.
Q - Indicates laboratory qualifier.
NA - Indicates that sample was not analyzed.
Sample GPESB-1WA-4 is a Duplicate Sample of GPESB-1WA-3.
The Restricted Commercial Soil Cleanup Objective was taken from the most recent version of SubPart 375-6.

TABLE 3 (cont.)
CLIFTON OU-2 (OFF-SITE AREA)
SUPPLEMENTAL REMEDIAL INVESTIGATION
METALS IN SOIL

Sample Number:	**SubPart 375**	**GPESB-3W-1**		**GPESB-3W-2**		**GPESB-3W-3**		**GPESB-4-1**		**GPESB-4-2**		**GPESB-4-3**		**GPESB-5W-1**	
Lab Sample ID No:	**Protection of**	**0711008-004**		**0711076-002**		**0711326-001**		**0711008-005**		**0711076-003**		**0711326-002**		**0711008-006**	
Depth(ft bgs):	**Public Health**	**0.5 - 1.0**		**4.5 - 5.0**		**27.0 - 28.0**		**0.5 - 1.0**		**4.0 - 4.5**		**25.5 - 27.5**		**0.5 - 1.0**	
Sample Type:	**Restricted**	**Soil**		**Soil**		**Soil**		**Soil**		**Soil**		**Soil**		**Soil**	
Sample Date:	**Commercial**	**9/21/2007**		**9/24/2007**		**9/28/2007**		**9/21/2007**		**9/24/2007**		**9/28/2007**		**9/21/2007**	
Units:	**SCO**	**mg/kg**	**Q**	**mg/kg**	**Q**	**mg/kg**	**Q**	**mg/kg**	**Q**	**mg/kg**	**Q**	**mg/kg**	**Q**	**mg/kg**	**Q**
Arsenic	16	13.5		2.2		10.4		7.6	J	3.4		5.4		4.9	
Barium	400	79.8		30		150		51.6	J	37.1		97.4		56.5	
Cadmium	9.3	0.036	U	0.037	U	0.075	U	0.037	U	0.038	U	0.052	U	0.037	U
Chromium	1,500	10.6		17.5		33.1		30	J	21.9		25		41.8	
Lead	1,000	97.3		6.9		7.3		477	J	24.2		7.9		15.2	
Mercury	2.8	0.4		0.019	U	0.039	U	**7.2**	J	0.13		0.027	U	0.019	U
Selenium	1,500	2.1		0.27	U	0.86	B	0.45	BJ	0.28	U	0.46	B	0.27	U
Silver	1,500	0.2	B	0.078	B	0.34	B	0.28	BJ	0.089	B	0.29	B	0.14	B
Cyanide	27	0.55	U	0.57	U	1.2	U	3.3	J	0.58	U	0.8	U	2.7	

NOTES:
U - Indicates a compound was analyzed for, but not detected. For results marked U, the numerical value is the compound MDL or PQL.
N - Indicates Matrix Spike Sample Recovery not met.
E - Indicates the reported value is estimated because of the presence of interference.
* - Indicates Duplicate analysis not within control limits.
B - Indicates reported value is less than the Contract Required Detection Limits but greater than the Instrument Detection Limit.
J - Indicates that the associated numerical value is an approximate (estimated) concentration.
D - Indicates Sample Was Diluted.
Q - Indicates laboratory qualifier.
NA - Indicates that sample was not analyzed.
The Restricted Commercial Soil Cleanup Objective was taken from the most recent version of SubPart 375-6.

TABLE 3 (cont.)
CLIFTON OU-2 (OFF-SITE AREA)
SUPPLEMENTAL REMEDIAL INVESTIGATION
METALS IN SOIL

Sample Number:	**SubPart 375**	**GPESB-5W-2**		**GPESB-5W-3**		**GPESB-6W-1**		**GPESB-6W-2**		**GPESB-6W-3**		**GPESB-6W-4**		**GPESB-6W-5**	
Lab Sample ID No:	**Protection of**	**0711076-004**		**0711272-001**		**0711008-007**		**0711076-005**		**0711076-006**		**0711272-002**		**0711272-003**	
Depth(ft bgs):	**Public Health**	**4.0 - 4.5**		**11.5 - 12.5**		**0.5 - 1.0**		**1.5 - 2.0**		**2.5 - 3.0**		**12.0 - 13.0**		**21.0 - 22.0**	
Sample Type:	**Restricted**	**Soil**		**Soil**		**Soil**		**Soil**		**Soil**		**Soil**		**Soil**	
Sample Date:	**Commercial**	**9/24/2007**		**9/27/2007**		**9/21/2007**		**9/24/2007**		**9/24/2007**		**9/27/2007**		**9/27/2007**	
Units:	**SCO**	**mg/kg**	**Q**	**mg/kg**	**Q**	**mg/kg**	**Q**	**mg/kg**	**Q**	**mg/kg**	**Q**	**mg/kg**	**Q**	**mg/kg**	**Q**
Arsenic	16	4.0		4.0		13.6	J	15.2	J	9.8		2.2		6.1	
Barium	400	60.5		86.1		140	J	118	J	**449**		120	J	286	
Cadmium	9.3	0.038	U	0.038	U	0.036	U	0.04	U	0.065	U	0.046	U	0.56	B
Chromium	1,500	26.3		47.6		13.7	J	27.4	J	247		15.8	J	49.6	
Lead	1,000	110		23.1		515	J	145	J	296		24		11.3	
Mercury	2.8	0.13		0.038	B	0.91	J	2.3	J	0.61		0.29		0.044	U
Selenium	1,500	0.28	U	0.28	U	4.2	J	3.2	J	3.8		0.53	B	1.6	
Silver	1,500	0.081	B	0.13	B	0.45	BJ	0.5	BJ	0.48	B	0.17	BJ	0.34	B
Cyanide	27	0.59	U	0.58	U	**70.4**	J	**299**	J	**249**		**33.6**		1.3	U

NOTES:
U - Indicates a compound was analyzed for, but not detected. For results marked U, the numerical value is the compound MDL or PQL.
N - Indicates Matrix Spike Sample Recovery not met.
E - Indicates the reported value is estimated because of the presence of interference.
* - Indicates Duplicate analysis not within control limits.
B - Indicates reported value is less than the Contract Required Detection Limits but greater than the Instrument Detection Limit.
J - Indicates that the associated numerical value is an approximate (estimated) concentration.
D - Indicates Sample Was Diluted.
Q - Indicates laboratory qualifier.
NA - Indicates that sample was not analyzed.
The Restricted Commercial Soil Cleanup Objective was taken from the most recent version of SubPart 375-6.

TABLE 3 (cont.)
CLIFTON OU-2 (OFF-SITE AREA)
SUPPLEMENTAL REMEDIAL INVESTIGATION
METALS IN SOIL

Sample Number:	**SubPart 375**	**GPESB-6WA-1**		**GPESB-6WA-2**		**GPESB-6WA-3**		**GPESB-6WA-4**		**GPESB-7-1**		**GPESB-7-2**		**GPESB-7-3**	
Lab Sample ID No:	**Protection of**	**0711565-001**		**0711565-002**		**0711565-003**		**0711565-004**		**0711008-008**		**0711008-009**		**0711008-010**	
Depth(ft bgs):	**Public Health**	**0.5 - 2.0**		**5.5 - 6.5**		**13.5 - 14.5**		**24.0 - 25.0**		**0.5 - 1.0**		**2.0 - 2.5**		**3.5 - 4.0**	
Sample Type:	**Restricted**	**Soil**		**Soil**		**Soil**		**Soil**		**Soil**		**Soil**		**Soil**	
Sample Date:	**Commercial**	**10/3/2007**		**10/3/2007**		**10/3/2007**		**10/3/2007**		**9/20/2007**		**9/20/2007**		**9/20/2007**	
Units:	**SCO**	**mg/kg**	**Q**	**mg/kg**	**Q**	**mg/kg**	**Q**	**mg/kg**	**Q**	**mg/kg**	**Q**	**mg/kg**	**Q**	**mg/kg**	**Q**
Arsenic	16	2.8		3.6		5.1		4.5		5.1		6		4.2	
Barium	400	32.7		38.8		90.9		218		60.9		97.4		76.8	
Cadmium	9.3	0.042	B	0.037	U	0.17	B	0.43	B	0.05	U	0.039	U	0.44	B
Chromium	1,500	47.6		18.7		29.2		36		57.8		6.3		29.3	
Lead	1,000	9		7.6		127		8		35.8		134		134	
Mercury	2.8	0.019	U	0.019	U	0.53		0.047	B	0.25		0.71		0.31	
Selenium	1,500	0.27	U	0.27	U	0.32	U	0.86	B	0.37	U	1.1		0.29	U
Silver	1,500	0.16	B	0.1	B	0.23	B	0.17	B	0.2	B	0.3	B	0.17	B
Cyanide	27	0.56	U	0.57	U	**192**		1.3	U	1.8		1.5		0.61	U

NOTES:
U - Indicates a compound was analyzed for, but not detected. For results marked U, the numerical value is the compound MDL or PQL.
N - Indicates Matrix Spike Sample Recovery not met.
E - Indicates the reported value is estimated because of the presence of interference.
* - Indicates Duplicate analysis not within control limits.
B - Indicates reported value is less than the Contract Required Detection Limits but greater than the Instrument Detection Limit.
J - Indicates that the associated numerical value is an approximate (estimated) concentration.
D - Indicates Sample Was Diluted.
Q - Indicates laboratory qualifier.
NA - Indicates that sample was not analyzed.
The Restricted Commercial Soil Cleanup Objective was taken from the most recent version of SubPart 375-6.

TABLE 3 (cont.)
CLIFTON OU-2 (OFF-SITE AREA)
SUPPLEMENTAL REMEDIAL INVESTIGATION
METALS IN SOIL

Sample Number:	**SubPart 375**	**GPESB-7-4**		**GPESB-7-5**		**GPESB-7A-1**		**GPESB-7A-2**		**GPESB-7A-3**		**GPESB-7A-4**		**GPESB-8W-1**	
Lab Sample ID No:	**Protection of**	**0711272-004**		**0711272-005**		**0711443-001**		**0711443-002**		**0711565-005**		**0711565-006**		**0711008-011**	
Depth(ft bgs):	**Public Health**	**12.75 - 13.75**		**22.0 - 23.0**		**0.5 - 2.0**		**5.5 - 6.5**		**15.0 - 16.0**		**25.5 - 26.5**		**0.5 - 1.0**	
Sample Type:	**Restricted**	**Soil**		**Soil**		**Soil**		**Soil**		**Soil**		**Soil**		**Soil**	
Sample Date:	**Commercial**	**9/26/2007**		**9/26/2007**		**10/2/2007**		**10/2/2007**		**10/3/2007**		**10/3/2007**		**9/20/2007**	
Units:	**SCO**	**mg/kg**	**Q**	**mg/kg**	**Q**	**mg/kg**	**Q**	**mg/kg**	**Q**	**mg/kg**	**Q**	**mg/kg**	**Q**	**mg/kg**	**Q**
Arsenic	16	4.1		4.4		2.5		5		5		8.3		5.8	
Barium	400	54.6	J	153		31.5		51.8		152		156		39.1	
Cadmium	9.3	0.2	B	0.17	B	0.036	U	0.037	U	0.18	B	0.062	U	0.038	U
Chromium	1,500	25.2	J	31.4		31.4		19.5		11.8		29.9		15.3	
Lead	1,000	296		7.6		8.3		34.8		41.9		8.8		11.7	
Mercury	2.8	2.2		0.043	U	0.018	U	0.054		0.46		0.037	B	0.03	B
Selenium	1,500	0.56	B	0.99	B	0.27	U	0.28	U	0.38	U	0.46	U	0.28	U
Silver	1,500	0.31	BJ	0.27	B	0.091	B	0.16	B	0.25	B	0.28	B	0.13	B
Cyanide	27	1.3		1.3	U	0.55	U	0.58	U	**253**		0.95	U	0.59	U

NOTES:
U - Indicates a compound was analyzed for, but not detected. For results marked U, the numerical value is the compound MDL or PQL.
N - Indicates Matrix Spike Sample Recovery not met.
E - Indicates the reported value is estimated because of the presence of interference.
* - Indicates Duplicate analysis not within control limits.
B - Indicates reported value is less than the Contract Required Detection Limits but greater than the Instrument Detection Limit.
J - Indicates that the associated numerical value is an approximate (estimated) concentration.
D - Indicates Sample Was Diluted.
Q - Indicates laboratory qualifier.
NA - Indicates that sample was not analyzed.
The Restricted Commercial Soil Cleanup Objective was taken from the most recent version of SubPart 375-6.

TABLE 3 (cont.)
CLIFTON OU-2 (OFF-SITE AREA)
SUPPLEMENTAL REMEDIAL INVESTIGATION
METALS IN SOIL

Sample Number:	**SubPart 375**	**GPESB-8W-2**		**GPESB-8W-3**		**GPESB-8W-4**		**GPESB-8WA-1**		**GPESB-8WA-2**		**GPESB-8WA-3**		**GPESB-8WA-4**	
Lab Sample ID No:	**Protection of**	**0711008-012**		**0711272-006**		**0711272-007**		**0711443-003**		**0711443-004**		**0711443-005**		**0711443-006**	
Depth(ft bgs):	**Public Health**	**2.5 - 3.0**		**6.5 - 7.5**		**22.0 - 23.0**		**0.5 - 2.0**		**5.0 - 6.0**		**15.5 - 16.0**		**21.5 - 22.5**	
Sample Type:	**Restricted**	**Soil**		**Soil**		**Soil**		**Soil**		**Soil**		**Soil**		**Soil**	
Sample Date:	**Commercial**	**9/20/2007**		**9/26/2007**		**9/26/2007**		**10/2/2007**		**10/2/2007**		**10/2/2007**		**10/2/2007**	
Units:	**SCO**	**mg/kg**	**Q**	**mg/kg**	**Q**	**mg/kg**	**Q**	**mg/kg**	**Q**	**mg/kg**	**Q**	**mg/kg**	**Q**	**mg/kg**	**Q**
Arsenic	16	2.2		4.7		4.1		3.8		3.2		5.2		3.7	
Barium	400	39.3		45.5		168		69.5	J	36.7		97.4		238	
Cadmium	9.3	0.039	U	0.08	B	0.11	U	0.13	B	0.037	U	0.042	U	0.52	B
Chromium	1,500	21		19.7		27.4		24.5	J	25.8		67.7		30.5	
Lead	1,000	16.9		183		7.3		81.6		16.3		677		7.6	
Mercury	2.8	0.062		0.71		0.055	U	0.49		0.12		0.62		0.051	B
Selenium	1,500	0.29	U	0.58	B	0.79	U	0.37	BJ	0.28	U	0.31	U	0.69	B
Silver	1,500	0.051	B	0.24	B	0.31	B	0.24	BJ	0.12	B	0.26	B	0.2	B
Cyanide	27	0.61	U	9.3		1.6	U	**39.1**		0.58	U	13.1		1.2	U

NOTES:
U - Indicates a compound was analyzed for, but not detected. For results marked U, the numerical value is the compound MDL or PQL.
N - Indicates Matrix Spike Sample Recovery not met.
E - Indicates the reported value is estimated because of the presence of interference.
* - Indicates Duplicate analysis not within control limits.
B - Indicates reported value is less than the Contract Required Detection Limits but greater than the Instrument Detection Limit.
J - Indicates that the associated numerical value is an approximate (estimated) concentration.
D - Indicates Sample Was Diluted.
Q - Indicates laboratory qualifier.
NA - Indicates that sample was not analyzed.
The Restricted Commercial Soil Cleanup Objective was taken from the most recent version of SubPart 375-6.

TABLE 3 (cont.)
CLIFTON OU-2 (OFF-SITE AREA)
SUPPLEMENTAL REMEDIAL INVESTIGATION
METALS IN SOIL

Sample Number:	**SubPart 375**	**GPESB-10-1**		**GPESB-10-2**		**GPESB-10-3**		**GPESB-10-4**		**GPESB-10A-1**		**GPESB-10A-2**		**GPESB-10A-3**	
Lab Sample ID No:	**Protection of**	**0711008-013**		**0711076-007**		**0711272-008**		**0711272-009**		**0711565-007**		**0711565-008**		**0711565-009**	
Depth(ft bgs):	**Public Health**	**0 - 0.5**		**2.5 - 3.0**		**12.33 - 13.33**		**21.0 - 22.0**		**0.5 - 2.0**		**5.0 - 6.0**		**12.5 - 13.5**	
Sample Type:	**Restricted**	**Soil**		**Soil**		**Soil**		**Soil**		**Soil**		**Soil**		**Soil**	
Sample Date:	**Commercial**	**9/21/2007**		**9/24/2007**		**9/27/2007**		**9/27/2007**		**10/3/2007**		**10/3/2007**		**10/3/2007**	
Units:	**SCO**	**mg/kg**	**Q**	**mg/kg**	**Q**	**mg/kg**	**Q**	**mg/kg**	**Q**	**mg/kg**	**Q**	**mg/kg**	**Q**	**mg/kg**	**Q**
Arsenic	16	5.4		3.8		2.2		5.7		3.7		2.4		2.4	
Barium	400	44.3		39.1		57.4	J	208	J	39.9		28.1		45.8	
Cadmium	9.3	0.036	U	0.037	U	0.04	U	0.17	B	0.036	U	0.038	U	0.036	U
Chromium	1,500	26.3		25.3		34.3	J	37.2	J	21.1		10		42.2	
Lead	1,000	21.7		38.4		54.6		8.6		10.3		13.8		8.3	
Mercury	2.8	0.05		0.24		0.39		0.037	B	0.019	B	0.043		0.036	B
Selenium	1,500	1		0.28	U	0.29	U	0.89	B	0.27	U	0.28	U	0.27	U
Silver	1,500	0.073	B	0.15	B	0.13	BJ	0.34	BJ	0.12	B	0.055	B	0.13	B
Cyanide	27	9.7		0.58	U	0.61	U	1	U	0.56	U	0.58	U	0.56	U

NOTES:
U - Indicates a compound was analyzed for, but not detected. For results marked U, the numerical value is the compound MDL or PQL.
N - Indicates Matrix Spike Sample Recovery not met.
E - Indicates the reported value is estimated because of the presence of interference.
* - Indicates Duplicate analysis not within control limits.
B - Indicates reported value is less than the Contract Required Detection Limits but greater than the Instrument Detection Limit.
J - Indicates that the associated numerical value is an approximate (estimated) concentration.
D - Indicates Sample Was Diluted.
Q - Indicates laboratory qualifier.
NA - Indicates that sample was not analyzed.
The Restricted Commercial Soil Cleanup Objective was taken from the most recent version of SubPart 375-6.

TABLE 3 (cont.)
CLIFTON OU-2 (OFF-SITE AREA)
SUPPLEMENTAL REMEDIAL INVESTIGATION
METALS IN SOIL

Sample Number:	**FB0924_S**		**FB092807**		**FB100407**	
Lab Sample ID No:	**0711076-008**		**0711326-003**		**0711565-010**	
Depth(ft):	**--**		**--**		**--**	
Sample Type:	**Aqueous**		**Aqueous**		**Aqueous**	
Sample Date:	**9/24/2007**		**9/28/2007**		**10/4/2007**	
Units:	**ug/L**		**ug/L**		**µg/L**	
Arsenic	1.8	U	1.8	U	1.8	U
Barium	3.2	U	3.2	U	3.2	U
Cadmium	0.57	B	0.35	B	0.32	U
Chromium	0.59	B	0.57	U	0.57	U
Lead	1.4	U	1.4	U	1.4	U
Mercury	0.1	U	0.1	U	0.1	U
Selenium	2.4	U	2.4	U	2.4	U
Silver	0.41	U	0.53	B	0.59	B
Cyanide	10	U	10	U	10	U

NOTES:
U - Indicates a compound was analyzed for, but not detected. For results marked U, the numerical value is the compound MDL or PQL.
N - Indicates Matrix Spike Sample Recovery not met.
E - Indicates the reported value is estimated because of the presence of interference.
* - Indicates Duplicate analysis not within control limits.
B - Indicates reported value is less than the Contract Required Detection Limits but greater than the Instrument Detection Limit.
J - Indicates that the associated numerical value is an approximate (estimated) concentration.
D - Indicates Sample Was Diluted.
Q - Indicates laboratory qualifier.
NA - Indicates that sample was not analyzed.
The Restricted Commercial Soil Cleanup Objective was taken from the most recent version of SubPart 375-6.

TABLE 2
CLIFTON OU-2 (OFF-SITE AREA)
SUPPLEMENTAL REMEDIAL INVESTIGATION
SEMIVOLATILE ORGANIC COMPOUNDS IN SOIL

Sample Number:	**SubPart 375 Protection of Public Health Restricted Commercial SCO**	**GPESB-1W-1**		**GPESB-1W-2**		**GPESB-1W-3**		**GPESB-1W-4**		**GPESB-1W-5**		**GPESB-1W-6**	
Lab Sample ID No:		**0711008-001B**		**0711202-001B**		**0711202-002B**		**0711202-003B**		**0711390-001B**		**0711390-002B**	
Depth(ft bgs):		**0.5 - 1.0**		**1.5 - 2.0**		**4.5 - 5.0**		**4.5 - 5.0**		**17.0 - 17.5**		**31.0 - 32.0**	
Sample Type:		**Soil**		**Soil**		**Soil**		**Soil**		**Soil**		**Soil**	
Sample Date:		**9/21/2007**		**9/21/2007**		**9/21/2007**		**9/21/2007**		**10/1/2007**		**10/1/2007**	
Units:		**mg/kg**	**Q**	**mg/kg**	**Q**	**mg/kg**	**Q**	**mg/kg**	**Q**	**mg/kg**	**Q**	**mg/kg**	**Q**
Phenol	500	0.39	U	0.38	U	0.38	U	0.39	U	0.5	U	0.59	U
Naphthalene	500	0.17	J	0.28	J	0.12	J	0.1	J	3.9		0.59	U
2-Methylnaphthalene	*500*	0.14	J	0.13	J	0.17	J	0.14	J	1.4		0.59	U
2-Methylphenol	*500*	0.39	U	0.38	U	0.38	U	0.39	U	0.5	U	0.59	U
4-Methylphenol	*500*	0.39	U	0.38	U	0.38	U	0.39	U	0.5	U	0.59	U
Dimethylphthalate	*500*	0.39	U	0.38	U	0.38	U	0.39	U	0.5	U	0.59	U
Acenaphthylene	500	0.26	J	0.11	J	0.38	U	0.39	U	3.3		0.59	U
Acenaphthene	500	0.39	U	0.38	U	0.38	U	0.39	U	18	D	0.59	U
Dibenzofuran	*500*	0.39	U	0.38	U	0.38	U	0.39	U	0.5	U	0.59	U
Diethylphthalate	*500*	0.12	J	0.22	J	0.16	J	0.22	J	0.5	U	0.59	U
Fluorene	500	0.39	U	0.38	U	0.38	U	0.39	U	8.9	D	0.59	U
Phenanthrene	500	0.18	J	0.098	J	0.11	J	0.39	U	52	D	0.59	U
Anthracene	500	0.39	U	0.38	U	0.38	U	0.39	U	29	D	0.59	U
Carbazole	*500*	0.39	U	0.38	U	0.38	U	0.39	U	0.5	U	0.59	U
Fluoranthene	500	0.25	J	0.16	J	0.13	J	0.11	J	34	D	0.59	U
Pyrene	500	0.38	J	0.18	J	0.16	J	0.13	J	46	D	0.59	U
Benzo(a)anthracene	5.6	0.18	J	0.15	J	0.087	J	0.087	J	23	D	0.59	U
Chrysene	56	0.43		0.2	J	0.16	J	0.1	J	19	D	0.59	U
Bis(2-ethylhexyl)phthalate	*500*	0.39	U	0.38	U	0.38	U	0.39	U	0.5	U	0.59	U
Di-n-octyl phthalate	*500*	0.39	U	0.38	U	0.38	U	0.39	U	0.5	U	0.59	U
Benzo(b)fluoranthene	5.6	0.4		0.13	J	0.12	J	0.39	U	**7.8**	D	0.59	U
Benzo(k)fluoranthene	56	0.14	J	0.12	J	0.38	U	0.39	U	5		0.59	U
Benzo(a)pyrene	1	0.094	J	0.38	U	0.38	U	0.39	U	**13**	J	0.59	U
Indeno(1,2,3-cd)pyrene	5.6	0.097	J	0.38	U	0.38	U	0.39	U	2.1		0.59	U
Dibenzo(a,h)anthracene	0.56	0.39	U	0.38	U	0.38	U	0.39	U	**0.76**		0.59	U
Benzo(g,h,i)perylene	500	0.088	J	0.38	U	0.38	U	0.39	U	2.7		0.59	U
Total SVOCs		2.929		1.778		1.217		0.887		269.86		ND	
Total PAHs		2.809		1.558		1.057		0.667		267.16		ND	
Total CaPAHs		1.341		0.6		0.367		0.187		70.66		ND	
Benzo(a)pyrene Equivalent		0.167		0.031		0.022		0.010		17.29		0	
Total TICs		117.74		81.79		88.96		69.76		45.6		1.2	

NOTES:
U - Indicates a compound was analyzed for, but not detected. For results marked U, the numerical value is the compound MDL or PQL.
J - Indicates an estimated value.
E - Indicates concentration exceeds the calibrated range of the instrument. Concentrations in diluted sample are lower.
B - Indicates that the analyte was found in the blank as well as the sample. It indicates possible/probable blank contamination.
NA - Indicates that sample was not analyzed.
Q - Indicates laboratory qualifier.
Sample GPESB-1W-4 is a Duplicate Sample of GPESB-1W-3.
The Restricted Commercial Soil Cleanup Objective was taken from the most recent version of SubPart 375-6.

TABLE 2 (cont.)
CLIFTON OU-2 (OFF-SITE AREA)
SUPPLEMENTAL REMEDIAL INVESTIGATION
SEMIVOLATILE ORGANIC COMPOUNDS IN SOIL

Sample Number:	**SubPart 375**	**GPESB-1W-7**		**GPESB-1WA-1**		**GPESB-1WA-2**		**GPESB-1WA-3**		**GPESB-1WA-4**		**GPESB-2-1**	
Lab Sample ID No:	**Protection of**	**0711390-003B**		**0711566-001B**		**0711566-002B**		**0711566-003B**		**0711566-004B**		**0711008-003B**	
Depth(ft bgs):	**Public Health**	**35.0 - 36.0**		**0.5 - 2.0**		**5.5 - 6.5**		**22.25 - 23.25**		**25.0 - 26.0**		**0.5 - 1.0**	
Sample Type:	**Restricted**	**Soil**		**Soil**		**Soil**		**Soil**		**Soil**		**Soil**	
Sample Date:	**Commercial**	**10/1/2007**		**10/4/2007**		**10/4/2007**		**10/4/2007**		**10/4/2007**		**9/21/2007**	
Units:	**SCO**	**mg/kg**	**Q**	**mg/kg**	**Q**	**mg/kg**	**Q**	**mg/kg**	**Q**	**mg/kg**	**Q**	**mg/kg**	**Q**
Phenol	500	0.59	U	0.37	U	0.46	U	0.65	U	0.76	U	0.37	U
Naphthalene	500	0.59	U	0.37	U	0.46	U	0.65	U	0.76	U	0.32	J
2-Methylnaphthalene	*500*	0.59	U	0.37	U	0.46	U	0.65	U	0.76	U	0.19	J
2-Methylphenol	*500*	0.59	U	0.37	U	0.46	U	0.65	U	0.76	U	0.37	U
4-Methylphenol	*500*	0.59	U	0.37	U	0.46	U	0.65	U	0.76	U	0.37	U
Dimethylphthalate	*500*	0.59	U	0.37	U	0.46	U	0.65	U	0.76	U	0.37	U
Acenaphthylene	500	0.59	U	0.15	J	0.11	J	0.65	U	0.76	U	0.13	J
Acenaphthene	500	0.59	U	0.37	U	0.11	J	0.65	U	0.76	U	0.37	U
Dibenzofuran	*500*	0.59	U	0.37	U	0.46	U	0.65	U	0.76	U	0.075	J
Diethylphthalate	*500*	0.59	U	0.37	U	4.46	U	0.65	U	0.76	U	0.1	J
Fluorene	500	0.59	U	0.37	U	0.096	J	0.65	U	0.76	U	0.37	U
Phenanthrene	500	0.59	U	0.37	U	0.61		0.63	J	0.76	U	0.65	
Anthracene	500	0.59	U	0.37	U	0.1	J	0.24	J	0.76	U	0.1	J
Carbazole	*500*	0.59	U	0.37	U	0.46	U	0.65	U	0.76	U	0.37	U
Fluoranthene	500	0.59	U	0.18	J	0.34	J	0.45	J	0.76	U	0.76	
Pyrene	500	0.59	U	0.3	J	0.58		0.62	J	0.15	J	0.66	
Benzo(a)anthracene	5.6	0.59	U	0.17	J	0.24	J	0.22	J	0.76	U	0.33	J
Chrysene	56	0.59	U	0.28	J	0.21	J	0.25	J	0.76	U	0.6	
Bis(2-ethylhexyl)phthalate	*500*	0.59	U	0.37	U	0.46	U	0.65	U	0.76	U	0.37	U
Di-n-octyl phthalate	*500*	0.59	U	0.37	U	0.46	U	0.65	U	0.76	U	0.37	U
Benzo(b)fluoranthene	5.6	0.59	U	0.21	J	0.46	U	0.65	U	0.76	U	0.45	
Benzo(k)fluoranthene	56	0.59	U	0.11	J	0.46	U	0.65	U	0.76	U	0.2	J
Benzo(a)pyrene	1	0.59	U	0.089	J	0.16	J	0.65	U	0.76	U	0.23	J
Indeno(1,2,3-cd)pyrene	5.6	0.59	U	0.37	U	0.12	J	0.65	U	0.76	U	0.11	J
Dibenzo(a,h)anthracene	0.56	0.59	U	0.37	U	0.46	U	0.65	U	0.76	U	0.37	U
Benzo(g,h,i)perylene	500	0.59	U	0.37	U	0.16	J	0.65	U	0.76	U	0.11	J
Total SVOCs		ND		1.489		2.836		2.41		0.15		5.015	
Total PAHs		ND		1.489		2.676		2.41		0.15		4.84	
Total CaPAHs		ND		0.859		0.73		0.47		ND		1.92	
Benzo(a)pyrene Equivalent		0		0.131		0.198		0.025		0		0.327	
Total TICs		ND		53.01		1.95		9.92		9.17		44.66	

NOTES:
U - Indicates a compound was analyzed for, but not detected. For results marked U, the numerical value is the compound MDL or PQL.
J - Indicates an estimated value.
E - Indicates concentration exceeds the calibrated range of the instrument. Concentrations in diluted sample are lower.
B - Indicates that the analyte was found in the blank as well as the sample. It indicates possible/probable blank contamination.
NA - Indicates that sample was not analyzed.
Q - Indicates laboratory qualifier.
Sample GPESB-1W-7 is a Duplicate Sample of GPESB-1W-6.
Sample GPESB-1WA-4 is a Duplicate Sample of GPESB-1WA-3.
The Restricted Commercial Soil Cleanup Objective was taken from the most recent version of SubPart 375-6.

TABLE 2 (cont.)
CLIFTON OU-2 (OFF-SITE AREA)
SUPPLEMENTAL REMEDIAL INVESTIGATION
SEMIVOLATILE ORGANIC COMPOUNDS IN SOIL

Sample Number:	**SubPart 375**	**GPESB-2-2**		**GPESB-2-3**		**GPESB-3W-1**		**GPESB-3W-2**		**GPESB-3W-3**		**GPESB-4-1**	
Lab Sample ID No:	**Protection of**	**0711076-001B**		**0711390-004B**		**0711008-004B**		**0711076-002B**		**0711326-001B**		**0711008-005B**	
Depth(ft bgs):	**Public Health**	**4.5 - 5.0**		**17.5 - 18.5**		**0.5 - 1.0**		**4.5 - 5.0**		**27.0 - 28.0**		**0.5 - 1.0**	
Sample Type:	**Restricted**	**Soil**		**Soil**		**Soil**		**Soil**		**Soil**		**Soil**	
Sample Date:	**Commercial**	**9/24/2007**		**10/1/2007**		**9/21/2007**		**9/24/2007**		**9/28/2007**		**9/21/2007**	
Units:	**SCO**	**mg/kg**	**Q**	**mg/kg**	**Q**	**mg/kg**	**Q**	**mg/kg**	**Q**	**mg/kg**	**Q**	**mg/kg**	**Q**
Phenol	500	0.38	U	0.38	U	0.37	U	0.38	U	0.77	U	0.38	U
Naphthalene	500	0.38	U	0.38	U	0.2	J	0.38	U	0.77	U	0.38	U
2-Methylnaphthalene	*500*	0.38	U	0.38	U	0.15	J	0.38	U	0.77	U	0.38	U
2-Methylphenol	*500*	0.38	U	0.38	U	0.37	U	0.38	U	0.77	U	0.38	U
4-Methylphenol	*500*	0.38	U	0.38	U	0.37	U	0.38	U	0.77	U	0.38	U
Dimethylphthalate	*500*	0.38	U	0.38	U	0.37	U	0.38	U	0.77	U	0.38	U
Acenaphthylene	500	0.38	U	0.38	U	0.078	J	0.38	U	0.77	U	0.38	U
Acenaphthene	500	0.38	U	0.38	U	0.37	U	0.38	U	0.77	U	0.38	U
Dibenzofuran	*500*	0.38	U	0.38	U	0.37	U	0.38	U	0.77	U	0.38	U
Diethylphthalate	*500*	0.13	J	0.38	U	0.12	J	0.38	U	0.52	J	0.12	J
Fluorene	500	0.38	U	0.38	U	0.37	U	0.38	U	0.77	U	0.38	U
Phenanthrene	500	0.38	U	0.38	U	0.49		0.38	U	0.77	U	0.35	J
Anthracene	500	0.38	U	0.38	U	0.075	J	0.38	U	0.77	U	0.38	U
Carbazole	*500*	0.38	U	0.38	U	0.37	U	0.38	U	0.77	U	0.38	U
Fluoranthene	500	0.38	U	0.38	U	0.43		0.38	U	0.77	U	0.5	
Pyrene	500	0.38	U	0.38	U	0.41		0.38	U	0.77	U	0.55	
Benzo(a)anthracene	5.6	0.38	U	0.38	U	0.22	J	0.38	U	0.77	U	0.25	J
Chrysene	56	0.38	U	0.38	U	0.49		0.38	U	0.77	U	0.34	J
Bis(2-ethylhexyl)phthalate	*500*	0.38	U	0.38	U	0.37	U	0.38	U	0.77	U	0.38	U
Di-n-octyl phthalate	*500*	0.38	U	0.38	U	0.097	J	0.38	U	0.77	U	0.38	U
Benzo(b)fluoranthene	5.6	0.38	U	0.38	U	0.28	J	0.38	U	0.77	U	0.24	J
Benzo(k)fluoranthene	56	0.38	U	0.38	U	0.14	J	0.38	U	0.77	U	0.12	J
Benzo(a)pyrene	1	0.38	U	0.38	U	0.17	J	0.38	U	0.77	U	0.21	J
Indeno(1,2,3-cd)pyrene	5.6	0.38	U	0.38	U	0.079	J	0.38	U	0.77	U	0.1	J
Dibenzo(a,h)anthracene	0.56	0.38	U	0.38	U	0.37	U	0.38	U	0.77	U	0.38	U
Benzo(g,h,i)perylene	500	0.38	U	0.38	U	0.1	J	0.38	U	0.77	U	0.11	J
Total SVOCs		0.13		ND		3.529		ND		0.52		2.89	
Total PAHs		ND		ND		3.312		ND		ND		2.77	
Total CaPAHs		ND		ND		1.379		ND		ND		1.26	
Benzo(a)pyrene Equivalent		0		0		0.234		0		0		0.274	
Total TICs		54.15		ND		42.17		37.53		115.91		34.31	

NOTES:
U - Indicates a compound was analyzed for, but not detected. For results marked U, the numerical value is the compound MDL or PQL.
J - Indicates an estimated value.
E - Indicates concentration exceeds the calibrated range of the instrument. Concentrations in diluted sample are lower.
B - Indicates that the analyte was found in the blank as well as the sample. It indicates possible/probable blank contamination.
NA - Indicates that sample was not analyzed.
Q - Indicates laboratory qualifier.
The Restricted Commercial Soil Cleanup Objective was taken from the most recent version of SubPart 375-6.

TABLE 2 (cont.)
CLIFTON OU-2 (OFF-SITE AREA)
SUPPLEMENTAL REMEDIAL INVESTIGATION
SEMIVOLATILE ORGANIC COMPOUNDS IN SOIL

Sample Number:	**SubPart 375 Protection of Public Health Restricted Commercial SCO**	**GPESB-4-2**		**GPESB-4-3**		**GPESB-5W-1**		**GPESB-5W-2**		**GPESB-5W-3**		**GPESB-6W-1**	
Lab Sample ID No:		**0711076-003B**		**0711326-002B**		**0711008-006B**		**0711076-004B**		**0711272-001B**		**0711008-007B**	
Depth(ft bgs):		**4.0 - 4.5**		**25.5 - 27.5**		**0.5 - 1.0**		**4.0 - 4.5**		**11.5 - 12.5**		**0.5 - 1.0**	
Sample Type:		**Soil**		**Soil**		**Soil**		**Soil**		**Soil**		**Soil**	
Sample Date:		**9/24/2007**		**9/28/2007**		**9/21/2007**		**9/24/2007**		**9/27/2007**		**9/21/2007**	
Units:		**mg/kg**	**Q**	**mg/kg**	**Q**	**mg/kg**	**Q**	**mg/kg**	**Q**	**mg/kg**	**Q**	**mg/kg**	**Q**
Phenol	500	0.39	U	0.53	U	0.38	U	0.39	U	0.39	U	0.37	U
Naphthalene	500	0.39	U	0.53	U	0.24	J	0.39	U	0.39	U	2.8	
2-Methylnaphthalene	*500*	0.39	U	0.53	U	0.11	J	0.39	U	0.39	U	0.82	
2-Methylphenol	*500*	0.39	U	0.53	U	0.38	U	0.39	U	0.39	U	0.37	U
4-Methylphenol	*500*	0.39	U	0.53	U	0.38	U	0.39	U	0.39	U	0.37	U
Dimethylphthalate	*500*	0.39	U	0.53	U	0.38	U	0.39	U	0.39	U	0.37	U
Acenaphthylene	500	0.39	U	0.53	U	0.14	J	0.39	U	0.39	U	0.23	J
Acenaphthene	500	0.39	U	0.53	U	0.38	U	0.39	U	0.39	U	0.37	U
Dibenzofuran	*500*	0.39	U	0.53	U	0.38	U	0.39	U	0.39	U	0.081	J
Diethylphthalate	*500*	0.39	U	0.2	J	0.14	J	0.12	J	0.19	J	0.37	U
Fluorene	500	0.39	U	0.53	U	0.38	U	0.39	U	0.39	U	0.37	U
Phenanthrene	500	0.39	U	0.53	U	0.13	J	0.39	U	0.39	U	0.49	
Anthracene	500	0.39	U	0.53	U	0.38	U	0.39	U	0.39	U	0.37	U
Carbazole	*500*	0.39	U	0.53	U	0.38	U	0.39	U	0.39	U	0.37	U
Fluoranthene	500	0.39	U	0.53	U	0.12	J	0.39	U	0.39	U	0.35	J
Pyrene	500	0.39	U	0.53	U	0.13	J	0.39	U	0.39	U	0.31	J
Benzo(a)anthracene	5.6	0.39	U	0.53	U	0.14	J	0.39	U	0.39	U	0.21	J
Chrysene	56	0.39	U	0.53	U	0.2	J	0.39	U	0.39	U	0.57	
Bis(2-ethylhexyl)phthalate	*500*	0.39	U	0.53	U	0.38	U	0.39	U	0.39	U	0.37	U
Di-n-octyl phthalate	*500*	0.39	U	0.53	U	0.38	U	0.39	U	0.39	U	0.37	U
Benzo(b)fluoranthene	5.6	0.39	U	0.53	U	0.19	J	0.39	U	0.39	U	0.38	
Benzo(k)fluoranthene	56	0.39	U	0.53	U	0.38	U	0.39	U	0.39	U	0.28	J
Benzo(a)pyrene	1	0.39	U	0.53	U	0.38	U	0.39	U	0.39	U	0.3	J
Indeno(1,2,3-cd)pyrene	5.6	0.39	U	0.53	U	0.38	U	0.39	U	0.39	U	0.37	UJ
Dibenzo(a,h)anthracene	0.56	0.39	U	0.53	U	0.38	U	0.39	U	0.39	U	0.37	UJ
Benzo(g,h,i)perylene	500	0.39	U	0.53	U	0.38	U	0.39	U	0.39	U	0.37	UJ
Total SVOCs		ND		0.2		1.54		0.12		0.19		6.821	
Total PAHs		ND		ND		1.4		ND		ND		6.74	
Total CaPAHs		ND		ND		0.53		ND		ND		1.74	
Benzo(a)pyrene Equivalent		0		0		0.035		0		0		0.368	
Total TICs		36.02		102.97		63.74		38.84		64.91		216.5	

NOTES:
U - Indicates a compound was analyzed for, but not detected. For results marked U, the numerical value is the compound MDL or PQL.
J - Indicates an estimated value.
E - Indicates concentration exceeds the calibrated range of the instrument. Concentrations in diluted sample are lower.
B - Indicates that the analyte was found in the blank as well as the sample. It indicates possible/probable blank contamination.
NA - Indicates that sample was not analyzed.
Q - Indicates laboratory qualifier.
The Restricted Commercial Soil Cleanup Objective was taken from the most recent version of SubPart 375-6.

TABLE 2 (cont.)
CLIFTON OU-2 (OFF-SITE AREA)
SUPPLEMENTAL REMEDIAL INVESTIGATION
SEMIVOLATILE ORGANIC COMPOUNDS IN SOIL

Sample Number:	**SubPart 375 Protection of Public Health Restricted Commercial SCO**	**GPESB-6W-2**		**GPESB-6W-3**		**GPESB-6W-4**		**GPESB-6W-5**		**GPESB-6WA-1**		**GPESB-6WA-2**	
Lab Sample ID No:		**0711076-005B**		**0711076-006B**		**0711272-002B**		**0711272-003B**		**0711565-001B**		**0711565-002B**	
Depth(ft bgs):		**1.5 - 2.0**		**2.5 - 3.0**		**12.0 - 13.0**		**21.0 - 22.0**		**0.5 - 2.0**		**5.5 - 6.5**	
Sample Type:		**Soil**		**Soil**		**Soil**		**Soil**		**Soil**		**Soil**	
Sample Date:		**9/24/2007**		**9/24/2007**		**9/27/2007**		**9/27/2007**		**10/3/2007**		**10/3/2007**	
Units:		**mg/kg**	**Q**	**mg/kg**	**Q**	**mg/kg**	**Q**	**mg/kg**	**Q**	**mg/kg**	**Q**	**mg/kg**	**Q**
Phenol	500	0.41	U	0.66	U	230	UJ	0.87	U	0.37	U	0.38	U
Naphthalene	500	16	D	2		370		0.87	U	0.37	U	0.38	U
2-Methylnaphthalene	*500*	6.3		1		110	J	0.87	U	0.37	U	0.38	U
2-Methylphenol	*500*	0.41	U	0.66	U	230	U	0.87	U	0.37	U	0.38	U
4-Methylphenol	*500*	0.41	U	0.66	U	230	U	0.87	U	0.37	U	0.38	U
Dimethylphthalate	*500*	0.41	U	0.66	U	230	U	0.87	U	0.37	U	0.38	U
Acenaphthylene	500	1.8		0.42	J	230	U	0.87	U	0.37	U	0.38	U
Acenaphthene	500	0.42		0.14	J	230	U	0.87	U	0.37	U	0.38	U
Dibenzofuran	*500*	0.75		0.13	J	150	J	0.87	U	0.37	U	0.38	U
Diethylphthalate	*500*	0.41	U	0.15	J	230	U	0.29	J	0.37	U	0.38	U
Fluorene	500	0.95		0.22	J	160	J	0.87	U	0.37	U	0.38	U
Phenanthrene	500	14	D	2.7		**790**		0.87	U	0.37	U	0.38	U
Anthracene	500	0.53		0.55	J	240		0.87	U	0.37	U	0.38	U
Carbazole	*500*	0.25	J	0.27	J	98	J	0.87	U	0.37	U	0.38	U
Fluoranthene	500	6.3		4.2		**520**		0.87	U	0.37	U	0.38	U
Pyrene	500	12	D	5.4		420		0.87	U	0.37	U	0.079	J
Benzo(a)anthracene	5.6	4.5	J	2		**190**	J	0.87	U	0.37	U	0.38	U
Chrysene	56	6	J	2.5		**130**	J	0.87	U	0.37	U	0.38	U
Bis(2-ethylhexyl)phthalate	*500*	0.41	UJ	0.66	U	230	U	0.87	U	0.37	U	0.38	U
Di-n-octyl phthalate	*500*	0.41	UJ	0.66	U	230	U	0.87	U	0.37	U	0.38	U
Benzo(b)fluoranthene	5.6	4.8	J	2.4		**94**	J	0.87	U	0.37	U	0.38	U
Benzo(k)fluoranthene	56	3.1	J	0.84		**70**	J	0.87	U	0.37	U	0.38	U
Benzo(a)pyrene	1	**2.6**	J	**1.2**		**120**	J	0.87	U	0.37	U	0.38	U
Indeno(1,2,3-cd)pyrene	5.6	0.78	J	0.38	J	**56**	J	0.87	U	0.37	U	0.38	U
Dibenzo(a,h)anthracene	0.56	0.29	J	0.66	U	230	U	0.87	U	0.37	U	0.38	U
Benzo(g,h,i)perylene	500	0.54	J	0.36	J	66	J	0.87	U	0.37	U	0.38	U
Total SVOCs		104.14		26.86		3584		0.29		ND		0.079	
Total PAHs		81.21		26.31		3270		ND		ND		0.079	
Total CaPAHs		22.07		9.32		660		ND		ND		ND	
Benzo(a)pyrene Equivalent		3.989		1.711		156		0		0		0	
Total TICs		447		620.7		99		119.32		ND		ND	

NOTES:
U - Indicates a compound was analyzed for, but not detected. For results marked U, the numerical value is the compound MDL or PQL.
J - Indicates an estimated value.
E - Indicates concentration exceeds the calibrated range of the instrument. Concentrations in diluted sample are lower.
B - Indicates that the analyte was found in the blank as well as the sample. It indicates possible/probable blank contamination.
NA - Indicates that sample was not analyzed.
Q - Indicates laboratory qualifier.
The Restricted Commercial Soil Cleanup Objective was taken from the most recent version of SubPart 375-6.

TABLE 2 (cont.)
CLIFTON OU-2 (OFF-SITE AREA)
SUPPLEMENTAL REMEDIAL INVESTIGATION
SEMIVOLATILE ORGANIC COMPOUNDS IN SOIL

Sample Number:	**SubPart 375**	**GPESB-6WA-3**		**GPESB-6WA-4**		**GPESB-7-1**		**GPESB-7-2**		**GPESB-7-3**		**GPESB-7-4**		**GPESB-7-5**	
Lab Sample ID No:	**Protection of**	**0711565-004B**		**0711565-004B**		**0711008-008B**		**0711008-009B**		**0711008-010B**		**0711272-004B**		**0711272-005B**	
Depth(ft bgs):	**Public Health**	**24.0 - 25.0**		**24.0 - 25.0**		**0.5 - 1.0**		**2.0 - 2.5**		**3.5 - 4.0**		**12.75 - 13.75**		**22.0 - 23.0**	
Sample Type:	**Restricted**	**Soil**		**Soil**		**Soil**		**Soil**		**Soil**		**Soil**		**Soil**	
Sample Date:	**Commercial**	**10/3/2007**		**10/3/2007**		**9/20/2007**		**9/20/2007**		**9/20/2007**		**9/26/2007**		**9/26/2007**	
Units:	**SCO**	**µg/Kg**		**mg/kg**	**Q**	**mg/kg**	**Q**	**mg/kg**	**Q**	**mg/kg**	**Q**	**mg/kg**	**Q**	**mg/kg**	**Q**
Phenol	500	0.85	U	0.85	U	0.51	U	2	U	0.4	U	0.44	UJ	0.85	U
Naphthalene	500	0.54	J	0.54	J	0.51	U	0.58	J	0.4	U	61	D	0.85	U
2-Methylnaphthalene	*500*	0.85	U	0.85	U	0.51	U	2	U	0.4	U	5.4		0.85	U
2-Methylphenol	*500*	0.85	U	0.85	U	0.51	U	2	U	0.4	U	0.44	U	0.85	U
4-Methylphenol	*500*	0.85	U	0.85	U	0.51	U	2	U	0.4	U	0.44	U	0.85	U
Dimethylphthalate	*500*	0.85	U	0.85	U	0.51	U	2	U	0.4	U	0.44	U	0.85	U
Acenaphthylene	500	0.85	U	0.85	U	0.51	U	1.2	J	0.4	U	0.16	J	0.85	U
Acenaphthene	500	0.85	U	0.85	U	0.51	U	2	U	0.4	U	14	J	0.85	U
Dibenzofuran	*500*	0.85	U	0.85	U	0.51	U	2	U	0.4	U	7.9	J	0.85	U
Diethylphthalate	*500*	0.85	U	0.85	U	0.51	U	2	U	0.4	U	0.19	J	0.27	J
Fluorene	500	0.85	U	0.85	U	0.51	U	2	U	0.4	U	7.9	J	0.85	U
Phenanthrene	500	0.85	U	0.85	U	0.51	U	0.41	J	1		17	J	0.85	U
Anthracene	500	0.85	U	0.85	U	0.51	U	2	U	0.33	J	1.7		0.85	U
Carbazole	*500*	0.85	U	0.85	U	0.51	U	2	U	0.095	J	14	J	0.85	U
Fluoranthene	500	0.85	U	0.85	U	0.15	J	0.64	J	1.6		1.6		0.85	U
Pyrene	500	0.85	U	0.85	U	0.15	J	0.8	J	1.4		1.2		0.85	U
Benzo(a)anthracene	5.6	0.85	U	0.85	U	0.51	U	0.73	J	0.87		0.3	J	0.85	U
Chrysene	56	0.85	U	0.85	U	0.51	U	0.87	J	0.67		0.22	J	0.85	U
Bis(2-ethylhexyl)phthalate	*500*	0.85	U	0.85	U	0.51	U	2	U	0.4	U	0.44	U	0.85	U
Di-n-octyl phthalate	*500*	0.85	U	0.85	U	0.51	U	2	U	0.4	U	0.44	UJ	0.85	U
Benzo(b)fluoranthene	5.6	0.85	U	0.85	U	0.51	U	0.75	J	0.58		0.28	J	0.85	U
Benzo(k)fluoranthene	56	0.85	U	0.85	U	0.51	U	2	U	0.26	J	0.18	J	0.85	U
Benzo(a)pyrene	1	0.85	U	0.85	U	0.51	U	2	U	0.56		0.25	J	0.85	U
Indeno(1,2,3-cd)pyrene	5.6	0.85	U	0.85	U	0.51	U	2	U	0.27	J	0.44	UJ	0.85	U
Dibenzo(a,h)anthracene	0.56	0.85	U	0.85	U	0.51	U	2	U	0.4	U	0.44	UJ	0.85	U
Benzo(g,h,i)perylene	500	0.85	U	0.85	U	0.51	U	2	U	0.26	J	0.44	UJ	0.85	U
Total SVOCs		0.54	J	0.54		0.3		5.98		7.895		122.28		0.27	
Total PAHs		0.54	J	0.54		ND		5.98		7.8		103.69		ND	
Total CaPAHs		ND		ND		ND		2.35		3.21		1.23		ND	
Benzo(a)pyrene Equivalent		ND		0		0		0.157		0.741		0.312		0	
Total TICs		1740		1.74		42.59		118		34.6		193.41		132.57	

NOTES:

U - Indicates a compound was analyzed for, but not detected. For results marked U, the numerical value is the compound MDL or PQL.
J - Indicates an estimated value.
E - Indicates concentration exceeds the calibrated range of the instrument. Concentrations in diluted sample are lower.
B - Indicates that the analyte was found in the blank as well as the sample. It indicates possible/probable blank contamination.
NA - Indicates that sample was not analyzed.
Q - Indicates laboratory qualifier.
The Restricted Commercial Soil Cleanup Objective was taken from the most recent version of SubPart 375-6.

TABLE 2 (cont.)
CLIFTON OU-2 (OFF-SITE AREA)
SUPPLEMENTAL REMEDIAL INVESTIGATION
SEMIVOLATILE ORGANIC COMPOUNDS IN SOIL

Sample Number:	**SubPart 375**	**GPESB-7A-1**		**GPESB-7A-2**		**GPESB-7A-3**		**GPESB-7A-4**		**GPESB-8W-1**		**GPESB-8W-2**		**GPESB-8W-3**	
Lab Sample ID No:	**Protection of**	**0711443-001B**		**0711443-002B**		**0711565-006B**		**0711565-006B**		**0711008-011B**		**0711008-012B**		**0711272-006B**	
Depth(ft bgs):	**Public Health**	**0.5 - 2.0**		**5.5 - 6.5**		**25.5 - 26.5**		**25.5 - 26.5**		**0.5 - 1.0**		**2.5 - 3.0**		**6.5 - 7.5**	
Sample Type:	**Restricted**	**Soil**		**Soil**		**Soil**		**Soil**		**Soil**		**Soil**		**Soil**	
Sample Date:	**Commercial**	**10/2/2007**		**10/2/2007**		**10/3/2007**		**10/3/2007**		**9/20/2007**		**9/20/2007**		**9/26/2007**	
Units:	**SCO**	**mg/kg**	**Q**	**mg/kg**	**Q**	**µg/Kg**		**mg/kg**	**Q**	**mg/kg**	**Q**	**mg/kg**	**Q**	**mg/kg**	**Q**
Phenol	500	0.37	U	0.38	U	0.63	U	0.63	U	0.39	U	0.4	U	0.43	U
Naphthalene	500	0.37	U	0.38	U	0.63	U	0.63	U	0.1	J	0.4	U	0.45	
2-Methylnaphthalene	*500*	0.37	U	0.38	U	0.63	U	0.63	U	0.094	J	0.4	U	0.43	U
2-Methylphenol	*500*	0.37	U	0.38	U	0.63	U	0.63	U	0.39	U	0.4	U	0.43	U
4-Methylphenol	*500*	0.37	U	0.38	U	0.63	U	0.63	U	0.39	U	0.4	U	0.43	U
Dimethylphthalate	*500*	0.37	U	0.38	U	0.63	U	0.63	U	0.39	U	0.4	U	0.43	U
Acenaphthylene	500	0.37	U	0.38	U	0.63	U	0.63	U	0.1	J	0.4	U	0.43	U
Acenaphthene	500	0.37	U	0.38	U	0.63	U	0.63	U	0.098	J	0.4	U	0.2	J
Dibenzofuran	*500*	0.37	U	0.38	U	0.63	U	0.63	U	0.39	U	0.4	U	0.43	U
Diethylphthalate	*500*	0.37	U	0.38	U	0.63	U	0.63	U	0.097	J	0.4	U	0.16	J
Fluorene	500	0.37	U	0.38	U	0.63	U	0.63	U	0.092	J	0.4	U	0.43	U
Phenanthrene	500	0.37	U	0.38	U	0.63	U	0.63	U	1.2		0.4	U	0.47	
Anthracene	500	0.37	U	0.38	U	0.63	U	0.63	U	0.24	J	0.4	U	0.13	J
Carbazole	*500*	0.37	U	0.38	U	0.63	U	0.63	U	0.39	U	0.4	U	0.43	U
Di-n-butyl phthalate	*500*	0.37	U	0.38	U	0.63	U	0.63	U	0.12	J	0.4	U	0.092	J
Fluoranthene	500	0.37	U	0.38	U	0.63	U	0.63	U	1.6		0.082	J	0.69	
Pyrene	500	0.37	U	0.38	U	0.63	U	0.63	U	2.3		0.093	J	0.57	
Butyl benzyl phthalate	*500*	0.37	U	0.38	U	0.63	U	0.63	U	0.22	J	0.4	U	0.43	U
Benzo(a)anthracene	5.6	0.37	U	0.38	U	0.63	U	0.63	U	0.79		0.4	U	0.29	J
Chrysene	56	0.37	U	0.38	U	0.63	U	0.63	U	0.89		0.4	U	0.24	J
Bis(2-ethylhexyl)phthalate	*500*	0.37	U	0.38	U	0.63	U	0.63	U	0.32	J	0.4	U	0.43	U
Di-n-octyl phthalate	*500*	0.37	U	0.38	U	0.63	U	0.63	U	0.39	U	0.4	U	0.43	U
Benzo(b)fluoranthene	5.6	0.37	U	0.38	U	0.63	U	0.63	U	0.74		0.4	U	0.22	J
Benzo(k)fluoranthene	56	0.37	U	0.38	U	0.63	U	0.63	U	0.4		0.4	U	0.43	U
Benzo(a)pyrene	1	0.37	U	0.38	U	0.63	U	0.63	U	0.5		0.4	U	0.22	J
Indeno(1,2,3-cd)pyrene	5.6	0.37	U	0.38	U	0.63	U	0.63	U	0.14	J	0.4	U	0.43	U
Dibenzo(a,h)anthracene	0.56	0.37	U	0.38	U	0.63	U	0.63	U	0.39	U	0.4	U	0.43	U
Benzo(g,h,i)perylene	500	0.37	U	0.38	U	0.63	U	0.63	U	0.14	J	0.4	U	0.43	U
Total SVOCs		ND		ND		ND		ND		10.181		0.175		3.64	
Total PAHs		ND		ND		ND		ND		9.424		0.175		3.48	
Total CaPAHs		ND		ND		ND		ND		3.46		ND		0.97	
Benzo(a)pyrene Equivalent		0		0		ND		0		1.391		0		0.273	
Total TICs		ND		ND		300		0.3		37.21		33.5		91.84	

NOTES:
U - Indicates a compound was analyzed for, but not detected. For results marked U, the numerical value is the compound MDL or PQL.
J - Indicates an estimated value.
E - Indicates concentration exceeds the calibrated range of the instrument. Concentrations in diluted sample are lower.
B - Indicates that the analyte was found in the blank as well as the sample. It indicates possible/probable blank contamination.
NA - Indicates that sample was not analyzed.
Q - Indicates laboratory qualifier.
The Restricted Commercial Soil Cleanup Objective was taken from the most recent version of SubPart 375-6.

TABLE 2 (cont.)
CLIFTON OU-2 (OFF-SITE AREA)
SUPPLEMENTAL REMEDIAL INVESTIGATION
SEMIVOLATILE ORGANIC COMPOUNDS IN SOIL

Sample Number:	**SubPart 375 Protection of Public Health Restricted Commercial SCO**	**GPESB-8W-4**		**GPESB-8WA-1**		**GPESB-8WA-2**		**GPESB-8WA-3**		**GPESB-8WA-4**		**GPESB-10-1**	
Lab Sample ID No:		**0711272-007B**		**0711443-003B**		**0711443-004B**		**0711443-005B**		**0711443-006B**		**0711008-013B**	
Depth(ft bgs):		**22.0 - 23.0**		**0.5 - 2.0**		**5.0 - 6.0**		**15.5 - 16.0**		**21.5 - 22.5**		**0 - 0.5**	
Sample Type:		**Soil**		**Soil**		**Soil**		**Soil**		**Soil**		**Soil**	
Sample Date:		**9/26/2007**		**10/2/2007**		**10/2/2007**		**10/2/2007**		**10/2/2007**		**9/21/2007**	
Units:		**mg/kg**	**Q**	**mg/kg**	**Q**	**mg/kg**	**Q**	**mg/kg**	**Q**	**mg/kg**	**Q**	**mg/kg**	**Q**
Phenol	500	1.1	U	0.4	U	0.38	U	0.42	U	0.78	U	0.37	U
Naphthalene	500	1.1	U	0.4	U	0.38	U	0.31	J	0.78	U	0.37	U
2-Methylnaphthalene	*500*	1.1	U	0.4	U	0.38	U	0.82		0.78	U	0.37	U
2-Methylphenol	*500*	1.1	U	0.4	U	0.38	U	0.42	U	0.78	U	0.37	U
4-Methylphenol	*500*	1.1	U	0.4	U	0.38	U	0.42	U	0.78	U	0.37	U
Dimethylphthalate	*500*	1.1	U	0.4	U	0.38	U	0.42	U	0.78	U	0.37	U
Acenaphthylene	500	1.1	U	0.11	J	0.38	U	0.42	U	0.78	U	0.37	U
Acenaphthene	500	1.1	U	0.4	U	0.38	U	1.9		0.78	U	0.37	U
Dibenzofuran	*500*	1.1	U	0.4	U	0.38	U	1.1		0.78	U	0.37	U
Diethylphthalate	*500*	0.57	J	0.4	U	0.38	U	0.42	U	0.78	U	0.37	U
Fluorene	500	1.1	U	0.4	U	0.38	U	1.1		0.78	U	0.37	U
Phenanthrene	500	1.1	U	0.28	J	0.38	U	3.3		0.78	U	0.37	U
Anthracene	500	1.1	U	0.23	J	0.38	U	0.34	J	0.78	U	0.37	U
Carbazole	*500*	1.1	U	0.4	U	0.38	U	1		0.78	U	0.37	U
Fluoranthene	500	1.1	U	3.7		0.38	U	0.56		0.78	U	0.37	U
Pyrene	500	1.1	U	3.2		0.38	U	0.42		0.78	U	0.37	U
Benzo(a)anthracene	5.6	1.1	U	2.2		0.38	U	0.42	U	0.78	U	0.37	U
Chrysene	56	1.1	U	1.9		0.38	U	0.42	U	0.78	U	0.37	U
Bis(2-ethylhexyl)phthalate	*500*	1.1	U	0.4	U	0.38	U	0.42	U	0.78	U	0.37	U
Di-n-octyl phthalate	*500*	1.1	U	0.4	U	0.38	U	0.42	U	0.78	U	0.37	U
Benzo(b)fluoranthene	5.6	1.1	U	2.8		0.38	U	0.42	U	0.78	U	0.37	U
Benzo(k)fluoranthene	56	1.1	U	0.94		0.38	U	0.42	U	0.78	U	0.37	U
Benzo(a)pyrene	1	1.1	U	**2.4**		0.38	U	0.42	U	0.78	U	0.37	U
Indeno(1,2,3-cd)pyrene	5.6	1.1	U	0.91		0.38	U	0.42	U	0.78	U	0.37	U
Dibenzo(a,h)anthracene	0.56	1.1	U	0.26	J	0.38	U	0.42	U	0.78	U	0.37	U
Benzo(g,h,i)perylene	500	1.1	U	0.87		0.38	U	0.42	U	0.78	U	0.37	U
Total SVOCs		0.57		19.8		ND		10.85		ND		ND	
Total PAHs		ND		18.93		ND		8.75		ND		ND	
Total CaPAHs		ND		11.41		ND		ND		ND		ND	
Benzo(a)pyrene Equivalent		0		3.279		0		0		0		0	
Total TICs		73.45		7.01		ND		2.06		2.48		64.37	

NOTES:
U - Indicates a compound was analyzed for, but not detected. For results marked U, the numerical value is the compound MDL or PQL.
J - Indicates an estimated value.
E - Indicates concentration exceeds the calibrated range of the instrument. Concentrations in diluted sample are lower.
B - Indicates that the analyte was found in the blank as well as the sample. It indicates possible/probable blank contamination.
NA - Indicates that sample was not analyzed.
Q - Indicates laboratory qualifier.
The Restricted Commercial Soil Cleanup Objective was taken from the most recent version of SubPart 375-6.

TABLE 2 (cont.)
CLIFTON OU-2 (OFF-SITE AREA)
SUPPLEMENTAL REMEDIAL INVESTIGATION
SEMIVOLATILE ORGANIC COMPOUNDS IN SOIL

Sample Number:	**SubPart 375 Protection of Public Health Restricted Commercial SCO**	**GPESB-10-2**		**GPESB-10-3**		**GPESB-10-4**		**GPESB-10A-1**		**GPESB-10A-2**		**GPESB-10A-3**	
Lab Sample ID No:		**0711076-007B**		**0711272-008B**		**0711272-009B**		**0711565-007B**		**0711565-008B**		**0711565-009B**	
Depth(ft bgs):		**2.5 - 3.0**		**12.33 - 13.33**		**21.0 - 22.0**		**0.5 - 2.0**		**5.0 - 6.0**		**12.5 - 13.5**	
Sample Type:		**Soil**		**Soil**		**Soil**		**Soil**		**Soil**		**Soil**	
Sample Date:		**9/24/2007**		**9/27/2007**		**9/27/2007**		**10/3/2007**		**10/3/2007**		**10/3/2007**	
Units:		**mg/kg**		**mg/kg**		**mg/kg**		**mg/kg**		**mg/kg**		**mg/kg**	
Phenol	500	0.38	U	0.4	U	0.45	J	0.37	U	0.38	U	0.37	U
Naphthalene	500	0.38	U	4.7		4.3		0.37	U	0.38	U	0.37	U
2-Methylnaphthalene	*500*	0.38	U	0.59		0.36	J	0.37	U	0.38	U	0.37	U
2-Methylphenol	*500*	0.38	U	0.15	J	0.67	U	0.37	U	0.38	U	0.37	U
4-Methylphenol	*500*	0.38	U	0.49		0.27	J	0.37	U	0.38	U	0.37	U
Dimethylphthalate	*500*	0.38	U	0.4	U	0.67	U	0.37	U	0.38	U	0.37	U
Acenaphthylene	500	0.38	U	0.62		0.43	J	0.37	U	0.38	U	0.37	U
Acenaphthene	500	0.38	U	3.7		1.8		0.37	U	0.38	U	0.37	U
Dibenzofuran	*500*	0.38	U	1.7		1.3		0.37	U	0.38	U	0.37	U
Diethylphthalate	*500*	0.38	U	0.13	J	0.67	U	0.37	U	0.38	U	0.37	U
Fluorene	500	0.38	U	7.7	D	3.7		0.37	U	0.38	U	0.37	U
Phenanthrene	500	0.38	U	12	D	5.3		0.37	U	0.38	U	0.37	U
Anthracene	500	0.38	U	3.5		1.6		0.37	U	0.38	U	0.37	U
Carbazole	*500*	0.38	U	3.9		2		0.37	U	0.38	U	0.37	U
Fluoranthene	500	0.38	U	15	D	8.3		0.37	U	0.38	U	0.37	U
Pyrene	500	0.38	U	13	D	8		0.37	U	0.38	U	0.37	U
Benzo(a)anthracene	5.6	0.38	U	**6.1**	D	3.1		0.37	U	0.38	U	0.37	U
Chrysene	56	0.38	U	6.3		2.6		0.37	U	0.38	U	0.37	U
Bis(2-ethylhexyl)phthalate	*500*	0.38	U	0.4	U	0.67	U	0.37	U	0.38	U	0.37	U
Di-n-octyl phthalate	*500*	0.38	U	0.4	UJ	0.67	U	0.37	U	0.38	U	0.37	U
Benzo(b)fluoranthene	5.6	0.38	U	5.3	D	4.5		0.37	U	0.38	U	0.37	U
Benzo(k)fluoranthene	56	0.38	U	3.6	J	2		0.37	U	0.38	U	0.37	U
Benzo(a)pyrene	1	0.38	U	**6.6**	D	**3.8**		0.37	U	0.38	U	0.37	U
Indeno(1,2,3-cd)pyrene	5.6	0.38	U	1.8	J	0.79		0.37	U	0.38	U	0.37	U
Dibenzo(a,h)anthracene	0.56	0.38	U	0.47	J	0.67	U	0.37	U	0.38	U	0.37	U
Benzo(g,h,i)perylene	500	0.38	U	1.5	J	0.76		0.37	U	0.38	U	0.37	U
Total SVOCs		ND		98.85		55.36		ND		ND		ND	
Total PAHs		ND		90.98		50.58		ND		ND		ND	
Total CaPAHs		ND		30.17		16.79		ND		ND		ND	
Benzo(a)pyrene Equivalent		0		8.489		4.685		0		0		0	
Total TICs		39.72		141.08		331.46		0.16		ND		0.19	

NOTES:
U - Indicates a compound was analyzed for, but not detected. For results marked U, the numerical value is the compound MDL or PQL.
J - Indicates an estimated value.
E - Indicates concentration exceeds the calibrated range of the instrument. Concentrations in diluted sample are lower.
B - Indicates that the analyte was found in the blank as well as the sample. It indicates possible/probable blank contamination.
NA - Indicates that sample was not analyzed.
Q - Indicates laboratory qualifier.
The Restricted Commercial Soil Cleanup Objective was taken from the most recent version of SubPart 375-6.

TABLE 2 (cont.)
CLIFTON OU-2 (OFF-SITE AREA)
SUPPLEMENTAL REMEDIAL INVESTIGATION
SEMIVOLATILE ORGANIC COMPOUNDS IN SOIL

Sample Number:	**FB0924_S**		**FB092807**		**FB100407**	
Lab Sample ID No:	**0711076-008B**		**0711326-003B**		**0711565-010B**	
Depth(ft):	**--**		**--**		**--**	
Sample Type:	**Aqueous**		**Aqueous**		**Aqueous**	
Sample Date:	**9/24/2007**		**9/28/2007**		**10/4/2007**	
Units:	**ug/L**	**Q**	**ug/L**	**Q**	**µg/L**	**Q**
Naphthalene	10	U	10	U	10	U
2-Methylnaphthalene	10	U	10	U	10	U
Dimethylphthalate	10	U	10	U	10	U
Acenaphthylene	10	U	10	U	10	U
Acenaphthene	10	U	10	U	10	U
Dibenzofuran	10	U	10	U	10	U
Diethylphthalate	10	U	10	U	10	U
Fluorene	10	U	10	U	10	U
Phenanthrene	10	U	10	U	10	U
Anthracene	10	U	10	U	10	U
Carbazole	10	U	10	U	10	U
Di-n-butyl phthalate	2	J	10	U	10	U
Fluoranthene	10	U	10	U	10	U
Pyrene	10	U	10	U	10	U
Benzo(a)anthracene	10	U	10	U	10	U
Chrysene	10	U	10	U	10	U
Bis(2-ethylhexyl)phthalate	10	U	10	U	10	U
Di-n-octyl phthalate	10	U	10	U	10	U
Benzo(b)fluoranthene	10	U	10	U	10	U
Benzo(k)fluoranthene	10	U	10	U	10	U
Benzo(a)pyrene	10	U	10	U	10	U
Indeno(1,2,3-cd)pyrene	10	U	10	U	10	U
Dibenzo(a,h)anthracene	10	U	10	U	10	U
Benzo(g,h,i)perylene	10	U	10	U	10	U
Total SVOCs	2		ND		ND	
Total PAHs	ND		ND		ND	
Total CaPAHs	ND		ND		ND	
Benzo(a)pyrene Equivalent	ND		ND		ND	
Total TICs	28		2		ND	

NOTES:
U - Indicates a compound was analyzed for, but not detected. For results marked U, the numerical value is the compound MDL or PQL.
J - Indicates an estimated value.
E - Indicates concentration exceeds the calibrated range of the instrument. Concentrations in diluted sample are lower.
B - Indicates that the analyte was found in the blank as well as the sample. It indicates possible/probable blank contamination.
NA - Indicates that sample was not analyzed.
Q - Indicates laboratory qualifier.
The Restricted Commercial Soil Cleanup Objective was taken from the most recent version of SubPart 375-6.

TABLE 1
CLIFTON OU-2 (OFF-SITE AREA)
SUPPLEMENTAL REMEDIAL INVESTIGATION
VOLATILE ORGANIC COMPOUNDS IN SOIL

Sample Number:	**SubPart 375**	**GPESB-1W-1**		**GPESB-1W-2**		**GPESB-1W-3**		**GPESB-1W-4**		**GPESB-1W-5**		**GPESB-1W-6**	
Lab Sample ID No:	**Protection of**	**0711008-001A**		**0711202-001A**		**0711202-002A**		**0711202-003A**		**0711390-001A**		**0711390-002A**	
Depth(ft bgs):	**Public Health**	**0.5 - 1.0**		**1.5 - 2.0**		**4.5 - 5.0**		**4.5 - 5.0**		**17.0 - 17.5**		**31.0 - 32.0**	
Sample Type:	**Restricted**	**Soil**		**Soil**		**Soil**		**Soil**		**Soil**		**Soil**	
Sample Date:	**Commercial**	**9/21/2007**		**9/21/2007**		**9/21/2007**		**9/21/2007**		**10/1/2007**		**10/1/2007**	
Units:	**SCO**	**mg/kg**	**Q**	**mg/kg**	**Q**	**mg/kg**	**Q**	**mg/kg**	**Q**	**mg/kg**	**Q**		**Q**
Methylene chloride	500	0.01	BJ	0.003	BJ	0.003	BJ	0.002	BJ	0.015	U	0.022	B
Acetone	500	0.012	U	0.012	U	0.012	U	0.012	U	0.18		1.8	D
Carbon disulfide	*500*	0.012	U	0.002	J	0.012	U	0.012	U	0.015	U	0.003	J
2-Butanone	500	0.012	U	0.012	U	0.012	U	0.012	U	0.058		0.23	
Benzene	44	0.012	U	0.012	U	0.012	U	0.012	U	0.014	J	0.018	U
Tetrachloroethene	150	0.012	U	0.012	U	0.012	U	0.012	U	0.015	U	0.018	U
Toluene	500	0.012	U	0.012	U	0.012	U	0.012	U	0.004	J	0.018	U
Ethylbenzene	390	0.012	U	0.012	U	0.012	U	0.012	U	0.17		0.018	U
Styrene	*500*	0.012	U	0.012	U	0.012	U	0.012	U	0.015	U	0.018	U
Xylene (total)	500	0.012	U	0.012	U	0.012	U	0.012	U	0.017		0.018	U
Total VOCs		0.01		0.005		0.003		0.002		0.438		2.055	
Total BTEX		ND		ND		ND		ND		0.205		ND	
Total TICs		ND		ND		ND		ND		1.245		0.101	

NOTES:
U - Indicates a compound was analyzed for, but not detected. For results marked U, the numerical value is the compound MDL or PQL.
J - Indicates an estimated value.
E - Indicates concentration exceeds the calibrated range of the instrument. Concentrations in diluted sample are lower.
B - Indicates that the analyte was found in the blank as well as the sample. It indicates possible/probable blank contamination.
NA - Indicates that sample was not analyzed.
Q - Indicates laboratory qualifier.
Sample GPESB-1W-4 is a Duplicate Sample of GPESB-1W-3.
The Restricted Commercial Soil Cleanup Objective was taken from the most recent version of SubPart 375-6.

TABLE 1 (cont.)
CLIFTON OU-2 (OFF-SITE AREA)
SUPPLEMENTAL REMEDIAL INVESTIGATION
VOLATILE ORGANIC COMPOUNDS IN SOIL

Sample Number:	**SubPart 375 Protection of Public Health Restricted Commercial SCO**	**GPESB-1W-7**		**GPESB-1WA-1**		**GPESB-1WA-2**		**GPESB-1WA-3**		**GPESB-1WA-4**		**GPESB-2-1**	
Lab Sample ID No:		**0711390-003A**		**0711566-001A**		**0711566-002A**		**0711566-003A**		**0711566-004A**		**0711008-003A**	
Depth(ft bgs):		**35.0 - 36.0**		**0.5 - 2.0**		**5.5 - 6.5**		**22.25 - 23.25**		**25.0 - 26.0**		**0.5 - 1.0**	
Sample Type:		**Soil**		**Soil**		**Soil**		**Soil**		**Soil**		**Soil**	
Sample Date:		**10/1/2007**		**10/4/2007**		**10/4/2007**		**10/4/2007**		**10/4/2007**		**9/21/2007**	
Units:		**mg/kg**	**Q**	**mg/kg**	**Q**	**mg/kg**	**Q**	**mg/kg**	**Q**	**mg/kg**	**Q**	**mg/kg**	**Q**
Methylene chloride	500	0.063	BJ	0.007	BJ	0.008	BJ	0.013	BJ	0.01	BJ	0.011	U
Acetone	500	3.1	D	0.011	U	0.014	U	1.1	DB	1.5	DB	0.011	U
Carbon disulfide	*500*	0.089	U	0.011	U	0.014	U	0.004	J	0.023	U	0.011	U
2-Butanone	500	0.61		0.011	U	0.014	U	0.19		0.18		0.011	U
Benzene	44	0.089	U	0.011	U	0.014	U	0.02	U	0.023	U	0.011	U
Tetrachloroethene	150	0.089	U	0.011	U	0.014	U	0.02	U	0.023	U	0.011	UJ
Toluene	500	0.089	U	0.011	U	0.014	U	0.02	U	0.023	U	0.011	U
Ethylbenzene	390	0.089	U	0.011	U	0.014	U	0.02	U	0.023	U	0.011	U
Styrene	*500*	0.089	U	0.011	U	0.014	U	0.02	U	0.023	U	0.011	U
Xylene (total)	500	0.089	U	0.011	U	0.014	U	0.02	U	0.023	U	0.011	U
Total VOCs		3.773		0.007		0.008		1.307		1.69		0.011	
Total BTEX		ND		ND		ND		ND		ND		ND	
Total TICs		0.565		0.055		0.107		0.135		0.051		ND	

NOTES:
U - Indicates a compound was analyzed for, but not detected. For results marked U, the numerical value is the compound MDL or PQL.
J - Indicates an estimated value.
E - Indicates concentration exceeds the calibrated range of the instrument. Concentrations in diluted sample are lower.
B - Indicates that the analyte was found in the blank as well as the sample. It indicates possible/probable blank contamination.
NA - Indicates that sample was not analyzed.
Q - Indicates laboratory qualifier.
Sample GPESB-1W-7 is a Duplicate Sample of GPESB-1W-6.
Sample GPESB-1WA-4 is a Duplicate Sample of GPESB-1WA-3.
The Restricted Commercial Soil Cleanup Objective was taken from the most recent version of SubPart 375-6.

TABLE 1 (cont.)
CLIFTON OU-2 (OFF-SITE AREA)
SUPPLEMENTAL REMEDIAL INVESTIGATION
VOLATILE ORGANIC COMPOUNDS IN SOIL

Sample Number:	**SubPart 375**	**GPESB-2-2**		**GPESB-2-3**		**GPESB-3W-1**		**GPESB-3W-2**		**GPESB-3W-3**		**GPESB-4-1**	
Lab Sample ID No:	**Protection of**	**0711076-001A**		**0711390-004A**		**0711008-004A**		**0711076-002A**		**0711326-001A**		**0711008-005A**	
Depth(ft bgs):	**Public Health**	**4.5 - 5.0**		**17.5 - 18.5**		**0.5 - 1.0**		**4.5 - 5.0**		**27.0 - 28.0**		**0.5 - 1.0**	
Sample Type:	**Restricted**	**Soil**		**Soil**		**Soil**		**Soil**		**Soil**		**Soil**	
Sample Date:	**Commercial**	**9/24/2007**		**10/1/2007**		**9/21/2007**		**9/24/2007**		**9/28/2007**		**9/21/2007**	
Units:	**SCO**	**mg/kg**	**Q**	**mg/kg**	**Q**	**mg/kg**	**Q**	**mg/kg**	**Q**	**mg/kg**	**Q**	**mg/kg**	**Q**
Methylene chloride	500	0.004	BJ	0.008	BJ	0.013	B	0.003	BJ	0.022	BJ	0.011	U
Acetone	500	0.011	U	0.011	U	0.011	U	0.011	U	1.4	D	0.011	U
Carbon disulfide	*500*	0.011	U	0.011	U	0.011	U	0.011	U	0.007	J	0.011	U
2-Butanone	500	0.011	U	0.011	U	0.011	U	0.011	U	0.37		0.011	U
Benzene	44	0.011	U	0.011	U	0.011	U	0.011	U	0.023	U	0.011	U
Tetrachloroethene	150	0.011	U	0.011	U	0.011	U	0.011	U	0.023	U	0.011	UJ
Toluene	500	0.011	U	0.011	U	0.011	U	0.011	U	0.023	U	0.011	U
Ethylbenzene	390	0.011	U	0.011	U	0.011	U	0.011	U	0.023	U	0.011	U
Styrene	*500*	0.011	U	0.011	U	0.011	U	0.011	U	0.023	U	0.011	U
Xylene (total)	500	0.011	U	0.011	U	0.011	U	0.011	U	0.023	U	0.011	U
Total VOCs		0.004		0.008		0.013		0.003		1.799		0.011	
Total BTEX		ND		ND		ND		ND		ND		ND	
Total TICs		ND		0.027		ND		ND		0.062		ND	

NOTES:
U - Indicates a compound was analyzed for, but not detected. For results marked U, the numerical value is the compound MDL or PQL.
J - Indicates an estimated value.
E - Indicates concentration exceeds the calibrated range of the instrument. Concentrations in diluted sample are lower.
B - Indicates that the analyte was found in the blank as well as the sample. It indicates possible/probable blank contamination.
NA - Indicates that sample was not analyzed.
Q - Indicates laboratory qualifier.
The Restricted Commercial Soil Cleanup Objective was taken from the most recent version of SubPart 375-6.

TABLE 1 (cont.)
CLIFTON OU-2 (OFF-SITE AREA)
SUPPLEMENTAL REMEDIAL INVESTIGATION
VOLATILE ORGANIC COMPOUNDS IN SOIL

Sample Number:	**SubPart 375**	**GPESB-4-2**		**GPESB-4-3**		**GPESB-5W-1**		**GPESB-5W-2**		**GPESB-5W-3**		**GPESB-6W-1**	
Lab Sample ID No:	**Protection of**	**0711076-003A**		**0711326-002A**		**0711008-006A**		**0711076-004A**		**0711272-001A**		**0711008-007A**	
Depth(ft bgs):	**Public Health**	**4.0 - 4.5**		**25.5 - 27.5**		**0.5 - 1.0**		**4.0 - 4.5**		**11.5 - 12.5**		**0.5 - 1.0**	
Sample Type:	**Restricted**	**Soil**		**Soil**		**Soil**		**Soil**		**Soil**		**Soil**	
Sample Date:	**Commercial**	**9/24/2007**		**9/28/2007**		**9/21/2007**		**9/24/2007**		**9/27/2007**		**9/21/2007**	
Units:	**SCO**	**mg/kg**	**Q**	**mg/kg**	**Q**	**mg/kg**	**Q**	**mg/kg**	**Q**	**mg/kg**	**Q**	**mg/kg**	**Q**
Methylene chloride	500	0.003	BJ	0.016	B	0.011	B	0.004	BJ	0.004	BJ	0.011	U
Acetone	500	0.012	U	0.5	D	0.011	U	0.012	U	0.012	U	0.011	U
Carbon disulfide	*500*	0.012	U	0.016	U	0.011	U	0.012	U	0.012	U	0.011	U
2-Butanone	500	0.012	U	0.11		0.011	U	0.012	U	0.012	U	0.011	U
Benzene	44	0.012	U	0.016	U	0.011	U	0.012	U	0.012	U	0.011	U
Tetrachloroethene	150	0.012	U	0.016	U	0.011	U	0.012	U	0.012	U	0.011	U
Toluene	500	0.012	U	0.016	U	0.011	U	0.012	U	0.012	U	0.011	U
Ethylbenzene	390	0.012	U	0.016	U	0.011	U	0.012	U	0.012	U	0.011	U
Styrene	*500*	0.012	U	0.016	U	0.011	U	0.012	U	0.012	U	0.011	U
Xylene (total)	500	0.012	U	0.016	U	0.011	U	0.012	U	0.012	U	0.011	U
Total VOCs		0.003		0.626		0.022		0.004		0.004		0.009	
Total BTEX		ND		ND		0.011		ND		ND		ND	
Total TICs		ND		0.015		ND		ND		ND		ND	

NOTES:
U - Indicates a compound was analyzed for, but not detected. For results marked U, the numerical value is the compound MDL or PQL.
J - Indicates an estimated value.
E - Indicates concentration exceeds the calibrated range of the instrument. Concentrations in diluted sample are lower.
B - Indicates that the analyte was found in the blank as well as the sample. It indicates possible/probable blank contamination.
NA - Indicates that sample was not analyzed.
Q - Indicates laboratory qualifier.
The Restricted Commercial Soil Cleanup Objective was taken from the most recent version of SubPart 375-6.

TABLE 1 (cont.)
CLIFTON OU-2 (OFF-SITE AREA)
SUPPLEMENTAL REMEDIAL INVESTIGATION
VOLATILE ORGANIC COMPOUNDS IN SOIL

Sample Number:	**SubPart 375 Protection of Public Health Restricted Commercial SCO**	**GPESB-6W-2**		**GPESB-6W-3**		**GPESB-6W-4**		**GPESB-6W-5**		**GPESB-6WA-1**		**GPESB-6WA-2**	
Lab Sample ID No:		**0711076-005A**		**0711076-006A**		**0711272-002A**		**0711272-003A**		**0711565-001A**		**0711565-002A**	
Depth(ft bgs):		**1.5 - 2.0**		**2.5 - 3.0**		**12.0 - 13.0**		**21.0 - 22.0**		**0.5 - 2.0**		**5.5 - 6.5**	
Sample Type:		**Soil**		**Soil**		**Soil**		**Soil**		**Soil**		**Soil**	
Sample Date:		**9/24/2007**		**9/24/2007**		**9/27/2007**		**9/27/2007**		**10/3/2007**		**10/3/2007**	
Units:		**mg/kg**	**Q**	**mg/kg**	**Q**	**mg/kg**	**Q**	**mg/kg**	**Q**	**mg/kg**	**Q**	**mg/kg**	**Q**
Methylene chloride	500	0.012	U	0.003	BJ	0.014	U	0.019	BJ	0.007	J	0.007	J
Acetone	500	0.029	J	0.02	U	0.017	J	0.51		0.011	U	0.011	U
Carbon disulfide	*500*	0.012	U	0.02	U	0.014	U	0.006	J	0.011	U	0.011	U
2-Butanone	500	0.012	U	0.02	U	0.014	U	0.15		0.011	U	0.011	U
Benzene	44	0.012	U	0.02	U	0.014	U	0.026	U	0.011	U	0.011	U
Tetrachloroethene	150	0.012	U	0.02	U	0.014	U	0.026	U	0.011	U	0.011	U
Toluene	500	0.012	U	0.02	U	0.014	U	0.026	U	0.011	U	0.011	U
Ethylbenzene	390	0.012	U	0.02	U	0.014	U	0.026	U	0.011	U	0.011	U
Styrene	*500*	0.004	J	0.02	U	0.014	U	0.026	U	0.011	U	0.011	U
Xylene (total)	500	0.012	U	0.02	U	0.006	J	0.026	U	0.011	U	0.011	U
Total VOCs		0.039		0.003		0.028		0.685		0.007		0.007	
Total BTEX		ND		ND		0.006		ND		ND		ND	
Total TICs		ND		ND		0.316		0.024		0.046		0.028	

NOTES:
U - Indicates a compound was analyzed for, but not detected. For results marked U, the numerical value is the compound MDL or PQL.
J - Indicates an estimated value.
E - Indicates concentration exceeds the calibrated range of the instrument. Concentrations in diluted sample are lower.
B - Indicates that the analyte was found in the blank as well as the sample. It indicates possible/probable blank contamination.
NA - Indicates that sample was not analyzed.
Q - Indicates laboratory qualifier.
The Restricted Commercial Soil Cleanup Objective was taken from the most recent version of SubPart 375-6.

TABLE 1 (cont.)
CLIFTON OU-2 (OFF-SITE AREA)
SUPPLEMENTAL REMEDIAL INVESTIGATION
VOLATILE ORGANIC COMPOUNDS IN SOIL

Sample Number:	**SubPart 375**	**GPESB-6WA-3**		**GPESB-6WA-4**		**GPESB-7-1**		**GPESB-7-2**		**GPESB-7-3**		**GPESB-7-4**	
Lab Sample ID No:	**Protection of**	**0711565-003A**		**0711565-004A**		**0711008-008A**		**0711008-009A**		**0711008-010A**		**0711272-004A**	
Depth(ft bgs):	**Public Health**	**13.5 - 14.5**		**24.0 - 25.0**		**0.5 - 1.0**		**2.0 - 2.5**		**3.5 - 4.0**		**12.75 - 13.75**	
Sample Type:	**Restricted**	**Soil**		**Soil**		**Soil**		**Soil**		**Soil**		**Soil**	
Sample Date:	**Commercial**	**10/3/2007**		**10/3/2007**		**9/20/2007**		**9/20/2007**		**9/20/2007**		**9/26/2007**	
Units:	**SCO**	**mg/kg**	**Q**	**mg/kg**	**Q**	**mg/kg**	**Q**	**mg/kg**	**Q**	**mg/kg**	**Q**	**mg/kg**	**Q**
Methylene chloride	500	0.007	J	0.016	J	0.006	BJ	0.012	B	0.015	B	0.013	U
Acetone	500	0.17		0.73	D	0.015	U	0.012	U	0.012	U	0.083	J
Carbon disulfide	*500*	0.005	J	0.013	J	0.015	U	0.012	U	0.012	U	0.002	J
2-Butanone	500	0.045		0.22		0.015	U	0.012	U	0.012	U	0.026	J
Benzene	44	0.013	U	0.026	U	0.015	U	0.012	U	0.012	U	0.013	U
Tetrachloroethene	150	0.013	U	0.026	U	0.015	U	0.012	U	0.012	U	0.013	U
Toluene	500	0.013	U	0.026	U	0.015	U	0.012	U	0.012	U	0.013	U
Ethylbenzene	390	0.003	J	0.026	U	0.015	U	0.012	U	0.012	U	0.011	J
Styrene	*500*	0.013	U	0.026	U	0.015	U	0.012	U	0.012	U	0.013	U
Xylene (total)	500	0.007	J	0.026	U	0.015	U	0.012	U	0.012	U	0.006	J
Total VOCs		0.237		0.979		0.006		0.012		0.015		0.132	
Total BTEX		0.01		ND		ND		ND		ND		0.017	
Total TICs		0.566		0.107		ND		ND		ND		0.704	

NOTES:
U - Indicates a compound was analyzed for, but not detected. For results marked U, the numerical value is the compound MDL or PQL.
J - Indicates an estimated value.
E - Indicates concentration exceeds the calibrated range of the instrument. Concentrations in diluted sample are lower.
B - Indicates that the analyte was found in the blank as well as the sample. It indicates possible/probable blank contamination.
NA - Indicates that sample was not analyzed.
Q - Indicates laboratory qualifier.
The Restricted Commercial Soil Cleanup Objective was taken from the most recent version of SubPart 375-6.

TABLE 1 (cont.)
CLIFTON OU-2 (OFF-SITE AREA)
SUPPLEMENTAL REMEDIAL INVESTIGATION
VOLATILE ORGANIC COMPOUNDS IN SOIL

Sample Number:	**SubPart 375**	**GPESB-7-5**		**GPESB-7A-1**		**GPESB-7A-2**		**GPESB-7A-3**		**GPESB-7A-4**		**GPESB-8W-1**	
Lab Sample ID No:	**Protection of**	**0711272-005A**		**0711443-001A**		**0711443-002A**		**0711565-005A**		**0711565-006A**		**0711008-011A**	
Depth(ft bgs):	**Public Health**	**22.0 - 23.0**		**0.5 - 2.0**		**5.5 - 6.5**		**15.0 - 16.0**		**25.5 - 26.5**		**0.5 - 1.0**	
Sample Type:	**Restricted**	**Soil**		**Soil**		**Soil**		**Soil**		**Soil**		**Soil**	
Sample Date:	**Commercial**	**9/26/2007**		**10/2/2007**		**10/2/2007**		**10/3/2007**		**10/3/2007**		**9/20/2007**	
Units:	**SCO**	**mg/kg**	**Q**	**mg/kg**	**Q**	**mg/kg**	**Q**	**mg/kg**	**Q**	**mg/kg**	**Q**	**mg/kg**	**Q**
Methylene chloride	500	0.026	B	0.007	BJ	0.008	BJ	0.01	J	0.014	J	0.004	BJ
Acetone	500	0.4	D	0.011	U	0.036		0.043		2.1	DB	0.012	U
Carbon disulfide	*500*	0.007	J	0.011	U	0.012	U	0.003	J	0.005	J	0.012	U
2-Butanone	500	0.19		0.011	U	0.009	J	0.016	U	0.23		0.012	U
Benzene	44	0.026	U	0.011	U	0.012	U	0.016	U	0.019	U	0.012	U
Tetrachloroethene	150	0.026	U	0.011	U	0.012	U	0.016	U	0.019	U	0.012	U
Toluene	500	0.026	U	0.011	U	0.012	U	0.004	J	0.019	U	0.012	U
Ethylbenzene	390	0.026	U	0.011	U	0.012	U	0.016		0.019	U	0.012	U
Styrene	*500*	0.026	U	0.011	U	0.012	U	0.029		0.019	U	0.012	U
Xylene (total)	500	0.026	U	0.011	U	0.012	U	0.043		0.019	U	0.012	U
Total VOCs		0.623		0.007		0.053		0.148		2.349		0.004	
Total BTEX		ND		ND		ND		0.063		ND		ND	
Total TICs		0.021		0.009		0.042		4.64		0.07		ND	

NOTES:
U - Indicates a compound was analyzed for, but not detected. For results marked U, the numerical value is the compound MDL or PQL.
J - Indicates an estimated value.
E - Indicates concentration exceeds the calibrated range of the instrument. Concentrations in diluted sample are lower.
B - Indicates that the analyte was found in the blank as well as the sample. It indicates possible/probable blank contamination.
NA - Indicates that sample was not analyzed.
Q - Indicates laboratory qualifier.
The Restricted Commercial Soil Cleanup Objective was taken from the most recent version of SubPart 375-6.

TABLE 1 (cont.)
CLIFTON OU-2 (OFF-SITE AREA)
SUPPLEMENTAL REMEDIAL INVESTIGATION
VOLATILE ORGANIC COMPOUNDS IN SOIL

Sample Number:	**SubPart 375**	**GPESB-8W-2**		**GPESB-8W-3**		**GPESB-8W-4**		**GPESB-8WA-1**		**GPESB-8WA-2**		**GPESB-8WA-3**	
Lab Sample ID No:	**Protection of**	**0711008-012A**		**0711272-006A**		**0711272-007A**		**0711443-003A**		**0711443-004A**		**0711443-005A**	
Depth(ft bgs):	**Public Health**	**2.5 - 3.0**		**6.5 - 7.5**		**22.0 - 23.0**		**0.5 - 2.0**		**5.0 - 6.0**		**15.5 - 16.0**	
Sample Type:	**Restricted**	**Soil**		**Soil**		**Soil**		**Soil**		**Soil**		**Soil**	
Sample Date:	**Commercial**	**9/20/2007**		**9/26/2007**		**9/26/2007**		**10/2/2007**		**10/2/2007**		**10/2/2007**	
Units:	**SCO**	**mg/kg**	**Q**	**mg/kg**	**Q**	**mg/kg**	**Q**	**mg/kg**	**Q**	**mg/kg**	**Q**	**mg/kg**	**Q**
Methylene chloride	500	0.002	BJ	0.009	BJ	0.08	B	0.012	U	0.007	BJ	0.008	BJ
Acetone	500	0.012	U	0.035		0.7		0.012	U	0.14		0.013	U
Carbon disulfide	*500*	0.012	U	0.013	U	0.011	J	0.002	J	0.012	U	0.013	U
2-Butanone	500	0.012	U	0.008	J	0.19		0.012	U	0.04		0.013	U
Benzene	44	0.012	U	0.013	U	0.066	U	0.012	U	0.012	U	0.013	U
Tetrachloroethene	150	0.012	U	0.013	U	0.066	U	0.012	U	0.012	U	0.013	U
Toluene	500	0.012	U	0.013	U	0.066	U	0.012	U	0.012	U	0.013	U
Ethylbenzene	390	0.012	U	0.013	U	0.066	U	0.012	U	0.012	U	0.013	U
Styrene	*500*	0.012	U	0.013	U	0.066	U	0.012	U	0.012	U	0.013	U
Xylene (total)	500	0.012	U	0.013	U	0.066	U	0.012	U	0.012	U	0.013	U
Total VOCs		0.002		0.052		0.981		0.012		0.187		0.008	
Total BTEX		ND		ND		ND		ND		ND		ND	
Total TICs		ND		ND		0.18		0.011		0.038		0.024	

NOTES:
U - Indicates a compound was analyzed for, but not detected. For results marked U, the numerical value is the compound MDL or PQL.
J - Indicates an estimated value.
E - Indicates concentration exceeds the calibrated range of the instrument. Concentrations in diluted sample are lower.
B - Indicates that the analyte was found in the blank as well as the sample. It indicates possible/probable blank contamination.
NA - Indicates that sample was not analyzed.
Q - Indicates laboratory qualifier.
The Restricted Commercial Soil Cleanup Objective was taken from the most recent version of SubPart 375-6.

TABLE 1 (cont.)
CLIFTON OU-2 (OFF-SITE AREA)
SUPPLEMENTAL REMEDIAL INVESTIGATION
VOLATILE ORGANIC COMPOUNDS IN SOIL

Sample Number:	**SubPart 375**	**GPESB-8WA-4**		**GPESB-10-1**		**GPESB-10-2**		**GPESB-10-3**		**GPESB-10-4**		**GPESB-10A-1**	
Lab Sample ID No:	**Protection of**	**0711443-006**		**0711008-013A**		**0711076-007A**		**0711272-008A**		**0711272-009A**		**0711565-007A**	
Depth(ft bgs):	**Public Health**	**21.5 - 22.5**		**0 - 0.5**		**2.5 - 3.0**		**12.33 - 13.33**		**21.0 - 22.0**		**0.5 - 2.0**	
Sample Type:	**Restricted**	**Soil**		**Soil**		**Soil**		**Soil**		**Soil**		**Soil**	
Sample Date:	**Commercial**	**10/2/2007**		**9/21/2007**		**9/24/2007**		**9/27/2007**		**9/27/2007**		**10/3/2007**	
Units:	**SCO**	**mg/kg**	**Q**	**mg/kg**	**Q**	**mg/kg**	**Q**	**mg/kg**	**Q**	**mg/kg**	**Q**	**mg/kg**	**Q**
Methylene chloride	500	0.019	BJ	0.005	BJ	0.004	BJ	0.012	U	0.03	U	0.005	BJ
Acetone	500	0.31		0.011	U	0.012	U	0.16		0.8	D	0.011	U
Carbon disulfide	*500*	0.005	J	0.011	U	0.012	U	0.002	J	0.003	J	0.011	U
2-Butanone	500	0.095		0.011	U	0.012	U	0.039	J	0.17	J	0.011	U
Benzene	44	0.024	U	0.011	U	0.012	U	0.012	U	0.02	U	0.011	U
Tetrachloroethene	150	0.024	U	0.011	U	0.012	U	0.012	U	0.02	U	0.011	U
Toluene	500	0.024	U	0.011	U	0.012	U	0.012	U	0.02	U	0.011	U
Ethylbenzene	390	0.024	U	0.011	U	0.012	U	0.012	U	0.02	U	0.011	U
Styrene	*500*	0.024	U	0.011	U	0.012	U	0.012	U	0.02	U	0.011	U
Xylene (total)	500	0.008	J	0.011	U	0.012	U	0.012	U	0.02	U	0.011	U
Total VOCs		0.437		0.005		0.004		0.212		1.003		0.005	
Total BTEX		0.008		ND		ND		ND		ND		ND	
Total TICs		1.004		ND		ND		ND		0.019		0.042	

NOTES:
U - Indicates a compound was analyzed for, but not detected. For results marked U, the numerical value is the compound MDL or PQL.
J - Indicates an estimated value.
E - Indicates concentration exceeds the calibrated range of the instrument. Concentrations in diluted sample are lower.
B - Indicates that the analyte was found in the blank as well as the sample. It indicates possible/probable blank contamination.
NA - Indicates that sample was not analyzed.
Q - Indicates laboratory qualifier.
The Restricted Commercial Soil Cleanup Objective was taken from the most recent version of SubPart 375-6.

TABLE 1 (cont.)
CLIFTON OU-2 (OFF-SITE AREA)
SUPPLEMENTAL REMEDIAL INVESTIGATION
VOLATILE ORGANIC COMPOUNDS IN SOIL

Sample Number:	**SubPart 375 Protection of Public Health Restricted Commercial SCO**	**GPESB-10A-2**		**GPESB-10A-3**	
Lab Sample ID No:		**0711565-008A**		**0711565-009A**	
Depth(ft bgs):		**5.0 - 6.0**		**12.5 - 13.5**	
Sample Type:		**Soil**		**Soil**	
Sample Date:		**10/3/2007**		**10/3/2007**	
Units:		**mg/kg**	**Q**	**mg/kg**	**Q**
Methylene chloride	500	0.008	BJ	0.007	BJ
Acetone	500	0.064		0.092	
Carbon disulfide	*500*	0.012	U	0.001	J
2-Butanone	500	0.015		0.024	
Benzene	44	0.012	U	0.011	U
Tetrachloroethene	150	0.012	U	0.011	U
Toluene	500	0.012	U	0.011	U
Ethylbenzene	390	0.012	U	0.011	U
Styrene	*500*	0.012	U	0.011	U
Xylene (total)	500	0.012	U	0.011	U
Total VOCs		0.087		0.124	
Total BTEX		ND		ND	
Total TICs		0.049		0.039	

NOTES:
U - Indicates a compound was analyzed for, but not detected. For results marked U, the numerical value is the compound MDL or PQL.
J - Indicates an estimated value.
E - Indicates concentration exceeds the calibrated range of the instrument. Concentrations in diluted sample are lower.
B - Indicates that the analyte was found in the blank as well as the sample. It indicates possible/probable blank contamination.
NA - Indicates that sample was not analyzed.
Q - Indicates laboratory qualifier.
The Restricted Commercial Soil Cleanup Objective was taken from the most recent version of SubPart 375-6.

TABLE 1 (cont.)
CLIFTON OU-2 (OFF-SITE AREA)
SUPPLEMENTAL REMEDIAL INVESTIGATION
VOLATILE ORGANIC COMPOUNDS IN SOIL

Sample Number:	**TB092707**		**FB092807**		**TB092807**		**TB100107**		**TB100207**		**FB100407**	
Lab Sample ID No:	**0711272-010A**		**0711326-003A**		**0711326-004A**		**0711390-005A**		**0711443-007A**		**0711565-010A**	
Depth(ft):	**--**		**--**		**--**		**--**		**--**		**--**	
Sample Type:	**Aqueous**		**Aqueous**		**Aqueous**		**Aqueous**		**Aqueous**		**Aqueous**	
Sample Date:	**9/27/2007**		**9/28/2007**		**9/28/2007**		**10/1/2007**		**10/2/2007**		**10/4/2007**	
Units:	**ug/L**		**ug/L**		**ug/L**		**ug/L**		**ug/L**		**ug/L**	
Methylene chloride	10	U	10	U	10	U	10	U	10	U	10	U
Acetone	10	U	10	U	10	U	10	U	10	U	10	U
Carbon disulfide	10	U	10	U	10	U	10	U	10	U	10	U
2-Butanone	10	U	10	U	10	U	10	U	10	U	10	U
Benzene	10	U	10	U	10	U	10	U	10	U	10	U
Tetrachloroethene	10	U	10	U	10	U	10	U	10	U	10	U
Toluene	10	U	10	U	10	U	10	U	10	U	10	U
Ethylbenzene	10	U	10	U	10	U	10	U	10	U	10	U
Styrene	10	U	10	U	10	U	10	U	10	U	10	U
Xylene (total)	10	U	10	U	10	U	10	U	10	U	10	U
Total VOCs	ND		ND		ND		ND		ND		ND	
Total BTEX	ND		ND		ND		ND		ND		ND	
Total TICs	ND		ND		ND		ND		ND		ND	

NOTES:
U - Indicates a compound was analyzed for, but not detected. For results marked U, the numerical value is the compound MDL or PQL.
J - Indicates an estimated value.
E - Indicates concentration exceeds the calibrated range of the instrument. Concentrations in diluted sample are lower.
B - Indicates that the analyte was found in the blank as well as the sample. It indicates possible/probable blank contamination.
NA - Indicates that sample was not analyzed.
Q - Indicates laboratory qualifier.
The Restricted Commercial Soil Cleanup Objective was taken from the most recent version of SubPart 375-6.

TABLE 1 (cont.)
CLIFTON OU-2 (OFF-SITE AREA)
SUPPLEMENTAL REMEDIAL INVESTIGATION
VOLATILE ORGANIC COMPOUNDS IN SOIL

Sample Number:	**TB100407**		**FB0924_S**		**TB0924**	
Lab Sample ID No:	**0711565-011A**		**0711076-008A**		**0711076-009A**	
Depth(ft):	**--**		**--**		**--**	
Sample Type:	**Aqueous**		**Aqueous**		**Aqueous**	
Sample Date:	**10/4/2007**		**9/24/2007**		**9/24/2007**	
Units:	**ug/L**		**ug/L**		**ug/L**	
Methylene chloride	10	U	10	U	10	U
Acetone	10	U	10	U	10	U
Carbon disulfide	10	U	10	U	10	U
2-Butanone	10	U	10	U	10	U
Benzene	10	U	10	U	10	U
Tetrachloroethene	10	U	10	U	10	U
Toluene	10	U	10	U	10	U
Ethylbenzene	10	U	10	U	10	U
Styrene	10	U	10	U	10	U
Xylene (total)	10	U	10	U	10	U
Total VOCs	ND		ND		ND	
Total BTEX	ND		ND		ND	
Total TICs	ND		ND		ND	

NOTES:
U - Indicates a compound was analyzed for, but not detected. For results marked U, the numerical value is the compound MDL or PQL.
J - Indicates an estimated value.
E - Indicates concentration exceeds the calibrated range of the instrument. Concentrations in diluted sample are lower.
B - Indicates that the analyte was found in the blank as well as the sample. It indicates possible/probable blank contamination.
NA - Indicates that sample was not analyzed.
Q - Indicates laboratory qualifier.
The Restricted Commercial Soil Cleanup Objective was taken from the most recent version of SubPart 375-6.

TABLE 4
OFF SITE AREA (89 Willow Ave)
SUPPLEMENTAL REMEDIAL INVESTIGATION
PCBs IN SOIL

Sample Number:	**SubPart 375 Protection of Public Health Restricted Commercial SCO**	**GPESB-1W-1**		**GPESB-1W-2**		**GPESB-1W-3**		**GPESB-1W-4**		**GPESB-1W-5**		**GPESB-1W-6**	
Lab Sample ID No:		**0711008-001B**		**0711202-001B**		**0711202-002B**		**0711202-003B**		**0711390-001B**		**0711390-002B**	
Depth (ft bgs):		**0.5 - 1.0**		**1.5 - 2.0**		**4.5 - 5.0**		**4.5 - 5.0**		**17.0 - 17.5**		**31.0 - 32.0**	
Sample Type:		**Soil**		**Soil**		**Soil**		**Soil**		**Soil**		**Soil**	
Sample Date:		**9/21/2007**		**9/21/2007**		**9/21/2007**		**9/21/2007**		**10/1/2007**		**10/1/2007**	
Units:		**mg/kg**	**Q**	**mg/kg**	**Q**	**mg/kg**	**Q**	**mg/kg**	**Q**	**mg/kg**	**Q**	**mg/kg**	**Q**
Aroclor-1016		0.31	U	0.3	U	0.038	U	0.039	U	0.05	U	0.059	U
Aroclor-1221		0.62	U	0.61	U	0.077	U	0.079	U	0.1	U	0.12	U
Aroclor-1232		0.31	U	0.3	U	0.038	U	0.039	U	0.05	U	0.059	U
Aroclor-1242		0.31	U	0.3	U	0.038	U	0.039	U	0.05	U	0.059	U
Aroclor-1248		0.31	U	0.3	U	0.038	U	0.039	U	0.05	U	0.059	U
Aroclor-1254		0.31	U	0.3	U	0.038	U	0.039	U	0.05	U	0.059	U
Aroclor-1260		0.31	U	0.3	U	0.077	U	0.079	U	0.05	U	0.59	U
TOTAL PCB	1	ND		ND		ND		ND		ND		ND	

NOTES:
U - Indicates a compound was analyzed for, but not detected. For results marked U, the numerical value is the compound MDL or PQL.
J - Indicates an estimated value.
E - Indicates concentration exceeds the calibrated range of the instrument. Concentrations in diluted sample are lower.
B - Indicates that the analyte was found in the blank as well as the sample. It indicates possible/probable blank contamination.
NA - Indicates that sample was not analyzed.
Q - Indicates laboratory qualifier.
The Restricted Commercial Soil Cleanup Objective was taken from the most recent version of SubPart 375-6.

TABLE 4 (cont.)
OFF SITE AREA (89 Willow Ave)
SUPPLEMENTAL REMEDIAL INVESTIGATION
PCBs IN SOIL

Sample Number:	**SubPart 375 Protection of Public Health Restricted Commercial SCO**	**GPESB-1W-7**		**GPESB-1WA-1**		**GPESB-1WA-2**		**GPESB-1WA-3**		**GPESB-1WA-4**		**GPESB-2-1**	
Lab Sample ID No:		**0711390-003B**		**0711566-001B**		**0711566-002B**		**0711566-003B**		**0711566-004B**		**0711008-003B**	
Depth (ft bgs):		**35.0 - 36.0**		**0.5 - 2.0**		**5.5 - 6.5**		**22.25 - 23.25**		**25.0 - 26.0**		**0.5 - 1.0**	
Sample Type:		**Soil**		**Soil**		**Soil**		**Soil**		**Soil**		**Soil**	
Sample Date:		**10/1/2007**		**10/4/2007**		**10/4/2007**		**10/4/2007**		**10/4/2007**		**9/21/2007**	
Units:		**mg/kg**	**Q**	**mg/kg**	**Q**	**mg/kg**	**Q**	**mg/kg**	**Q**	**mg/kg**	**Q**	**mg/kg**	**Q**
Aroclor-1016		0.059	U	0.15	U	0.046	U	0.065	U	0.076	U	0.037	U
Aroclor-1221		0.12	U	0.3	U	0.093	U	0.13	U	0.15	U	0.074	U
Aroclor-1232		0.059	U	0.15	U	0.046	U	0.065	U	0.076	U	0.037	U
Aroclor-1242		0.059	U	0.15	U	0.046	U	0.065	U	0.076	U	0.037	U
Aroclor-1248		0.059	U	0.15	U	0.046	U	0.065	U	0.076	U	0.037	U
Aroclor-1254		0.059	U	0.15	U	0.046	U	0.065	U	0.076	U	0.037	U
Aroclor-1260		0.059	U	0.15	U	0.046	U	0.065	U	0.076	U	0.037	U
TOTAL PCB	1	ND		ND		ND		ND		ND		ND	

NOTES:
U - Indicates a compound was analyzed for, but not detected. For results marked U, the numerical value is the compound MDL or PQL.
J - Indicates an estimated value.
E - Indicates concentration exceeds the calibrated range of the instrument. Concentrations in diluted sample are lower.
B - Indicates that the analyte was found in the blank as well as the sample. It indicates possible/probable blank contamination.
NA - Indicates that sample was not analyzed.
Q - Indicates laboratory qualifier.
The Restricted Commercial Soil Cleanup Objective was taken from the most recent version of SubPart 375-6.

TABLE 4 (cont.)
OFF SITE AREA (89 Willow Ave)
SUPPLEMENTAL REMEDIAL INVESTIGATION
PCBs IN SOIL

Sample Number:	**SubPart 375 Protection of Public Health Restricted Commercial SCO**	**GPESB-2-2**		**GPESB-2-3**		**GPESB-3W-1**		**GPESB-3W-2**		**GPESB-3W-3**		**GPESB-4-1**	
Lab Sample ID No:		**0711076-001B**		**0711390-004B**		**0711008-004**		**0711076-002B**		**0711326-001B**		**0711008-005B**	
Depth (ft bgs):		**4.5 - 5.0**		**17.5 - 18.5**		**0.5 - 1.0**		**4.5 - 5.0**		**27.0 - 28.0**		**0.5 - 1.0**	
Sample Type:		**Soil**		**Soil**		**Soil**		**Soil**		**Soil**		**Soil**	
Sample Date:		**9/24/2007**		**10/1/2007**		**9/21/2007**		**9/24/2007**		**9/28/2007**		**9/21/2007**	
Units:		**mg/kg**	**Q**	**mg/kg**	**Q**	**mg/kg**	**Q**	**mg/kg**	**Q**	**mg/kg**	**Q**	**mg/kg**	**Q**
Aroclor-1016		0.038	U	0.038	U	0.037	U	0.038	U	0.077	U	0.038	U
Aroclor-1221		0.076	U	0.077	U	0.074	U	0.077	U	0.16	U	0.076	U
Aroclor-1232		0.038	U	0.038	U	0.037	U	0.038	U	0.077	U	0.038	U
Aroclor-1242		0.038	U	0.038	U	0.037	U	0.038	U	0.077	U	0.038	U
Aroclor-1248		0.038	U	0.038	U	0.037	U	0.038	U	0.077	U	0.038	U
Aroclor-1254		0.038	U	0.038	U	0.037	U	0.038	U	0.077	U	0.038	U
Aroclor-1260		0.038	U	0.038	U	0.037	U	0.038	U	0.077	U	0.038	U
TOTAL PCB	1	ND		ND		ND		ND		ND		ND	

NOTES:
U - Indicates a compound was analyzed for, but not detected. For results marked U, the numerical value is the compound MDL or PQL.
J - Indicates an estimated value.
E - Indicates concentration exceeds the calibrated range of the instrument. Concentrations in diluted sample are lower.
B - Indicates that the analyte was found in the blank as well as the sample. It indicates possible/probable blank contamination.
NA - Indicates that sample was not analyzed.
Q - Indicates laboratory qualifier.
The Restricted Commercial Soil Cleanup Objective was taken from the most recent version of SubPart 375-6.

TABLE 4 (cont.)
OFF SITE AREA (89 Willow Ave)
SUPPLEMENTAL REMEDIAL INVESTIGATION
PCBs IN SOIL

Sample Number:	**SubPart 375 Protection of Public Health Restricted Commercial SCO**	**GPESB-4-2**		**GPESB-4-3**		**GPESB-5W-1**		**GPESB-5W-2**		**GPESB-5W-3**		**GPESB-6W-1 (1)**	
Lab Sample ID No:		**0711076-003B**		**0711326-002B**		**0711008-006B**		**0711076-004B**		**0711272-001B**		**0711008-007B**	
Depth (ft bgs):		**4.0 - 4.5**		**25.5 - 27.5**		**0.5 - 1.0**		**4.0 - 4.5**		**11.5 - 12.5**		**0.5 - 1.0**	
Sample Type:		**Soil**		**Soil**		**Soil**		**Soil**		**Soil**		**Soil**	
Sample Date:		**9/24/2007**		**9/28/2007**		**9/21/2007**		**9/24/2007**		**9/27/2007**		**9/21/2007**	
Units:		**mg/kg**	**Q**	**mg/kg**	**Q**	**mg/kg**	**Q**	**mg/kg**	**Q**	**mg/kg**	**Q**	**mg/kg**	**Q**
Aroclor-1016		0.039	U	0.053	U	0.3	U	0.039	U	0.039	U	1.2	U
Aroclor-1221		0.078	U	0.11	U	0.61	U	0.079	U	0.078	U	2.4	U
Aroclor-1232		0.039	U	0.053	U	0.3	U	0.039	U	0.039	U	1.2	U
Aroclor-1242		0.039	U	0.053	U	0.3	U	0.039	U	0.039	U	1.2	U
Aroclor-1248		0.039	U	0.053	U	0.3	U	0.039	U	0.039	U	1.2	U
Aroclor-1254		0.039	U	0.053	U	0.3	U	0.039	U	0.039	U	1.2	U
Aroclor-1260		0.039	U	0.053	U	0.3	U	0.039	U	0.039	U	1.2	U
TOTAL PCB	1	ND		ND		ND		ND		ND		ND	

NOTES:
U - Indicates a compound was analyzed for, but not detected. For results marked U, the numerical value is the compound MDL or PQL.
J - Indicates an estimated value.
E - Indicates concentration exceeds the calibrated range of the instrument. Concentrations in diluted sample are lower.
B - Indicates that the analyte was found in the blank as well as the sample. It indicates possible/probable blank contamination.
NA - Indicates that sample was not analyzed.
Q - Indicates laboratory qualifier.
The Restricted Commercial Soil Cleanup Objective was taken from the most recent version of SubPart 375-6.
(1) - Based on the results of the data validation, the PCB results for GPESB-6W-1 are considered not useable.

TABLE 4 (cont.)
OFF SITE AREA (89 Willow Ave)
SUPPLEMENTAL REMEDIAL INVESTIGATION
PCBs IN SOIL

Sample Number:	**SubPart 375 Protection of Public Health Restricted Commercial SCO**	**GPESB-6W-2 (1)**		**GPESB-6W-3**		**GPESB-6W-4**		**GPESB-6W-5**		**GPESB-6WA-1**		**GPESB-6WA-2**	
Lab Sample ID No:		**0711076-005B**		**0711076-006B**		**0711272-002B**		**0711272-003B**		**0711565-001B**		**0711565-002B**	
Depth (ft bgs):		**1.5 - 2.0**		**2.5 - 3.0**		**12.0 - 13.0**		**21.0 - 22.0**		**0.5 - 2.0**		**5.5 - 6.5**	
Sample Type:		**Soil**		**Soil**		**Soil**		**Soil**		**Soil**		**Soil**	
Sample Date:		**9/24/2007**		**9/24/2007**		**9/27/2007**		**9/27/2007**		**10/3/2007**		**10/3/2007**	
Units:		**mg/kg**	**Q**	**mg/kg**	**Q**	**mg/kg**	**Q**	**mg/kg**	**Q**	**mg/kg**	**Q**	**mg/kg**	**Q**
Aroclor-1016		16	U	0.53	U	0.047	U	0.087	U	0.037	U	0.038	U
Aroclor-1221		33	U	1.1	U	0.095	U	0.18	U	0.075	U	0.077	U
Aroclor-1232		16	U	0.53	U	0.047	U	0.087	U	0.037	U	0.038	U
Aroclor-1242		16	U	0.53	U	0.047	U	0.087	U	0.037	U	0.038	U
Aroclor-1248		16	U	0.53	U	0.047	U	0.087	U	0.037	U	0.038	U
Aroclor-1254		16	U	0.53	U	0.047	U	0.087	U	0.037	U	0.038	U
Aroclor-1260		16	U	0.53	U	0.047	U	0.087	U	0.037	U	0.038	U
TOTAL PCB	1	ND		ND		ND		ND		ND		ND	

NOTES:
U - Indicates a compound was analyzed for, but not detected. For results marked U, the numerical value is the compound MDL or PQL.
J - Indicates an estimated value.
E - Indicates concentration exceeds the calibrated range of the instrument. Concentrations in diluted sample are lower.
B - Indicates that the analyte was found in the blank as well as the sample. It indicates possible/probable blank contamination.
NA - Indicates that sample was not analyzed.
Q - Indicates laboratory qualifier.
The Restricted Commercial Soil Cleanup Objective was taken from the most recent version of SubPart 375-6.
(1) - Based on the results of the data validation, the PCB results for GPESB-6W-1 are considered not useable.

TABLE 4 (cont.)
OFF SITE AREA (89 Willow Ave)
SUPPLEMENTAL REMEDIAL INVESTIGATION
PCBs IN SOIL

Sample Number:	**SubPart 375 Protection of Public Health Restricted Commercial SCO**	**GPESB-6WA-4**		**GPESB-7-1**		**GPESB-7-2**		**GPESB-7-3**		**GPESB-7-4**		**GPESB-7-5**	
Lab Sample ID No:		**0711565-004B**		**0711008-008B**		**0711008-009B**		**0711008-010B**		**0711272-004B**		**0711272-005B**	
Depth (ft bgs):		**24.0 - 25.0**		**0.5 - 1.0**		**2.0 - 2.5**		**3.5 - 4.0**		**12.75 - 13.75**		**22.0 - 23.0**	
Sample Type:		**Soil**		**Soil**		**Soil**		**Soil**		**Soil**		**Soil**	
Sample Date:		**10/3/2007**		**9/20/2007**		**9/20/2007**		**9/20/2007**		**9/26/2007**		**9/26/2007**	
Units:		**mg/kg**	**Q**	**mg/kg**	**Q**	**mg/kg**	**Q**	**mg/kg**	**Q**	**mg/kg**	**Q**	**mg/kg**	**Q**
Aroclor-1016		0.085	U	0.051	U	0.62	U	0.04	U	0.044	U	0.085	U
Aroclor-1221		0.17	U	0.1	U	1.2	U	0.082	U	0.089	U	0.17	U
Aroclor-1232		0.085	U	0.051	U	0.62	U	0.04	U	0.044	U	0.085	U
Aroclor-1242		0.085	U	0.051	U	0.62	U	0.04	U	0.044	U	0.085	U
Aroclor-1248		0.085	U	0.051	U	0.62	U	0.04	U	0.044	U	0.085	U
Aroclor-1254		0.085	U	0.051	U	0.62	U	0.04	U	0.044	U	0.085	U
Aroclor-1260		0.085	U	0.051	U	0.62	U	0.04	U	0.044	U	0.085	U
TOTAL PCB	1	ND		ND		ND		ND		ND		ND	

NOTES:
U - Indicates a compound was analyzed for, but not detected. For results marked U, the numerical value is the compound MDL or PQL.
J - Indicates an estimated value.
E - Indicates concentration exceeds the calibrated range of the instrument. Concentrations in diluted sample are lower.
B - Indicates that the analyte was found in the blank as well as the sample. It indicates possible/probable blank contamination.
NA - Indicates that sample was not analyzed.
Q - Indicates laboratory qualifier.
The Restricted Commercial Soil Cleanup Objective was taken from the most recent version of SubPart 375-6.

TABLE 4 (cont.)
OFF SITE AREA (89 Willow Ave)
SUPPLEMENTAL REMEDIAL INVESTIGATION
PCBs IN SOIL

Sample Number:	**SubPart 375 Protection of Public Health Restricted Commercial SCO**	**GPESB-7A-1**		**GPESB-7A-2**		**GPESB-7A-4**		**GPESB-8W-1**		**GPESB-8W-2**		**GPESB-8W-3**	
Lab Sample ID No:		**0711443-001B**		**0711443-002B**		**0711565-006B**		**0711008-011B**		**0711008-012B**		**0711272-006B**	
Depth (ft bgs):		**0.5 - 2.0**		**5.5 - 6.5**		**25.5 - 26.5**		**0.5 - 1.0**		**2.5 - 3.0**		**6.5 - 7.5**	
Sample Type:		**Soil**		**Soil**		**Soil**		**Soil**		**Soil**		**Soil**	
Sample Date:		**10/2/2007**		**10/2/2007**		**10/3/2007**		**9/20/2007**		**9/20/2007**		**9/26/2007**	
Units:		**mg/kg**	**Q**	**mg/kg**	**Q**	**mg/kg**	**Q**	**mg/kg**	**Q**	**mg/kg**	**Q**	**mg/kg**	**Q**
Aroclor-1016		0.037	U	0.038	U	0.063	U	0.039	U	0.04	U	0.043	U
Aroclor-1221		0.074	U	0.078	U	0.13	U	0.079	U	0.081	U	0.086	U
Aroclor-1232		0.037	U	0.038	U	0.063	U	0.039	U	0.04	U	0.043	U
Aroclor-1242		0.037	U	0.038	U	0.063	U	0.039	U	0.04	U	0.043	U
Aroclor-1248		0.037	U	0.038	U	0.063	U	0.039	U	0.04	U	0.043	U
Aroclor-1254		0.037	U	0.038	U	0.063	U	0.039	U	0.04	U	0.043	U
Aroclor-1260		0.037	U	0.038	U	0.063	U	0.039	U	0.04	U	0.043	U
TOTAL PCB	1	ND		ND		ND		ND		ND		ND	

NOTES:
U - Indicates a compound was analyzed for, but not detected. For results marked U, the numerical value is the compound MDL or PQL.
J - Indicates an estimated value.
E - Indicates concentration exceeds the calibrated range of the instrument. Concentrations in diluted sample are lower.
B - Indicates that the analyte was found in the blank as well as the sample. It indicates possible/probable blank contamination.
NA - Indicates that sample was not analyzed.
Q - Indicates laboratory qualifier.
The Restricted Commercial Soil Cleanup Objective was taken from the most recent version of SubPart 375-6.

TABLE 4 (cont.)
OFF SITE AREA (89 Willow Ave)
SUPPLEMENTAL REMEDIAL INVESTIGATION
PCBs IN SOIL

Sample Number:	**SubPart 375 Protection of Public Health Restricted Commercial SCO**	**GPESB-8W-4**		**GPESB-8WA-1**		**GPESB-8WA-2**		**GPESB-8WA-3**		**GPESB-8WA-4**		**GPESB-10-1**	
Lab Sample ID No:		**0711272-007B**		**0711443-003B**		**0711443-004B**		**0711443-005B**		**0711443-006B**		**0711008-013B**	
Depth (ft bgs):		**22.0 - 23.0**		**0.5 - 2.0**		**5.0 - 6.0**		**15.5 - 16.0**		**21.5 - 22.5**		**0 - 0.5**	
Sample Type:		**Soil**		**Soil**		**Soil**		**Soil**		**Soil**		**Soil**	
Sample Date:		**9/26/2007**		**10/2/2007**		**10/2/2007**		**10/2/2007**		**10/2/2007**		**9/21/2007**	
Units:		**mg/kg**	**Q**	**mg/kg**	**Q**	**mg/kg**	**Q**	**mg/kg**	**Q**	**mg/kg**	**Q**	**mg/kg**	**Q**
Aroclor-1016		0.11	U	0.04	U	0.038	U	0.042	U	0.078	U	0.037	U
Aroclor-1221		0.22	U	0.081	U	0.077	U	0.086	U	0.16	U	0.074	U
Aroclor-1232		0.11	U	0.04	U	0.038	U	0.042	U	0.078	U	0.037	U
Aroclor-1242		0.11	U	0.04	U	0.038	U	0.042	U	0.078	U	0.037	U
Aroclor-1248		0.11	U	0.04	U	0.038	U	0.042	U	0.078	U	0.037	U
Aroclor-1254		0.11	U	0.04	U	0.038	U	0.042	U	0.078	U	0.037	U
Aroclor-1260		0.11	U	0.04	U	0.038	U	0.042	U	0.078	U	0.037	U
TOTAL PCB	1	ND		ND		ND		ND		ND		ND	

NOTES:
U - Indicates a compound was analyzed for, but not detected. For results marked U, the numerical value is the compound MDL or PQL.
J - Indicates an estimated value.
E - Indicates concentration exceeds the calibrated range of the instrument. Concentrations in diluted sample are lower.
B - Indicates that the analyte was found in the blank as well as the sample. It indicates possible/probable blank contamination.
NA - Indicates that sample was not analyzed.
Q - Indicates laboratory qualifier.
The Restricted Commercial Soil Cleanup Objective was taken from the most recent version of SubPart 375-6.

TABLE 4 (cont.)
OFF SITE AREA (89 Willow Ave)
SUPPLEMENTAL REMEDIAL INVESTIGATION
PCBs IN SOIL

Sample Number:	**SubPart 375 Protection of Public Health Restricted Commercial SCO**	**GPESB-10-2**		**GPESB-10-3**		**GPESB-10-4**		**GPESB-10A-1**		**GPESB-10A-2**		**GPESB-10A-3**	
Lab Sample ID No:		**0711076-007B**		**0711272-008B**		**0711272-009B**		**0711565-007B**		**0711565-008B**		**0711565-009B**	
Depth (ft bgs):		**2.5 - 3.0**		**12.33 - 13.33**		**21.0 - 22.0**		**0.5 - 2.0**		**5.0 - 6.0**		**12.5 - 13.5**	
Sample Type:		**Soil**		**Soil**		**Soil**		**Soil**		**Soil**		**Soil**	
Sample Date:		**9/24/2007**		**9/27/2007**		**9/27/2007**		**10/3/2007**		**10/3/2007**		**10/3/2007**	
Units:		**mg/kg**	**Q**	**mg/kg**	**Q**	**mg/kg**	**Q**	**mg/kg**	**Q**	**mg/kg**	**Q**	**mg/kg**	**Q**
Aroclor-1016		0.038	U	0.04	U	0.067	U	0.037	U	0.038	U	0.037	U
Aroclor-1221		0.077	U	0.082	U	0.14	U	0.075	U	0.078	U	0.075	U
Aroclor-1232		0.038	U	0.04	U	0.067	U	0.037	U	0.038	U	0.037	U
Aroclor-1242		0.038	U	0.04	U	0.067	U	0.037	U	0.038	U	0.037	U
Aroclor-1248		0.038	U	0.04	U	0.067	U	0.037	U	0.038	U	0.037	U
Aroclor-1254		0.038	U	0.04	U	0.067	U	0.037	U	0.038	U	0.037	U
Aroclor-1260		0.038	U	0.04	U	0.067	U	0.037	U	0.038	U	0.037	U
TOTAL PCB	1	ND		ND		ND		ND		ND		ND	

NOTES:
U - Indicates a compound was analyzed for, but not detected. For results marked U, the numerical value is the compound MDL or PQL.
J - Indicates an estimated value.
E - Indicates concentration exceeds the calibrated range of the instrument. Concentrations in diluted sample are lower.
B - Indicates that the analyte was found in the blank as well as the sample. It indicates possible/probable blank contamination.
NA - Indicates that sample was not analyzed.
Q - Indicates laboratory qualifier.
The Restricted Commercial Soil Cleanup Objective was taken from the most recent version of SubPart 375-6.

TABLE 4 (cont.)
OFF SITE AREA (89 Willow Ave)
SUPPLEMENTAL REMEDIAL INVESTIGATION
PCBs IN SOIL

Sample Number:	**FB0924_S**		**FB092807**		**FB100407**	
Lab Sample ID No:	**0711076-008B**		**0711326-003B**		**0711565-010B**	
Depth(ft):	**--**		**--**		**--**	
Sample Type:	**Aqueous**		**Aqueous**		**Aqueous**	
Sample Date:	**9/24/2007**		**9/28/2007**		**10/4/2007**	
Units:	**ug/L**	**Q**	**ug/L**	**Q**	**µg/L**	**Q**
Aroclor-1016	1.0	U	1.0	U	1.0	U
Aroclor-1221	2.0	U	2.0	U	2.0	U
Aroclor-1232	1.0	U	1.0	U	1.0	U
Aroclor-1242	1.0	U	1.0	U	1.0	U
Aroclor-1248	1.0	U	1.0	U	1.0	U
Aroclor-1254	1.0	U	1.0	U	1.0	U
Aroclor-1260	1.0	U	1.0	U	1.0	U
TOTAL PCB	ND		ND		ND	

NOTES:
U - Indicates a compound was analyzed for, but not detected. For results marked U, the numerical value is the compound MDL or PQL.
J - Indicates an estimated value.
E - Indicates concentration exceeds the calibrated range of the instrument. Concentrations in diluted sample are lower.
B - Indicates that the analyte was found in the blank as well as the sample. It indicates possible/probable blank contamination.
NA - Indicates that sample was not analyzed.
Q - Indicates laboratory qualifier.
The Restricted Commercial Soil Cleanup Objective was taken from the most recent version of SubPart 375-6.

Analytical Data Package For

KEYSPAN
PAULUS, SOKOLOWSKI AND SARTOR,LLC
CLIFTON SOIL & GROUNDWATER SAMPLING
SDG NO: PSS112

Water Samples
Received: 9/21/07 & 9/26/07

SAMPLE DATA SUMMARY PACKAGE

SEPTEMBER 2007

H2M LABS, INC.
Environmental Testing Laboratories
575 Broad Hollow Road, Melville, N.Y. 11747

4. SAMPLE REPORTS

4.1 VOLATILES
4.2 SEMIVOLATILES
4.3 PCBs
4.4 METALS

H2M LABS, INC.

QUALIFIERS FOR REPORTING ORGANICS DATA

Value - If the result is a value greater than or equal to the quantification limit, report the value.

U - Indicates compound was analyzed for but not detected. The sample quantitation limit must be corrected for dilution and for percent moisture. For example, 10U for phenol in water if the sample final volume is the protocol-specified final volume. If a 1 to 10 dilution of extract is necessary, the reported limit is 100 U. For a soil sample, the value must also be adjusted for percent moisture. For example, if the sample had 24% moisture and a 1 to 10 dilution factor, the sample quantitation limit for phenol (330 U) would be corrected to:

$$\frac{(300\ U)}{D} \text{ x df where } D = \frac{100\%moisture}{100}$$

and df - dilution factor

$$\text{For example, at 24\% moisture, } D = \frac{100-24}{100} = 0.76$$

$$\frac{(300\ U)}{.76} \text{ x 10 - 4300 U rounded to the appropriate number of significant figures}$$

For semivolatile soil samples, the extract must be concentrated to 0.5 mL, and the sensitivity of the analysis is not compromised by the cleanup procedures. Similarly, pesticide samples subjected to GPC are concentrated to 5.0 mL. Therefore, the CRQL values in Exhibit C will apply to all samples, regardless of cleanup. However, if a sample extract cannot be concentrated to the protocol-specified volume (see Exhibit C), this fact must be accounted for in reporting the sample quantitation limit.

J - Indicates an estimated value. This flag is used either when estimating a concentration for tentatively identified compounds where a 1:1 response is assumed or when the mass spectral data indicates the presence of a compound that meets the identification criteria but the result is less than the specified quantification limit but greater than zero. (e.g.: If limit of quantification is 10 ug/L and a concentration of 3 ug/L is calculated, report as 3J.) The sample quantitation limit must be adjusted for dilution as discussed for the U flag.

N - Indicates presumptive evidence of a compound. This flag is only used for tentatively identified compounds, where the identification is based on a mass spectral library search. It is applied to all TIC results. For generic characterization of a TIC, such as chlorinated hydrocarbon, the N code is not used.

P - This flag is used for a pesticide/Aroclor target analyte when there is greater than 25% difference for detected concentrations between the two GC columns (see Form X). The lower of the two values is reported of Form I with a "P".

C - This flag applies to pesticide results when the identification has been confirmed by GC/MS.. If GC/MS confirmation was attempted but was unsuccessful, do not apply this flag, instead use a Laboratory defined flag, discussed below.

B - This flag is used when the analyte is found in the associated blank as well as in the sample. It indicates possible probable blank contamination and warns the data user to take appropriate action. This flag must be used for a TIC as well as for a positively identified target compound.

E - This flag identified compounds whose concentrations exceed the calibration range of the GC/MS instrument for that specific analysis. If one or more compounds have a response greater than full scale, except as noted in Exhibit D, the sample or extract must be diluted and re-analyzed according to the specifications in Exhibit D. All such compounds with a response greater than full scale should have the concentration flagged with an "E" on the Form I for the original analysis. If the dilution of the extract causes any compounds identified in the first analysis to be below the calibration ranges in the second analysis, then the results of both analyses shall be reported on separate copies of Form I. The Form I for the diluted sample shall have the "DL" suffix appended to the sample number. NOTE: For total xylenes, where three isomers are quantified as two peaks, the calibration range of each peak should be considered separately, e.g. a diluted analysis is not required for total xylenes unless the concentration of the peak representing the single isomer exceed 200 ug/L or the peak representing the two coeluting isomers on that GC column exceed 400 ug/L. Similarly, if the two 1,2-Dichloroethene isomers coelute, a diluted analysis is not required unless the concentration exceed 400 ug/L.

D - This flag identifies all compounds identified in an analysis at a secondary dilution factor. If a sample or extract is re-analyzed at a higher dilution factor, as in the "E" flag above, the "DL" suffix is appended to the sample number on the Form I for the diluted sample, and all concentration values reported on that Form I are flagged with the "D" flag. This flag alerts data users that any discrepancies between the concentrations reported may be due to dilution of the sample or extract.

A - This flag indicates that a TIC is a suspected aldol-condensation product.

X - This flag indicates suspected column bleed.

Y - This flag denotes concentration of tentatively identified compounds (TICs) to be biased low due to matrix interference with internal standard.

Z - Other specific flags may be required to properly define the results. If used, they must be fully described and such description attached to the Sample Data Summary Package and the SDG narrative. Begin by using "X". If more than one flag is required use "Y" and "Z" as needed. If more than five qualifiers are required for a sample result, used the "X" flag to combine several flags as needed. For instance, the "X" flag might combine "A", "B", and "D" flags for some samples. The laboratory defined flags limited to the letters "X", "Y" and "Z".

The combination of flags "BU' or "UB" is expressly prohibited. Blank contaminants are flagged "B" only when they are detected in the sample.

H2M LABS, INC.

QUALIFIERS FOR METALS ANALYSIS

Q (Quality Control) Qualifiers

E - The reported value is estimated because of the presence of interference. An explanatory note is included in the SDG narrative.

M - Duplicate injection precision not met.

N - Matrix spike sample recovery not within control limits.

S - The reported value was determined by the Method of Standard Additions (MSA).

+ - Correlation coefficient for the MSA is less than 0.995

W - Post digestion spike for Furnace AA analysis is out of control limits (85-115%), while sample absorbance is less than 50% of spike absorbance.

* - Duplicate analysis is not within control limits.

C (Concentration) Qualifiers

B - Entered if the reported value is less than the Contract Required Detection Limit (CRDL) but greater than the Instrument Detection Limit (IDL).

U - Entered if the analyte was analyzed for but not detected, i.e., less than the IDL.

M (Method) Qualifiers

P - Analyzed by ICP.
M - Analyzed by ICP-MS
A - Analyzed by Flame AA.
F - Analyzed by Furnace AA.
CV - Analyzed by Manual Cold Vapor techniques.
AV - Analyzed by Automated Cold Vapor techniques.
C - Analyzed by Manual Spectrophotometric Method.
CA- Analyzed by Midi-distillation Spectrophotometric Method.
NR - Analyte not Required.

PSS112 S39

1A

VOLATILE ORGANICS ANALYSIS DATA SHEET

EPA SAMPLE NO.

SB-BW-GW3

Lab Name: H2M LABS, INC. Contract: _____

Lab Code: 10478 Case No.: KEY-PSS SAS No.: _____ SDG No.: PSS112

Matrix: (soil/water) WATER Lab Sample ID: 0711010-001A

Sample wt/vol: 5 (g/mL) ML Lab File ID: 7\P37881.D

Level: (low/med) LOW Date Received: 09/21/07

% Moisture: not dec. Date Analyzed: 09/27/07

GC Column: R-502.2 ID: .53 (mm) Dilution Factor: 1.00

Soil Extract Volume: _____ (µL) Soil Aliquot Volume _____ (µL)

CAS NO.	COMPOUND	CONCENTRATION UNITS: (µg/L or µg/Kg) UG/L	Q
74-87-3	Chloromethane	10	U
74-83-9	Bromomethane	10	U
75-01-4	Vinyl chloride	10	U
75-00-3	Chloroethane	10	U
75-09-2	Methylene chloride	10	U
67-64-1	Acetone	19	
75-35-4	1,1-Dichloroethene	10	U
75-15-0	Carbon disulfide	9	J
75-34-3	1,1-Dichloroethane	10	U
540-59-0	1,2-Dichloroethene (total)	10	U
67-66-3	Chloroform	10	U
107-06-2	1,2-Dichloroethane	10	U
78-93-3	2-Butanone	22	
71-55-6	1,1,1-Trichloroethane	10	U
56-23-5	Carbon tetrachloride	10	U
75-27-4	Bromodichloromethane	10	U
78-87-5	1,2-Dichloropropane	10	U
10061-01-5	cis-1,3-Dichloropropene	10	U
79-01-6	Trichloroethene	10	U
124-48-1	Dibromochloromethane	10	U
79-00-5	1,1,2-Trichloroethane	10	U
71-43-2	Benzene	1	J
10061-02-6	trans-1,3-Dichloropropene	10	U
75-25-2	Bromoform	10	U
108-10-1	4-Methyl-2-pentanone	10	U
591-78-6	2-Hexanone	10	U
127-18-4	Tetrachloroethene	10	U
79-34-5	1,1,2,2-Tetrachloroethane	10	U
108-88-3	Toluene	2	J
108-90-7	Chlorobenzene	10	U
100-41-4	Ethylbenzene	10	U
100-42-5	Styrene	10	U
1330-20-7	Xylene (total)	5	J

PSS112 S40

1F

VOLATILE ORGANICS ANALYSIS DATA SHEET

TENTATIVELY IDENTIFIED COMPOUNDS

EPA SAMPLE NO.

SB-8W-GW3

Lab Name: H2M LABS, INC. Contract: _____

Lab Code: 10478 Case No.: KEY-PSS SAS No.: _____ SDG No.: PSS112

Matrix: (soil/water) WATER Lab Sample ID: 0711010-001A

Sample wt/vol: 5 (g/mL) ML Lab File ID: 7\P37881.D

Level: (low/med) LOW Date Received: 09/21/07

% Moisture: not dec. Date Analyzed: 09/27/07

GC Column: R-502.2 ID: .53 (mm) Dilution Factor: 1.00

Soil Extract Volume: (µl) Soil Aliquot Volume: 0 (µL)

CONCENTRATION UNITS:

Number TICs found: 0 (µg/L or µg/Kg) UG/L

CAS NUMBER	COMPOUND NAME	RT	EST.CONC.	Q

PSS112 S41

1C

SEMIVOLATILE ORGANICS ANALYSIS DATA SHEET

EPA SAMPLE NO.

8W-GW3

Lab Name: H2M LABS, INC. Contract: _____

Lab Code: 10478 Case No.: KEY-PSS SAS No.: _____ SDG No.: PSS112

Matrix: (soil/water) WATER Lab Sample ID: 0711010-001B

Sample wt/vol: 1000 (g/mL) ML Lab File ID: 7\N21935.D

Level: (low/med) LOW Date Received: 09/21/07

% Moisture: Decanted: (Y/N) N Date Extracted: 09/26/07

Concentrated Extract Volume: 1000 (µL) Date Analyzed: 10/04/07

Injection Volume: 2 (µL) Dilution Factor: 1.00

GPC Cleanup: (Y/N) N pH: ____ Extraction: (Type) SEPF

CAS NO.	COMPOUND	CONCENTRATION UNITS: (µg/L or µg/Kg) UG/L	Q
108-95-2	Phenol	10	U
111-44-4	Bis(2-chloroethyl)ether	10	U
95-57-8	2-Chlorophenol	10	U
541-73-1	1,3-Dichlorobenzene	10	U
106-46-7	1,4-Dichlorobenzene	10	U
95-50-1	1,2-Dichlorobenzene	10	U
95-48-7	2-Methylphenol	10	U
108-60-1	2,2'-oxybis(1-Chloropropane)	10	U
106-44-5	4-Methylphenol	10	U
621-64-7	N-Nitroso-di-n-propylamine	10	U
67-72-1	Hexachloroethane	10	U
98-95-3	Nitrobenzene	10	U
78-59-1	Isophorone	10	U
88-75-5	2-Nitrophenol	10	U
105-67-9	2,4-Dimethylphenol	10	U
111-91-1	Bis(2-chloroethoxy)methane	10	U
120-83-2	2,4-Dichlorophenol	10	U
120-82-1	1,2,4-Trichlorobenzene	10	U
91-20-3	Naphthalene	7	J
106-47-8	4-Chloroaniline	10	U
87-68-3	Hexachlorobutadiene	10	U
59-50-7	4-Chloro-3-methylphenol	10	U
91-57-6	2-Methylnaphthalene	10	U
77-47-4	Hexachlorocyclopentadiene	10	U
88-06-2	2,4,6-Trichlorophenol	10	U
95-95-4	2,4,5-Trichlorophenol	25	U
91-58-7	2-Chloronaphthalene	10	U
88-74-4	2-Nitroaniline	25	U
131-11-3	Dimethylphthalate	10	U
208-96-8	Acenaphthylene	10	U
606-20-2	2,6-Dinitrotoluene	10	U
99-09-2	3-Nitroaniline	25	U
83-32-9	Acenaphthene	6	J
51-28-5	2,4-Dinitrophenol	25	U
100-02-7	4-Nitrophenol	25	U
132-64-9	Dibenzofuran	1	J

PSS112 S42

1D

SEMIVOLATILE ORGANICS ANALYSIS DATA SHEET

EPA SAMPLE NO.

8W-GW3

Lab Name: H2M LABS, INC. Contract: _____

Lab Code: 10478 Case No.: KEY-PSS SAS No.: _____ SDG No.: PSS112

Matrix: (soil/water) WATER Lab Sample ID: 0711010-001B

Sample wt/vol: 1000 (g/mL) ML Lab File ID: 7\N21935.D

Level: (low/med) LOW Date Received: 09/21/07

% Moisture: Decanted: (Y/N) N Date Extracted: 09/26/07

Concentrated Extract Volume: 1000 (µL) Date Analyzed: 10/04/07

Injection Volume: 2 (µL) Dilution Factor: 1.00

GPC Cleanup: (Y/N) N pH: ____ Extraction: (Type) SEPF

CAS NO.	COMPOUND	CONCENTRATION UNITS: (µg/L or µg/Kg) UG/L	Q
121-14-2	2,4-Dinitrotoluene	10	U
84-66-2	Diethylphthalate	10	U
7005-72-3	4-Chlorophenyl-phenylether	10	U
86-73-7	Fluorene	12	
100-01-6	4-Nitroaniline	25	U
534-52-1	4,6-Dinitro-2-methylphenol	25	U
86-30-6	N-Nitrosodiphenylamine	10	U
101-55-3	4-Bromophenyl-phenylether	10	U
118-74-1	Hexachlorobenzene	10	U
87-86-5	Pentachlorophenol	25	U
85-01-8	Phenanthrene	10	U
120-12-7	Anthracene	2	J
86-74-8	Carbazole	4	J
84-74-2	Di-n-butyl phthalate	2	J
206-44-0	Fluoranthene	9	J
129-00-0	Pyrene	6	J
85-68-7	Butyl benzyl phthalate	10	U
91-94-1	3,3´-Dichlorobenzidine	10	U
56-55-3	Benzo(a)anthracene	10	U
218-01-9	Chrysene	10	U
117-81-7	Bis(2-ethylhexyl)phthalate	10	U
117-84-0	Di-n-octyl phthalate	10	U
205-99-2	Benzo(b)fluoranthene	10	U
207-08-9	Benzo(k)fluoranthene	10	U
50-32-8	Benzo(a)pyrene	10	U
193-39-5	Indeno(1,2,3-cd)pyrene	10	U
53-70-3	Dibenzo(a,h)anthracene	10	U
191-24-2	Benzo(g,h,i)perylene	10	U

(1) Cannot be separated from Diphenylamine

PSS112 S43

1G

SEMIVOLATILE ORGANICS ANALYSIS DATA SHEET
TENTATIVELY IDENTIFIED COMPOUNDS

EPA SAMPLE NO.

8W-GW3

Lab Name: H2M LABS, INC. Contract: ____

Lab Code: 10478 Case No.: KEY-PSS SAS No.: ____ SDG No.: PSS112

Matrix: (soil/water) WATER Lab Sample ID: 0711010-001B

Sample wt/vol: 1000 (g/mL) ML Lab File ID: 7\N21935.D

Level: (low/med) LOW Date Received: 09/21/07

% Moisture: Decanted:(Y/N) N Date Extracted: 09/26/07

Concentrated Extract Volume: 1000 (µl) Date Analyzed: 10/04/07

Injection Volume: 2 (µl) Dilution Factor: 1.00

GPC Cleanup: (Y/N) N pH: ___ Extraction: (Type) SEPF

CONCENTRATION UNITS:

Number TICs found: 20 (µg/L or µg/Kg) UG/L

CAS NUMBER	COMPOUND NAME	RT	EST.CONC.	Q
1.	unknown (4.13)	4.13	4	J
2.	C3 substituted benzene (5.08)	5.08	3	J
3.	C3 substituted benzene (5.71)	5.71	2	J
4.	C4 substituted benzene	6.74	3	J
5. 016022-08-5	Bicyclo(3_1_1)heptan-2-one, 3,6,6-	7.57	15	JN
6. 000083-33-0	1H-Inden-1-one, 2,3-dihydro-	8.15	2	JN
7. 000090-12-0	Naphthalene, 1-methyl-	8.54	4	JN
8.	unknown (9.28)	9.28	4	J
9.	unknown (10.68)	10.68	4	J
10.	unknown (12.18)	12.18	21	J
11.	unknown (12.39)	12.39	29	J
12. 000132-65-0	Dibenzothiophene	12.91	4	JN
13. 000084-65-1	9,10-Anthracenedione	14.10	3	JN
14. 000081-83-4	1H-Benz(de)isoquinoline-1,3(2H)-di	14.58	6	JN
15. 000301-02-0	9-Octadecenamide, (Z)-	15.32	4	JN
16. 000112-84-5	Erucylamide	16.47	16	JN
17.	unknown (16.53)	16.53	4	J
18.	unknown (17.36)	17.36	3	J
19.	unknown (17.42)	17.42	3	J
20.	unknown (21.91)	21.91	4	J

PSS112 S44

1E

PESTICIDE ORGANICS ANALYSIS DATA SHEET

EPA SAMPLE NO.

8W-GW3

Lab Name: H2M LABS, INC. Contract: _____

Lab Code: 10478 Case No.: KEY-PSS SAS No.: _____ SDG No.: PSS112

Matrix: (soil/water) WATER Lab Sample ID: 0711010-001B

Sample wt/vol: 1000 (g/mL) ML Lab File ID: a00276.raw

% Moisture: Decanted: (Y/N) N Date Received: 09/21/07

Extraction: (Type) SEPF Date Extracted: 09/25/07

Concentrated Extract Volume: 10000 (uL) Date Analyzed: 10/16/07

Injection Volume: 0.5 (uL) Dilution Factor: 1.00

GPC Cleanup: (Y/N) N pH: ____ Sulfur Cleanup: (Y/N) Y

CAS NO	COMPOUND	CONCENTRATION UNITS: (µg/L or µg/Kg) UG/L	Q
12674-11-2	Aroclor 1016	1.0	U
11104-28-2	Aroclor 1221	2.0	U
11141-16-5	Aroclor 1232	1.0	U
53469-21-9	Aroclor 1242	1.0	U
12672-29-6	Aroclor 1248	1.0	U
11097-69-1	Aroclor 1254	1.0	U
11096-82-5	Aroclor 1260	1.0	U

PSS112 S45

U.S. EPA - CLP

1

INORGANIC ANALYSIS DATA SHEET

EPA SAMPLE NO

GPESB-8W-GW3

Lab Name: H2M LABS, INC.

Lab Code: 10478 Case No. SAS No.: SDG No.: PSS112

Matrix (soil/water): WATER Lab Sample ID: 0711010-001

Level (low/med): LOW Date Received: 9/21/2007

% Solids: 0.0

Concentration Units (ug/L or mg/kg dry weight): UG/L

CAS No.	Analyte	Concentration	C	Q	M
7440-38-2	Arsenic	9.1	B		P
7440-39-3	Barium	264			P
7440-43-9	Cadmium	1.2	B		P
7440-47-3	Chromium	41.2			P
57-12-5	Cyanide	450			CA
7439-92-1	Lead	133			P
7439-97-6	Mercury	0.61			CV
7782-49-2	Selenium	2.4	U		P
7440-22-4	Silver	1.5	B		P

Color Before: BROWN Clarity Before: CLOUDY Texture: _____

Color After: COLORLESS Clarity After: CLEAR Artifacts: _____

Comments:

Date Reported: 10/11/2007

PSS112 S46

1A

VOLATILE ORGANICS ANALYSIS DATA SHEET

EPA SAMPLE NO.

TB 092107

Lab Name: H2M LABS, INC. Contract: _____

Lab Code: 10478 Case No.: KEY-PSS SAS No.: _____ SDG No.: PSS112

Matrix: (soil/water) WATER Lab Sample ID: 0711010-002A

Sample wt/vol: 5 (g/mL) ML Lab File ID: 7\P37882.D

Level: (low/med) LOW Date Received: 09/21/07

% Moisture: not dec. Date Analyzed: 09/27/07

GC Column: R-502.2 ID: .53 (mm) Dilution Factor: 1.00

Soil Extract Volume: _____ (µL) Soil Aliquot Volume _____ (µL)

CAS NO.	COMPOUND	CONCENTRATION UNITS: (µg/L or µg/Kg) UG/L	Q
74-87-3	Chloromethane	10	U
74-83-9	Bromomethane	10	U
75-01-4	Vinyl chloride	10	U
75-00-3	Chloroethane	10	U
75-09-2	Methylene chloride	10	U
67-64-1	Acetone	10	U
75-35-4	1,1-Dichloroethene	10	U
75-15-0	Carbon disulfide	10	U
75-34-3	1,1-Dichloroethane	10	U
540-59-0	1,2-Dichloroethene (total)	10	U
67-66-3	Chloroform	10	U
107-06-2	1,2-Dichloroethane	10	U
78-93-3	2-Butanone	10	U
71-55-6	1,1,1-Trichloroethane	10	U
56-23-5	Carbon tetrachloride	10	U
75-27-4	Bromodichloromethane	10	U
78-87-5	1,2-Dichloropropane	10	U
10061-01-5	cis-1,3-Dichloropropene	10	U
79-01-6	Trichloroethene	10	U
124-48-1	Dibromochloromethane	10	U
79-00-5	1,1,2-Trichloroethane	10	U
71-43-2	Benzene	10	U
10061-02-6	trans-1,3-Dichloropropene	10	U
75-25-2	Bromoform	10	U
108-10-1	4-Methyl-2-pentanone	10	U
591-78-6	2-Hexanone	10	U
127-18-4	Tetrachloroethene	10	U
79-34-5	1,1,2,2-Tetrachloroethane	10	U
108-88-3	Toluene	10	U
108-90-7	Chlorobenzene	10	U
100-41-4	Ethylbenzene	10	U
100-42-5	Styrene	10	U
1330-20-7	Xylene (total)	10	U

PSS112 S47

1F

VOLATILE ORGANICS ANALYSIS DATA SHEET

TENTATIVELY IDENTIFIED COMPOUNDS

EPA SAMPLE NO.

TB 092107

Lab Name: H2M LABS, INC. Contract: _____

Lab Code: 10478 Case No.: KEY-PSS SAS No.: _____ SDG No.: PSS112

Matrix: (soil/water) WATER Lab Sample ID: 0711010-002A

Sample wt/vol: 5 (g/mL) ML Lab File ID: 7\P37882.D

Level: (low/med) LOW Date Received: 09/21/07

% Moisture: not dec. Date Analyzed: 09/27/07

GC Column: R-502.2 ID: .53 (mm) Dilution Factor: 1.00

Soil Extract Volume: (µl) Soil Aliquot Volume: 0 (µL)

CONCENTRATION UNITS:

Number TICs found: 0 (µg/L or µg/Kg) UG/L

CAS NUMBER	COMPOUND NAME	RT	EST.CONC.	Q

PSS112 S48

1A

VOLATILE ORGANICS ANALYSIS DATA SHEET

EPA SAMPLE NO.

SB 092107

Lab Name: H2M LABS, INC. Contract: _____

Lab Code: 10478 Case No.: KEY-PSS SAS No.: _____ SDG No.: PSS112

Matrix: (soil/water) WATER Lab Sample ID: 0711010-003A

Sample wt/vol: 5 (g/mL) ML Lab File ID: 7\P37883.D

Level: (low/med) LOW Date Received: 09/21/07

% Moisture: not dec. Date Analyzed: 09/28/07

GC Column: R-502.2 ID: .53 (mm) Dilution Factor: 1.00

Soil Extract Volume: _____ (µL) Soil Aliquot Volume _____ (µL)

CAS NO.	COMPOUND	CONCENTRATION UNITS: (µg/L or µg/Kg) UG/L	Q
74-87-3	Chloromethane	10	U
74-83-9	Bromomethane	10	U
75-01-4	Vinyl chloride	10	U
75-00-3	Chloroethane	10	U
75-09-2	Methylene chloride	10	U
67-64-1	Acetone	10	U
75-35-4	1,1-Dichloroethene	10	U
75-15-0	Carbon disulfide	10	U
75-34-3	1,1-Dichloroethane	10	U
540-59-0	1,2-Dichloroethene (total)	10	U
67-66-3	Chloroform	10	U
107-06-2	1,2-Dichloroethane	10	U
78-93-3	2-Butanone	10	U
71-55-6	1,1,1-Trichloroethane	10	U
56-23-5	Carbon tetrachloride	10	U
75-27-4	Bromodichloromethane	10	U
78-87-5	1,2-Dichloropropane	10	U
10061-01-5	cis-1,3-Dichloropropene	10	U
79-01-6	Trichloroethene	10	U
124-48-1	Dibromochloromethane	10	U
79-00-5	1,1,2-Trichloroethane	10	U
71-43-2	Benzene	10	U
10061-02-6	trans-1,3-Dichloropropene	10	U
75-25-2	Bromoform	10	U
108-10-1	4-Methyl-2-pentanone	10	U
591-78-6	2-Hexanone	10	U
127-18-4	Tetrachloroethene	10	U
79-34-5	1,1,2,2-Tetrachloroethane	10	U
108-88-3	Toluene	10	U
108-90-7	Chlorobenzene	10	U
100-41-4	Ethylbenzene	10	U
100-42-5	Styrene	10	U
1330-20-7	Xylene (total)	10	U

PSS112 S49

1F

VOLATILE ORGANICS ANALYSIS DATA SHEET

TENTATIVELY IDENTIFIED COMPOUNDS

EPA SAMPLE NO.

SB 092107

Lab Name: H2M LABS, INC. Contract: _____

Lab Code: 10478 Case No.: KEY-PSS SAS No.: _____ SDG No.: PSS112

Matrix: (soil/water) WATER Lab Sample ID: 0711010-003A

Sample wt/vol: 5 (g/mL) ML Lab File ID: 7\P37883.D

Level: (low/med) LOW Date Received: 09/21/07

% Moisture: not dec. Date Analyzed: 09/28/07

GC Column: R-502.2 ID: .53 (mm) Dilution Factor: 1.00

Soil Extract Volume: (µl) Soil Aliquot Volume: 0 (µL)

CONCENTRATION UNITS:

Number TICs found: 0 (µg/L or µg/Kg) UG/L

CAS NUMBER	COMPOUND NAME	RT	EST.CONC.	Q

PSS112 S50

1A

VOLATILE ORGANICS ANALYSIS DATA SHEET

EPA SAMPLE NO.

SB-8W-3 (12-17')DL

Lab Name: H2M LABS, INC. Contract: _____

Lab Code: 10478 Case No.: KEY-PSS SAS No.: _____ SDG No.: PSS112

Matrix: (soil/water) WATER Lab Sample ID: 0711203-001ADL

Sample wt/vol: 5 (g/mL) ML Lab File ID: A\A56485.D

Level: (low/med) LOW Date Received: 09/26/07

% Moisture: not dec. Date Analyzed: 10/17/07

GC Column: ZB-624 ID: .18 (mm) Dilution Factor: 2.00

Soil Extract Volume: _____ (µL) Soil Aliquot Volume _____ (µL)

CAS NO.	COMPOUND	CONCENTRATION UNITS: (µg/L or µg/Kg) UG/L	Q
74-87-3	Chloromethane	20	U
74-83-9	Bromomethane	20	U
75-01-4	Vinyl chloride	20	U
75-00-3	Chloroethane	20	U
75-09-2	Methylene chloride	20	U
67-64-1	Acetone	15	DJ
75-35-4	1,1-Dichloroethene	20	U
75-15-0	Carbon disulfide	20	U
75-34-3	1,1-Dichloroethane	20	U
540-59-0	1,2-Dichloroethene (total)	20	U
67-66-3	Chloroform	20	U
107-06-2	1,2-Dichloroethane	20	U
78-93-3	2-Butanone	200	~~B~~
71-55-6	1,1,1-Trichloroethane	20	U
56-23-5	Carbon tetrachloride	20	U
75-27-4	Bromodichloromethane	20	U
78-87-5	1,2-Dichloropropane	20	U
10061-01-5	cis-1,3-Dichloropropene	20	U
79-01-6	Trichloroethene	20	U
124-48-1	Dibromochloromethane	20	U
79-00-5	1,1,2-Trichloroethane	20	U
71-43-2	Benzene	20	U
10061-02-6	trans-1,3-Dichloropropene	20	U
75-25-2	Bromoform	20	U
108-10-1	4-Methyl-2-pentanone	20	U
591-78-6	2-Hexanone	20	U
127-18-4	Tetrachloroethene	20	U
79-34-5	1,1,2,2-Tetrachloroethane	20	U
108-88-3	Toluene	20	U
108-90-7	Chlorobenzene	20	U
100-41-4	Ethylbenzene	20	U
100-42-5	Styrene	20	U
1330-20-7	Xylene (total)	20	U

PSS112 S53

1F

VOLATILE ORGANICS ANALYSIS DATA SHEET

TENTATIVELY IDENTIFIED COMPOUNDS

EPA SAMPLE NO.

SB-8W-3 (12-17')DL

Lab Name: H2M LABS, INC. Contract: _____

Lab Code: 10478 Case No.: KEY-PSS SAS No.: _____ SDG No.: PSS112

Matrix: (soil/water) WATER Lab Sample ID: 0711203-001ADL

Sample wt/vol: 5 (g/mL) ML Lab File ID: A\A56485.D

Level: (low/med) LOW Date Received: 09/26/07

% Moisture: not dec. Date Analyzed: 10/17/07

GC Column: ZB-624 ID: .18 (mm) Dilution Factor: 2.00

Soil Extract Volume: (µl) Soil Aliquot Volume: 0 (µL)

CONCENTRATION UNITS:

Number TICs found: 1 (µg/L or µg/Kg) UG/L

CAS NUMBER	COMPOUND NAME	RT	EST.CONC.	Q
1.	c3-subs_benzene	16.64	17	JDH

JDH 10/18/07

PSS112 S54

1A

VOLATILE ORGANICS ANALYSIS DATA SHEET

EPA SAMPLE NO.

TB092507

Lab Name: H2M LABS, INC. Contract: _____

Lab Code: 10478 Case No.: KEY-PSS SAS No.: _____ SDG No.: PSS112

Matrix: (soil/water) WATER Lab Sample ID: 0711203-002A

Sample wt/vol: 5 (g/mL) ML Lab File ID: 7\P37888.D

Level: (low/med) LOW Date Received: 09/26/07

% Moisture: not dec. Date Analyzed: 09/28/07

GC Column: R-502.2 ID: .53 (mm) Dilution Factor: 1.00

Soil Extract Volume: _____ (µL) Soil Aliquot Volume _____ (µL)

CAS NO.	COMPOUND	CONCENTRATION UNITS: (µg/L or µg/Kg) UG/L	Q
74-87-3	Chloromethane	10	U
74-83-9	Bromomethane	10	U
75-01-4	Vinyl chloride	10	U
75-00-3	Chloroethane	10	U
75-09-2	Methylene chloride	10	U
67-64-1	Acetone	10	U
75-35-4	1,1-Dichloroethene	10	U
75-15-0	Carbon disulfide	10	U
75-34-3	1,1-Dichloroethane	10	U
540-59-0	1,2-Dichloroethene (total)	10	U
67-66-3	Chloroform	10	U
107-06-2	1,2-Dichloroethane	10	U
78-93-3	2-Butanone	3	J
71-55-6	1,1,1-Trichloroethane	10	U
56-23-5	Carbon tetrachloride	10	U
75-27-4	Bromodichloromethane	10	U
78-87-5	1,2-Dichloropropane	10	U
10061-01-5	cis-1,3-Dichloropropene	10	U
79-01-6	Trichloroethene	10	U
124-48-1	Dibromochloromethane	10	U
79-00-5	1,1,2-Trichloroethane	10	U
71-43-2	Benzene	10	U
10061-02-6	trans-1,3-Dichloropropene	10	U
75-25-2	Bromoform	10	U
108-10-1	4-Methyl-2-pentanone	10	U
591-78-6	2-Hexanone	10	U
127-18-4	Tetrachloroethene	10	U
79-34-5	1,1,2,2-Tetrachloroethane	10	U
108-88-3	Toluene	10	U
108-90-7	Chlorobenzene	10	U
100-41-4	Ethylbenzene	10	U
100-42-5	Styrene	10	U
1330-20-7	Xylene (total)	10	U

PSS112 S60

1F

VOLATILE ORGANICS ANALYSIS DATA SHEET

TENTATIVELY IDENTIFIED COMPOUNDS

EPA SAMPLE NO.

TB092507

Lab Name: H2M LABS, INC. Contract: _____

Lab Code: 10478 Case No.: KEY-PSS SAS No.: _____ SDG No.: PSS112

Matrix: (soil/water) WATER Lab Sample ID: 0711203-002A

Sample wt/vol: 5 (g/mL) ML Lab File ID: 7\P37888.D

Level: (low/med) LOW Date Received: 09/26/07

% Moisture: not dec. Date Analyzed: 09/28/07

GC Column: R-502.2 ID: .53 (mm) Dilution Factor: 1.00

Soil Extract Volume: (µl) Soil Aliquot Volume: 0 (µL)

CONCENTRATION UNITS:

Number TICs found: 0 (µg/L or µg/Kg) UG/L

CAS NUMBER	COMPOUND NAME	RT	EST.CONC.	Q

PSS112 S61

Analytical Data Package For

KEYSPAN
PAULUS, SOKOLOWSKI AND SARTOR,LLC
CLIFTON SOIL & GROUNDWATER SAMPLING
SDG NO: PSS116

Water Samples
Received: 10/15/07, 10/16/07 & 10/17/07

SAMPLE DATA SUMMARY PACKAGE

OCTOBER 2007

H2M LABS, INC.
Environmental Testing Laboratories
575 Broad Hollow Road, Melville, N.Y. 11747

H2M LABS, INC.

4. SAMPLE REPORTS

4.1 VOLATILES
4.2 SEMIVOLATILES
4.3 PCBs
4.4 METALS

PSS116.S44

H2M LABS, INC.

QUALIFIERS FOR REPORTING ORGANICS DATA

Value - If the result is a value greater than or equal to the quantification limit, report the value.

U - Indicates compound was analyzed for but not detected. The sample quantitation limit must be corrected for dilution and for percent moisture. For example, 10U for phenol in water if the sample final volume is the protocol-specified final volume. If a 1 to 10 dilution of extract is necessary, the reported limit is 100 U. For a soil sample, the value must also be adjusted for percent moisture. For example, if the sample had 24% moisture and a 1 to 10 dilution factor, the sample quantitation limit for phenol (330 U) would be corrected to:

$$\frac{(300\ U)}{D} \text{ x df where } D = \frac{100\%moisture}{100}$$

and df - dilution factor

For example, at 24% moisture, $D = \frac{100-24}{100} = 0.76$

$$\frac{(300\ U)}{.76} \text{ x 10 - 4300 U rounded to the appropriate number of significant figures}$$

For semivolatile soil samples, the extract must be concentrated to 0.5 mL, and the sensitivity of the analysis is not compromised by the cleanup procedures. Similarly, pesticide samples subjected to GPC are concentrated to 5.0 mL. Therefore, the CRQL values in Exhibit C will apply to all samples, regardless of cleanup. However, if a sample extract cannot be concentrated to the protocol-specified volume (see Exhibit C), this fact must be accounted for in reporting the sample quantitation limit.

J - Indicates an estimated value. This flag is used either when estimating a concentration for tentatively identified compounds where a 1:1 response is assumed or when the mass spectral data indicates the presence of a compound that meets the identification criteria but the result is less than the specified quantification limit but greater than zero. (e.g.: If limit of quantification is 10 ug/L and a concentration of 3 ug/L is calculated, report as 3J.) The sample quantitation limit must be adjusted for dilution as discussed for the U flag.

N - Indicates presumptive evidence of a compound. This flag is only used for tentatively identified compounds, where the identification is based on a mass spectral library search. It is applied to all TIC results. For generic characterization of a TIC, such as chlorinated hydrocarbon, the N code is not used.

P - This flag is used for a pesticide/Aroclor target analyte when there is greater than 25% difference for detected concentrations between the two GC columns (see Form X). The lower of the two values is reported of Form I with a "P".

C - This flag applies to pesticide results when the identification has been confirmed by GC/MS.. If GC/MS confirmation was attempted but was unsuccessful, do not apply this flag, instead use a Laboratory defined flag, discussed below.

PSS116 S45

B - This flag is used when the analyte is found in the associated blank as well as in the sample. It indicates possible probable blank contamination and warns the data user to take appropriate action. This flag must be used for a TIC as well as for a positively identified target compound.

E - This flag identified compounds whose concentrations exceed the calibration range of the GC/MS instrument for that specific analysis. If one or more compounds have a response greater than full scale, except as noted in Exhibit D, the sample or extract must be diluted and re-analyzed according to the specifications in Exhibit D. All such compounds with a response greater than full scale should have the concentration flagged with an "E" on the Form I for the original analysis. If the dilution of the extract causes any compounds identified in the first analysis to be below the calibration ranges in the second analysis, then the results of both analyses shall be reported on separate copies of Form I. The Form I for the diluted sample shall have the "DL" suffix appended to the sample number. NOTE: For total xylenes, where three isomers are quantified as two peaks, the calibration range of each peak should be considered separately, e.g. a diluted analysis is not required for total xylenes unless the concentration of the peak representing the single isomer exceed 200 ug/L or the peak representing the two coeluting isomers on that GC column exceed 400 ug/L. Similarly, if the two 1,2-Dichloroethene isomers coelute, a diluted analysis is not required unless the concentration exceed 400 ug/L.

D - This flag identifies all compounds identified in an analysis at a secondary dilution factor. If a sample or extract is re-analyzed at a higher dilution factor, as in the "E" flag above, the "DL" suffix is appended to the sample number on the Form I for the diluted sample, and all concentration values reported on that Form I are flagged with the "D" flag. This flag alerts data users that any discrepancies between the concentrations reported may be due to dilution of the sample or extract.

A - This flag indicates that a TIC is a suspected aldol-condensation product.

X - This flag indicates suspected column bleed.

Y - This flag denotes concentration of tentatively identified compounds (TICs) to be biased low due to matrix interference with internal standard.

Z - Other specific flags may be required to properly define the results. If used, they must be fully described and such description attached to the Sample Data Summary Package and the SDG narrative. Begin by using "X". If more than one flag is required use "Y" and "Z" as needed. If more than five qualifiers are required for a sample result, used the "X" flag to combine several flags as needed. For instance, the "X" flag might combine "A", "B", and "D" flags for some samples. The laboratory defined flags limited to the letters "X", "Y" and "Z".

The combination of flags "BU" or "UB" is expressly prohibited. Blank contaminants are flagged "B" only when they are detected in the sample.

H2M LABS, INC.

QUALIFIERS FOR METALS ANALYSIS

Q (Quality Control) Qualifiers

E - The reported value is estimated because of the presence of interference. An explanatory note is included in the SDG narrative.

M - Duplicate injection precision not met.

N - Matrix spike sample recovery not within control limits.

S - The reported value was determined by the Method of Standard Additions (MSA).

+ - Correlation coefficient for the MSA is less than 0.995

W - Post digestion spike for Furnace AA analysis is out of control limits (85-115%), while sample absorbance is less than 50% of spike absorbance.

* - Duplicate analysis is not within control limits.

C (Concentration) Qualifiers

B - Entered if the reported value is less than the Contract Required Detection Limit (CRDL) but greater than the Instrument Detection Limit (IDL).

U - Entered if the analyte was analyzed for but not detected, i.e., less than the IDL.

M (Method) Qualifiers

P - Analyzed by ICP.
M - Analyzed by ICP-MS
A - Analyzed by Flame AA.
F - Analyzed by Furnace AA.
CV - Analyzed by Manual Cold Vapor techniques.
AV - Analyzed by Automated Cold Vapor techniques.
C - Analyzed by Manual Spectrophotometric Method.
CA- Analyzed by Midi-distillation Spectrophotometric Method.
NR - Analyte not Required.

PSS116 S47

1A

VOLATILE ORGANICS ANALYSIS DATA SHEET

EPA SAMPLE NO.

5WI

Lab Name: H2M LABS, INC. Contract: _____

Lab Code: 10478 Case No.: KEY-PSS SAS No.: _____ SDG No.: PSS116

Matrix: (soil/water) WATER Lab Sample ID: 0711903-001A

Sample wt/vol: 5 (g/mL) ML Lab File ID: A\A56566.D

Level: (low/med) LOW Date Received: 10/15/07

% Moisture: not dec. Date Analyzed: 10/23/07

GC Column: ZB-624 ID: .18 (mm) Dilution Factor: 1.00

Soil Extract Volume: _____ (µL) Soil Aliquot Volume _____ (µL)

CAS NO.	COMPOUND	CONCENTRATION UNITS: (µg/L or µg/Kg) UG/L	Q
74-87-3	Chloromethane	10	U
74-83-9	Bromomethane	10	U
75-01-4	Vinyl chloride	10	U
75-00-3	Chloroethane	10	U
75-09-2	Methylene chloride	10	U
67-64-1	Acetone	10	U
75-35-4	1,1-Dichloroethene	10	U
75-15-0	Carbon disulfide	10	U
75-34-3	1,1-Dichloroethane	10	U
540-59-0	1,2-Dichloroethene (total)	10	U
67-66-3	Chloroform	10	U
107-06-2	1,2-Dichloroethane	10	U
78-93-3	2-Butanone	10	U
71-55-6	1,1,1-Trichloroethane	10	U
56-23-5	Carbon tetrachloride	10	U
75-27-4	Bromodichloromethane	10	U
78-87-5	1,2-Dichloropropane	10	U
10061-01-5	cis-1,3-Dichloropropene	10	U
79-01-6	Trichloroethene	10	U
124-48-1	Dibromochloromethane	10	U
79-00-5	1,1,2-Trichloroethane	10	U
71-43-2	Benzene	10	U
10061-02-6	trans-1,3-Dichloropropene	10	U
75-25-2	Bromoform	10	U
108-10-1	4-Methyl-2-pentanone	10	U
591-78-6	2-Hexanone	10	U
127-18-4	Tetrachloroethene	10	U
79-34-5	1,1,2,2-Tetrachloroethane	10	U
108-88-3	Toluene	10	U
108-90-7	Chlorobenzene	10	U
100-41-4	Ethylbenzene	10	U
100-42-5	Styrene	10	U
1330-20-7	Xylene (total)	10	U

PSS116 S48

1F

VOLATILE ORGANICS ANALYSIS DATA SHEET

TENTATIVELY IDENTIFIED COMPOUNDS

EPA SAMPLE NO.

5WI

Lab Name: H2M LABS, INC. Contract: _____

Lab Code: 10478 Case No.: KEY-PSS SAS No.: _____ SDG No.: PSS116

Matrix: (soil/water) WATER Lab Sample ID: 0711903-001A

Sample wt/vol: 5 (g/mL) ML Lab File ID: A\A56566.D

Level: (low/med) LOW Date Received: 10/15/07

% Moisture: not dec. Date Analyzed: 10/23/07

GC Column: ZB-624 ID: .18 (mm) Dilution Factor: 1.00

Soil Extract Volume: (µl) Soil Aliquot Volume: 0 (µL)

CONCENTRATION UNITS:

Number TICs found: 0 (µg/L or µg/Kg) UG/L

CAS NUMBER	COMPOUND NAME	RT	EST.CONC.	Q

PSS116 S40

1C

SEMIVOLATILE ORGANICS ANALYSIS DATA SHEET

EPA SAMPLE NO.

GPESB-5WI

Lab Name: H2M LABS, INC. Contract: _____

Lab Code: 10478 Case No.: KEY-PSS SAS No.: _____ SDG No.: PSS116

Matrix: (soil/water) WATER Lab Sample ID: 0711903-001B

Sample wt/vol: 1000 (g/mL) ML Lab File ID: A\C37935.D

Level: (low/med) LOW Date Received: 10/15/07

% Moisture: Decanted: (Y/N) N Date Extracted: 10/18/07

Concentrated Extract Volume: 1000 (µL) Date Analyzed: 10/23/07

Injection Volume: 2 (µL) Dilution Factor: 1.00

GPC Cleanup: (Y/N) N pH: ____ Extraction: (Type) SEPF

CAS NO.	COMPOUND	CONCENTRATION UNITS: (µg/L or µg/Kg) UG/L	Q
108-95-2	Phenol	10	U
111-44-4	Bis(2-chloroethyl)ether	10	U
95-57-8	2-Chlorophenol	10	U
541-73-1	1,3-Dichlorobenzene	10	U
106-46-7	1,4-Dichlorobenzene	10	U
95-50-1	1,2-Dichlorobenzene	10	U
95-48-7	2-Methylphenol	10	U
108-60-1	2,2'-oxybis(1-Chloropropane)	10	U
106-44-5	4-Methylphenol	10	U
621-64-7	N-Nitroso-di-n-propylamine	10	U
67-72-1	Hexachloroethane	10	U
98-95-3	Nitrobenzene	10	U
78-59-1	Isophorone	10	U
88-75-5	2-Nitrophenol	10	U
105-67-9	2,4-Dimethylphenol	10	U
111-91-1	Bis(2-chloroethoxy)methane	10	U
120-83-2	2,4-Dichlorophenol	10	U
120-82-1	1,2,4-Trichlorobenzene	10	U
91-20-3	Naphthalene	10	U
106-47-8	4-Chloroaniline	10	U
87-68-3	Hexachlorobutadiene	10	U
59-50-7	4-Chloro-3-methylphenol	10	U
91-57-6	2-Methylnaphthalene	10	U
77-47-4	Hexachlorocyclopentadiene	10	U
88-06-2	2,4,6-Trichlorophenol	10	U
95-95-4	2,4,5-Trichlorophenol	25	U
91-58-7	2-Chloronaphthalene	10	U
88-74-4	2-Nitroaniline	25	U
131-11-3	Dimethylphthalate	10	U
208-96-8	Acenaphthylene	10	U
606-20-2	2,6-Dinitrotoluene	10	U
99-09-2	3-Nitroaniline	25	U
83-32-9	Acenaphthene	10	U
51-28-5	2,4-Dinitrophenol	25	U
100-02-7	4-Nitrophenol	25	U
132-64-9	Dibenzofuran	10	U

PSS116 S50

1D

SEMIVOLATILE ORGANICS ANALYSIS DATA SHEET

EPA SAMPLE NO.

GPESB-5WI

Lab Name: H2M LABS, INC. Contract: _____

Lab Code: 10478 Case No.: KEY-PSS SAS No.: _____ SDG No.: PSS116

Matrix: (soil/water) WATER Lab Sample ID: 0711903-001B

Sample wt/vol: 1000 (g/mL) ML Lab File ID: A\C37935.D

Level: (low/med) LOW Date Received: 10/15/07

% Moisture: Decanted: (Y/N) N Date Extracted: 10/18/07

Concentrated Extract Volume: 1000 (µL) Date Analyzed: 10/23/07

Injection Volume: 2 (µL) Dilution Factor: 1.00

GPC Cleanup: (Y/N) N pH: ____ Extraction: (Type) SEPF

CAS NO.	COMPOUND	CONCENTRATION UNITS: (µg/L or µg/Kg) UG/L	Q
121-14-2	2,4-Dinitrotoluene	10	U
84-66-2	Diethylphthalate	10	U
7005-72-3	4-Chlorophenyl-phenylether	10	U
86-73-7	Fluorene	10	U
100-01-6	4-Nitroaniline	25	U
534-52-1	4,6-Dinitro-2-methylphenol	25	U
86-30-6	N-Nitrosodiphenylamine	10	U
101-55-3	4-Bromophenyl-phenylether	10	U
118-74-1	Hexachlorobenzene	10	U
87-86-5	Pentachlorophenol	25	U
85-01-8	Phenanthrene	10	U
120-12-7	Anthracene	10	U
86-74-8	Carbazole	10	U
84-74-2	Di-n-butyl phthalate	10	U
206-44-0	Fluoranthene	10	U
129-00-0	Pyrene	10	U
85-68-7	Butyl benzyl phthalate	10	U
91-94-1	3,3'-Dichlorobenzidine	10	U
56-55-3	Benzo(a)anthracene	10	U
218-01-9	Chrysene	10	U
117-81-7	Bis(2-ethylhexyl)phthalate	10	U
117-84-0	Di-n-octyl phthalate	10	U
205-99-2	Benzo(b)fluoranthene	10	U
207-08-9	Benzo(k)fluoranthene	10	U
50-32-8	Benzo(a)pyrene	10	U
193-39-5	Indeno(1,2,3-cd)pyrene	10	U
53-70-3	Dibenzo(a,h)anthracene	10	U
191-24-2	Benzo(g,h,i)perylene	10	U

(1) Cannot be separated from Diphenylamine

PSS116 S51

1G

EPA SAMPLE NO.

GPESB-5WI

SEMIVOLATILE ORGANICS ANALYSIS DATA SHEET
TENTATIVELY IDENTIFIED COMPOUNDS

Lab Name: H2M LABS, INC. Contract: ____

Lab Code: 10478 Case No.: KEY-PSS SAS No.: ____ SDG No.: PSS116

Matrix: (soil/water) WATER Lab Sample ID: 0711903-001B

Sample wt/vol: 1000 (g/mL) ML Lab File ID: A\C37935.D

Level: (low/med) LOW Date Received: 10/15/07

% Moisture: Decanted:(Y/N) N Date Extracted: 10/18/07

Concentrated Extract Volume: 1000 (µl) Date Analyzed: 10/23/07

Injection Volume: 2 (µl) Dilution Factor: 1.00

GPC Cleanup: (Y/N) N pH: ____ Extraction: (Type) SEPF

CONCENTRATION UNITS:

Number TICs found: 2 (µg/L or µg/Kg) UG/L

CAS NUMBER	COMPOUND NAME	RT	EST.CONC.	Q
1.	dimethylethyl Phenol isomer	10.61	2	J
2. 112-84-5	Erucylamide	16.56	5	JN

PSS116 S52

1E

PESTICIDE ORGANICS ANALYSIS DATA SHEET

EPA SAMPLE NO.

GPESB-5WI

Lab Name: H2M LABS, INC. Contract: _____

Lab Code: 10478 Case No.: KEY-PSS SAS No.: _____ SDG No.: PSS116

Matrix: (soil/water) WATER Lab Sample ID: 0711903-001B

Sample wt/vol: 1000 (g/mL) ML Lab File ID: a00499.raw

% Moisture: Decanted: (Y/N) N Date Received: 10/15/07

Extraction: (Type) SEPF Date Extracted: 10/17/07

Concentrated Extract Volume: 10000 (uL) Date Analyzed: 10/26/07

Injection Volume: 0.5 (uL) Dilution Factor: 1.00

GPC Cleanup: (Y/N) N pH: ____ Sulfur Cleanup: (Y/N) N

CAS NO	COMPOUND	CONCENTRATION UNITS: (µg/L or µg/Kg) UG/L	Q
12674-11-2	Aroclor 1016	1.0	U
11104-28-2	Aroclor 1221	2.0	U
11141-16-5	Aroclor 1232	1.0	U
53469-21-9	Aroclor 1242	1.0	U
12672-29-6	Aroclor 1248	1.0	U
11097-69-1	Aroclor 1254	1.0	U
11096-82-5	Aroclor 1260	1.0	U

PSS116 S53

U.S. EPA - CLP

1

INORGANIC ANALYSIS DATA SHEET

EPA SAMPLE NO

GPESB-5WI

Lab Name: H2M LABS, INC.

Lab Code: 10478 Case No. SAS No.: SDG No.: PSS116

Matrix (soil/water): WATER Lab Sample ID: 0711903-001

Level (low/med): LOW Date Received: 10/15/2007

% Solids: 0.0

Concentration Units (ug/L or mg/kg dry weight): UG/L

CAS No.	Analyte	Concentration	C	Q	M
7440-38-2	Arsenic	1.8	U		P
7440-39-3	Barium	266			P
7440-43-9	Cadmium	0.55	B		P
7440-47-3	Chromium	2.6	B		P
57-12-5	Cyanide	165		N	CA
7439-92-1	Lead	6.8			P
7439-97-6	Mercury	0.10	U		CV
7782-49-2	Selenium	2.4	U		P
7440-22-4	Silver	1.7	B		P

Color Before: COLORLESS Clarity Before: CLEAR Texture: _____

Color After: COLORLESS Clarity After: CLEAR Artifacts: _____

Comments:

Date Reported: 10/29/07

PSS116 S54

1C

SEMIVOLATILE ORGANICS ANALYSIS DATA SHEET

EPA SAMPLE NO.

GPESB-6WIDL

Lab Name: H2M LABS, INC. Contract: _____

Lab Code: 10478 Case No.: KEY-PSS SAS No.: _____ SDG No.: PSS116

Matrix: (soil/water) WATER Lab Sample ID: 0711903-002BDL

Sample wt/vol: 1000 (g/mL) ML Lab File ID: A\C37995.D

Level: (low/med) LOW Date Received: 10/15/07

% Moisture: Decanted: (Y/N) N Date Extracted: 10/18/07

Concentrated Extract Volume: 1000 (µL) Date Analyzed: 10/26/07

Injection Volume: 2 (µL) Dilution Factor: 4.00

GPC Cleanup: (Y/N) N pH: ____ Extraction: (Type) SEPF

CAS NO.	COMPOUND	CONCENTRATION UNITS: (µg/L or µg/Kg) UG/L	Q
108-95-2	Phenol	43	D
111-44-4	Bis(2-chloroethyl)ether	40	U
95-57-8	2-Chlorophenol	40	U
541-73-1	1,3-Dichlorobenzene	40	U
106-46-7	1,4-Dichlorobenzene	40	U
95-50-1	1,2-Dichlorobenzene	40	U
95-48-7	2-Methylphenol	43	D
108-60-1	2,2'-oxybis(1-Chloropropane)	40	U
106-44-5	4-Methylphenol	95	D
621-64-7	N-Nitroso-di-n-propylamine	40	U
67-72-1	Hexachloroethane	40	U
98-95-3	Nitrobenzene	40	U
78-59-1	Isophorone	40	U
88-75-5	2-Nitrophenol	40	U
105-67-9	2,4-Dimethylphenol	59	D
111-91-1	Bis(2-chloroethoxy)methane	40	U
120-83-2	2,4-Dichlorophenol	40	U
120-82-1	1,2,4-Trichlorobenzene	40	U
91-20-3	Naphthalene	250	D
106-47-8	4-Chloroaniline	40	U
87-68-3	Hexachlorobutadiene	40	U
59-50-7	4-Chloro-3-methylphenol	40	U
91-57-6	2-Methylnaphthalene	23	DJ
77-47-4	Hexachlorocyclopentadiene	40	U
88-06-2	2,4,6-Trichlorophenol	40	U
95-95-4	2,4,5-Trichlorophenol	100	U
91-58-7	2-Chloronaphthalene	40	U
88-74-4	2-Nitroaniline	100	U
131-11-3	Dimethylphthalate	40	U
208-96-8	Acenaphthylene	40	U
606-20-2	2,6-Dinitrotoluene	40	U
99-09-2	3-Nitroaniline	100	U
83-32-9	Acenaphthene	6	DJ
51-28-5	2,4-Dinitrophenol	100	U
100-02-7	4-Nitrophenol	100	U
132-64-9	Dibenzofuran	14	DJ

PSS116 SS09

1D

SEMIVOLATILE ORGANICS ANALYSIS DATA SHEET

EPA SAMPLE NO.

GPESB-6WIDL

Lab Name: H2M LABS, INC. Contract: _____

Lab Code: 10478 Case No.: KEY-PSS SAS No.: _____ SDG No.: PSS116

Matrix: (soil/water) WATER Lab Sample ID: 0711903-002BDL

Sample wt/vol: 1000 (g/mL) ML Lab File ID: A\C37995.D

Level: (low/med) LOW Date Received: 10/15/07

% Moisture: Decanted: (Y/N) N Date Extracted: 10/18/07

Concentrated Extract Volume: 1000 (µL) Date Analyzed: 10/26/07

Injection Volume: 2 (µL) Dilution Factor: 4.00

GPC Cleanup: (Y/N) N pH: ____ Extraction: (Type) SEPF

CAS NO.	COMPOUND	CONCENTRATION UNITS: (µg/L or µg/Kg) UG/L	Q
121-14-2	2,4-Dinitrotoluene	40	U
84-66-2	Diethylphthalate	40	U
7005-72-3	4-Chlorophenyl-phenylether	40	U
86-73-7	Fluorene	14	DJ
100-01-6	4-Nitroaniline	100	U
534-52-1	4,6-Dinitro-2-methylphenol	100	U
86-30-6	N-Nitrosodiphenylamine	40	U
101-55-3	4-Bromophenyl-phenylether	40	U
118-74-1	Hexachlorobenzene	40	U
87-86-5	Pentachlorophenol	100	U
85-01-8	Phenanthrene	22	DJ
120-12-7	Anthracene	40	U
86-74-8	Carbazole	33	DJ
84-74-2	Di-n-butyl phthalate	40	U
206-44-0	Fluoranthene	40	U
129-00-0	Pyrene	40	U
85-68-7	Butyl benzyl phthalate	40	U
91-94-1	3,3'-Dichlorobenzidine	40	U
56-55-3	Benzo(a)anthracene	40	U
218-01-9	Chrysene	40	U
117-81-7	Bis(2-ethylhexyl)phthalate	40	U
117-84-0	Di-n-octyl phthalate	40	U
205-99-2	Benzo(b)fluoranthene	40	U
207-08-9	Benzo(k)fluoranthene	40	U
50-32-8	Benzo(a)pyrene	40	U
193-39-5	Indeno(1,2,3-cd)pyrene	40	U
53-70-3	Dibenzo(a,h)anthracene	40	U
191-24-2	Benzo(g,h,i)perylene	40	U

(1) Cannot be separated from Diphenylamine

PSS116 S61

1G

EPA SAMPLE NO.

GPESB-6WIDL

SEMIVOLATILE ORGANICS ANALYSIS DATA SHEET
TENTATIVELY IDENTIFIED COMPOUNDS

Lab Name: H2M LABS, INC. Contract: ____

Lab Code: 10478 Case No.: KEY-PSS SAS No.: ____ SDG No.: PSS116

Matrix: (soil/water) WATER Lab Sample ID: 0711903-002BDL

Sample wt/vol: 1000 (g/mL) ML Lab File ID: A\C37995.D

Level: (low/med) LOW Date Received: 10/15/07

% Moisture: Decanted:(Y/N) N Date Extracted: 10/18/07

Concentrated Extract Volume: 1000 (µl) Date Analyzed: 10/26/07

Injection Volume: 2 (µl) Dilution Factor: 4.00

GPC Cleanup: (Y/N) N pH: ____ Extraction: (Type) SEPF

CONCENTRATION UNITS:

Number TICs found: 10 (µg/L or µg/Kg) UG/L

CAS NUMBER	COMPOUND NAME	RT	EST.CONC.	Q
1.	unknown (6.38)	6.38	9	JD
2.	dimethyl Phenol isomer	6.95	43	JD
3.	Benzothiophene isomer	7.37	20	JD
4. 91-22-5	Quinoline	7.85	32	JNDY
5. 119-65-3	Isoquinoline	8.11	8	JNDY
6.	unknown (8.38)	8.38	10	JD
7. 91-63-4	Quinoline, 2-methyl-	8.59	10	JND
8. 90-12-0	Naphthalene, 1-methyl-	8.65	20	JND
9.	unknown (13.3)	13.30	11	JD
10.	unknown (13.87)	13.87	10	JD

PSS116 S62

1A

VOLATILE ORGANICS ANALYSIS DATA SHEET

EPA SAMPLE NO.

8WS

Lab Name: H2M LABS, INC. Contract: _____

Lab Code: 10478 Case No.: KEY-PSS SAS No.: _____ SDG No.: PSS116

Matrix: (soil/water) WATER Lab Sample ID: 0711903-003A

Sample wt/vol: 5 (g/mL) ML Lab File ID: A\A56568.D

Level: (low/med) LOW Date Received: 10/15/07

% Moisture: not dec. Date Analyzed: 10/23/07

GC Column: ZB-624 ID: .18 (mm) Dilution Factor: 1.00

Soil Extract Volume: _____ (µL) Soil Aliquot Volume _____ (µL)

CAS NO.	COMPOUND	CONCENTRATION UNITS: (µg/L or µg/Kg) UG/L	Q
74-87-3	Chloromethane	10	U
74-83-9	Bromomethane	10	U
75-01-4	Vinyl chloride	10	U
75-00-3	Chloroethane	10	U
75-09-2	Methylene chloride	10	U
67-64-1	Acetone	10	U
75-35-4	1,1-Dichloroethene	10	U
75-15-0	Carbon disulfide	10	U
75-34-3	1,1-Dichloroethane	10	U
540-59-0	1,2-Dichloroethene (total)	10	U
67-66-3	Chloroform	10	U
107-06-2	1,2-Dichloroethane	10	U
78-93-3	2-Butanone	10	U
71-55-6	1,1,1-Trichloroethane	10	U
56-23-5	Carbon tetrachloride	10	U
75-27-4	Bromodichloromethane	10	U
78-87-5	1,2-Dichloropropane	10	U
10061-01-5	cis-1,3-Dichloropropene	10	U
79-01-6	Trichloroethene	10	U
124-48-1	Dibromochloromethane	10	U
79-00-5	1,1,2-Trichloroethane	10	U
71-43-2	Benzene	10	U
10061-02-6	trans-1,3-Dichloropropene	10	U
75-25-2	Bromoform	10	U
108-10-1	4-Methyl-2-pentanone	10	U
591-78-6	2-Hexanone	10	U
127-18-4	Tetrachloroethene	10	U
79-34-5	1,1,2,2-Tetrachloroethane	10	U
108-88-3	Toluene	10	U
108-90-7	Chlorobenzene	10	U
100-41-4	Ethylbenzene	10	U
100-42-5	Styrene	10	U
1330-20-7	Xylene (total)	10	U

PSS116 S65

1F

VOLATILE ORGANICS ANALYSIS DATA SHEET

TENTATIVELY IDENTIFIED COMPOUNDS

EPA SAMPLE NO.

8WS

Lab Name: H2M LABS, INC. Contract: _____

Lab Code: 10478 Case No.: KEY-PSS SAS No.: _____ SDG No.: PSS116

Matrix: (soil/water) WATER Lab Sample ID: 0711903-003A

Sample wt/vol: 5 (g/mL) ML Lab File ID: A\A56568.D

Level: (low/med) LOW Date Received: 10/15/07

% Moisture: not dec. Date Analyzed: 10/23/07

GC Column: ZB-624 ID: .18 (mm) Dilution Factor: 1.00

Soil Extract Volume: (µl) Soil Aliquot Volume: 0 (µL)

CONCENTRATION UNITS:

Number TICs found: 0 (µg/L or µg/Kg) UG/L

CAS NUMBER	COMPOUND NAME	RT	EST.CONC.	Q

PSS116S66

1C

SEMIVOLATILE ORGANICS ANALYSIS DATA SHEET

EPA SAMPLE NO.

GPESB-8WS

Lab Name: H2M LABS, INC. Contract: _____

Lab Code: 10478 Case No.: KEY-PSS SAS No.: _____ SDG No.: PSS116

Matrix: (soil/water) WATER Lab Sample ID: 0711903-003B

Sample wt/vol: 1000 (g/mL) ML Lab File ID: A\C37937.D

Level: (low/med) LOW Date Received: 10/15/07

% Moisture: Decanted: (Y/N) N Date Extracted: 10/18/07

Concentrated Extract Volume: 1000 (µL) Date Analyzed: 10/23/07

Injection Volume: 2 (µL) Dilution Factor: 1.00

GPC Cleanup: (Y/N) N pH: ____ Extraction: (Type) SEPF

CAS NO.	COMPOUND	CONCENTRATION UNITS: (µg/L or µg/Kg) UG/L	Q
108-95-2	Phenol	10	U
111-44-4	Bis(2-chloroethyl)ether	10	U
95-57-8	2-Chlorophenol	10	U
541-73-1	1,3-Dichlorobenzene	10	U
106-46-7	1,4-Dichlorobenzene	10	U
95-50-1	1,2-Dichlorobenzene	10	U
95-48-7	2-Methylphenol	10	U
108-60-1	2,2'-oxybis(1-Chloropropane)	10	U
106-44-5	4-Methylphenol	10	U
621-64-7	N-Nitroso-di-n-propylamine	10	U
67-72-1	Hexachloroethane	10	U
98-95-3	Nitrobenzene	10	U
78-59-1	Isophorone	10	U
88-75-5	2-Nitrophenol	10	U
105-67-9	2,4-Dimethylphenol	10	U
111-91-1	Bis(2-chloroethoxy)methane	10	U
120-83-2	2,4-Dichlorophenol	10	U
120-82-1	1,2,4-Trichlorobenzene	10	U
91-20-3	Naphthalene	10	U
106-47-8	4-Chloroaniline	10	U
87-68-3	Hexachlorobutadiene	10	U
59-50-7	4-Chloro-3-methylphenol	10	U
91-57-6	2-Methylnaphthalene	10	U
77-47-4	Hexachlorocyclopentadiene	10	U
88-06-2	2,4,6-Trichlorophenol	10	U
95-95-4	2,4,5-Trichlorophenol	25	U
91-58-7	2-Chloronaphthalene	10	U
88-74-4	2-Nitroaniline	25	U
131-11-3	Dimethylphthalate	10	U
208-96-8	Acenaphthylene	10	U
606-20-2	2,6-Dinitrotoluene	10	U
99-09-2	3-Nitroaniline	25	U
83-32-9	Acenaphthene	10	U
51-28-5	2,4-Dinitrophenol	25	U
100-02-7	4-Nitrophenol	25	U
132-64-9	Dibenzofuran	10	U

PSS116.S67

1B

SEMIVOLATILE ORGANICS ANALYSIS DATA SHEET

EPA SAMPLE NO.

GPESB-8WS

Lab Name: B2M LABS, INC. Contract: _____

Lab Code: 10478 Case No.: KEY-PSS SAS No.: _____ SDG No.: PSS116

Matrix: (soil/water) WATER Lab Sample ID: 0711903-003B

Sample wt/vol: 1000 (g/mL) ML Lab File ID: A\C37937.D

Level: (low/med) LOW Date Received: 10/15/07

% Moisture: Decanted: (Y/N) N Date Extracted: 10/18/07

Concentrated Extract Volume: 1000 (µL) Date Analyzed: 10/23/07

Injection Volume: 2 (µL) Dilution Factor: 1.00

GPC Cleanup: (Y/N) N pH: ____ Extraction: (Type) SEPF

CAS NO.	COMPOUND	CONCENTRATION UNITS: (µg/L or µg/Kg) UG/L	Q
121-14-2	2,4-Dinitrotoluene	10	U
84-66-2	Diethylphthalate	10	U
7005-72-3	4-Chlorophenyl-phenylether	10	U
86-73-7	Fluorene	10	U
100-01-6	4-Nitroaniline	25	U
534-52-1	4,6-Dinitro-2-methylphenol	25	U
86-30-6	N-Nitrosodiphenylamine	10	U
101-55-3	4-Bromophenyl-phenylether	10	U
118-74-1	Hexachlorobenzene	10	U
87-86-5	Pentachlorophenol	25	U
85-01-8	Phenanthrene	10	U
120-12-7	Anthracene	10	U
86-74-8	Carbazole	10	U
84-74-2	Di-n-butyl phthalate	10	U
206-44-0	Fluoranthene	10	U
129-00-0	Pyrene	10	U
85-68-7	Butyl benzyl phthalate	10	U
91-94-1	3,3'-Dichlorobenzidine	10	U
56-55-3	Benzo(a)anthracene	10	U
218-01-9	Chrysene	10	U
117-81-7	Bis(2-ethylhexyl)phthalate	10	U
117-84-0	Di-n-octyl phthalate	10	U
205-99-2	Benzo(b)fluoranthene	10	U
207-08-9	Benzo(k)fluoranthene	10	U
50-32-8	Benzo(a)pyrene	10	U
193-39-5	Indeno(1,2,3-cd)pyrene	10	U
53-70-3	Dibenzo(a,h)anthracene	10	U
191-24-2	Benzo(g,h,i)perylene	10	U

(1) Cannot be separated from Diphenylamine

PSS116 S68

1G

SEMIVOLATILE ORGANICS ANALYSIS DATA SHEET
TENTATIVELY IDENTIFIED COMPOUNDS

EPA SAMPLE NO.

GPESB-8WS

Lab Name: H2M LABS, INC. Contract: ____

Lab Code: 10478 Case No.: KEY-PSS SAS No.: ____ SDG No.: PSS116

Matrix: (soil/water) WATER Lab Sample ID: 0711903-003B

Sample wt/vol: 1000 (g/mL) ML Lab File ID: A\C37937.D

Level: (low/med) LOW Date Received: 10/15/07

% Moisture: Decanted:(Y/N) N Date Extracted: 10/18/07

Concentrated Extract Volume: 1000 (µl) Date Analyzed: 10/23/07

Injection Volume: 2 (µl) Dilution Factor: 1.00

GPC Cleanup: (Y/N) N pH: ____ Extraction: (Type) SEPF

CONCENTRATION UNITS:
(µg/L or µg/Kg) UG/L

Number TICs found: 4

CAS NUMBER	COMPOUND NAME	RT	EST.CONC.	Q
1.	unknown (4.22)	4.22	2	J
2.	unknown (4.26)	4.26	2	J
3. 57-10-3	n-Hexadecanoic acid	14.03	4	JN
4. 112-84-5	Erucylamide	16.57	3	JN

PSS116.S69

1E

PESTICIDE ORGANICS ANALYSIS DATA SHEET

EPA SAMPLE NO.

GPESB-8WS

Lab Name: H2M LABS, INC. Contract: _____

Lab Code: 10478 Case No.: KEY-PSS SAS No.: _____ SDG No.: PSS116

Matrix: (soil/water) WATER Lab Sample ID: 0711903-003B

Sample wt/vol: 1000 (g/mL) ML Lab File ID: a00501.raw

% Moisture: Decanted: (Y/N) N Date Received: 10/15/07

Extraction: (Type) SEPF Date Extracted: 10/17/07

Concentrated Extract Volume: 10000 (uL) Date Analyzed: 10/26/07

Injection Volume: 0.5 (uL) Dilution Factor: 1.00

GPC Cleanup: (Y/N) N pH: ____ Sulfur Cleanup: (Y/N) N

CAS NO	COMPOUND	CONCENTRATION UNITS: (µg/L or µg/Kg) UG/L	Q
12674-11-2	Aroclor 1016	1.0	U
11104-28-2	Aroclor 1221	2.0	U
11141-16-5	Aroclor 1232	1.0	U
53469-21-9	Aroclor 1242	1.0	U
12672-29-6	Aroclor 1248	1.0	U
11097-69-1	Aroclor 1254	1.0	U
11096-82-5	Aroclor 1260	1.0	U

PSS116 S70

U.S. EPA - CLP

1

INORGANIC ANALYSIS DATA SHEET

EPA SAMPLE NO

GPESB-8WS

Lab Name: H2M LABS, INC.

Lab Code: 10478 Case No. SAS No.: SDG No.: PSS116

Matrix (soil/water): WATER Lab Sample ID: 0711903-003

Level (low/med): LOW Date Received: 10/15/2007

% Solids: 0.0

Concentration Units (ug/L or mg/kg dry weight): UG/L

CAS No.	Analyte	Concentration	C	Q	M
7440-38-2	Arsenic	1.8	U		P
7440-39-3	Barium	199	B		P
7440-43-9	Cadmium	0.32	U		P
7440-47-3	Chromium	0.57	U		P
57-12-5	Cyanide	27.0		N	CA
7439-92-1	Lead	1.4	U		P
7439-97-6	Mercury	0.10	U		CV
7782-49-2	Selenium	2.4	U		P
7440-22-4	Silver	0.47	B		P

Color Before: COLORLESS Clarity Before: CLEAR Texture: _____

Color After: COLORLESS Clarity After: CLEAR Artifacts: _____

Comments:

Date Reported: 10/29/07

PSS116 S71

1A

VOLATILE ORGANICS ANALYSIS DATA SHEET

EPA SAMPLE NO.

TB101507

Lab Name: H2M LABS, INC. Contract: _____

Lab Code: 10478 Case No.: KEY-PSS SAS No.: _____ SDG No.: PSS116

Matrix: (soil/water) WATER Lab Sample ID: 0711903-004A

Sample wt/vol: 5 (g/mL) ML Lab File ID: A\A56561.D

Level: (low/med) LOW Date Received: 10/15/07

% Moisture: not dec. Date Analyzed: 10/22/07

GC Column: ZB-624 ID: .18 (mm) Dilution Factor: 1.00

Soil Extract Volume: _____ (µL) Soil Aliquot Volume _____ (µL)

CONCENTRATION UNITS:

CAS NO.	COMPOUND	(µg/L or µg/Kg) UG/L	Q
74-87-3	Chloromethane	10	U
74-83-9	Bromomethane	10	U
75-01-4	Vinyl chloride	10	U
75-00-3	Chloroethane	10	U
75-09-2	Methylene chloride	10	U
67-64-1	Acetone	6	BJ
75-35-4	1,1-Dichloroethene	10	U
75-15-0	Carbon disulfide	10	U
75-34-3	1,1-Dichloroethane	10	U
540-59-0	1,2-Dichloroethene (total)	10	U
67-66-3	Chloroform	10	U
107-06-2	1,2-Dichloroethane	10	U
78-93-3	2-Butanone	10	U
71-55-6	1,1,1-Trichloroethane	10	U
56-23-5	Carbon tetrachloride	10	U
75-27-4	Bromodichloromethane	10	U
78-87-5	1,2-Dichloropropane	10	U
10061-01-5	cis-1,3-Dichloropropene	10	U
79-01-6	Trichloroethene	10	U
124-48-1	Dibromochloromethane	10	U
79-00-5	1,1,2-Trichloroethane	10	U
71-43-2	Benzene	10	U
10061-02-6	trans-1,3-Dichloropropene	10	U
75-25-2	Bromoform	10	U
108-10-1	4-Methyl-2-pentanone	10	U
591-78-6	2-Hexanone	10	U
127-18-4	Tetrachloroethene	10	U
79-34-5	1,1,2,2-Tetrachloroethane	10	U
108-88-3	Toluene	10	U
108-90-7	Chlorobenzene	10	U
100-41-4	Ethylbenzene	10	U
100-42-5	Styrene	10	U
1330-20-7	Xylene (total)	10	U

PSS116 S72

1F

VOLATILE ORGANICS ANALYSIS DATA SHEET

TENTATIVELY IDENTIFIED COMPOUNDS

EPA SAMPLE NO.

TB101507

Lab Name: H2M LABS, INC. Contract: _____

Lab Code: 10478 Case No.: KEY-PSS SAS No.: _____ SDG No.: PSS116

Matrix: (soil/water) WATER Lab Sample ID: 0711903-004A

Sample wt/vol: 5 (g/mL) ML Lab File ID: A\A56561.D

Level: (low/med) LOW Date Received: 10/15/07

% Moisture: not dec. Date Analyzed: 10/22/07

GC Column: ZB-624 ID: .18 (mm) Dilution Factor: 1.00

Soil Extract Volume: (µl) Soil Aliquot Volume: 0 (µL)

CONCENTRATION UNITS:

Number TICs found: 0 (µg/L or µg/Kg) UG/L

CAS NUMBER	COMPOUND NAME	RT	EST.CONC.	Q

PSS116 S73

1A

VOLATILE ORGANICS ANALYSIS DATA SHEET

EPA SAMPLE NO.

SB101507

Lab Name: H2M LABS, INC. Contract: _____

Lab Code: 10478 Case No.: KEY-PSS SAS No.: _____ SDG No.: PSS116

Matrix: (soil/water) WATER Lab Sample ID: 0711903-005A

Sample wt/vol: 5 (g/mL) ML Lab File ID: A\A56562.D

Level: (low/med) LOW Date Received: 10/15/07

% Moisture: not dec. Date Analyzed: 10/23/07

GC Column: ZB-624 ID: .18 (mm) Dilution Factor: 1.00

Soil Extract Volume: _____ (µL) Soil Aliquot Volume _____ (µL)

CAS NO.	COMPOUND	CONCENTRATION UNITS: (µg/L or µg/Kg) UG/L	Q
74-87-3	Chloromethane	10	U
74-83-9	Bromomethane	10	U
75-01-4	Vinyl chloride	10	U
75-00-3	Chloroethane	10	U
75-09-2	Methylene chloride	10	U
67-64-1	Acetone	10	U
75-35-4	1,1-Dichloroethene	10	U
75-15-0	Carbon disulfide	10	U
75-34-3	1,1-Dichloroethane	10	U
540-59-0	1,2-Dichloroethene (total)	10	U
67-66-3	Chloroform	10	U
107-06-2	1,2-Dichloroethane	10	U
78-93-3	2-Butanone	10	U
71-55-6	1,1,1-Trichloroethane	10	U
56-23-5	Carbon tetrachloride	10	U
75-27-4	Bromodichloromethane	10	U
78-87-5	1,2-Dichloropropane	10	U
10061-01-5	cis-1,3-Dichloropropene	10	U
79-01-6	Trichloroethene	10	U
124-48-1	Dibromochloromethane	10	U
79-00-5	1,1,2-Trichloroethane	10	U
71-43-2	Benzene	10	U
10061-02-6	trans-1,3-Dichloropropene	10	U
75-25-2	Bromoform	10	U
108-10-1	4-Methyl-2-pentanone	10	U
591-78-6	2-Hexanone	10	U
127-18-4	Tetrachloroethene	10	U
79-34-5	1,1,2,2-Tetrachloroethane	10	U
108-88-3	Toluene	10	U
108-90-7	Chlorobenzene	10	U
100-41-4	Ethylbenzene	10	U
100-42-5	Styrene	10	U
1330-20-7	Xylene (total)	10	U

PSS116S74

1F

VOLATILE ORGANICS ANALYSIS DATA SHEET

TENTATIVELY IDENTIFIED COMPOUNDS

EPA SAMPLE NO.

SB101507

Lab Name: H2M LABS, INC. Contract: _____

Lab Code: 10478 Case No.: KEY-PSS SAS No.: _____ SDG No.: PSS116

Matrix: (soil/water) WATER Lab Sample ID: 0711903-005A

Sample wt/vol: 5 (g/mL) ML Lab File ID: A\A56562.D

Level: (low/med) LOW Date Received: 10/15/07

% Moisture: not dec. Date Analyzed: 10/23/07

GC Column: ZB-624 ID: .18 (mm) Dilution Factor: 1.00

Soil Extract Volume: (µl) Soil Aliquot Volume: 0 (µL)

CONCENTRATION UNITS:

Number TICs found: 0 (µg/L or µg/Kg) UG/L

CAS NUMBER	COMPOUND NAME	RT	EST.CONC.	Q

PSS116.S75

1A

VOLATILE ORGANICS ANALYSIS DATA SHEET

EPA SAMPLE NO.

5WS

Lab Name: H2M LABS, INC. Contract: _____

Lab Code: 10478 Case No.: KEY-PSS SAS No.: _____ SDG No.: PSS116

Matrix: (soil/water) WATER Lab Sample ID: 0711951-002A

Sample wt/vol: 5 (g/mL) ML Lab File ID: A\A56581.D

Level: (low/med) LOW Date Received: 10/16/07

% Moisture: not dec. Date Analyzed: 10/23/07

GC Column: ZB-624 ID: .18 (mm) Dilution Factor: 1.00

Soil Extract Volume: _____ (µL) Soil Aliquot Volume _____ (µL)

CAS NO.	COMPOUND	CONCENTRATION UNITS: (µg/L or µg/Kg) UG/L	Q
74-87-3	Chloromethane	10	U
74-83-9	Bromomethane	10	U
75-01-4	Vinyl chloride	10	U
75-00-3	Chloroethane	10	U
75-09-2	Methylene chloride	10	U
67-64-1	Acetone	10	U
75-35-4	1,1-Dichloroethene	10	U
75-15-0	Carbon disulfide	10	U
75-34-3	1,1-Dichloroethane	10	U
540-59-0	1,2-Dichloroethene (total)	10	U
67-66-3	Chloroform	10	U
107-06-2	1,2-Dichloroethane	10	U
78-93-3	2-Butanone	10	U
71-55-6	1,1,1-Trichloroethane	10	U
56-23-5	Carbon tetrachloride	10	U
75-27-4	Bromodichloromethane	10	U
78-87-5	1,2-Dichloropropane	10	U
10061-01-5	cis-1,3-Dichloropropene	10	U
79-01-6	Trichloroethene	10	U
124-48-1	Dibromochloromethane	10	U
79-00-5	1,1,2-Trichloroethane	10	U
71-43-2	Benzene	10	U
10061-02-6	trans-1,3-Dichloropropene	10	U
75-25-2	Bromoform	10	U
108-10-1	4-Methyl-2-pentanone	10	U
591-78-6	2-Hexanone	10	U
127-18-4	Tetrachloroethene	10	U
79-34-5	1,1,2,2-Tetrachloroethane	10	U
108-88-3	Toluene	10	U
108-90-7	Chlorobenzene	10	U
100-41-4	Ethylbenzene	10	U
100-42-5	Styrene	10	U
1330-20-7	Xylene (total)	10	U

DSS116 S23

1F

VOLATILE ORGANICS ANALYSIS DATA SHEET

TENTATIVELY IDENTIFIED COMPOUNDS

EPA SAMPLE NO.

5WS

Lab Name: H2M LABS, INC. Contract: _____

Lab Code: 10478 Case No.: KEY-PSS SAS No.: _____ SDG No.: PSS116

Matrix: (soil/water) WATER Lab Sample ID: 0711951-002A

Sample wt/vol: 5 (g/mL) ML Lab File ID: A\A56581.D

Level: (low/med) LOW Date Received: 10/16/07

% Moisture: not dec. Date Analyzed: 10/23/07

GC Column: ZB-624 ID: .18 (mm) Dilution Factor: 1.00

Soil Extract Volume: (µl) Soil Aliquot Volume: 0 (µL)

CONCENTRATION UNITS:

Number TICs found: 0 (µg/L or µg/Kg) UG/L

CAS NUMBER	COMPOUND NAME	RT	EST.CONC.	Q

PSS116 S84

1C

SEMIVOLATILE ORGANICS ANALYSIS DATA SHEET

EPA SAMPLE NO.

GPESB-5WS

Lab Name: H2M LABS, INC. Contract: _____

Lab Code: 10478 Case No.: KEY-PSS SAS No.: _____ SDG No.: PSS116

Matrix: (soil/water) WATER Lab Sample ID: 0711951-002B

Sample wt/vol: 1000 (g/mL) ML Lab File ID: A\C37960.D

Level: (low/med) LOW Date Received: 10/16/07

% Moisture: Decanted: (Y/N) N Date Extracted: 10/18/07

Concentrated Extract Volume: 1000 (µL) Date Analyzed: 10/24/07

Injection Volume: 2 (µL) Dilution Factor: 1.00

GPC Cleanup: (Y/N) N pH: ____ Extraction: (Type) SEPF

CAS NO.	COMPOUND	CONCENTRATION UNITS: (µg/L or µg/Kg) UG/L	Q
108-95-2	Phenol	10	U
111-44-4	Bis(2-chloroethyl)ether	10	U
95-57-8	2-Chlorophenol	10	U
541-73-1	1,3-Dichlorobenzene	10	U
106-46-7	1,4-Dichlorobenzene	10	U
95-50-1	1,2-Dichlorobenzene	10	U
95-48-7	2-Methylphenol	10	U
108-60-1	2,2'-oxybis(1-Chloropropane)	10	U
106-44-5	4-Methylphenol	10	U
621-64-7	N-Nitroso-di-n-propylamine	10	U
67-72-1	Hexachloroethane	10	U
98-95-3	Nitrobenzene	10	U
78-59-1	Isophorone	10	U
88-75-5	2-Nitrophenol	10	U
105-67-9	2,4-Dimethylphenol	10	U
111-91-1	Bis(2-chloroethoxy)methane	10	U
120-83-2	2,4-Dichlorophenol	10	U
120-82-1	1,2,4-Trichlorobenzene	10	U
91-20-3	Naphthalene	10	U
106-47-8	4-Chloroaniline	10	U
87-68-3	Hexachlorobutadiene	10	U
59-50-7	4-Chloro-3-methylphenol	10	U
91-57-6	2-Methylnaphthalene	10	U
77-47-4	Hexachlorocyclopentadiene	10	U
88-06-2	2,4,6-Trichlorophenol	10	U
95-95-4	2,4,5-Trichlorophenol	25	U
91-58-7	2-Chloronaphthalene	10	U
88-74-4	2-Nitroaniline	25	U
131-11-3	Dimethylphthalate	10	U
208-96-8	Acenaphthylene	10	U
606-20-2	2,6-Dinitrotoluene	10	U
99-09-2	3-Nitroaniline	25	U
83-32-9	Acenaphthene	10	U
51-28-5	2,4-Dinitrophenol	25	U
100-02-7	4-Nitrophenol	25	U
132-64-9	Dibenzofuran	10	U

PSS116 S85

1D

SEMIVOLATILE ORGANICS ANALYSIS DATA SHEET

EPA SAMPLE NO.

GPESB-5WS

Lab Name: H2M LABS, INC. Contract: _____

Lab Code: 10478 Case No.: KEY-PSS SAS No.: _____ SDG No.: PSS116

Matrix: (soil/water) WATER Lab Sample ID: 0711951-002B

Sample wt/vol: 1000 (g/mL) ML Lab File ID: A\C37960.D

Level: (low/med) LOW Date Received: 10/16/07

% Moisture: Decanted: (Y/N) N Date Extracted: 10/18/07

Concentrated Extract Volume: 1000 (µL) Date Analyzed: 10/24/07

Injection Volume: 2 (µL) Dilution Factor: 1.00

GPC Cleanup: (Y/N) N pH: ____ Extraction: (Type) SEPF

CAS NO.	COMPOUND	CONCENTRATION UNITS: (µg/L or µg/Kg) UG/L	Q
121-14-2	2,4-Dinitrotoluene	10	U
84-66-2	Diethylphthalate	10	U
7005-72-3	4-Chlorophenyl-phenylether	10	U
86-73-7	Fluorene	10	U
100-01-6	4-Nitroaniline	25	U
534-52-1	4,6-Dinitro-2-methylphenol	25	U
86-30-6	N-Nitrosodiphenylamine	10	U
101-55-3	4-Bromophenyl-phenylether	10	U
118-74-1	Hexachlorobenzene	10	U
87-86-5	Pentachlorophenol	25	U
85-01-8	Phenanthrene	10	U
120-12-7	Anthracene	10	U
86-74-8	Carbazole	10	U
84-74-2	Di-n-butyl phthalate	10	U
206-44-0	Fluoranthene	10	U
129-00-0	Pyrene	10	U
85-68-7	Butyl benzyl phthalate	10	U
91-94-1	3,3'-Dichlorobenzidine	10	U
56-55-3	Benzo(a)anthracene	10	U
218-01-9	Chrysene	10	U
117-81-7	Bis(2-ethylhexyl)phthalate	10	U
117-84-0	Di-n-octyl phthalate	10	U
205-99-2	Benzo(b)fluoranthene	10	U
207-08-9	Benzo(k)fluoranthene	10	U
50-32-8	Benzo(a)pyrene	10	U
193-39-5	Indeno(1,2,3-cd)pyrene	10	U
53-70-3	Dibenzo(a,h)anthracene	10	U
191-24-2	Benzo(g,h,i)perylene	10	U

(1) Cannot be separated from Diphenylamine

PSS116 S86

1G

SEMIVOLATILE ORGANICS ANALYSIS DATA SHEET
TENTATIVELY IDENTIFIED COMPOUNDS

EPA SAMPLE NO.

GPESB-5WS

Lab Name: H2M LABS, INC. Contract: ____

Lab Code: 10478 Case No.: KEY-PSS SAS No.: ____ SDG No.: PSS116

Matrix: (soil/water) WATER Lab Sample ID: 0711951-002B

Sample wt/vol: 1000 (g/mL) ML Lab File ID: A\C37960.D

Level: (low/med) LOW Date Received: 10/16/07

% Moisture: Decanted:(Y/N) N Date Extracted: 10/18/07

Concentrated Extract Volume: 1000 (µl) Date Analyzed: 10/24/07

Injection Volume: 2 (µl) Dilution Factor: 1.00

GPC Cleanup: (Y/N) N pH: ____ Extraction: (Type) SEPF

CONCENTRATION UNITS:

Number TICs found: 4 (µg/L or µg/Kg) UG/L

CAS NUMBER	COMPOUND NAME	RT	EST.CONC.	Q
1.	unknown (4.17)	4.17	2	J
2.	unknown (4.22)	4.22	3	J
3.	unknown (4.25)	4.25	3	J
4. 112-84-5	Erucylamide	16.56	2	JN

PSS116 S87

1E

PESTICIDE ORGANICS ANALYSIS DATA SHEET

EPA SAMPLE NO.

GPESB-5WS

Lab Name: H2M LABS, INC. Contract: _____

Lab Code: 10478 Case No.: KEY-PSS SAS No.: _____ SDG No.: PSS116

Matrix: (soil/water) WATER Lab Sample ID: 0711951-002B

Sample wt/vol: 1000 (g/mL) ML Lab File ID: a00510.raw

% Moisture: Decanted: (Y/N) N Date Received: 10/16/07

Extraction: (Type) SEPF Date Extracted: 10/17/07

Concentrated Extract Volume: 10000 (uL) Date Analyzed: 10/27/07

Injection Volume: 0.5 (uL) Dilution Factor: 1.00

GPC Cleanup: (Y/N) N pH: ____ Sulfur Cleanup: (Y/N) N

CAS NO	COMPOUND	CONCENTRATION UNITS: (µg/L or µg/Kg) UG/L	Q
12674-11-2	Aroclor 1016	1.0	U
11104-28-2	Aroclor 1221	2.0	U
11141-16-5	Aroclor 1232	1.0	U
53469-21-9	Aroclor 1242	1.0	U
12672-29-6	Aroclor 1248	1.0	U
11097-69-1	Aroclor 1254	1.0	U
11096-82-5	Aroclor 1260	1.0	U

PSS116 S88

U.S. EPA - CLP

1

INORGANIC ANALYSIS DATA SHEET

EPA SAMPLE NO

GPESB-5WS

Lab Name: H2M LABS, INC.

Lab Code: 10478 Case No. SAS No.: SDG No.: PSS116

Matrix (soil/water): WATER Lab Sample ID: 0711951-002

Level (low/med): LOW Date Received: 10/16/2007

% Solids: 0.0

Concentration Units (ug/L or mg/kg dry weight): UG/L

CAS No.	Analyte	Concentration	C	Q	M
7440-38-2	Arsenic	1.8	U		P
7440-39-3	Barium	236			P
7440-43-9	Cadmium	0.32	U		P
7440-47-3	Chromium	0.78	B		P
57-12-5	Cyanide	351		N	CA
7439-92-1	Lead	1.4	U		P
7439-97-6	Mercury	0.10	U		CV
7782-49-2	Selenium	2.4	U		P
7440-22-4	Silver	1.2	B		P

Color Before: COLORLESS Clarity Before: CLEAR Texture: _____

Color After: COLORLESS Clarity After: CLEAR Artifacts: _____

Comments:

Date Reported: 10/29/07

PSS116 S80

1A

VOLATILE ORGANICS ANALYSIS DATA SHEET

EPA SAMPLE NO.

7WS

Lab Name: H2M LABS, INC. Contract: _____

Lab Code: 10478 Case No.: KEY-PSS SAS No.: _____ SDG No.: PSS116

Matrix: (soil/water) WATER Lab Sample ID: 0711951-003A

Sample wt/vol: 5 (g/mL) ML Lab File ID: A\A56582.D

Level: (low/med) LOW Date Received: 10/16/07

% Moisture: not dec. Date Analyzed: 10/23/07

GC Column: ZB-624 ID: .18 (mm) Dilution Factor: 1.00

Soil Extract Volume: _____ (µL) Soil Aliquot Volume _____ (µL)

CAS NO.	COMPOUND	CONCENTRATION UNITS: (µg/L or µg/Kg) UG/L	Q
74-87-3	Chloromethane	10	U
74-83-9	Bromomethane	10	U
75-01-4	Vinyl chloride	10	U
75-00-3	Chloroethane	10	U
75-09-2	Methylene chloride	10	U
67-64-1	Acetone	10	U
75-35-4	1,1-Dichloroethene	10	U
75-15-0	Carbon disulfide	10	U
75-34-3	1,1-Dichloroethane	10	U
540-59-0	1,2-Dichloroethene (total)	10	U
67-66-3	Chloroform	10	U
107-06-2	1,2-Dichloroethane	10	U
78-93-3	2-Butanone	10	U
71-55-6	1,1,1-Trichloroethane	10	U
56-23-5	Carbon tetrachloride	10	U
75-27-4	Bromodichloromethane	10	U
78-87-5	1,2-Dichloropropane	10	U
10061-01-5	cis-1,3-Dichloropropene	10	U
79-01-6	Trichloroethene	10	U
124-48-1	Dibromochloromethane	10	U
79-00-5	1,1,2-Trichloroethane	10	U
71-43-2	Benzene	10	U
10061-02-6	trans-1,3-Dichloropropene	10	U
75-25-2	Bromoform	10	U
108-10-1	4-Methyl-2-pentanone	10	U
591-78-6	2-Hexanone	10	U
127-18-4	Tetrachloroethene	10	U
79-34-5	1,1,2,2-Tetrachloroethane	10	U
108-88-3	Toluene	10	U
108-90-7	Chlorobenzene	10	U
100-41-4	Ethylbenzene	10	U
100-42-5	Styrene	10	U
1330-20-7	Xylene (total)	10	U

PSS116 S90

1F

VOLATILE ORGANICS ANALYSIS DATA SHEET

TENTATIVELY IDENTIFIED COMPOUNDS

EPA SAMPLE NO.

7WS

Lab Name: H2M LABS, INC. Contract: _____

Lab Code: 10478 Case No.: KEY-PSS SAS No.: _____ SDG No.: PSS116

Matrix: (soil/water) WATER Lab Sample ID: 0711951-003A

Sample wt/vol: 5 (g/mL) ML Lab File ID: A\A56582.D

Level: (low/med) LOW Date Received: 10/16/07

% Moisture: not dec. Date Analyzed: 10/23/07

GC Column: ZB-624 ID: .18 (mm) Dilution Factor: 1.00

Soil Extract Volume: (µl) Soil Aliquot Volume: 0 (µL)

CONCENTRATION UNITS:

Number TICs found: 0 (µg/L or µg/Kg) UG/L

CAS NUMBER	COMPOUND NAME	RT	EST.CONC.	Q

PSS116 S91

1C

SEMIVOLATILE ORGANICS ANALYSIS DATA SHEET

EPA SAMPLE NO.

GPESB-7WS

Lab Name: H2M LABS, INC. Contract: _____

Lab Code: 10478 Case No.: KEY-PSS SAS No.: _____ SDG No.: PSS116

Matrix: (soil/water) WATER Lab Sample ID: 0711951-003B

Sample wt/vol: 1000 (g/mL) ML Lab File ID: A\C37961.D

Level: (low/med) LOW Date Received: 10/16/07

% Moisture: Decanted: (Y/N) N Date Extracted: 10/18/07

Concentrated Extract Volume: 1000 (µL) Date Analyzed: 10/24/07

Injection Volume: 2 (µL) Dilution Factor: 1.00

GPC Cleanup: (Y/N) N pH: ____ Extraction: (Type) SEPF

CAS NO.	COMPOUND	CONCENTRATION UNITS: (µg/L or µg/Kg) UG/L	Q
108-95-2	Phenol	10	U
111-44-4	Bis(2-chloroethyl)ether	10	U
95-57-8	2-Chlorophenol	10	U
541-73-1	1,3-Dichlorobenzene	10	U
106-46-7	1,4-Dichlorobenzene	10	U
95-50-1	1,2-Dichlorobenzene	10	U
95-48-7	2-Methylphenol	10	U
108-60-1	2,2'-oxybis(1-Chloropropane)	10	U
106-44-5	4-Methylphenol	10	U
621-64-7	N-Nitroso-di-n-propylamine	10	U
67-72-1	Hexachloroethane	10	U
98-95-3	Nitrobenzene	10	U
78-59-1	Isophorone	10	U
88-75-5	2-Nitrophenol	10	U
105-67-9	2,4-Dimethylphenol	10	U
111-91-1	Bis(2-chloroethoxy)methane	10	U
120-83-2	2,4-Dichlorophenol	10	U
120-82-1	1,2,4-Trichlorobenzene	10	U
91-20-3	Naphthalene	10	U
106-47-8	4-Chloroaniline	10	U
87-68-3	Hexachlorobutadiene	10	U
59-50-7	4-Chloro-3-methylphenol	10	U
91-57-6	2-Methylnaphthalene	10	U
77-47-4	Hexachlorocyclopentadiene	10	U
88-06-2	2,4,6-Trichlorophenol	10	U
95-95-4	2,4,5-Trichlorophenol	25	U
91-58-7	2-Chloronaphthalene	10	U
88-74-4	2-Nitroaniline	25	U
131-11-3	Dimethylphthalate	10	U
208-96-8	Acenaphthylene	10	U
606-20-2	2,6-Dinitrotoluene	10	U
99-09-2	3-Nitroaniline	25	U
83-32-9	Acenaphthene	10	U
51-28-5	2,4-Dinitrophenol	25	U
100-02-7	4-Nitrophenol	25	U
132-64-9	Dibenzofuran	10	U

PSS116 S92

ID

EPA SAMPLE NO.

SEMIVOLATILE ORGANICS ANALYSIS DATA SHEET

GPESB-7WS

Lab Name: H2M LABS, INC. Contract: _____

Lab Code: 10478 Case No.: KEY-PSS SAS No.: _____ SDG No.: PSS116

Matrix: (soil/water) WATER Lab Sample ID: 0711951-003B

Sample wt/vol: 1000 (g/mL) ML Lab File ID: A\C37961.D

Level: (low/med) LOW Date Received: 10/16/07

% Moisture: Decanted: (Y/N) N Date Extracted: 10/18/07

Concentrated Extract Volume: 1000 (µL) Date Analyzed: 10/24/07

Injection Volume: 2 (µL) Dilution Factor: 1.00

GPC Cleanup: (Y/N) N pH: ____ Extraction: (Type) SEPF

CAS NO.	COMPOUND	CONCENTRATION UNITS: (µg/L or µg/Kg) UG/L	Q
121-14-2	2,4-Dinitrotoluene	10	U
84-66-2	Diethylphthalate	10	U
7005-72-3	4-Chlorophenyl-phenylether	10	U
86-73-7	Fluorene	10	U
100-01-6	4-Nitroaniline	25	U
534-52-1	4,6-Dinitro-2-methylphenol	25	U
86-30-6	N-Nitrosodiphenylamine	10	U
101-55-3	4-Bromophenyl-phenylether	10	U
118-74-1	Hexachlorobenzene	10	U
87-86-5	Pentachlorophenol	25	U
85-01-8	Phenanthrene	10	U
120-12-7	Anthracene	10	U
86-74-8	Carbazole	10	U
84-74-2	Di-n-butyl phthalate	10	U
206-44-0	Fluoranthene	10	U
129-00-0	Pyrene	10	U
85-68-7	Butyl benzyl phthalate	10	U
91-94-1	3,3'-Dichlorobenzidine	10	U
56-55-3	Benzo(a)anthracene	10	U
218-01-9	Chrysene	10	U
117-81-7	Bis(2-ethylhexyl)phthalate	10	U
117-84-0	Di-n-octyl phthalate	10	U
205-99-2	Benzo(b)fluoranthene	10	U
207-08-9	Benzo(k)fluoranthene	10	U
50-32-8	Benzo(a)pyrene	10	U
193-39-5	Indeno(1,2,3-cd)pyrene	10	U
53-70-3	Dibenzo(a,h)anthracene	10	U
191-24-2	Benzo(g,h,i)perylene	10	U

(1) Cannot be separated from Diphenylamine

PSS116 S93

1G

SEMIVOLATILE ORGANICS ANALYSIS DATA SHEET
TENTATIVELY IDENTIFIED COMPOUNDS

EPA SAMPLE NO.

GPESB-7WS

Lab Name: H2M LABS, INC. Contract: ____

Lab Code: 10478 Case No.: KEY-PSS SAS No.: ____ SDG No.: PSS116

Matrix: (soil/water) WATER Lab Sample ID: 0711951-003B

Sample wt/vol: 1000 (g/mL) ML Lab File ID: A\C37961.D

Level: (low/med) LOW Date Received: 10/16/07

% Moisture: Decanted:(Y/N) N Date Extracted: 10/18/07

Concentrated Extract Volume: 1000 (µl) Date Analyzed: 10/24/07

Injection Volume: 2 (µl) Dilution Factor: 1.00

GPC Cleanup: (Y/N) N pH: ____ Extraction: (Type) SEPF

CONCENTRATION UNITS:

Number TICs found: 3 (µg/L or µg/Kg) UG/L

CAS NUMBER	COMPOUND NAME	RT	EST.CONC.	Q
1.	unknown (4.17)	4.17	2	J
2.	unknown (4.22)	4.22	3	J
3.	unknown (4.25)	4.25	3	J

PSS116 S94

1E

PESTICIDE ORGANICS ANALYSIS DATA SHEET

EPA SAMPLE NO.

GPESB-7WS

Lab Name: H2M LABS, INC. Contract: _____

Lab Code: 10478 Case No.: KEY-PSS SAS No.: _____ SDG No.: PSS116

Matrix: (soil/water) WATER Lab Sample ID: 0711951-003B

Sample wt/vol: 1000 (g/mL) ML Lab File ID: a00511.raw

% Moisture: Decanted: (Y/N) N Date Received: 10/16/07

Extraction: (Type) SEPF Date Extracted: 10/17/07

Concentrated Extract Volume: 10000 (uL) Date Analyzed: 10/27/07

Injection Volume: 0.5 (uL) Dilution Factor: 1.00

GPC Cleanup: (Y/N) N pH: ____ Sulfur Cleanup: (Y/N) N

CAS NO	COMPOUND	CONCENTRATION UNITS: (µg/L or µg/Kg) UG/L	Q
12674-11-2	Aroclor 1016	1.0	U
11104-28-2	Aroclor 1221	2.0	U
11141-16-5	Aroclor 1232	1.0	U
53469-21-9	Aroclor 1242	1.0	U
12672-29-6	Aroclor 1248	1.0	U
11097-69-1	Aroclor 1254	1.0	U
11096-82-5	Aroclor 1260	1.0	U

PSS116 S95

U.S. EPA - CLP

1

INORGANIC ANALYSIS DATA SHEET

EPA SAMPLE NO

GPESB-7WS

Lab Name: H2M LABS, INC.

Lab Code: 10478 Case No. SAS No.: SDG No.: PSS116

Matrix (soil/water): WATER Lab Sample ID: 0711951-003

Level (low/med): LOW Date Received: 10/16/2007

% Solids: 0.0

Concentration Units (ug/L or mg/kg dry weight): UG/L

CAS No.	Analyte	Concentration	C	Q	M
7440-38-2	Arsenic	1.8	U		P
7440-39-3	Barium	233			P
7440-43-9	Cadmium	0.32	U		P
7440-47-3	Chromium	1.2	B		P
57-12-5	Cyanide	300		N	CA
7439-92-1	Lead	1.7	B		P
7439-97-6	Mercury	0.10	U		CV
7782-49-2	Selenium	2.4	U		P
7440-22-4	Silver	0.99	B		P

Color Before: COLORLESS Clarity Before: CLEAR Texture: _____

Color After: COLORLESS Clarity After: CLEAR Artifacts: _____

Comments:

Date Reported: 10/29/07

PSS116 S96

1A

VOLATILE ORGANICS ANALYSIS DATA SHEET

EPA SAMPLE NO.

TB101607

Lab Name: H2M LABS, INC. Contract: _____

Lab Code: 10478 Case No.: KEY-PSS SAS No.: _____ SDG No.: PSS116

Matrix: (soil/water) WATER Lab Sample ID: 0711951-004A

Sample wt/vol: 5 (g/mL) ML Lab File ID: A\A56563.D

Level: (low/med) LOW Date Received: 10/16/07

% Moisture: not dec. Date Analyzed: 10/23/07

GC Column: ZB-624 ID: .18 (mm) Dilution Factor: 1.00

Soil Extract Volume: _____ (µL) Soil Aliquot Volume _____ (µL)

CAS NO.	COMPOUND	CONCENTRATION UNITS: (µg/L or µg/Kg) UG/L	Q
74-87-3	Chloromethane	10	U
74-83-9	Bromomethane	10	U
75-01-4	Vinyl chloride	10	U
75-00-3	Chloroethane	10	U
75-09-2	Methylene chloride	10	U
67-64-1	Acetone	7	BJ
75-35-4	1,1-Dichloroethene	10	U
75-15-0	Carbon disulfide	10	U
75-34-3	1,1-Dichloroethane	10	U
540-59-0	1,2-Dichloroethene (total)	10	U
67-66-3	Chloroform	10	U
107-06-2	1,2-Dichloroethane	10	U
78-93-3	2-Butanone	10	U
71-55-6	1,1,1-Trichloroethane	10	U
56-23-5	Carbon tetrachloride	10	U
75-27-4	Bromodichloromethane	10	U
78-87-5	1,2-Dichloropropane	10	U
10061-01-5	cis-1,3-Dichloropropene	10	U
79-01-6	Trichloroethene	10	U
124-48-1	Dibromochloromethane	10	U
79-00-5	1,1,2-Trichloroethane	10	U
71-43-2	Benzene	10	U
10061-02-6	trans-1,3-Dichloropropene	10	U
75-25-2	Bromoform	10	U
108-10-1	4-Methyl-2-pentanone	10	U
591-78-6	2-Hexanone	10	U
127-18-4	Tetrachloroethene	10	U
79-34-5	1,1,2,2-Tetrachloroethane	10	U
108-88-3	Toluene	10	U
108-90-7	Chlorobenzene	10	U
100-41-4	Ethylbenzene	10	U
100-42-5	Styrene	10	U
1330-20-7	Xylene (total)	10	U

PSS116 S97

1F

VOLATILE ORGANICS ANALYSIS DATA SHEET

TENTATIVELY IDENTIFIED COMPOUNDS

EPA SAMPLE NO.

TB101607

Lab Name: H2M LABS, INC. Contract: _____

Lab Code: 10478 Case No.: KEY-PSS SAS No.: _____ SDG No.: PSS116

Matrix: (soil/water) WATER Lab Sample ID: 0711951-004A

Sample wt/vol: 5 (g/mL) ML Lab File ID: A\A56563.D

Level: (low/med) LOW Date Received: 10/16/07

% Moisture: not dec. Date Analyzed: 10/23/07

GC Column: ZB-624 ID: .18 (mm) Dilution Factor: 1.00

Soil Extract Volume: (µl) Soil Aliquot Volume: 0 (µL)

CONCENTRATION UNITS:

Number TICs found: 0 (µg/L or µg/Kg) UG/L

CAS NUMBER	COMPOUND NAME	RT	EST.CONC.	Q

PSS116 S98

1A

VOLATILE ORGANICS ANALYSIS DATA SHEET

EPA SAMPLE NO.

1WS

Lab Name: H2M LABS, INC. Contract: _____

Lab Code: 10478 Case No.: KEY-PSS SAS No.: _____ SDG No.: PSS116

Matrix: (soil/water) WATER Lab Sample ID: 0712002-001A

Sample wt/vol: 5 (g/mL) ML Lab File ID: A\A56592.D

Level: (low/med) LOW Date Received: 10/17/07

% Moisture: not dec. Date Analyzed: 10/23/07

GC Column: ZB-624 ID: .18 (mm) Dilution Factor: 1.00

Soil Extract Volume: _____ (µL) Soil Aliquot Volume _____ (µL)

CAS NO.	COMPOUND	CONCENTRATION UNITS: (µg/L or µg/Kg) UG/L	Q
74-87-3	Chloromethane	10	U
74-83-9	Bromomethane	10	U
75-01-4	Vinyl chloride	10	U
75-00-3	Chloroethane	10	U
75-09-2	Methylene chloride	10	U
67-64-1	Acetone	4	J
75-35-4	1,1-Dichloroethene	10	U
75-15-0	Carbon disulfide	10	U
75-34-3	1,1-Dichloroethane	10	U
540-59-0	1,2-Dichloroethene (total)	10	U
67-66-3	Chloroform	10	U
107-06-2	1,2-Dichloroethane	10	U
78-93-3	2-Butanone	10	U
71-55-6	1,1,1-Trichloroethane	10	U
56-23-5	Carbon tetrachloride	10	U
75-27-4	Bromodichloromethane	10	U
78-87-5	1,2-Dichloropropane	10	U
10061-01-5	cis-1,3-Dichloropropene	10	U
79-01-6	Trichloroethene	10	U
124-48-1	Dibromochloromethane	10	U
79-00-5	1,1,2-Trichloroethane	10	U
71-43-2	Benzene	10	U
10061-02-6	trans-1,3-Dichloropropene	10	U
75-25-2	Bromoform	10	U
108-10-1	4-Methyl-2-pentanone	10	U
591-78-6	2-Hexanone	10	U
127-18-4	Tetrachloroethene	10	U
79-34-5	1,1,2,2-Tetrachloroethane	10	U
108-88-3	Toluene	10	U
108-90-7	Chlorobenzene	10	U
100-41-4	Ethylbenzene	10	U
100-42-5	Styrene	10	U
1330-20-7	Xylene (total)	10	U

PSS116 S99

1F

VOLATILE ORGANICS ANALYSIS DATA SHEET

TENTATIVELY IDENTIFIED COMPOUNDS

EPA SAMPLE NO.

1WS

Lab Name: H2M LABS, INC. Contract: _____

Lab Code: 10478 Case No.: KEY-PSS SAS No.: _____ SDG No.: PSS116

Matrix: (soil/water) WATER Lab Sample ID: 0712002-001A

Sample wt/vol: 5 (g/mL) ML Lab File ID: A\A56592.D

Level: (low/med) LOW Date Received: 10/17/07

% Moisture: not dec. Date Analyzed: 10/23/07

GC Column: ZB-624 ID: .18 (mm) Dilution Factor: 1.00

Soil Extract Volume: (µl) Soil Aliquot Volume: 0 (µL)

CONCENTRATION UNITS:

Number TICs found: 0 (µg/L or µg/Kg) UG/L

CAS NUMBER	COMPOUND NAME	RT	EST.CONC.	Q

PSS116 S100

U.S. EPA - CLP

1

INORGANIC ANALYSIS DATA SHEET

EPA SAMPLE NO

GPESB-1WS

Lab Name: H2M LABS, INC.

Lab Code: 10478 Case No. SAS No.: SDG No.: PSS116

Matrix (soil/water): WATER Lab Sample ID: 0712002-001

Level (low/med): LOW Date Received: 10/17/2007

% Solids: 0.0

Concentration Units (ug/L or mg/kg dry weight): UG/L

CAS No.	Analyte	Concentration	C	Q	M
57-12-5	Cyanide	1200		N	CA

Comments:

Date Reported: 10/29/07

PSS116 S101

1A

VOLATILE ORGANICS ANALYSIS DATA SHEET

EPA SAMPLE NO.

3WS

Lab Name: H2M LABS, INC. Contract: _____

Lab Code: 10478 Case No.: KEY-PSS SAS No.: _____ SDG No.: PSS116

Matrix: (soil/water) WATER Lab Sample ID: 0712002-003A

Sample wt/vol: 5 (g/mL) ML Lab File ID: A\A56607.D

Level: (low/med) LOW Date Received: 10/17/07

% Moisture: not dec. Date Analyzed: 10/25/07

GC Column: ZB-624 ID: .18 (mm) Dilution Factor: 1.00

Soil Extract Volume: _____ (µL) Soil Aliquot Volume _____ (µL)

CAS NO.	COMPOUND	CONCENTRATION UNITS: (µg/L or µg/Kg) UG/L	Q
74-87-3	Chloromethane	10	U
74-83-9	Bromomethane	10	U
75-01-4	Vinyl chloride	10	U
75-00-3	Chloroethane	10	U
75-09-2	Methylene chloride	10	U
67-64-1	Acetone	10	U
75-35-4	1,1-Dichloroethene	10	U
75-15-0	Carbon disulfide	10	U
75-34-3	1,1-Dichloroethane	10	U
540-59-0	1,2-Dichloroethene (total)	10	U
67-66-3	Chloroform	3	J
107-06-2	1,2-Dichloroethane	10	U
78-93-3	2-Butanone	10	U
71-55-6	1,1,1-Trichloroethane	10	U
56-23-5	Carbon tetrachloride	10	U
75-27-4	Bromodichloromethane	10	U
78-87-5	1,2-Dichloropropane	10	U
10061-01-5	cis-1,3-Dichloropropene	10	U
79-01-6	Trichloroethene	10	U
124-48-1	Dibromochloromethane	10	U
79-00-5	1,1,2-Trichloroethane	10	U
71-43-2	Benzene	10	U
10061-02-6	trans-1,3-Dichloropropene	10	U
75-25-2	Bromoform	10	U
108-10-1	4-Methyl-2-pentanone	10	U
591-78-6	2-Hexanone	10	U
127-18-4	Tetrachloroethene	10	U
79-34-5	1,1,2,2-Tetrachloroethane	10	U
108-88-3	Toluene	10	U
108-90-7	Chlorobenzene	10	U
100-41-4	Ethylbenzene	10	U
100-42-5	Styrene	10	U
1330-20-7	Xylene (total)	10	U

PSS116 S109

1F

VOLATILE ORGANICS ANALYSIS DATA SHEET

TENTATIVELY IDENTIFIED COMPOUNDS

EPA SAMPLE NO.

3WS

Lab Name: H2M LABS, INC. Contract: _____

Lab Code: 10478 Case No.: KEY-PSS SAS No.: _____ SDG No.: PSS116

Matrix: (soil/water) WATER Lab Sample ID: 0712002-003A

Sample wt/vol: 5 (g/mL) ML Lab File ID: A\A56607.D

Level: (low/med) LOW Date Received: 10/17/07

% Moisture: not dec. Date Analyzed: 10/25/07

GC Column: ZB-624 ID: .18 (mm) Dilution Factor: 1.00

Soil Extract Volume: (µl) Soil Aliquot Volume: 0 (µL)

CONCENTRATION UNITS:

Number TICs found: 0 (µg/L or µg/Kg) UG/L

CAS NUMBER	COMPOUND NAME	RT	EST.CONC.	Q

PSS116 S110

1C

SEMIVOLATILE ORGANICS ANALYSIS DATA SHEET

EPA SAMPLE NO.

GPESB-3WS

Lab Name: H2M LABS, INC. Contract: _____

Lab Code: 10478 Case No.: KEY-PSS SAS No.: _____ SDG No.: PSS116

Matrix: (soil/water) WATER Lab Sample ID: 0712002-003B

Sample wt/vol: 1000 (g/mL) ML Lab File ID: A\C37991.D

Level: (low/med) LOW Date Received: 10/17/07

% Moisture: Decanted: (Y/N) N Date Extracted: 10/22/07

Concentrated Extract Volume: 1000 (µL) Date Analyzed: 10/26/07

Injection Volume: 2 (µL) Dilution Factor: 1.00

GPC Cleanup: (Y/N) N pH: ____ Extraction: (Type) SEPF

CAS NO.	COMPOUND	CONCENTRATION UNITS: (µg/L or µg/Kg) UG/L	Q
108-95-2	Phenol	10	U
111-44-4	Bis(2-chloroethyl)ether	10	U
95-57-8	2-Chlorophenol	10	U
541-73-1	1,3-Dichlorobenzene	10	U
106-46-7	1,4-Dichlorobenzene	10	U
95-50-1	1,2-Dichlorobenzene	10	U
95-48-7	2-Methylphenol	10	U
108-60-1	2,2'-oxybis(1-Chloropropane)	10	U
106-44-5	4-Methylphenol	10	U
621-64-7	N-Nitroso-di-n-propylamine	10	U
67-72-1	Hexachloroethane	10	U
98-95-3	Nitrobenzene	10	U
78-59-1	Isophorone	10	U
88-75-5	2-Nitrophenol	10	U
105-67-9	2,4-Dimethylphenol	10	U
111-91-1	Bis(2-chloroethoxy)methane	10	U
120-83-2	2,4-Dichlorophenol	10	U
120-82-1	1,2,4-Trichlorobenzene	10	U
91-20-3	Naphthalene	10	U
106-47-8	4-Chloroaniline	10	U
87-68-3	Hexachlorobutadiene	10	U
59-50-7	4-Chloro-3-methylphenol	10	U
91-57-6	2-Methylnaphthalene	10	U
77-47-4	Hexachlorocyclopentadiene	10	U
88-06-2	2,4,6-Trichlorophenol	10	U
95-95-4	2,4,5-Trichlorophenol	25	U
91-58-7	2-Chloronaphthalene	10	U
88-74-4	2-Nitroaniline	25	U
131-11-3	Dimethylphthalate	10	U
208-96-8	Acenaphthylene	10	U
606-20-2	2,6-Dinitrotoluene	10	U
99-09-2	3-Nitroaniline	25	U
83-32-9	Acenaphthene	10	U
51-28-5	2,4-Dinitrophenol	25	U
100-02-7	4-Nitrophenol	25	U
132-64-9	Dibenzofuran	10	U

PSS116 S111

1D

SEMIVOLATILE ORGANICS ANALYSIS DATA SHEET

EPA SAMPLE NO.

GPESB-3WS

Lab Name: H2M LABS, INC. Contract: _____

Lab Code: 10478 Case No.: KEY-PSS SAS No.: _____ SDG No.: PSS116

Matrix: (soil/water) WATER Lab Sample ID: 0712002-003B

Sample wt/vol: 1000 (g/mL) ML Lab File ID: A\C37991.D

Level: (low/med) LOW Date Received: 10/17/07

% Moisture: Decanted: (Y/N) N Date Extracted: 10/22/07

Concentrated Extract Volume: 1000 (µL) Date Analyzed: 10/26/07

Injection Volume: 2 (µL) Dilution Factor: 1.00

GPC Cleanup: (Y/N) N pH: ____ Extraction: (Type) SEPF

CAS NO.	COMPOUND	CONCENTRATION UNITS: (µg/L or µg/Kg) UG/L	Q
121-14-2	2,4-Dinitrotoluene	10	U
84-66-2	Diethylphthalate	10	U
7005-72-3	4-Chlorophenyl-phenylether	10	U
86-73-7	Fluorene	10	U
100-01-6	4-Nitroaniline	25	U
534-52-1	4,6-Dinitro-2-methylphenol	25	U
86-30-6	N-Nitrosodiphenylamine	10	U
101-55-3	4-Bromophenyl-phenylether	10	U
118-74-1	Hexachlorobenzene	10	U
87-86-5	Pentachlorophenol	25	U
85-01-8	Phenanthrene	10	U
120-12-7	Anthracene	10	U
86-74-8	Carbazole	10	U
84-74-2	Di-n-butyl phthalate	10	U
206-44-0	Fluoranthene	10	U
129-00-0	Pyrene	10	U
85-68-7	Butyl benzyl phthalate	10	U
91-94-1	3,3'-Dichlorobenzidine	10	U
56-55-3	Benzo(a)anthracene	10	U
218-01-9	Chrysene	10	U
117-81-7	Bis(2-ethylhexyl)phthalate	10	U
117-84-0	Di-n-octyl phthalate	10	U
205-99-2	Benzo(b)fluoranthene	10	U
207-08-9	Benzo(k)fluoranthene	10	U
50-32-8	Benzo(a)pyrene	10	U
193-39-5	Indeno(1,2,3-cd)pyrene	10	U
53-70-3	Dibenzo(a,h)anthracene	10	U
191-24-2	Benzo(g,h,i)perylene	10	U

(1) Cannot be separated from Diphenylamine

PSS116 S112

1G

SEMIVOLATILE ORGANICS ANALYSIS DATA SHEET
TENTATIVELY IDENTIFIED COMPOUNDS

EPA SAMPLE NO.

GPESB-3WS

Lab Name: H2M LABS, INC. Contract: ____

Lab Code: 10478 Case No.: KEY-PSS SAS No.: ____ SDG No.: PSS116

Matrix: (soil/water) WATER Lab Sample ID: 0712002-003B

Sample wt/vol: 1000 (g/mL) ML Lab File ID: A\C37991.D

Level: (low/med) LOW Date Received: 10/17/07

% Moisture: Decanted:(Y/N) N Date Extracted: 10/22/07

Concentrated Extract Volume: 1000 (µl) Date Analyzed: 10/26/07

Injection Volume: 2 (µl) Dilution Factor: 1.00

GPC Cleanup: (Y/N) N pH: ____ Extraction: (Type) SEPF

CONCENTRATION UNITS:
(µg/L or µg/Kg) UG/L

Number TICs found: 2

CAS NUMBER	COMPOUND NAME	RT	EST.CONC.	Q
1.	unknown	4.21	2	BJ
2. 112-84-5	Erucylamide	16.52	3	JN

PSS116 S113

U.S. EPA - CLP

1

INORGANIC ANALYSIS DATA SHEET

EPA SAMPLE NO

GPESB-3WS

Lab Name: H2M LABS, INC.

Lab Code: 10478 Case No. SAS No.: SDG No.: PSS116

Matrix (soil/water): WATER Lab Sample ID: 0712002-003

Level (low/med): LOW Date Received: 10/17/2007

% Solids: 0.0

Concentration Units (ug/L or mg/kg dry weight): UG/L

CAS No.	Analyte	Concentration	C	Q	M
57-12-5	Cyanide	397		N	CA

Comments:

Date Reported: 10/29/07

PSS116 S114

1A

VOLATILE ORGANICS ANALYSIS DATA SHEET

EPA SAMPLE NO.

6WS

Lab Name: H2M LABS, INC. Contract: _____

Lab Code: 10478 Case No.: KEY-PSS SAS No.: _____ SDG No.: PSS116

Matrix: (soil/water) WATER Lab Sample ID: 0712002-004A

Sample wt/vol: 5 (g/mL) ML Lab File ID: A\A56608.D

Level: (low/med) LOW Date Received: 10/17/07

% Moisture: not dec. Date Analyzed: 10/25/07

GC Column: ZB-624 ID: .18 (mm) Dilution Factor: 1.00

Soil Extract Volume: _____ (µL) Soil Aliquot Volume _____ (µL)

CAS NO.	COMPOUND	CONCENTRATION UNITS: (µg/L or µg/Kg) UG/L	Q
74-87-3	Chloromethane	10	U
74-83-9	Bromomethane	10	U
75-01-4	Vinyl chloride	10	U
75-00-3	Chloroethane	10	U
75-09-2	Methylene chloride	10	U
67-64-1	Acetone	4	J
75-35-4	1,1-Dichloroethene	10	U
75-15-0	Carbon disulfide	10	U
75-34-3	1,1-Dichloroethane	10	U
540-59-0	1,2-Dichloroethene (total)	10	U
67-66-3	Chloroform	10	U
107-06-2	1,2-Dichloroethane	10	U
78-93-3	2-Butanone	10	U
71-55-6	1,1,1-Trichloroethane	10	U
56-23-5	Carbon tetrachloride	10	U
75-27-4	Bromodichloromethane	10	U
78-87-5	1,2-Dichloropropane	10	U
10061-01-5	cis-1,3-Dichloropropene	10	U
79-01-6	Trichloroethene	10	U
124-48-1	Dibromochloromethane	10	U
79-00-5	1,1,2-Trichloroethane	10	U
71-43-2	Benzene	10	U
10061-02-6	trans-1,3-Dichloropropene	10	U
75-25-2	Bromoform	10	U
108-10-1	4-Methyl-2-pentanone	10	U
591-78-6	2-Hexanone	10	U
127-18-4	Tetrachloroethene	10	U
79-34-5	1,1,2,2-Tetrachloroethane	10	U
108-88-3	Toluene	10	U
108-90-7	Chlorobenzene	10	U
100-41-4	Ethylbenzene	10	U
100-42-5	Styrene	10	U
1330-20-7	Xylene (total)	10	U

PSS116 S115

1F

VOLATILE ORGANICS ANALYSIS DATA SHEET

TENTATIVELY IDENTIFIED COMPOUNDS

EPA SAMPLE NO.

6WS

Lab Name: H2M LABS, INC. Contract: _____

Lab Code: 10478 Case No.: KEY-PSS SAS No.: _____ SDG No.: PSS116

Matrix: (soil/water) WATER Lab Sample ID: 0712002-004A

Sample wt/vol: 5 (g/mL) ML Lab File ID: A\A56608.D

Level: (low/med) LOW Date Received: 10/17/07

% Moisture: not dec. Date Analyzed: 10/25/07

GC Column: ZB-624 ID: .18 (mm) Dilution Factor: 1.00

Soil Extract Volume: (µl) Soil Aliquot Volume: 0 (µL)

CONCENTRATION UNITS:

Number TICs found: 0 (µg/L or µg/Kg) UG/L

CAS NUMBER	COMPOUND NAME	RT	EST.CONC.	Q

PSS116 S116

1C

SEMIVOLATILE ORGANICS ANALYSIS DATA SHEET

EPA SAMPLE NO.

GPESB-6WS

Lab Name: H2M LABS, INC. Contract: _____

Lab Code: 10478 Case No.: KEY-PSS SAS No.: _____ SDG No.: PSS116

Matrix: (soil/water) WATER Lab Sample ID: 0712002-004B

Sample wt/vol: 1000 (g/mL) ML Lab File ID: A\C37992.D

Level: (low/med) LOW Date Received: 10/17/07

% Moisture: Decanted: (Y/N) N Date Extracted: 10/22/07

Concentrated Extract Volume: 1000 (µL) Date Analyzed: 10/26/07

Injection Volume: 2 (µL) Dilution Factor: 1.00

GPC Cleanup: (Y/N) N pH: ____ Extraction: (Type) SEPF

CAS NO.	COMPOUND	CONCENTRATION UNITS: (µg/L or µg/Kg) UG/L	Q
108-95-2	Phenol	10	U
111-44-4	Bis(2-chloroethyl)ether	10	U
95-57-8	2-Chlorophenol	10	U
541-73-1	1,3-Dichlorobenzene	10	U
106-46-7	1,4-Dichlorobenzene	10	U
95-50-1	1,2-Dichlorobenzene	10	U
95-48-7	2-Methylphenol	10	U
108-60-1	2,2'-oxybis(1-Chloropropane)	10	U
106-44-5	4-Methylphenol	10	U
621-64-7	N-Nitroso-di-n-propylamine	10	U
67-72-1	Hexachloroethane	10	U
98-95-3	Nitrobenzene	10	U
78-59-1	Isophorone	10	U
88-75-5	2-Nitrophenol	10	U
105-67-9	2,4-Dimethylphenol	10	U
111-91-1	Bis(2-chloroethoxy)methane	10	U
120-83-2	2,4-Dichlorophenol	10	U
120-82-1	1,2,4-Trichlorobenzene	10	U
91-20-3	Naphthalene	10	U
106-47-8	4-Chloroaniline	10	U
87-68-3	Hexachlorobutadiene	10	U
59-50-7	4-Chloro-3-methylphenol	10	U
91-57-6	2-Methylnaphthalene	10	U
77-47-4	Hexachlorocyclopentadiene	10	U
88-06-2	2,4,6-Trichlorophenol	10	U
95-95-4	2,4,5-Trichlorophenol	25	U
91-58-7	2-Chloronaphthalene	10	U
88-74-4	2-Nitroaniline	25	U
131-11-3	Dimethylphthalate	10	U
208-96-8	Acenaphthylene	10	U
606-20-2	2,6-Dinitrotoluene	10	U
99-09-2	3-Nitroaniline	25	U
83-32-9	Acenaphthene	10	U
51-28-5	2,4-Dinitrophenol	25	U
100-02-7	4-Nitrophenol	25	U
132-64-9	Dibenzofuran	10	U

PSS116 S117

1D

SEMIVOLATILE ORGANICS ANALYSIS DATA SHEET

EPA SAMPLE NO.

GPESB-6WS

Lab Name: H2M LABS, INC. Contract: _____

Lab Code: 10478 Case No.: KEY-PSS SAS No.: _____ SDG No.: PSS116

Matrix: (soil/water) WATER Lab Sample ID: 0712002-004B

Sample wt/vol: 1000 (g/mL) ML Lab File ID: A\C37992.D

Level: (low/med) LOW Date Received: 10/17/07

% Moisture: Decanted: (Y/N) N Date Extracted: 10/22/07

Concentrated Extract Volume: 1000 (µL) Date Analyzed: 10/26/07

Injection Volume: 2 (µL) Dilution Factor: 1.00

GPC Cleanup: (Y/N) N pH: ____ Extraction: (Type) SEPF

CAS NO.	COMPOUND	CONCENTRATION UNITS: (µg/L or µg/Kg) UG/L	Q
121-14-2	2,4-Dinitrotoluene	10	U
84-66-2	Diethylphthalate	10	U
7005-72-3	4-Chlorophenyl-phenylether	10	U
86-73-7	Fluorene	10	U
100-01-6	4-Nitroaniline	25	U
534-52-1	4,6-Dinitro-2-methylphenol	25	U
86-30-6	N-Nitrosodiphenylamine	10	U
101-55-3	4-Bromophenyl-phenylether	10	U
118-74-1	Hexachlorobenzene	10	U
87-86-5	Pentachlorophenol	25	U
85-01-8	Phenanthrene	10	U
120-12-7	Anthracene	10	U
86-74-8	Carbazole	10	U
84-74-2	Di-n-butyl phthalate	10	U
206-44-0	Fluoranthene	10	U
129-00-0	Pyrene	10	U
85-68-7	Butyl benzyl phthalate	10	U
91-94-1	3,3'-Dichlorobenzidine	10	U
56-55-3	Benzo(a)anthracene	10	U
218-01-9	Chrysene	10	U
117-81-7	Bis(2-ethylhexyl)phthalate	10	U
117-84-0	Di-n-octyl phthalate	10	U
205-99-2	Benzo(b)fluoranthene	10	U
207-08-9	Benzo(k)fluoranthene	10	U
50-32-8	Benzo(a)pyrene	10	U
193-39-5	Indeno(1,2,3-cd)pyrene	10	U
53-70-3	Dibenzo(a,h)anthracene	10	U
191-24-2	Benzo(g,h,i)perylene	10	U

(1) Cannot be separated from Diphenylamine

PSS116 S118

1G

SEMIVOLATILE ORGANICS ANALYSIS DATA SHEET
TENTATIVELY IDENTIFIED COMPOUNDS

EPA SAMPLE NO.

GPESB-6WS

Lab Name: H2M LABS, INC. Contract: ____

Lab Code: 10478 Case No.: KEY-PSS SAS No.: ____ SDG No.: PSS116

Matrix: (soil/water) WATER Lab Sample ID: 0712002-004B

Sample wt/vol: 1000 (g/mL) ML Lab File ID: A\C37992.D

Level: (low/med) LOW Date Received: 10/17/07

% Moisture: Decanted:(Y/N) N Date Extracted: 10/22/07

Concentrated Extract Volume: 1000 (µl) Date Analyzed: 10/26/07

Injection Volume: 2 (µl) Dilution Factor: 1.00

GPC Cleanup: (Y/N) N pH: ____ Extraction: (Type) SEPF

CONCENTRATION UNITS:
(µg/L or µg/Kg) UG/L

Number TICs found: 3

CAS NUMBER	COMPOUND NAME	RT	EST.CONC.	Q
1.	unknown	4.22	2	BJ
2. 96-76-4	Phenol, 2,4-bis(1,1-dimethylethyl)-	10.55	3	JN
3. 112-84-5	Erucylamide	16.52	6	JN

PSS116 S119

U.S. EPA - CLP

1

INORGANIC ANALYSIS DATA SHEET

EPA SAMPLE NO

GPESB-6WS

Lab Name: H2M LABS, INC.

Lab Code: 10478 Case No. SAS No.: SDG No.: PSS116

Matrix (soil/water): WATER Lab Sample ID: 0712002-004

Level (low/med): LOW Date Received: 10/17/2007

% Solids: 0.0

Concentration Units (ug/L or mg/kg dry weight): UG/L

CAS No.	Analyte	Concentration	C	Q	M
57-12-5	Cyanide	10.0	U	N	CA

Comments:

Date Reported: 10/29/07

PSS116 S120

1A

VOLATILE ORGANICS ANALYSIS DATA SHEET

EPA SAMPLE NO.

FB101707

Lab Name: H2M LABS, INC. Contract: _____

Lab Code: 10478 Case No.: KEY-PSS SAS No.: _____ SDG No.: PSS116

Matrix: (soil/water) WATER Lab Sample ID: 0712002-006A

Sample wt/vol: 5 (g/mL) ML Lab File ID: A\A56564.D

Level: (low/med) LOW Date Received: 10/17/07

% Moisture: not dec. Date Analyzed: 10/23/07

GC Column: ZB-624 ID: .18 (mm) Dilution Factor: 1.00

Soil Extract Volume: _____ (µL) Soil Aliquot Volume _____ (µL)

CAS NO.	COMPOUND	CONCENTRATION UNITS: (µg/L or µg/Kg) UG/L	Q
74-87-3	Chloromethane	10	U
74-83-9	Bromomethane	10	U
75-01-4	Vinyl chloride	10	U
75-00-3	Chloroethane	10	U
75-09-2	Methylene chloride	10	U
67-64-1	Acetone	10	U
75-35-4	1,1-Dichloroethene	10	U
75-15-0	Carbon disulfide	10	U
75-34-3	1,1-Dichloroethane	10	U
540-59-0	1,2-Dichloroethene (total)	10	U
67-66-3	Chloroform	10	U
107-06-2	1,2-Dichloroethane	10	U
78-93-3	2-Butanone	10	U
71-55-6	1,1,1-Trichloroethane	10	U
56-23-5	Carbon tetrachloride	10	U
75-27-4	Bromodichloromethane	10	U
78-87-5	1,2-Dichloropropane	10	U
10061-01-5	cis-1,3-Dichloropropene	10	U
79-01-6	Trichloroethene	10	U
124-48-1	Dibromochloromethane	10	U
79-00-5	1,1,2-Trichloroethane	10	U
71-43-2	Benzene	10	U
10061-02-6	trans-1,3-Dichloropropene	10	U
75-25-2	Bromoform	10	U
108-10-1	4-Methyl-2-pentanone	10	U
591-78-6	2-Hexanone	10	U
127-18-4	Tetrachloroethene	10	U
79-34-5	1,1,2,2-Tetrachloroethane	10	U
108-88-3	Toluene	10	U
108-90-7	Chlorobenzene	10	U
100-41-4	Ethylbenzene	10	U
100-42-5	Styrene	10	U
1330-20-7	Xylene (total)	10	U

PSS116 S128

1F

VOLATILE ORGANICS ANALYSIS DATA SHEET

TENTATIVELY IDENTIFIED COMPOUNDS

EPA SAMPLE NO.

FB101707

Lab Name: H2M LABS, INC. Contract: _____

Lab Code: 10478 Case No.: KEY-PSS SAS No.: _____ SDG No.: PSS116

Matrix: (soil/water) WATER Lab Sample ID: 0712002-006A

Sample wt/vol: 5 (g/mL) ML Lab File ID: A\A56564.D

Level: (low/med) LOW Date Received: 10/17/07

% Moisture: not dec. Date Analyzed: 10/23/07

GC Column: ZB-624 ID: .18 (mm) Dilution Factor: 1.00

Soil Extract Volume: (µl) Soil Aliquot Volume: 0 (µL)

CONCENTRATION UNITS:

Number TICs found: 0 (µg/L or µg/Kg) UG/L

CAS NUMBER	COMPOUND NAME	RT	EST.CONC.	Q

PSS116 S129

1C

SEMIVOLATILE ORGANICS ANALYSIS DATA SHEET

EPA SAMPLE NO.

FB101707

Lab Name: H2M LABS, INC. Contract: _____

Lab Code: 10478 Case No.: KEY-PSS SAS No.: _____ SDG No.: PSS116

Matrix: (soil/water) WATER Lab Sample ID: 0712002-006B

Sample wt/vol: 1000 (g/mL) ML Lab File ID: A\C37994.D

Level: (low/med) LOW Date Received: 10/17/07

% Moisture: Decanted: (Y/N) N Date Extracted: 10/22/07

Concentrated Extract Volume: 1000 (µL) Date Analyzed: 10/26/07

Injection Volume: 2 (µL) Dilution Factor: 1.00

GPC Cleanup: (Y/N) N pH: ____ Extraction: (Type) SEPF

CAS NO.	COMPOUND	CONCENTRATION UNITS: (µg/L or µg/Kg) UG/L	Q
108-95-2	Phenol	10	U
111-44-4	Bis(2-chloroethyl)ether	10	U
95-57-8	2-Chlorophenol	10	U
541-73-1	1,3-Dichlorobenzene	10	U
106-46-7	1,4-Dichlorobenzene	10	U
95-50-1	1,2-Dichlorobenzene	10	U
95-48-7	2-Methylphenol	10	U
108-60-1	2,2'-oxybis(1-Chloropropane)	10	U
106-44-5	4-Methylphenol	10	U
621-64-7	N-Nitroso-di-n-propylamine	10	U
67-72-1	Hexachloroethane	10	U
98-95-3	Nitrobenzene	10	U
78-59-1	Isophorone	10	U
88-75-5	2-Nitrophenol	10	U
105-67-9	2,4-Dimethylphenol	10	U
111-91-1	Bis(2-chloroethoxy)methane	10	U
120-83-2	2,4-Dichlorophenol	10	U
120-82-1	1,2,4-Trichlorobenzene	10	U
91-20-3	Naphthalene	10	U
106-47-8	4-Chloroaniline	10	U
87-68-3	Hexachlorobutadiene	10	U
59-50-7	4-Chloro-3-methylphenol	10	U
91-57-6	2-Methylnaphthalene	10	U
77-47-4	Hexachlorocyclopentadiene	10	U
88-06-2	2,4,6-Trichlorophenol	10	U
95-95-4	2,4,5-Trichlorophenol	25	U
91-58-7	2-Chloronaphthalene	10	U
88-74-4	2-Nitroaniline	25	U
131-11-3	Dimethylphthalate	10	U
208-96-8	Acenaphthylene	10	U
606-20-2	2,6-Dinitrotoluene	10	U
99-09-2	3-Nitroaniline	25	U
83-32-9	Acenaphthene	10	U
51-28-5	2,4-Dinitrophenol	25	U
100-02-7	4-Nitrophenol	25	U
132-64-9	Dibenzofuran	10	U

PSS116 S130

1D

SEMIVOLATILE ORGANICS ANALYSIS DATA SHEET

EPA SAMPLE NO.

FB101707

Lab Name: H2M LABS, INC. Contract: _____

Lab Code: 10478 Case No.: KEY-PSS SAS No.: _____ SDG No.: PSS116

Matrix: (soil/water) WATER Lab Sample ID: 0712002-006B

Sample wt/vol: 1000 (g/mL) ML Lab File ID: A\C37994.D

Level: (low/med) LOW Date Received: 10/17/07

% Moisture: Decanted: (Y/N) N Date Extracted: 10/22/07

Concentrated Extract Volume: 1000 (µL) Date Analyzed: 10/26/07

Injection Volume: 2 (µL) Dilution Factor: 1.00

GPC Cleanup: (Y/N) N pH: ____ Extraction: (Type) SEPF

CAS NO.	COMPOUND	CONCENTRATION UNITS: (µg/L or µg/Kg) UG/L	Q
121-14-2	2,4-Dinitrotoluene	10	U
84-66-2	Diethylphthalate	10	U
7005-72-3	4-Chlorophenyl-phenylether	10	U
86-73-7	Fluorene	10	U
100-01-6	4-Nitroaniline	25	U
534-52-1	4,6-Dinitro-2-methylphenol	25	U
86-30-6	N-Nitrosodiphenylamine	10	U
101-55-3	4-Bromophenyl-phenylether	10	U
118-74-1	Hexachlorobenzene	10	U
87-86-5	Pentachlorophenol	25	U
85-01-8	Phenanthrene	10	U
120-12-7	Anthracene	10	U
86-74-8	Carbazole	10	U
84-74-2	Di-n-butyl phthalate	10	U
206-44-0	Fluoranthene	10	U
129-00-0	Pyrene	10	U
85-68-7	Butyl benzyl phthalate	10	U
91-94-1	3,3'-Dichlorobenzidine	10	U
56-55-3	Benzo(a)anthracene	10	U
218-01-9	Chrysene	10	U
117-81-7	Bis(2-ethylhexyl)phthalate	10	U
117-84-0	Di-n-octyl phthalate	10	U
205-99-2	Benzo(b)fluoranthene	10	U
207-08-9	Benzo(k)fluoranthene	10	U
50-32-8	Benzo(a)pyrene	10	U
193-39-5	Indeno(1,2,3-cd)pyrene	10	U
53-70-3	Dibenzo(a,h)anthracene	10	U
191-24-2	Benzo(g,h,i)perylene	10	U

(1) Cannot be separated from Diphenylamine

PSS116 S131

1G

SEMIVOLATILE ORGANICS ANALYSIS DATA SHEET
TENTATIVELY IDENTIFIED COMPOUNDS

EPA SAMPLE NO.
FB101707

Lab Name: H2M LABS, INC. Contract: ____

Lab Code: 10478 Case No.: KEY-PSS SAS No.: ____ SDG No.: PSS116

Matrix: (soil/water) WATER Lab Sample ID: 0712002-006B

Sample wt/vol: 1000 (g/mL) ML Lab File ID: A\C37994.D

Level: (low/med) LOW Date Received: 10/17/07

% Moisture: Decanted:(Y/N) N Date Extracted: 10/22/07

Concentrated Extract Volume: 1000 (µl) Date Analyzed: 10/26/07

Injection Volume: 2 (µl) Dilution Factor: 1.00

GPC Cleanup: (Y/N) N pH: ____ Extraction: (Type) SEPF

CONCENTRATION UNITS:
(µg/L or µg/Kg) UG/L

Number TICs found: 1

CAS NUMBER	COMPOUND NAME	RT	EST.CONC.	Q
1.	unknown	4.22	2	BJ

PSS116 S132

1E

PESTICIDE ORGANICS ANALYSIS DATA SHEET

EPA SAMPLE NO.

FB101707

Lab Name: H2M LABS, INC. Contract: _____

Lab Code: 10478 Case No.: KEY-PSS SAS No.: _____ SDG No.: PSS116

Matrix: (soil/water) WATER Lab Sample ID: 0712002-006B

Sample wt/vol: 1000 (g/mL) ML Lab File ID: a00519.raw

% Moisture: Decanted: (Y/N) N Date Received: 10/17/07

Extraction: (Type) SEPF Date Extracted: 10/22/07

Concentrated Extract Volume: 10000 (uL) Date Analyzed: 10/27/07

Injection Volume: 0.5 (uL) Dilution Factor: 1.00

GPC Cleanup: (Y/N) N pH: ____ Sulfur Cleanup: (Y/N) N

CAS NO	COMPOUND	CONCENTRATION UNITS: (µg/L or µg/Kg) UG/L	Q
12674-11-2	Aroclor 1016	1.0	U
11104-28-2	Aroclor 1221	2.0	U
11141-16-5	Aroclor 1232	1.0	U
53469-21-9	Aroclor 1242	1.0	U
12672-29-6	Aroclor 1248	1.0	U
11097-69-1	Aroclor 1254	1.0	U
11096-82-5	Aroclor 1260	1.0	U

PSS116 S133

U.S. EPA - CLP

1

INORGANIC ANALYSIS DATA SHEET

EPA SAMPLE NO

FB101707

Lab Name: H2M LABS, INC.

Lab Code: 10478 Case No. SAS No.: SDG No.: PSS116

Matrix (soil/water): WATER Lab Sample ID: 0712002-006

Level (low/med): LOW Date Received: 10/17/2007

% Solids: 0.0

Concentration Units (ug/L or mg/kg dry weight): UG/L

CAS No.	Analyte	Concentration	C	Q	M
7440-38-2	Arsenic	1.8	U		P
7440-39-3	Barium	3.2	U		P
7440-43-9	Cadmium	0.32	U		P
7440-47-3	Chromium	0.57	U		P
57-12-5	Cyanide	10.0	U	N	CA
7439-92-1	Lead	1.4	U		P
7439-97-6	Mercury	0.10	U		CV
7782-49-2	Selenium	2.4	U		P
7440-22-4	Silver	0.41	U		P

Color Before: COLORLESS Clarity Before: CLEAR Texture: _____

Color After: COLORLESS Clarity After: CLEAR Artifacts: _____

Comments:

Date Reported: 10/29/07

PSS116 S134

1A

VOLATILE ORGANICS ANALYSIS DATA SHEET

EPA SAMPLE NO.

TB101707

Lab Name: H2M LABS, INC. Contract: _____

Lab Code: 10478 Case No.: KEY-PSS SAS No.: _____ SDG No.: PSS116

Matrix: (soil/water) WATER Lab Sample ID: 0712002-007A

Sample wt/vol: 5 (g/mL) ML Lab File ID: A\A56565.D

Level: (low/med) LOW Date Received: 10/17/07

% Moisture: not dec. Date Analyzed: 10/23/07

GC Column: ZB-624 ID: .18 (mm) Dilution Factor: 1.00

Soil Extract Volume: _____ (µL) Soil Aliquot Volume _____ (µL)

CAS NO.	COMPOUND	CONCENTRATION UNITS: (µg/L or µg/Kg) UG/L	Q
74-87-3	Chloromethane	10	U
74-83-9	Bromomethane	10	U
75-01-4	Vinyl chloride	10	U
75-00-3	Chloroethane	10	U
75-09-2	Methylene chloride	10	U
67-64-1	Acetone	10	U
75-35-4	1,1-Dichloroethene	10	U
75-15-0	Carbon disulfide	10	U
75-34-3	1,1-Dichloroethane	10	U
540-59-0	1,2-Dichloroethene (total)	10	U
67-66-3	Chloroform	10	U
107-06-2	1,2-Dichloroethane	10	U
78-93-3	2-Butanone	10	U
71-55-6	1,1,1-Trichloroethane	10	U
56-23-5	Carbon tetrachloride	10	U
75-27-4	Bromodichloromethane	10	U
78-87-5	1,2-Dichloropropane	10	U
10061-01-5	cis-1,3-Dichloropropene	10	U
79-01-6	Trichloroethene	10	U
124-48-1	Dibromochloromethane	10	U
79-00-5	1,1,2-Trichloroethane	10	U
71-43-2	Benzene	10	U
10061-02-6	trans-1,3-Dichloropropene	10	U
75-25-2	Bromoform	10	U
108-10-1	4-Methyl-2-pentanone	10	U
591-78-6	2-Hexanone	10	U
127-18-4	Tetrachloroethene	10	U
79-34-5	1,1,2,2-Tetrachloroethane	10	U
108-88-3	Toluene	10	U
108-90-7	Chlorobenzene	10	U
100-41-4	Ethylbenzene	10	U
100-42-5	Styrene	10	U
1330-20-7	Xylene (total)	10	U

PSS116 S135

1F

VOLATILE ORGANICS ANALYSIS DATA SHEET

TENTATIVELY IDENTIFIED COMPOUNDS

EPA SAMPLE NO.

TB101707

Lab Name: H2M LABS, INC. Contract: _____

Lab Code: 10478 Case No.: KEY-PSS SAS No.: _____ SDG No.: PSS116

Matrix: (soil/water) WATER Lab Sample ID: 0712002-007A

Sample wt/vol: 5 (g/mL) ML Lab File ID: A\A56565.D

Level: (low/med) LOW Date Received: 10/17/07

% Moisture: not dec. Date Analyzed: 10/23/07

GC Column: ZB-624 ID: .18 (mm) Dilution Factor: 1.00

Soil Extract Volume: (µl) Soil Aliquot Volume: 0 (µL)

CONCENTRATION UNITS:

Number TICs found: 0 (µg/L or µg/Kg) UG/L

CAS NUMBER	COMPOUND NAME	RT	EST.CONC.	Q

PSS116 S136

"LOW-FLOW" SAMPLING TECHNIQUE
GROUNDWATER QUALITY PARAMETER READINGS

Project Name.:	Clifton OU-2 Off-Site Area	Personnel:	CJS / CL
		Weather:	Sunny, 60°F
Project Number:	02522-0017-220	Location:	Staten Island, New York
Date:	October 17, 2007		

WELL INFORMATION

Well Number:	GPESB - 1WS	Screened Interval:	4.0 - 9.0'	Pump Start Time:	1259	Total Purged:	
Well Depth:	9.64'	Pump Intake Depth:	8.51'	Pump Stop Time:	1300	Purge Method:	
PID (ppm):	0.2	Pumping Rate:	250 ml/min	Sample Time:	1300	Initial Depth to Water:	8.42'

TIME	TEMPERATURE (^{o}C)	pH (SU)	CONDUCTIVITY (mS/cm)	DISSOLVED OXYGEN (ppm)	TURBIDITY (ntu)	REDUCTION POTENTIAL (mv)	WATER LEVEL (ft.)	Flow Rate (ml/min.)
Criteria	*3%*	*0.1*	*0.030*	*10%*	*10%*	*+/- 10mv*	*0.3 ft*	*200 - 500*

Comments: Static Grab Sample collected due to poor recharge rate.

"LOW-FLOW" SAMPLING TECHNIQUE
GROUNDWATER QUALITY PARAMETER READINGS

Project Name.:	Clifton OU-2 Off-Site Area	Personnel:	CJS / CL
		Weather:	Sunny, 60°F
Project Number:	02522-0017-220	Location:	Staten Island, New York
Date:	October 16, 2007		

WELL INFORMATION

Well Number:	GPESB - 1WI	Screened Interval:	15.0 - 20.0'	Pump Start Time:	1115	Total Purged:	8.58 gallons
Well Depth:	19.65'	Pump Intake Depth:	19.07'	Pump Stop Time:	1225	Purge Method:	
PID (ppm):	0.4	Pumping Rate:	500 ml/min	Sample Time:	1230	Initial Depth to Water:	8.33'

TIME	TEMPERATURE (^{o}C)	pH (SU)	CONDUCTIVITY (mS/cm)	DISSOLVED OXYGEN (ppm)	TURBIDITY (ntu)	REDUCTION POTENTIAL (mv)	WATER LEVEL (ft.)	Flow Rate (ml/min.)
1120	17.49	8.43	1.96	2.03	-5	-71	unable to probe	
1125	17.39	8.60	1.93	4.33	797	-84	"	
1130	17.28	8.61	1.85	3.03	286	-84	"	
1140	18.03	8.48	1.70	1.74	532	-74	"	
1145	17.21	8.51	1.58	4.32	361	-79	"	
1150	17.15	8.46	1.56	4.56	298	-76	"	
1155	17.18	8.45	1.56	9.68	215	-76	"	
1200	17.26	8.47	1.56	9.68	129	-76	"	
1205	17.33	8.40	1.55	4.82	135	-72	"	
1215	17.82	7.91	1.57	5.97	282	-43	"	
1225	17.37	7.93	1.58	4.53	298	-45	"	
Criteria	*3%*	*0.1*	*0.030*	*10%*	*10%*	*+/- 10mv*	*0.3 ft*	*200 - 500*

Comments:

Unable to stabilze turbidity after purging for 1hr & 15min

"LOW-FLOW" SAMPLING TECHNIQUE
GROUNDWATER QUALITY PARAMETER READINGS

Project Name.:	Clifton OU-2 Off-Site Area	Personnel:	CJS / CL
		Weather:	Overcast, 60°F
Project Number:	02522-0017-220	Location:	Staten Island, New York
Date:	October 17, 2007		

WELL INFORMATION

Well Number:	GPESB - 3WS	Screened Interval:	4.0 -9.0'	Pump Start Time:	946	Total Purged:	
Well Depth:	9.61'	Pump Intake Depth:	8.50'	Pump Stop Time:	947	Purge Method:	
PID (ppm):	0	Pumping Rate:	500 ml/min	Sample Time:	947	Initial Depth to Water:	6.81'

TIME	TEMPERATURE (^{o}C)	pH (SU)	CONDUCTIVITY (mS/cm)	DISSOLVED OXYGEN (ppm)	TURBIDITY (ntu)	REDUCTION POTENTIAL (mv)	WATER LEVEL (ft.)	Flow Rate (ml/min.)
Criteria	*3%*	*0.1*	*0.030*	*10%*	*10%*	*+/- 10mv*	*0.3 ft*	*200 - 500*

Comments: Static Grab Sample collected due to poor recharge rate.
Collected approx. 1.5 L before well evacuated. Recharge rate approx. 0.5ft/ 0.5hr. Will collect 1 L for SVOC and 250ml for cyanide and 80ml for VOCs

"LOW-FLOW" SAMPLING TECHNIQUE
GROUNDWATER QUALITY PARAMETER READINGS

Project Name.:	Clifton OU-2 Off-Site Area	Personnel:	CJS / CL
		Weather:	Overcast, 60°F
Project Number:	02522-0017-220	Location:	Staten Island, New York
Date:	October 17, 2007		

WELL INFORMATION

Well Number:	GPESB - 3WD	Screened Interval:	25.0 - 30.0'	Pump Start Time:	913	Total Purged:	
Well Depth:	29.67'	Pump Intake Depth:	29.0'	Pump Stop Time:	915	Purge Method:	
PID (ppm):	0.1	Pumping Rate:	500 ml/min	Sample Time:	915	Initial Depth to Water:	6.28'

TIME	TEMPERATURE (^{o}C)	pH (SU)	CONDUCTIVITY (mS/cm)	DISSOLVED OXYGEN (ppm)	TURBIDITY (ntu)	REDUCTION POTENTIAL (mv)	WATER LEVEL (ft.)	Flow Rate (ml/min.)
Criteria	*3%*	*0.1*	*0.030*	*10%*	*10%*	*+/- 10mv*	*0.3 ft*	*200 - 500*

Comments: Static Grab Sample collected due to poor recharge rate.

"LOW-FLOW" SAMPLING TECHNIQUE
GROUNDWATER QUALITY PARAMETER READINGS

Project Name.:	Clifton OU-2 Off-Site Area	Personnel:	CJS / CL
		Weather:	Sunny, Low 60°F
Project Number:	02522-0017-220	Location:	Staten Island, New York
Date:	October 16, 2007		

WELL INFORMATION

Well Number:	GPESB - 1WI	Screened Interval:	4.0 - 9.0'	Pump Start Time:	940	Total Purged:	
Well Depth:	9.57'	Pump Intake Depth:	8.44'	Pump Stop Time:	1010	Purge Method:	
PID (ppm):	0.1	Pumping Rate:	500 ml/min	Sample Time:	1015	Initial Depth to Water:	5.08'

TIME	TEMPERATURE (^{o}C)	pH (SU)	CONDUCTIVITY (mS/cm)	DISSOLVED OXYGEN (ppm)	TURBIDITY (ntu)	REDUCTION POTENTIAL (mv)	WATER LEVEL (ft.)	Flow Rate (ml/min.)
945	20.2	7.13	1.65	5.28	238	-7	*Unable to probe	
950	20.18	7.75	1.68	1.96	69.6	-48	"	
955	20.33	7.74	1.71	2.18	17.5	-43	"	
1000	20.53	7.76	1.71	9.13	8.7	-43	"	
1005	20.65	7.86	1.72	3.29	8.2	-52	"	
1010	20.69	7.90	1.72	3.32	6.6	-53	"	
Criteria	*3%*	*0.1*	*0.030*	*10%*	*10%*	*+/- 10mv*	*0.3 ft*	*200 - 500*

Comments: Collected Blind Duplicate Sample GPEESB-7WS at 11:30am

"LOW-FLOW" SAMPLING TECHNIQUE
GROUNDWATER QUALITY PARAMETER READINGS

Project Name.:	Clifton OU-2 Off-Site Area	Personnel:	CJS / CL
		Weather:	Partly Cloudy, 68°F
Project Number:	02522-0017-220	Location:	Staten Island, New York
Date:	October 15, 2007		

WELL INFORMATION

Well Number:	GPESB - 5WI	Screened Interval:	10.0 -15.0'	Pump Start Time:	1310	Total Purged:	4.0 gallons
Well Depth:	14.67'	Pump Intake Depth:		Pump Stop Time:	1340	Purge Method:	
PID (ppm):	6.1	Pumping Rate:	500 ml/min	Sample Time:	1345	Initial Depth to Water:	4.52'

TIME	TEMPERATURE (^{o}C)	pH (SU)	CONDUCTIVITY (mS/cm)	DISSOLVED OXYGEN (ppm)	TURBIDITY (ntu)	REDUCTION POTENTIAL (mv)	WATER LEVEL (ft.)	Flow Rate (ml/min.)
1315	19.75	8.34	1.58	5.93	550	-74	unable to probe	
1320	19.75	8.60	1.63	2.66	171	-91	"	
1325	19.95	8.59	1.67	2.71	86.5	-93	"	
1330	20.06	8.58	1.68	3.64	48.3	-94	"	
1335	20.12	8.54	1.69	4.49	35	-93	"	
1340	20.14	8.57	1.70	6.68	26.8	-94	"	
Criteria	*3%*	*0.1*	*0.030*	*10%*	*10%*	*+/- 10mv*	*0.3 ft*	*200 - 500*

Comments:

"LOW-FLOW" SAMPLING TECHNIQUE
GROUNDWATER QUALITY PARAMETER READINGS

Project Name.:	Clifton OU-2 Off-Site Area	Personnel:	CJS / CL
		Weather:	Overcast, 60°F
Project Number:	02522-0017-220	Location:	Staten Island, New York
Date:	October 17, 2007		

WELL INFORMATION

Well Number:	GPESB - 6WS	Screened Interval:	3.0 - 8.0'	Pump Start Time:	1128	Total Purged:	
Well Depth:	9.41'	Pump Intake Depth:		Pump Stop Time:	1130	Purge Method:	
PID (ppm):	0	Pumping Rate:	500 ml/min	Sample Time:	1130	Initial Depth to Water:	5.91'

TIME	TEMPERATURE (^{o}C)	pH (SU)	CONDUCTIVITY (mS/cm)	DISSOLVED OXYGEN (ppm)	TURBIDITY (ntu)	REDUCTION POTENTIAL (mv)	WATER LEVEL (ft.)	Flow Rate (ml/min.)
Criteria	*3%*	*0.1*	*0.030*	*10%*	*10%*	*+/- 10mv*	*0.3 ft*	*200 - 500*

Comments: Static Grab Sample collected due to poor recharge rate.
1 L Amber for SVOCs , 1-250ml HDPE w/NaOH and 2-40ml VOA's for VOCs

"LOW-FLOW" SAMPLING TECHNIQUE
GROUNDWATER QUALITY PARAMETER READINGS

Project Name.:	Clifton OU-2 Off-Site Area	Personnel:	CJS / CL
		Weather:	Partly Cloudy, Low 60°F
Project Number:	02522-0017-220	Location:	Staten Island, New York
Date:	October 15, 2007		

WELL INFORMATION

Well Number:	GPESB - 6WI	Screened Interval:	9.0 - 14.0'	Pump Start Time:	1055	Total Purged:	5.50 gallons
Well Depth:	14.69'	Pump Intake Depth:	13.36'	Pump Stop Time:	1155	Purge Method:	
PID (ppm):	5.4	Pumping Rate:	500 ml/min	Sample Time:	1200	Initial Depth to Water:	5.70'

TIME	TEMPERATURE (^{o}C)	pH (SU)	CONDUCTIVITY (mS/cm)	DISSOLVED OXYGEN (ppm)	TURBIDITY (ntu)	REDUCTION POTENTIAL (mv)	WATER LEVEL (ft.)	Flow Rate (ml/min.)
1100	19.94	8.64	1.46	2.49	739	-106	unable to probe	
1115	19.07	8.80	1.450	8.41	412	-110	"	
1120	19.27	8.85	1.450	9.46	324	-111	"	
1125	19.26	8.82	1.460	7.43	312	-112	"	
1130	19.42	8.79	1.470	4.52	351	-112	"	
1135	19.28	8.77	1.470	4.22	466	-110	"	
1140	19.31	8.77	1.470	9.09	421	-110	"	
1145	19.31	8.76	1.480	9.16	391	-110	"	
1150	18.92	8.72	1.450	9.44	279	-105	"	
1155	19.21	8.78	1.470	7.47	258	-110	"	
Criteria	*3%*	*0.1*	*0.030*	*10%*	*10%*	*+/- 10mv*	*0.3 ft*	*200 - 500*

Comments:

"LOW-FLOW" SAMPLING TECHNIQUE
GROUNDWATER QUALITY PARAMETER READINGS

Project Name.:	Clifton OU-2 Off-Site Area	Personnel:	CJS / CL
		Weather:	Partly Cloudy, Low 60°F
Project Number:	02522-0017-220	Location:	Staten Island, New York
Date:	October 15, 2007		

WELL INFORMATION

Well Number:	GPESB - 8WS	Screened Interval:	3.0 - 8.0'	Pump Start Time:	920	Total Purged:	5.50 gallons
Well Depth:	8.70'	Pump Intake Depth:	7.70'	Pump Stop Time:	950	Purge Method:	
PID (ppm):	1.2	Pumping Rate:	750 ml/min	Sample Time:	955	Initial Depth to Water:	3.72'

TIME	TEMPERATURE (^{o}C)	pH (SU)	CONDUCTIVITY (mS/cm)	DISSOLVED OXYGEN (ppm)	TURBIDITY (ntu)	REDUCTION POTENTIAL (mv)	WATER LEVEL (ft.)	Flow Rate (ml/min.)
925	20.03	7.69	2.11	2.08	0.2	-75	unable to probe	
930	20.63	8.49	2.10	2.21	0.0	-107	"	
935	20.48	8.66	2.09	1.94	0.0	-111	"	
940	20.48	8.68	2.09	2.14	0.0	-111	"	
945	20.72	8.67	2.09	2.17	0.0	-111	"	
950	20.52	8.69	2.08	2.43	0.0	-112	"	
Criteria	*3%*	*0.1*	*0.030*	*10%*	*10%*	*+/- 10mv*	*0.3 ft*	*200 - 500*

Comments: Collected MS/MSD

"LOW-FLOW" SAMPLING TECHNIQUE
GROUNDWATER QUALITY PARAMETER READINGS

Project Name.:	Clifton OU-2 Off-Site Area	Personnel:	CJS / CL
		Weather:	Overcast, 60 °F
Project Number:	02522-0017-220	Location:	Staten Island, New York
Date:	October 17, 2007		

WELL INFORMATION

Well Number:	GPESB - 8WD	Screened Interval:	20.0 - 25.0'	Pump Start Time:	1158	Total Purged:	
Well Depth:	21.45'	Pump Intake Depth:	21.0'	Pump Stop Time:	1200	Purge Method:	
PID (ppm):	0.6	Pumping Rate:	500 ml/min	Sample Time:	1200	Initial Depth to Water:	3.07'

TIME	TEMPERATURE (^{o}C)	pH (SU)	CONDUCTIVITY (mS/cm)	DISSOLVED OXYGEN (ppm)	TURBIDITY (ntu)	REDUCTION POTENTIAL (mv)	WATER LEVEL (ft.)	Flow Rate (ml/min.)
Criteria	*3%*	*0.1*	*0.030*	*10%*	*10%*	*+/- 10mv*	*0.3 ft*	*200 - 500*

Comments: Static Grab Sample collected due to poor recharge rate.

APPENDIX F

Qualitative Human Health Exposure Assessment

89 Willow Avenue
(Off-Site Area)
Clifton Former Manufactured Gas Plant Site
Operable Unit 2 (OU-2)

Staten Island, New York
AOC Index No. D2-0001-98-11
Site #: 2-43-023

Submitted to:
National Grid
1 MetroTech Center
Brooklyn, NY 11201

Submitted by:
GEI Consultants, Inc.
455 Winding Brook Drive
Glastonbury, CT 06033
860-368-5300

May 2008
061140-1-1009

Table of Contents

Executive Summary 3

1. Introduction 6

2. Background Information 7

3. Qualitative Human Exposure Assessment 8

3.1 Current and Reasonably Foreseeable Site Use 8
3.2 Compounds of Potential Concern 9
3.3 Exposure Setting and Identification of Potentially Exposed Populations 10
3.4 Identification of Exposure Pathways 11
3.5 Assessment of Exposure Pathways 13

4. Conclusions 15

Tables

1 Volatile Organic Compounds in Soil
2 Semivolatile Organic Compounds in Soil
3 Metals and Cyanide in Soil
4 PCBs in Soil
5 Volatile Organic Compounds in Groundwater
6 Semivolatile Organic Compounds in Groundwater
7 Metals and Cyanide in Groundwater
8 PCBs in Groundwater
9 Summary of Surface Soil (0 – 2 feet bgs)
10 Summary of Subsurface Soil (2 – 16 feet bgs)
11 Summary of Shallow Groundwater
12 Summary of Deep Groundwater

Figures

1 Site Location Map
2 Summary of Soil Exceedances Post-IRM

Executive Summary

At the request of National Grid, GEI Consultants, Inc. (GEI) prepared this Qualitative Human Health Exposure Assessment (QHHEA) for the third-party-owned 89 Willow Avenue property. This Assessment was undertaken in support of the Supplemental Remedial Investigation (SRI) conducted by Paulus, Sokolowski and Sartor Engineering, PC (PS&S). The QHHEA evaluated whether potentially complete exposure pathways exist for human users of the 89 Willow Avenue property to compounds of potential concern related to the former Manufactured Gas Plant (MGP) site, for which National Grid has responsibility. The former MGP is located adjacent to the east of 89 Willow Avenue parcel. The 89 Willow Avenue property is also referred to as the Off-Site Area of the Former Clifton Manufactured Gas Plant (MGP) Site Operable Unit No. 2 (OU-2). KeySpan Corporation (KeySpan) previously performed a Remedial Investigation (RI) of the former MGP under an Administrative Order on Consent (Index No. D2-0001-98-11) with the New York State Department of Environmental Conservation.

The 89 Willow Avenue parcel is currently a gravel parking lot and the property owner has indicated that the property will be developed with a slab-on-grade commercial warehouse and paved parking areas. The parcel is zoned M3-1 for commercial / manufacturing uses.

During site clearing activities conducted by the property owner in spring 2007, isolated pockets of purifier material were encountered at the 89 Willow Avenue property. Purifier material was used to purify the gas stream during the production of MGP gas and commonly contains iron-complexed cyanide and sulfur compounds that were scrubbed out of the gas stream. In response to encountering purifier material, KeySpan proactively completed a test pit investigation to evaluate the extent of the purifier material under a NYSDEC-approved work plan. Based upon the findings of the test pit investigation KeySpan proposed an Interim Remedial Measure (IRM) to remove the purifier material. Prior to implementing the removal IRM, a Supplemental Remedial Investigation (SRI) was completed to further evaluate the environmental conditions at the 89 Willow Ave property in accordance with the NYSDEC-approved Supplemental Remedial Investigation Work Plan (SRIWP).

The data obtained during the SRI were combined with data obtained from the 89 Willow Avenue parcel as part of the Remedial Investigation for OU-2 (documented in the *Final Remedial Investigation Report Clifton Former MGP Site Operable Unit 2 (OU-2)* dated February of 2005). These data were then used to evaluate the potential qualitative human

health exposure for the 89 Willow Avenue parcel; the findings of this analysis are summarized below and detailed in the remainder of this appendix.

The QHHEA findings indicate that if left unmitigated, there are complete exposure pathways for users of the 89 Willow Ave parcel that could be exposed to soil and groundwater containing chemical constituents at adverse concentrations associated with the adjacent former MGP. However, the property is zoned for Commercial Use, it is being developed for and its foreseeable future use is as a commercial property. This use combined with the intended soil removal IRM greatly reduces the potential for any future users of the property to be exposed to materials associated with the former MGP. The key findings of the QHHEA are as follows:

Soils:

- Under current conditions, a potentially complete exposure pathway exists for current and future construction/utility workers and trespassers to compounds of concern (COCs) in shallow subsurface soils to a depth of 2 feet during site activities. The planned IRM to remove the shallow subsurface soils will eliminate this potential exposure pathway.
- Under current conditions, a potentially complete exposure pathway exists for the current and future construction workers to come into contact with COCs in isolated pockets in deep subsurface soils at approximately 12 to 14 feet below the ground surface. However, these isolated pockets are below the groundwater table, are below typical depths required for construction of footers for a slab-on-grade building, and are at a depth approaching the limits of typical construction excavation equipment (commonly considered to be 15 feet for risk assessment purposes). The relative inaccessibility of these materials and the potential use of institutional controls such as a soils management plan will mitigate any future potential exposure pathway to these deep soils.

Groundwater:

- Several chemicals in groundwater are present at concentrations that exceed NYSDEC Standards, Criteria, and Guidance (SCG) values; however the groundwater is not used as a potable water source and the property will be connected to the New York City water supply system so a complete exposure pathway for ingestion does not exist.
- A potentially complete exposure pathway to shallow groundwater is expected to be limited to those individuals engaged in excavation work (e.g., construction worker and utility worker). Depth to groundwater ranges from two to eight feet below ground surface. The only chemical in shallow groundwater that exceeds

the SCGs and these workers have the potential to come into contact with, is cyanide; however dermal absorption is not a route of exposure for cyanide, therefore a complete exposure pathway is not present.

- Direct contact exposures to deep groundwater are expected to be limited to those individuals engaged in excavation work (e.g., construction worker and utility worker). However, implementation of institutional controls such as a soil and groundwater management plan will minimize this potential pathway.

The SRI identified concentrations of constituents that pose potentially complete exposure pathways to the users of 89 Willow Ave when compared to unrestricted land use activities. However, the site's zoning, current, and future use are consistent with industrial/commercial land use which dramatically reduce the potential for exposure. Therefore, when considering the intended commercial use and when comparing to the Restricted Commercial Use SCOs, the only potential exposure pathways are to soils at or greater than 12 feet deep and to groundwater beneath the site. These potential pathways are mitigated by the commercial land use, the lack of groundwater use at the site, and by the use of soil and groundwater management plans minimizing the potential for contact and exposure.

1. Introduction

At the request of National Grid, GEI Consultants, Inc. (GEI) prepared this Qualitative Human Health Exposure Assessment (QHHEA) for the 89 Willow Avenue property (Site) that is located in the Clifton neighborhood of Staten Island, New York. The location of the property is provided in Figure 1. The 89 Willow Avenue Property is also referred to as the Off-Site Area of the Former Clifton Manufactured Gas Plant (MGP) Site Operable Unit 2 (OU-2) which is located to the east of the parcel (Figure 1). The 89 Willow Avenue property is located within the investigation area of the OU-2.

This QHHEA was prepared in support of the Supplemental Remedial Investigation (SRI) conducted by Paulus, Sokolowski and Sartor Engineering, P.C. (PS&S PC) during September and October 2007 on behalf of National Grid to evaluate the environmental conditions of the 89 Willow Avenue property prior to completing an interim remedial measure (IRM) removal of MGP-related purifier material previously encountered within shallow subsurface soils at the 89 Willow Avenue Property. Purifier material was used to purify the gas stream during the production of MGP gas and commonly contains iron-complexed cyanide and sulfur compounds that were scrubbed out of the gas stream.

The objectives of the QHHEA were to evaluate the potential for human exposure to chemicals of potential concern (COPCs) on the 89 Willow Ave parcel that may be associated with the former MGP, and to evaluate whether the planned soil removal IRM would mitigate those potentially complete exposure pathways.

The QHHEA was performed to meet the requirements identified in the New York State Department of Health's (NYSDOH) November 9, 2000 guidance memorandum titled *New York State Department of Health, Qualitative Human Health Exposure Assessment (NYSDEC, 2002).*

2. Background Information

The following section provides a summary of background information regarding the site setting.

The 89 Willow Avenue consists of two parcels: Block 2841 and Lot 225 and Block 2841 Lot 138. The property is zoned M3-1 for commercial / manufacturing uses. The property is privately owned, is currently an undeveloped gravel lot, and based upon the property owner has indicated to National Grid that the property will be developed as a slab-on-grade commercial warehouse. However, the development plans for the property were not available for review and the actual footprint of the proposed warehouse is unknown.

The surrounding property uses are as follows: to the north and west of the property is the Staten Island Railroad (SIRR) right of way and active tracks. A parking lot and machine shop currently exist to the southwest of the property. South of the property is Willow Avenue and then residential condominiums. The former MGP site (OU-2) is located adjacent and to the east of the property. A storm sewer is located on the north and east side of the 89 Willow Avenue Property along the property line with the former MGP and along the SIRR tracks.

Prior to 2007, the property was a wooded and abandoned railroad spur embankment of the SIRR. In the spring of 2007, the owner of the 89 Willow Avenue Parcel excavated the abandoned railroad spur in preparation for site development. Isolated pockets of purifier material were encountered on the 89 Willow Avenue property during the excavation. In response, KeySpan proactively completed a test pit investigation to identify the extent of the purifier material at the property under a NYSDEC-approved work plan. Based upon the findings of this investigation, KeySpan proposed an IRM to remove the purifier material. Prior to implementing the removal IRM, a Supplemental Remedial Investigation (SRI) was completed to further evaluate the environmental conditions at the 89 Willow Ave property in accordance with the NYSDEC-approved Supplemental Remedial Investigation Work Plan (SRIWP). The findings from this investigation were combined with data obtained from the 89 Willow Avenue parcel as part of the remedial investigation of the OU-2 portion of the former RI. This complete data set was then used to assess the potential for complete exposure pathways to exist on the parcel. Section 3 (below) describes the QHHEA process and findings.

3. Qualitative Human Exposure Assessment

The following section provides a discussion of the QHHEA, selection of chemicals of potential concern, and the evaluation of potential complete exposure pathways to humans from contaminants originating from the site.

An exposure pathway describes the means by which a potential receptor may be exposed to contaminants originating from a site. Assessment of potential exposure pathways includes the following five elements (NYSDEC, 2002):

- A contaminant source
- Contaminant release and transport mechanisms
- A point of exposure
- A route of exposure
- A receptor population

The NYSDEC and NYSDOH consider an exposure pathway complete when all five elements of an exposure pathway are documented. An exposure pathway may be eliminated from further evaluation when any one of the five elements comprising an exposure pathway has not existed in the past, does not exist in the present, and will never exist in the future (NYSDEC, 2002).

It is important to note that this qualitative exposure assessment assumes that contaminant conditions currently have not been mitigated and will be mitigated in part by the IRM.

3.1 Current and Reasonably Foreseeable Site Use

The 89 Willow Avenue property is located in a M3-1 zone designated specifically for manufacturing use. Site use activities are, therefore, expected to remain either commercial or manufacturing. Consistent with this designation, discussions between National Grid and the current property owner indicate the 89 Willow Avenue property is scheduled to be developed as a slab-on-grade warehouse and adjacent paved parking lot. Residential use is not permitted under the current zoning classification. As such, a future on-site residential scenario was not considered in this exposure assessment.

A Revised Interim Remedial Measure (IRM) Work Plan is currently being prepared by PS&S. The IRM Work Plan will detail the planned excavations of the top three to approximately seven feet of soils that exceed both NYSDEC Subpart 375 Protection of Human Health Unrestricted Soil Cleanup Objective (SCO) for unrestricted use

[unrestricted SCOs] and for restricted commercial use [restricted commercial SCOs]. Clean fill will be backfilled in the excavation to further minimize potential direct exposure risks to future construction and utility workers. As discussed below, the planned IRM coupled with, backfilling of clean soils, planned construction of a commercial warehouse and associated paved parking lot effectively eliminate the potential for exposure to shallow soils exceeding the commercial use SCO that are above a depth of approximately 12 feet.

3.2 Compounds of Potential Concern

The following section provides a brief summary of the chemicals of potential concern (COPCs) encountered within the soils and groundwater and the screening criteria used to evaluate whether potential exposure pathways exist. If present at concentrations that exceed the screening criteria, the COPCs represent an exposure point will be evaluated below in Section 3.3 to determine if there are complete routes of exposure are users of the 89 Willow Avenue Property can come into contact with the COPCs.

The site analytical data were classified into four categories to assess potential human health exposures:

- Shallow subsurface soil samples comprising soil collected at a depth of two feet below ground surface (bgs) or shallower
- Deep subsurface soil comprising soil samples collected deeper than two feet bgs. Subsurface soil depths ranged from two feet to 41 feet bgs.
- Shallow groundwater samples collected from monitoring wells screened within the upper five feet of the water table [groundwater interface]. Water table depth varied throughout the 89 Willow Avenue property from two to eight feet bgs.
- Deep groundwater samples collected from monitoring wells screened deeper than five feet below the top of the water table. Deep groundwater screened intervals ranged from nine to 20.5 bgs.

Laboratory analytical results of the shallow and deep subsurface soil samples indicate the presence of semi-volatile organic compounds(SVOCs), metals, and cyanide at levels that exceed the Part 375 unrestricted SCO. Constituents detected above unrestricted SCOs considered potentially MGP-related include: SVOCs, particularly polycyclic aromatic hydrocarbons (PAHs), arsenic, lead, mercury, and cyanide. When compared to the Part 375 Restricted Commercial Use SCOs, only individual PAHs and cyanide exceed the screening criteria. When the extent and depth of the planned excavation IRM is considered, only soils at depths of 12 feet or greater at four locations (GPESB-1, 6, 7, and 10) contain COPC in excess of the Restricted Commercial Use SCOs (Tables 1 through 4, Figure 2).

Analytical results for shallow groundwater [water table interface] indicated the presence of cyanide at concentrations exceeding the NYSDEC Ambient Water Quality Standards (AWQS). Cyanide is considered a potentially MGP-related chemical. Analytical results for deep groundwater samples indicate the presence of metals, PAHs, (volatile organic compounds) VOCs, and cyanide. Potentially MGP-related chemicals in groundwater include benzene, toluene, total xylenes, naphthalene, lead, and cyanide. A summary of soil analytical data is provided on Tables 5 through 8. It should be noted that the excavation of impacted soil to a depth of approximately 3 to 7 feet bgs will likely improve the shallow groundwater quality likely mitigating the cyanide detections exceeding the AWQS.

The NYSDEC-approved work plan did not include soil vapor sampling. This QHHEA does not anticipate soil vapor as an exposure pathway since VOCs were not detected in the soils (shallow and subsurface) or shallow groundwater. Without a source for VOCs, soil vapor sampling is not warranted.

Chemicals not detected at least once above the limit of detection and a detection of less than 5% of the data set were excluded from the assessment. With these two exceptions, if one or more COPC(s) exceeded the screening criteria in soil or groundwater, then there exists a potential exposure point to the COPCs. Tables 9 through 12 provide a summary of the detected constituents by sample classification (*e.g.*, shallow subsurface soil, deep subsurface soil, shallow and deep groundwater) and location. In addition, the tables provide a statistical summary of their detections. The chemicals listed in Tables 9 through 12 meet the above criteria to qualify as a COPC.

3.3 Exposure Setting and Identification of Potentially Exposed Populations

The QHHEA provides qualitative descriptions of potential exposures to site-related COPCs for human populations who may reasonably be expected to contact site media under current or future conditions. The exposure assessment is comprised of two components:

- Description of exposure setting and identification of potentially exposed populations; and
- Identification of exposure pathways.

Under current and future site use conditions, the potentially exposed populations (*i.e.* potential receptors) are those that might come into contact with those COPCs identified in the previous section. The future exposure scenarios consider the impending IRM to

remove shallow subsurface soils containing purifier material. These potentially exposed populations and pathways of exposure are described below.

89 Willow Avenue Property Current Scenarios (Pre-IRM)

The current 89 Willow Avenue property is an accessible undeveloped cleared lot overlaid by gravel. As such, no work activities are currently occurring on the site. A sewer line located at the northern portion of the property is the only on-site utility. The receptors considered in the assessment under current site conditions include the following:

- On-site utility/commercial workers – Workers may need to access the sewer system to conduct maintenance and repair.
- On-site trespassers – adult, adolescent, and child.

89 Willow Avenue Future Scenarios (Post IRM)

As stated previously, future uses of the site includes construction of a commercial warehouse with a paved parking area. As such, the future use is anticipated to be consistent with the land uses under the M3-1 manufacturing zoning classification. Trespassers' were removed from consideration as a result of the impending IRM. Workers conducting the soil removal IRM will operate under a site-specific health and safety plan, will be OSHA 1910.120 trained workers, and will wear personal protective equipment thereby mitigating potential exposure to the construction workers. Following completion of IRM, shallow soils that may be disturbed as part of the warehouse construction will either be clean backfill placed during the IRM or will be at concentrations below the commercial use SCO. Therefore, there is no future exposure posed to on-site construction workers.

3.4 Identification of Exposure Pathways

This QHHEA considers exposure pathways for shallow subsurface soil, deep subsurface soil, and shallow/deep groundwater in accordance with the approved NYSDEC Supplemental Remedial Investigation Work Plan. The table provided at the end of this section summarizes the current and future qualitative exposure pathways for the 89 Willow Avenue property.

Currently, the 89 Willow Avenue property is an accessible undeveloped gravel lot. Trespassers can potentially be exposed through dermal contact, ingestion, and inhalation of surface soils. Utility/commercial workers who may maintain or repair the on-site sewer system have potential complete exposure pathways that include dermal contact,

ingestion, and inhalation of particulate dust from to shallow subsurface soils, deep subsurface soils, and groundwater (shallow and deep). The impending IRM will mitigate these potential exposure pathways and because the IRM is anticipated to be conducted in the immediate near future, the opportunity for incidental contact by trespassers or maintenance workers is relatively brief.

There is no current or known future use of groundwater for consumptive or other purposes. Groundwater depths ranged from four to eight feet below grade. Consequently, the only potential complete exposure pathways for groundwater are current and future dermal contact with the groundwater. These potential exposures are most likely to occur for the construction worker and the utility worker performing excavation at the site and during the development of the proposed future warehouse. However, shallow groundwater only contains cyanide in excess of the AWQS. As discussed in the section below dermal absorption is not a route of exposure for cyanide, and therefore a complete exposure pathway is not present.

Future uses of the site include the development of a warehouse and paved parking lot. In this scenario, potential complete exposure pathways to COPCs via dermal contact, ingestion, and inhalation of dust exist for future utility /commercial workers and construction workers performing excavation of soils given the nature of their work (*i.e.*, accessing subsurface sewer system, installing utility lines or trenching, excavation, installing deep piles, etc.). However, these activities would only occur after completion of the soil removal IRM. Therefore, future construction workers would only contact clean fill soils or soils that already meet the commercial use SCOs. Construction workers may contact groundwater during trenching activities, since the depth to groundwater is relatively shallow and in places less than eight feet below ground surface.

The remediation activities planned for the site will remove trespassers as potential receptors since there will no longer be an exposure point in shallow subsurface soils. A soil management plan would minimize exposure to soil and groundwater contaminants for both current and future construction and utility worker scenarios.

Summary of Complete Qualitative Exposure Pathways

Pre-IRM/ Current Condition	
Current Potential Receptor	**Complete Exposure Pathway**
Utility Worker	SVOCs, metals, and cyanide in both shallow and deep subsurface soils Cyanide in shallow groundwater Metals, VOCs, SVOCs and cyanide in deep groundwater
Construction Worker	SVOCs, metals, and cyanide in both shallow and deep subsurface soils Cyanide in shallow groundwater Metals, VOCs, SVOCs and cyanide in deep groundwater
Trespasser	SVOCs, metals and cyanide in surface soils
Post IRM / Future Condition	
Future Potential Receptor	**Complete Exposure Pathway**
Utility Worker	SVOCs and cyanide in deep subsurface soils Metals, VOCs, and SVOCs in deep groundwater
Construction Worker	SVOCs, metals, and cyanide in deep subsurface soils Metals, VOCs, and SVOCs in deep groundwater

3.5 Assessment of Exposure Pathways

Using the data collected during the SRI sampling program and former RI data, each potential exposure pathway identified above is assessed in the following section. A complete exposure pathway exists when a COC is present in a media above the screening criteria (potential exposure point) and a potential receptor can be exposed to that COC through one or more of the exposure routes identified in subsection 3.5. Tables 9 and Table 10 provide a summary of the COCs for shallow and deep subsurface soils. A summary of the shallow and deep groundwater COCs are provided on Tables 11 and 12.

Shallow Subsurface Soil

Currently, a complete exposure pathway to PAHs, metals, and cyanide exists for the potential current and future trespassers, construction and utility workers at the 89 Willow Avenue property in shallow subsurface soils. The site is currently accessible to trespassers and the potential for exposure via ingestion, dermal contact, and inhalation of soil particulates exists for these receptors. The pending implementation of the soil removal IRM and placement of clean fill will eliminate the potential exposure pathway to these constituents in the shallow subsurface soils. Workers conducting the IRM will be properly trained and will don personal protective equipment as appropriate to mitigate their potential exposure during the IRM. Construction of the slab-on-grade warehouse will only occur following the IRM. These construction workers will only contact clean

fill or soils that meet the commercial SCOs; therefore, there is no exposure to these future construction workers.

Deep Subsurface Soils

A complete exposure pathway to PAHs, metals and cyanide in subsurface soils in excess of the unrestricted SCO exists for current and future construction workers and utility workers. However, only concentrations of PAHs and cyanide exceed the Commercial Restricted SCO. Given the nature of their work (*i.e.*, trenching, excavation, installing deep piles, etc.), construction workers have the potential to contact subsurface soil via ingestion and dermal contact. Potential exposure pathways for utility workers may be complete due to the presence of subsurface sewer and potential water facilities associated with future construction at the property.

Exposure to subsurface soils (up to 15 feet bgs) is only possible if the soils are disturbed. Exposure through dermal contact and incidental ingestion for these receptors would only be possible if excavation of soils below 12 feet in the vicinity of SRI exploration locations GPESB-6W and GPESB-10 at 89 Willow Avenue.

Groundwater

Evaluation of groundwater concentrations at the 89 Willow Avenue property indicates that metals including (chromium, lead, mercury, and selenium) and cyanide are present at concentrations that are at or above applicable SCGs (Table 6). VOCs (including benzene, toluene, and xylene) and PAHs (including naphthalene and acenaphthene) are present in deep groundwater however these chemicals are isolated to two areas at the site. Groundwater is not used as a potable water source so a complete exposure pathway for ingestion does not exist at this site. The site will be connected to the New York City Public water supply system eliminating this potential pathway.

Direct contact exposures to shallow groundwater are expected to be limited to those individuals engaged in excavation work. Of the above-mentioned chemicals only cyanide is present in the shallow groundwater in concentrations at or above the SCGs. Even though cyanide does exceed the SCGs in four locations (GPESB-3WS, GPESB-5WS, GPESB-3WS, and GPESB-7WS), dermal absorption is not a route of exposure for cyanide, and therefore a complete exposure pathway is not present.

Direct contact exposures to deep groundwater are expected to be limited to those individuals engaged in excavation work (e.g., construction worker and utility worker). However, implementation of institutional controls such as a soil and groundwater management plan will minimize this potential pathway.

4. Conclusions

The 89 Willow Avenue property is currently a gravel parking lot. The private property owner indicated the future site use will be a slab-on-grade commercial warehouse with paved parking areas.

Although the Qualitative Human Health Exposure Assessment indicates there are current complete exposure pathways to Chemicals of Potential Concern (COPCs) at the site, this evaluation was based on comparison to the Part 375 Unrestricted SCOs. When comparing the concentrations of chemicals detected in this SRI to the Restricted Commercial Use Soil Cleanup Objectives most of the detected chemicals in the shallow soils meet the protection of public health-commercial use criteria requiring no remedial action. Regardless the planned IRM at the site, which includes the removal of isolated pockets of purifier wastes and the removal of the top three to seven feet of soil, will eliminate the complete pathway presented by the shallow subsurface soils.

Only soils at depths greater than 12 feet below the ground surface pose a potential pathway of concern. These soils (at sample locations GPESB-1W, 6W, 7, and 10) are below the water table, below the typical depth for slab-on-grade footer construction, and are approaching the practical limits of typical construction excavation equipment depths (commonly considered to be 15 feet for risk assessment purposes). Therefore, it is unlikely that incidental contact with these deep soils would occur except for the possible future utility worker who may repair the on-site storm sewer. However, institutional controls such as a soil management plan can mitigate this potential pathway.

Several chemicals in groundwater are present at concentrations that exceed NYSDEC Standards, Criteria, and Guidance (SCG) values; however the groundwater is not used as a potable water source so a complete exposure pathway for ingestion does not exist at this site. Direct contact exposures to shallow groundwater are expected to be limited to those individuals engaged in excavation work and only cyanide exceeds the SCGs in the shallow groundwater where contact is probable. However dermal absorption is not a route of exposure for cyanide, therefore a complete exposure pathway is not present.

Direct contact exposures to deep groundwater are expected to be limited to those individuals engaged in excavation work (e.g., construction worker and utility worker). However, implementation of institutional controls will minimize this potential exposure pathway.

In summary, the site's zoning, current, and future use are consistent with industrial/ commercial land use which dramatically reduce potential human health risks. The impending soil removal IRM and institutional controls can eliminate all potential complete pathways, thus eliminating human health risks, for the site.

Tables

APPENDIX F
TABLE 1 (cont.)
OFF-SITE AREA (89 WILLOW AVENUE)
SUPPLEMENTAL REMEDIAL INVESTIGATION
VOLATILE ORGANIC COMPOUNDS IN SOIL

Sample Number:	**SubPart 375 Protection of Public Health Restricted Commercial SCO**	**SubPart 375 Protection of Public Health Unrestricted SCO**	**GPESB-1W-1**		**GPESB-1W-2**		**GPESB-1W-3**		**GPESB-1W-4**		**GPESB-1W-5**		**GPESB-1W-6**	
Lab Sample ID No:			**0711008-001A**		**0711202-001A**		**0711202-002A**		**0711202-003A**		**0711390-001A**		**0711390-002A**	
Depth (ft bgs):			**0.5 - 1.0**		**1.5 - 2.0**		**4.5 - 5.0**		**4.5 - 5.0**		**17.0 - 17.5**		**31.0 - 32.0**	
Sample Type:			**Soil**		**Soil**		**Soil**		**Soil**		**Soil**		**Soil**	
Sample Date:			**9/21/2007**		**9/21/2007**		**9/21/2007**		**9/21/2007**		**10/1/2007**		**10/1/2007**	
Units:			**mg/kg**	**Q**	**mg/kg**	**Q**	**mg/kg**	**Q**	**mg/kg**	**Q**	**mg/kg**	**Q**	**mg/kg**	**Q**
Methylene chloride	500	0.05	0.01	BJ	0.003	BJ	0.003	BJ	0.002	BJ	0.015	U	0.022	B
Acetone	500	0.05	0.012	U	0.012	U	0.012	U	0.012	U	0.18		1.8	D
Carbon disulfide	500	--	0.012	U	0.002	J	0.012	U	0.012	U	0.015	U	0.003	J
2-Butanone	500	0.12	0.012	U	0.012	U	0.012	U	0.012	U	0.058		0.23	
Benzene	44	0.06	0.012	U	0.012	U	0.012	U	0.012	U	0.014	J	0.018	U
Tetrachloroethene	150	1.3	0.012	U	0.012	U	0.012	U	0.012	U	0.015	U	0.018	U
Toluene	500	0.7	0.012	U	0.012	U	0.012	U	0.012	U	0.004	J	0.018	U
Ethylbenzene	390	1	0.012	U	0.012	U	0.012	U	0.012	U	0.17		0.018	U
Styrene	500	--	0.012	U	0.012	U	0.012	U	0.012	U	0.015	U	0.018	U
Xylene (total)	500	0.26	0.012	U	0.012	U	0.012	U	0.012	U	0.017		0.018	U
Total VOCs	--	--	0.01		0.005		0.003		0.002		0.438		2.055	
Total BTEX	--	--	ND		ND		ND		ND		0.205		ND	
Total TICs	--	--	ND		ND		ND		ND		1.245		0.101	

NOTES:
U - Indicates a compound was analyzed for, but not detected. For results marked U, the numerical value is the compound MDL or PQL.
J - Indicates an estimated value.
E - Indicates concentration exceeds the calibrated range of the instrument. Concentrations in diluted sample are lower.
B - Indicates that the analyte was found in the blank as well as the sample. It indicates possible/probable blank contamination.
NA - Indicates that sample was not analyzed.
Q - Indicates laboratory qualifier.
-- No established standard
VOCs - Volatile Organic Compounds
BTEX - Benzene, Xylene, Ethyl Benzene, and Toluene
TICs - Tentatively Identified Compounds
D - Indicates that the analyte was detected from a dilution analysis
R - Indicates that the result was rejected after verification
The Restricted Commercial Soil Cleanup Objective was taken from the most recent version of SubPart 375-6.
The Unrestricted Soil Cleanup Objective was taken from the most recent version of SubPart 375-6.
Shading indicates that the detected result value exceeds the Unrestricted Commercial Soil Cleanup Objective SubPart 375-6.
Shading and bolding indicates that the detected result value exceeds the Restricted Commercial and Unrestricted Soil Cleanup Objective SubPart 375-6.

APPENDIX F
TABLE 1 (cont.)
OFF-SITE AREA (89 WILLOW AVENUE)
SUPPLEMENTAL REMEDIAL INVESTIGATION
VOLATILE ORGANIC COMPOUNDS IN SOIL

Sample Number:	**SubPart 375 Protection of Public Health Restricted Commercial SCO**	**SubPart 375 Protection of Public Health Unrestricted SCO**	**GPESB-1W-7**		**GPESB-1WA-1**		**GPESB-1WA-2**		**GPESB-1WA-3**		**GPESB-1WA-4**		**GPESB-2-1**	
Lab Sample ID No:			**0711390-003A**		**0711566-001A**		**0711566-002A**		**0711566-003A**		**0711566-004A**		**0711008-003A**	
Depth (ft bgs):			**35.0 - 36.0**		**0.5 - 2.0**		**5.5 - 6.5**		**22.25 - 23.25**		**25.0 - 26.0**		**0.5 - 1.0**	
Sample Type:			**Soil**		**Soil**		**Soil**		**Soil**		**Soil**		**Soil**	
Sample Date:			**10/1/2007**		**10/4/2007**		**10/4/2007**		**10/4/2007**		**10/4/2007**		**9/21/2007**	
Units:			**mg/kg**	**Q**	**mg/kg**	**Q**	**mg/kg**	**Q**	**mg/kg**	**Q**	**mg/kg**	**Q**	**mg/kg**	**Q**
Methylene chloride	500	0.05	0.063	BJ	0.007	BJ	0.008	BJ	0.013	BJ	0.01	BJ	0.011	U
Acetone	500	0.05	3.1	D	0.011	U	0.014	U	1.1	DB	1.5	DB	0.011	U
Carbon disulfide	500	--	0.089	U	0.011	U	0.014	U	0.004	J	0.023	U	0.011	U
2-Butanone	500	0.12	0.61		0.011	U	0.014	U	0.19		0.18		0.011	U
Benzene	44	0.06	0.089	U	0.011	U	0.014	U	0.02	U	0.023	U	0.011	U
Tetrachloroethene	150	1.3	0.089	U	0.011	U	0.014	U	0.02	U	0.023	U	0.011	UJ
Toluene	500	0.7	0.089	U	0.011	U	0.014	U	0.02	U	0.023	U	0.011	U
Ethylbenzene	390	1	0.089	U	0.011	U	0.014	U	0.02	U	0.023	U	0.011	U
Styrene	500	--	0.089	U	0.011	U	0.014	U	0.02	U	0.023	U	0.011	U
Xylene (total)	500	0.26	0.089	U	0.011	U	0.014	U	0.02	U	0.023	U	0.011	U
Total VOCs	--	--	3.773		0.007		0.008		1.307		1.69		0.011	
Total BTEX	--	--	ND		ND		ND		ND		ND		ND	
Total TICs	--	--	0.565		0.055		0.107		0.135		0.051		ND	

NOTES:
U - Indicates a compound was analyzed for, but not detected. For results marked U, the numerical value is the compound MDL or PQL.
J - Indicates an estimated value.
E - Indicates concentration exceeds the calibrated range of the instrument. Concentrations in diluted sample are lower.
B - Indicates that the analyte was found in the blank as well as the sample. It indicates possible/probable blank contamination.
NA - Indicates that sample was not analyzed.
Q - Indicates laboratory qualifier.
-- No established standard
VOCs - Volatile Organic Compounds
BTEX - Benzene, Xylene, Ethyl Benzene, and Toluene
TICs - Tentatively Identified Compounds
D - Indicates that the analyte was detected from a dilution analysis
R - Indicates that the result was rejected after verification
The Restricted Commercial Soil Cleanup Objective was taken from the most recent version of SubPart 375-6.
The Unrestricted Soil Cleanup Objective was taken from the most recent version of SubPart 375-6.
Shading indicates that the detected result value exceeds the Unrestricted Commercial Soil Cleanup Objective SubPart 375-6.
Shading and bolding indicates that the detected result value exceeds the Restricted Commercial and Unrestricted Soil Cleanup Objective SubPart 375-6.

APPENDIX F
TABLE 1 (cont.)
OFF-SITE AREA (89 WILLOW AVENUE)
SUPPLEMENTAL REMEDIAL INVESTIGATION
VOLATILE ORGANIC COMPOUNDS IN SOIL

Sample Number:	**SubPart 375 Protection of Public Health Restricted Commercial SCO**	**SubPart 375 Protection of Public Health Unrestricted SCO**	**GPESB-2-2**		**GPESB-2-3**		**GPESB-3W-1**		**GPESB-3W-2**		**GPESB-3W-3**		**GPESB-4-1**	
Lab Sample ID No:			**0711076-001A**		**0711390-004A**		**0711008-004A**		**0711076-002A**		**0711326-001A**		**0711008-005A**	
Depth (ft bgs):			**4.5 - 5.0**		**17.5 - 18.5**		**0.5 - 1.0**		**4.5 - 5.0**		**27.0 - 28.0**		**0.5 - 1.0**	
Sample Type:			**Soil**		**Soil**		**Soil**		**Soil**		**Soil**		**Soil**	
Sample Date:			**9/24/2007**		**10/1/2007**		**9/21/2007**		**9/24/2007**		**9/28/2007**		**9/21/2007**	
Units:			**mg/kg**	**Q**	**mg/kg**	**Q**	**mg/kg**	**Q**	**mg/kg**	**Q**	**mg/kg**	**Q**	**mg/kg**	**Q**
Methylene chloride	500	0.05	0.004	BJ	0.008	BJ	0.013	B	0.003	BJ	0.022	BJ	0.011	U
Acetone	500	0.05	0.011	U	0.011	U	0.011	U	0.011	U	1.4	D	0.011	U
Carbon disulfide	500	--	0.011	U	0.011	U	0.011	U	0.011	U	0.007	J	0.011	U
2-Butanone	500	0.12	0.011	U	0.011	U	0.011	U	0.011	U	0.37		0.011	U
Benzene	44	0.06	0.011	U	0.011	U	0.011	U	0.011	U	0.023	U	0.011	U
Tetrachloroethene	150	1.3	0.011	U	0.011	U	0.011	U	0.011	U	0.023	U	0.011	UJ
Toluene	500	0.7	0.011	U	0.011	U	0.011	U	0.011	U	0.023	U	0.011	U
Ethylbenzene	390	1	0.011	U	0.011	U	0.011	U	0.011	U	0.023	U	0.011	U
Styrene	500	--	0.011	U	0.011	U	0.011	U	0.011	U	0.023	U	0.011	U
Xylene (total)	500	0.26	0.011	U	0.011	U	0.011	U	0.011	U	0.023	U	0.011	U
Total VOCs	--	--	0.004		0.008		0.013		0.003		1.799		0.011	
Total BTEX	--	--	ND		ND		ND		ND		ND		ND	
Total TICs	--	--	ND		0.027		ND		ND		0.062		ND	

NOTES:
U - Indicates a compound was analyzed for, but not detected. For results marked U, the numerical value is the compound MDL or PQL.
J - Indicates an estimated value.
E - Indicates concentration exceeds the calibrated range of the instrument. Concentrations in diluted sample are lower.
B - Indicates that the analyte was found in the blank as well as the sample. It indicates possible/probable blank contamination.
NA - Indicates that sample was not analyzed.
Q - Indicates laboratory qualifier.
-- No established standard
VOCs - Volatile Organic Compounds
BTEX - Benzene, Xylene, Ethyl Benzene, and Toluene
TICs - Tentatively Identified Compounds
D - Indicates that the analyte was detected from a dilution analysis
R - Indicates that the result was rejected after verification
The Restricted Commercial Soil Cleanup Objective was taken from the most recent version of SubPart 375-6.
The Unrestricted Soil Cleanup Objective was taken from the most recent version of SubPart 375-6.
Shading indicates that the detected result value exceeds the Unrestricted Commercial Soil Cleanup Objective SubPart 375-6.
Shading and bolding indicates that the detected result value exceeds the Restricted Commercial and Unrestricted Soil Cleanup Objective SubPart 375-(

APPENDIX F
TABLE 1 (cont.)
OFF-SITE AREA (89 WILLOW AVENUE)
SUPPLEMENTAL REMEDIAL INVESTIGATION
VOLATILE ORGANIC COMPOUNDS IN SOIL

Sample Number:	**SubPart 375 Protection of Public Health Restricted Commercial SCO**	**SubPart 375 Protection of Public Health Unrestricted SCO**	**GPESB-4-2**		**GPESB-4-3**		**GPESB-5W-1**		**GPESB-5W-2**		**GPESB-5W-3**		**GPESB-6W-1**	
Lab Sample ID No:			**0711076-003A**		**0711326-002A**		**0711008-006A**		**0711076-004A**		**0711272-001A**		**0711008-007A**	
Depth (ft bgs):			**4.0 - 4.5**		**25.5 - 27.5**		**0.5 - 1.0**		**4.0 - 4.5**		**11.5 - 12.5**		**0.5 - 1.0**	
Sample Type:			**Soil**		**Soil**		**Soil**		**Soil**		**Soil**		**Soil**	
Sample Date:			**9/24/2007**		**9/28/2007**		**9/21/2007**		**9/24/2007**		**9/27/2007**		**9/21/2007**	
Units:			**mg/kg**	**Q**	**mg/kg**	**Q**	**mg/kg**	**Q**	**mg/kg**	**Q**	**mg/kg**	**Q**	**mg/kg**	**Q**
Methylene chloride	500	0.05	0.003	BJ	0.016	B	0.011	B	0.004	BJ	0.004	BJ	0.011	U
Acetone	500	0.05	0.012	U	0.5	D	0.011	U	0.012	U	0.012	U	0.011	U
Carbon disulfide	500	--	0.012	U	0.016	U	0.011	U	0.012	U	0.012	U	0.011	U
2-Butanone	500	0.12	0.012	U	0.11		0.011	U	0.012	U	0.012	U	0.011	U
Benzene	44	0.06	0.012	U	0.016	U	0.011	U	0.012	U	0.012	U	0.011	U
Tetrachloroethene	150	1.3	0.012	U	0.016	U	0.011	U	0.012	U	0.012	U	0.011	U
Toluene	500	0.7	0.012	U	0.016	U	0.011	U	0.012	U	0.012	U	0.011	U
Ethylbenzene	390	1	0.012	U	0.016	U	0.011	U	0.012	U	0.012	U	0.011	U
Styrene	500	--	0.012	U	0.016	U	0.011	U	0.012	U	0.012	U	0.011	U
Xylene (total)	500	0.26	0.012	U	0.016	U	0.011	U	0.012	U	0.012	U	0.011	U
Total VOCs	--	--	0.003		0.626		0.022		0.004		0.004		0.009	
Total BTEX	--	--	ND		ND		0.011		ND		ND		ND	
Total TICs	--	--	ND		0.015		ND		ND		ND		ND	

NOTES:
U - Indicates a compound was analyzed for, but not detected. For results marked U, the numerical value is the compound MDL or PQL.
J - Indicates an estimated value.
E - Indicates concentration exceeds the calibrated range of the instrument. Concentrations in diluted sample are lower.
B - Indicates that the analyte was found in the blank as well as the sample. It indicates possible/probable blank contamination.
NA - Indicates that sample was not analyzed.
Q - Indicates laboratory qualifier.
-- No established standard
VOCs - Volatile Organic Compounds
BTEX - Benzene, Xylene, Ethyl Benzene, and Toluene
TICs - Tentatively Identified Compounds
D - Indicates that the analyte was detected from a dilution analysis
R - Indicates that the result was rejected after verification
The Restricted Commercial Soil Cleanup Objective was taken from the most recent version of SubPart 375-6.
The Unrestricted Soil Cleanup Objective was taken from the most recent version of SubPart 375-6.
Shading indicates that the detected result value exceeds the Unrestricted Commercial Soil Cleanup Objective SubPart 375-6.
Shading and bolding indicates that the detected result value exceeds the Restricted Commercial and Unrestricted Soil Cleanup Objective SubPart 375-6.

APPENDIX F
TABLE 1 (cont.)
OFF-SITE AREA (89 WILLOW AVENUE)
SUPPLEMENTAL REMEDIAL INVESTIGATION
VOLATILE ORGANIC COMPOUNDS IN SOIL

Sample Number:	**SubPart 375 Protection of Public Health Restricted Commercial SCO**	**SubPart 375 Protection of Public Health Unrestricted SCO**	**GPESB-6W-2**		**GPESB-6W-3**		**GPESB-6W-4**		**GPESB-6W-5**		**GPESB-6WA-1**		**GPESB-6WA-2**	
Lab Sample ID No:			**0711076-005A**		**0711076-006A**		**0711272-002A**		**0711272-003A**		**0711565-001A**		**0711565-002A**	
Depth (ft bgs):			**1.5 - 2.0**		**2.5 - 3.0**		**12.0 - 13.0**		**21.0 - 22.0**		**0.5 - 2.0**		**5.5 - 6.5**	
Sample Type:			**Soil**		**Soil**		**Soil**		**Soil**		**Soil**		**Soil**	
Sample Date:			**9/24/2007**		**9/24/2007**		**9/27/2007**		**9/27/2007**		**10/3/2007**		**10/3/2007**	
Units:			**mg/kg**	**Q**	**mg/kg**	**Q**	**mg/kg**	**Q**	**mg/kg**	**Q**	**mg/kg**	**Q**	**mg/kg**	**Q**
Methylene chloride	500	0.05	0.012	U	0.003	BJ	0.014	U	0.019	BJ	0.007	J	0.007	J
Acetone	500	0.05	0.029	J	0.02	U	0.017	J	0.51		0.011	U	0.011	U
Carbon disulfide	500	--	0.012	U	0.02	U	0.014	U	0.006	J	0.011	U	0.011	U
2-Butanone	500	0.12	0.012	U	0.02	U	0.014	U	0.15		0.011	U	0.011	U
Benzene	44	0.06	0.012	U	0.02	U	0.014	U	0.026	U	0.011	U	0.011	U
Tetrachloroethene	150	1.3	0.012	U	0.02	U	0.014	U	0.026	U	0.011	U	0.011	U
Toluene	500	0.7	0.012	U	0.02	U	0.014	U	0.026	U	0.011	U	0.011	U
Ethylbenzene	390	1	0.012	U	0.02	U	0.014	U	0.026	U	0.011	U	0.011	U
Styrene	500	--	0.004	J	0.02	U	0.014	U	0.026	U	0.011	U	0.011	U
Xylene (total)	500	0.26	0.012	U	0.02	U	0.006	J	0.026	U	0.011	U	0.011	U
Total VOCs	--	--	0.039		0.003		0.028		0.685		0.007		0.007	
Total BTEX	--	--	ND		ND		0.006		ND		ND		ND	
Total TICs	--	--	ND		ND		0.316		0.024		0.046		0.028	

NOTES:

U - Indicates a compound was analyzed for, but not detected. For results marked U, the numerical value is the compound MDL or PQL.
J - Indicates an estimated value.
E - Indicates concentration exceeds the calibrated range of the instrument. Concentrations in diluted sample are lower.
B - Indicates that the analyte was found in the blank as well as the sample. It indicates possible/probable blank contamination.
NA - Indicates that sample was not analyzed.
Q - Indicates laboratory qualifier.
-- No established standard
VOCs - Volatile Organic Compounds
BTEX - Benzene, Xylene, Ethyl Benzene, and Toluene
TICs - Tentatively Identified Compounds
D - Indicates that the analyte was detected from a dilution analysis
R - Indicates that the result was rejected after verification
The Restricted Commercial Soil Cleanup Objective was taken from the most recent version of SubPart 375-6.
The Unrestricted Soil Cleanup Objective was taken from the most recent version of SubPart 375-6.
Shading indicates that the detected result value exceeds the Unrestricted Commercial Soil Cleanup Objective SubPart 375-6.
Shading and bolding indicates that the detected result value exceeds the Restricted Commercial and Unrestricted Soil Cleanup Objective SubPart 375-6.

APPENDIX F
TABLE 1 (cont.)
OFF-SITE AREA (89 WILLOW AVENUE)
SUPPLEMENTAL REMEDIAL INVESTIGATION
VOLATILE ORGANIC COMPOUNDS IN SOIL

Sample Number:	**SubPart 375 Protection of Public Health Restricted Commercial SCO**	**SubPart 375 Protection of Public Health Unrestricted SCO**	**GPESB-6WA-3**		**GPESB-6WA-4**		**GPESB-7-1**		**GPESB-7-2**		**GPESB-7-3**		**GPESB-7-4**	
Lab Sample ID No:			**0711565-003A**		**0711565-004A**		**0711008-008A**		**0711008-009A**		**0711008-010A**		**0711272-004A**	
Depth (ft bgs):			**13.5 - 14.5**		**24.0 - 25.0**		**0.5 - 1.0**		**2.0 - 2.5**		**3.5 - 4.0**		**12.75 - 13.75**	
Sample Type:			**Soil**		**Soil**		**Soil**		**Soil**		**Soil**		**Soil**	
Sample Date:			**10/3/2007**		**10/3/2007**		**9/20/2007**		**9/20/2007**		**9/20/2007**		**9/26/2007**	
Units:			**mg/kg**	**Q**	**mg/kg**	**Q**	**mg/kg**	**Q**	**mg/kg**	**Q**	**mg/kg**	**Q**	**mg/kg**	**Q**
Methylene chloride	500	0.05	0.007	J	0.016	J	0.006	BJ	0.012	B	0.015	B	0.013	U
Acetone	500	0.05	0.17		0.73	D	0.015	U	0.012	U	0.012	U	0.083	J
Carbon disulfide	500	--	0.005	J	0.013	J	0.015	U	0.012	U	0.012	U	0.002	J
2-Butanone	500	0.12	0.045		0.22		0.015	U	0.012	U	0.012	U	0.026	J
Benzene	44	0.06	0.013	U	0.026	U	0.015	U	0.012	U	0.012	U	0.013	U
Tetrachloroethene	150	1.3	0.013	U	0.026	U	0.015	U	0.012	U	0.012	U	0.013	U
Toluene	500	0.7	0.013	U	0.026	U	0.015	U	0.012	U	0.012	U	0.013	U
Ethylbenzene	390	1	0.003	J	0.026	U	0.015	U	0.012	U	0.012	U	0.011	J
Styrene	500	--	0.013	U	0.026	U	0.015	U	0.012	U	0.012	U	0.013	U
Xylene (total)	500	0.26	0.007	J	0.026	U	0.015	U	0.012	U	0.012	U	0.006	J
Total VOCs	--	--	0.237		0.979		0.006		0.012		0.015		0.132	
Total BTEX	--	--	0.01		ND		ND		ND		ND		0.017	
Total TICs	--	--	0.566		0.107		ND		ND		ND		0.704	

NOTES:
U - Indicates a compound was analyzed for, but not detected. For results marked U, the numerical value is the compound MDL or PQL.
J - Indicates an estimated value.
E - Indicates concentration exceeds the calibrated range of the instrument. Concentrations in diluted sample are lower.
B - Indicates that the analyte was found in the blank as well as the sample. It indicates possible/probable blank contamination.
NA - Indicates that sample was not analyzed.
Q - Indicates laboratory qualifier.
-- No established standard
VOCs - Volatile Organic Compounds
BTEX - Benzene, Xylene, Ethyl Benzene, and Toluene
TICs - Tentatively Identified Compounds
D - Indicates that the analyte was detected from a dilution analysis
R - Indicates that the result was rejected after verification
The Restricted Commercial Soil Cleanup Objective was taken from the most recent version of SubPart 375-6.
The Unrestricted Soil Cleanup Objective was taken from the most recent version of SubPart 375-6.
Shading indicates that the detected result value exceeds the Unrestricted Commercial Soil Cleanup Objective SubPart 375-6.
Shading and bolding indicates that the detected result value exceeds the Restricted Commercial and Unrestricted Soil Cleanup Objective SubPart 375-6.

APPENDIX F
TABLE 1 (cont.)
OFF-SITE AREA (89 WILLOW AVENUE)
SUPPLEMENTAL REMEDIAL INVESTIGATION
VOLATILE ORGANIC COMPOUNDS IN SOIL

Sample Number:	**SubPart 375 Protection of Public Health Restricted Commercial SCO**	**SubPart 375 Protection of Public Health Unrestricted SCO**	**GPESB-7-5**		**GPESB-7A-1**		**GPESB-7A-2**		**GPESB-7A-3**		**GPESB-7A-4**		**GPESB-8W-1**	
Lab Sample ID No:			**0711272-005A**		**0711443-001A**		**0711443-002A**		**0711565-005A**		**0711565-006A**		**0711008-011A**	
Depth (ft bgs):			**22.0 - 23.0**		**0.5 - 2.0**		**5.5 - 6.5**		**15.0 - 16.0**		**25.5 - 26.5**		**0.5 - 1.0**	
Sample Type:			**Soil**		**Soil**		**Soil**		**Soil**		**Soil**		**Soil**	
Sample Date:			**9/26/2007**		**10/2/2007**		**10/2/2007**		**10/3/2007**		**10/3/2007**		**9/20/2007**	
Units:			**mg/kg**	**Q**	**mg/kg**	**Q**	**mg/kg**	**Q**	**mg/kg**	**Q**	**mg/kg**	**Q**	**mg/kg**	**Q**
Methylene chloride	500	0.05	0.026	B	0.007	BJ	0.008	BJ	0.01	J	0.014	J	0.004	BJ
Acetone	500	0.05	0.4	D	0.011	U	0.036		0.043		2.1	DB	0.012	U
Carbon disulfide	500	--	0.007	J	0.011	U	0.012	U	0.003	J	0.005	J	0.012	U
2-Butanone	500	0.12	0.19		0.011	U	0.009	J	0.016	U	0.23		0.012	U
Benzene	44	0.06	0.026	U	0.011	U	0.012	U	0.016	U	0.019	U	0.012	U
Tetrachloroethene	150	1.3	0.026	U	0.011	U	0.012	U	0.016	U	0.019	U	0.012	U
Toluene	500	0.7	0.026	U	0.011	U	0.012	U	0.004	J	0.019	U	0.012	U
Ethylbenzene	390	1	0.026	U	0.011	U	0.012	U	0.016		0.019	U	0.012	U
Styrene	500	--	0.026	U	0.011	U	0.012	U	0.029		0.019	U	0.012	U
Xylene (total)	500	0.26	0.026	U	0.011	U	0.012	U	0.043		0.019	U	0.012	U
Total VOCs	--	--	0.623		0.007		0.053		0.148		2.349		0.004	
Total BTEX	--	--	ND		ND		ND		0.063		ND		ND	
Total TICs	--	--	0.021		0.009		0.042		4.64		0.07		ND	

NOTES:
U - Indicates a compound was analyzed for, but not detected. For results marked U, the numerical value is the compound MDL or PQL.
J - Indicates an estimated value.
E - Indicates concentration exceeds the calibrated range of the instrument. Concentrations in diluted sample are lower.
B - Indicates that the analyte was found in the blank as well as the sample. It indicates possible/probable blank contamination.
NA - Indicates that sample was not analyzed.
Q - Indicates laboratory qualifier.
-- No established standard
VOCs - Volatile Organic Compounds
BTEX - Benzene, Xylene, Ethyl Benzene, and Toluene
TICs - Tentatively Identified Compounds
D - Indicates that the analyte was detected from a dilution analysis
R - Indicates that the result was rejected after verification
The Restricted Commercial Soil Cleanup Objective was taken from the most recent version of SubPart 375-6.
The Unrestricted Soil Cleanup Objective was taken from the most recent version of SubPart 375-6.
Shading indicates that the detected result value exceeds the Unrestricted Commercial Soil Cleanup Objective SubPart 375-6.
Shading and bolding indicates that the detected result value exceeds the Restricted Commercial and Unrestricted Soil Cleanup Objective SubPart 375-6.

APPENDIX F
TABLE 1 (cont.)
OFF-SITE AREA (89 WILLOW AVENUE)
SUPPLEMENTAL REMEDIAL INVESTIGATION
VOLATILE ORGANIC COMPOUNDS IN SOIL

Sample Number:	**SubPart 375 Protection of Public Health Restricted Commercial SCO**	**SubPart 375 Protection of Public Health Unrestricted SCO**	**GPESB-8W-2**		**GPESB-8W-3**		**GPESB-8W-4**		**GPESB-8WA-1**		**GPESB-8WA-2**		**GPESB-8WA-3**	
Lab Sample ID No:			**0711008-012A**		**0711272-006A**		**0711272-007A**		**0711443-003A**		**0711443-004A**		**0711443-005A**	
Depth (ft bgs):			**2.5 - 3.0**		**6.5 - 7.5**		**22.0 - 23.0**		**0.5 - 2.0**		**5.0 - 6.0**		**15.5 - 16.0**	
Sample Type:			**Soil**		**Soil**		**Soil**		**Soil**		**Soil**		**Soil**	
Sample Date:			**9/20/2007**		**9/26/2007**		**9/26/2007**		**10/2/2007**		**10/2/2007**		**10/2/2007**	
Units:			**mg/kg**	**Q**	**mg/kg**	**Q**	**mg/kg**	**Q**	**mg/kg**	**Q**	**mg/kg**	**Q**	**mg/kg**	**Q**
Methylene chloride	500	0.05	0.002	BJ	0.009	BJ	0.08	B	0.012	U	0.007	BJ	0.008	BJ
Acetone	500	0.05	0.012	U	0.035		0.7		0.012	U	0.14		0.013	U
Carbon disulfide	500	--	0.012	U	0.013	U	0.011	J	0.002	J	0.012	U	0.013	U
2-Butanone	500	0.12	0.012	U	0.008	J	0.19		0.012	U	0.04		0.013	U
Benzene	44	0.06	0.012	U	0.013	U	0.066	U	0.012	U	0.012	U	0.013	U
Tetrachloroethene	150	1.3	0.012	U	0.013	U	0.066	U	0.012	U	0.012	U	0.013	U
Toluene	500	0.7	0.012	U	0.013	U	0.066	U	0.012	U	0.012	U	0.013	U
Ethylbenzene	390	1	0.012	U	0.013	U	0.066	U	0.012	U	0.012	U	0.013	U
Styrene	500	--	0.012	U	0.013	U	0.066	U	0.012	U	0.012	U	0.013	U
Xylene (total)	500	0.26	0.012	U	0.013	U	0.066	U	0.012	U	0.012	U	0.013	U
Total VOCs	--	--	0.002		0.052		0.981		0.012		0.187		0.008	
Total BTEX	--	--	ND		ND		ND		ND		ND		ND	
Total TICs	--	--	ND		ND		0.18		0.011		0.038		0.024	

NOTES:
U - Indicates a compound was analyzed for, but not detected. For results marked U, the numerical value is the compound MDL or PQL.
J - Indicates an estimated value.
E - Indicates concentration exceeds the calibrated range of the instrument. Concentrations in diluted sample are lower.
B - Indicates that the analyte was found in the blank as well as the sample. It indicates possible/probable blank contamination.
NA - Indicates that sample was not analyzed.
Q - Indicates laboratory qualifier.
-- No established standard
VOCs - Volatile Organic Compounds
BTEX - Benzene, Xylene, Ethyl Benzene, and Toluene
TICs - Tentatively Identified Compounds
D - Indicates that the analyte was detected from a dilution analysis
R - Indicates that the result was rejected after verification
The Restricted Commercial Soil Cleanup Objective was taken from the most recent version of SubPart 375-6.
The Unrestricted Soil Cleanup Objective was taken from the most recent version of SubPart 375-6.
Shading indicates that the detected result value exceeds the Unrestricted Commercial Soil Cleanup Objective SubPart 375-6.
Shading and bolding indicates that the detected result value exceeds the Restricted Commercial and Unrestricted Soil Cleanup Objective SubPart 375-(

APPENDIX F
TABLE 1 (cont.)
OFF-SITE AREA (89 WILLOW AVENUE)
SUPPLEMENTAL REMEDIAL INVESTIGATION
VOLATILE ORGANIC COMPOUNDS IN SOIL

Sample Number:	**SubPart 375 Protection of Public Health Restricted Commercial SCO**	**SubPart 375 Protection of Public Health Unrestricted SCO**	**GPESB-8WA-4**		**GPESB-10-1**		**GPESB-10-2**		**GPESB-10-3**		**GPESB-10-4**		**GPESB-10A-1**	
Lab Sample ID No:			**0711443-006**		**0711008-013A**		**0711076-007A**		**0711272-008A**		**0711272-009A**		**0711565-007A**	
Depth (ft bgs):			**21.5 - 22.5**		**0 - 0.5**		**2.5 - 3.0**		**12.33 - 13.33**		**21.0 - 22.0**		**0.5 - 2.0**	
Sample Type:			**Soil**		**Soil**		**Soil**		**Soil**		**Soil**		**Soil**	
Sample Date:			**10/2/2007**		**9/21/2007**		**9/24/2007**		**9/27/2007**		**9/27/2007**		**10/3/2007**	
Units:			**mg/kg**	**Q**	**mg/kg**	**Q**	**mg/kg**	**Q**	**mg/kg**	**Q**	**mg/kg**	**Q**	**mg/kg**	**Q**
Methylene chloride	500	0.05	0.019	BJ	0.005	BJ	0.004	BJ	0.012	U	0.03	U	0.005	BJ
Acetone	500	0.05	0.31		0.011	U	0.012	U	0.16		0.8	D	0.011	U
Carbon disulfide	500	--	0.005	J	0.011	U	0.012	U	0.002	J	0.003	J	0.011	U
2-Butanone	500	0.12	0.095		0.011	U	0.012	U	0.039	J	0.17	J	0.011	U
Benzene	44	0.06	0.024	U	0.011	U	0.012	U	0.012	U	0.02	U	0.011	U
Tetrachloroethene	150	1.3	0.024	U	0.011	U	0.012	U	0.012	U	0.02	U	0.011	U
Toluene	500	0.7	0.024	U	0.011	U	0.012	U	0.012	U	0.02	U	0.011	U
Ethylbenzene	390	1	0.024	U	0.011	U	0.012	U	0.012	U	0.02	U	0.011	U
Styrene	500	--	0.024	U	0.011	U	0.012	U	0.012	U	0.02	U	0.011	U
Xylene (total)	500	0.26	0.008	J	0.011	U	0.012	U	0.012	U	0.02	U	0.011	U
Total VOCs	--	--	0.437		0.005		0.004		0.212		1.003		0.005	
Total BTEX	--	--	0.008		ND		ND		ND		ND		ND	
Total TICs	--	--	1.004		ND		ND		ND		0.019		0.042	

NOTES:
U - Indicates a compound was analyzed for, but not detected. For results marked U, the numerical value is the compound MDL or PQL.
J - Indicates an estimated value.
E - Indicates concentration exceeds the calibrated range of the instrument. Concentrations in diluted sample are lower.
B - Indicates that the analyte was found in the blank as well as the sample. It indicates possible/probable blank contamination.
NA - Indicates that sample was not analyzed.
Q - Indicates laboratory qualifier.
-- No established standard
VOCs - Volatile Organic Compounds
BTEX - Benzene, Xylene, Ethyl Benzene, and Toluene
TICs - Tentatively Identified Compounds
D - Indicates that the analyte was detected from a dilution analysis
R - Indicates that the result was rejected after verification
The Restricted Commercial Soil Cleanup Objective was taken from the most recent version of SubPart 375-6.
The Unrestricted Soil Cleanup Objective was taken from the most recent version of SubPart 375-6.
Shading indicates that the detected result value exceeds the Unrestricted Commercial Soil Cleanup Objective SubPart 375-6.
Shading and bolding indicates that the detected result value exceeds the Restricted Commercial and Unrestricted Soil Cleanup Objective SubPart 375-6.

APPENDIX F
TABLE 1 (cont.)
OFF-SITE AREA (89 WILLOW AVENUE)
SUPPLEMENTAL REMEDIAL INVESTIGATION
VOLATILE ORGANIC COMPOUNDS IN SOIL

Sample Number:	**SubPart 375 Protection of Public Health Restricted Commercial SCO**	**SubPart 375 Protection of Public Health Unrestricted SCO**	**GPESB-10A-2**		**GPESB-10A-3**	
Lab Sample ID No:			**0711565-008A**		**0711565-009A**	
Depth (ft bgs):			**5.0 - 6.0**		**12.5 - 13.5**	
Sample Type:			**Soil**		**Soil**	
Sample Date:			**10/3/2007**		**10/3/2007**	
Units:			**mg/kg**	**Q**	**mg/kg**	**Q**
Methylene chloride	500	0.05	0.008	BJ	0.007	BJ
Acetone	500	0.05	0.064		0.092	
Carbon disulfide	500	--	0.012	U	0.001	J
2-Butanone	500	0.12	0.015		0.024	
Benzene	44	0.06	0.012	U	0.011	U
Tetrachloroethene	150	1.3	0.012	U	0.011	U
Toluene	500	0.7	0.012	U	0.011	U
Ethylbenzene	390	1	0.012	U	0.011	U
Styrene	500	--	0.012	U	0.011	U
Xylene (total)	500	0.26	0.012	U	0.011	U
Total VOCs	--	--	0.087		0.124	
Total BTEX	--	--	ND		ND	
Total TICs	--	--	0.049		0.039	

NOTES:
U - Indicates a compound was analyzed for, but not detected. For results marked U, the numerical value is the compound MDL or PQL.
J - Indicates an estimated value.
E - Indicates concentration exceeds the calibrated range of the instrument. Concentrations in diluted sample are lower.
B - Indicates that the analyte was found in the blank as well as the sample. It indicates possible/probable blank contamination.
NA - Indicates that sample was not analyzed.
Q - Indicates laboratory qualifier.
-- No established standard
VOCs - Volatile Organic Compounds
BTEX - Benzene, Xylene, Ethyl Benzene, and Toluene
TICs - Tentatively Identified Compounds
D - Indicates that the analyte was detected from a dilution analysis
R - Indicates that the result was rejected after verification
The Restricted Commercial Soil Cleanup Objective was taken from the most recent version of SubPart 375-6.
The Unrestricted Soil Cleanup Objective was taken from the most recent version of SubPart 375-6.
Shading indicates that the detected result value exceeds the Unrestricted Commercial Soil Cleanup Objective SubPart 375-6.
Shading and bolding indicates that the detected result value exceeds the Restricted Commercial and Unrestricted Soil Cleanup Objective SubPart 375-6.

APPENDIX F
TABLE 1 (cont.)
OFF-SITE AREA (89 WILLOW AVENUE)
SUPPLEMENTAL REMEDIAL INVESTIGATION
VOLATILE ORGANIC COMPOUNDS IN SOIL

Sample Number:	**TB092707**		**FB092807**		**TB092807**		**TB100107**		**TB100207**		**FB100407**	
Lab Sample ID No:	**0711272-010A**		**0711326-003A**		**0711326-004A**		**0711390-005A**		**0711443-007A**		**0711565-010A**	
Depth (ft bgs):	**--**		**--**		**--**		**--**		**--**		**--**	
Sample Type:	**Aqueous**		**Aqueous**		**Aqueous**		**Aqueous**		**Aqueous**		**Aqueous**	
Sample Date:	**9/27/2007**		**9/28/2007**		**9/28/2007**		**10/1/2007**		**10/2/2007**		**10/4/2007**	
Units:	**ug/L**		**ug/L**		**ug/L**		**ug/L**		**ug/L**		**ug/L**	
Methylene chloride	10	U	10	U	10	U	10	U	10	U	10	U
Acetone	10	U	10	U	10	U	10	U	10	U	10	U
Carbon disulfide	10	U	10	U	10	U	10	U	10	U	10	U
2-Butanone	10	U	10	U	10	U	10	U	10	U	10	U
Benzene	10	U	10	U	10	U	10	U	10	U	10	U
Tetrachloroethene	10	U	10	U	10	U	10	U	10	U	10	U
Toluene	10	U	10	U	10	U	10	U	10	U	10	U
Ethylbenzene	10	U	10	U	10	U	10	U	10	U	10	U
Styrene	10	U	10	U	10	U	10	U	10	U	10	U
Xylene (total)	10	U	10	U	10	U	10	U	10	U	10	U
Total VOCs	ND		ND		ND		ND		ND		ND	
Total BTEX	ND		ND		ND		ND		ND		ND	
Total TICs	ND		ND		ND		ND		ND		ND	

NOTES:
U - Indicates a compound was analyzed for, but not detected. For results marked U, the numerical value is the compound MDL or PQL.
J - Indicates an estimated value.
E - Indicates concentration exceeds the calibrated range of the instrument. Concentrations in diluted sample are lower.
B - Indicates that the analyte was found in the blank as well as the sample. It indicates possible/probable blank contamination.
NA - Indicates that sample was not analyzed.
Q - Indicates laboratory qualifier.
-- No established standard
VOCs - Volatile Organic Compounds
BTEX - Benzene, Xylene, Ethyl Benzene, and Toluene
TICs - Tentatively Identified Compounds
D - Indicates that the analyte was detected from a dilution analysis
R - Indicates that the result was rejected after verification
The Restricted Commercial Soil Cleanup Objective was taken from the most recent version of SubPart 375-6.
The Unrestricted Soil Cleanup Objective was taken from the most recent version of SubPart 375-6.
Shading indicates that the detected result value exceeds the Unrestricted Commercial Soil Cleanup Objective SubPart 375-6.
Shading and bolding indicates that the detected result value exceeds the Restricted Commercial and Unrestricted Soil Cleanup Objective SubPart 375-6.

APPENDIX F
TABLE 1 (cont.)
OFF-SITE AREA (89 WILLOW AVENUE)
SUPPLEMENTAL REMEDIAL INVESTIGATION
VOLATILE ORGANIC COMPOUNDS IN SOIL

Sample Number:	**TB100407**		**FB0924_S**		**TB0924**	
Lab Sample ID No:	**0711565-011A**		**0711076-008A**		**0711076-009A**	
Depth (ft bgs):	**--**		**--**		**--**	
Sample Type:	**Aqueous**		**Aqueous**		**Aqueous**	
Sample Date:	**10/4/2007**		**9/24/2007**		**9/24/2007**	
Units:	**ug/L**		**ug/L**		**ug/L**	
Methylene chloride	10	U	10	U	10	U
Acetone	10	U	10	U	10	U
Carbon disulfide	10	U	10	U	10	U
2-Butanone	10	U	10	U	10	U
Benzene	10	U	10	U	10	U
Tetrachloroethene	10	U	10	U	10	U
Toluene	10	U	10	U	10	U
Ethylbenzene	10	U	10	U	10	U
Styrene	10	U	10	U	10	U
Xylene (total)	10	U	10	U	10	U
Total VOCs	ND		ND		ND	
Total BTEX	ND		ND		ND	
Total TICs	ND		ND		ND	

NOTES:
U - Indicates a compound was analyzed for, but not detected. For results marked U, the numerical value is the compound MDL or PQL.
J - Indicates an estimated value.
E - Indicates concentration exceeds the calibrated range of the instrument. Concentrations in diluted sample are lower.
B - Indicates that the analyte was found in the blank as well as the sample. It indicates possible/probable blank contamination.
NA - Indicates that sample was not analyzed.
Q - Indicates laboratory qualifier.
-- No established standard
VOCs - Volatile Organic Compounds
BTEX - Benzene, Xylene, Ethyl Benzene, and Toluene
TICs - Tentatively Identified Compounds
D - Indicates that the analyte was detected from a dilution analysis
R - Indicates that the result was rejected after verification
The Restricted Commercial Soil Cleanup Objective was taken from the most recent version of SubPart 375-6.
The Unrestricted Soil Cleanup Objective was taken from the most recent version of SubPart 375-6.
Shading indicates that the detected result value exceeds the Unrestricted Commercial Soil Cleanup Objective SubPart 375-6.
Shading and bolding indicates that the detected result value exceeds the Restricted Commercial and Unrestricted Soil Cleanup Objective SubPart 375-6.

APPENDIX F
TABLE 2
OFF-SITE AREA (89 WILLOW AVENUE)
SUPPLEMENTAL REMEDIAL INVESTIGATION
SEMI-VOLATILE ORGANIC COMPOUNDS IN SOIL

Sample Number:	**SubPart 375 Protection of Public Health Restricted Commercial SCO**	**SubPart 375 Protection of Public Health Unrestricted SCO**	**RW-08**		**RW-08**		**RW-08 (dup)**		**RW-08**		**RW-09**		**RW-09 (dup)**		**RW-09**	
Lab Sample ID No:			**CF-SB-45**		**CF-SB-45**		**CF-SB-45**		**CF-SB-45**		**CF-SB-46**		**CF-SB-46**		**CF-SB-46**	
Depth (ft bgs):			**13 - 15**		**19 - 21**		**19 - 21**		**37 -39**		**15 - 17**		**39 - 41**		**39 - 41**	
Sample Type:			**Soil**		**Soil**		**Soil**		**Soil**		**Soil**		**Soil**		**Soil**	
Sample Date:			**9/13/1999**		**9/13/1999**		**9/13/1999**		**9/13/1999**		**9/13/1999**		**9/13/1999**		**9/13/1999**	
Units:			**mg/kg**	**Q**	**mg/kg**	**Q**	**mg/kg**	**Q**	**mg/kg**	**Q**	**mg/kg**	**Q**	**mg/kg**	**Q**	**mg/kg**	**Q**
Phenol	0.33	0.33	0.017	U	1.8	UJ	NA		0.034	J	0.39	U	1.2	U	1.3	U
Naphthalene	500	12	0.11	J	1.8	UJ	NA		0.45	U	0.018	J	1.2	U	1.3	U
2-Methylnaphthalene	500	--	0.072	J	1.8	UJ	NA		0.45	U	0.022	J	1.2	U	1.3	U
2-Methylphenol	500	--	NA		NA		NA		NA		NA		NA		NA	
4-Methylphenol	500	--	0.078	J	1.8	UJ	NA		0.45	U	0.39	U	1.2	U	1.3	U
Dimethylphthalate	500	--	NA		NA		NA		NA		NA		NA		NA	
Acenaphthylene	500	100	0.15	J	0.064	J	NA		0.45	U	0.027	J	1.2	U	1.3	U
Acenaphthene	500	20	0.044	J	1.8	UJ	NA		0.45	U	0.39	U	1.2	U	1.3	U
Dibenzofuran	500	--	0.076	U	1.8	UJ	NA		0.014	J	0.012	J	1.2	U	1.3	U
Diethylphthalate	500	--	NA		NA		NA		NA		NA		NA		NA	
Fluorene	500	30	0.12	J	0.042	J	NA		0.45	U	0.39	U	1.2	U	1.3	U
Phenanthrene	500	100	0.65		1.8	UJ	NA		0.45	U	0.13	J	1.2	U	1.3	U
Anthracene	500	100	0.2	J	1.8	UJ	NA		0.45	U	0.026	J	1.2	U	1.3	U
Carbazole	500	--	0.062	J	1.8	UJ	NA		0.45	U	0.009	J	1.2	U	1.3	U
Fluoranthene	500	100	0.71		0.027	J	NA		0.45	U	0.2	J	1.2	U	1.3	U
Pyrene	500	100	0.76		0.034	J	NA		0.45	U	0.23	J	1.2	U	1.3	U
Benzo(a)anthracene	5.6	1	0.48		1.8	UJ	NA		0.45	U	0.14	J	1.2	U	1.3	U
Chrysene	56	1	0.49		1.8	UJ	NA		0.45	U	0.16	J	1.2	U	1.3	U
Bis(2-ethylhexyl)phthalate	500	--	NA		NA		NA		NA		NA		NA		NA	
Di-n-octyl phthalate	500	--	NA		NA		NA		NA		NA		NA		NA	
Benzo(b)fluoranthene	5.6	1	0.3	J	1.8	UJ	NA		0.45	U	0.11	J	1.2	U	1.3	U
Benzo(k)fluoranthene	56	0.8	0.5	J	1.8	UJ	NA		0.45	U	0.15	J	1.2	U	1.3	U
Benzo(a)pyrene	1	1	0.46		1.8	UJ	NA		0.45	U	0.12	J	1.2	U	1.3	U
Indeno(1,2,3-cd)pyrene	5.6	0.5	0.36	J	1.8	UJ	NA		0.45	U	0.083	J	1.2	U	1.3	U
Dibenzo(a,h)anthracene	0.56	0.33	0.12	J	1.8	UJ	NA		0.45	U	0.033	J	1.2	U	1.3	U
Benzo(g,h,i)perylene	500	100	0.34	J	1.8	UJ	NA		0.45	U	0.098	J	1.2	U	1.3	U
Total SVOCs			6.259		0.167		NA		0.048		1.568		NA		NA	
Total PAHs			5.866		0.167		NA		NA		1.547		NA		NA	
Total CaPAHs			2.71		NA		NA		NA		0.796		NA		NA	

NOTES:
U - Indicates a compound was analyzed for, but not detected. For results marked U, the numerical value is the compound MDL or PQL.
J - Indicates an estimated value.
E - Indicates concentration exceeds the calibrated range of the instrument. Concentrations in diluted sample are lower.
B - Indicates that the analyte was found in the blank as well as the sample. It indicates possible/probable blank contamination.
NA - Indicates that sample was not analyzed.
Q - Indicates laboratory qualifier.
SVOCs - Semi-Volatile Organic Compounds
PAHs - Polyaromatic Hydrocarbons
CaPAHS - Carcinogenic Polyaromatic Hydrocarbons
The Restricted Commercial Soil Cleanup Objective was taken from the most recent version of SubPart 375-6.
The Unrestricted Soil Cleanup Objective was taken from the most recent version of SubPart 375-6.
Shading indicates that the detected result value exceeds the Unrestricted Commercial Soil Cleanup Objective SubPart 375-6.
Shading and bolding indicates that the detected result value exceeds the Restricted Commercial and Unrestricted Soil Cleanup Objective SubPart 375-6

APPENDIX F
TABLE 2 (cont.)
OFF-SITE AREA (89 WILLOW AVENUE)
SUPPLEMENTAL REMEDIAL INVESTIGATION
SEMI-VOLATILE ORGANIC COMPOUNDS IN SOIL

Sample Number:	**SubPart 375 Protection of Public Health Restricted Commercial SCO**	**SubPart 375 Protection of Public Health Unrestricted SCO**	**GPESB-1W-1**		**GPESB-1W-2**		**GPESB-1W-3**		**GPESB-1W-4**		**GPESB-1W-5**		**GPESB-1W-6**	
Lab Sample ID No:			**0711008-001B**		**0711202-001B**		**0711202-002B**		**0711202-003B**		**0711390-001B**		**0711390-002B**	
Depth (ft bgs):			**0.5 - 1.0**		**1.5 - 2.0**		**4.5 - 5.0**		**4.5 - 5.0**		**17.0 - 17.5**		**31.0 - 32.0**	
Sample Type:			**Soil**		**Soil**		**Soil**		**Soil**		**Soil**		**Soil**	
Sample Date:			**9/21/2007**		**9/21/2007**		**9/21/2007**		**9/21/2007**		**10/1/2007**		**10/1/2007**	
Units:			**mg/kg**	**Q**	**mg/kg**	**Q**	**mg/kg**	**Q**	**mg/kg**	**Q**	**mg/kg**	**Q**	**mg/kg**	**Q**
Phenol	500	0.33	0.39	U	0.38	U	0.38	U	0.39	U	0.5	U	0.59	U
Naphthalene	500	12	0.17	J	0.28	J	0.12	J	0.1	J	3.9		0.59	U
2-Methylnaphthalene	500	--	0.14	J	0.13	J	0.17	J	0.14	J	1.4		0.59	U
2-Methylphenol	500	--	0.39	U	0.38	U	0.38	U	0.39	U	0.5	U	0.59	U
4-Methylphenol	500	--	0.39	U	0.38	U	0.38	U	0.39	U	0.5	U	0.59	U
Dimethylphthalate	500	--	0.39	U	0.38	U	0.38	U	0.39	U	0.5	U	0.59	U
Acenaphthylene	500	100	0.26	J	0.11	J	0.38	U	0.39	U	3.3		0.59	U
Acenaphthene	500	20	0.39	U	0.38	U	0.38	U	0.39	U	18	D	0.59	U
Dibenzofuran	500	--	0.39	U	0.38	U	0.38	U	0.39	U	0.5	U	0.59	U
Diethylphthalate	500	--	0.12	J	0.22	J	0.16	J	0.22	J	0.5	U	0.59	U
Fluorene	500	30	0.39	U	0.38	U	0.38	U	0.39	U	8.9	D	0.59	U
Phenanthrene	500	100	0.18	J	0.098	J	0.11	J	0.39	U	52	D	0.59	U
Anthracene	500	100	0.39	U	0.38	U	0.38	U	0.39	U	29	D	0.59	U
Carbazole	500	--	0.39	U	0.38	U	0.38	U	0.39	U	0.5	U	0.59	U
Fluoranthene	500	100	0.25	J	0.16	J	0.13	J	0.11	J	34	D	0.59	U
Pyrene	500	100	0.38	J	0.18	J	0.16	J	0.13	J	46	D	0.59	U
Benzo(a)anthracene	5.6	1	0.18	J	0.15	J	0.087	J	0.087	J	23	D	0.59	U
Chrysene	56	1	0.43		0.2	J	0.16	J	0.1	J	19	D	0.59	U
Bis(2-ethylhexyl)phthalate	500	--	0.39	U	0.38	U	0.38	U	0.39	U	0.5	U	0.59	U
Di-n-octyl phthalate	500	--	0.39	U	0.38	U	0.38	U	0.39	U	0.5	U	0.59	U
Benzo(b)fluoranthene	5.6	1	0.4		0.13	J	0.12	J	0.39	U	**7.8**	D	0.59	U
Benzo(k)fluoranthene	56	0.8	0.14	J	0.12	J	0.38	U	0.39	U	5		0.59	U
Benzo(a)pyrene	1	1	0.094	J	0.38	U	0.38	U	0.39	U	**13**	J	0.59	U
Indeno(1,2,3-cd)pyrene	5.6	0.5	0.097	J	0.38	U	0.38	U	0.39	U	2.1		0.59	U
Dibenzo(a,h)anthracene	0.56	0.33	0.39	U	0.38	U	0.38	U	0.39	U	**0.76**		0.59	U
Benzo(g,h,i)perylene	500	100	0.088	J	0.38	U	0.38	U	0.39	U	2.7		0.59	U
Total SVOCs			2.929		1.778		1.217		0.887		269.86		ND	
Total PAHs			2.809		1.558		1.057		0.667		267.16		ND	
Total CaPAHs			1.341		0.6		0.367		0.187		70.66		ND	
Benzo(a)pyrene Equivalent			0.167		0.031		0.022		0.010		17.29		0	
Total TICs			117.74		81.79		88.96		69.76		45.6		1.2	

NOTES:
U - Indicates a compound was analyzed for, but not detected. For results marked U, the numerical value is the compound MDL or PQL.
J - Indicates an estimated value.
E - Indicates concentration exceeds the calibrated range of the instrument. Concentrations in diluted sample are lower.
B - Indicates that the analyte was found in the blank as well as the sample. It indicates possible/probable blank contamination.
NA - Indicates that sample was not analyzed.
Q - Indicates laboratory qualifier.
SVOCs - Semi-Volatile Organic Compounds
PAHs - Polyaromatic Hydrocarbons
CaPAHS - Carcinogenic Polyaromatic Hydrocarbons
The Restricted Commercial Soil Cleanup Objective was taken from the most recent version of SubPart 375-6.
The Unrestricted Soil Cleanup Objective was taken from the most recent version of SubPart 375-6.
Shading indicates that the detected result value exceeds the Unrestricted Commercial Soil Cleanup Objective SubPart 375-6.
Shading and bolding indicates that the detected result value exceeds the Restricted Commercial and Unrestricted Soil Cleanup Objective SubPart 375-6

APPENDIX F
TABLE 2 (cont.)
OFF-SITE AREA (89 WILLOW AVENUE)
SUPPLEMENTAL REMEDIAL INVESTIGATION
SEMI-VOLATILE ORGANIC COMPOUNDS IN SOIL

Sample Number:	**SubPart 375 Protection of Public Health Restricted Commercial SCO**	**SubPart 375 Protection of Public Health Unrestricted SCO**	**GPESB-1W-7**		**GPESB-1WA-1**		**GPESB-1WA-2**		**GPESB-1WA-3**		**GPESB-1WA-4**		**GPESB-2-1**	
Lab Sample ID No:			**0711390-003B**		**0711566-001B**		**0711566-002B**		**0711566-003B**		**0711566-004B**		**0711008-003B**	
Depth (ft bgs):			**35.0 - 36.0**		**0.5 - 2.0**		**5.5 - 6.5**		**22.25 - 23.25**		**25.0 - 26.0**		**0.5 - 1.0**	
Sample Type:			**Soil**		**Soil**		**Soil**		**Soil**		**Soil**		**Soil**	
Sample Date:			**10/1/2007**		**10/4/2007**		**10/4/2007**		**10/4/2007**		**10/4/2007**		**9/21/2007**	
Units:			**mg/kg**	**Q**	**mg/kg**	**Q**	**mg/kg**	**Q**	**mg/kg**	**Q**	**mg/kg**	**Q**	**mg/kg**	**Q**
Phenol	500	0.33	0.59	U	0.37	U	0.46	U	0.65	U	0.76	U	0.37	U
Naphthalene	500	12	0.59	U	0.37	U	0.46	U	0.65	U	0.76	U	0.32	J
2-Methylnaphthalene	500	--	0.59	U	0.37	U	0.46	U	0.65	U	0.76	U	0.19	J
2-Methylphenol	500	--	0.59	U	0.37	U	0.46	U	0.65	U	0.76	U	0.37	U
4-Methylphenol	500	--	0.59	U	0.37	U	0.46	U	0.65	U	0.76	U	0.37	U
Dimethylphthalate	500	--	0.59	U	0.37	U	0.46	U	0.65	U	0.76	U	0.37	U
Acenaphthylene	500	100	0.59	U	0.15	J	0.11	J	0.65	U	0.76	U	0.13	J
Acenaphthene	500	20	0.59	U	0.37	U	0.11	J	0.65	U	0.76	U	0.37	U
Dibenzofuran	500	--	0.59	U	0.37	U	0.46	U	0.65	U	0.76	U	0.075	J
Diethylphthalate	500	--	0.59	U	0.37	U	4.46	U	0.65	U	0.76	U	0.1	J
Fluorene	500	30	0.59	U	0.37	U	0.096	J	0.65	U	0.76	U	0.37	U
Phenanthrene	500	100	0.59	U	0.37	U	0.61		0.63	J	0.76	U	0.65	
Anthracene	500	100	0.59	U	0.37	U	0.1	J	0.24	J	0.76	U	0.1	J
Carbazole	500	--	0.59	U	0.37	U	0.46	U	0.65	U	0.76	U	0.37	U
Fluoranthene	500	100	0.59	U	0.18	J	0.34	J	0.45	J	0.76	U	0.76	
Pyrene	500	100	0.59	U	0.3	J	0.58		0.62	J	0.15	J	0.66	
Benzo(a)anthracene	5.6	1	0.59	U	0.17	J	0.24	J	0.22	J	0.76	U	0.33	J
Chrysene	56	1	0.59	U	0.28	J	0.21	J	0.25	J	0.76	U	0.6	
Bis(2-ethylhexyl)phthalate	500	--	0.59	U	0.37	U	0.46	U	0.65	U	0.76	U	0.37	U
Di-n-octyl phthalate	500	--	0.59	U	0.37	U	0.46	U	0.65	U	0.76	U	0.37	U
Benzo(b)fluoranthene	5.6	1	0.59	U	0.21	J	0.46	U	0.65	U	0.76	U	0.45	
Benzo(k)fluoranthene	56	0.8	0.59	U	0.11	J	0.46	U	0.65	U	0.76	U	0.2	J
Benzo(a)pyrene	1	1	0.59	U	0.089	J	0.16	J	0.65	U	0.76	U	0.23	J
Indeno(1,2,3-cd)pyrene	5.6	0.5	0.59	U	0.37	U	0.12	J	0.65	U	0.76	U	0.11	J
Dibenzo(a,h)anthracene	0.56	0.33	0.59	U	0.37	U	0.46	U	0.65	U	0.76	U	0.37	U
Benzo(g,h,i)perylene	500	100	0.59	U	0.37	U	0.16	J	0.65	U	0.76	U	0.11	J
Total SVOCs			ND		1.489		2.836		2.41		0.15		5.015	
Total PAHs			ND		1.489		2.676		2.41		0.15		4.84	
Total CaPAHs			ND		0.859		0.73		0.47		ND		1.92	
Benzo(a)pyrene Equivalent			0		0.131		0.198		0.025		0		0.327	
Total TICs			ND		53.01		1.95		9.92		9.17		44.66	

NOTES:
U - Indicates a compound was analyzed for, but not detected. For results marked U, the numerical value is the compound MDL or PQL.
J - Indicates an estimated value.
E - Indicates concentration exceeds the calibrated range of the instrument. Concentrations in diluted sample are lower.
B - Indicates that the analyte was found in the blank as well as the sample. It indicates possible/probable blank contamination.
NA - Indicates that sample was not analyzed.
Q - Indicates laboratory qualifier.
SVOCs - Semi-Volatile Organic Compounds
PAHs - Polyaromatic Hydrocarbons
CaPAHS - Carcinogenic Polyaromatic Hydrocarbons
The Restricted Commercial Soil Cleanup Objective was taken from the most recent version of SubPart 375-6.
The Unrestricted Soil Cleanup Objective was taken from the most recent version of SubPart 375-6.
Shading indicates that the detected result value exceeds the Unrestricted Commercial Soil Cleanup Objective SubPart 375-6.
Shading and bolding indicates that the detected result value exceeds the Restricted Commercial and Unrestricted Soil Cleanup Objective SubPart 375-6

APPENDIX F
TABLE 2 (cont.)
OFF-SITE AREA (89 WILLOW AVENUE)
SUPPLEMENTAL REMEDIAL INVESTIGATION
SEMI-VOLATILE ORGANIC COMPOUNDS IN SOIL

Sample Number:	**SubPart 375 Protection of Public Health Restricted Commercial SCO**	**SubPart 375 Protection of Public Health Unrestricted SCO**	**GPESB-2-2**		**GPESB-2-3**		**GPESB-3W-1**		**GPESB-3W-2**		**GPESB-3W-3**		**GPESB-4-1**	
Lab Sample ID No:			**0711076-001B**		**0711390-004B**		**0711008-004B**		**0711076-002B**		**0711326-001B**		**0711008-005B**	
Depth (ft bgs):			**4.5 - 5.0**		**17.5 - 18.5**		**0.5 - 1.0**		**4.5 - 5.0**		**27.0 - 28.0**		**0.5 - 1.0**	
Sample Type:			**Soil**		**Soil**		**Soil**		**Soil**		**Soil**		**Soil**	
Sample Date:			**9/24/2007**		**10/1/2007**		**9/21/2007**		**9/24/2007**		**9/28/2007**		**9/21/2007**	
Units:			**mg/kg**	**Q**	**mg/kg**	**Q**	**mg/kg**	**Q**	**mg/kg**	**Q**	**mg/kg**	**Q**	**mg/kg**	**Q**
Phenol	500	0.33	0.38	U	0.38	U	0.37	U	0.38	U	0.77	U	0.38	U
Naphthalene	500	12	0.38	U	0.38	U	0.2	J	0.38	U	0.77	U	0.38	U
2-Methylnaphthalene	500	--	0.38	U	0.38	U	0.15	J	0.38	U	0.77	U	0.38	U
2-Methylphenol	500	--	0.38	U	0.38	U	0.37	U	0.38	U	0.77	U	0.38	U
4-Methylphenol	500	--	0.38	U	0.38	U	0.37	U	0.38	U	0.77	U	0.38	U
Dimethylphthalate	500	--	0.38	U	0.38	U	0.37	U	0.38	U	0.77	U	0.38	U
Acenaphthylene	500	100	0.38	U	0.38	U	0.078	J	0.38	U	0.77	U	0.38	U
Acenaphthene	500	20	0.38	U	0.38	U	0.37	U	0.38	U	0.77	U	0.38	U
Dibenzofuran	500	--	0.38	U	0.38	U	0.37	U	0.38	U	0.77	U	0.38	U
Diethylphthalate	500	--	0.13	J	0.38	U	0.12	J	0.38	U	0.52	J	0.12	J
Fluorene	500	30	0.38	U	0.38	U	0.37	U	0.38	U	0.77	U	0.38	U
Phenanthrene	500	100	0.38	U	0.38	U	0.49		0.38	U	0.77	U	0.35	J
Anthracene	500	100	0.38	U	0.38	U	0.075	J	0.38	U	0.77	U	0.38	U
Carbazole	500	--	0.38	U	0.38	U	0.37	U	0.38	U	0.77	U	0.38	U
Fluoranthene	500	100	0.38	U	0.38	U	0.43		0.38	U	0.77	U	0.5	
Pyrene	500	100	0.38	U	0.38	U	0.41		0.38	U	0.77	U	0.55	
Benzo(a)anthracene	5.6	1	0.38	U	0.38	U	0.22	J	0.38	U	0.77	U	0.25	J
Chrysene	56	1	0.38	U	0.38	U	0.49		0.38	U	0.77	U	0.34	J
Bis(2-ethylhexyl)phthalate	500	--	0.38	U	0.38	U	0.37	U	0.38	U	0.77	U	0.38	U
Di-n-octyl phthalate	500	--	0.38	U	0.38	U	0.097	J	0.38	U	0.77	U	0.38	U
Benzo(b)fluoranthene	5.6	1	0.38	U	0.38	U	0.28	J	0.38	U	0.77	U	0.24	J
Benzo(k)fluoranthene	56	0.8	0.38	U	0.38	U	0.14	J	0.38	U	0.77	U	0.12	J
Benzo(a)pyrene	1	1	0.38	U	0.38	U	0.17	J	0.38	U	0.77	U	0.21	J
Indeno(1,2,3-cd)pyrene	5.6	0.5	0.38	U	0.38	U	0.079	J	0.38	U	0.77	U	0.1	J
Dibenzo(a,h)anthracene	0.56	0.33	0.38	U	0.38	U	0.37	U	0.38	U	0.77	U	0.38	U
Benzo(g,h,i)perylene	500	100	0.38	U	0.38	U	0.1	J	0.38	U	0.77	U	0.11	J
Total SVOCs			0.13		ND		3.529		ND		0.52		2.89	
Total PAHs			ND		ND		3.312		ND		ND		2.77	
Total CaPAHs			ND		ND		1.379		ND		ND		1.26	
Benzo(a)pyrene Equivalent			0		0		0.234		0		0		0.274	
Total TICs			54.15		ND		42.17		37.53		115.91		34.31	

NOTES:
U - Indicates a compound was analyzed for, but not detected. For results marked U, the numerical value is the compound MDL or PQL.
J - Indicates an estimated value.
E - Indicates concentration exceeds the calibrated range of the instrument. Concentrations in diluted sample are lower.
B - Indicates that the analyte was found in the blank as well as the sample. It indicates possible/probable blank contamination.
NA - Indicates that sample was not analyzed.
Q - Indicates laboratory qualifier.
SVOCs - Semi-Volatile Organic Compounds
PAHs - Polyaromatic Hydrocarbons
CaPAHS - Carcinogenic Polyaromatic Hydrocarbons
The Restricted Commercial Soil Cleanup Objective was taken from the most recent version of SubPart 375-6.
The Unrestricted Soil Cleanup Objective was taken from the most recent version of SubPart 375-6.
Shading indicates that the detected result value exceeds the Unrestricted Commercial Soil Cleanup Objective SubPart 375-6.
Shading and bolding indicates that the detected result value exceeds the Restricted Commercial and Unrestricted Soil Cleanup Objective SubPart 375-6

APPENDIX F
TABLE 2 (cont.)
OFF-SITE AREA (89 WILLOW AVENUE)
SUPPLEMENTAL REMEDIAL INVESTIGATION
SEMI-VOLATILE ORGANIC COMPOUNDS IN SOIL

Sample Number:	**SubPart 375 Protection of Public Health Restricted Commercial SCO**	**SubPart 375 Protection of Public Health Unrestricted SCO**	**GPESB-4-2**		**GPESB-4-3**		**GPESB-5W-1**		**GPESB-5W-2**		**GPESB-5W-3**		**GPESB-6W-1**	
Lab Sample ID No:			**0711076-003B**		**0711326-002B**		**0711008-006B**		**0711076-004B**		**0711272-001B**		**0711008-007B**	
Depth (ft bgs):			**4.0 - 4.5**		**25.5 - 27.5**		**0.5 - 1.0**		**4.0 - 4.5**		**11.5 - 12.5**		**0.5 - 1.0**	
Sample Type:			**Soil**		**Soil**		**Soil**		**Soil**		**Soil**		**Soil**	
Sample Date:			**9/24/2007**		**9/28/2007**		**9/21/2007**		**9/24/2007**		**9/27/2007**		**9/21/2007**	
Units:			**mg/kg**	**Q**	**mg/kg**	**Q**	**mg/kg**	**Q**	**mg/kg**	**Q**	**mg/kg**	**Q**	**mg/kg**	**Q**
Phenol	500	0.33	0.39	U	0.53	U	0.38	U	0.39	U	0.39	U	0.37	U
Naphthalene	500	12	0.39	U	0.53	U	0.24	J	0.39	U	0.39	U	2.8	
2-Methylnaphthalene	500	--	0.39	U	0.53	U	0.11	J	0.39	U	0.39	U	0.82	
2-Methylphenol	500	--	0.39	U	0.53	U	0.38	U	0.39	U	0.39	U	0.37	U
4-Methylphenol	500	--	0.39	U	0.53	U	0.38	U	0.39	U	0.39	U	0.37	U
Dimethylphthalate	500	--	0.39	U	0.53	U	0.38	U	0.39	U	0.39	U	0.37	U
Acenaphthylene	500	100	0.39	U	0.53	U	0.14	J	0.39	U	0.39	U	0.23	J
Acenaphthene	500	20	0.39	U	0.53	U	0.38	U	0.39	U	0.39	U	0.37	U
Dibenzofuran	500	--	0.39	U	0.53	U	0.38	U	0.39	U	0.39	U	0.081	J
Diethylphthalate	500	--	0.39	U	0.2	J	0.14	J	0.12	J	0.19	J	0.37	U
Fluorene	500	30	0.39	U	0.53	U	0.38	U	0.39	U	0.39	U	0.37	U
Phenanthrene	500	100	0.39	U	0.53	U	0.13	J	0.39	U	0.39	U	0.49	
Anthracene	500	100	0.39	U	0.53	U	0.38	U	0.39	U	0.39	U	0.37	U
Carbazole	500	--	0.39	U	0.53	U	0.38	U	0.39	U	0.39	U	0.37	U
Fluoranthene	500	100	0.39	U	0.53	U	0.12	J	0.39	U	0.39	U	0.35	J
Pyrene	500	100	0.39	U	0.53	U	0.13	J	0.39	U	0.39	U	0.31	J
Benzo(a)anthracene	5.6	1	0.39	U	0.53	U	0.14	J	0.39	U	0.39	U	0.21	J
Chrysene	56	1	0.39	U	0.53	U	0.2	J	0.39	U	0.39	U	0.57	
Bis(2-ethylhexyl)phthalate	500	--	0.39	U	0.53	U	0.38	U	0.39	U	0.39	U	0.37	U
Di-n-octyl phthalate	500	--	0.39	U	0.53	U	0.38	U	0.39	U	0.39	U	0.37	U
Benzo(b)fluoranthene	5.6	1	0.39	U	0.53	U	0.19	J	0.39	U	0.39	U	0.38	
Benzo(k)fluoranthene	56	0.8	0.39	U	0.53	U	0.38	U	0.39	U	0.39	U	0.28	J
Benzo(a)pyrene	1	1	0.39	U	0.53	U	0.38	U	0.39	U	0.39	U	0.3	J
Indeno(1,2,3-cd)pyrene	5.6	0.5	0.39	U	0.53	U	0.38	U	0.39	U	0.39	U	0.37	UJ
Dibenzo(a,h)anthracene	0.56	0.33	0.39	U	0.53	U	0.38	U	0.39	U	0.39	U	0.37	UJ
Benzo(g,h,i)perylene	500	100	0.39	U	0.53	U	0.38	U	0.39	U	0.39	U	0.37	UJ
Total SVOCs			ND		0.2		1.54		0.12		0.19		6.821	
Total PAHs			ND		ND		1.4		ND		ND		6.74	
Total CaPAHs			ND		ND		0.53		ND		ND		1.74	
Benzo(a)pyrene Equivalent			0		0		0.035		0		0		0.368	
Total TICs			36.02		102.97		63.74		38.84		64.91		216.5	

NOTES:
U - Indicates a compound was analyzed for, but not detected. For results marked U, the numerical value is the compound MDL or PQL.
J - Indicates an estimated value.
E - Indicates concentration exceeds the calibrated range of the instrument. Concentrations in diluted sample are lower.
B - Indicates that the analyte was found in the blank as well as the sample. It indicates possible/probable blank contamination.
NA - Indicates that sample was not analyzed.
Q - Indicates laboratory qualifier.
SVOCs - Semi-Volatile Organic Compounds
PAHs - Polyaromatic Hydrocarbons
CaPAHS - Carcinogenic Polyaromatic Hydrocarbons
The Restricted Commercial Soil Cleanup Objective was taken from the most recent version of SubPart 375-6.
The Unrestricted Soil Cleanup Objective was taken from the most recent version of SubPart 375-6.
Shading indicates that the detected result value exceeds the Unrestricted Commercial Soil Cleanup Objective SubPart 375-6.
Shading and bolding indicates that the detected result value exceeds the Restricted Commercial and Unrestricted Soil Cleanup Objective SubPart 375-6

APPENDIX F
TABLE 2 (cont.)
OFF-SITE AREA (89 WILLOW AVENUE)
SUPPLEMENTAL REMEDIAL INVESTIGATION
SEMI-VOLATILE ORGANIC COMPOUNDS IN SOIL

Sample Number:	**SubPart 375 Protection of Public Health Restricted Commercial SCO**	**SubPart 375 Protection of Public Health Unrestricted SCO**	**GPESB-6W-2**		**GPESB-6W-3**		**GPESB-6W-4**		**GPESB-6W-5**		**GPESB-6WA-1**		**GPESB-6WA-2**	
Lab Sample ID No:			**0711076-005B**		**0711076-006B**		**0711272-002B**		**0711272-003B**		**0711565-001B**		**0711565-002B**	
Depth (ft bgs):			**1.5 - 2.0**		**2.5 - 3.0**		**12.0 - 13.0**		**21.0 - 22.0**		**0.5 - 2.0**		**5.5 - 6.5**	
Sample Type:			**Soil**		**Soil**		**Soil**		**Soil**		**Soil**		**Soil**	
Sample Date:			**9/24/2007**		**9/24/2007**		**9/27/2007**		**9/27/2007**		**10/3/2007**		**10/3/2007**	
Units:			**mg/kg**	**Q**	**mg/kg**	**Q**	**mg/kg**	**Q**	**mg/kg**	**Q**	**mg/kg**	**Q**	**mg/kg**	**Q**
Phenol	500	0.33	0.41	U	0.66	U	230	UJ	0.87	U	0.37	U	0.38	U
Naphthalene	500	12	16	D	2		370		0.87	U	0.37	U	0.38	U
2-Methylnaphthalene	500	--	6.3		1		110	J	0.87	U	0.37	U	0.38	U
2-Methylphenol	500	--	0.41	U	0.66	U	230	U	0.87	U	0.37	U	0.38	U
4-Methylphenol	500	--	0.41	U	0.66	U	230	U	0.87	U	0.37	U	0.38	U
Dimethylphthalate	500	--	0.41	U	0.66	U	230	U	0.87	U	0.37	U	0.38	U
Acenaphthylene	500	100	1.8		0.42	J	230	U	0.87	U	0.37	U	0.38	U
Acenaphthene	500	20	0.42		0.14	J	230	U	0.87	U	0.37	U	0.38	U
Dibenzofuran	500	--	0.75		0.13	J	150	J	0.87	U	0.37	U	0.38	U
Diethylphthalate	500	--	0.41	U	0.15	J	230	U	0.29	J	0.37	U	0.38	U
Fluorene	500	30	0.95		0.22	J	160	J	0.87	U	0.37	U	0.38	U
Phenanthrene	500	100	14	D	2.7		**790**		0.87	U	0.37	U	0.38	U
Anthracene	500	100	0.53		0.55	J	240		0.87	U	0.37	U	0.38	U
Carbazole	500	--	0.25	J	0.27	J	98	J	0.87	U	0.37	U	0.38	U
Fluoranthene	500	100	6.3		4.2		**520**		0.87	U	0.37	U	0.38	U
Pyrene	500	100	12	D	5.4		420		0.87	U	0.37	U	0.079	J
Benzo(a)anthracene	5.6	1	4.5	J	2		**190**	J	0.87	U	0.37	U	0.38	U
Chrysene	56	1	6	J	2.5		**130**	J	0.87	U	0.37	U	0.38	U
Bis(2-ethylhexyl)phthalate	500	--	0.41	UJ	0.66	U	230	U	0.87	U	0.37	U	0.38	U
Di-n-octyl phthalate	500	--	0.41	UJ	0.66	U	230	U	0.87	U	0.37	U	0.38	U
Benzo(b)fluoranthene	5.6	1	4.8	J	2.4		**94**	J	0.87	U	0.37	U	0.38	U
Benzo(k)fluoranthene	56	0.8	3.1	J	0.84		**70**	J	0.87	U	0.37	U	0.38	U
Benzo(a)pyrene	1	1	**2.6**	J	**1.2**		**120**	J	0.87	U	0.37	U	0.38	U
Indeno(1,2,3-cd)pyrene	5.6	0.5	0.78	J	0.38	J	**56**	J	0.87	U	0.37	U	0.38	U
Dibenzo(a,h)anthracene	0.56	0.33	0.29	J	0.66	U	230	U	0.87	U	0.37	U	0.38	U
Benzo(g,h,i)perylene	500	100	0.54	J	0.36	J	66	J	0.87	U	0.37	U	0.38	U
Total SVOCs			104.14		26.86		3584		0.29		ND		0.079	
Total PAHs			81.21		26.31		3270		ND		ND		0.079	
Total CaPAHs			22.07		9.32		660		ND		ND		ND	
Benzo(a)pyrene Equivalent			3.989		1.711		156		0		0		0	
Total TICs			447		620.7		99		119.32		ND		ND	

NOTES:
U - Indicates a compound was analyzed for, but not detected. For results marked U, the numerical value is the compound MDL or PQL.
J - Indicates an estimated value.
E - Indicates concentration exceeds the calibrated range of the instrument. Concentrations in diluted sample are lower.
B - Indicates that the analyte was found in the blank as well as the sample. It indicates possible/probable blank contamination.
NA - Indicates that sample was not analyzed.
Q - Indicates laboratory qualifier.
SVOCs - Semi-Volatile Organic Compounds
PAHs - Polyaromatic Hydrocarbons
CaPAHS - Carcinogenic Polyaromatic Hydrocarbons
The Restricted Commercial Soil Cleanup Objective was taken from the most recent version of SubPart 375-6.
The Unrestricted Soil Cleanup Objective was taken from the most recent version of SubPart 375-6.
Shading indicates that the detected result value exceeds the Unrestricted Commercial Soil Cleanup Objective SubPart 375-6.
Shading and bolding indicates that the detected result value exceeds the Restricted Commercial and Unrestricted Soil Cleanup Objective SubPart 375-6

APPENDIX F
TABLE 2 (cont.)
OFF-SITE AREA (89 WILLOW AVENUE)
SUPPLEMENTAL REMEDIAL INVESTIGATION
SEMI-VOLATILE ORGANIC COMPOUNDS IN SOIL

Sample Number:	**SubPart 375 Protection of Public Health Restricted Commercial SCO**	**SubPart 375 Protection of Public Health Unrestricted SCO**	**GPESB-6WA-4**		**GPESB-7-1**		**GPESB-7-2**		**GPESB-7-3**		**GPESB-7-4**		**GPESB-7-5**	
Lab Sample ID No:			**0711565-004B**		**0711008-008B**		**0711008-009B**		**0711008-010B**		**0711272-004B**		**0711272-005B**	
Depth (ft bgs):			**24.0 - 25.0**		**0.5 - 1.0**		**2.0 - 2.5**		**3.5 - 4.0**		**12.75 - 13.75**		**22.0 - 23.0**	
Sample Type:			**Soil**		**Soil**		**Soil**		**Soil**		**Soil**		**Soil**	
Sample Date:			**10/3/2007**		**9/20/2007**		**9/20/2007**		**9/20/2007**		**9/26/2007**		**9/26/2007**	
Units:			**mg/kg**	**Q**	**mg/kg**	**Q**	**mg/kg**	**Q**	**mg/kg**	**Q**	**mg/kg**	**Q**	**mg/kg**	**Q**
Phenol	500	0.33	0.85	U	0.51	U	2	U	0.4	U	0.44	UJ	0.85	U
Naphthalene	500	12	0.54	J	0.51	U	0.58	J	0.4	U	61	D	0.85	U
2-Methylnaphthalene	500	--	0.85	U	0.51	U	2	U	0.4	U	5.4		0.85	U
2-Methylphenol	500	--	0.85	U	0.51	U	2	U	0.4	U	0.44	U	0.85	U
4-Methylphenol	500	--	0.85	U	0.51	U	2	U	0.4	U	0.44	U	0.85	U
Dimethylphthalate	500	--	0.85	U	0.51	U	2	U	0.4	U	0.44	U	0.85	U
Acenaphthylene	500	100	0.85	U	0.51	U	1.2	J	0.4	U	0.16	J	0.85	U
Acenaphthene	500	20	0.85	U	0.51	U	2	U	0.4	U	14	J	0.85	U
Dibenzofuran	500	--	0.85	U	0.51	U	2	U	0.4	U	7.9	J	0.85	U
Diethylphthalate	500	--	0.85	U	0.51	U	2	U	0.4	U	0.19	J	0.27	J
Fluorene	500	30	0.85	U	0.51	U	2	U	0.4	U	7.9	J	0.85	U
Phenanthrene	500	100	0.85	U	0.51	U	0.41	J	1		17	J	0.85	U
Anthracene	500	100	0.85	U	0.51	U	2	U	0.33	J	1.7		0.85	U
Carbazole	500	--	0.85	U	0.51	U	2	U	0.095	J	14	J	0.85	U
Fluoranthene	500	100	0.85	U	0.15	J	0.64	J	1.6		1.6		0.85	U
Pyrene	500	100	0.85	U	0.15	J	0.8	J	1.4		1.2		0.85	U
Benzo(a)anthracene	5.6	1	0.85	U	0.51	U	0.73	J	0.87		0.3	J	0.85	U
Chrysene	56	1	0.85	U	0.51	U	0.87	J	0.67		0.22	J	0.85	U
Bis(2-ethylhexyl)phthalate	500	--	0.85	U	0.51	U	2	U	0.4	U	0.44	U	0.85	U
Di-n-octyl phthalate	500	--	0.85	U	0.51	U	2	U	0.4	U	0.44	UJ	0.85	U
Benzo(b)fluoranthene	5.6	1	0.85	U	0.51	U	0.75	J	0.58		0.28	J	0.85	U
Benzo(k)fluoranthene	56	0.8	0.85	U	0.51	U	2	U	0.26	J	0.18	J	0.85	U
Benzo(a)pyrene	1	1	0.85	U	0.51	U	2	U	0.56		0.25	J	0.85	U
Indeno(1,2,3-cd)pyrene	5.6	0.5	0.85	U	0.51	U	2	U	0.27	J	0.44	UJ	0.85	U
Dibenzo(a,h)anthracene	0.56	0.33	0.85	U	0.51	U	2	U	0.4	U	0.44	UJ	0.85	U
Benzo(g,h,i)perylene	500	100	0.85	U	0.51	U	2	U	0.26	J	0.44	UJ	0.85	U
Total SVOCs			0.54		0.3		5.98		7.895		122.28		0.27	
Total PAHs			0.54		ND		5.98		7.8		103.69		ND	
Total CaPAHs			ND		ND		2.35		3.21		1.23		ND	
Benzo(a)pyrene Equivalent			0		0		0.157		0.741		0.312		0	
Total TICs			1.74		42.59		118		34.6		193.41		132.57	

NOTES:
U - Indicates a compound was analyzed for, but not detected. For results marked U, the numerical value is the compound MDL or PQL.
J - Indicates an estimated value.
E - Indicates concentration exceeds the calibrated range of the instrument. Concentrations in diluted sample are lower.
B - Indicates that the analyte was found in the blank as well as the sample. It indicates possible/probable blank contamination.
NA - Indicates that sample was not analyzed.
Q - Indicates laboratory qualifier.
SVOCs - Semi-Volatile Organic Compounds
PAHs - Polyaromatic Hydrocarbons
CaPAHS - Carcinogenic Polyaromatic Hydrocarbons
The Restricted Commercial Soil Cleanup Objective was taken from the most recent version of SubPart 375-6.
The Unrestricted Soil Cleanup Objective was taken from the most recent version of SubPart 375-6.
Shading indicates that the detected result value exceeds the Unrestricted Commercial Soil Cleanup Objective SubPart 375-6.
Shading and bolding indicates that the detected result value exceeds the Restricted Commercial and Unrestricted Soil Cleanup Objective SubPart 375-6

APPENDIX F
TABLE 2 (cont.)
OFF-SITE AREA (89 WILLOW AVENUE)
SUPPLEMENTAL REMEDIAL INVESTIGATION
SEMI-VOLATILE ORGANIC COMPOUNDS IN SOIL

Sample Number:	**SubPart 375 Protection of Public Health Restricted Commercial SCO**	**SubPart 375 Protection of Public Health Unrestricted SCO**	**GPESB-7A-1**		**GPESB-7A-2**		**GPESB-7A-4**		**GPESB-8W-1**		**GPESB-8W-2**		**GPESB-8W-3**	
Lab Sample ID No:			**0711443-001B**		**0711443-002B**		**0711565-006B**		**0711008-011B**		**0711008-012B**		**0711272-006B**	
Depth (ft bgs):			**0.5 - 2.0**		**5.5 - 6.5**		**25.5 - 26.5**		**0.5 - 1.0**		**2.5 - 3.0**		**6.5 - 7.5**	
Sample Type:			**Soil**		**Soil**		**Soil**		**Soil**		**Soil**		**Soil**	
Sample Date:			**10/2/2007**		**10/2/2007**		**10/3/2007**		**9/20/2007**		**9/20/2007**		**9/26/2007**	
Units:			**mg/kg**	**Q**	**mg/kg**	**Q**	**mg/kg**	**Q**	**mg/kg**	**Q**	**mg/kg**	**Q**	**mg/kg**	**Q**
Phenol	500	0.33	0.37	U	0.38	U	0.63	U	0.39	U	0.4	U	0.43	U
Naphthalene	500	12	0.37	U	0.38	U	0.63	U	0.1	J	0.4	U	0.45	
2-Methylnaphthalene	500	--	0.37	U	0.38	U	0.63	U	0.094	J	0.4	U	0.43	U
2-Methylphenol	500	--	0.37	U	0.38	U	0.63	U	0.39	U	0.4	U	0.43	U
4-Methylphenol	500	--	0.37	U	0.38	U	0.63	U	0.39	U	0.4	U	0.43	U
Dimethylphthalate	500	--	0.37	U	0.38	U	0.63	U	0.39	U	0.4	U	0.43	U
Acenaphthylene	500	100	0.37	U	0.38	U	0.63	U	0.1	J	0.4	U	0.43	U
Acenaphthene	500	20	0.37	U	0.38	U	0.63	U	0.098	J	0.4	U	0.2	J
Dibenzofuran	500	--	0.37	U	0.38	U	0.63	U	0.39	U	0.4	U	0.43	U
Diethylphthalate	500	--	0.37	U	0.38	U	0.63	U	0.097	J	0.4	U	0.16	J
Fluorene	500	30	0.37	U	0.38	U	0.63	U	0.092	J	0.4	U	0.43	U
Phenanthrene	500	100	0.37	U	0.38	U	0.63	U	1.2		0.4	U	0.47	
Anthracene	500	100	0.37	U	0.38	U	0.63	U	0.24	J	0.4	U	0.13	J
Carbazole	500	--	0.37	U	0.38	U	0.63	U	0.39	U	0.4	U	0.43	U
Di-n-butyl phthalate	500	--	0.37	U	0.38	U	0.63	U	0.12	J	0.4	U	0.092	J
Fluoranthene	500	100	0.37	U	0.38	U	0.63	U	1.6		0.082	J	0.69	
Pyrene	500	100	0.37	U	0.38	U	0.63	U	2.3		0.093	J	0.57	
Butyl benzyl phthalate	500	--	0.37	U	0.38	U	0.63	U	0.22	J	0.4	U	0.43	U
Benzo(a)anthracene	5.6	1	0.37	U	0.38	U	0.63	U	0.79		0.4	U	0.29	J
Chrysene	56	1	0.37	U	0.38	U	0.63	U	0.89		0.4	U	0.24	J
Bis(2-ethylhexyl)phthalate	500	--	0.37	U	0.38	U	0.63	U	0.32	J	0.4	U	0.43	U
Di-n-octyl phthalate	500	--	0.37	U	0.38	U	0.63	U	0.39	U	0.4	U	0.43	U
Benzo(b)fluoranthene	5.6	1	0.37	U	0.38	U	0.63	U	0.74		0.4	U	0.22	J
Benzo(k)fluoranthene	56	0.8	0.37	U	0.38	U	0.63	U	0.4		0.4	U	0.43	U
Benzo(a)pyrene	1	1	0.37	U	0.38	U	0.63	U	0.5		0.4	U	0.22	J
Indeno(1,2,3-cd)pyrene	5.6	0.5	0.37	U	0.38	U	0.63	U	0.14	J	0.4	U	0.43	U
Dibenzo(a,h)anthracene	0.56	0.33	0.37	U	0.38	U	0.63	U	0.39	U	0.4	U	0.43	U
Benzo(g,h,i)perylene	500	100	0.37	U	0.38	U	0.63	U	0.14	J	0.4	U	0.43	U
Total SVOCs			ND		ND		ND		10.181		0.175		3.64	
Total PAHs			ND		ND		ND		9.424		0.175		3.48	
Total CaPAHs			ND		ND		ND		3.46		ND		0.97	
Benzo(a)pyrene Equivalent			0		0		0		1.391		0		0.273	
Total TICs			ND		ND		0.3		37.21		33.5		91.84	

NOTES:
U - Indicates a compound was analyzed for, but not detected. For results marked U, the numerical value is the compound MDL or PQL.
J - Indicates an estimated value.
E - Indicates concentration exceeds the calibrated range of the instrument. Concentrations in diluted sample are lower.
B - Indicates that the analyte was found in the blank as well as the sample. It indicates possible/probable blank contamination.
NA - Indicates that sample was not analyzed.
Q - Indicates laboratory qualifier.
SVOCs - Semi-Volatile Organic Compounds
PAHs - Polyaromatic Hydrocarbons
CaPAHS - Carcinogenic Polyaromatic Hydrocarbons
The Restricted Commercial Soil Cleanup Objective was taken from the most recent version of SubPart 375-6.
The Unrestricted Soil Cleanup Objective was taken from the most recent version of SubPart 375-6.
Shading indicates that the detected result value exceeds the Unrestricted Commercial Soil Cleanup Objective SubPart 375-6.
Shading and bolding indicates that the detected result value exceeds the Restricted Commercial and Unrestricted Soil Cleanup Objective SubPart 375-6

APPENDIX F
TABLE 2 (cont.)
OFF-SITE AREA (89 WILLOW AVENUE)
SUPPLEMENTAL REMEDIAL INVESTIGATION
SEMI-VOLATILE ORGANIC COMPOUNDS IN SOIL

Sample Number:	**SubPart 375 Protection of Public Health Restricted Commercial SCO**	**SubPart 375 Protection of Public Health Unrestricted SCO**	**GPESB-8W-4**		**GPESB-8WA-1**		**GPESB-8WA-2**		**GPESB-8WA-3**		**GPESB-8WA-4**		**GPESB-10-1**	
Lab Sample ID No:			**0711272-007B**		**0711443-003B**		**0711443-004B**		**0711443-005B**		**0711443-006B**		**0711008-013B**	
Depth (ft bgs):			**22.0 - 23.0**		**0.5 - 2.0**		**5.0 - 6.0**		**15.5 - 16.0**		**21.5 - 22.5**		**0 - 0.5**	
Sample Type:			**Soil**		**Soil**		**Soil**		**Soil**		**Soil**		**Soil**	
Sample Date:			**9/26/2007**		**10/2/2007**		**10/2/2007**		**10/2/2007**		**10/2/2007**		**9/21/2007**	
Units:			**mg/kg**	**Q**	**mg/kg**	**Q**	**mg/kg**	**Q**	**mg/kg**	**Q**	**mg/kg**	**Q**	**mg/kg**	**Q**
Phenol	500	0.33	1.1	U	0.4	U	0.38	U	0.42	U	0.78	U	0.37	U
Naphthalene	500	12	1.1	U	0.4	U	0.38	U	0.31	J	0.78	U	0.37	U
2-Methylnaphthalene	500	--	1.1	U	0.4	U	0.38	U	0.82		0.78	U	0.37	U
2-Methylphenol	500	--	1.1	U	0.4	U	0.38	U	0.42	U	0.78	U	0.37	U
4-Methylphenol	500	--	1.1	U	0.4	U	0.38	U	0.42	U	0.78	U	0.37	U
Dimethylphthalate	500	--	1.1	U	0.4	U	0.38	U	0.42	U	0.78	U	0.37	U
Acenaphthylene	500	100	1.1	U	0.11	J	0.38	U	0.42	U	0.78	U	0.37	U
Acenaphthene	500	20	1.1	U	0.4	U	0.38	U	1.9		0.78	U	0.37	U
Dibenzofuran	500	--	1.1	U	0.4	U	0.38	U	1.1		0.78	U	0.37	U
Diethylphthalate	500	--	0.57	J	0.4	U	0.38	U	0.42	U	0.78	U	0.37	U
Fluorene	500	30	1.1	U	0.4	U	0.38	U	1.1		0.78	U	0.37	U
Phenanthrene	500	100	1.1	U	0.28	J	0.38	U	3.3		0.78	U	0.37	U
Anthracene	500	100	1.1	U	0.23	J	0.38	U	0.34	J	0.78	U	0.37	U
Carbazole	500	--	1.1	U	0.4	U	0.38	U	1		0.78	U	0.37	U
Fluoranthene	500	100	1.1	U	3.7		0.38	U	0.56		0.78	U	0.37	U
Pyrene	500	100	1.1	U	3.2		0.38	U	0.42		0.78	U	0.37	U
Benzo(a)anthracene	5.6	1	1.1	U	2.2		0.38	U	0.42	U	0.78	U	0.37	U
Chrysene	56	1	1.1	U	1.9		0.38	U	0.42	U	0.78	U	0.37	U
Bis(2-ethylhexyl)phthalate	500	--	1.1	U	0.4	U	0.38	U	0.42	U	0.78	U	0.37	U
Di-n-octyl phthalate	500	--	1.1	U	0.4	U	0.38	U	0.42	U	0.78	U	0.37	U
Benzo(b)fluoranthene	5.6	1	1.1	U	2.8		0.38	U	0.42	U	0.78	U	0.37	U
Benzo(k)fluoranthene	56	0.8	1.1	U	0.94		0.38	U	0.42	U	0.78	U	0.37	U
Benzo(a)pyrene	1	1	1.1	U	**2.4**		0.38	U	0.42	U	0.78	U	0.37	U
Indeno(1,2,3-cd)pyrene	5.6	0.5	1.1	U	0.91		0.38	U	0.42	U	0.78	U	0.37	U
Dibenzo(a,h)anthracene	0.56	0.33	1.1	U	0.26	J	0.38	U	0.42	U	0.78	U	0.37	U
Benzo(g,h,i)perylene	500	100	1.1	U	0.87		0.38	U	0.42	U	0.78	U	0.37	U
Total SVOCs			0.57		19.8		ND		10.85		ND		ND	
Total PAHs			ND		18.93		ND		8.75		ND		ND	
Total CaPAHs			ND		11.41		ND		ND		ND		ND	
Benzo(a)pyrene Equivalent			0		3.279		0		0		0		0	
Total TICs			73.45		7.01		ND		2.06		2.48		64.37	

NOTES:
U - Indicates a compound was analyzed for, but not detected. For results marked U, the numerical value is the compound MDL or PQL.
J - Indicates an estimated value.
E - Indicates concentration exceeds the calibrated range of the instrument. Concentrations in diluted sample are lower.
B - Indicates that the analyte was found in the blank as well as the sample. It indicates possible/probable blank contamination.
NA - Indicates that sample was not analyzed.
Q - Indicates laboratory qualifier.
SVOCs - Semi-Volatile Organic Compounds
PAHs - Polyaromatic Hydrocarbons
CaPAHS - Carcinogenic Polyaromatic Hydrocarbons
The Restricted Commercial Soil Cleanup Objective was taken from the most recent version of SubPart 375-6.
The Unrestricted Soil Cleanup Objective was taken from the most recent version of SubPart 375-6.
Shading indicates that the detected result value exceeds the Unrestricted Commercial Soil Cleanup Objective SubPart 375-6.
Shading and bolding indicates that the detected result value exceeds the Restricted Commercial and Unrestricted Soil Cleanup Objective SubPart 375-6

APPENDIX F
TABLE 2 (cont.)
OFF-SITE AREA (89 WILLOW AVENUE)
SUPPLEMENTAL REMEDIAL INVESTIGATION
SEMI-VOLATILE ORGANIC COMPOUNDS IN SOIL

Sample Number:	**SubPart 375 Protection of Public Health Restricted Commercial SCO**	**SubPart 375 Protection of Public Health Unrestricted SCO**	**GPESB-10-2**		**GPESB-10-3**		**GPESB-10-4**		**GPESB-10A-1**		**GPESB-10A-2**		**GPESB-10A-3**	
Lab Sample ID No:			**0711076-007B**		**0711272-008B**		**0711272-009B**		**0711565-007B**		**0711565-008B**		**0711565-009B**	
Depth (ft bgs):			**2.5 - 3.0**		**12.33 - 13.33**		**21.0 - 22.0**		**0.5 - 2.0**		**5.0 - 6.0**		**12.5 - 13.5**	
Sample Type:			**Soil**		**Soil**		**Soil**		**Soil**		**Soil**		**Soil**	
Sample Date:			**9/24/2007**		**9/27/2007**		**9/27/2007**		**10/3/2007**		**10/3/2007**		**10/3/2007**	
Units:			**mg/kg**		**mg/kg**		**mg/kg**		**mg/kg**		**mg/kg**		**mg/kg**	
Phenol	500	0.33	0.38	U	0.4	U	0.45	J	0.37	U	0.38	U	0.37	U
Naphthalene	500	12	0.38	U	4.7		4.3		0.37	U	0.38	U	0.37	U
2-Methylnaphthalene	500	--	0.38	U	0.59		0.36	J	0.37	U	0.38	U	0.37	U
2-Methylphenol	500	--	0.38	U	0.15	J	0.67	U	0.37	U	0.38	U	0.37	U
4-Methylphenol	500	--	0.38	U	0.49		0.27	J	0.37	U	0.38	U	0.37	U
Dimethylphthalate	500	--	0.38	U	0.4	U	0.67	U	0.37	U	0.38	U	0.37	U
Acenaphthylene	500	100	0.38	U	0.62		0.43	J	0.37	U	0.38	U	0.37	U
Acenaphthene	500	20	0.38	U	3.7		1.8		0.37	U	0.38	U	0.37	U
Dibenzofuran	500	--	0.38	U	1.7		1.3		0.37	U	0.38	U	0.37	U
Diethylphthalate	500	--	0.38	U	0.13	J	0.67	U	0.37	U	0.38	U	0.37	U
Fluorene	500	30	0.38	U	7.7	D	3.7		0.37	U	0.38	U	0.37	U
Phenanthrene	500	100	0.38	U	12	D	5.3		0.37	U	0.38	U	0.37	U
Anthracene	500	100	0.38	U	3.5		1.6		0.37	U	0.38	U	0.37	U
Carbazole	500	--	0.38	U	3.9		2		0.37	U	0.38	U	0.37	U
Fluoranthene	500	100	0.38	U	15	D	8.3		0.37	U	0.38	U	0.37	U
Pyrene	500	100	0.38	U	13	D	8		0.37	U	0.38	U	0.37	U
Benzo(a)anthracene	5.6	1	0.38	U	**6.1**	D	3.1		0.37	U	0.38	U	0.37	U
Chrysene	56	1	0.38	U	6.3		2.6		0.37	U	0.38	U	0.37	U
Bis(2-ethylhexyl)phthalate	500	--	0.38	U	0.4	U	0.67	U	0.37	U	0.38	U	0.37	U
Di-n-octyl phthalate	500	--	0.38	U	0.4	UJ	0.67	U	0.37	U	0.38	U	0.37	U
Benzo(b)fluoranthene	5.6	1	0.38	U	5.3	D	4.5		0.37	U	0.38	U	0.37	U
Benzo(k)fluoranthene	56	0.8	0.38	U	3.6	J	2		0.37	U	0.38	U	0.37	U
Benzo(a)pyrene	1	1	0.38	U	**6.6**	D	**3.8**		0.37	U	0.38	U	0.37	U
Indeno(1,2,3-cd)pyrene	5.6	0.5	0.38	U	1.8	J	0.79		0.37	U	0.38	U	0.37	U
Dibenzo(a,h)anthracene	0.56	0.33	0.38	U	0.47	J	0.67	U	0.37	U	0.38	U	0.37	U
Benzo(g,h,i)perylene	500	100	0.38	U	1.5	J	0.76		0.37	U	0.38	U	0.37	U
Total SVOCs			ND		98.85		55.36		ND		ND		ND	
Total PAHs			ND		90.98		50.58		ND		ND		ND	
Total CaPAHs			ND		30.17		16.79		ND		ND		ND	
Benzo(a)pyrene Equivalent			0		8.489		4.685		0		0		0	
Total TICs			39.72		141.08		331.46		0.16		ND		0.19	

NOTES:
U - Indicates a compound was analyzed for, but not detected. For results marked U, the numerical value is the compound MDL or PQL.
J - Indicates an estimated value.
E - Indicates concentration exceeds the calibrated range of the instrument. Concentrations in diluted sample are lower.
B - Indicates that the analyte was found in the blank as well as the sample. It indicates possible/probable blank contamination.
NA - Indicates that sample was not analyzed.
Q - Indicates laboratory qualifier.
SVOCs - Semi-Volatile Organic Compounds
PAHs - Polyaromatic Hydrocarbons
CaPAHS - Carcinogenic Polyaromatic Hydrocarbons
The Restricted Commercial Soil Cleanup Objective was taken from the most recent version of SubPart 375-6.
The Unrestricted Soil Cleanup Objective was taken from the most recent version of SubPart 375-6.
Shading indicates that the detected result value exceeds the Unrestricted Commercial Soil Cleanup Objective SubPart 375-6.
Shading and bolding indicates that the detected result value exceeds the Restricted Commercial and Unrestricted Soil Cleanup Objective SubPart 375-6

APPENDIX F
TABLE 2 (cont.)
OFF-SITE AREA (89 WILLOW AVENUE)
SUPPLEMENTAL REMEDIAL INVESTIGATION
SEMI-VOLATILE ORGANIC COMPOUNDS IN SOIL

Sample Number:	**FB0924_S**		**FB092807**		**FB100407**	
Lab Sample ID No:	**0711076-008B**		**0711326-003B**		**0711565-010B**	
Depth (ft bgs):	**--**		**--**		**--**	
Sample Type:	**Aqueous**		**Aqueous**		**Aqueous**	
Sample Date:	**9/24/2007**		**9/28/2007**		**10/4/2007**	
Units:	**ug/L**	**Q**	**ug/L**	**Q**	**µg/L**	**Q**
Naphthalene	10	U	10	U	10	U
2-Methylnaphthalene	10	U	10	U	10	U
Dimethylphthalate	10	U	10	U	10	U
Acenaphthylene	10	U	10	U	10	U
Acenaphthene	10	U	10	U	10	U
Dibenzofuran	10	U	10	U	10	U
Diethylphthalate	10	U	10	U	10	U
Fluorene	10	U	10	U	10	U
Phenanthrene	10	U	10	U	10	U
Anthracene	10	U	10	U	10	U
Carbazole	10	U	10	U	10	U
Di-n-butyl phthalate	2	J	10	U	10	U
Fluoranthene	10	U	10	U	10	U
Pyrene	10	U	10	U	10	U
Benzo(a)anthracene	10	U	10	U	10	U
Chrysene	10	U	10	U	10	U
Bis(2-ethylhexyl)phthalate	10	U	10	U	10	U
Di-n-octyl phthalate	10	U	10	U	10	U
Benzo(b)fluoranthene	10	U	10	U	10	U
Benzo(k)fluoranthene	10	U	10	U	10	U
Benzo(a)pyrene	10	U	10	U	10	U
Indeno(1,2,3-cd)pyrene	10	U	10	U	10	U
Dibenzo(a,h)anthracene	10	U	10	U	10	U
Benzo(g,h,i)perylene	10	U	10	U	10	U
Total SVOCs	2		ND		ND	
Total PAHs	ND		ND		ND	
Total CaPAHs	ND		ND		ND	
Benzo(a)pyrene Equivalent	ND		ND		ND	
Total TICs	28		2		ND	

NOTES:
U - Indicates a compound was analyzed for, but not detected. For results marked U, the numerical value is the compound MDL or PQL.
J - Indicates an estimated value.
E - Indicates concentration exceeds the calibrated range of the instrument. Concentrations in diluted sample are lower.
B - Indicates that the analyte was found in the blank as well as the sample. It indicates possible/probable blank contamination.
NA - Indicates that sample was not analyzed.
Q - Indicates laboratory qualifier.
SVOCs - Semi-Volatile Organic Compounds
PAHs - Polyaromatic Hydrocarbons
CaPAHS - Carcinogenic Polyaromatic Hydrocarbons
The Restricted Commercial Soil Cleanup Objective was taken from the most recent version of SubPart 375-6.
The Unrestricted Soil Cleanup Objective was taken from the most recent version of SubPart 375-6.
Shading indicates that the detected result value exceeds the Unrestricted Commercial Soil Cleanup Objective SubPart 375-6.
Shading and bolding indicates that the detected result value exceeds the Restricted Commercial and Unrestricted Soil Cleanup Objective SubPart 375-6

APPENDIX F
TABLE 3
OFF-SITE AREA (89 WILLOW AVENUE)
SUPPLEMENTAL REMEDIAL INVESTIGATION
METALS AND CYANIDE IN SOIL

Sample Number:	**SubPart 375 Protection of Public Health Restricted Commercial SCO**	**SubPart 375 Protection of Public Health Unrestricted SCO**	**RW-08**		**RW-08**		**RW-08 (dup)**		**RW-08**		**RW-09**		**RW-09 (dup)**		**RW-09**	
Lab Sample ID No:			**CF-SB-45**		**CF-SB-45**		**CF-SB-45**		**CF-SB-45**		**CF-SB-46**		**CF-SB-46**		**CF-SB-46**	
Depth (ft bgs):			**13 - 15**		**19 - 21**		**19 - 21**		**37 -39**		**15 - 17**		**39 - 41**		**39 - 41**	
Sample Type:			**Soil**		**Soil**		**Soil**		**Soil**		**Soil**		**Soil**		**Soil**	
Sample Date:			**9/13/1999**		**9/13/1999**		**9/13/1999**		**9/13/1999**		**9/13/1999**		**9/13/1999**		**9/13/1999**	
Units:			**mg/kg**	**Q**	**mg/kg**	**Q**	**mg/kg**	**Q**	**mg/kg**	**Q**	**mg/kg**	**Q**	**mg/kg**	**Q**	**mg/kg**	**Q**
Arsenic	16	13	5		2.9	J	2.6	B	4.5		7.4		10.3		11.4	
Barium	400	350	95.9		**611**	J	**535**		138		50.2		143		149	
Cadmium	9.3	2.5	0.22	J	0.41	J	0.37	U	0.19	UN	0.19	UN	0.32	UN	0.32	UN
Chromium	1,500	30	42.1		88.9	J	78.3		79.9		13.1		33.3		35.9	
Lead	1,000	63	93.7		12.1	J	9.6		12.7	J	203	J	13.6	J	11.2	J
Mercury	2.8	0.18	0.69	J	0.2	J	0.21		0.016	J	0.34	J	0.026	J	0.02	J
Selenium	1,500	3.9	0.92	UJ	4.2	J	3.4		0.97	UJ	0.97	UJ	1.6	UJ	1.6	J
Silver	1,500	2	0.18	UJ	0.35	UJ	0.37	U	0.19	U	0.19	U	0.32	U	0.32	U
Cyanide	27	27	0.65	UR	1.16	UR	1.22	U	0.750	UR	0.59	UR	0.97	UR	0.97	UR

NOTES:
U - Indicates a compound was analyzed for, but not detected. For results marked U, the numerical value is the compound MDL or PQL.
N - Indicates Matrix Spike Sample Recovery not met.
E - Indicates the reported value is estimated because of the presence of interference.
* - Indicates Duplicate analysis not within control limits.
B - Indicates reported value is less than the Contract Required Detection Limits but greater than the Instrument Detection Limit.
J - Indicates that the associated numerical value is an approximate (estimated) concentration.
D - Indicates Sample Was Diluted.
Q - Indicates laboratory qualifier.
R - Indicates that the result was rejected after verification
NA - Indicates that sample was not analyzed.
The Restricted Commercial Soil Cleanup Objective was taken from the most recent version of SubPart 375-6.
The Unrestricted Soil Cleanup Objective was taken from the most recent version of SubPart 375-6.
Shading indicates that the detected result value exceeds the Unrestricted Commercial Soil Cleanup Objective SubPart 375-6.
Shading and bolding indicates that the detected result value exceeds the Restricted Commercial and Unrestricted Soil Cleanup Objective SubPart 375-6.

APPENDIX F
TABLE 3 (cont.)
OFF-SITE AREA (89 WILLOW AVENUE)
SUPPLEMENTAL REMEDIAL INVESTIGATION
METALS AND CYANIDE IN SOIL

Sample Number:	**SubPart 375 Protection of Public Health Restricted Commercial SCO**	**SubPart 375 Protection of Public Health Unrestricted SCO**	**GPESB-1W-1**		**GPESB-1W-2**		**GPESB-1W-3**		**GPESB-1W-4**		**GPESB-1W-5**		**GPESB-1W-6**		**GPESB-1W-7**	
Lab Sample ID No:			**0711008-001**		**0711202-001**		**0711202-002**		**0711202-003**		**0711390-001**		**0711390-002**		**0711390-003**	
Depth (ft bgs):			**0.5 - 1.0**		**1.5 - 2.0**		**4.5 - 5.0**		**4.5 - 5.0**		**17.0 - 17.5**		**31.0 - 32.0**		**35.0 - 36.0**	
Sample Type:			**Soil**		**Soil**		**Soil**		**Soil**		**Soil**		**Soil**		**Soil**	
Sample Date:			**9/21/2007**		**9/21/2007**		**9/21/2007**		**9/21/2007**		**10/1/2007**		**10/1/2007**		**10/1/2007**	
Units:			**mg/kg**	**Q**	**mg/kg**	**Q**	**mg/kg**	**Q**	**mg/kg**	**Q**	**mg/kg**	**Q**	**mg/kg**	**Q**	**mg/kg**	**Q**
Arsenic	16	13	6.5		3.9		3.2		3.2		3.3		13.6		14.8	
Barium	400	350	73.5		68.2		63.1		66.5		226	J	167		186	
Cadmium	9.3	2.5	0.038	U	0.037	U	0.037	U	0.038	U	0.049	U	0.057	U	0.057	U
Chromium	1,500	30	48.5		55.4		32.2		51.5		30.2	J	24.3		26	
Lead	1,000	63	40.4		22.8		28.5		25.5		75.6		7.8		9.1	
Mercury	2.8	0.18	0.12		0.023	B	0.095		0.051		1		0.03	U	0.03	U
Selenium	1,500	3.9	0.33	B	0.28	U	0.33	B	0.28	U	0.46	BJ	0.57	B	0.42	U
Silver	1,500	2	0.21	B	0.23	B	0.15	B	0.16	B	0.26	BJ	0.62	B	0.83	B
Cyanide	27	27	6.6		3.9		**44.2**	B	**59.4**	B	0.76	U	0.89	U	0.89	U

NOTES:
U - Indicates a compound was analyzed for, but not detected. For results marked U, the numerical value is the compound MDL or PQL.
N - Indicates Matrix Spike Sample Recovery not met.
E - Indicates the reported value is estimated because of the presence of interference.
* - Indicates Duplicate analysis not within control limits.
B - Indicates reported value is less than the Contract Required Detection Limits but greater than the Instrument Detection Limit.
J - Indicates that the associated numerical value is an approximate (estimated) concentration.
D - Indicates Sample Was Diluted.
Q - Indicates laboratory qualifier.
R - Indicates that the result was rejected after verification
NA - Indicates that sample was not analyzed.
The Restricted Commercial Soil Cleanup Objective was taken from the most recent version of SubPart 375-6.
The Unrestricted Soil Cleanup Objective was taken from the most recent version of SubPart 375-6.
Shading indicates that the detected result value exceeds the Unrestricted Commercial Soil Cleanup Objective SubPart 375-6.
Shading and bolding indicates that the detected result value exceeds the Restricted Commercial and Unrestricted Soil Cleanup Objective SubPart 375-6.

APPENDIX F
TABLE 3 (cont.)
OFF-SITE AREA (89 WILLOW AVENUE)
SUPPLEMENTAL REMEDIAL INVESTIGATION
METALS AND CYANIDE IN SOIL

Sample Number:	**SubPart 375 Protection of Public Health Restricted Commercial SCO**	**SubPart 375 Protection of Public Health Unrestricted SCO**	**GPESB-1WA-1**		**GPESB-1WA-2**		**GPESB-1WA-3**		**GPESB-1WA-4**		**GPESB-2-1**		**GPESB-2-2**		**GPESB-2-3**	
Lab Sample ID No:			**0711566-001**		**0711566-002**		**0711566-003**		**0711566-004**		**0711008-003**		**0711076-001**		**0711390-004**	
Depth (ft bgs):			**0.5 - 2.0**		**5.5 - 6.5**		**22.25 - 23.25**		**25.0 - 26.0**		**0.5 - 1.0**		**4.5 - 5.0**		**17.5 - 18.5**	
Sample Type:			**Soil**		**Soil**		**Soil**		**Soil**		**Soil**		**Soil**		**Soil**	
Sample Date:			**10/4/2007**		**10/4/2007**		**10/4/2007**		**10/4/2007**		**9/21/2007**		**9/24/2007**		**10/1/2007**	
Units:			**mg/kg**	**Q**	**mg/kg**	**Q**	**mg/kg**	**Q**	**mg/kg**	**Q**	**mg/kg**	**Q**	**mg/kg**	**Q**	**mg/kg**	**Q**
Arsenic	16	13	4.2		6.2		3.9		5.7		6.5	J	3		2.2	
Barium	400	350	52		110		119		178		139	J	44.1		56.3	
Cadmium	9.3	2.5	0.072	B	0.052	B	0.064	U	0.096	B	0.036	U	0.037	U	0.037	U
Chromium	1,500	30	39.4		56.9		35		44.7		26	J	15.6		34.1	
Lead	1,000	63	34.2		97.9		93.9		62.3		349	J	7.7		9.9	
Mercury	2.8	0.18	0.11		0.33		0.23		0.23		0.98	J	0.019	U	0.019	U
Selenium	1,500	3.9	0.27	U	1.2		0.87	B	1.4		1.6	J	0.27	U	0.27	U
Silver	1,500	2	0.13	B	0.1	B	0.082	U	0.094	U	0.32	BJ	0.06	B	0.12	B
Cyanide	27	27	**67.9**		**187**		0.99	U	1.6		**91**	J	0.57	U	0.57	U

NOTES:
U - Indicates a compound was analyzed for, but not detected. For results marked U, the numerical value is the compound MDL or PQL.
N - Indicates Matrix Spike Sample Recovery not met.
E - Indicates the reported value is estimated because of the presence of interference.
* - Indicates Duplicate analysis not within control limits.
B - Indicates reported value is less than the Contract Required Detection Limits but greater than the Instrument Detection Limit.
J - Indicates that the associated numerical value is an approximate (estimated) concentration.
D - Indicates Sample Was Diluted.
Q - Indicates laboratory qualifier.
R - Indicates that the result was rejected after verification
NA - Indicates that sample was not analyzed.
The Restricted Commercial Soil Cleanup Objective was taken from the most recent version of SubPart 375-6.
The Unrestricted Soil Cleanup Objective was taken from the most recent version of SubPart 375-6.
Shading indicates that the detected result value exceeds the Unrestricted Commercial Soil Cleanup Objective SubPart 375-6.
Shading and bolding indicates that the detected result value exceeds the Restricted Commercial and Unrestricted Soil Cleanup Objective SubPart 375-6.

APPENDIX F
TABLE 3 (cont.)
OFF-SITE AREA (89 WILLOW AVENUE)
SUPPLEMENTAL REMEDIAL INVESTIGATION
METALS AND CYANIDE IN SOIL

Sample Number:	**SubPart 375 Protection of Public Health Restricted Commercial SCO**	**SubPart 375 Protection of Public Health Unrestricted SCO**	**GPESB-3W-1**		**GPESB-3W-2**		**GPESB-3W-3**		**GPESB-4-1**		**GPESB-4-2**		**GPESB-4-3**		**GPESB-5W-1**	
Lab Sample ID No:			**0711008-004**		**0711076-002**		**0711326-001**		**0711008-005**		**0711076-003**		**0711326-002**		**0711008-006**	
Depth (ft bgs):			**0.5 - 1.0**		**4.5 - 5.0**		**27.0 - 28.0**		**0.5 - 1.0**		**4.0 - 4.5**		**25.5 - 27.5**		**0.5 - 1.0**	
Sample Type:			**Soil**		**Soil**		**Soil**		**Soil**		**Soil**		**Soil**		**Soil**	
Sample Date:			**9/21/2007**		**9/24/2007**		**9/28/2007**		**9/21/2007**		**9/24/2007**		**9/28/2007**		**9/21/2007**	
Units:			**mg/kg**	**Q**	**mg/kg**	**Q**	**mg/kg**	**Q**	**mg/kg**	**Q**	**mg/kg**	**Q**	**mg/kg**	**Q**	**mg/kg**	**Q**
Arsenic	16	13	13.5		2.2		10.4		7.6	J	3.4		5.4		4.9	
Barium	400	350	79.8		30		150		51.6	J	37.1		97.4		56.5	
Cadmium	9.3	2.5	0.036	U	0.037	U	0.075	U	0.037	U	0.038	U	0.052	U	0.037	U
Chromium	1,500	30	10.6		17.5		33.1		30	J	21.9		25		41.8	
Lead	1,000	63	97.3		6.9		7.3		477	J	24.2		7.9		15.2	
Mercury	2.8	0.18	0.4		0.019	U	0.039	U	**7.2**	J	0.13		0.027	U	0.019	U
Selenium	1,500	3.9	2.1		0.27	U	0.86	B	0.45	BJ	0.28	U	0.46	B	0.27	U
Silver	1,500	2	0.2	B	0.078	B	0.34	B	0.28	BJ	0.089	B	0.29	B	0.14	B
Cyanide	27	27	0.55	U	0.57	U	1.2	U	3.3	J	0.58	U	0.8	U	2.7	

NOTES:
U - Indicates a compound was analyzed for, but not detected. For results marked U, the numerical value is the compound MDL or PQL.
N - Indicates Matrix Spike Sample Recovery not met.
E - Indicates the reported value is estimated because of the presence of interference.
* - Indicates Duplicate analysis not within control limits.
B - Indicates reported value is less than the Contract Required Detection Limits but greater than the Instrument Detection Limit.
J - Indicates that the associated numerical value is an approximate (estimated) concentration.
D - Indicates Sample Was Diluted.
Q - Indicates laboratory qualifier.
R - Indicates that the result was rejected after verification
NA - Indicates that sample was not analyzed.
The Restricted Commercial Soil Cleanup Objective was taken from the most recent version of SubPart 375-6.
The Unrestricted Soil Cleanup Objective was taken from the most recent version of SubPart 375-6.
Shading indicates that the detected result value exceeds the Unrestricted Commercial Soil Cleanup Objective SubPart 375-6.
Shading and bolding indicates that the detected result value exceeds the Restricted Commercial and Unrestricted Soil Cleanup Objective SubPart 375-6.

APPENDIX F
TABLE 3 (cont.)
OFF-SITE AREA (89 WILLOW AVENUE)
SUPPLEMENTAL REMEDIAL INVESTIGATION
METALS AND CYANIDE IN SOIL

Sample Number:	**SubPart 375 Protection of Public Health Restricted Commercial SCO**	**SubPart 375 Protection of Public Health Unrestricted SCO**	**GPESB-5W-2**		**GPESB-5W-3**		**GPESB-6W-1**		**GPESB-6W-2**		**GPESB-6W-3**		**GPESB-6W-4**		**GPESB-6W-5**	
Lab Sample ID No:			**0711076-004**		**0711272-001**		**0711008-007**		**0711076-005**		**0711076-006**		**0711272-002**		**0711272-003**	
Depth (ft bgs):			**4.0 - 4.5**		**11.5 - 12.5**		**0.5 - 1.0**		**1.5 - 2.0**		**2.5 - 3.0**		**12.0 - 13.0**		**21.0 - 22.0**	
Sample Type:			**Soil**		**Soil**		**Soil**		**Soil**		**Soil**		**Soil**		**Soil**	
Sample Date:			**9/24/2007**		**9/27/2007**		**9/21/2007**		**9/24/2007**		**9/24/2007**		**9/27/2007**		**9/27/2007**	
Units:			**mg/kg**	**Q**	**mg/kg**	**Q**	**mg/kg**	**Q**	**mg/kg**	**Q**	**mg/kg**	**Q**	**mg/kg**	**Q**	**mg/kg**	**Q**
Arsenic	16	13	4.0		4.0		13.6	J	15.2	J	9.8		2.2		6.1	
Barium	400	350	60.5		86.1		140	J	118	J	**449**		120	J	286	
Cadmium	9.3	2.5	0.038	U	0.038	U	0.036	U	0.04	U	0.065	U	0.046	U	0.56	B
Chromium	1,500	30	26.3		47.6		13.7	J	27.4	J	247		15.8	J	49.6	
Lead	1,000	63	110		23.1		515	J	145	J	296		24		11.3	
Mercury	2.8	0.18	0.13		0.038	B	0.91	J	2.3	J	0.61		0.29		0.044	U
Selenium	1,500	3.9	0.28	U	0.28	U	4.2	J	3.2	J	3.8		0.53	B	1.6	
Silver	1,500	2	0.081	B	0.13	B	0.45	BJ	0.5	BJ	0.48	B	0.17	BJ	0.34	B
Cyanide	27	27	0.59	U	0.58	U	**70.4**	J	**299**	J	**249**		**33.6**		1.3	U

NOTES:
U - Indicates a compound was analyzed for, but not detected. For results marked U, the numerical value is the compound MDL or PQL.
N - Indicates Matrix Spike Sample Recovery not met.
E - Indicates the reported value is estimated because of the presence of interference.
* - Indicates Duplicate analysis not within control limits.
B - Indicates reported value is less than the Contract Required Detection Limits but greater than the Instrument Detection Limit.
J - Indicates that the associated numerical value is an approximate (estimated) concentration.
D - Indicates Sample Was Diluted.
Q - Indicates laboratory qualifier.
R - Indicates that the result was rejected after verification
NA - Indicates that sample was not analyzed.
The Restricted Commercial Soil Cleanup Objective was taken from the most recent version of SubPart 375-6.
The Unrestricted Soil Cleanup Objective was taken from the most recent version of SubPart 375-6.
Shading indicates that the detected result value exceeds the Unrestricted Commercial Soil Cleanup Objective SubPart 375-6.
Shading and bolding indicates that the detected result value exceeds the Restricted Commercial and Unrestricted Soil Cleanup Objective SubPart 375-6.

APPENDIX F
TABLE 3 (cont.)
OFF-SITE AREA (89 WILLOW AVENUE)
SUPPLEMENTAL REMEDIAL INVESTIGATION
METALS AND CYANIDE IN SOIL

Sample Number:	**SubPart 375 Protection of Public Health Restricted Commercial SCO**	**SubPart 375 Protection of Public Health Unrestricted SCO**	**GPESB-6WA-1**		**GPESB-6WA-2**		**GPESB-6WA-3**		**GPESB-6WA-4**		**GPESB-7-1**		**GPESB-7-2**		**GPESB-7-3**	
Lab Sample ID No:			**0711565-001**		**0711565-002**		**0711565-003**		**0711565-004**		**0711008-008**		**0711008-009**		**0711008-010**	
Depth (ft bgs):			**0.5 - 2.0**		**5.5 - 6.5**		**13.5 - 14.5**		**24.0 - 25.0**		**0.5 - 1.0**		**2.0 - 2.5**		**3.5 - 4.0**	
Sample Type:			**Soil**		**Soil**		**Soil**		**Soil**		**Soil**		**Soil**		**Soil**	
Sample Date:			**10/3/2007**		**10/3/2007**		**10/3/2007**		**10/3/2007**		**9/20/2007**		**9/20/2007**		**9/20/2007**	
Units:			**mg/kg**	**Q**	**mg/kg**	**Q**	**mg/kg**	**Q**	**mg/kg**	**Q**	**mg/kg**	**Q**	**mg/kg**	**Q**	**mg/kg**	**Q**
Arsenic	16	13	2.8		3.6		5.1		4.5		5.1		6		4.2	
Barium	400	350	32.7		38.8		90.9		218		60.9		97.4		76.8	
Cadmium	9.3	2.5	0.042	B	0.037	U	0.17	B	0.43	B	0.05	U	0.039	U	0.44	B
Chromium	1,500	30	47.6		18.7		29.2		36		57.8		6.3		29.3	
Lead	1,000	63	9		7.6		127		8		35.8		134		134	
Mercury	2.8	0.18	0.019	U	0.019	U	0.53		0.047	B	0.25		0.71		0.31	
Selenium	1,500	3.9	0.27	U	0.27	U	0.32	U	0.86	B	0.37	U	1.1		0.29	U
Silver	1,500	2	0.16	B	0.1	B	0.23	B	0.17	B	0.2	B	0.3	B	0.17	B
Cyanide	27	27	0.56	U	0.57	U	**192**		1.3	U	1.8		1.5		0.61	U

NOTES:
U - Indicates a compound was analyzed for, but not detected. For results marked U, the numerical value is the compound MDL or PQL.
N - Indicates Matrix Spike Sample Recovery not met.
E - Indicates the reported value is estimated because of the presence of interference.
* - Indicates Duplicate analysis not within control limits.
B - Indicates reported value is less than the Contract Required Detection Limits but greater than the Instrument Detection Limit.
J - Indicates that the associated numerical value is an approximate (estimated) concentration.
D - Indicates Sample Was Diluted.
Q - Indicates laboratory qualifier.
R - Indicates that the result was rejected after verification
NA - Indicates that sample was not analyzed.
The Restricted Commercial Soil Cleanup Objective was taken from the most recent version of SubPart 375-6.
The Unrestricted Soil Cleanup Objective was taken from the most recent version of SubPart 375-6.
Shading indicates that the detected result value exceeds the Unrestricted Commercial Soil Cleanup Objective SubPart 375-6.
Shading and bolding indicates that the detected result value exceeds the Restricted Commercial and Unrestricted Soil Cleanup Objective SubPart 375-6.

APPENDIX F
TABLE 3 (cont.)
OFF-SITE AREA (89 WILLOW AVENUE)
SUPPLEMENTAL REMEDIAL INVESTIGATION
METALS AND CYANIDE IN SOIL

Sample Number:	**SubPart 375 Protection of Public Health Restricted Commercial SCO**	**SubPart 375 Protection of Public Health Unrestricted SCO**	**GPESB-7-4**		**GPESB-7-5**		**GPESB-7A-1**		**GPESB-7A-2**		**GPESB-7A-3**		**GPESB-7A-4**		**GPESB-8W-1**	
Lab Sample ID No:			**0711272-004**		**0711272-005**		**0711443-001**		**0711443-002**		**0711565-005**		**0711565-006**		**0711008-011**	
Depth (ft bgs):			**12.75 - 13.75**		**22.0 - 23.0**		**0.5 - 2.0**		**5.5 - 6.5**		**15.0 - 16.0**		**25.5 - 26.5**		**0.5 - 1.0**	
Sample Type:			**Soil**		**Soil**		**Soil**		**Soil**		**Soil**		**Soil**		**Soil**	
Sample Date:			**9/26/2007**		**9/26/2007**		**10/2/2007**		**10/2/2007**		**10/3/2007**		**10/3/2007**		**9/20/2007**	
Units:			**mg/kg**	**Q**	**mg/kg**	**Q**	**mg/kg**	**Q**	**mg/kg**	**Q**	**mg/kg**	**Q**	**mg/kg**	**Q**	**mg/kg**	**Q**
Arsenic	16	13	4.1		4.4		2.5		5		5		8.3		5.8	
Barium	400	350	54.6	J	153		31.5		51.8		152		156		39.1	
Cadmium	9.3	2.5	0.2	B	0.17	B	0.036	U	0.037	U	0.18	B	0.062	U	0.038	U
Chromium	1,500	30	25.2	J	31.4		31.4		19.5		11.8		29.9		15.3	
Lead	1,000	63	296		7.6		8.3		34.8		41.9		8.8		11.7	
Mercury	2.8	0.18	2.2		0.043	U	0.018	U	0.054		0.46		0.037	B	0.03	B
Selenium	1,500	3.9	0.56	B	0.99	B	0.27	U	0.28	U	0.38	U	0.46	U	0.28	U
Silver	1,500	2	0.31	BJ	0.27	B	0.091	B	0.16	B	0.25	B	0.28	B	0.13	B
Cyanide	27	27	1.3		1.3	U	0.55	U	0.58	U	**253**		0.95	U	0.59	U

NOTES:
U - Indicates a compound was analyzed for, but not detected. For results marked U, the numerical value is the compound MDL or PQL.
N - Indicates Matrix Spike Sample Recovery not met.
E - Indicates the reported value is estimated because of the presence of interference.
* - Indicates Duplicate analysis not within control limits.
B - Indicates reported value is less than the Contract Required Detection Limits but greater than the Instrument Detection Limit.
J - Indicates that the associated numerical value is an approximate (estimated) concentration.
D - Indicates Sample Was Diluted.
Q - Indicates laboratory qualifier.
R - Indicates that the result was rejected after verification
NA - Indicates that sample was not analyzed.
The Restricted Commercial Soil Cleanup Objective was taken from the most recent version of SubPart 375-6.
The Unrestricted Soil Cleanup Objective was taken from the most recent version of SubPart 375-6.
Shading indicates that the detected result value exceeds the Unrestricted Commercial Soil Cleanup Objective SubPart 375-6.
Shading and bolding indicates that the detected result value exceeds the Restricted Commercial and Unrestricted Soil Cleanup Objective SubPart 375-6.

APPENDIX F
TABLE 3 (cont.)
OFF-SITE AREA (89 WILLOW AVENUE)
SUPPLEMENTAL REMEDIAL INVESTIGATION
METALS AND CYANIDE IN SOIL

Sample Number:	**SubPart 375 Protection of Public Health Restricted Commercial SCO**	**SubPart 375 Protection of Public Health Unrestricted SCO**	**GPESB-8W-2**		**GPESB-8W-3**		**GPESB-8W-4**		**GPESB-8WA-1**		**GPESB-8WA-2**		**GPESB-8WA-3**		**GPESB-8WA-4**	
Lab Sample ID No:			**0711008-012**		**0711272-006**		**0711272-007**		**0711443-003**		**0711443-004**		**0711443-005**		**0711443-006**	
Depth (ft bgs):			**2.5 - 3.0**		**6.5 - 7.5**		**22.0 - 23.0**		**0.5 - 2.0**		**5.0 - 6.0**		**15.5 - 16.0**		**21.5 - 22.5**	
Sample Type:			**Soil**		**Soil**		**Soil**		**Soil**		**Soil**		**Soil**		**Soil**	
Sample Date:			**9/20/2007**		**9/26/2007**		**9/26/2007**		**10/2/2007**		**10/2/2007**		**10/2/2007**		**10/2/2007**	
Units:			**mg/kg**	**Q**	**mg/kg**	**Q**	**mg/kg**	**Q**	**mg/kg**	**Q**	**mg/kg**	**Q**	**mg/kg**	**Q**	**mg/kg**	**Q**
Arsenic	16	13	2.2		4.7		4.1		3.8		3.2		5.2		3.7	
Barium	400	350	39.3		45.5		168		69.5	J	36.7		97.4		238	
Cadmium	9.3	2.5	0.039	U	0.08	B	0.11	U	0.13	B	0.037	U	0.042	U	0.52	B
Chromium	1,500	30	21		19.7		27.4		24.5	J	25.8		67.7		30.5	
Lead	1,000	63	16.9		183		7.3		81.6		16.3		677		7.6	
Mercury	2.8	0.18	0.062		0.71		0.055	U	0.49		0.12		0.62		0.051	B
Selenium	1,500	3.9	0.29	U	0.58	B	0.79	U	0.37	BJ	0.28	U	0.31	U	0.69	B
Silver	1,500	2	0.051	B	0.24	B	0.31	B	0.24	BJ	0.12	B	0.26	B	0.2	B
Cyanide	27	27	0.61	U	9.3		1.6	U	**39.1**		0.58	U	13.1		1.2	U

NOTES:
U - Indicates a compound was analyzed for, but not detected. For results marked U, the numerical value is the compound MDL or PQL.
N - Indicates Matrix Spike Sample Recovery not met.
E - Indicates the reported value is estimated because of the presence of interference.
* - Indicates Duplicate analysis not within control limits.
B - Indicates reported value is less than the Contract Required Detection Limits but greater than the Instrument Detection Limit.
J - Indicates that the associated numerical value is an approximate (estimated) concentration.
D - Indicates Sample Was Diluted.
Q - Indicates laboratory qualifier.
R - Indicates that the result was rejected after verification
NA - Indicates that sample was not analyzed.
The Restricted Commercial Soil Cleanup Objective was taken from the most recent version of SubPart 375-6.
The Unrestricted Soil Cleanup Objective was taken from the most recent version of SubPart 375-6.
Shading indicates that the detected result value exceeds the Unrestricted Commercial Soil Cleanup Objective SubPart 375-6.
Shading and bolding indicates that the detected result value exceeds the Restricted Commercial and Unrestricted Soil Cleanup Objective SubPart 375-6.

APPENDIX F
TABLE 3 (cont.)
OFF-SITE AREA (89 WILLOW AVENUE)
SUPPLEMENTAL REMEDIAL INVESTIGATION
METALS AND CYANIDE IN SOIL

Sample Number:	**SubPart 375 Protection of Public Health Restricted Commercial SCO**	**SubPart 375 Protection of Public Health Unrestricted SCO**	**GPESB-10-1**		**GPESB-10-2**		**GPESB-10-3**		**GPESB-10-4**		**GPESB-10A-1**		**GPESB-10A-2**		**GPESB-10A-3**	
Lab Sample ID No:			**0711008-013**		**0711076-007**		**0711272-008**		**0711272-009**		**0711565-007**		**0711565-008**		**0711565-009**	
Depth (ft bgs):			**0 - 0.5**		**2.5 - 3.0**		**12.33 - 13.33**		**21.0 - 22.0**		**0.5 - 2.0**		**5.0 - 6.0**		**12.5 - 13.5**	
Sample Type:			**Soil**		**Soil**		**Soil**		**Soil**		**Soil**		**Soil**		**Soil**	
Sample Date:			**9/21/2007**		**9/24/2007**		**9/27/2007**		**9/27/2007**		**10/3/2007**		**10/3/2007**		**10/3/2007**	
Units:			**mg/kg**	**Q**	**mg/kg**	**Q**	**mg/kg**	**Q**	**mg/kg**	**Q**	**mg/kg**	**Q**	**mg/kg**	**Q**	**mg/kg**	**Q**
Arsenic	16	13	5.4		3.8		2.2		5.7		3.7		2.4		2.4	
Barium	400	350	44.3		39.1		57.4	J	208	J	39.9		28.1		45.8	
Cadmium	9.3	2.5	0.036	U	0.037	U	0.04	U	0.17	B	0.036	U	0.038	U	0.036	U
Chromium	1,500	30	26.3		25.3		34.3	J	37.2	J	21.1		10		42.2	
Lead	1,000	63	21.7		38.4		54.6		8.6		10.3		13.8		8.3	
Mercury	2.8	0.18	0.05		0.24		0.39		0.037	B	0.019	B	0.043		0.036	B
Selenium	1,500	3.9	1		0.28	U	0.29	U	0.89	B	0.27	U	0.28	U	0.27	U
Silver	1,500	2	0.073	B	0.15	B	0.13	BJ	0.34	BJ	0.12	B	0.055	B	0.13	B
Cyanide	27	27	9.7		0.58	U	0.61	U	1	U	0.56	U	0.58	U	0.56	U

NOTES:
U - Indicates a compound was analyzed for, but not detected. For results marked U, the numerical value is the compound MDL or PQL.
N - Indicates Matrix Spike Sample Recovery not met.
E - Indicates the reported value is estimated because of the presence of interference.
* - Indicates Duplicate analysis not within control limits.
B - Indicates reported value is less than the Contract Required Detection Limits but greater than the Instrument Detection Limit.
J - Indicates that the associated numerical value is an approximate (estimated) concentration.
D - Indicates Sample Was Diluted.
Q - Indicates laboratory qualifier.
R - Indicates that the result was rejected after verification
NA - Indicates that sample was not analyzed.
The Restricted Commercial Soil Cleanup Objective was taken from the most recent version of SubPart 375-6.
The Unrestricted Soil Cleanup Objective was taken from the most recent version of SubPart 375-6.
Shading indicates that the detected result value exceeds the Unrestricted Commercial Soil Cleanup Objective SubPart 375-6.
Shading and bolding indicates that the detected result value exceeds the Restricted Commercial and Unrestricted Soil Cleanup Objective SubPart 375-6.

APPENDIX F
TABLE 3 (cont.)
OFF-SITE AREA (89 WILLOW AVENUE)
SUPPLEMENTAL REMEDIAL INVESTIGATION
METALS AND CYANIDE IN SOIL

Sample Number:	**FB0924_S**		**FB092807**		**FB100407**	
Lab Sample ID No:	**0711076-008**		**0711326-003**		**0711565-010**	
Depth (ft bgs):	**--**		**--**		**--**	
Sample Type:	**Aqueous**		**Aqueous**		**Aqueous**	
Sample Date:	**9/24/2007**		**9/28/2007**		**10/4/2007**	
Units:	**ug/L**		**ug/L**		**µg/L**	
Arsenic	1.8	U	1.8	U	1.8	U
Barium	3.2	U	3.2	U	3.2	U
Cadmium	0.57	B	0.35	B	0.32	U
Chromium	0.59	B	0.57	U	0.57	U
Lead	1.4	U	1.4	U	1.4	U
Mercury	0.1	U	0.1	U	0.1	U
Selenium	2.4	U	2.4	U	2.4	U
Silver	0.41	U	0.53	B	0.59	B
Cyanide	10	U	10	U	10	U

NOTES:
U - Indicates a compound was analyzed for, but not detected. For results marked U, the numerical value is the compound MDL or PQL.
N - Indicates Matrix Spike Sample Recovery not met.
E - Indicates the reported value is estimated because of the presence of interference.
* - Indicates Duplicate analysis not within control limits.
B - Indicates reported value is less than the Contract Required Detection Limits but greater than the Instrument Detection Limit.
J - Indicates that the associated numerical value is an approximate (estimated) concentration.
D - Indicates Sample Was Diluted.
Q - Indicates laboratory qualifier.
R - Indicates that the result was rejected after verification
NA - Indicates that sample was not analyzed.
The Restricted Commercial Soil Cleanup Objective was taken from the most recent version of SubPart 375-6.
The Unrestricted Soil Cleanup Objective was taken from the most recent version of SubPart 375-6.
Shading indicates that the detected result value exceeds the Unrestricted Commercial Soil Cleanup Objective SubPart 375-6.
Shading and bolding indicates that the detected result value exceeds the Restricted Commercial and Unrestricted Soil Cleanup Objective SubPart 375-6.

APPENDIX F
TABLE 4
OFF SITE AREA (89 WILLOW AVENUE)
SUPPLEMENTAL REMEDIAL INVESTIGATION
PCBs IN SOIL

Sample Number:	**SubPart 375 Protection of Public Health Restricted Commercial SCO**	**SubPart 375 Protection of Public Health Unrestricted SCO**	**RW-08**		**RW-08**		**RW-08 (dup)**		**RW-08**		**RW-09**		**RW-09 (dup)**		**RW-09**	
Lab Sample ID No:			**CF-SB-45**		**CF-SB-45**		**CF-SB-45**		**CF-SB-45**		**CF-SB-46**		**CF-SB-46**		**CF-SB-46**	
Depth (ft bgs):			**13 - 15**		**19 - 21**		**19 - 21**		**37 -39**		**15 - 17**		**39 - 41**		**39 - 41**	
Sample Type:			**Soil**		**Soil**		**Soil**		**Soil**		**Soil**		**Soil**		**Soil**	
Sample Date:			**9/13/1999**		**9/13/1999**		**9/13/1999**		**9/13/1999**		**9/13/1999**		**9/13/1999**		**9/13/1999**	
Units:			**mg/kg**	**Q**	**mg/kg**	**Q**	**mg/kg**	**Q**	**mg/kg**	**Q**	**mg/kg**	**Q**	**mg/kg**	**Q**	**mg/kg**	**Q**
Aroclor-1016	--	--	NA		NA		NA		NA		NA		NA		NA	
Aroclor-1221	--	--	NA		NA		NA		NA		NA		NA		NA	
Aroclor-1232	--	--	NA		NA		NA		NA		NA		NA		NA	
Aroclor-1242	--	--	NA		NA		NA		NA		NA		NA		NA	
Aroclor-1248	--	--	NA		NA		NA		NA		NA		NA		NA	
Aroclor-1254	--	--	NA		NA		NA		NA		NA		NA		NA	
Aroclor-1260	--	--	NA		NA		NA		NA		NA		NA		NA	
TOTAL PCBs	1	0.1	NA		NA		NA		NA		NA		NA		NA	

U - Indicates a compound was analyzed for, but not detected. For results marked U, the numerical value is the compound MDL or PQL.
J - Indicates an estimated value.
E - Indicates concentration exceeds the calibrated range of the instrument. Concentrations in diluted sample are lower.
B - Indicates that the analyte was found in the blank as well as the sample. It indicates possible/probable blank contamination.
NA - Indicates that sample was not analyzed.
Q - Indicates laboratory qualifier.
The Restricted Commercial Soil Cleanup Objective was taken from the most recent version of SubPart 375-6.
-- No established standard
The Unrestricted Commercial Soil Cleanup Objective was taken from the most recent version of SubPart 375-6.

APPENDIX F
TABLE 4 (cont.)
OFF SITE AREA (89 WILLOW AVENUE)
SUPPLEMENTAL REMEDIAL INVESTIGATION
PCBs IN SOIL

Sample Number:	**SubPart 375 Protection of Public Health Restricted Commercial SCO**	**SubPart 375 Protection of Public Health Unrestricted SCO**	**GPESB-1W-1**		**GPESB-1W-2**		**GPESB-1W-3**		**GPESB-1W-4**		**GPESB-1W-5**		**GPESB-1W-6**	
Lab Sample ID No:			**0711008-001B**		**0711202-001B**		**0711202-002B**		**0711202-003B**		**0711390-001B**		**0711390-002B**	
Depth (ft bgs):			**0.5 - 1.0**		**1.5 - 2.0**		**4.5 - 5.0**		**4.5 - 5.0**		**17.0 - 17.5**		**31.0 - 32.0**	
Sample Type:			**Soil**		**Soil**		**Soil**		**Soil**		**Soil**		**Soil**	
Sample Date:			**9/21/2007**		**9/21/2007**		**9/21/2007**		**9/21/2007**		**10/1/2007**		**10/1/2007**	
Units:			**mg/kg**	**Q**	**mg/kg**	**Q**	**mg/kg**	**Q**	**mg/kg**	**Q**	**mg/kg**	**Q**	**mg/kg**	**Q**
Aroclor-1016	--	--	0.31	U	0.3	U	0.038	U	0.039	U	0.05	U	0.059	U
Aroclor-1221	--	--	0.62	U	0.61	U	0.077	U	0.079	U	0.1	U	0.12	U
Aroclor-1232	--	--	0.31	U	0.3	U	0.038	U	0.039	U	0.05	U	0.059	U
Aroclor-1242	--	--	0.31	U	0.3	U	0.038	U	0.039	U	0.05	U	0.059	U
Aroclor-1248	--	--	0.31	U	0.3	U	0.038	U	0.039	U	0.05	U	0.059	U
Aroclor-1254	--	--	0.31	U	0.3	U	0.038	U	0.039	U	0.05	U	0.059	U
Aroclor-1260	--	--	0.31	U	0.3	U	0.077	U	0.079	U	0.05	U	0.59	U
TOTAL PCB	1	0.1	ND		ND		ND		ND		ND		ND	

NOTES:
U - Indicates a compound was analyzed for, but not detected. For results marked U, the numerical value is the compound MDL or PQL.
J - Indicates an estimated value.
E - Indicates concentration exceeds the calibrated range of the instrument. Concentrations in diluted sample are lower.
B - Indicates that the analyte was found in the blank as well as the sample. It indicates possible/probable blank contamination.
NA - Indicates that sample was not analyzed.
Q - Indicates laboratory qualifier.
-- No established standard
The Restricted Commercial Soil Cleanup Objective was taken from the most recent version of SubPart 375-6.
The Unrestricted Commercial Soil Cleanup Objective was taken from the most recent version of SubPart 375-6.

APPENDIX F
TABLE 4 (cont.)
OFF SITE AREA (89 WILLOW AVENUE)
SUPPLEMENTAL REMEDIAL INVESTIGATION
PCBs IN SOIL

Sample Number:	**SubPart 375 Protection of Public Health Restricted Commercial SCO**	**SubPart 375 Protection of Public Health Unrestricted SCO**	**GPESB-1W-7**		**GPESB-1WA-1**		**GPESB-1WA-2**		**GPESB-1WA-3**		**GPESB-1WA-4**		**GPESB-2-1**	
Lab Sample ID No:			**0711390-003B**		**0711566-001B**		**0711566-002B**		**0711566-003B**		**0711566-004B**		**0711008-003B**	
Depth (ft bgs):			**35.0 - 36.0**		**0.5 - 2.0**		**5.5 - 6.5**		**22.25 - 23.25**		**25.0 - 26.0**		**0.5 - 1.0**	
Sample Type:			**Soil**		**Soil**		**Soil**		**Soil**		**Soil**		**Soil**	
Sample Date:			**10/1/2007**		**10/4/2007**		**10/4/2007**		**10/4/2007**		**10/4/2007**		**9/21/2007**	
Units:			**mg/kg**	**Q**	**mg/kg**	**Q**	**mg/kg**	**Q**	**mg/kg**	**Q**	**mg/kg**	**Q**	**mg/kg**	**Q**
Aroclor-1016	--	--	0.059	U	0.15	U	0.046	U	0.065	U	0.076	U	0.037	U
Aroclor-1221	--	--	0.12	U	0.3	U	0.093	U	0.13	U	0.15	U	0.074	U
Aroclor-1232	--	--	0.059	U	0.15	U	0.046	U	0.065	U	0.076	U	0.037	U
Aroclor-1242	--	--	0.059	U	0.15	U	0.046	U	0.065	U	0.076	U	0.037	U
Aroclor-1248	--	--	0.059	U	0.15	U	0.046	U	0.065	U	0.076	U	0.037	U
Aroclor-1254	--	--	0.059	U	0.15	U	0.046	U	0.065	U	0.076	U	0.037	U
Aroclor-1260	--	--	0.059	U	0.15	U	0.046	U	0.065	U	0.076	U	0.037	U
TOTAL PCB	1	0.1	ND		ND		ND		ND		ND		ND	

NOTES:
U - Indicates a compound was analyzed for, but not detected. For results marked U, the numerical value is the compound MDL or PQL.
J - Indicates an estimated value.
E - Indicates concentration exceeds the calibrated range of the instrument. Concentrations in diluted sample are lower.
B - Indicates that the analyte was found in the blank as well as the sample. It indicates possible/probable blank contamination.
NA - Indicates that sample was not analyzed.
Q - Indicates laboratory qualifier.
-- No established standard
The Restricted Commercial Soil Cleanup Objective was taken from the most recent version of SubPart 375-6.
The Unrestricted Commercial Soil Cleanup Objective was taken from the most recent version of SubPart 375-6.

APPENDIX F
TABLE 4 (cont.)
OFF SITE AREA (89 WILLOW AVENUE)
SUPPLEMENTAL REMEDIAL INVESTIGATION
PCBs IN SOIL

Sample Number:	**SubPart 375 Protection of Public Health Restricted Commercial SCO**	**SubPart 375 Protection of Public Health Unrestricted SCO**	**GPESB-2-2**		**GPESB-2-3**		**GPESB-3W-1**		**GPESB-3W-2**		**GPESB-3W-3**		**GPESB-4-1**	
Lab Sample ID No:			**0711076-001B**		**0711390-004B**		**0711008-004**		**0711076-002B**		**0711326-001B**		**0711008-005B**	
Depth (ft bgs):			**4.5 - 5.0**		**17.5 - 18.5**		**0.5 - 1.0**		**4.5 - 5.0**		**27.0 - 28.0**		**0.5 - 1.0**	
Sample Type:			**Soil**		**Soil**		**Soil**		**Soil**		**Soil**		**Soil**	
Sample Date:			**9/24/2007**		**10/1/2007**		**9/21/2007**		**9/24/2007**		**9/28/2007**		**9/21/2007**	
Units:			**mg/kg**	**Q**	**mg/kg**	**Q**	**mg/kg**	**Q**	**mg/kg**	**Q**	**mg/kg**	**Q**	**mg/kg**	**Q**
Aroclor-1016	--	--	0.038	U	0.038	U	0.037	U	0.038	U	0.077	U	0.038	U
Aroclor-1221	--	--	0.076	U	0.077	U	0.074	U	0.077	U	0.16	U	0.076	U
Aroclor-1232	--	--	0.038	U	0.038	U	0.037	U	0.038	U	0.077	U	0.038	U
Aroclor-1242	--	--	0.038	U	0.038	U	0.037	U	0.038	U	0.077	U	0.038	U
Aroclor-1248	--	--	0.038	U	0.038	U	0.037	U	0.038	U	0.077	U	0.038	U
Aroclor-1254	--	--	0.038	U	0.038	U	0.037	U	0.038	U	0.077	U	0.038	U
Aroclor-1260	--	--	0.038	U	0.038	U	0.037	U	0.038	U	0.077	U	0.038	U
TOTAL PCB	1	0.1	ND		ND		ND		ND		ND		ND	

NOTES:
U - Indicates a compound was analyzed for, but not detected. For results marked U, the numerical value is the compound MDL or PQL.
J - Indicates an estimated value.
E - Indicates concentration exceeds the calibrated range of the instrument. Concentrations in diluted sample are lower.
B - Indicates that the analyte was found in the blank as well as the sample. It indicates possible/probable blank contamination.
NA - Indicates that sample was not analyzed.
Q - Indicates laboratory qualifier.
-- No established standard
The Restricted Commercial Soil Cleanup Objective was taken from the most recent version of SubPart 375-6.
The Unrestricted Commercial Soil Cleanup Objective was taken from the most recent version of SubPart 375-6.

APPENDIX F
TABLE 4 (cont.)
OFF SITE AREA (89 WILLOW AVENUE)
SUPPLEMENTAL REMEDIAL INVESTIGATION
PCBs IN SOIL

Sample Number:	**SubPart 375 Protection of Public Health Restricted Commercial SCO**	**SubPart 375 Protection of Public Health Unrestricted SCO**	**GPESB-4-2**		**GPESB-4-3**		**GPESB-5W-1**		**GPESB-5W-2**		**GPESB-5W-3**		**GPESB-6W-1 (1)**	
Lab Sample ID No:			**0711076-003B**		**0711326-002B**		**0711008-006B**		**0711076-004B**		**0711272-001B**		**0711008-007B**	
Depth (ft bgs):			**4.0 - 4.5**		**25.5 - 27.5**		**0.5 - 1.0**		**4.0 - 4.5**		**11.5 - 12.5**		**0.5 - 1.0**	
Sample Type:			**Soil**		**Soil**		**Soil**		**Soil**		**Soil**		**Soil**	
Sample Date:			**9/24/2007**		**9/28/2007**		**9/21/2007**		**9/24/2007**		**9/27/2007**		**9/21/2007**	
Units:			**mg/kg**	**Q**	**mg/kg**	**Q**	**mg/kg**	**Q**	**mg/kg**	**Q**	**mg/kg**	**Q**	**mg/kg**	**Q**
Aroclor-1016	--	--	0.039	U	0.053	U	0.3	U	0.039	U	0.039	U	1.2	U
Aroclor-1221	--	--	0.078	U	0.11	U	0.61	U	0.079	U	0.078	U	2.4	U
Aroclor-1232	--	--	0.039	U	0.053	U	0.3	U	0.039	U	0.039	U	1.2	U
Aroclor-1242	--	--	0.039	U	0.053	U	0.3	U	0.039	U	0.039	U	1.2	U
Aroclor-1248	--	--	0.039	U	0.053	U	0.3	U	0.039	U	0.039	U	1.2	U
Aroclor-1254	--	--	0.039	U	0.053	U	0.3	U	0.039	U	0.039	U	1.2	U
Aroclor-1260	--	--	0.039	U	0.053	U	0.3	U	0.039	U	0.039	U	1.2	U
TOTAL PCB	1	0.1	ND		ND		ND		ND		ND		ND	

NOTES:
U - Indicates a compound was analyzed for, but not detected. For results marked U, the numerical value is the compound MDL or PQL.
J - Indicates an estimated value.
E - Indicates concentration exceeds the calibrated range of the instrument. Concentrations in diluted sample are lower.
B - Indicates that the analyte was found in the blank as well as the sample. It indicates possible/probable blank contamination.
NA - Indicates that sample was not analyzed.
Q - Indicates laboratory qualifier.
-- No established standard
The Restricted Commercial Soil Cleanup Objective was taken from the most recent version of SubPart 375-6.
The Unrestricted Commercial Soil Cleanup Objective was taken from the most recent version of SubPart 375-6.
(1) - Based on the results of the data validation, the PCB results for GPESB-6W-1 are considered not useable.

APPENDIX F
TABLE 4 (cont.)
OFF SITE AREA (89 WILLOW AVENUE)
SUPPLEMENTAL REMEDIAL INVESTIGATION
PCBs IN SOIL

Sample Number:	**SubPart 375 Protection of Public Health Restricted Commercial SCO**	**SubPart 375 Protection of Public Health Unrestricted SCO**	**GPESB-6W-2 (1)**		**GPESB-6W-3**		**GPESB-6W-4**		**GPESB-6W-5**		**GPESB-6WA-1**		**GPESB-6WA-2**	
Lab Sample ID No:			**0711076-005B**		**0711076-006B**		**0711272-002B**		**0711272-003B**		**0711565-001B**		**0711565-002B**	
Depth (ft bgs):			**1.5 - 2.0**		**2.5 - 3.0**		**12.0 - 13.0**		**21.0 - 22.0**		**0.5 - 2.0**		**5.5 - 6.5**	
Sample Type:			**Soil**		**Soil**		**Soil**		**Soil**		**Soil**		**Soil**	
Sample Date:			**9/24/2007**		**9/24/2007**		**9/27/2007**		**9/27/2007**		**10/3/2007**		**10/3/2007**	
Units:			**mg/kg**	**Q**	**mg/kg**	**Q**	**mg/kg**	**Q**	**mg/kg**	**Q**	**mg/kg**	**Q**	**mg/kg**	**Q**
Aroclor-1016	--	--	16	U	0.53	U	0.047	U	0.087	U	0.037	U	0.038	U
Aroclor-1221	--	--	33	U	1.1	U	0.095	U	0.18	U	0.075	U	0.077	U
Aroclor-1232	--	--	16	U	0.53	U	0.047	U	0.087	U	0.037	U	0.038	U
Aroclor-1242	--	--	16	U	0.53	U	0.047	U	0.087	U	0.037	U	0.038	U
Aroclor-1248	--	--	16	U	0.53	U	0.047	U	0.087	U	0.037	U	0.038	U
Aroclor-1254	--	--	16	U	0.53	U	0.047	U	0.087	U	0.037	U	0.038	U
Aroclor-1260	--	--	16	U	0.53	U	0.047	U	0.087	U	0.037	U	0.038	U
TOTAL PCB	1	0.1	ND		ND		ND		ND		ND		ND	

NOTES:
U - Indicates a compound was analyzed for, but not detected. For results marked U, the numerical value is the compound MDL or PQL.
J - Indicates an estimated value.
E - Indicates concentration exceeds the calibrated range of the instrument. Concentrations in diluted sample are lower.
B - Indicates that the analyte was found in the blank as well as the sample. It indicates possible/probable blank contamination.
NA - Indicates that sample was not analyzed.
Q - Indicates laboratory qualifier.
-- No established standard
The Restricted Commercial Soil Cleanup Objective was taken from the most recent version of SubPart 375-6.
The Unrestricted Commercial Soil Cleanup Objective was taken from the most recent version of SubPart 375-6.
(1) - Based on the results of the data validation, the PCB results for GPESB-6W-1 are considered not useable.

APPENDIX F
TABLE 4 (cont.)
OFF SITE AREA (89 WILLOW AVENUE)
SUPPLEMENTAL REMEDIAL INVESTIGATION
PCBs IN SOIL

Sample Number:	**SubPart 375 Protection of Public Health Restricted Commercial SCO**	**SubPart 375 Protection of Public Health Unrestricted SCO**	**GPESB-6WA-4**		**GPESB-7-1**		**GPESB-7-2**		**GPESB-7-3**		**GPESB-7-4**		**GPESB-7-5**	
Lab Sample ID No:			**0711565-004B**		**0711008-008B**		**0711008-009B**		**0711008-010B**		**0711272-004B**		**0711272-005B**	
Depth (ft bgs):			**24.0 - 25.0**		**0.5 - 1.0**		**2.0 - 2.5**		**3.5 - 4.0**		**12.75 - 13.75**		**22.0 - 23.0**	
Sample Type:			**Soil**		**Soil**		**Soil**		**Soil**		**Soil**		**Soil**	
Sample Date:			**10/3/2007**		**9/20/2007**		**9/20/2007**		**9/20/2007**		**9/26/2007**		**9/26/2007**	
Units:			**mg/kg**	**Q**	**mg/kg**	**Q**	**mg/kg**	**Q**	**mg/kg**	**Q**	**mg/kg**	**Q**	**mg/kg**	**Q**
Aroclor-1016	--	--	0.085	U	0.051	U	0.62	U	0.04	U	0.044	U	0.085	U
Aroclor-1221	--	--	0.17	U	0.1	U	1.2	U	0.082	U	0.089	U	0.17	U
Aroclor-1232	--	--	0.085	U	0.051	U	0.62	U	0.04	U	0.044	U	0.085	U
Aroclor-1242	--	--	0.085	U	0.051	U	0.62	U	0.04	U	0.044	U	0.085	U
Aroclor-1248	--	--	0.085	U	0.051	U	0.62	U	0.04	U	0.044	U	0.085	U
Aroclor-1254	--	--	0.085	U	0.051	U	0.62	U	0.04	U	0.044	U	0.085	U
Aroclor-1260	--	--	0.085	U	0.051	U	0.62	U	0.04	U	0.044	U	0.085	U
TOTAL PCB	1	0.1	ND		ND		ND		ND		ND		ND	

NOTES:
U - Indicates a compound was analyzed for, but not detected. For results marked U, the numerical value is the compound MDL or PQL.
J - Indicates an estimated value.
E - Indicates concentration exceeds the calibrated range of the instrument. Concentrations in diluted sample are lower.
B - Indicates that the analyte was found in the blank as well as the sample. It indicates possible/probable blank contamination.
NA - Indicates that sample was not analyzed.
Q - Indicates laboratory qualifier.
-- No established standard
The Restricted Commercial Soil Cleanup Objective was taken from the most recent version of SubPart 375-6.
The Unrestricted Commercial Soil Cleanup Objective was taken from the most recent version of SubPart 375-6.

APPENDIX F
TABLE 4 (cont.)
OFF SITE AREA (89 WILLOW AVENUE)
SUPPLEMENTAL REMEDIAL INVESTIGATION
PCBs IN SOIL

Sample Number:	**SubPart 375 Protection of Public Health Restricted Commercial SCO**	**SubPart 375 Protection of Public Health Unrestricted SCO**	**GPESB-7A-1**		**GPESB-7A-2**		**GPESB-7A-4**		**GPESB-8W-1**		**GPESB-8W-2**		**GPESB-8W-3**	
Lab Sample ID No:			**0711443-001B**		**0711443-002B**		**0711565-006B**		**0711008-011B**		**0711008-012B**		**0711272-006B**	
Depth (ft bgs):			**0.5 - 2.0**		**5.5 - 6.5**		**25.5 - 26.5**		**0.5 - 1.0**		**2.5 - 3.0**		**6.5 - 7.5**	
Sample Type:			**Soil**		**Soil**		**Soil**		**Soil**		**Soil**		**Soil**	
Sample Date:			**10/2/2007**		**10/2/2007**		**10/3/2007**		**9/20/2007**		**9/20/2007**		**9/26/2007**	
Units:			**mg/kg**	**Q**	**mg/kg**	**Q**	**mg/kg**	**Q**	**mg/kg**	**Q**	**mg/kg**	**Q**	**mg/kg**	**Q**
Aroclor-1016	--	--	0.037	U	0.038	U	0.063	U	0.039	U	0.04	U	0.043	U
Aroclor-1221	--	--	0.074	U	0.078	U	0.13	U	0.079	U	0.081	U	0.086	U
Aroclor-1232	--	--	0.037	U	0.038	U	0.063	U	0.039	U	0.04	U	0.043	U
Aroclor-1242	--	--	0.037	U	0.038	U	0.063	U	0.039	U	0.04	U	0.043	U
Aroclor-1248	--	--	0.037	U	0.038	U	0.063	U	0.039	U	0.04	U	0.043	U
Aroclor-1254	--	--	0.037	U	0.038	U	0.063	U	0.039	U	0.04	U	0.043	U
Aroclor-1260	--	--	0.037	U	0.038	U	0.063	U	0.039	U	0.04	U	0.043	U
TOTAL PCB	1	0.1	ND		ND		ND		ND		ND		ND	

NOTES:
U - Indicates a compound was analyzed for, but not detected. For results marked U, the numerical value is the compound MDL or PQL.
J - Indicates an estimated value.
E - Indicates concentration exceeds the calibrated range of the instrument. Concentrations in diluted sample are lower.
B - Indicates that the analyte was found in the blank as well as the sample. It indicates possible/probable blank contamination.
NA - Indicates that sample was not analyzed.
Q - Indicates laboratory qualifier.
-- No established standard
The Restricted Commercial Soil Cleanup Objective was taken from the most recent version of SubPart 375-6.
The Unrestricted Commercial Soil Cleanup Objective was taken from the most recent version of SubPart 375-6.

APPENDIX F
TABLE 4 (cont.)
OFF SITE AREA (89 WILLOW AVENUE)
SUPPLEMENTAL REMEDIAL INVESTIGATION
PCBs IN SOIL

Sample Number:	**SubPart 375 Protection of Public Health Restricted Commercial SCO**	**SubPart 375 Protection of Public Health Unrestricted SCO**	**GPESB-8W-4**		**GPESB-8WA-1**		**GPESB-8WA-2**		**GPESB-8WA-3**		**GPESB-8WA-4**		**GPESB-10-1**	
Lab Sample ID No:			**0711272-007B**		**0711443-003B**		**0711443-004B**		**0711443-005B**		**0711443-006B**		**0711008-013B**	
Depth (ft bgs):			**22.0 - 23.0**		**0.5 - 2.0**		**5.0 - 6.0**		**15.5 - 16.0**		**21.5 - 22.5**		**0 - 0.5**	
Sample Type:			**Soil**		**Soil**		**Soil**		**Soil**		**Soil**		**Soil**	
Sample Date:			**9/26/2007**		**10/2/2007**		**10/2/2007**		**10/2/2007**		**10/2/2007**		**9/21/2007**	
Units:			**mg/kg**	**Q**	**mg/kg**	**Q**	**mg/kg**	**Q**	**mg/kg**	**Q**	**mg/kg**	**Q**	**mg/kg**	**Q**
Aroclor-1016	--	--	0.11	U	0.04	U	0.038	U	0.042	U	0.078	U	0.037	U
Aroclor-1221	--	--	0.22	U	0.081	U	0.077	U	0.086	U	0.16	U	0.074	U
Aroclor-1232	--	--	0.11	U	0.04	U	0.038	U	0.042	U	0.078	U	0.037	U
Aroclor-1242	--	--	0.11	U	0.04	U	0.038	U	0.042	U	0.078	U	0.037	U
Aroclor-1248	--	--	0.11	U	0.04	U	0.038	U	0.042	U	0.078	U	0.037	U
Aroclor-1254	--	--	0.11	U	0.04	U	0.038	U	0.042	U	0.078	U	0.037	U
Aroclor-1260	--	--	0.11	U	0.04	U	0.038	U	0.042	U	0.078	U	0.037	U
TOTAL PCB	1	0.1	ND		ND		ND		ND		ND		ND	

NOTES:
U - Indicates a compound was analyzed for, but not detected. For results marked U, the numerical value is the compound MDL or PQL.
J - Indicates an estimated value.
E - Indicates concentration exceeds the calibrated range of the instrument. Concentrations in diluted sample are lower.
B - Indicates that the analyte was found in the blank as well as the sample. It indicates possible/probable blank contamination.
NA - Indicates that sample was not analyzed.
Q - Indicates laboratory qualifier.
-- No established standard
The Restricted Commercial Soil Cleanup Objective was taken from the most recent version of SubPart 375-6.
The Unrestricted Commercial Soil Cleanup Objective was taken from the most recent version of SubPart 375-6.

APPENDIX F
TABLE 4 (cont.)
OFF SITE AREA (89 WILLOW AVENUE)
SUPPLEMENTAL REMEDIAL INVESTIGATION
PCBs IN SOIL

Sample Number:	**SubPart 375 Protection of Public Health Restricted Commercial SCO**	**SubPart 375 Protection of Public Health Unrestricted SCO**	**GPESB-10-2**		**GPESB-10-3**		**GPESB-10-4**		**GPESB-10A-1**		**GPESB-10A-2**		**GPESB-10A-3**	
Lab Sample ID No:			**0711076-007B**		**0711272-008B**		**0711272-009B**		**0711565-007B**		**0711565-008B**		**0711565-009B**	
Depth (ft bgs):			**2.5 - 3.0**		**12.33 - 13.33**		**21.0 - 22.0**		**0.5 - 2.0**		**5.0 - 6.0**		**12.5 - 13.5**	
Sample Type:			**Soil**		**Soil**		**Soil**		**Soil**		**Soil**		**Soil**	
Sample Date:			**9/24/2007**		**9/27/2007**		**9/27/2007**		**10/3/2007**		**10/3/2007**		**10/3/2007**	
Units:			**mg/kg**	**Q**	**mg/kg**	**Q**	**mg/kg**	**Q**	**mg/kg**	**Q**	**mg/kg**	**Q**	**mg/kg**	**Q**
Aroclor-1016	--	--	0.038	U	0.04	U	0.067	U	0.037	U	0.038	U	0.037	U
Aroclor-1221	--	--	0.077	U	0.082	U	0.14	U	0.075	U	0.078	U	0.075	U
Aroclor-1232	--	--	0.038	U	0.04	U	0.067	U	0.037	U	0.038	U	0.037	U
Aroclor-1242	--	--	0.038	U	0.04	U	0.067	U	0.037	U	0.038	U	0.037	U
Aroclor-1248	--	--	0.038	U	0.04	U	0.067	U	0.037	U	0.038	U	0.037	U
Aroclor-1254	--	--	0.038	U	0.04	U	0.067	U	0.037	U	0.038	U	0.037	U
Aroclor-1260	--	--	0.038	U	0.04	U	0.067	U	0.037	U	0.038	U	0.037	U
TOTAL PCB	1	0.1	ND		ND		ND		ND		ND		ND	

NOTES:
U - Indicates a compound was analyzed for, but not detected. For results marked U, the numerical value is the compound MDL or PQL.
J - Indicates an estimated value.
E - Indicates concentration exceeds the calibrated range of the instrument. Concentrations in diluted sample are lower.
B - Indicates that the analyte was found in the blank as well as the sample. It indicates possible/probable blank contamination.
NA - Indicates that sample was not analyzed.
Q - Indicates laboratory qualifier.
-- No established standard
The Restricted Commercial Soil Cleanup Objective was taken from the most recent version of SubPart 375-6.
The Unrestricted Commercial Soil Cleanup Objective was taken from the most recent version of SubPart 375-6.

APPENDIX F
TABLE 4 (cont.)
OFF SITE AREA (89 WILLOW AVENUE)
SUPPLEMENTAL REMEDIAL INVESTIGATION
PCBs IN SOIL

Sample Number:	**FB0924_S**		**FB092807**		**FB100407**	
Lab Sample ID No:	**0711076-008B**		**0711326-003B**		**0711565-010B**	
Depth(ft):	**--**		**--**		**--**	
Sample Type:	**Aqueous**		**Aqueous**		**Aqueous**	
Sample Date:	**9/24/2007**		**9/28/2007**		**10/4/2007**	
Units:	**ug/L**	**Q**	**ug/L**	**Q**	**µg/L**	**Q**
Aroclor-1016	1.0	U	1.0	U	1.0	U
Aroclor-1221	2.0	U	2.0	U	2.0	U
Aroclor-1232	1.0	U	1.0	U	1.0	U
Aroclor-1242	1.0	U	1.0	U	1.0	U
Aroclor-1248	1.0	U	1.0	U	1.0	U
Aroclor-1254	1.0	U	1.0	U	1.0	U
Aroclor-1260	1.0	U	1.0	U	1.0	U
TOTAL PCB	ND		ND		ND	

NOTES:
U - Indicates a compound was analyzed for, but not detected. For results marked U, the numerical value is the compound MDL or PQL.
J - Indicates an estimated value.
E - Indicates concentration exceeds the calibrated range of the instrument. Concentrations in diluted sample are lower.
B - Indicates that the analyte was found in the blank as well as the sample. It indicates possible/probable blank contamination.
NA - Indicates that sample was not analyzed.
Q - Indicates laboratory qualifier.
-- No established standard
The Restricted Commercial Soil Cleanup Objective was taken from the most recent version of SubPart 375-6.

APPENDIX F
TABLE 5
OFF-SITE AREA (89 WILLOW AVE)
SUPPLEMENTAL REMEDIAL INVESTIGATION
VOLATILE ORGANIC COMPOUNDS IN GROUNDWATER

Sample Number:	**NYSDEC Ambient Water Quality Standards**	**RW -08**		**RW-09**		**GPEGW-1WS**		**GPEGW-1WI**		**GPEGW-3WS**		**GPEGW-3WD**		**GPEGW-5WS**		**GPEGW-5WI**	
Lab Sample ID No:		**CF-RW-08**		**CF-RW-09**		**0712002-001A**		**0711951-001A**		**0712002-003A**		**0712002-002A**		**0711951-002A**		**0711903-001A**	
Depth (ft bgs):						**3.5' - 8.5'**		**14' - 19'**		**3.5' - 8.5'**		**24' - 29'**		**3' - 8'**		**9' - 14'**	
Sample Type:		**Groundwater**		**Groundwater**		**Groundwater**		**Groundwater**		**Groundwater**		**Groundwater**		**Groundwater**		**Groundwater**	
Sample Date:		**10/5/1999**		**10/5/1999**		**10/17/2007**		**10/16/2007**		**10/17/2007**		**10/17/2007**		**10/16/2007**		**10/15/2007**	
Units:		**µg/L**	**Q**	**µg/L**	**Q**	**µg/L**	**Q**	**µg/L**	**Q**	**µg/L**	**Q**	**µg/L**	**Q**	**µg/L**	**Q**	**µg/L**	**Q**
Acetone	50	NA		NA		4	J	10	U	10	U	11		10	U	10	U
Chloroform	7	NA		NA		10	U	10	U	3	J	1	J	10	U	10	U
2-Butanone	50	NA		NA		10	U	10	U	10	U	4	J	10	U	10	U
Benzene	1	5	U	5	U	10	U	**2**	J	10	U	10	U	10	U	10	U
Carbon Disulfide	--	NA		NA		10	U	10	U	10	U	1	J	10	U	10	U
Tetrachloroethene	5	NA		NA		10	U	10	U	10	U	10	U	10	U	10	U
Toluene	5	5	U	5	U	10	U	10	U	10	U	10	U	10	U	10	U
Ethylbenzene	5	5	U	5	U	10	U	2	J	10	U	10	U	10	U	10	U
Styrene	5	NA		NA		10	U	10	U	10	U	10	U	10	U	10	U
Xylene (total)	5	5	U	5	U	10	U	3	J	10	U	10	U	10	U	10	U
Total VOCs		ND		ND		4		7		3		17		ND		ND	
Total BTEX		ND		ND		ND		7		ND		ND		ND		ND	
Total TICs		ND		ND		ND		66		ND		ND		ND		ND	

NOTES:
U - Indicates a compound was analyzed for, but not detected. For results marked U, the numerical value is the compound MDL or PQL.
J - Indicates an estimated value.
E - Indicates concentration exceeds the calibrated range of the instrument. Concentrations in diluted samples are lower.
D - Indicates sample was diluted.
B - Indicates that the analyte was found in the blank as well as the sample indicating possible/probable blank contamination.
Q - Indicates laboratory qualifier
-- No established standard
NA - Indicates that sample was not analyzed.
NYSDEC Ambient Water Quality Standards (AWQS) Taken From The Most Current Edition Of TOGS 1.1.1.

APPENDIX F
TABLE 5 (cont.)
OFF-SITE AREA (89 WILLOW AVE)
SUPPLEMENTAL REMEDIAL INVESTIGATION
VOLATILE ORGANIC COMPOUNDS IN GROUNDWATER

Sample Number:	**NYSDEC Ambient Water Quality Standards**	**GPEGW-6WS**		**GPEGW-6WI**		**GPESB-7WS****		**GPEGW-8WS**		**GPEGW-8WD**		**SB-8W-GW3**		**SB-8W-3**	
Lab Sample ID No:		**0712002-004A**		**0711903-002A**		**0711951-003A**		**0711903-003A**		**0712002-005A**		**0711010-001A**		**0711203-001A**	
Depth (ft bgs):		**2' -7'**		**9' - 14'**		**3' - 8'**		**2.5' - 7.5'**		**15.5 - 20.5**		**11' - 15'**		**12' - 17'**	
Sample Type:		**Groundwater**		**Groundwater**		**Groundwater**		**Groundwater**		**Groundwater**		**Groundwater**		**Groundwater**	
Sample Date:		**10/17/2007**		**10/15/2007**		**10/16/2007**		**10/15/2007**		**10/17/2007**		**9/21/2007**		**9/25/2007**	
Units:		**µg/L**	**Q**	**µg/L**	**Q**	**µg/L**	**Q**	**µg/L**	**Q**	**µg/L**	**Q**	**µg/L**	**Q**	**µg/L**	**Q**
Acetone	50	4	J	10	U	10	U	10	U	5	J	19		8	J
Chloroform	7	10	U	10	U	10	U	10	U	10	U	10	U	2	J
2-Butanone	50	10	U	10	U	10	U	10	U	10	U	22		**200**	D
Benzene	1	10	U	**19**		10	U	10	U	10	U	1	J	10	U
Carbon Disulfide	--	10	U	10	U	10	U	10	U	10	U	9	J	10	U
Tetrachloroethene	5	10	U	10	U	10	U	10	U	10	U	10	U	10	U
Toluene	5	10	U	**13**		10	U	10	U	10	U	2	J	10	U
Ethylbenzene	5	10	U	3	J	10	U	10	U	10	U	10	U	10	U
Styrene	5	10	U	10	U	10	U	10	U	10	U	10	U	10	U
Xylene (total)	5	10	U	**26**		10	U	10	U	10	U	5	J	10	U
Total VOCs		4		61		ND		ND		5		58		210	
Total BTEX		ND		61		ND		ND		ND		8		ND	
Total TICs		ND		35		ND		ND		ND		ND		24	

NOTES:
U - Indicates a compound was analyzed for, but not detected. For results marked U, the numerical value is the compound MDL or PQL.
J - Indicates an estimated value.
E - Indicates concentration exceeds the calibrated range of the instrument. Concentrations in diluted samples are lower.
D - Indicates sample was diluted.
B - Indicates that the analyte was found in the blank as well as the sample indicating possible/probable blank contamination.
Q - Indicates laboratory qualifier
-- No established standard
NA - Indicates that sample was not analyzed.
** = Collected blind duplicate sample for GPESB-5WS
NYSDEC Ambient Water Quality Standards (AWQS) Taken From The Most Current Edition Of TOGS 1.1.1.

APPENDIX F
TABLE 5 (cont.)
OFF-SITE AREA (89 WILLOW AVE)
SUPPLEMENTAL REMEDIAL INVESTIGATION
VOLATILE ORGANIC COMPOUNDS IN GROUNDWATER

Sample Number:	**TB 092107**		**TB 092507**		**TB101507**		**TB101607**		**FB101707**		**TB101707**	
Lab Sample ID No:	**0711010-002**		**0711203-002**		**0711903-004A**		**0711951-004A**		**0712002-006A**		**0712002-007A**	
Depth (ft bgs):	**--**		**--**		**--**		**--**		**--**		**--**	
Sample Type:	**Aqueous**		**Aqueous**		**Aqueous**		**Aqueous**		**Aqueous**		**Aqueous**	
Sample Date:	**9/21/2007**		**9/25/2007**		**10/15/2007**		**10/16/2007**		**10/17/2007**		**10/17/2007**	
Units:	**ug/L**	**Q**	**µg/L**	**Q**	**ug/L**	**Q**	**ug/L**	**Q**	**ug/L**	**Q**	**ug/L**	**Q**
Chloromethane	10	U	10	U	10	U	10	U	10	U	10	U
Bromomethane	10	U	10	U	10	U	10	U	10	U	10	U
Vinyl chloride	10	U	10	U	10	U	10	U	10	U	10	U
Chloroethane	10	U	10	U	10	U	10	U	10	U	10	U
Methylene chloride	10	U	10	U	10	U	10	U	10	U	10	U
Acetone	10	U	10	U	6	BJ	7	BJ	10	U	10	U
Carbon disulfide	10	U	10	U	10	U	10	U	10	U	10	U
1,1-Dichloroethene	10	U	10	U	10	U	10	U	10	U	10	U
1,1-Dichloroethane	10	U	10	U	10	U	10	U	10	U	10	U
1,2-Dichloroethene (total)	10	U	10	U	10	U	10	U	10	U	10	U
Chloroform	10	U	10	U	10	U	10	U	10	U	10	U
1,2-Dichloroethane	10	U	10	U	10	U	10	U	10	U	10	U
2-Butanone	10	U	3	J	10	U	10	U	10	U	10	U
1,1,1-Trichloroethane	10	U	10	U	10	U	10	U	10	U	10	U
Carbon tetrachloride	10	U	10	U	10	U	10	U	10	U	10	U
Bromodichloromethane	10	U	10	U	10	U	10	U	10	U	10	U
1,2-Dichloropropane	10	U	10	U	10	U	10	U	10	U	10	U
cis-1,3-Dichloropropene	10	U	10	U	10	U	10	U	10	U	10	U
Trichloroethene	10	U	10	U	10	U	10	U	10	U	10	U
Dibromochloromethane	10	U	10	U	10	U	10	U	10	U	10	U
1,1,2-Trichloroethane	10	U	10	U	10	U	10	U	10	U	10	U
Benzene	10	U	10	U	10	U	10	U	10	U	10	U
trans-1,3-Dichloropropene	10	U	10	U	10	U	10	U	10	U	10	U
Bromoform	10	U	10	U	10	U	10	U	10	U	10	U
4-Methyl-2-pentanone	10	U	10	U	10	U	10	U	10	U	10	U
2-Hexanone	10	U	10	U	10	U	10	U	10	U	10	U
Tetrachloroethene	10	U	10	U	10	U	10	U	10	U	10	U
1,1,2,2-Tetrachloroethane	10	U	10	U	10	U	10	U	10	U	10	U
Toluene	10	U	10	U	10	U	10	U	10	U	10	U
Chlorobenzene	10	U	10	U	10	U	10	U	10	U	10	U
Ethylbenzene	10	U	10	U	10	U	10	U	10	U	10	U
Styrene	10	U	10	U	10	U	10	U	10	U	10	U
Xylene (total)	10	U	10	U	10	U	10	U	10	U	10	U
Total VOCs	ND		3		6		7		ND		ND	
Total BTEX	ND		ND		ND		ND		ND		ND	
Total TICs	ND		ND		ND		ND		ND		ND	

NOTES:
U - Indicates a compound was analyzed for, but not detected. For results marked U, the numerical value is the compound MDL or PQL.
J - Indicates an estimated value.
E - Indicates concentration exceeds the calibrated range of the instrument. Concentrations in diluted samples are lower.
D - Indicates sample was diluted.
B - Indicates that the analyte was found in the blank as well as the sample indicating possible/probable blank contamination.
Q - Indicates laboratory qualifier
NA - Indicates that sample was not analyzed.
NYSDEC Ambient Water Quality Standards (AWQS) Taken From The Most Current Edition Of TOGS 1.1.1.

APPENDIX F
TABLE 6
OFF-SITE AREA (89 WILLOW AVE)
SUPPLEMENTAL REMEDIAL INVESTIGATION
SEMI-VOLATILE ORGANIC COMPOUNDS IN GROUNDWATER

Sample Number:	**NYSDEC Ambient Water Quality Standards**	**RW -08**		**RW-09**		**SB-8W-GW3**		**SB-8W-3**		**GPESB-1WS**		**GPESB-1WI**		**GPESB-3WS**		**GPESB-3WD**	
Lab Sample ID No:		**CF-RW-08**		**CF-RW-09**		**0711010-001**		**0711203-001**		**0712002-001**		**0711951-001**		**0712002-003**		**0712002-002**	
Depth (ft bgs):						**11' - 15'**		**12' - 17'**		**3.5' - 8.5'**		**14' - 19'**		**3.5' - 8.5'**		**24' - 29'**	
Sample Type:		**Groundwater**		**Groundwater**		**Groundwater**		**Groundwater**		**Groundwater**		**Groundwater**		**Groundwater**		**Groundwater**	
Sample Date:		**10/5/1999**		**10/5/1999**		**9/21/2007**		**9/25/2007**		**10/17/2007**		**10/16/2007**		**10/17/2007**		**10/17/2007**	
Units:		**µg/L**	**Q**	**µg/L**	**Q**	**µg/L**	**Q**	**µg/L**	**Q**	**µg/L**	**Q**	**µg/L**	**Q**	**µg/L**	**Q**	**µg/L**	**Q**
Naphthalene	10	10	U	10	U	7	J	10	U	NA		**29**		10	U	1	J
2-Methylnaphthalene	--	10	U	10	U	10	U	10	U	NA		4	J	10	U	10	U
Acenaphthylene	--	10	U	10	U	10	U	10	U	NA		10	U	10	U	10	U
Acenaphthene	20	10	U	10	U	6	J	1	J	NA		**34**		10	U	1	J
Dibenzofuran	--	10	U	10	U	1	J	10	U	NA		10	U	10	U	10	U
Fluorene	50	10	U	10	U	12		2	J	NA		12		10	U	10	U
Phenanthrene	50	10	U	0.4	J	10	U	10	U	NA		24		10	U	10	U
Anthracene	50	10	U	0.1	J	2	J	10	U	NA		4	J	10	U	10	U
Carbazole	--	10	U	10	U	4	J	10	U	NA		10	U	10	U	10	U
Di-n-butyl phthalate	50	NA		NA		2	J	10	U	NA		1	J	10	U	10	U
Fluoranthene	50	10	U	0.4	J	9	J	1	J	NA		3	J	10	U	10	U
Pyrene	50	10	U	0.4	J	6	J	10	U	NA		4	J	10	U	10	U
Benzo(a)anthracene	0.002	10	U	0.2	J	10	U	10	U	NA		10	U	10	U	10	U
Chrysene	0.002	10	U	0.3	J	10	U	10	U	NA		10	U	10	U	10	U
Benzo(b)fluoranthene	0.002	10	U	0.3	J	10	U	10	U	NA		10	U	10	U	10	U
Benzo(k)fluoranthene	0.002	10	UJ	0.3	J	10	U	10	U	NA		10	U	10	U	10	U
Benzo(a)pyrene	--	10	U	0.3	J	10	U	10	U	NA		10	U	10	U	10	U
Indeno(1,2,3-cd)pyrene	0.002	10	U	10	U	10	U	10	U	NA		10	U	10	U	10	U
Dibenzo(a,h)anthracene	--	NA		NA		10	U	10	U	NA		10	U	10	U	10	U
Benzo(g,h,i)perylene	--	10	U	0.2	J	10	U	10	U	NA		10	U	10	U	10	U
Total SVOCs	--	ND		2.9		49		4		NA		115		ND		2	
Total PAHs	--	ND		1.5		42		4		NA		114		ND		2	
Total CAPAHs	--	ND		1.4		ND		ND		NA		ND		ND		ND	
Total TICs	--	ND				138		112		NA		80		5		34	

NOTES:
U - Indicates a compound was analyzed for, but not detected. For results marked U, the numerical value is the compound MDL or PQL.
J - Indicates an estimated value.
E - Indicates concentration exceeds the calibrated range of the instrument. Concentrations in diluted samples are lower.
D - Indicates sample was diluted.
B - Indicates that the analyte was found in the blank as well as the sample indicating possible/probable blank contamination.
-- No established standard
Q - Indicates laboratory qualifier
NA - Indicates that sample was not analyzed.
NYSDEC Ambient Water Quality Standards (AWQS) Taken From The Most Current Edition Of TOGS 1.1.1.

APPENDIX F
TABLE 6 (cont.)
OFF-SITE AREA (89 WILLOW AVE)
SUPPLEMENTAL REMEDIAL INVESTIGATION
SEMI-VOLATILE ORGANIC COMPOUNDS IN GROUNDWATER

Sample Number:	**NYSDEC Ambient Water Quality Standards**	**GPESB-5WS**		**GPESB-5WI**		**GPESB-6WS**		**GPESB-6WI**		**GPESB-7WS****		**GPESB-8WS**		**GPESB-8WD**	
Lab Sample ID No:		**0711951-002B**		**0711903-001B**		**0712002-004B**		**0711903-002B**		**0711951-003B**		**0711903-003B**		**0712002-005B**	
Depth (ft bgs):		**3' - 8'**		**9' - 14'**		**2' -7'**		**9' - 14'**		**3' - 8'**		**2.5' - 7.5'**		**15.5 - 20.5**	
Sample Type:		**Groundwater**		**Groundwater**		**Groundwater**		**Groundwater**		**Groundwater**		**Groundwater**		**Groundwater**	
Sample Date:		**10/16/2007**		**10/15/2007**		**10/17/2007**		**10/15/2007**		**10/16/2007**		**10/15/2007**		**10/17/2007**	
Units:		**µg/L**	**Q**	**µg/L**	**Q**	**µg/L**	**Q**	**µg/L**	**Q**	**µg/L**	**Q**	**µg/L**	**Q**	**µg/L**	**Q**
Naphthalene	10	10	U	10	U	10	U	**250**	D	10	U	10	U	10	U
2-Methylnaphthalene	--	10	U	10	U	10	U	23		10	U	10	U	10	U
2-Methylphenol	--	10	U	10	U	10	U	40		10	U	10	U	10	U
4-Methylphenol	--	10	U	10	U	10	U	95	D	10	U	10	U	10	U
Acenaphthylene	--	10	U	10	U	10	U	10	U	10	U	10	U	10	U
Acenaphthene	20	10	U	10	U	10	U	6	J	10	U	10	U	10	U
Dibenzofuran	--	10	U	10	U	10	U	14		10	U	10	U	10	U
Fluorene	50	10	U	10	U	10	U	14		10	U	10	U	10	U
Phenanthrene	50	10	U	10	U	10	U	21		10	U	10	U	10	U
Phenol	--	10	U	10	U	10	U	40		10	U	10	U	10	U
Anthracene	50	10	U	10	U	10	U	3	J	10	U	10	U	10	U
Carbazole	--	10	U	10	U	10	U	32		10	U	10	U	10	U
Di-n-butyl phthalate	50	10	U	10	U	10	U	1	J	10	U	10	U	10	U
2,4- Dimethylphenol	--	10	U	10	U	10	U	56		10	U	10	U	10	U
Fluoranthene	50	10	U	10	U	10	U	4	J	10	U	10	U	10	U
Pyrene	50	10	U	10	U	10	U	3	J	10	U	10	U	10	U
Benzo(a)anthracene	0.002	10	U	10	U	10	U	10	U	10	U	10	U	10	U
Chrysene	0.002	10	U	10	U	10	U	10	U	10	U	10	U	10	U
Benzo(b)fluoranthene	0.002	10	U	10	U	10	U	10	U	10	U	10	U	10	U
Benzo(k)fluoranthene	0.002	10	U	10	U	10	U	10	U	10	U	10	U	10	U
Benzo(a)pyrene	0.002	10	U	10	U	10	U	10	U	10	U	10	U	10	U
Indeno(1,2,3-cd)pyrene	0.002	10	U	10	U	10	U	10	U	10	U	10	U	10	U
Dibenzo(a,h)anthracene	0.002	10	U	10	U	10	U	10	U	10	U	10	U	10	U
Benzo(g,h,i)perylene	0.002	10	U	10	U	10	U	10	U	10	U	10	U	10	U
Total SVOCs	--	ND		ND		ND		602		ND		ND		ND	
Total PAHs	--	ND		ND		ND		324		ND		ND		ND	
Total CAPAHs	--	ND		ND		ND		ND		ND		ND		ND	
Total TICs	--	10		7		11		211		8		11		4	

NOTES:
U - Indicates a compound was analyzed for, but not detected. For results marked U, the numerical value is the compound MDL or PQL.
-- No established standard
J - Indicates an estimated value.
E - Indicates concentration exceeds the calibrated range of the instrument. Concentrations in diluted samples are lower.
D - Indicates sample was diluted.
B - Indicates that the analyte was found in the blank as well as the sample indicating possible/probable blank contamination.
Q - Indicates laboratory qualifier
-- No established standard
NA - Indicates that sample was not analyzed.
** = Collected blind duplicate sample for GPESB-5WS
NYSDEC Ambient Water Quality Standards (AWQS) Taken From The Most Current Edition Of TOGS 1.1.1.

APPENDIX F
TABLE 6 (cont.)
OFF-SITE AREA (89 WILLOW AVE)
SUPPLEMENTALREMEDIAL INVESTIGATION
SEMI-VOLATILE ORGANIC COMPOUNDS IN GROUNDWATER

Sample Number:	**FB101707**	
Lab Sample ID No:	**0712002-006B**	
Depth (ft bgs):	**--**	
Sample Type:	**Aqueous**	
Sample Date:	**10/17/2007**	
Units:	**ug/L**	**Q**
Naphthalene	10	U
2-Methylnaphthalene	10	U
Acenaphthylene	10	U
Acenaphthene	10	U
Dibenzofuran	10	U
Fluorene	10	U
Phenanthrene	10	U
Anthracene	10	U
Carbazole	10	U
Fluoranthene	10	U
Pyrene	10	U
Benzo(a)anthracene	10	U
Chrysene	10	U
Benzo(b)fluoranthene	10	U
Benzo(k)fluoranthene	10	U
Benzo(a)pyrene	10	U
Indeno(1,2,3-cd)pyrene	10	U
Dibenzo(a,h)anthracene	10	U
Benzo(g,h,i)perylene	10	U
Total SVOCs	ND	
Total PAHs	ND	
Total CAPAHs	ND	
Total TICs	2	

NOTES:
U - Indicates a compound was analyzed for, but not detected. For results marked U, the numerical value is the compound MDL or PQL.
J - Indicates an estimated value.
E - Indicates concentration exceeds the calibrated range of the instrument. Concentrations in diluted samples are lower.
D - Indicates sample was diluted.
B - Indicates that the analyte was found in the blank as well as the sample indicating possible/probable blank contamination.
Q - Indicates laboratory qualifier
NA - Indicates that sample was not analyzed.
NYSDEC Ambient Water Quality Standards (AWQS) Taken From The Most Current Edition Of TOGS 1.1.1.

APPENDIX F
TABLE 7
OFF-SITE AREA (89 WILLOW AVENUE)
SUPPLEMENTAL REMEDIAL INVESTIGATION
METALS AND CYANIDE IN GROUNDWATER

Sample Number:	**NYSDEC Ambient Water Quality Standards**	**RW -08**		**RW-09**		**SB-8W-GW3**		**SB-8W-3**		**GPESB-1WS**		**GPESB-1WI**		**GPESB-3WS**		**GPESB-3WD**	
Lab Sample ID No.:		**CF-RW-08**		**CF-RW-09**		**0711010-001**		**0711203-001**		**0712002-001**		**0711951-001**		**0712002-003**		**0712002-002**	
Depth (ft bgs):						**11' - 15'**		**12' - 17'**		**3.5' - 8.5'**		**14' - 19'**		**3.5' - 8.5'**		**24' - 29'**	
Sample Type:		**Groundwater**		**Groundwater**		**Groundwater**		**Groundwater**		**Groundwater**		**Groundwater**		**Groundwater**		**Groundwater**	
Sample Date:		**10/5/1999**		**10/5/1999**		**9/21/2007**		**9/25/2007**		**10/17/2007**		**10/16/2007**		**10/17/2007**		**10/17/2007**	
Units:		**µg/L**	**Q**	**µg/L**	**Q**	**µg/L**	**Q**	**µg/L**	**Q**	**µg/L**	**Q**	**µg/L**	**Q**	**µg/L**	**Q**	**µg/L**	**Q**
Arsenic	25	14.8		5.4	B	9.1	B	3.9	B	NA		1.8	U	NA		9.3	B
Barium	1000	177	B	186	B	264		290		NA		288		NA		652	
Cadmium	5	NA		NA		1.2	B	0.57	B	NA		0.32	U	NA		0.71	B
Chromium	50	2	U	2	U	41.2		10.4		NA		15.3		NA		**150**	
Lead	25	**28.8**		**35.6**		**133**		**26.6**		NA		**27.3**		NA		**120**	
Mercury	0.7	NA		NA		0.61		0.1	U	NA		0.16	B	NA		0.50	
Selenium	10	**21.2**	J	**14.1**	J	2.4	U	2.4	U	NA		2.4	U	NA		2.5	B
Silver	50	1.2	U	1	U	1.5	B	1.1	B	NA		1.4	B	NA		0.60	B
Cyanide	200	10	UR	10	UR	**450**		10	U	**1200**	N	**5010**	N	**397**	N	12.7	N

NOTES:
U - Indicates a compound was analyzed for, but not detected. For results marked U, the numerical value is the compound MDL or PQL.
N - Indicates Matrix Spike Sample Recovery not met.
E - Indicates the reported value is estimated because of the presence of interference.
* - Indicates Duplicate analysis not within control limits.
B - Indicates reported value is less than the Contract Required Detection Limits but greater than the Instrument Detection Limit.
J - Indicates that the associated numerical value is an approximate (estimated) concentration.
D - Indicates sample was diluted.
Q - Indicates laboratory qualifier.
NA - Indicates that sample was not analyzed.
NYSDEC Ambient Water Quality Standards (AWQS) Taken From The Most Current Edition Of TOGS 1.1.1.

APPENDIX F
TABLE 7 (cont.)
OFF-SITE AREA (89 WILLOW AVENUE)
SUPPLEMENTAL REMEDIAL INVESTIGATION
METALS AND CYANIDE IN GROUNDWATER

Sample Number:	**NYSDEC Ambient Water Quality Standards**	**GPESB-5WS**		**GPESB-5WI**		**GPESB-6WS**		**GPESB-6WI**		**GPESB-7WS****		**GPESB-8WS**		**GPESB-8WD**	
Lab Sample ID No.		**0711951-002**		**0711903-001**		**0712002-004**		**0711903-002**		**0711951-003**		**0711903-003**		**0712002-005**	
Depth (ft bgs):		**3' - 8'**		**9' - 14'**		**2' -7'**		**9' - 14'**		**3' - 8'**		**2.5' - 7.5'**		**15.5 - 20.5**	
Sample Type:		**Groundwater**		**Groundwater**		**Groundwater**		**Groundwater**		**Groundwater**		**Groundwater**		**Groundwater**	
Sample Date:		**10/16/2007**		**10/15/2007**		**10/17/2007**		**10/15/2007**		**10/16/2007**		**10/15/2007**		**10/17/2007**	
Units:		**µg/L**	**Q**	**µg/L**	**Q**	**µg/L**	**Q**	**µg/L**	**Q**	**µg/L**	**Q**	**µg/L**	**Q**	**µg/L**	**Q**
Arsenic	25	1.8	U	1.8	U	NA		3.4	B	1.8	U	1.8	U	11	
Barium	1000	236		266		NA		264		233		199	B	**1140**	
Cadmium	5	0.32	U	0.55	B	NA		0.32	U	0.32	U	0.32	U	0.45	B
Chromium	50	0.78	B	2.6	B	NA		18.0		1.2	B	0.57	U	**281**	
Lead	25	1.4	U	6.8		NA		**31.9**		1.7	B	1.4	U	**261**	
Mercury	0.7	0.10	U	0.10	U	NA		0.10	U	0.10	U	0.10	U	**1.9**	
Selenium	10	2.4	U	2.4	U	NA		2.4	U	2.4	U	2.4	U	2.4	U
Silver	50	1.2	B	1.7	B	NA		0.98	B	0.99	B	0.47	B	1.1	B
Cyanide	200	**351**	N	165		10	U	64.4	N	**300**	N	27.0	N	10	U

NOTES:
U - Indicates a compound was analyzed for, but not detected. For results marked U, the numerical value is the compound MDL or PQL.
N - Indicates Matrix Spike Sample Recovery not met.
E - Indicates the reported value is estimated because of the presence of interference.
* - Indicates Duplicate analysis not within control limits.
B - Indicates reported value is less than the Contract Required Detection Limits but greater than the Instrument Detection Limit.
J - Indicates that the associated numerical value is an approximate (estimated) concentration.
D - Indicates Sample Was Diluted.
Q - Indicates laboratory qualifier.
NA - Indicates that sample was not analyzed.
** - Collected blind duplicate sample for GPESB-5WS.
NYSDEC Ambient Water Quality Standards (AWQS) Taken From The Most Current Edition Of TOGS 1.1.1.

APPENDIX F
TABLE 7 (cont.)
OFF-SITE AREA (89 WILLOW AVENUE)
SUPPLEMENTAL REMEDIAL INVESTIGATION
METALS AND CYANIDE IN GROUNDWATER

Sample Number:	**NYSDEC Ambient Water Quality Standards**	**FB101707**	
Lab Sample ID No.:		**0712002-006**	
Depth (ft bgs):		**--**	
Sample Type:		**Aqueous**	
Sample Date:		**10/17/2007**	
Units:		**ug/L**	**Q**
Arsenic	25	1.8	U
Barium	1000	3.2	U
Cadmium	5	0.32	U
Chromium	50	0.57	U
Lead	25	1.4	U
Mercury	0.7	0.1	U
Selenium	10	2.4	U
Silver	50	0.41	U
Cyanide	200	10	U

NOTES:
U - Indicates a compound was analyzed for, but not detected. For results marked U, the numerical value is the compound MDL or PQL.
N - Indicates Matrix Spike Sample Recovery not met.
E - Indicates the reported value is estimated because of the presence of interference.
* - Indicates Duplicate analysis not within control limits.
B - Indicates reported value is less than the Contract Required Detection Limits but greater than the Instrument Detection Limit.
J - Indicates that the associated numerical value is an approximate (estimated) concentration.
D - Indicates Sample Was Diluted.
Q - Indicates laboratory qualifier.
NA - Indicates that sample was not analyzed.
NYSDEC Ambient Water Quality Standards (AWQS) Taken From The Most Current Edition Of TOGS 1.1.1.

APPENDIX F
TABLE 8
OFF-SITE AREA (89 WILLOW AVENUE)
SUPPLEMENTAL REMEDIAL INVESTIGATION
PCBS IN GROUNDWATER

Sample Number:	**NYSDEC Ambient Water Quality Standards**	**RW -08**		**RW-09**		**SB-8W-GW3**		**SB-8W-3**		**GPESB-1WS**		**GPESB-1WI**		**GPESB-3WS**		**GPESB-3WD**	
Lab Sample ID No.:		**CF-RW-08**		**CF-RW-09**		**0711010-001B**		**0711203-001B**		**0712002-001**		**0711951-001B**		**0712002-003**		**0712002-002B**	
Depth (ft bgs):						**11' - 15'**		**12' - 17'**		**3.5' - 8.5'**		**14' - 19'**		**3.5' - 8.5'**		**24' - 29'**	
Sample Type:		**Groundwater**		**Groundwater**		**Groundwater**		**Groundwater**		**Groundwater**		**Groundwater**		**Groundwater**		**Groundwater**	
Sample Date:		**10/5/1999**		**10/5/1999**		**9/21/2007**		**9/25/2007**		**10/17/2007**		**10/16/2007**		**10/17/2007**		**10/17/2007**	
Units:		**µg/L**	**Q**	**µg/L**	**Q**	**µg/L**	**Q**	**µg/L**	**Q**	**µg/L**	**Q**	**µg/L**	**Q**	**µg/L**	**Q**	**µg/L**	**Q**
Aroclor-1016	--	NA		NA		1	U	1	U	NA		1	U	NA		1	U
Aroclor-1221	--	NA		NA		2	U	2	U	NA		2	U	NA		2	U
Aroclor-1232	--	NA		NA		1	U	1	U	NA		1	U	NA		1	U
Aroclor-1242	--	NA		NA		1	U	1	U	NA		1	U	NA		1	U
Aroclor-1248	--	NA		NA		1	U	1	U	NA		1	U	NA		1	U
Aroclor-1254	--	NA		NA		1	U	1	U	NA		1	U	NA		1	U
Aroclor-1260	--	NA		NA		1	U	1	U	NA		1	U	NA		1	U
Total PCBs	0.09	NA		NA		ND		ND		NA		ND		NA		ND	

NOTES:
U - Indicates a compound was analyzed for, but not detected. For results marked U, the numerical value is the compound MDL or PQL.
J - Indicates an estimated value.
E - Indicates concentration exceeds the calibrated range of the instrument. Concentrations in diluted samples are lower.
D - Indicates sample was diluted.
B - Indicates that the analyte was found in the blank as well as the sample indicating possible/probable blank contamination.
Q - Indicates laboratory qualifier.
-- No established standard.
NA - Indicates that sample was not analyzed.
NYSDEC Ambient Water Quality Standards (AWQS) Taken From The Most Current Edition Of TOGS 1.1.1.

APPENDIX F
TABLE 8 (cont.)
OFF-SITE AREA (89 WILLOW AVENUE)
SUPPLEMENTAL REMEDIAL INVESTIGATION
PCBS IN GROUNDWATER

Sample Number:	**NYSDEC Ambient Water Quality Standards**	**GPESB-5WS**		**GPESB-5WI**		**GPESB-6WS**		**GPESB-6WI**		**GPESB-7WS****		**GPESB-8WS**		**GPESB-8WD**	
Lab Sample ID No.:		**0711951-002B**		**0711903-001B**		**0712002-004B**		**0711903-002B**		**0711951-003**		**0711903-003**		**0712002-003**	
Depth (ft bgs):		**3' - 8'**		**9' - 14'**		**2' -7'**		**9' - 14'**		**3' - 8'**		**2.5' - 7.5'**		**15.5 - 20.5**	
Sample Type:		**Groundwater**		**Groundwater**		**Groundwater**		**Groundwater**		**Groundwater**		**Groundwater**		**Groundwater**	
Sample Date:		**10/16/2007**		**10/15/2007**		**10/17/2007**		**10/15/2007**		**10/16/2007**		**10/15/2007**		**10/17/2007**	
Units:		**µg/L**	**Q**	**µg/L**	**Q**	**µg/L**	**Q**	**µg/L**	**Q**	**µg/L**	**Q**	**µg/L**	**Q**	**µg/L**	**Q**
Aroclor-1016	--	1	U	1	U	NA		1	U	1	U	1	U	1	U
Aroclor-1221	--	2	U	2	U	NA		2	U	2	U	2	U	2	U
Aroclor-1232	--	1	U	1	U	NA		1	U	1	U	1	U	1	U
Aroclor-1242	--	1	U	1	U	NA		1	U	1	U	1	U	1	U
Aroclor-1248	--	1	U	1	U	NA		1	U	1	U	1	U	1	U
Aroclor-1254	--	1	U	1	U	NA		1	U	1	U	1	U	1	U
Aroclor-1260	--	1	U	1	U	NA		1	U	1	U	1	U	1	U
Total PCBs	0.09	ND		ND		NA		ND		ND		ND		ND	

NOTES:
U - Indicates a compound was analyzed for, but not detected. For results marked U, the numerical value is the compound MDL or PQL.
J - Indicates an estimated value.
E - Indicates concentration exceeds the calibrated range of the instrument. Concentrations in diluted samples are lower.
D - Indicates sample was diluted.
B - Indicates that the analyte was found in the blank as well as the sample indicating possible/probable blank contamination.
Q - Indicates laboratory qualifier.
-- No established standard.
NA - Indicates that sample was not analyzed.
** - Collected blind duplicate sample for GPESB-5WS.
NYSDEC Ambient Water Quality Standards (AWQS) Taken From The Most Current Edition Of TOGS 1.1.1.

APPENDIX F
TABLE 8 (cont.)
OFF-SITE AREA (89 WILLOW AVENUE)
SUPPLEMENTAL REMEDIAL INVESTIGATION
PCBS IN GROUNDWATER

Sample Number:	**NYSDEC Ambient Water Quality Standards**	**FB101707**	
Lab Sample ID No.:		**0712002-006B**	
Depth (ft):		**--**	
Sample Type:		**Aqueous**	
Sample Date:		**10/17/2007**	
Units:		**ug/L**	**Q**
Aroclor-1016	--	1	U
Aroclor-1221	--	2	U
Aroclor-1232	--	1	U
Aroclor-1242	--	1	U
Aroclor-1248	--	1	U
Aroclor-1254	--	1	U
Aroclor-1260	--	1	U
Total PCBs	0.09	ND	

NOTES:
U - Indicates a compound was analyzed for, but not detected. For results marked U, the numerical value is the compound MDL or PQL.
J - Indicates an estimated value.
E - Indicates concentration exceeds the calibrated range of the instrument. Concentrations in diluted samples are lower.
D - Indicates sample was diluted.
B - Indicates that the analyte was found in the blank as well as the sample indicating possible/probable blank contamination.
Q - Indicates laboratory qualifier.
-- No established standard.
NA - Indicates that sample was not analyzed.
NYSDEC Ambient Water Quality Standards (AWQS) Taken From The Most Current Edition Of TOGS 1.1.1.

APPENDIX F
TABLE 9
OFF-SITE AREA (89 WILLOW AVENUE)
SUPPLEMENTAL REMEDIAL INVESTIGATION
SUMMARY OF SURFACE SOIL (0-2 ft bgs)

Compound	Frequency of Detection	Minimum[1]	Maximum[1]	Average[2]	Part 375 Unrestricted SCO	Site COPC Exceeds Part 375 Unrestricted SCO?
Volatile Organic Compounds						
Methylene chloride	11/16	0.003	0.013	0.007	0.05	No
Acetone	1/16	0.029	0.029	0.007	0.05	No
Carbon disulfide	2/16	0.002	0.002	0.005	NA	No
Styrene	1/16	0.004	0.004	0.006	NA	No
Semivolatile Organic Compounds						
Naphthalene	***8/16***	***0.1***	***16***	***1.355***	***12***	***Yes***
2-Methylnaphthalene	8/16	0.094	6.3	0.594	NA	No
Acenaphthylene	10/16	0.078	1.8	0.2683125	100	No
Acenaphthene	2/16	0.098	0.42	0.201125	20	No
Dibenzofuran	3/16	0.075	0.75	0.2144375	7	No
Diethylphthalate	7/16	0.097	0.22	0.1679375	NA	No
Fluorene	2/16	0.092	0.95	0.233875	30	No
Phenanthrene	10/16	0.098	14	1.1905	100	No
Anthracene	5/16	0.075	0.53	0.2065625	100	No
Carbazole	1/16	0.25	0.25	0.1965625	NA	No
Fluoranthene	12/16	0.12	6.3	0.9525	100	No
Pyrene	12/16	0.13	12	1.331875	100	No
Benzo(a)anthracene	***11/16***	***0.14***	***4.5***	***0.6334375***	***1***	***Yes***
Chrysene	***11/16***	***0.2***	***6***	***0.8059375***	***1***	***Yes***
Bis(2-ethylhexyl)phthalate	1/16	0.32	0.32	0.2015625	NA	No
Di-n-octyl phthalate	1/16	0.097	0.097	0.18825	NA	No
Benzo(b)fluoranthene	11/16	0.13	4.8	0.7259375	***1***	***Yes***
Benzo(k)fluoranthene	10/16	0.11	3.1	0.4209375	***0.8***	***Yes***
Benzo(a)pyrene	9/16	0.089	2.6	0.498	***1***	***Yes***
Indeno(1,2,3-cd)pyrene	7/16	0.079	0.91	0.2475625	***0.5***	***Yes***
Dibenzo(a,h)anthracene	2/16	0.26	0.29	0.2028125	0.33	No
Benzo(g,h,i)perylene	7/16	0.088	0.87	0.2314375	100	No
Metals						
Arsenic	***15/15***	***2.5***	***15.2***	***6.613***	***13***	***Yes***
Barium	***15/15***	***31.5***	***140***	***70.493***	***350***	***No***
Cadmium	3/15	0.042	0.13	0.031	2.5	No
Chromium	***15/15***	***10.6***	***57.8***	***33.433***	***30***	***Yes***
Lead	***15/15***	***8.3***	***515***	***124.173***	***63***	***Yes***
Mercury	***12/15***	***0.019***	***7.2***	***0.859***	***0.18***	***Yes***
Selenium	***8/15***	***0.33***	***4.2***	***0.950***	***3.9***	***Yes***
Silver	15/15	0.073	0.5	0.223	2	No
Other Organic Compounds						
Cyanide, Total	***11/15***	***1.8***	***299***	***39.767***	***27***	***Yes***

Notes:
1 Minimum/maximum of detected concentrations.
2 Calculated using one-half the detection limit for results reported as non-detect.
3 NYSDEC Remedial Soil Cleanup Objectives (unrestricted use) Subpart 375-6.
Bold italicized text indicates that compound was identified as a chemical of potential concern (COPC) following the criteria set forth in the QHHEA.
Results for analytes that were qualified as rejected by validators were removed from the summary.
Units are in milligrams per liter (mg/L) or parts per million (ppm).
NA = not applicable.

APPENDIX F
TABLE 10
OFF-SITE AREA (89 WILLOW AVENUE)
SUPPLEMENTAL REMEDIAL INVESTIGATION
SUMMARY OF SUBSURFACE SOIL (2-16 ft bgs)

Compound	Frequency of Detection	Minimum[1]	Maximum[1]	Average[2]	Part 375 Unrestricted SCO	Site COPC Exceeds Part 375 Unrestricted SCO?
Volatile Organic Compounds						
Methylene chloride	22/25	0.002	0.015	0.006	0.05	No
Acetone	***10/25***	***0.017***	***0.17***	***0.037***	***0.05***	***Yes***
Carbon disulfide	5/25	0.001	0.005	0.006	NA	No
2-Butanone	8/25	0.008	0.045	0.013	0.12	No
Toluene	1/27	0.004	0.004	0.006	0.7	No
Ethylbenzene	3/27	0.003	0.016	0.006	1	No
Styrene	1/25	0.029	0.029	0.007	NA	No
Xylene (total)	4/27	0.006	0.043	0.007	0.26	No
Semivolatile Organic Compounds						
Naphthalene	***11/25***	***0.018***	***370***	***17.685***	***12***	***Yes***
2-Methylnaphthalene	9/25	0.022	110	4.886	NA	No
2-Methylphenol	1/23	0.15	0.15	5.228	0.33	No
4-Methylphenol	***2/25***	***0.078***	***0.49***	***4.834***	***0.33***	***Yes***
Acenaphthylene	7/25	0.027	1.2	4.840	100	No
Acenaphthene	7/25	0.044	14	5.567	20	No
Dibenzofuran	***6/25***	***0.012***	***150***	***6.608***	***7***	***Yes***
Diethylphthalate	9/23	0.12	0.22	5.296	NA	No
Fluorene	***7/25***	***0.096***	***160***	***7.257***	***30***	***Yes***
Phenanthrene	***12/25***	***0.11***	***790***	***33.235***	***100***	***Yes***
Anthracene	***10/25***	***0.026***	***240***	***10.022***	***100***	***Yes***
Carbazole	8/25	0.009	98	4.859	NA	No
Fluoranthene	***14/25***	***0.082***	***520***	***21.918***	***100***	***Yes***
Pyrene	***15/25***	***0.079***	***420***	***17.869***	***100***	***Yes***
Benzo(a)anthracene	***12/25***	***0.087***	***190***	***8.153***	***1***	***Yes***
Chrysene	***12/25***	***0.1***	***130***	***5.777***	***1***	***Yes***
Benzo(b)fluoranthene	***10/25***	***0.11***	***94***	***4.280***	***1***	***Yes***
Benzo(k)fluoranthene	***7/25***	***0.15***	***70***	***3.195***	***0.8***	***Yes***
Benzo(a)pyrene	***9/25***	***0.12***	***120***	***5.339***	***1***	***Yes***
Indeno(1,2,3-cd)pyrene	***7/25***	***0.083***	***56***	***2.534***	***0.5***	***Yes***
Dibenzo(a,h)anthracene	***3/25***	***0.033***	***0.47***	***4.829***	***0.33***	***Yes***
Benzo(g,h,i)perylene	7/25	0.098	66	2.922	100	No
Metals						
Arsenic	29/29	2.2	9.8	4.172	13	No
Barium	***29/29***	***28.1***	***449***	***77.059***	***350***	***Yes***
Cadmium	7/29	0.052	0.44	0.064	2.5	No
Chromium	***29/29***	***6.3***	***247***	***35.179***	***30***	***Yes***
Lead	***29/29***	***6.9***	***677***	***94.624***	***63***	***Yes***
Mercury	***25/29***	***0.03***	***2.2***	***0.319***	***0.18***	***Yes***
Selenium	7/29	0.33	3.8	0.411	3.9	No
Silver	27/29	0.051	0.48	0.157	2	No
Other Organic Compounds						
Cyanide, Total	***11/27***	***1.3***	***253***	***38.817***	***27***	***Yes***

Notes:
1 Minimum/maximum of detected concentrations.
2 Calculated using one-half the detection limit for results reported as non-detect.
3 NYSDEC Remedial Soil Cleanup Objectives (unrestricted use) Subpart 375-6.
Bold italicized text indicates that compound was identified as a chemical of potential concern (COPC) following the criteria set forth in the QHHEA.
Results for analytes that were qualified as rejected by validators were removed from the summary.
Units are in milligrams per liter (mg/L) or parts per million (ppm).
NA = not applicable.

APPENDIX F
TABLE 11
OFF-SITE AREA (89 WILLOW AVENUE)
SUPPLEMENTAL REMEDIAL INVESTIGATION
SUMMARY OF SHALLOW GROUNDWATER

Compound	Frequency of Detect[1]	Minimum[2]	Maximum[2]	Average[3]	TOGS 1.1.1 [4]	Site Chemical Exceeds TOGS 1.1.1 [4]?
Volatile Organic Compounds						
Acetone	2/6	0.004	0.004	0.0040	NA	No
Chloroform	1/6	0.001	0.003	0.0043	0.007	No
2-Butanone	0/6	0	0	0.0050	NA	No
Benzene	0/6	0	0	0.0050	0.001	No
Carbon Disulfide	0/6	0	0	0.0050	NA	No
Toluene	0/6	0	0	0.0050	0.005	No
Ethylbenzene	0/6	0	0	0.0050	0.005	No
Xylene (total)	0/6	0	0	0.0050	0.005	No
Semivolatile Organic Compounds						
Naphthalene	0/5	0	0	0.0050	0.01	No
2-Methylnaphthalene	0/5	0	0	0.0050	NA	No
2-Methylphenol	0/4	0	0	0.0050	NA	No
4-Methylphenol	0/4	0	0	0.0050	NA	No
Acenaphthene	0/5	0	0	0.0050	NA	No
Dibenzofuran	0/5	0	0	0.0050	NA	No
Fluorene	0/5	0	0	0.0050	NA	No
Phenanthrene	0/5	0	0	0.0050	NA	No
Phenol	0/4	0	0	0.0050	NA	No
Anthracene	0/5	0	0	0.0050	0.05	No
Carbazole	0/5	0	0	0.0050	NA	No
Di-n-butyl phthalate	0/5	0	0	0.0050	NA	No
2,4- Dimethylphenol	0/4	0	0	0.0050	0.002	No
Fluoranthene	0/5	0	0	0.0050	0.05	No
Pyrene	0/5	0	0	0.0050	0.05	No
Benzo(a)anthracene	0/5	0	0	0.0050	0.000002	*No*
Chrysene	0/5	0	0	0.0050	0.000002	*No*
Benzo(b)fluoranthene	0/5	0	0	0.0050	0.000002	*No*
Benzo(k)fluoranthene	0/5	0	0	0.0050	0.000002	*No*
Benzo(a)pyrene	0/5	0	0	0.0050	NA	No
Benzo(g,h,i)perylene	0/5	0	0	0.0050	NA	No
Metals						
Arsenic	0/3	0.000	0.000	0.0090	0.05	No
Barium	3/3	0.199	0.236	0.2062	2	No
Cadmium	0/3	0.0000	0.000	0.0004	0.01	No
Chromium	2/3	0.0008	0.0012	0.0075	0.1	No
Lead	1/3	0.0017	0.0017	0.0135	0.05	No
Mercury	0/3	0.0000	0.000	0.0005	0.0014	No
Selenium	*0/3*	*0*	*0.000*	*0.0012*	*0.02*	*No*
Silver	3/3	0.0005	0.001	0.0008	0.1	No
Cyanide, Total	*5/8*	*0.027*	*1.200*	*0.2860*	*0.4*	*Yes*

Notes:
1 Wells RW-08 and RW-09 were not included in shallow groundwater summary statistics because the screens extended below five feet
2 Minimum/maximum of detected concentrations.
3 Calculated using one half the detection limit for results reported as non-detect.
4 NYSDEC Ambient Water Quality Standards, Criteria, Guidance Values and Groundwater Effluent Limitations, (TOGS 1.1.1) June 1998.
Values presented are for Class GA groundwater.
Bold italicized text indicates that compound was identified as a chemical of potential concern (COPC) following the criteria set forth in the QHHEA.
Results for analytes that were qualified as rejected by validators were removed from the summary.
Units are in milligrams per liter (mg/L) or parts per million (ppm).
NA = not applicable.

APPENDIX F
TABLE 12
OFF-SITE AREA (89 WILLOW AVENUE)
SUPPLEMENTAL REMEDIAL INVESTIGATION
SUMMARY OF DEEP GROUNDWATER

Compound	Frequency of Detect[1]	Minimum[2]	Maximum[2]	Average[3]	TOGS 1.1.1 [4]	Site Chemical Exceeds TOGS 1.1.1 [4] ?
Volatile Organic Compounds						
Acetone	4/7	0.005	0.019	0.0083	NA	No
Chloroform	2/7	0.001	0.002	0.0056	0.007	No
2-Butanone	3/7	0.004	0.2	0.9040	NA	No
Benzene	*3/9*	*0.001*	*0.019*	*0.0058*	*0.001*	*Yes*
Carbon Disulfide	2/7	0.001	0.009	0.0050	NA	No
Toluene	*2/9*	*0.002*	*0.013*	*0.0050*	*0.005*	*Yes*
Ethylbenzene	2/9	0.002	0.003	0.0043	0.005	No
Xylene (total)	*3/9*	*0.003*	*0.026*	*0.0059*	*0.005*	*Yes*
Semivolatile Organic Compounds						
Naphthalene	*4/9*	*0.001*	*0.25*	*0.0347*	*0.01*	*Yes*
2-Methylnaphthalene	2/9	0.004	0.023	0.0070	NA	No
2-Methylphenol	1/3	0.04	0.04	0.0100	NA	No
4-Methylphenol	1/3	0.095	0.095	0.0179	NA	No
Acenaphthene	5/9	0.001	0.034	0.0070	NA	No
Dibenzofuran	2/9	0.001	0.014	0.0054	NA	No
Fluorene	4/9	0.002	0.014	0.0070	NA	No
Phenanthrene	3/9	0.0004	0.024	0.0089	NA	No
Phenol	1/3	0.04	0.04	0.0170	NA	No
Anthracene	4/9	0.0001	0.004	0.0010	0.05	No
Carbazole	2/9	0.004	0.032	0.0078	NA	No
Di-n-butyl phthalate	3/7	0.001	0.002	0.0035	NA	No
2,4- Dimethylphenol	*1/3*	*0.056*	*0.056*	*0.0220*	*0.002*	*Yes*
Fluoranthene	5/9	0.0004	0.009	0.0045	0.05	No
Pyrene	4/9	0.0004	0.006	0.0045	0.05	No
Benzo(a)anthracene	*1/9*	*0.0002*	*0.0002*	*0.0047*	*0.000002*	*Yes*
Chrysene	*1/9*	*0.0003*	*0.0003*	*0.0047*	*0.000002*	*Yes*
Benzo(b)fluoranthene	*1/9*	*0.0003*	*0.0003*	*0.0047*	*0.000002*	*Yes*
Benzo(k)fluoranthene	*1/9*	*0.0003*	*0.0003*	*0.0047*	*0.000002*	*Yes*
Benzo(a)pyrene	1/9	0.0003	0.0003	0.0047	NA	No
Benzo(g,h,i)perylene	1/9	0.0002	0.0002	0.0047	NA	No
Metals						
Arsenic	7/9	0.003	0.015	0.0070	0.05	No
Barium	9/9	0.177	1.14	0.4000	2	No
Cadmium	5/7	0.0005	0.001	0.0004	0.01	No
Chromium	*7/9*	*0.0026*	*0.281*	*0.0578*	*0.1*	*Yes*
Lead	*9/9*	*0.0068*	*0.261*	*0.0746*	*0.05*	*Yes*
Mercury	*4/7*	*0.0002*	*0.002*	*0.0003*	*0.0014*	*Yes*
Selenium	*3/9*	*0.0025*	*0.021*	*0.0042*	*0.02*	*Yes*
Silver	7/9	0.0006	0.002	0.0010	0.1	No
Other Organic Compounds						
Cyanide, Total	*5/9*	*0.013*	*5.01*	*0.6358*	*0.4*	*Yes*

Notes:
1 Wells RW-08 and RW-09 are included in the deep groundwater summary statistics because the screen inveravals were set below 5 feet
2 Minimum/maximum of detected concentrations.
3 Calculated using one half the detection limit for results reported as non-detect
4 NYSDEC Ambient Water Quality Standards, Criteria, Guidance Values and Groundwater Effluent Limitations, (TOGS 1.1.1) June 1998
Values presented are for Class GA groundwater.
Bold italicized text indicates that compound was identified as a chemical of potential concern (COPC) following the criteria set forth in the QHHEA
Results for analytes that were qualified as rejected by validators were removed from the summary
Units are in milligrams per liter (mg/L) or parts per million (ppm).
NA = not applicable.

Figures

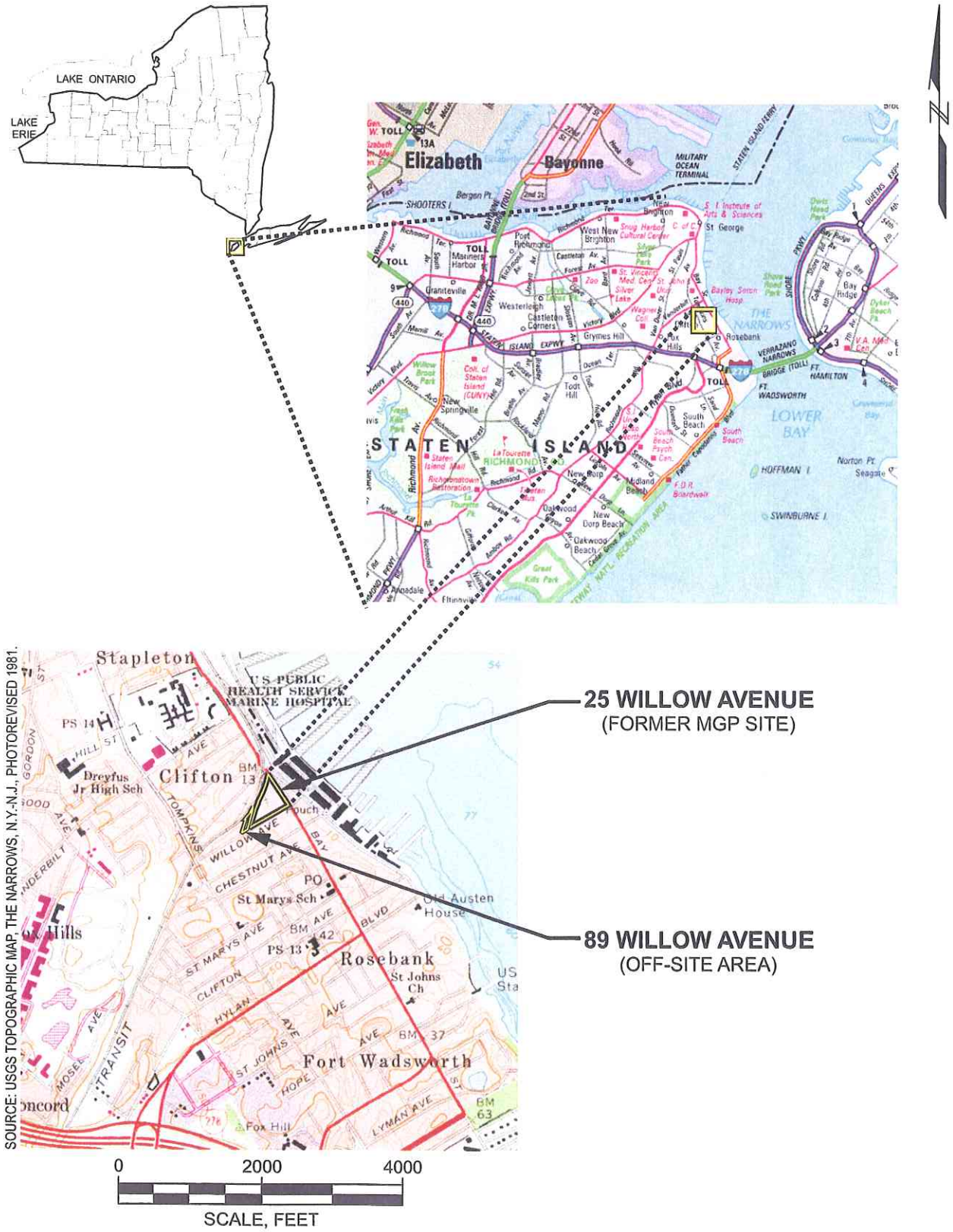

SOURCE: USGS TOPOGRAPHIC MAP, THE NARROWS, N.Y.-N.J., PHOTOREVISED 1981.

QUALITATIVE HUMAN HEALTH EXPOSURE ASSESSMENT
CLIFTON FORM MGP SITE - OPERABLE UNIT 2
89 WILLOW AVENUE (OFF-SITE AREA)
STATEN ISLAND, NEW YORK

KEYSPAN CORPORATION
BROOKLYN, NEW YORK

GEI Consultants

SITE LOCATION MAP

Project 061140-1-1009 | February 2008 | Figure 1

KEYSPAN\CLIFTON\061140\1009\HUMAN HEALTH\CLIFTON LOCATION MAP.CDR

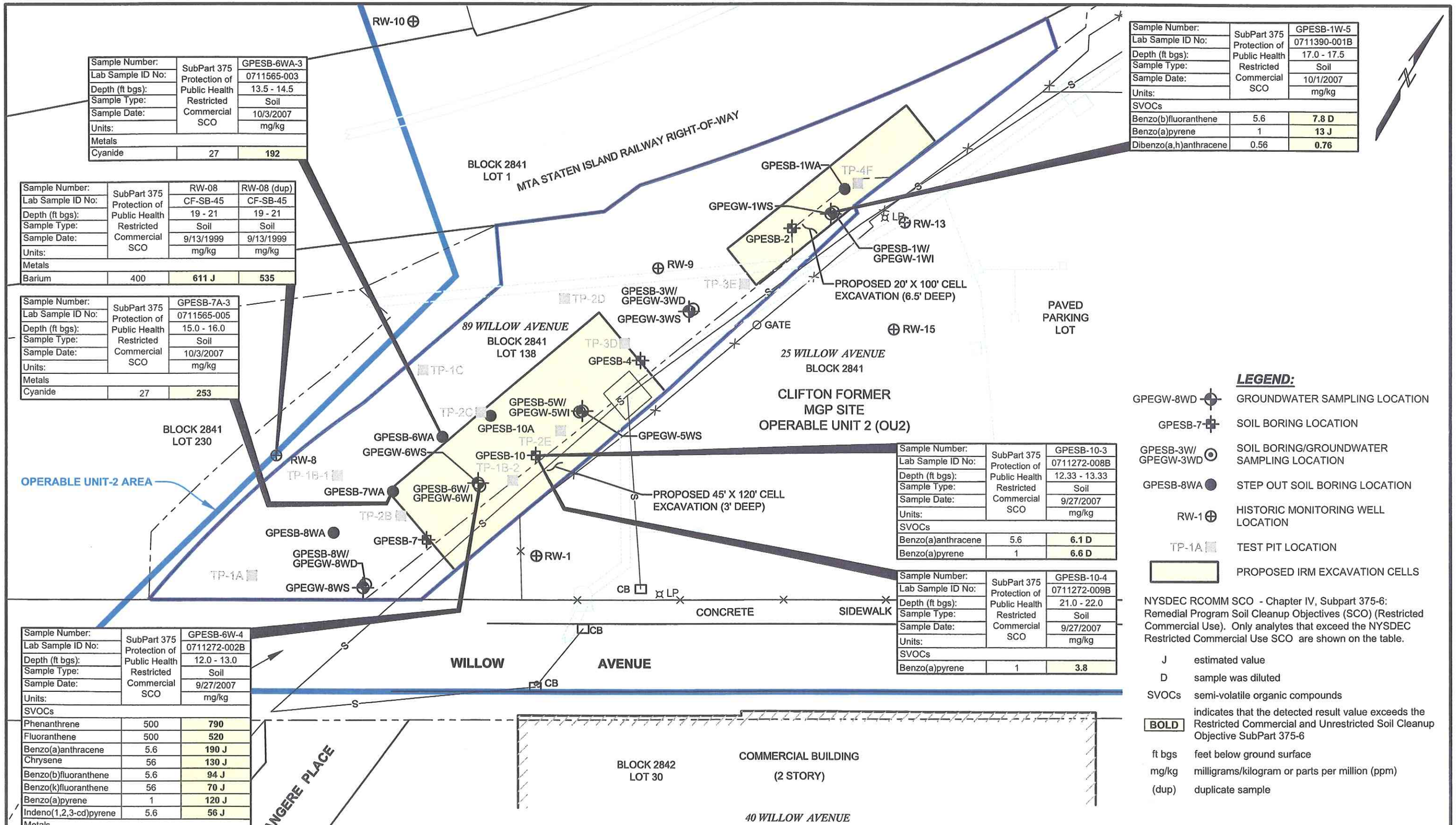

Sample Number:	SubPart 375 Protection of Public Health Restricted Commercial SCO	GPESB-6WA-3
Lab Sample ID No:		0711565-003
Depth (ft bgs):		13.5 - 14.5
Sample Type:		Soil
Sample Date:		10/3/2007
Units:		mg/kg
Metals		
Cyanide	27	**192**

Sample Number:	SubPart 375 Protection of Public Health Restricted Commercial SCO	RW-08	RW-08 (dup)
Lab Sample ID No:		CF-SB-45	CF-SB-45
Depth (ft bgs):		19 - 21	19 - 21
Sample Type:		Soil	Soil
Sample Date:		9/13/1999	9/13/1999
Units:		mg/kg	mg/kg
Metals			
Barium	400	**611 J**	**535**

Sample Number:	SubPart 375 Protection of Public Health Restricted Commercial SCO	GPESB-7A-3
Lab Sample ID No:		0711565-005
Depth (ft bgs):		15.0 - 16.0
Sample Type:		Soil
Sample Date:		10/3/2007
Units:		mg/kg
Metals		
Cyanide	27	**253**

Sample Number:	SubPart 375 Protection of Public Health Restricted Commercial SCO	GPESB-1W-5
Lab Sample ID No:		0711390-001B
Depth (ft bgs):		17.0 - 17.5
Sample Type:		Soil
Sample Date:		10/1/2007
Units:		mg/kg
SVOCs		
Benzo(b)fluoranthene	5.6	**7.8 D**
Benzo(a)pyrene	1	**13 J**
Dibenzo(a,h)anthracene	0.56	**0.76**

Sample Number:	SubPart 375 Protection of Public Health Restricted Commercial SCO	GPESB-10-3
Lab Sample ID No:		0711272-008B
Depth (ft bgs):		12.33 - 13.33
Sample Type:		Soil
Sample Date:		9/27/2007
Units:		mg/kg
SVOCs		
Benzo(a)anthracene	5.6	**6.1 D**
Benzo(a)pyrene	1	**6.6 D**

Sample Number:	SubPart 375 Protection of Public Health Restricted Commercial SCO	GPESB-10-4
Lab Sample ID No:		0711272-009B
Depth (ft bgs):		21.0 - 22.0
Sample Type:		Soil
Sample Date:		9/27/2007
Units:		mg/kg
SVOCs		
Benzo(a)pyrene	1	**3.8**

Sample Number:	SubPart 375 Protection of Public Health Restricted Commercial SCO	GPESB-6W-4
Lab Sample ID No:		0711272-002B
Depth (ft bgs):		12.0 - 13.0
Sample Type:		Soil
Sample Date:		9/27/2007
Units:		mg/kg
SVOCs		
Phenanthrene	500	**790**
Fluoranthene	500	**520**
Benzo(a)anthracene	5.6	**190 J**
Chrysene	56	**130 J**
Benzo(b)fluoranthene	5.6	**94 J**
Benzo(k)fluoranthene	56	**70 J**
Benzo(a)pyrene	1	**120 J**
Indeno(1,2,3-cd)pyrene	5.6	**56 J**
Metals		
Cyanide	27	**33.6**

LEGEND:

- GPEGW-8WD — GROUNDWATER SAMPLING LOCATION
- GPESB-7 — SOIL BORING LOCATION
- GPESB-3W/ GPEGW-3WD — SOIL BORING/GROUNDWATER SAMPLING LOCATION
- GPESB-8WA — STEP OUT SOIL BORING LOCATION
- RW-1 — HISTORIC MONITORING WELL LOCATION
- TP-1A — TEST PIT LOCATION
- PROPOSED IRM EXCAVATION CELLS

NYSDEC RCOMM SCO - Chapter IV, Subpart 375-6: Remedial Program Soil Cleanup Objectives (SCO) (Restricted Commercial Use). Only analytes that exceed the NYSDEC Restricted Commercial Use SCO are shown on the table.

J	estimated value
D	sample was diluted
SVOCs	semi-volatile organic compounds
BOLD	indicates that the detected result value exceeds the Restricted Commercial and Unrestricted Soil Cleanup Objective SubPart 375-6
ft bgs	feet below ground surface
mg/kg	milligrams/kilogram or parts per million (ppm)
(dup)	duplicate sample

SOURCE:

FIGURE 1: OFF-SITE AREA (89 WILLOW AVENUE) SUPPLEMENTAL REMEDIAL SOIL AND GROUNDWATER INVESTIGATION SAMPLING LOCATION PLAN, PREPARED BY PAULUS, SOKOLOWSKI & SARTOR ENGINEERING, PC., SCALE: 1" = 30', DATE: 12/07/07

QUALITATIVE HUMAN HEALTH EXPOSURE ASSESSMENT
89 WILLOW AVENUE
STATEN ISLAND, NEW YORK

KEYSPAN CORPORATION

GEI Consultants

Project 061140-1-1008

SUMMARY OF SOIL EXCEEDANCES POST-IRM

February 2008 Figure 2

I:\GEI\KEYSPAN\CLIFTON\061140\1-1008\ CLIFTON-25 WILLOW.dwg \Feb 27, 2008

ANALYTICAL REPORT

Prepared for:
NewFields
300 Ledgewood Place, Suite 305
Rockland, MA 02370

Project:	PSANDS-Former Clifton MGP Site
ETR:	0710062
Report Date:	February 08, 2008

Certifications and Accreditations
Massachusetts M-MA030
Connecticut PH-0141
New Hampshire 2206
Rhode Island LAO00289
New Jersey MA015
Maine MA0030
New York 11627
Louisiana 03090
Florida E87814
Pennsylvania 68-02089
Army Corps of Engineers
Department of the Navy

This report shall not be reproduced except in full, without written approval from the laboratory.

320 Forbes Blvd, Mansfield, MA 02048, (508) 822-9300, Fax (508) 822-3288

Sample ID Cross Reference

Client: **NewFields**
Project: **PSANDS-Former Clifton MGP Site**

Lab Code: **MA00030**
ETR: **0710062**

Lab Sample ID	Client Sample ID
0710062-01	GPESB-6WA (13.5-14.5')
0710062-02	GPESB-7A (15-16')

Certificate/Approval Program Summary

Method numbers assume the most recent EPA revisions. For a complete listing of analytes for the referenced methods please contact your Alpha Woods Hole Lab Project Manager or the Quality Assurance Manager.

Connecticut Department of Public Health Certificate/Lab ID : PH-0141 - *Wastewater* (General Chemistry: EPA 120.1, 150.1, 160.1, 160.2, 180.1, 300.0, 310.1, 335.2, 365.2; Metals: 200.8, 245.1; Organics: 608, 624, 625, ETPH) *Solid Waste/Soil* (General Chemistry: 1010, 9010/9014, 9045, 9060; Metals: 6020, 7470, 7471; Organics: 8081, 8082, 8260, 8270, ETPH).

Florida Department of Health Certificate/Lab ID : E87814 - Primary NELAP Accreditation Authority for Air & Emissions. Secondary NELAP Accreditation for Wastwater and Solid & Hazardous Waste. *Wastewater* (General Chemistry: EPA 120.1/SM2510B, 150.1, 160.1/SM2540C, 160.2/SM2540D, 180.1, 300.0, 335.2, 365.2, SM2320B, SM2340B, SM2540G, SM4500NH3; Metals: 245.1; Organics: 608, 624, 625). *Solid and Hazardous Waste* (General Chemistry: 9010/9014, 9045, 9050, 9056, 9065, Reactivity 7.3; Metals: 6020, 7470, 7471; Organics: 8081, 8082, 8260, 8270). *Air & Emissions* (Organics: EPA TO-15).

Louisiana Department of Environmental Quality Certificate/Lab ID : 03090 - Primary NELAP Accrediting Authority for Wastewater, Solid & Hazardous Waste. *Wastewater* (General Chemistry: EPA 120.1/SM2510B, 150.1, 160.1/SM2540C, 160.2/SM2540D, 180.1, 300.0, 310.1/SM2320B, 335.2, 365.2, 376.2, 9010/9014, 9056, SM2540G; Metals: 200.8, 245.1, 6020; Organics: 608, 624, 625, 8015-DRO/GRO, 8081, 8082, 8260, 8270). *Solid and Hazardous Waste* (General Chemistry: 1010, 1311, 9010/9014, 9040, 9045, 9056, 9060, Reactivity 7.3; Metals: 6020, 7196, 7470, 7471; Organics: 8015-DRO/GRO, 8081, 8082, 8260, 8270).

Maine Department of Human Services Certificate/Lab ID : MA0030 - *Wastewater* (General Chemistry: EPA 120.1/ SM2510B, 160.1/SM2540C, 160.2/SM2540D, 300.0, 310.1/SM2320B, 335.2, 365.2; Metals: EPA 245.1; Organics: 608, 624).

Massachusetts Department of Environmental Protection Certificate/Lab ID: M-MA030 - *Wastewater* (General Chemistry: EPA 120.1/SM2510B, 150.1, 160.1/SM2540C, 160.2/SM2540D, 300.0, 310.1/SM2320B, 335.2, 365.2; Metals: EPA 245.1; Organics: EPA 608, 624).

New Hampshire Department of Environmental Services Certificate/Lab ID: 2206 - Secondary NELAP Accreditation. *Wastewater* (General Chemistry: EPA 120.1/SM2510B, 150.1, 160.1/SM2540C, 160.2/SM2540D, 180.1, 300.0, 310.1/SM2320B, 335.2, 365.2, 376.2, SM2540G; Metals: 200.8, 245.4; Organics: 608, 624, 625).

New Jersey Department of Environmental Protection Certificate/Lab ID : MA015 - Secondary NELAP Accreditation. *Wastewater* (General Chemistry: EPA 120.1/SM2510B, 150.1, 160.1/SM2540C, 160.2/SM2540D, 180.1, 300.0, 310.1/SM2320B, 335.2, 376.2, 9010/9014, 9056, SM2540G; Metals: 200.8, 245.1 6020; Organics: 608, 624, 625, 8081, 8082, 8260, 8270). *Solid & Hazardous Waste* (General Chemistry: EPA 1010, 1311, 9010/9014, 9040, 9045, 9056, 9060; Metals: 6020, 7196, 7470, 7471; Organics: 8015-DRO/GRO, 8081, 8082, 8260, 8270). *Air & Emissions* (Organics: EPA TO-15).

New York Department of Health Certificate/Lab ID : 11627 - Secondary NELAP Accreditation. *Wastewater* (General Chemistry: EPA 120.1/SM2510B, 150.1, 160.1/SM2540C, 160.2/SM2540D, 300.0, 310.1/SM2320B, 365.2, 376.2; Metals: 245.1; Organics: 608, 624, 625). *Solid and Hazardous Waste* (General Chemistry: EPA 1010, 1311; : 245.1; 6020, 7041; Organics: 8081, 8082, 8260, 8270). *Air & Emissions* (Organics: EPA TO-15).

Rhode Island Department of Health Certificate/Lab ID : LAO00289 - Chemistry: *Organic and Inorganic in Non-Poratable Water, Wastewater/Sewage and Soil* (Refer to LADEQ and MADEP certificates for method numbers.)

Pennsylvania Department of Environmental Protection Certificate/Lab ID : 68-02089 - Registered laboratory

U.S. Army Corps of Engineers

Department of the Navy

CASE NARRATIVE
Alpha Analytical

ETR: 0710062
Project: PSANDS-Former Clifton MGP Site

All analyses were performed according to the Alpha Analytical quality assurance program and documented Standard Operating Procedures (SOPs). The analytical results contained in this report were performed within holding time, and with appropriate quality control measures, except where noted. A summary of all state and federal accreditations is provided within this report. Blank correction of results is not performed in the laboratory for any parameter. Alpha Analytical certifies that the test results within meet all of the requirements of NELAC, for all NELAC accredited parameters.

Alkylated Polynuclear Aromatic Hydrocarbons
Steranes and Triterpanes

Polynuclear aromatic hydrocarbons and Geochemical Biomarkers were analyzed following Alpha Analytical SOP *Analysis of Parent and Alkylated Polynuclear Aromatic Hydrocarbons, Selected Heterocyclic Compounds, Steranes and Triterpanes by Gas Chromatography/Mass Spectrometry with Selected Ion Monitoring (Revision 3.0, 06/19/06)*. Soil samples (10-30g) are spiked with surrogate compounds and extracted by *Shaker Table Extraction (Revision 0.0, 02/20/02)*. Solvent extracts are dried over sodium sulfate and concentrated to an appropriate volume as determined by gravimetric weighing. A pre-determined volume of the extract is alumina cleaned (*Alumina Column Cleanup of Organic Extracts, Revision 0.0, 02/21/1999*) and concentrated to a 1mL final volume. Another aliquot is silica fractionated for Biomarker analysis, and concentrated to a 1mL final volume. Qualitative identifications are confirmed by analyzing standards under the same conditions used for samples, comparing mass spectra, GC retention times, and patterns generated from reference oils. Quantification is based on response factors derived from a multi-level initial calibration using internal standard techniques. Alkyl homologues are quantified using the response factor of the parent PAH compound. Target triterpane biomarker concentrations are quantified using the response factor of 17α(H),21β(H)-hopane and the steranes are quantified using the response factor of 5β(H)-cholane.

Note: The enclosed samples for the analyses listed above were requested on 1/30/08, after analytical hold times had expired.

1. The method blank SS101607B13 contained low level target compounds detected below the reporting limit. Associated field sample results are flagged with "B" qualifiers if the concentration of the analyte in the sample is less than 5X the concentration in the blank. Please note that no "B" qualifier was utilized.

2. The laboratory control sample duplicate (SS101607LCSD04) has compounds recovered above the 130% recovery limit, potentially due to the concentration of the extract prior to reanalysis. The associated laboratory control sample (SS101607LCS04) has these compounds recovered within the recovery limits indicating this is isolated to the LCSD extract.

3. The dilution analysis for sample GPESB-6WA (13.5-14.5') (0710062-01E) had all surrogate compounds recovered above the 130% QC limit. Please note that the surrogates in the QC samples and all the surrogates in the initial analysis of this sample exhibited acceptable recoveries.

4. The method blank (SS101607B13) and laboratory control sample (SS101607LCS04) have two internal standard compounds recovered below the lower area limit of -50%, potentially due to evaporation and/or concentration of the extract prior to reanalysis. See the enclosed Internal Standard Area Summary Form VIII for specific details. Note that all surrogates were recovered with in the recovery limits.

5. Sample GPESB-6WA (13.5-14.5') (0710062-01) and it's duplicate (0710062-01D) have compounds above the 30% relative percent difference QC limit potentially due to matrix heterogeneity. The integrations in the native sample and the duplicate were reviewed and found to be appropriate.

6. Several samples required dilutions due to over-calibration concentrations of target compounds. The diluted analyses are only quantified for the compounds that were over the calibration range of the analytical instrument in the un-diluted analyses.

7. The analysis for method blank (SS101607B13), laboratory control sample (SS101607LCS04) and laboratory control sample duplicate (SS101607LCSD04) were analyzed on 1/31/08, sixty seven days outside of analytical hold time.

8. The analysis for sample GPESB-6WA (13.5-14.5') (0710062-01), it's duplicate (0710062-01D), their corresponding dilutions (0710062-01E and 0710062-01ED), and sample GPESB-7A(15-16') (0710062-02) were analyzed on 2/01/08, sixty eight days outside of analytical hold time.

9. The dilution analysis for sample GPESB-7A(15-16') (0710062-02E) was analyzed on 2/02/08, sixty nine days outside of analytical hold time.

10. The Biomarker analysis for all samples were analyzed on 2/02/08, sixty nine days outside of analytical hold time.

11. The continuing calibration verification, C1020201, had the percent deviation for several compounds above the 25%D QC limit. This calibration standard was only evaluated for the PAH compounds that required dilution, all of which were within QC limits, thus analysis proceeded.

12. The continuing calibration verification, C1020202, had the percent deviation for several compounds above the 25%D QC limit. This calibration standard was only evaluated for the PAH compounds that required dilution, all of which were within QC limits, thus analysis proceeded.

The enclosed results of analyses are representative of the samples as received by the laboratory. Alpha Analytical makes no representations or certifications as to the method of sample collection, sample identification, or transporting/handling procedures used prior to the receipt of samples by Alpha Analytical. To the best of my knowledge, the information contained in this report is accurate and complete. For any questions regarding this report, please contact the signatory below at 508-822-9300.

Approved by: Elizabeth Porta Title: Organics Manager Date: 2/8/08

Elizabeth Porta **Organics Manager**

Sample Preparation

Alpha Woods Hole Lab
Batch Prep Report
10/16/2007 0710062SOIL - OP SHC

Lab ID	QC Type	Prep Method	Analyst	Prep Start Date	Prep Completed	TCLP Date	Initial Amount (g or ml)	Final Volume (ml)	Solvent Ex	Conc. Analyst	Conc. Date	Conc. Method	Transfer Volume (ml)	Vialed By	Vialed Date	Cell Number
0710062-01	D	Shaker	GJP	10/16/2007	10/26/2007		10.03	5.56	False	MA	10/23/2007	KD Flask	0.15	MA	10/26/2007	
0710062-01	SAM	Shaker	GJP	10/16/2007	10/26/2007		10	5.56	False	MA	10/23/2007	KD Flask	0.15	MA	10/26/2007	
0710062-02	SAM	Shaker	GJP	10/16/2007	10/26/2007		10	8.7	False	MA	10/23/2007	KD Flask	0.15	MA	10/26/2007	
SS101607B13	B	Shaker	GJP	10/16/2007	10/26/2007		30	2	False	MA	10/23/2007	KD Flask	0.15	MA	10/26/2007	
SS101607LCS04	LCS	Shaker	GJP	10/16/2007	10/26/2007		30	2	False	MA	10/23/2007	KD Flask	0.15	MA	10/26/2007	
SS101607LCSD04	LCSD	Shaker	GJP	10/16/2007	10/26/2007		30	2	False	MA	10/23/2007	KD Flask	0.15	MA	10/26/2007	

Alpha Woods Hole Lab
Batch Prep Report

10/16/2007 0710062SOIL - OP SHC

Lab ID	Notes
0710062-01	1st Prep
0710062-01	1st Prep
0710062-02	1st Prep
SS101607B13	1st Prep
SS101607LCS04	1st Prep
SS101607LCSD04	1st Prep

Alpha Woods Hole Lab
Batch Weight Report
10/16/2007

Lab ID	QC Type	0710062SOIL - Sample
0710062-01	D	10.03
0710062-01	SAM	10
0710062-02	SAM	10
SS101607B13	B	30
SS101607LCS04LCS	OP NEWFIE	30
SS101607LCS04LCS	OP SHC	30
SS101607LCS04LCS	OP Steranes/Triterpanes	30
SS101607LCSD04LCSD	OP NEWFIE	30
SS101607LCSD04LCSD	OP SHC	30
SS101607LCSD04LCSD	OP Steranes/Triterpanes	30

METHYLENE CHLORIDE C29E28 (tank) C38466(bottle)
ACETONE: C23E02 HEXANE: C36E09

COPPER: B48607 SULFURIC ACID: 3104070

GLASS WOOL: 4303309989 SODIUM SULFATE: C30598

DIATEMACEOUS EARTH: 33504

Alpha Woods Hole Lab
Batch Prep Spike Report

10/16/2007 0710062SOIL - OP NEWFIE Analyst: GJP Witness: SS

Lab ID	QC Type	OP NEWFIE - surr	Vol OP NEWFIE - surr	Units OP NEWFIE - surr	OP NEWFIE - spk 1	Vol OP NEWFIE - spk 1	Units OP NEWFIE - spk 1	OP NEWFIE - spk 2	Vol OP NEWFIE - spk 2	Units OP NEWFIE - spk 2
0710062-01	D	WHAE75	2	ml	WHAE47	200	µl			
0710062-01	SAM	WHAE75	2	ml	WHAE47	200	µl			
0710062-02	SAM	WHAE75	2	ml	WHAE47	200	µl			
SS101607B13	B	WHAE75	100	µl	WHAE78	200	µl			
SS101607LCS04	LCS	WHAE75	100	µl	WHAE78	200	µl	WHAE68	100	µl
SS101607LCSD04	LCSD	WHAE75	100	µl	WHAE78	200	µl	WHAE68	100	µl

Test: PAH/SHC

Standard Type: Surrogate / LCS / MS-MSD

LFB / Other LOW.

ID. WHAE75
Conc. 10ug/ml 500ug/ml .

Test: BIOMARKERS

Standard Type: Surrogate / LCS / MS-MSD

LFB / Other Low

ID# WHAE78
Conc. 10ug/ml

Test: PAH/SHC

Standard Type: Surrogate / LCS / MS-MSD

LFB / Other

ID# WHAD68
Conc. 10ug/ml 500ug/ml .

Test: BIOMARKERS

Standard Type: Surrogate / LCS / MS-MSD

LFB / Other High

ID# WHAE47
Conc. 100ug/ml

Pre-Alumina Column Gravimetric Determination

Analyst: MA
Date: 10/23/07

BATCH: 0710062

Entered by: MA
Verified by:

ETR #	Sample #	QC (MB, LCS, D)	Final Volume of Extract (ul)	Aliquot Removed #1 (ul)	Aliquot Removed #2 (ul)	Aliquot Weight #1 (mg)	Aliquot Weight #2 (mg)	Total Extract Oil Weight (mg)	Volume Removed For Column (ul)	Oil to Column (mg)	Dilution Factor	QC (%R, RPD)
		LCS	10000	50	N/A	0.249	N/A	49.80	N/A	N/A	N/A	100%
0710062	1	D	5000	50	N/A	0.435	N/A	43.50	900	7.82	5.56	6%
0710062	1		5000	50	N/A	0.411	N/A	41.10	900	7.39	5.56	
0710062	2		10000	50	N/A	0.348	N/A	69.60	1150	8.00	8.70	

Total Extract Oil Weight (mg) = (Final Volume of Extract / Aliquot Removed) * Aliquot Weight
Sample Weight (mg/mL) = 20 * Aliquot Weight (mg)
LCS TV = 5 mg/mL

Oil to Column = Total Extract Oil Weight (mg) / Dilution Factor
Dilution Factor = Final Volumne of Extract (ul) / Volume Removed For Column (ul)

TEMPLATE: GravimetricT.XLT
Duplicates should agree within +/- 10%.

Pre-Alumina Column Gravimetric Determination

Analyst: MA
Date: ######## 10/29/07

BATCH: 0710062

Entered by: MA
Verified by:

ETR #	Sample #	QC (MB, LCS, D)	Final Volume of Extract (ul)	Aliquot Removed #1 (ul)	Aliquot Removed #2 (ul)	Aliquot Weight #1 (mg)	Aliquot Weight #2 (mg)	Total Extract Oil Weight (mg)	Volume Removed For Column (ul)	Oil to Column (mg)	Dilution Factor	QC (%R, RPD)
		LCS	10000	50	N/A	0.249	N/A		N/A	N/A	N/A	0%
0710062	1	D	5000	50	N/A	0.435	N/A					#VALUE!
0710062	1		5000	50	N/A	0.411	N/A					
0710062	2		10000	50	N/A	0.348	N/A					

Total Extract Oil Weight (mg) = (Final Volume of Extract / Aliquot Removed) * Aliquot Weight
Sample Weight (mg/mL) = 20 * Aliquot Weight (mg)
LCS TV = 5 mg/mL

Oil to Column = Total Extract Oil Weight (mg) / Dilution Factor
Dilution Factor = Final Volumne of Extract (ul) / Volume Removed For Column (ul)

TEMPLATE: GravimetricT.XLT
Duplicates should agree within +/- 10%.

Alpha Woods Hole Lab
Batch Clean Up Report

10/16/2007 0710062SOIL - OP SHC

Lab ID	QC Type	Clean Up Method	Analyst	Clean Up Date	Flow Rate	Coll. Start	Coll. End	Concentration Analyst	Conc. Date	Solvent Ex.	Prefractionation Volume (ml)	Fractionation Amount (ml)	Fractionation Factor	Transfer Volume (ml)
0710062-01	D	3610	MA	10/24/2007				MA	10/24/2007	False	5	0.9	0	0.15
0710062-01	SAM	3610	MA	10/24/2007				MA	10/24/2007	False	5	0.9	0	0.15
0710062-02	SAM	3610	MA	10/24/2007				MA	10/24/2007	False	10	1.15	0	0.15
SS101607B13	B	3610	MA	10/24/2007				MA	10/24/2007	False	2	1	0	0.15
SS101607LCS04	LCS	3610	MA	10/24/2007				MA	10/24/2007	False	2	1	0	0.15
SS101607LCSD04	LCSD	3610	MA	10/24/2007				MA	10/24/2007	False	2	1	0	0.15

Alpha Woods Hole Lab
Batch Clean Up Report

10/16/2007 0710062SOIL - OP SHC

Lab ID	Notes
0710062-01	
0710062-01	
0710062-02	
SS101607B13	
SS101607LCS04	
SS101607LCSD04	

Alpha Woods Hole Labs Internal Std Tracking Form

Project Name: PSANDS
ETR: 0710062

ALK-PAH / SHC

Lab ID	Extract Vol (uL)	Standard ID and Vial #	Vol IS Added (uL)	Pre-injection Vol (uL)[1]	Final Volume Equivalent	Spiked By	Aliquot 1 Removed (uL)	Aliquot 2 Removed (uL)	Date
0710062	900	WHAE91#1	100	1000	5.56	MA	150	150	10/26/2007
0710062	900	WHAE91#1	100	1000	5.56	MA	150	150	10/26/2007
0710062	900	WHAE91#1	100	1000	8.70	MA	150	150	10/26/2007
0710062	900	WHAE91#1	100	1000	2.00	MA	150	150	10/26/2007
0710062	900	WHAE91#1	100	1000	2.00	MA	150	150	10/26/2007
0710062	900	WHAE91#1	100	1000	2.00	MA	150	150	10/26/2007

[1] Includes Internal Std

Forensic Preparation Checklist

ETR: 0710062 Client: Newfields Project: PSANDS

Workplan Present	

Workplan Reviewed With Project Manager	

Test Requested	
ALK-PAH	X
SHC	X
BIOMARKER	X
HOMOLOG	
Pb	
PHENOL	
OTHER	

Required Cleanups	
No Cleanup Required	
Copper	X
Conc. Sulfuric Acid	
GPC	
Silica Gel 923 Grade Glass Column	
Alumina (Super I) Glass Column	X
Alumina (F20) Glass Column	

Sample Observations			
Normal Weight/Volume Extracted		Lesser Amount Used - Sheen Present On Sample	
Lesser Amount Used - Low Sample Volume Provided		Lesser Amount Used - Suspected High Target Analytes	
Lesser Amount Used - Strong Hydrocarbon Odor		Sediment At Bottom Of Water Sample Jar	
Project Specific Weight Used		No Observations	X
Other:			

Extraction Notes	
Emulsions During Shake	
Samples Extracted Outside Of Hold Time	
No Observations	X
Other:	

Identify Matrix - Circle One
Soil/Sediment/Water/Sheen/NAPL
Sludge/Solid/Tissue/Product/Oil
Net/Wipe

	Date	Initials
1st Extraction	10/16/07	GJP
2nd Extraction	↓	↓
3rd Extraction	↓	↓

Concentration Notes			
Greater Final Volume - High Viscosity		Greater Final Volume - Inability To Concentrate Further	
Precipitate Formed During Concentration	X	No Observations	
Other: white precipitate on sample 1 and 1D		**RIS Spike Witness:** BA	**Date:** 10/26/07

Cleanup Notes			
Channeling in Columns		No Observations	
Other: High amount of sulfer in both samples: 1, 1D, and 2			

Batch Reviewed

Analyst: [illegible]

Date: 11/12/07

Batch Completed

Analyst: [illegible] 165

Date: 10/26/07

Alpha Woods Hole Lab
Batch Prep Report

02/01/2008 0710062BIO - OP Steranes/Triterpanes

Lab ID	QC Type	Prep Method	Analyst	Prep Start Date	Prep Completed	TCLP Date	Initial Amount (g or ml)	Final Volume (ml)	Solvent Ex	Conc. Analyst	Conc. Date	Conc. Method	Transfer Volume (ml)	Vialed By	Vialed Date	Cell Number
0710062-01	D	Shaker	GJP	10/16/2007	2/1/2008		10.03	1.43	False	MA	10/23/2007	KD Flask	0.15	DMP	2/1/2008	
0710062-01	SAM	Shaker	GJP	10/16/2007	2/1/2008		10	1.43	False	MA	10/23/2007	KD Flask	0.15	DMP	2/1/2008	
0710062-02	SAM	Shaker	GJP	10/16/2007	2/1/2008		10	2.5	False	MA	10/23/2007	KD Flask	0.15	DMP	2/1/2008	
SS020108B05	B	Shaker	GJP	10/16/2007	2/1/2008		30	1	False	MA	10/23/2007	KD Flask	0.15	DMP	2/1/2008	

Alpha Woods Hole Lab
Batch Prep Report

02/01/2008 0710062BIO - OP Steranes/Triterpanes

Lab ID	Notes
0710062-01	2nd Prep (Re-prep)
0710062-01	2nd Prep (Re-prep)
0710062-02	2nd Prep (Re-prep)
SS020108B05	2nd Prep (Re-prep)

Alpha Woods Hole Lab
Batch Weight Report
10/16/2007

Lab ID	QC Type	0710062SOIL - Sample
0710062-01	D	10.03
0710062-01	SAM	10
0710062-02	SAM	10
SS101607B13	B	30
SS101607LCS04LCS	OP NEWFIE	30
SS101607LCS04LCS	OP SHC	30
SS101607LCS04LCS	OP Steranes/Triterpanes	30
SS101607LCSD04LCSD	OP NEWFIE	30
SS101607LCSD04LCSD	OP SHC	30
SS101607LCSD04LCSD	OP Steranes/Triterpanes	30
TS111207AWS01	AWS	0.0095

METHYLENE CHLORIDE: E05E37(Tank) E42403 (Bottle)
HEXANE: E234E38 (Tank) E33E54(Bottle)
ACETONE: E25E50 **COPPER:** E41602
SULFURIC ACID: 3106040 **ALUMINA:** 55
GLASS WOOL: H1084303302 **PENTANE:** C19E42
SODIUM SULFATE: C30598 **SILICA(923):** 10901LE

Pre-Silica Gel Gravimetric Determination

Analyst: DMP
Date: 2/1/2008

BATCH: 0710062

Entered by: DMP
Verified by: DMP

ETR #	Sample #	QC (MB, LCS, D)	Final Volume of Extract (ul)	Aliquot Removed #1 (ul)	Aliquot Removed #2 (ul)	Aliquot Weight #1 (mg)	Aliquot Weight #2 (mg)	Total Extract Oil Weight (mg)	Volume Removed For Column (ul)	Oil to Column (mg)	Dilution Factor	QC (%R, RPD)
		LCS										0%
0710062	1	D	5000	50	N/A	0.435	N/A	43.50	3500	30.42	1.43	6%
0710062	1		5000	50	N/A	0.411	N/A	41.10	3500	28.74	1.43	
0710062	2		10000	50	N/A	0.348	N/A	69.60	4000	27.84	2.50	

Total Extract Oil Weight (mg) = (Final Volume of Extract / Aliquot Removed) * Aliquot Weight
Sample Weight (mg/mL) = 20 * Aliquot Weight (mg)
LCS TV = 5 mg/mL

Oil to Column = Total Extract Oil Weight (mg) / Dilution Factor
Dilution Factor = Final Volumne of Extract (ul) / Volume Removed For Column (ul)

TEMPLATE: GravimetricT.XLT
Duplicates should agree within +/- 10%.

Alpha Woods Hole Lab
Batch Clean Up Report

02/01/2008 0710062BIO - OP Steranes/Triterpanes

Lab ID	QC Type	Clean Up Method	Analyst	Clean Up Date	Flow Rate	Coll. Start	Coll. End	Concentration Analyst	Conc. Date	Solvent Ex.	Prefractionation Volume (ml)	Fractionation Amount (ml)	Fractionation Factor	Transfer Volume (ml)
0710062-01	D	3630	DMP	2/1/2008				DMP	2/1/2008	True	5	3.5	1	0.15
0710062-01	SAM	3630	DMP	2/1/2008				DMP	2/1/2008	True	5	3.5	1	0.15
0710062-02	SAM	3630	DMP	2/1/2008				DMP	2/1/2008	True	10	4	1	0.15
SS020108B05	B	3630	DMP	2/1/2008				DMP	2/1/2008	True	1	1	1	0.15

Alpha Woods Hole Lab
Batch Clean Up Report

02/01/2008 0710062BIO - OP Steranes/Triterpanes

Lab ID	Notes
0710062-01	
0710062-01	
0710062-02	
SS020108B05	

Alpha Woods Hole Labs Internal Std Tracking Form

Project Name:PSANDS-FORMER CLIFTON MGP SITE
ETR: 0710062

Biomarker

Add -F1 suffix to sample ID's

Lab ID	Extract Vol (uL)	Standard ID and Vial #	Vol IS Added (uL)	Pre-injection Vol (uL)	Final Volume Equivalent	Spiked By	Aliquot 1 Removed (uL)	Aliquot 2 Removed (uL)	Date
0710062-01DF1	900	WHAF9#3	100	1000	1.43	DMP	150	N/A	2/1/2008
0710062-01F1	900	WHAF9#3	100	1000	1.43	DMP	150	N/A	2/1/2008
0710062-02F1	900	WHAF9#3	100	1000	2.50	DMP	150	N/A	2/1/2008
SS020108B05F1	900	WHAF9#3	100	1000	1.00	DMP	150	N/A	2/1/2008

[1] Includes Internal Std

Forensic Preparation Checklist

ETR: 0710062 **Client:** Newfields **Project:** PSands - former Clifton MGP

Workplan Present	N/A

Workplan Reviewed With Project Manager	N/A

Test Requested	
ALK-PAH	
SHC	
BIOMARKER	✓
HOMOLOG	
Pb	
PHENOL	
OTHER	

Required Cleanups	
No Cleanup Required	
Copper	✓
Conc. Sulfuric Acid	
GPC	
Silica Gel 923 Grade Glass Column	✓
Alumina (Super I) Glass Column	
Alumina (F20) Glass Column	

Sample Observations			
Normal Weight/Volume Extracted		Lesser Amount Used - Sheen Present On Sample	
Lesser Amount Used - Low Sample Volume Provided		Lesser Amount Used - Suspected High Target Analytes	
Lesser Amount Used - Strong Hydrocarbon Odor		Sediment At Bottom Of Water Sample Jar	
Project Specific Weight Used		No Observations	✓
Other:			

Extraction Notes	
Emulsions During Shake	
Samples Extracted Outside Of Hold Time	
No Observations	

Other: Samples originally extracted 10/16/07
Samples spiked w/ High Biomarker @ original extraction. DMP 2/1/08

Identify Matrix - Circle One
Soil/Sediment/Water/Sheen/NAPL
Sludge/Solid/Tissue/Product/Oil
Net/Wipe

	Date	Initials
1st Extraction		
2nd Extraction		
3rd Extraction		

Concentration Notes			
Greater Final Volume - High Viscosity		Greater Final Volume - Inability To Concentrate Further	
Precipitate Formed During Concentration		No Observations	
Other:			

RIS Spike Witness: DMP **Date:** 2/1/08

Cleanup Notes			
Channeling in Columns		No Observations	
Other: Copious amounts of Sulphur Removed from Samples. DMP 2/1/08			

Batch Reviewed
Analyst: MAC
Date: 2/6/8

Batch Completed
Analyst: DMP
Date: 2/1/08

Forensic Dilution Sheet

Project Name: NEWFIE
Project Psands
ETR # : 0710062
Matrix : soil
Analysis Type : GC/MS

PAH 1

Relinquished By: seo
Date: 2/2/08 9:57 AM

Received By: BA
Date: 2/2/08

Sample ID 0710062	Init. Sample Vol (uL) *Measured*	Init. Sample Vol (uL) *Adjusted*	Aliquot removed from Initial Sample Volume	Final Volume for GC Analysis (ul)	Diluted Sample ID 0710062	Dilution Spiked With: STD ID/ul AMT	Date/ Initials	Dilution of Conc.	Total Dilution of Amount
~~0701062~~-02	450	450	10	1000	~~0701062~~-02-RE2	Whaf 99ul	BA 2/2/08	100	100
0710062-01	450	450	50	1000	0710062-01RE	WHAF09 95ul		20	20
-01D	450	450	50	1000	-01DRE	95ul		20	20
-02	450	450	20	1000	-02RE	98ul		50	50

Dilution Calculations Validated by: MK
Date: 2/6/8

Alpha Woods Hole Lab
Batch Weight Report
10/17/2007

Lab ID	QC Type	PS101707B - Pan Weight	PS101707B - Wet Weight	PS101707B - Dry Weight	PS101707B - Dry Weight #2	PS101707B - Dry Weight #3	Percent Solid	RPD
0710062-01	D	1.31	5.98	4.59	4.59		71.76	0.00%
0710062-01	SAM	1.33	6.04	4.71	4.71		71.76	
0710062-02	SAM	1.34	6.31	4.56	4.56		64.79	
PSS101707B09	B	1.32	1.32	1.33	1.32		100	

Initial: 10/17/2007 2:07:11 PM KJB
Weight #1: 10/18/2007 10:15:21 AM KJB
Weight #2: 10/18/2007 12:18:48 PM KJB

Alkylated Polynuclear Aromatic Hydrocarbons, Steranes and Triterpanes by Selective Ion Monitoring

Form I
Alkylated Polynuclear Aromatic Hydrocarbons

Client: **NewFields**
Project: **PSANDS-Former Clifton MGP Site**
Client ID: **GPESB-6WA (13.5-14.5')**
Case: **N/A** SDG: **N/A**
Matrix: **Soil**

Lab Code: **MA00030**
ETR: **0710062**
Lab ID: **0710062-01**
Associated Blank: **SS101607B13**
Concentration Units: **µg/Kg**

Date Collected	Date Received	Date Extracted	Date Analyzed	Percent Solid	Sample Amount (g)	Final Volume (ml)	Dilution Factor	Analyst
10/03/07	10/06/07	10/16/07	02/01/08	71.8	10.00	5.56	1	SEO

Parameter	Result		Parameter	Result
Naphthalene	39000	E	Fluoranthene	2800
C1-Naphthalenes	6600		Pyrene	2400
C2-Naphthalenes	3000		C1-Fluoranthenes/Pyrenes	970
C3-Naphthalenes	670		C2-Fluoranthenes/Pyrenes	310
C4-Naphthalenes	100		C3-Fluoranthenes/Pyrenes	120
Biphenyl	200		C4-Fluoranthenes/Pyrenes	95
Dibenzofuran	5800		Naphthobenzothiophenes	160
Acenaphthylene	170		C1-Naphthobenzothiophenes	77
Acenaphthene	7000		C2-Naphthobenzothiophenes	36
Fluorene	6400		C3-Naphthobenzothiophenes	28
C1-Fluorenes	440		C4-Naphthobenzothiophenes	12
C2-Fluorenes	93		Benz[a]anthracene	1100
C3-Fluorenes	230		Chrysene/Triphenylene	1100
Anthracene	1100		C1-Chrysenes	350
Phenanthrene	11000	E	C2-Chrysenes	140
C1-Phenanthrenes/Anthracenes	720		C3-Chrysenes	110
C2-Phenanthrenes/Anthracenes	240		C4-Chrysenes	56
C3-Phenanthrenes/Anthracenes	190		Benzo[b]fluoranthene	1400
C4-Phenanthrenes/Anthracenes	320		Benzo[k]fluoranthene	1100
Retene	1700		Benzo[a]fluoranthene	180
Dibenzothiophene	970		Benzo[e]pyrene	940
C1-Dibenzothiophenes	72		Benzo[a]pyrene	1100
C2-Dibenzothiophenes	38		Perylene	360
C3-Dibenzothiophenes	23		Indeno[1,2,3-cd]pyrene	1200
C4-Dibenzothiophenes	17		Dibenz[a,h]anthracene	230
Benzo(b)fluorene	240		Benzo[g,h,i]perylene	910

Surrogate	% Recovery	Acceptance Range (%)
2-Methylnaphthalene-d10	92	50-130
Pyrene-d10	115	50-130
Benzo[b]fluoranthene-d12	103	50-130

N/A - Not Applicable
E - Estimated value, exceeds the upper limit of calibration.

320 Forbes Blvd, Mansfield, MA 02048, (508) 822-9300, Fax (508) 822-3288

Quantitation Report (QT Reviewed)

Data Path : O:\Forensics\Data\PAH1\JAN08\JAN29\
Data File : A19320.D
Acq On : 1 Feb 2008 4:51 am
Operator : ac
Sample : 0710062-01
Misc : 1X
ALS Vial : 38 Sample Multiplier: 1

2/2/08

Quant Time: Feb 02 15:15:09 2008
Quant Method : C:\MSDCHEM\1\METHODS\PAH10107.M
Quant Title : Decalins & Alkylated PAH's
QLast Update : Tue Jan 15 19:22:48 2008
Response via : Initial Calibration

Internal Standards	R.T.	QIon	Response	Conc Units	Dev(Min)
1) Acenaphthene-d10	26.54	164	37598	500.00 ng/mL	-0.02
71) Chrysene-d12	43.01	240	56572	500.00 ng/mL	-0.01
System Monitoring Compounds					
13) 2-Methylnaphthalene-d10	22.22	152	307227	3314.14 ng/mL	-0.02
Spiked Amount 1000.000	Range 50 - 130		Recovery = 331.41%#		
57) Pyrene-d10	38.10	212	458419	4148.27 ng/mL	-0.01
Spiked Amount 1000.000	Range 50 - 130		Recovery = 414.83%#		
80) Benzo[b]fluoranthene-d12	46.93	264	451358	3705.16 ng/mL	0.00
Spiked Amount 1000.000	Range 50 - 130		Recovery = 370.52%#		
124) 5B(H)Cholane - Surr	43.65	217	100733	3838.28 ng/ml	-0.01
Spiked Amount 1000.000	Range 50 - 130		Recovery = 383.83%#		

Target Compounds					Qvalue
8) Naphthalene	19.67	128	8241962	50265.94 ng/mL# E	100
9) C1-Naphthalenes	22.77	142	1402943m	8556.24 ng/mL	
10) C2-Naphthalenes	25.19	156	632934m	3860.13 ng/mL	
11) C3-Naphthalenes	27.87	170	140844m	858.98 ng/mL	
12) C4-Naphthalenes	30.29	184	21146m	128.96 ng/mL	
14) 2-Methylnaphthalene	22.34	142	597480	5498.65 ng/mL#	100
15) 1-Methylnaphthalene	22.77	142	793775m	7407.42 ng/mL	
21) Biphenyl	24.23	154	34483	252.08 ng/mL#	100
22) 2,6-Dimethylnaphthalene	24.85	156	177886	1885.98 ng/mL#	100
23) Dibenzofuran	27.31	168	1107599m	7552.38 ng/mL	
24) Acenaphthylene	25.94	152	34129m	224.64 ng/mL	
25) Acenaphthene	26.68	153	930192	9097.86 ng/mL (E)	99
26) 2,3,5-Trimethylnaphthalene	28.23	170	12804m	152.57 ng/mL	
27) Fluorene	28.70	166	956245m	8306.86 ng/mL	
28) C1-Fluorenes	30.91	180	64977m	564.45 ng/mL	
29) C2-Fluorenes	33.74	194	13850m	120.31 ng/mL	
30) C3-Fluorenes	35.76	208	33739m	293.09 ng/mL	
31) Dibenzothiophene	32.02	184	194410	1251.24 ng/mL	98
35) OTP	34.27	198	68654m	441.86 ng/mL	
36) C1-Dibenzothiophenes	34.27	198	83096m	534.81 ng/mL	
37) C2-Dibenzothiophenes	35.69	212	7557m	48.64 ng/mL	
38) C3-Dibenzothiophenes	37.64	226	4641m	29.87 ng/mL	
39) C4-Dibenzothiophenes	39.41	240	3340m	21.50 ng/mL	
~~40) Phenanthrene~~	~~32.52~~	~~178~~	~~2268106~~	~~13954.71 ng/mL~~ E	~~100~~
46) C1-Phenanthrenes/Anthracen	34.59	192	152116m	935.91 ng/mL	
47) C2-Phenanthrenes/Anthracen	36.51	206	58429m	359.49 ng/mL	
48) 5AA IS BKGD	36.51	206	7202	44.31 ng/mL	100
49) C3-Phenanthrenes/Anthracen	39.51	220	40738m	250.64 ng/mL	
50) C4-Phenanthrenes/Anthracen	39.51	234	67791m	417.09 ng/mL	
51) Retene	39.51	234	59957	2214.92 ng/mL (E)	93
52) Anthracene	32.68	178	197221m	1448.84 ng/mL	
54) 1-Methylphenanthrene	35.03	192	23173	199.77 ng/mL	98
55) Fluoranthene	37.28	202	602800	3617.41 ng/mL#	91
56) Benzo(b)fluorene	39.81	216	30688m	314.90 ng/mL	
58) Pyrene	38.17	202	530506m	3084.17 ng/mL	
59) C1-Fluoranthenes/Pyrenes	39.56	216	216216m	1257.00 ng/mL	
60) C2-Fluoranthenes/Pyrenes	41.31	230	67968m	395.14 ng/mL	
61) C3-Fluoranthenes/Pyrenes	43.51	244	26996m	156.94 ng/mL	
62) C4-Fluoranthenes/Pyrenes	43.79	258	21125m	122.81 ng/mL	
63) Naphthobenzothiophene	42.02	234	21880	139.05 ng/ml#	93
64) Naphthobenzothiophene-2,1-	42.02	234	21880	139.05 ng/mL#	93
65) Naphthobenzothiophene-1,2-	42.37	234	5458	34.69 ng/mL#	27

Quantitation Report (QT Reviewed)

Data Path : O:\Forensics\Data\PAH1\JAN08\JAN29\
Data File : A19320.D
Acq On : 1 Feb 2008 4:51 am
Operator : ac
Sample : 0710062-01
Misc : 1X
ALS Vial : 38 Sample Multiplier: 1

Quant Time: Feb 02 15:15:09 2008
Quant Method : C:\MSDCHEM\1\METHODS\PAH10107.M
Quant Title : Decalins & Alkylated PAH's
QLast Update : Tue Jan 15 19:22:48 2008
Response via : Initial Calibration

Internal Standards	R.T.	QIon	Response	Conc	Units	Dev(Min)
66) Naphthobenzothiophene-2,3-	42.66	234	5843m	37.13	ng/mL	
67) C1-Naphthobenzothiophenes	43.70	248	15585m	99.04	ng/ml	
68) C2-Naphthobenzothiophenes	45.86	262	7269m	46.19	ng/ml	
69) C3-Naphthobenzothiophenes	46.83	276	5615m	35.68	ng/ml	
70) C4-Naphthobenzothiophenes	49.39	290	2512m	15.96	ng/mL	
72) Benz[a]anthracene	42.95	228	207096m	1398.97	ng/mL	
73) Chrysene	43.11	228	230313m	1426.32	ng/mL	
74) Chrysene/Triphenylene	43.11	228	230040m	1424.63	ng/mL	
75) C1-Chrysenes	44.60	242	73685m	456.33	ng/mL	
76) C2-Chrysenes	46.93	256	44845m	277.72	ng/mL	
77) BBF-d12 Surr BKGD	46.93	256	16634	103.01	ng/mL	100
78) C3-Chrysenes	47.35	270	22740m	140.83	ng/mL	
79) C4-Chrysenes	47.80	284	11744m	72.73	ng/mL	
81) Benzo[b]fluoranthene	47.00	252	277888m	1739.50	ng/mL	
82) Benzo[k]fluoranthene	47.08	252	236187m	1385.71	ng/mL	
83) Benzo[a]fluoranthene	47.38	252	40244	236.11	ng/mL#	1
84) Benzo[e]pyrene	47.99	252	197261m	1217.99	ng/mL	
85) Benzo[a]pyrene	48.18	252	201845m	1476.81	ng/mL	
86) Perylene	48.48	252	68163	471.56	ng/mL#	77
87) Indeno[1,2,3-cd]pyrene	52.93	276	213316	1527.51	ng/mL	98
88) Dibenz[a,h]anthracene	52.98	278	42438m	300.41	ng/mL	
89) Benzo[g,h,i]perylene	54.20	276	192617	1174.34	ng/mL	98

(#) = qualifier out of range (m) = manual integration (+) = signals summed

Quantitation Report (QT Reviewed)

Data Path : O:\Forensics\Data\PAH1\JAN08\JAN29\
Data File : A19320.D
Acq On : 1 Feb 2008 4:51 am
Operator : ac
Sample : 0710062-01
Misc : 1X
ALS Vial : 38 Sample Multiplier: 1

Quant Time: Feb 02 15:15:09 2008
Quant Method : C:\MSDCHEM\1\METHODS\PAH10107.M
Quant Title : Decalins & Alkylated PAH's
QLast Update : Tue Jan 15 19:22:48 2008
Response via : Initial Calibration

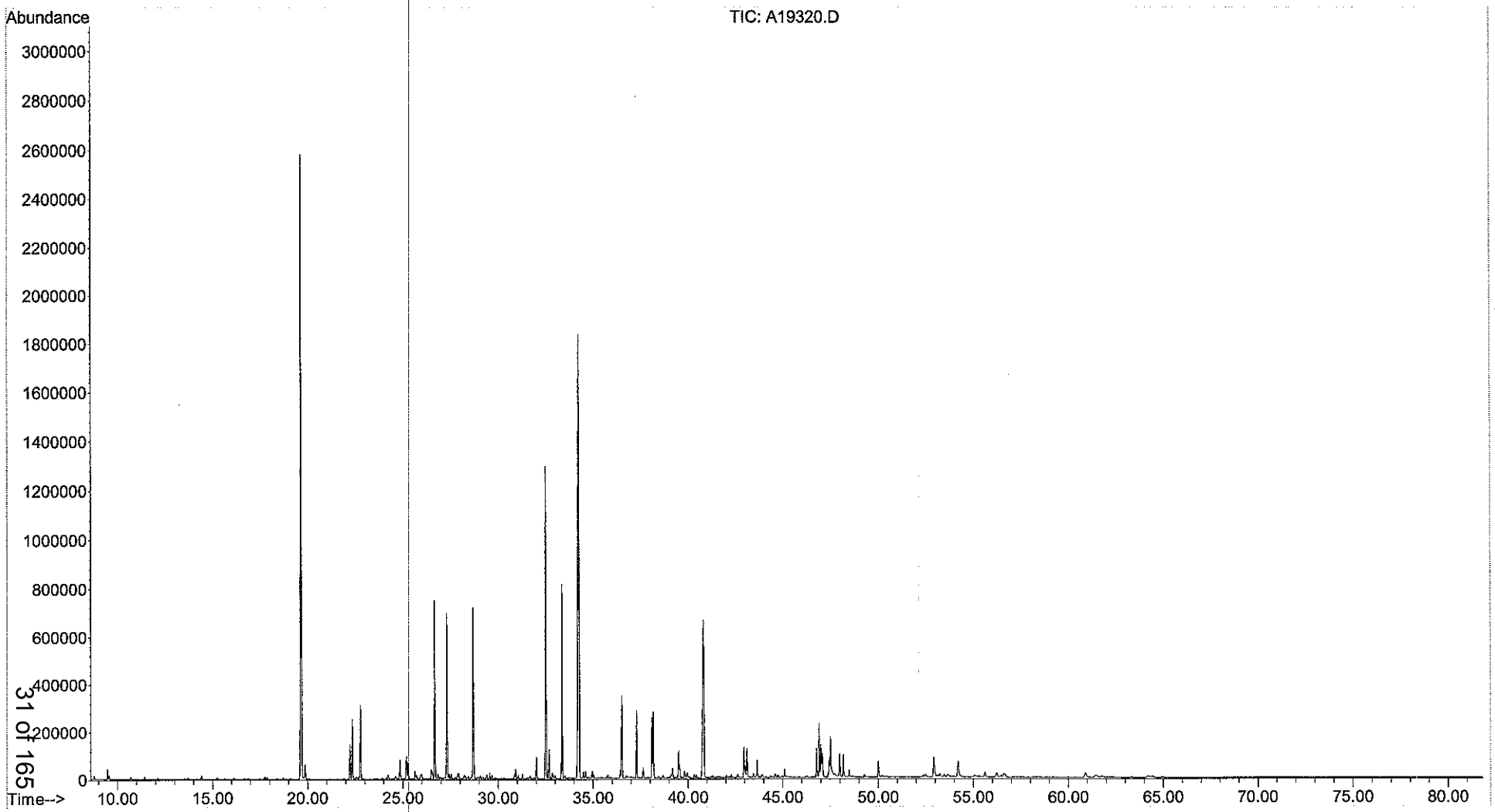

Form I
Steranes and Triterpanes

Client: **NewFields**
Project: **PSANDS-Former Clifton MGP Site**
Client ID: **GPESB-6WA (13.5-14.5')**
Case: **N/A** SDG: **N/A**
Matrix: **Soil**

Lab Code: **MA00030**
ETR: **0710062**
Lab ID: **0710062-01**
Associated Blank: **SS020108B05**
Concentration Units: **µg/Kg**

Date Collected	Date Received	Date Extracted	Date Analyzed	Percent Solid	Sample Amount (g)	Final Volume (ml)	Dilution Factor	Analyst
10/03/07	10/06/07	10/16/07	02/02/08	71.8	10.00	1.43	1	AC

Parameter	Result		Parameter	Result	
C23 Tricyclic Terpane	0.86	U	30,31-Bishomohopane-22S	0.86	U
C24 Tricyclic Terpane	0.86	U	30,31-Bishomohopane-22R	0.86	U
C25 Tricyclic Terpane	0.86	U	30,31-Trishomohopane-22S	0.86	U
C24 Tetracyclic Terpane	0.86	U	30,31-Trishomohopane-22R	0.86	U
C26 Tricyclic Terpane-22S	0.86	U	Tetrakishomohopane-22S	0.86	U
C26 Tricyclic Terpane-22R	0.86	U	Tetrakishomohopane-22R	0.86	U
C28 Tricyclic Terpane-22S	0.86	U	Pentakishomohopane-22S	0.86	U
C28 Tricyclic Terpane-22R	0.86	U	Pentakishomohopane-22R	0.86	U
C29 Tricyclic Terpane-22S	0.86	U	13b(H),17a(H)-20S-Diacholestane	0.31	U
C29 Tricyclic Terpane-22R	0.86	U	13b(H),17a(H)-20R-Diacholestane	0.31	U
18a-22,29,30-Trisnorneohopane-TS	0.86	U	13b,17a-20S-Methyldiacholestane	0.31	U
C30 Tricyclic Terpane-22S	0.86	U	14a(H),17a(H)-20S-Cholestane	0.31	U
C30 Tricyclic Terpane-22R	0.86	U	14a(H),17a(H)-20R-Cholestane	0.31	U
17a(H)-22,29,30-Trisnorhopane-TM	0.86	U	13b,17a-20R-Ethyldiacholestane	0.31	U
17a/b,21b/a 28,30-Bisnorhopane	0.86	U	13a,17b-20S-Ethyldiacholestane	0.31	U
17a(H),21b(H)-25-Norhopane	0.86	U	14a,17a-20S-Methylcholestane	0.31	U
30-Norhopane	0.86	U	14a,17a-20R-Methylcholestane	0.31	U
18a(H)-30-Norneohopane-C29Ts	0.86	U	14a(H),17a(H)-20S-Ethylcholestane	0.31	U
17a(H)-Diahopane	0.86	U	14a(H),17a(H)-20R-Ethylcholestane	0.31	U
30-Normoretane	0.86	U	14b(H),17b(H)-20R-Cholestane	0.31	U
18a(H)&18b(H)-Oleananes	0.86	U	14b(H),17b(H)-20S-Cholestane	0.31	U
Hopane	**2.4**		14b,17b-20R-Methylcholestane	0.31	U
Moretane	0.86	U	14b,17b-20S-Methylcholestane	0.31	U
30-Homohopane-22S	0.86	U	14b(H),17b(H)-20R-Ethylcholestane	0.31	U
30-Homohopane-22R	0.86	U	14b(H),17b(H)-20S-Ethylcholestane	0.31	U

Surrogate	% Recovery		Acceptance Range (%)
5B(H)Cholane	100	E	50-130

N/A - Not Applicable
E - Estimated value, exceeds the upper limit of calibration.
U - The analyte was analyzed for but not detected at the sample specific level reported.

320 Forbes Blvd, Mansfield, MA 02048, (508) 822-9300, Fax (508) 822-3288

Quantitation Report (QT Reviewed)

Data Path : O:\FORENSICS\DATA\PAH2\2008\FEB 2008\FEB01\
Data File : A28369.D
Acq On : 2 Feb 2008 11:43 am
Operator : AC
Sample : 0710062-01
Misc : 1x
ALS Vial : 15 Sample Multiplier: 1

2/4/08
30 MAL

Quant Time: Feb 02 23:35:30 2008
Quant Method : O:\FORENSICS\METHODS\PAH2\FEB08\BIO20201.M
Quant Title : Decalins & Alkylated PAH's
QLast Update : Sat Feb 02 11:37:55 2008
Response via : Initial Calibration

Internal Standards	R.T.	QIon	Response	Conc Units	Dev(Min)
1) Chrysene-d12	42.68	240	39901	500.00 ng/mL	0.00
System Monitoring Compounds					
36) 5B(H)Cholane - Surr	43.33	217	219742	14011.49 ng/ml	0.01
Spiked Amount 1000.000	Range 50 - 130		Recovery	= 1401.15%#	
Target Compounds					Qvalue
2) 17a(H),21B(H)-hopane - C30	51.52	191	414m	12.38 ng/mL	
3) Hopane (T19)	51.52	191	406m	12.14 ng/mL	

(#) = qualifier out of range (m) = manual integration (+) = signals summed

Quantitation Report (QT Reviewed)

Data Path : O:\FORENSICS\DATA\PAH2\2008\FEB 2008\FEB01\
Data File : A28369.D
Acq On : 2 Feb 2008 11:43 am
Operator : AC
Sample : 0710062-01
Misc : 1x
ALS Vial : 15 Sample Multiplier: 1

Quant Time: Feb 02 23:35:30 2008
Quant Method : O:\FORENSICS\METHODS\PAH2\FEB08\BIO20201.M
Quant Title : Decalins & Alkylated PAH's
QLast Update : Sat Feb 02 11:37:55 2008
Response via : Initial Calibration

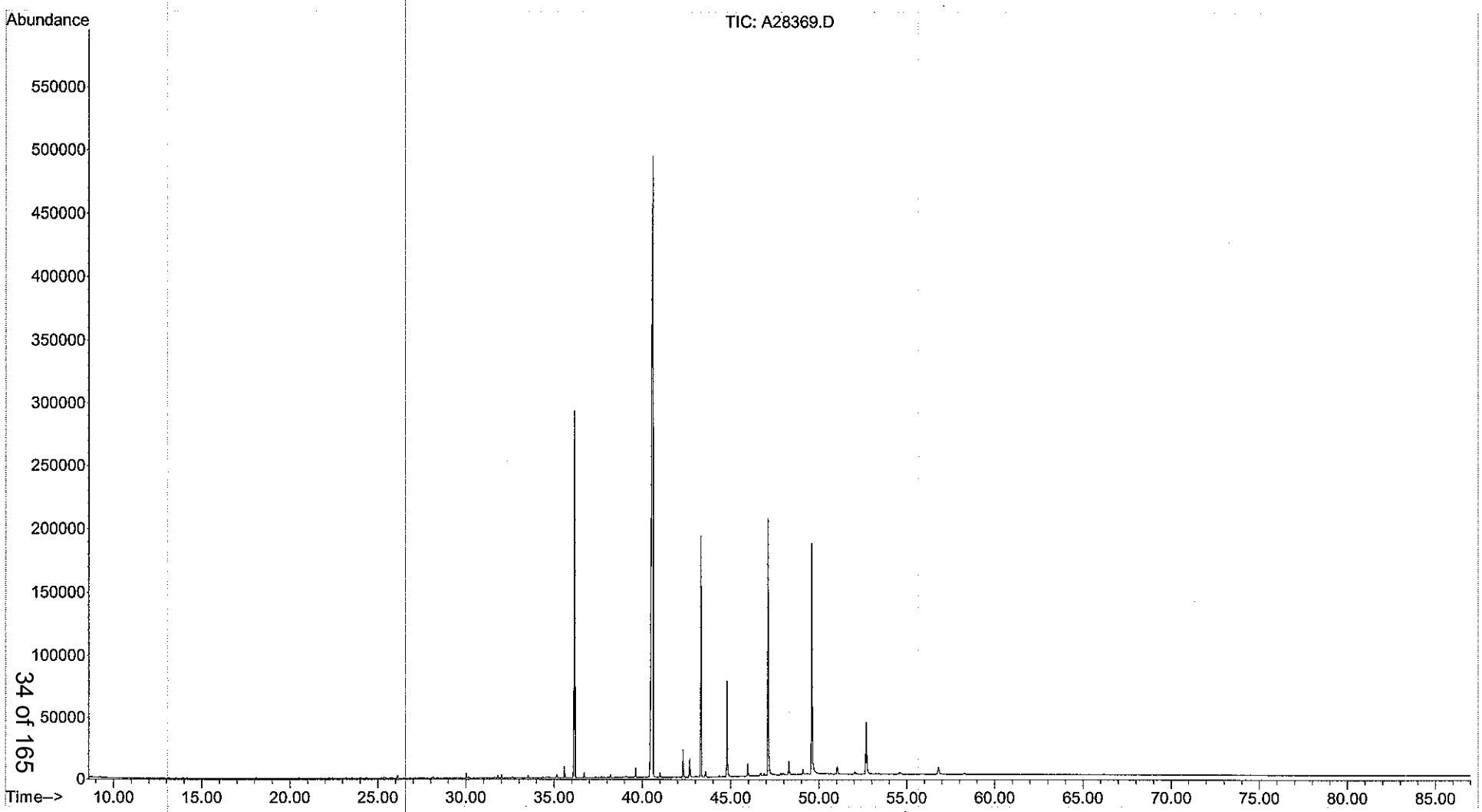

Form I
Alkylated Polynuclear Aromatic Hydrocarbons

Client: **NewFields**
Project: **PSANDS-Former Clifton MGP Site**
Client ID: **GPESB-6WA (13.5-14.5')**
Case: **N/A** SDG: **N/A**
Matrix: **Soil**

Lab Code: **MA00030**
ETR: **0710062**
Lab ID: **0710062-01E**
Associated Blank: **SS101607B13**
Concentration Units: **µg/Kg**

Date Collected	Date Received	Date Extracted	Date Analyzed	Percent Solid	Sample Amount (g)	Final Volume (ml)	Dilution Factor	Analyst
10/03/07	10/06/07	10/16/07	02/01/08	71.8	10.00	5.56	20	SEO

Parameter	Result	
Naphthalene	**74000**	
C1-Naphthalenes	27	U
C2-Naphthalenes	27	U
C3-Naphthalenes	27	U
C4-Naphthalenes	27	U
Biphenyl	9.8	U
Dibenzofuran	9.8	U
Acenaphthylene	22	U
Acenaphthene	**11000**	
Fluorene	13	U
C1-Fluorenes	13	U
C2-Fluorenes	13	U
C3-Fluorenes	13	U
Anthracene	13	U
Phenanthrene	**18000**	
C1-Phenanthrenes/Anthracenes	28	U
C2-Phenanthrenes/Anthracenes	28	U
C3-Phenanthrenes/Anthracenes	28	U
C4-Phenanthrenes/Anthracenes	28	U
Retene	**2300**	
Dibenzothiophene	4.8	U
C1-Dibenzothiophenes	4.8	U
C2-Dibenzothiophenes	4.8	U
C3-Dibenzothiophenes	4.8	U
C4-Dibenzothiophenes	4.8	U
Benzo(b)fluorene	8.4	U

Parameter	Result	
Fluoranthene	10	U
Pyrene	12	U
C1-Fluoranthenes/Pyrenes	12	U
C2-Fluoranthenes/Pyrenes	12	U
C3-Fluoranthenes/Pyrenes	12	U
C4-Fluoranthenes/Pyrenes	12	U
Naphthobenzothiophenes	6.7	U
C1-Naphthobenzothiophenes	6.7	U
C2-Naphthobenzothiophenes	6.7	U
C3-Naphthobenzothiophenes	6.7	U
C4-Naphthobenzothiophenes	6.7	U
Benz[a]anthracene	11	U
Chrysene/Triphenylene	12	U
C1-Chrysenes	12	U
C2-Chrysenes	12	U
C3-Chrysenes	12	U
C4-Chrysenes	12	U
Benzo[b]fluoranthene	11	U
Benzo[k]fluoranthene	11	U
Benzo[a]fluoranthene	11	U
Benzo[e]pyrene	14	U
Benzo[a]pyrene	7.1	U
Perylene	16	U
Indeno[1,2,3-cd]pyrene	9.4	U
Dibenz[a,h]anthracene	6.0	U
Benzo[g,h,i]perylene	13	U

Surrogate	% Recovery		Acceptance Range (%)
2-Methylnaphthalene-d10	136	§	50-130
Pyrene-d10	158	§	50-130
Benzo[b]fluoranthene-d12	151	§	50-130

N/A - Not Applicable
§ - Surrogate value outside of acceptable range.
U - The analyte was analyzed for but not detected at the sample specific level reported.

320 Forbes Blvd, Mansfield, MA 02048, (508) 822-9300, Fax (508) 822-3288

Quantitation Report (QT Reviewed)

Data Path : O:\Forensics\Data\PAH1\JAN08\JAN29\
Data File : A19317.D
Acq On : 1 Feb 2008 12:13 am
Operator : ac
Sample : 0710062-01-RE
Misc : 20X
ALS Vial : 35 Sample Multiplier: 1

2/11/08

Quant Time: Feb 01 19:21:00 2008
Quant Method : C:\MSDCHEM\1\METHODS\PAH10107.M
Quant Title : Decalins & Alkylated PAH's
QLast Update : Tue Jan 15 19:22:48 2008
Response via : Initial Calibration

Internal Standards	R.T.	QIon	Response	Conc	Units	Dev(Min)
1) Acenaphthene-d10	26.54	164	36005	500.00	ng/mL	-0.02
71) Chrysene-d12	43.01	240	50465	500.00	ng/mL	-0.01
System Monitoring Compounds						
13) 2-Methylnaphthalene-d10	22.22	152	21643	243.80	ng/mL	-0.02
Spiked Amount 1000.000	Range 50 - 130		Recovery = 24.38%#			
57) Pyrene-d10	38.10	212	30133	284.74	ng/mL	-0.01
Spiked Amount 1000.000	Range 50 - 130		Recovery = 28.47%#			
80) Benzo[b]fluoranthene-d12	46.93	264	29450	271.01	ng/mL	0.00
Spiked Amount 1000.000	Range 50 - 130		Recovery = 27.10%#			
124) 5B(H)Cholane - Surr	43.65	217	6482	276.88	ng/ml	-0.01
Spiked Amount 1000.000	Range 50 - 130		Recovery = 27.69%#			
Target Compounds						Qvalue
8) Naphthalene	19.64	128	753915	4801.40	ng/mL#	100
25) Acenaphthene	26.67	153	71606	731.34	ng/mL	99
40) Phenanthrene	32.51	178	176317	1132.80	ng/mL	97
51) Retene	39.51	234	3831	147.79	ng/mL	93

(#) = qualifier out of range (m) = manual integration (+) = signals summed

Quantitation Report (QT Reviewed)

Data Path : O:\Forensics\Data\PAH1\JAN08\JAN29\
Data File : A19317.D
Acq On : 1 Feb 2008 12:13 am
Operator : ac
Sample : 0710062-01-RE
Misc : 20X
ALS Vial : 35 Sample Multiplier: 1

Quant Time: Feb 01 19:21:00 2008
Quant Method : C:\MSDCHEM\1\METHODS\PAH10107.M
Quant Title : Decalins & Alkylated PAH's
QLast Update : Tue Jan 15 19:22:48 2008
Response via : Initial Calibration

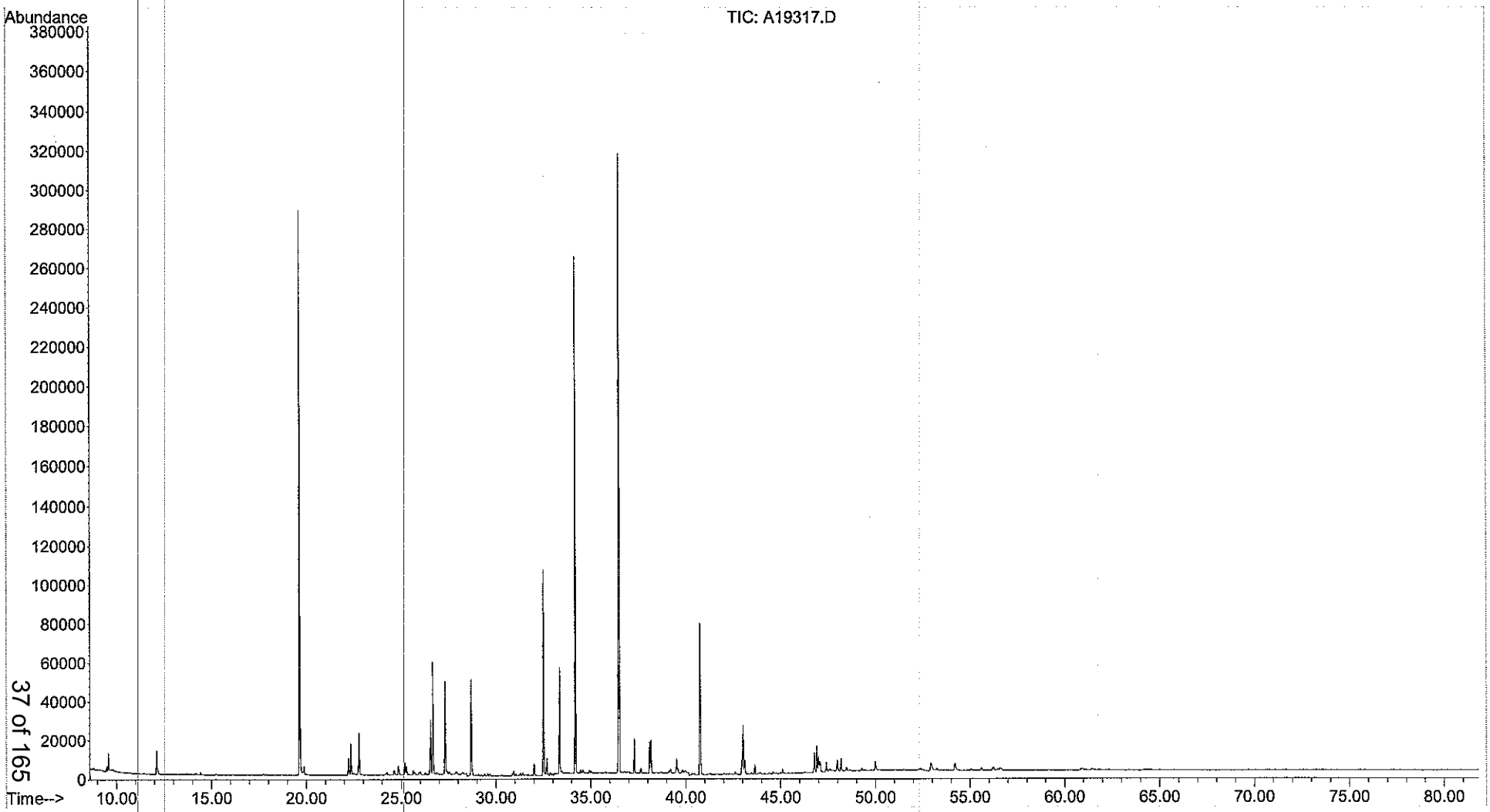

Form I
Duplicate
Alkylated Polynuclear Aromatic Hydrocarbons

Client: **NewFields**
Project: **PSANDS-Former Clifton MGP Site**
Client ID: **GPESB-6WA (13.5-14.5')**
Case: **N/A** SDG: **N/A**
Matrix: **Soil**

Lab Code: **MA00030**
ETR: **0710062**
Lab ID: **0710062-01 D**
Associated Blank: **SS101607B13**
Concentration Units: **µg/Kg**

Date Collected	Date Received	Date Extracted	Date Analyzed	Percent Solid	Sample Amount (g)	Final Volume (ml)	Dilution Factor	Analyst
10/03/07	10/06/07	10/16/07	02/01/08	71.8	10.03	5.56	1	SEO

Parameter	Result		Parameter	Result
Naphthalene	49000	E	Fluoranthene	2200
C1-Naphthalenes	8300		Pyrene	1800
C2-Naphthalenes	3300		C1-Fluoranthenes/Pyrenes	840
C3-Naphthalenes	660		C2-Fluoranthenes/Pyrenes	270
C4-Naphthalenes	96		C3-Fluoranthenes/Pyrenes	110
Biphenyl	260		C4-Fluoranthenes/Pyrenes	85
Dibenzofuran	6300		Naphthobenzothiophenes	130
Acenaphthylene	170		C1-Naphthobenzothiophenes	69
Acenaphthene	8500	E	C2-Naphthobenzothiophenes	34
Fluorene	6000		C3-Naphthobenzothiophenes	25
C1-Fluorenes	380		C4-Naphthobenzothiophenes	15
C2-Fluorenes	81		Benz[a]anthracene	880
C3-Fluorenes	190		Chrysene/Triphenylene	940
Anthracene	760		C1-Chrysenes	330
Phenanthrene	9900	E	C2-Chrysenes	140
C1-Phenanthrenes/Anthracenes	620		C3-Chrysenes	110
C2-Phenanthrenes/Anthracenes	240		C4-Chrysenes	70
C3-Phenanthrenes/Anthracenes	860		Benzo[b]fluoranthene	1000
C4-Phenanthrenes/Anthracenes	2400		Benzo[k]fluoranthene	970
Retene	14000	E	Benzo[a]fluoranthene	130
Dibenzothiophene	820		Benzo[e]pyrene	780
C1-Dibenzothiophenes	61		Benzo[a]pyrene	800
C2-Dibenzothiophenes	49		Perylene	270
C3-Dibenzothiophenes	27		Indeno[1,2,3-cd]pyrene	960
C4-Dibenzothiophenes	24		Dibenz[a,h]anthracene	190
Benzo(b)fluorene	190		Benzo[g,h,i]perylene	730

Surrogate	% Recovery	Acceptance Range (%)
2-Methylnaphthalene-d10	88	50-130
Pyrene-d10	111	50-130
Benzo[b]fluoranthene-d12	103	50-130

N/A - Not Applicable
E - Estimated value, exceeds the upper limit of calibration.

320 Forbes Blvd, Mansfield, MA 02048, (508) 822-9300, Fax (508) 822-3288

Quantitation Report (QT Reviewed)

Data Path : O:\Forensics\Data\PAH1\JAN08\JAN29\
Data File : A19321.D
Acq On : 1 Feb 2008 6:23 am
Operator : ac
Sample : 0710062-01D
Misc : 1X
ALS Vial : 39 Sample Multiplier: 1

2/2/08

Quant Time: Feb 02 05:45:00 2008
Quant Method : C:\MSDCHEM\1\METHODS\PAH10107.M
Quant Title : Decalins & Alkylated PAH's
QLast Update : Tue Jan 15 19:22:48 2008
Response via : Initial Calibration

Internal Standards	R.T.	QIon	Response	Conc Units	Dev(Min)
1) Acenaphthene-d10	26.54	164	32555	500.00 ng/mL	-0.02
71) Chrysene-d12	43.01	240	47507	500.00 ng/mL	-0.01
System Monitoring Compounds					
13) 2-Methylnaphthalene-d10	22.22	152	254847	3174.96 ng/mL	-0.02
Spiked Amount 1000.000	Range 50 - 130		Recovery = 317.50%#		
57) Pyrene-d10	38.10	212	383623	4009.18 ng/mL	-0.01
Spiked Amount 1000.000	Range 50 - 130		Recovery = 400.92%#		
80) Benzo[b]fluoranthene-d12	46.93	264	377574	3690.90 ng/mL	0.00
Spiked Amount 1000.000	Range 50 - 130		Recovery = 369.09%#		
124) 5B(H)Cholane - Surr	43.65	217	84147	3818.10 ng/ml	-0.01
Spiked Amount 1000.000	Range 50 - 130		Recovery = 381.81%#		

Target Compounds					Qvalue
8) Naphthalene	19.68	128	8958445	63099.05 ng/mL# E	100
9) C1-Naphthalenes	22.77	142	1519853m	10705.13 ng/mL	
10) C2-Naphthalenes	25.19	156	610175m	4297.78 ng/mL	
11) C3-Naphthalenes	27.87	170	120440m	848.32 ng/mL	
12) C4-Naphthalenes	31.55	184	17554m	123.64 ng/mL	
14) 2-Methylnaphthalene	22.34	142	654424	6955.66 ng/mL#	100
15) 1-Methylnaphthalene	22.77	142	855269m	9217.63 ng/mL	
21) Biphenyl	24.23	154	39307	331.85 ng/mL#	100
22) 2,6-Dimethylnaphthalene	24.85	156	167375m	2049.43 ng/mL	
23) Dibenzofuran	27.31	168	1032127m	8127.96 ng/mL	
24) Acenaphthylene	25.94	152	29372m	223.27 ng/mL	
25) Acenaphthene	26.68	153	978819	11056.46 ng/mL E	99
26) 2,3,5-Trimethylnaphthalene	28.23	170	9925m	136.59 ng/mL	
27) Fluorene	28.68	166	775569m	7781.00 ng/mL	
28) C1-Fluorenes	30.91	180	48471m	486.29 ng/mL	
29) C2-Fluorenes	33.74	194	10467m	105.01 ng/mL	
30) C3-Fluorenes	35.76	208	24430m	245.10 ng/mL	
31) Dibenzothiophene	32.00	184	142882	1062.05 ng/mL	99
35) OTP	34.26	198	58995m	438.51 ng/mL	
36) C1-Dibenzothiophenes	34.26	198	69558m	517.03 ng/mL	
37) C2-Dibenzothiophenes	36.50	212	8482m	63.05 ng/mL	
38) C3-Dibenzothiophenes	37.64	226	4751m	35.31 ng/mL	
39) C4-Dibenzothiophenes	38.82	240	4209m	31.29 ng/mL	
40) Phenanthrene	32.51	178	1802109	12805.18 ng/mL E	99
46) C1-Phenanthrenes/Anthracen	34.59	192	112456m	799.07 ng/mL	
47) C2-Phenanthrenes/Anthracen	36.97	206	50165m	356.46 ng/mL	
48) 5AA IS BKGD	36.50	206	6669m	47.39 ng/mL	
49) C3-Phenanthrenes/Anthracen	39.51	220	156321m	1110.76 ng/mL	
50) C4-Phenanthrenes/Anthracen	39.52	234	442160m	3141.84 ng/mL	
51) Retene	39.52	234	431322	18402.04 ng/mL E	91
52) Anthracene	32.68	178	115736m	981.94 ng/mL	
54) 1-Methylphenanthrene	35.03	192	18005	179.27 ng/mL	99
55) Fluoranthene	37.28	202	407444	2823.84 ng/mL#	92
56) Benzo(b)fluorene	39.81	216	20963m	248.43 ng/mL	
58) Pyrene	38.16	202	344571m	2313.52 ng/mL	
59) C1-Fluoranthenes/Pyrenes	39.56	216	162361m	1090.13 ng/mL	
60) C2-Fluoranthenes/Pyrenes	41.60	230	52373m	351.64 ng/mL	
61) C3-Fluoranthenes/Pyrenes	43.51	244	21458m	144.07 ng/mL	
62) C4-Fluoranthenes/Pyrenes	43.79	258	16333m	109.66 ng/mL	
63) Naphthobenzothiophene	42.02	234	15319m	112.43 ng/ml	
64) Naphthobenzothiophene-2,1-	42.02	234	15333m	112.54 ng/mL	
65) Naphthobenzothiophene-1,2-	42.37	234	4167	30.58 ng/mL#	27

Quantitation Report (QT Reviewed)

Data Path : O:\Forensics\Data\PAH1\JAN08\JAN29\
Data File : A19321.D
Acq On : 1 Feb 2008 6:23 am
Operator : ac
Sample : 0710062-01D
Misc : 1X
ALS Vial : 39 Sample Multiplier: 1

Quant Time: Feb 02 05:45:00 2008
Quant Method : C:\MSDCHEM\1\METHODS\PAH10107.M
Quant Title : Decalins & Alkylated PAH's
QLast Update : Tue Jan 15 19:22:48 2008
Response via : Initial Calibration

Internal Standards	R.T.	QIon	Response	Conc Units	Dev(Min)
66) Naphthobenzothiophene-2,3-	42.66	234	4034m	29.61 ng/mL	
67) C1-Naphthobenzothiophenes	43.68	248	12105m	88.84 ng/ml	
68) C2-Naphthobenzothiophenes	44.93	262	5933m	43.54 ng/ml	
69) C3-Naphthobenzothiophenes	46.83	276	4477m	32.86 ng/ml	
70) C4-Naphthobenzothiophenes	49.39	290	2617m	19.21 ng/mL	
72) Benz[a]anthracene	42.95	228	141578m	1138.88 ng/mL	
73) Chrysene	43.11	228	165779m	1222.57 ng/mL	
74) Chrysene/Triphenylene	43.11	228	165930m	1223.68 ng/mL	
75) C1-Chrysenes	44.60	242	57939m	427.28 ng/mL	
76) C2-Chrysenes	46.92	256	38196m	281.68 ng/mL	
77) BBF-d12 Surr BKGD	46.92	256	13855	102.18 ng/mL	100
78) C3-Chrysenes	47.35	270	18766m	138.39 ng/mL	
79) C4-Chrysenes	47.80	284	12326m	90.90 ng/mL	
81) Benzo[b]fluoranthene	47.00	252	177041m	1319.69 ng/mL	
82) Benzo[k]fluoranthene	47.07	252	180079m	1258.12 ng/mL	
83) Benzo[a]fluoranthene	47.37	252	24825m	173.44 ng/mL	
84) Benzo[e]pyrene	47.99	252	136778m	1005.69 ng/mL	
85) Benzo[a]pyrene	48.17	252	119191m	1038.47 ng/mL	
86) Perylene	48.48	252	42412m	349.40 ng/mL	
87) Indeno[1,2,3-cd]pyrene	52.91	276	146538	1249.55 ng/mL	98
88) Dibenz[a,h]anthracene	52.98	278	29461m	248.34 ng/mL	
89) Benzo[g,h,i]perylene	54.20	276	129597	940.89 ng/mL	98

(#) = qualifier out of range (m) = manual integration (+) = signals summed

Quantitation Report (QT Reviewed)

Data Path : O:\Forensics\Data\PAH1\JAN08\JAN29\
Data File : A19321.D
Acq On : 1 Feb 2008 6:23 am
Operator : ac
Sample : 0710062-01D
Misc : 1X
ALS Vial : 39 Sample Multiplier: 1

Quant Time: Feb 02 05:45:00 2008
Quant Method : C:\MSDCHEM\1\METHODS\PAH10107.M
Quant Title : Decalins & Alkylated PAH's
QLast Update : Tue Jan 15 19:22:48 2008
Response via : Initial Calibration

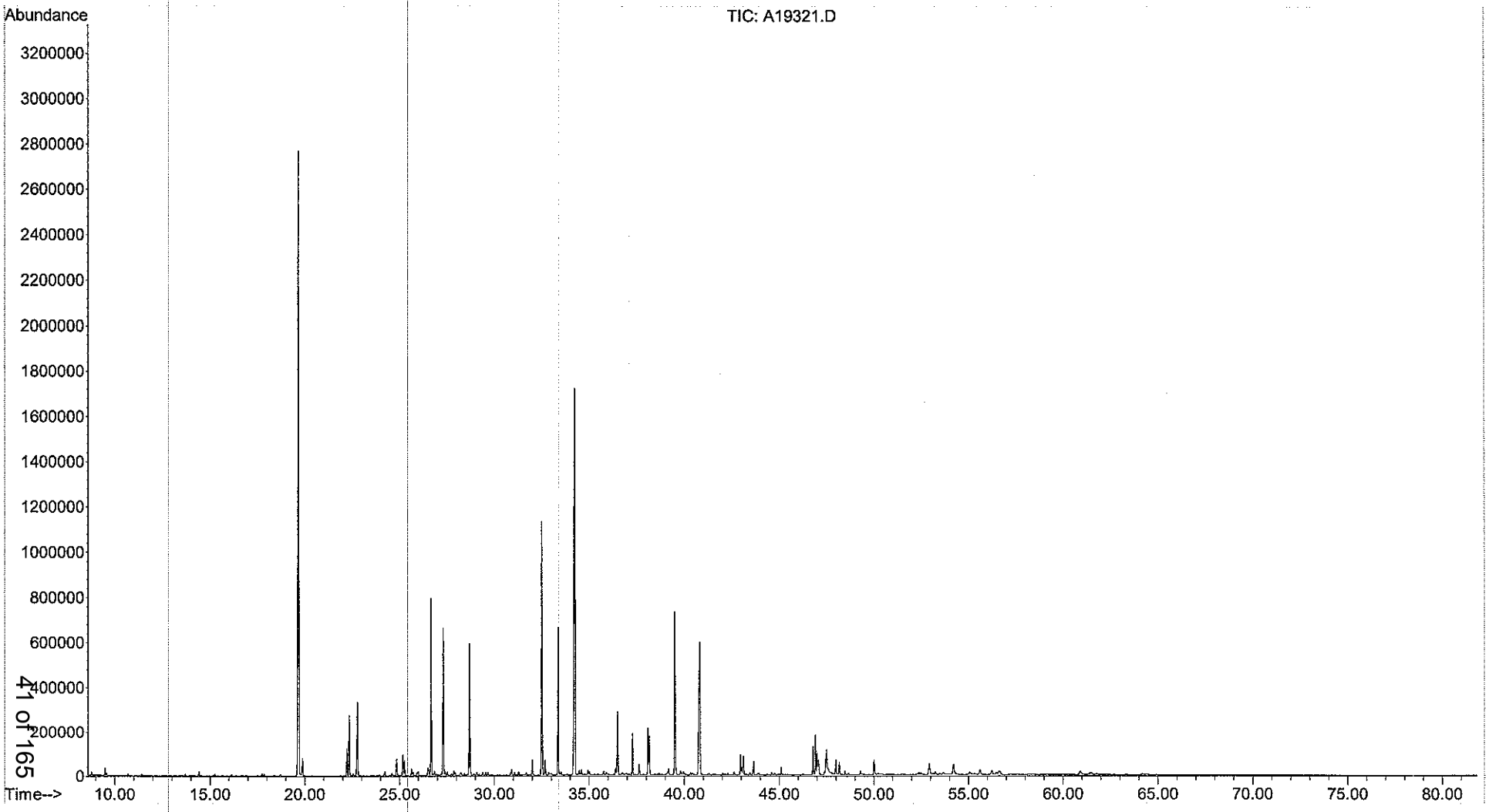

Form I
Duplicate
Steranes and Triterpanes

Client: **NewFields**
Project: **PSANDS-Former Clifton MGP Site**
Client ID: **GPESB-6WA (13.5-14.5')**
Case: **N/A** SDG: **N/A**
Matrix: **Soil**

Lab Code: **MA00030**
ETR: **0710062**
Lab ID: **0710062-01 D**
Associated Blank: **SS020108B05**
Concentration Units: **µg/Kg**

Date Collected	Date Received	Date Extracted	Date Analyzed	Percent Solid	Sample Amount (g)	Final Volume (ml)	Dilution Factor	Analyst
10/03/07	10/06/07	10/16/07	02/02/08	71.8	10.03	1.43	1	AC

Parameter	Result		Parameter	Result	
C23 Tricyclic Terpane	0.86	U	30,31-Bishomohopane-22S	0.86	U
C24 Tricyclic Terpane	0.86	U	30,31-Bishomohopane-22R	0.86	U
C25 Tricyclic Terpane	0.86	U	30,31-Trishomohopane-22S	0.86	U
C24 Tetracyclic Terpane	0.86	U	30,31-Trishomohopane-22R	0.86	U
C26 Tricyclic Terpane-22S	0.86	U	Tetrakishomohopane-22S	0.86	U
C26 Tricyclic Terpane-22R	0.86	U	Tetrakishomohopane-22R	0.86	U
C28 Tricyclic Terpane-22S	0.86	U	Pentakishomohopane-22S	0.86	U
C28 Tricyclic Terpane-22R	0.86	U	Pentakishomohopane-22R	0.86	U
C29 Tricyclic Terpane-22S	0.86	U	13b(H),17a(H)-20S-Diacholestane	0.31	U
C29 Tricyclic Terpane-22R	0.86	U	13b(H),17a(H)-20R-Diacholestane	0.31	U
18a-22,29,30-Trisnorneohopane-TS	0.86	U	13b,17a-20S-Methyldiacholestane	0.31	U
C30 Tricyclic Terpane-22S	0.86	U	14a(H),17a(H)-20S-Cholestane	0.31	U
C30 Tricyclic Terpane-22R	0.86	U	14a(H),17a(H)-20R-Cholestane	0.31	U
17a(H)-22,29,30-Trisnorhopane-TM	0.86	U	13b,17a-20R-Ethyldiacholestane	0.31	U
17a/b,21b/a 28,30-Bisnorhopane	0.86	U	13a,17b-20S-Ethyldiacholestane	0.31	U
17a(H),21b(H)-25-Norhopane	0.86	U	14a,17a-20S-Methylcholestane	0.31	U
30-Norhopane	0.86	U	14a,17a-20R-Methylcholestane	0.31	U
18a(H)-30-Norneohopane-C29Ts	0.86	U	14a(H),17a(H)-20S-Ethylcholestane	0.31	U
17a(H)-Diahopane	0.86	U	14a(H),17a(H)-20R-Ethylcholestane	0.31	U
30-Normoretane	0.86	U	14b(H),17b(H)-20R-Cholestane	0.31	U
18a(H)&18b(H)-Oleananes	0.86	U	14b(H),17b(H)-20S-Cholestane	0.31	U
Hopane	**2.6**		14b,17b-20R-Methylcholestane	0.31	U
Moretane	0.86	U	14b,17b-20S-Methylcholestane	0.31	U
30-Homohopane-22S	0.86	U	14b(H),17b(H)-20R-Ethylcholestane	0.31	U
30-Homohopane-22R	0.86	U	14b(H),17b(H)-20S-Ethylcholestane	0.31	U

Surrogate	% Recovery		Acceptance Range (%)
5B(H)Cholane	91	E	50-130

N/A - Not Applicable
E - Estimated value, exceeds the upper limit of calibration.
U - The analyte was analyzed for but not detected at the sample specific level reported.

320 Forbes Blvd, Mansfield, MA 02048, (508) 822-9300, Fax (508) 822-3288

Quantitation Report (QT Reviewed)

Data Path : O:\FORENSICS\DATA\PAH2\2008\FEB 2008\FEB01\
Data File : A28370.D
Acq On : 2 Feb 2008 1:25 pm
Operator : AC
Sample : 0710062-01d
Misc : 1x
ALS Vial : 16 Sample Multiplier: 1

2/4/08

Quant Time: Feb 04 11:15:53 2008
Quant Method : O:\FORENSICS\METHODS\PAH2\FEB08\BIO20201.M
Quant Title : Decalins & Alkylated PAH's
QLast Update : Sat Feb 02 11:37:55 2008
Response via : Initial Calibration

Internal Standards	R.T.	QIon	Response	Conc Units	Dev(Min)
1) Chrysene-d12	42.68	240	40711	500.00 ng/mL	0.00

System Monitoring Compounds

36) 5B(H)Cholane - Surr	43.32	217	204000	12748.92 ng/ml	0.00

Spiked Amount 1000.000 Range 50 - 130 Recovery = 1274.89%#

Target Compounds					Qvalue
2) 17a(H),21B(H)-hopane - C30	51.52	191	445m	13.04 ng/mL	
3) Hopane (T19)	51.52	191	445m	13.04 ng/mL	

(#) = qualifier out of range (m) = manual integration (+) = signals summed

Quantitation Report (QT Reviewed)

Data Path : O:\FORENSICS\DATA\PAH2\2008\FEB 2008\FEB01\
Data File : A28370.D
Acq On : 2 Feb 2008 1:25 pm
Operator : AC
Sample : 0710062-01d
Misc : 1x
ALS Vial : 16 Sample Multiplier: 1

Quant Time: Feb 04 11:15:53 2008
Quant Method : O:\FORENSICS\METHODS\PAH2\FEB08\BIO20201.M
Quant Title : Decalins & Alkylated PAH's
QLast Update : Sat Feb 02 11:37:55 2008
Response via : Initial Calibration

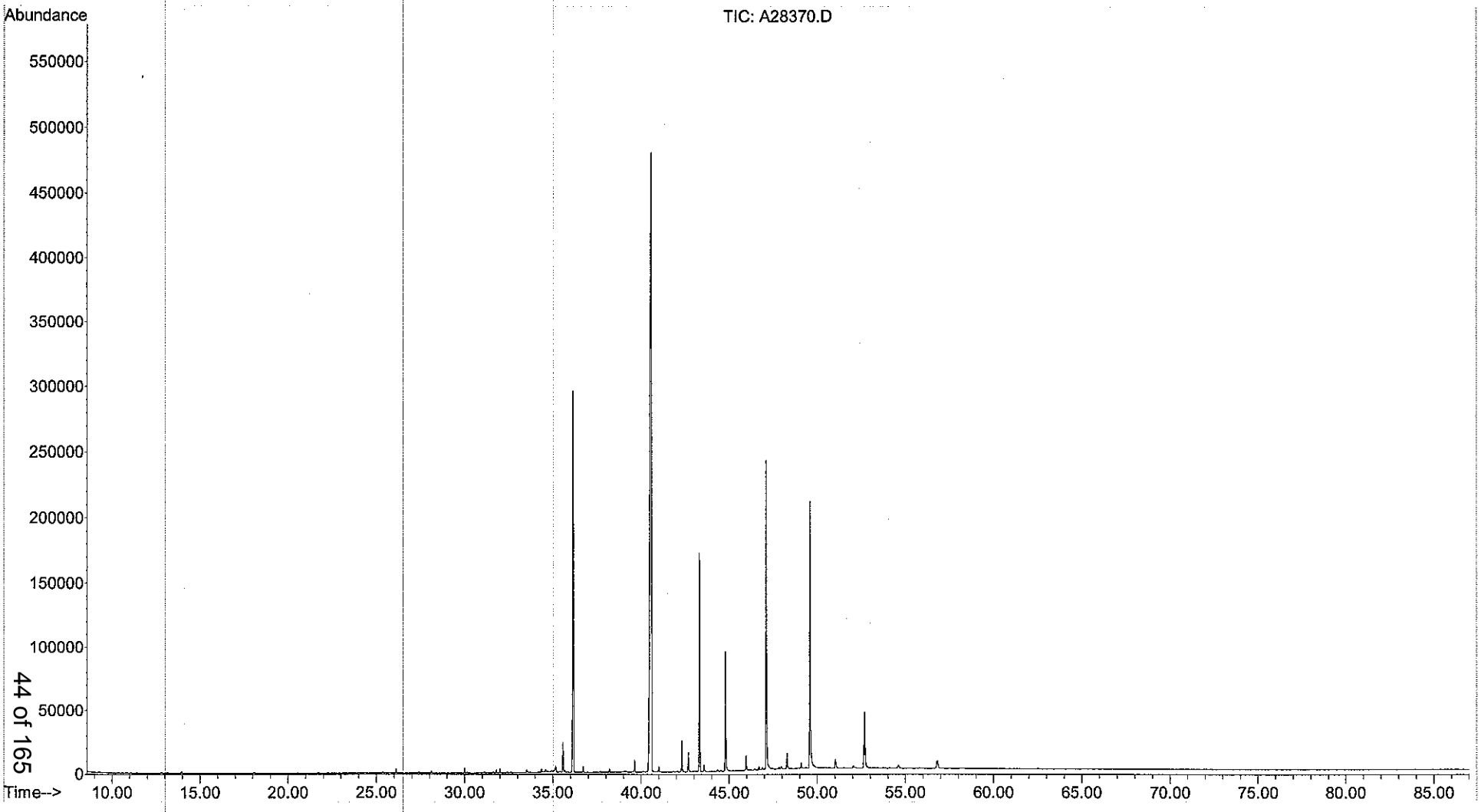

Form I
Duplicate
Alkylated Polynuclear Aromatic Hydrocarbons

Client: **NewFields**
Project: **PSANDS-Former Clifton MGP Site**
Client ID: **GPESB-6WA (13.5-14.5')**
Case: **N/A** SDG: **N/A**
Matrix: **Soil**

Lab Code: **MA00030**
ETR: **0710062**
Lab ID: **0710062-01E D**
Associated Blank: **SS101607B13**
Concentration Units: **µg/Kg**

Date Collected	Date Received	Date Extracted	Date Analyzed	Percent Solid	Sample Amount (g)	Final Volume (ml)	Dilution Factor	Analyst
10/03/07	10/06/07	10/16/07	02/01/08	71.8	10.03	5.56	20	SEO

Parameter	Result		Parameter	Result	
Naphthalene	**76000**		Fluoranthene	10	U
C1-Naphthalenes	27	U	Pyrene	12	U
C2-Naphthalenes	27	U	C1-Fluoranthenes/Pyrenes	12	U
C3-Naphthalenes	27	U	C2-Fluoranthenes/Pyrenes	12	U
C4-Naphthalenes	27	U	C3-Fluoranthenes/Pyrenes	12	U
Biphenyl	9.7	U	C4-Fluoranthenes/Pyrenes	12	U
Dibenzofuran	9.7	U	Naphthobenzothiophenes	6.6	U
Acenaphthylene	22	U	C1-Naphthobenzothiophenes	6.6	U
Acenaphthene	**11000**		C2-Naphthobenzothiophenes	6.6	U
Fluorene	12	U	C3-Naphthobenzothiophenes	6.6	U
C1-Fluorenes	12	U	C4-Naphthobenzothiophenes	6.6	U
C2-Fluorenes	12	U	Benz[a]anthracene	11	U
C3-Fluorenes	12	U	Chrysene/Triphenylene	11	U
Anthracene	12	U	C1-Chrysenes	11	U
Phenanthrene	**13000**		C2-Chrysenes	11	U
C1-Phenanthrenes/Anthracenes	28	U	C3-Chrysenes	11	U
C2-Phenanthrenes/Anthracenes	28	U	C4-Chrysenes	11	U
C3-Phenanthrenes/Anthracenes	28	U	Benzo[b]fluoranthene	11	U
C4-Phenanthrenes/Anthracenes	28	U	Benzo[k]fluoranthene	11	U
Retene	**16000**		Benzo[a]fluoranthene	11	U
Dibenzothiophene	4.8	U	Benzo[e]pyrene	14	U
C1-Dibenzothiophenes	4.8	U	Benzo[a]pyrene	7.1	U
C2-Dibenzothiophenes	4.8	U	Perylene	15	U
C3-Dibenzothiophenes	4.8	U	Indeno[1,2,3-cd]pyrene	9.4	U
C4-Dibenzothiophenes	4.8	U	Dibenz[a,h]anthracene	6.0	U
Benzo(b)fluorene	8.3	U	Benzo[g,h,i]perylene	13	U

Surrogate	% Recovery	Acceptance Range (%)
2-Methylnaphthalene-d10	104	50-130
Pyrene-d10	126	50-130
Benzo[b]fluoranthene-d12	117	50-130

N/A - Not Applicable
U - The analyte was analyzed for but not detected at the sample specific level reported.

320 Forbes Blvd, Mansfield, MA 02048, (508) 822-9300, Fax (508) 822-3288

Quantitation Report (QT Reviewed)

Data Path : O:\Forensics\Data\PAH1\JAN08\JAN29\
Data File : A19318.D
Acq On : 1 Feb 2008 1:45 am
Operator : ac
Sample : 0710062-01D-RE
Misc : 20X
ALS Vial : 36 Sample Multiplier: 1

2/4/08

Quant Time: Feb 02 05:46:00 2008
Quant Method : C:\MSDCHEM\1\METHODS\PAH10107.M
Quant Title : Decalins & Alkylated PAH's
QLast Update : Tue Jan 15 19:22:48 2008
Response via : Initial Calibration

Internal Standards	R.T.	QIon	Response	Conc Units	Dev(Min)
1) Acenaphthene-d10	26.54	164	36224	500.00 ng/mL	-0.02
71) Chrysene-d12	43.01	240	50851	500.00 ng/mL	-0.01
System Monitoring Compounds					
13) 2-Methylnaphthalene-d10	22.22	152	16751	187.55 ng/mL	-0.02
Spiked Amount 1000.000	Range 50 - 130		Recovery = 18.76%#		
57) Pyrene-d10	38.10	212	24119	226.53 ng/mL	-0.01
Spiked Amount 1000.000	Range 50 - 130		Recovery = 22.65%#		
80) Benzo[b]fluoranthene-d12	46.93	264	23129	211.22 ng/mL	0.00
Spiked Amount 1000.000	Range 50 - 130		Recovery = 21.12%#		
124) 5B(H)Cholane - Surr	43.65	217	5062	214.58 ng/ml	-0.01
Spiked Amount 1000.000	Range 50 - 130		Recovery = 21.46%#		
Target Compounds					Qvalue
8) Naphthalene	19.64	128	780458	4940.39 ng/mL#	100
25) Acenaphthene	26.67	153	71885	729.75 ng/mL	99
40) Phenanthrene	32.51	178	131836	841.90 ng/mL	98
51) Retene	39.51	234	26920	1032.19 ng/mL	95

(#) = qualifier out of range (m) = manual integration (+) = signals summed

Quantitation Report (QT Reviewed)

Data Path : O:\Forensics\Data\PAH1\JAN08\JAN29\
Data File : A19318.D
Acq On : 1 Feb 2008 1:45 am
Operator : ac
Sample : 0710062-01D-RE
Misc : 20X
ALS Vial : 36 Sample Multiplier: 1

Quant Time: Feb 02 05:46:00 2008
Quant Method : C:\MSDCHEM\1\METHODS\PAH10107.M
Quant Title : Decalins & Alkylated PAH's
QLast Update : Tue Jan 15 19:22:48 2008
Response via : Initial Calibration

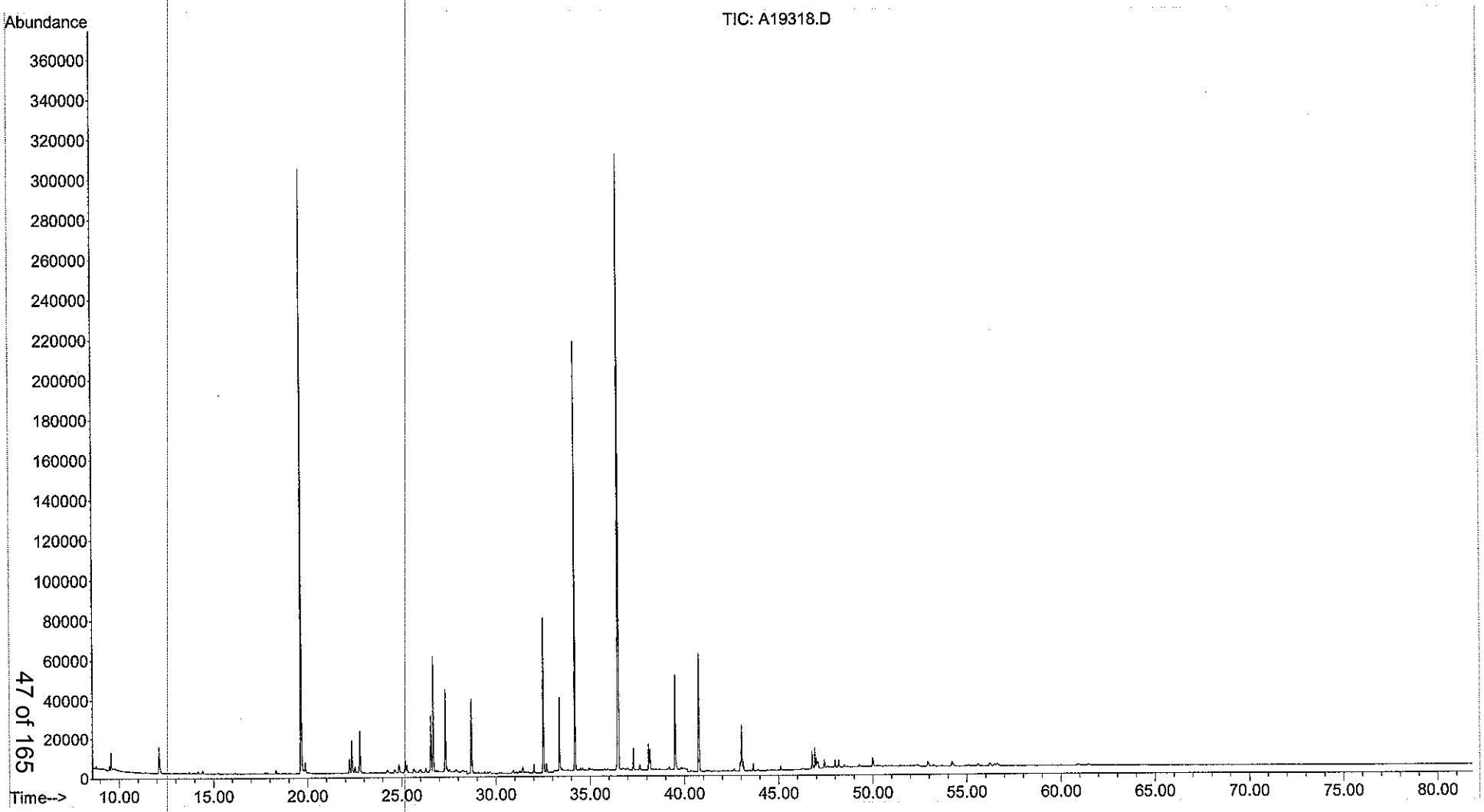

Duplicate
Alkylated Polynuclear Aromatic Hydrocarbons

Client: **NewFields**
Project: **PSANDS-Former Clifton MGP Site**
Client ID: **GPESB-6WA (13.5-14.5')**
Case: **N/A** SDG: **N/A**
Matrix: **Soil**

Lab Code: **MA00030**
ETR: **0710062**
Lab ID: **0710062-01**
Associated Blank: **SS101607B13**
Concentration Units: **µg/Kg**

Date Collected	Date Received	Date Extracted	Percent Solid	Analyst
10/03/07	10/06/07	10/16/07	71.8	SEO

Parameter	Sample Result	Duplicate Result	RPD	RPD Limit
Naphthalene	39000 E	49000 E	22	30
C1-Naphthalenes	6600	8300	22	30
C2-Naphthalenes	3000	3300	10	30
C3-Naphthalenes	670	660	2	30
C4-Naphthalenes	100	96	5	30
Biphenyl	200	260	27	30
Dibenzofuran	5800	6300	7	30
Acenaphthylene	170	170	1	30
Acenaphthene	7000	8500 E	19	30
Fluorene	6400	6000	7	30
C1-Fluorenes	440	380	15	30
C2-Fluorenes	93	81	14	30
C3-Fluorenes	230	190	18	30
Anthracene	1100	760	39[a]	30
Phenanthrene	11000 E	9900 E	9	30
C1-Phenanthrenes/Anthracenes	720	620	16	30
C2-Phenanthrenes/Anthracenes	240	240	2	30
C3-Phenanthrenes/Anthracenes	190	860	126[a]	30
C4-Phenanthrenes/Anthracenes	320	2400	153[a]	30
Retene	1700	14000 E	157[a]	30
Dibenzothiophene	970	820	17	30
C1-Dibenzothiophenes	72	61	17	30
C2-Dibenzothiophenes	38	49	26	30
C3-Dibenzothiophenes	23	27	16	30
C4-Dibenzothiophenes	17	24	37[a]	30
Benzo(b)fluorene	240	190	24	30
Fluoranthene	2800	2200	25	30
Pyrene	2400	1800	29	30
C1-Fluoranthenes/Pyrenes	970	840	15	30
C2-Fluoranthenes/Pyrenes	310	270	12	30
C3-Fluoranthenes/Pyrenes	120	110	9	30
C4-Fluoranthenes/Pyrenes	95	85	12	30
Naphthobenzothiophenes	160	130	20	30
C1-Naphthobenzothiophenes	77	69	11	30
C2-Naphthobenzothiophenes	36	34	6	30

N/A - Not Applicable
[a] - Value outside of QC Limits.
E - Estimated value, exceeds the upper limit of calibration.

320 Forbes Blvd, Mansfield, MA 02048, (508) 822-9300, Fax (508) 822-3288

Duplicate
Alkylated Polynuclear Aromatic Hydrocarbons

Client: **NewFields**
Project: **PSANDS-Former Clifton MGP Site**
Client ID: **GPESB-6WA (13.5-14.5')**
Case: **N/A** SDG: **N/A**
Matrix: **Soil**

Lab Code: **MA00030**
ETR: **0710062**
Lab ID: **0710062-01**
Associated Blank: **SS101607B13**
Concentration Units: **µg/Kg**

Date Collected	Date Received	Date Extracted	Percent Solid	Analyst
10/03/07	10/06/07	10/16/07	71.8	SEO

Parameter	Sample Result	Duplicate Result	RPD	RPD Limit
C3-Naphthobenzothiophenes	**28**	**25**	9	30
C4-Naphthobenzothiophenes	**12**	**15**	18	30
Benz[a]anthracene	**1100**	**880**	21	30
Chrysene/Triphenylene	**1100**	**940**	15	30
C1-Chrysenes	**350**	**330**	7	30
C2-Chrysenes	**140**	**140**	2	30
C3-Chrysenes	**110**	**110**	2	30
C4-Chrysenes	**56**	**70**	22	30
Benzo[b]fluoranthene	**1400**	**1000**	28	30
Benzo[k]fluoranthene	**1100**	**970**	10	30
Benzo[a]fluoranthene	**180**	**130**	31[a]	30
Benzo[e]pyrene	**940**	**780**	19	30
Benzo[a]pyrene	**1100**	**800**	35[a]	30
Perylene	**360**	**270**	30	30
Indeno[1,2,3-cd]pyrene	**1200**	**960**	20	30
Dibenz[a,h]anthracene	**230**	**190**	19	30
Benzo[g,h,i]perylene	**910**	**730**	22	30

Surrogate	% Recovery		Acceptance Range (%)
2-Methylnaphthalene-d10	92	88	50-130
Pyrene-d10	115	111	50-130
Benzo[b]fluoranthene-d12	103	103	50-130

N/A - Not Applicable
[a] - Value outside of QC Limits.

Concentrations reported as calculated values, which includes rounding for significant figures. RPD values are reported based on the unrounded calculated result.

320 Forbes Blvd, Mansfield, MA 02048, (508) 822-9300, Fax (508) 822-3288

Duplicate
Steranes and Triterpanes

Client: **NewFields**
Project: **PSANDS-Former Clifton MGP Site**
Client ID: **GPESB-6WA (13.5-14.5')**
Case: **N/A** SDG: **N/A**
Matrix: **Soil**

Lab Code: **MA00030**
ETR: **0710062**
Lab ID: **0710062-01**
Associated Blank: **SS020108B05**
Concentration Units: **µg/Kg**

Date Collected	Date Received	Date Extracted	Percent Solid	Analyst
10/03/07	10/06/07	10/16/07	71.8	AC

Parameter	Sample Result	Duplicate Result	RPD	RPD Limit
C23 Tricyclic Terpane	0.86 U	0.86 U	N/A	30
C24 Tricyclic Terpane	0.86 U	0.86 U	N/A	30
C25 Tricyclic Terpane	0.86 U	0.86 U	N/A	30
C24 Tetracyclic Terpane	0.86 U	0.86 U	N/A	30
C26 Tricyclic Terpane-22S	0.86 U	0.86 U	N/A	30
C26 Tricyclic Terpane-22R	0.86 U	0.86 U	N/A	30
C28 Tricyclic Terpane-22S	0.86 U	0.86 U	N/A	30
C28 Tricyclic Terpane-22R	0.86 U	0.86 U	N/A	30
C29 Tricyclic Terpane-22S	0.86 U	0.86 U	N/A	30
C29 Tricyclic Terpane-22R	0.86 U	0.86 U	N/A	30
18a-22,29,30-Trisnorneohopane-TS	0.86 U	0.86 U	N/A	30
C30 Tricyclic Terpane-22S	0.86 U	0.86 U	N/A	30
C30 Tricyclic Terpane-22R	0.86 U	0.86 U	N/A	30
17a(H)-22,29,30-Trisnorhopane-TM	0.86 U	0.86 U	N/A	30
17a/b,21b/a 28,30-Bisnorhopane	0.86 U	0.86 U	N/A	30
17a(H),21b(H)-25-Norhopane	0.86 U	0.86 U	N/A	30
30-Norhopane	0.86 U	0.86 U	N/A	30
18a(H)-30-Norneohopane-C29Ts	0.86 U	0.86 U	N/A	30
17a(H)-Diahopane	0.86 U	0.86 U	N/A	30
30-Normoretane	0.86 U	0.86 U	N/A	30
18a(H)&18b(H)-Oleananes	0.86 U	0.86 U	N/A	30
Hopane	**2.4**	**2.6**	7	30
Moretane	0.86 U	0.86 U	N/A	30
30-Homohopane-22S	0.86 U	0.86 U	N/A	30
30-Homohopane-22R	0.86 U	0.86 U	N/A	30
30,31-Bishomohopane-22S	0.86 U	0.86 U	N/A	30
30,31-Bishomohopane-22R	0.86 U	0.86 U	N/A	30
30,31-Trishomohopane-22S	0.86 U	0.86 U	N/A	30
30,31-Trishomohopane-22R	0.86 U	0.86 U	N/A	30
Tetrakishomohopane-22S	0.86 U	0.86 U	N/A	30
Tetrakishomohopane-22R	0.86 U	0.86 U	N/A	30
Pentakishomohopane-22S	0.86 U	0.86 U	N/A	30
Pentakishomohopane-22R	0.86 U	0.86 U	N/A	30
13b(H),17a(H)-20S-Diacholestane	0.31 U	0.31 U	N/A	30
13b(H),17a(H)-20R-Diacholestane	0.31 U	0.31 U	N/A	30

N/A - Not Applicable
U - The analyte was analyzed for but not detected at the sample specific level reported.

320 Forbes Blvd, Mansfield, MA 02048, (508) 822-9300, Fax (508) 822-3288

Duplicate
Steranes and Triterpanes

Client: **NewFields**
Project: **PSANDS-Former Clifton MGP Site**
Client ID: **GPESB-6WA (13.5-14.5')**
Case: **N/A** SDG: **N/A**
Matrix: **Soil**

Lab Code: **MA00030**
ETR: **0710062**
Lab ID: **0710062-01**
Associated Blank: **SS020108B05**
Concentration Units: **µg/Kg**

Date Collected	Date Received	Date Extracted	Percent Solid	Analyst
10/03/07	10/06/07	10/16/07	71.8	AC

Parameter	Sample Result	Duplicate Result	RPD	RPD Limit
13b,17a-20S-Methyldiacholestane	0.31 U	0.31 U	N/A	30
14a(H),17a(H)-20S-Cholestane	0.31 U	0.31 U	N/A	30
14a(H),17a(H)-20R-Cholestane	0.31 U	0.31 U	N/A	30
13b,17a-20R-Ethyldiacholestane	0.31 U	0.31 U	N/A	30
13a,17b-20S-Ethyldiacholestane	0.31 U	0.31 U	N/A	30
14a,17a-20S-Methylcholestane	0.31 U	0.31 U	N/A	30
14a,17a-20R-Methylcholestane	0.31 U	0.31 U	N/A	30
14a(H),17a(H)-20S-Ethylcholestane	0.31 U	0.31 U	N/A	30
14a(H),17a(H)-20R-Ethylcholestane	0.31 U	0.31 U	N/A	30
14b(H),17b(H)-20R-Cholestane	0.31 U	0.31 U	N/A	30
14b(H),17b(H)-20S-Cholestane	0.31 U	0.31 U	N/A	30
14b,17b-20R-Methylcholestane	0.31 U	0.31 U	N/A	30
14b,17b-20S-Methylcholestane	0.31 U	0.31 U	N/A	30
14b(H),17b(H)-20R-Ethylcholestane	0.31 U	0.31 U	N/A	30
14b(H),17b(H)-20S-Ethylcholestane	0.31 U	0.31 U	N/A	30

Surrogate	% Recovery				Acceptance Range (%)
5B(H)Cholane	100	E	91	E	50-130

N/A - Not Applicable
E - Estimated value, exceeds the upper limit of calibration.
U - The analyte was analyzed for but not detected at the sample specific level reported.

Concentrations reported as calculated values, which includes rounding for significant figures. RPD values are reported based on the unrounded calculated result.

320 Forbes Blvd, Mansfield, MA 02048, (508) 822-9300, Fax (508) 822-3288

Duplicate
Alkylated Polynuclear Aromatic Hydrocarbons

Client: **NewFields**
Project: **PSANDS-Former Clifton MGP Site**
Client ID: **GPESB-6WA (13.5-14.5')**
Case: **N/A** SDG: **N/A**
Matrix: **Soil**

Lab Code: **MA00030**
ETR: **0710062**
Lab ID: **0710062-01E**
Associated Blank: **SS101607B13**
Concentration Units: **µg/Kg**

Date Collected	Date Received	Date Extracted	Percent Solid	Analyst
10/03/07	10/06/07	10/16/07	71.8	SEO

Parameter	Sample Result	Duplicate Result	RPD	RPD Limit
Naphthalene	**74000**	**76000**	3	30
C1-Naphthalenes	27 U	27 U	N/A	30
C2-Naphthalenes	27 U	27 U	N/A	30
C3-Naphthalenes	27 U	27 U	N/A	30
C4-Naphthalenes	27 U	27 U	N/A	30
Biphenyl	9.8 U	9.7 U	N/A	30
Dibenzofuran	9.8 U	9.7 U	N/A	30
Acenaphthylene	22 U	22 U	N/A	30
Acenaphthene	**11000**	**11000**	1	30
Fluorene	13 U	12 U	N/A	30
C1-Fluorenes	13 U	12 U	N/A	30
C2-Fluorenes	13 U	12 U	N/A	30
C3-Fluorenes	13 U	12 U	N/A	30
Anthracene	13 U	12 U	N/A	30
Phenanthrene	**18000**	**13000**	30	30
C1-Phenanthrenes/Anthracenes	28 U	28 U	N/A	30
C2-Phenanthrenes/Anthracenes	28 U	28 U	N/A	30
C3-Phenanthrenes/Anthracenes	28 U	28 U	N/A	30
C4-Phenanthrenes/Anthracenes	28 U	28 U	N/A	30
Retene	**2300**	**16000**	150[a]	30
Dibenzothiophene	4.8 U	4.8 U	N/A	30
C1-Dibenzothiophenes	4.8 U	4.8 U	N/A	30
C2-Dibenzothiophenes	4.8 U	4.8 U	N/A	30
C3-Dibenzothiophenes	4.8 U	4.8 U	N/A	30
C4-Dibenzothiophenes	4.8 U	4.8 U	N/A	30
Benzo(b)fluorene	8.4 U	8.3 U	N/A	30
Fluoranthene	10 U	10 U	N/A	30
Pyrene	12 U	12 U	N/A	30
C1-Fluoranthenes/Pyrenes	12 U	12 U	N/A	30
C2-Fluoranthenes/Pyrenes	12 U	12 U	N/A	30
C3-Fluoranthenes/Pyrenes	12 U	12 U	N/A	30
C4-Fluoranthenes/Pyrenes	12 U	12 U	N/A	30
Naphthobenzothiophenes	6.7 U	6.6 U	N/A	30
C1-Naphthobenzothiophenes	6.7 U	6.6 U	N/A	30
C2-Naphthobenzothiophenes	6.7 U	6.6 U	N/A	30

N/A - Not Applicable
[a] - Value outside of QC Limits.
U - The analyte was analyzed for but not detected at the sample specific level reported.

320 Forbes Blvd, Mansfield, MA 02048, (508) 822-9300, Fax (508) 822-3288

Duplicate
Alkylated Polynuclear Aromatic Hydrocarbons

Client: **NewFields**
Project: **PSANDS-Former Clifton MGP Site**
Client ID: **GPESB-6WA (13.5-14.5')**
Case: **N/A** SDG: **N/A**
Matrix: **Soil**

Lab Code: **MA00030**
ETR: **0710062**
Lab ID: **0710062-01E**
Associated Blank: **SS101607B13**
Concentration Units: **µg/Kg**

Date Collected	Date Received	Date Extracted	Percent Solid	Analyst
10/03/07	10/06/07	10/16/07	71.8	SEO

Parameter	Sample Result	Duplicate Result	RPD	RPD Limit
C3-Naphthobenzothiophenes	6.7 U	6.6 U	N/A	30
C4-Naphthobenzothiophenes	6.7 U	6.6 U	N/A	30
Benz[a]anthracene	11 U	11 U	N/A	30
Chrysene/Triphenylene	12 U	11 U	N/A	30
C1-Chrysenes	12 U	11 U	N/A	30
C2-Chrysenes	12 U	11 U	N/A	30
C3-Chrysenes	12 U	11 U	N/A	30
C4-Chrysenes	12 U	11 U	N/A	30
Benzo[b]fluoranthene	11 U	11 U	N/A	30
Benzo[k]fluoranthene	11 U	11 U	N/A	30
Benzo[a]fluoranthene	11 U	11 U	N/A	30
Benzo[e]pyrene	14 U	14 U	N/A	30
Benzo[a]pyrene	7.1 U	7.1 U	N/A	30
Perylene	16 U	15 U	N/A	30
Indeno[1,2,3-cd]pyrene	9.4 U	9.4 U	N/A	30
Dibenz[a,h]anthracene	6.0 U	6.0 U	N/A	30
Benzo[g,h,i]perylene	13 U	13 U	N/A	30

Surrogate	% Recovery			Acceptance Range (%)
2-Methylnaphthalene-d10	136	§	104	50-130
Pyrene-d10	158	§	126	50-130
Benzo[b]fluoranthene-d12	151	§	117	50-130

N/A - Not Applicable
§ - Surrogate value outside of acceptable range.
U - The analyte was analyzed for but not detected at the sample specific level reported.

Concentrations reported as calculated values, which includes rounding for significant figures. RPD values are reported based on the unrounded calculated result.

320 Forbes Blvd, Mansfield, MA 02048, (508) 822-9300, Fax (508) 822-3288

Form I
Alkylated Polynuclear Aromatic Hydrocarbons

Client: **NewFields**
Project: **PSANDS-Former Clifton MGP Site**
Client ID: **GPESB-7A (15-16')**
Case: **N/A** SDG: **N/A**
Matrix: **Soil**

Lab Code: **MA00030**
ETR: **0710062**
Lab ID: **0710062-02**
Associated Blank: **SS101607B13**
Concentration Units: **µg/Kg**

Date Collected	Date Received	Date Extracted	Date Analyzed	Percent Solid	Sample Amount (g)	Final Volume (ml)	Dilution Factor	Analyst
10/03/07	10/06/07	10/16/07	02/01/08	64.8	10.00	8.7	50	SEO

Parameter	Result		Parameter	Result	
Naphthalene	1000000	E	Fluoranthene	250000	
C1-Naphthalenes	150000		Pyrene	190000	
C2-Naphthalenes	37000		C1-Fluoranthenes/Pyrenes	56000	
C3-Naphthalenes	12000		C2-Fluoranthenes/Pyrenes	12000	
C4-Naphthalenes	3300		C3-Fluoranthenes/Pyrenes	5000	
Biphenyl	25000		C4-Fluoranthenes/Pyrenes	3400	
Dibenzofuran	77000		Naphthobenzothiophenes	10000	
Acenaphthylene	19000		C1-Naphthobenzothiophenes	3100	
Acenaphthene	130000		C2-Naphthobenzothiophenes	1200	
Fluorene	75000		C3-Naphthobenzothiophenes	1200	
C1-Fluorenes	9400		C4-Naphthobenzothiophenes	29	U
C2-Fluorenes	3800		Benz[a]anthracene	82000	
C3-Fluorenes	7200		Chrysene/Triphenylene	73000	
Anthracene	77000		C1-Chrysenes	15000	
Phenanthrene	330000		C2-Chrysenes	5200	
C1-Phenanthrenes/Anthracenes	49000		C3-Chrysenes	4600	
C2-Phenanthrenes/Anthracenes	16000		C4-Chrysenes	1800	
C3-Phenanthrenes/Anthracenes	5000		Benzo[b]fluoranthene	58000	
C4-Phenanthrenes/Anthracenes	1600		Benzo[k]fluoranthene	59000	
Retene	3400		Benzo[a]fluoranthene	12000	
Dibenzothiophene	20000		Benzo[e]pyrene	42000	
C1-Dibenzothiophenes	4200		Benzo[a]pyrene	76000	
C2-Dibenzothiophenes	2100		Perylene	23000	
C3-Dibenzothiophenes	1400		Indeno[1,2,3-cd]pyrene	53000	
C4-Dibenzothiophenes	510	J	Dibenz[a,h]anthracene	8200	
Benzo(b)fluorene	19000		Benzo[g,h,i]perylene	42000	

Surrogate	% Recovery	Acceptance Range (%)
2-Methylnaphthalene-d10	84	50-130
Pyrene-d10	97	50-130
Benzo[b]fluoranthene-d12	96	50-130

N/A - Not Applicable
E - Estimated value, exceeds the upper limit of calibration.
J - Estimated value, below quantitation limit.
U - The analyte was analyzed for but not detected at the sample specific level reported.

320 Forbes Blvd, Mansfield, MA 02048, (508) 822-9300, Fax (508) 822-3288

Quantitation Report (QT Reviewed)

Data Path : O:\Forensics\Data\PAH1\JAN08\JAN29\
Data File : A19319.D
Acq On : 1 Feb 2008 3:18 am
Operator : ac
Sample : 0710062-02-~~RE~~
Misc : 50X
ALS Vial : 37 Sample Multiplier: 1

2/2/08

Quant Time: Feb 02 15:29:28 2008
Quant Method : O:\FORENSICS\METHODS\PAH1\JAN08\PAH10107.M
Quant Title : Decalins & Alkylated PAH's
QLast Update : Thu Jan 17 12:42:45 2008
Response via : Initial Calibration

Internal Standards	R.T.	QIon	Response	Conc Units	Dev(Min)
1) Acenaphthene-d10	26.54	164	20932	500.00 ng/mL	-0.01
71) Chrysene-d12	43.01	240	29679	500.00 ng/mL	0.00
System Monitoring Compounds					
13) 2-Methylnaphthalene-d10	22.22	152	1993	38.62 ng/mL	-0.07
Spiked Amount 1000.000	Range 50 - 130		Recovery =	3.86%#	
57) Pyrene-d10	38.10	212	2753	44.75 ng/mL	0.00
Spiked Amount 1000.000	Range 50 - 130		Recovery =	4.47%#	
80) Benzo[b]fluoranthene-d12	46.92	264	2822	44.16 ng/mL	-0.01
Spiked Amount 1000.000	Range 50 - 130		Recovery =	4.42%#	
124) 5B(H)Cholane - Surr	43.65	217	626m	45.47 ng/ml	-0.01
Spiked Amount 1000.000	Range 50 - 130		Recovery =	4.55%#	

Target Compounds					Qvalue
8) Naphthalene	19.64	128	1424176	15601.30 ng/mL#E	100
9) C1-Naphthalenes	22.34	142	203820m	2232.77 ng/mL	
10) C2-Naphthalenes	25.19	156	50386m	551.96 ng/mL	
11) C3-Naphthalenes	27.53	170	16907m	185.21 ng/mL	
12) C4-Naphthalenes	30.31	184	4528m	49.60 ng/mL	
14) 2-Methylnaphthalene	22.34	142	134893	2229.85 ng/mL#	100
15) 1-Methylnaphthalene	22.77	142	64785	1085.92 ng/mL#	100
21) Biphenyl	24.24	154	28405	372.98 ng/mL#	100
22) 2,6-Dimethylnaphthalene	24.86	156	14239	271.16 ng/mL#	100
23) Dibenzofuran	27.31	168	93469	1144.78 ng/mL	92
24) Acenaphthylene	25.94	152	23604	279.06 ng/mL#	100
25) Acenaphthene	26.67	153	111825	1964.53 ng/mL	97
26) 2,3,5-Trimethylnaphthalene	28.23	170	2078	44.48 ng/mL	95
27) Fluorene	28.70	166	71328m	1112.97 ng/mL	
28) C1-Fluorenes	30.93	180	8952m	139.68 ng/mL	
29) C2-Fluorenes	33.01	194	3580m	55.86 ng/mL	
30) C3-Fluorenes	35.76	208	6902m	107.70 ng/mL	
31) Dibenzothiophene	32.02	184	25223	291.59 ng/mL#	76
35) OTP	34.18	198	377m	4.36 ng/mL	
36) C1-Dibenzothiophenes	34.11	198	5839m	67.50 ng/mL	
37) C2-Dibenzothiophenes	36.28	212	2750m	31.79 ng/mL	
38) C3-Dibenzothiophenes	37.76	226	1859m	21.49 ng/mL	
39) C4-Dibenzothiophenes	40.76	240	655m	7.57 ng/mL	
~~40) Phenanthrene~~	~~32.51~~	~~178~~	~~446506~~	~~4934.45 ng/mL~~	~~100~~
46) C1-Phenanthrenes/Anthracen	34.58	192	65563m	724.55 ng/mL	
47) C2-Phenanthrenes/Anthracen	36.49	206	24370m	269.32 ng/mL	
48) 5AA IS BKGD	36.49	206	3424m	37.84 ng/mL	
49) C3-Phenanthrenes/Anthracen	38.59	220	6680m	73.82 ng/mL	
50) C4-Phenanthrenes/Anthracen	39.51	234	2230m	24.64 ng/mL	
51) Retene	39.51	234	761	50.50 ng/mL	98
52) Anthracene	32.68	178	87383	1153.05 ng/mL	99
54) 1-Methylphenanthrene	35.01	192	9508	147.23 ng/mL	99
55) Fluoranthene	37.28	202	346063	3730.22 ng/mL	93
56) Benzo(b)fluorene	39.81	216	15443m	284.63 ng/mL	
58) Pyrene	38.16	202	272184	2842.27 ng/mL	97
59) C1-Fluoranthenes/Pyrenes	39.57	216	79402m	829.15 ng/mL	
60) C2-Fluoranthenes/Pyrenes	41.31	230	17244m	180.07 ng/mL	
61) C3-Fluoranthenes/Pyrenes	43.51	244	7137m	74.53 ng/mL	
62) C4-Fluoranthenes/Pyrenes	43.79	258	4816m	50.29 ng/mL	
63) Naphthobenzothiophene	42.02	234	9120	104.10 ng/ml#	50
64) Naphthobenzothiophene-2,1-	42.02	234	9120	104.10 ng/mL#	50
65) Naphthobenzothiophene-1,2-	42.37	234	2224	25.39 ng/mL#	10

Quantitation Report (QT Reviewed)

Data Path : O:\Forensics\Data\PAH1\JAN08\JAN29\
Data File : A19319.D
Acq On : 1 Feb 2008 3:18 am
Operator : ac
Sample : 0710062-02-RE
Misc : 50X
ALS Vial : 37 Sample Multiplier: 1

Quant Time: Feb 02 15:29:28 2008
Quant Method : O:\FORENSICS\METHODS\PAH1\JAN08\PAH10107.M
Quant Title : Decalins & Alkylated PAH's
QLast Update : Thu Jan 17 12:42:45 2008
Response via : Initial Calibration

Internal Standards	R.T.	QIon	Response	Conc Units	Dev(Min)
66) Naphthobenzothiophene-2,3-	42.66	234	2408m	27.49 ng/mL	
67) C1-Naphthobenzothiophenes	43.70	248	3999m	45.65 ng/ml	
68) C2-Naphthobenzothiophenes	45.88	262	1620m	18.49 ng/ml	
69) C3-Naphthobenzothiophenes	46.83	276	1508m	17.21 ng/ml	
72) Benz[a]anthracene	42.95	228	95350m	1227.75 ng/mL	
73) Chrysene	43.11	228	92030m	1086.38 ng/mL	
74) Chrysene/Triphenylene	43.11	228	91550m	1080.71 ng/mL	
75) C1-Chrysenes	44.60	242	18802m	221.95 ng/mL	
76) C2-Chrysenes	46.31	256	6733m	79.48 ng/mL	
77) BBF-d12 Surr BKGD	47.04	256	237	2.80 ng/mL	100
78) C3-Chrysenes	47.34	270	5822m	68.73 ng/mL	
79) C4-Chrysenes	49.78	284	2329m	27.49 ng/mL	
81) Benzo[b]fluoranthene	47.00	252	71843	857.22 ng/mL#	20
82) Benzo[k]fluoranthene	47.07	252	78113m	873.56 ng/mL	
83) Benzo[a]fluoranthene	47.38	252	16504m	184.57 ng/mL	
84) Benzo[e]pyrene	47.98	252	52862m	622.15 ng/mL	
85) Benzo[a]pyrene	48.18	252	80656m	1124.85 ng/mL	
86) Perylene	48.48	252	26392m	348.03 ng/mL	
87) Indeno[1,2,3-cd]pyrene	52.91	276	57461m	784.31 ng/mL	
88) Dibenz[a,h]anthracene	52.98	278	9036m	121.92 ng/mL	
89) Benzo[g,h,i]perylene	54.19	276	54138m	629.15 ng/mL	

(#) = qualifier out of range (m) = manual integration (+) = signals summed

Quantitation Report (QT Reviewed)

Data Path : O:\Forensics\Data\PAH1\JAN08\JAN29\
Data File : A19319.D
Acq On : 1 Feb 2008 3:18 am
Operator : ac
Sample : 0710062-02-RE
Misc : 50X
ALS Vial : 37 Sample Multiplier: 1

Quant Time: Feb 02 15:29:28 2008
Quant Method : O:\FORENSICS\METHODS\PAH1\JAN08\PAH10107.M
Quant Title : Decalins & Alkylated PAH's
QLast Update : Thu Jan 17 12:42:45 2008
Response via : Initial Calibration

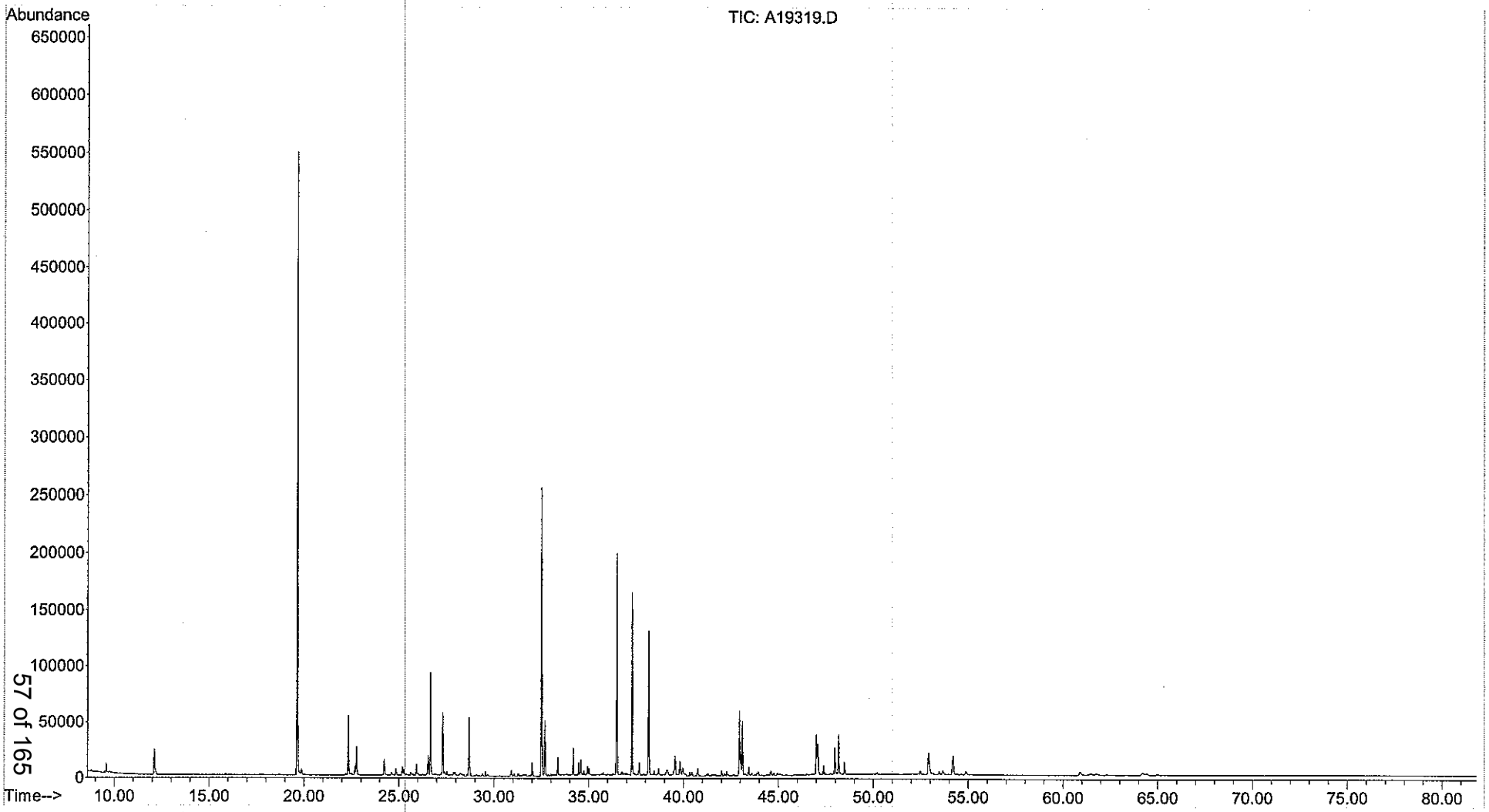

Form I
Steranes and Triterpanes

Client: **NewFields**
Project: **PSANDS-Former Clifton MGP Site**
Client ID: **GPESB-7A (15-16')**
Case: **N/A** SDG: **N/A**
Matrix: **Soil**

Lab Code: **MA00030**
ETR: **0710062**
Lab ID: **0710062-02**
Associated Blank: **SS020108B05**
Concentration Units: **µg/Kg**

Date Collected	Date Received	Date Extracted	Date Analyzed	Percent Solid	Sample Amount (g)	Final Volume (ml)	Dilution Factor	Analyst
10/03/07	10/06/07	10/16/07	02/02/08	64.8	10.00	2.5	1	AC

Parameter	Result		Parameter	Result	
C23 Tricyclic Terpane	**3.0**	J	30,31-Bishomohopane-22S	**17**	
C24 Tricyclic Terpane	**2.7**	J	30,31-Bishomohopane-22R	1.7	U
C25 Tricyclic Terpane	1.7	U	30,31-Trishomohopane-22S	1.7	U
C24 Tetracyclic Terpane	1.7	U	30,31-Trishomohopane-22R	1.7	U
C26 Tricyclic Terpane-22S	1.7	U	Tetrakishomohopane-22S	1.7	U
C26 Tricyclic Terpane-22R	**3.0**	J	Tetrakishomohopane-22R	1.7	U
C28 Tricyclic Terpane-22S	1.7	U	Pentakishomohopane-22S	1.7	U
C28 Tricyclic Terpane-22R	1.7	U	Pentakishomohopane-22R	1.7	U
C29 Tricyclic Terpane-22S	1.7	U	13b(H),17a(H)-20S-Diacholestane	0.59	U
C29 Tricyclic Terpane-22R	1.7	U	13b(H),17a(H)-20R-Diacholestane	0.59	U
18a-22,29,30-Trisnorneohopane-TS	1.7	U	13b,17a-20S-Methyldiacholestane	0.59	U
C30 Tricyclic Terpane-22S	1.7	U	14a(H),17a(H)-20S-Cholestane	0.59	U
C30 Tricyclic Terpane-22R	1.7	U	14a(H),17a(H)-20R-Cholestane	0.59	U
17a(H)-22,29,30-Trisnorhopane-TM	**20**		13b,17a-20R-Ethyldiacholestane	0.59	U
17a/b,21b/a 28,30-Bisnorhopane	1.7	U	13a,17b-20S-Ethyldiacholestane	0.59	U
17a(H),21b(H)-25-Norhopane	1.7	U	14a,17a-20S-Methylcholestane	0.59	U
30-Norhopane	**24**		14a,17a-20R-Methylcholestane	0.59	U
18a(H)-30-Norneohopane-C29Ts	1.7	U	14a(H),17a(H)-20S-Ethylcholestane	0.59	U
17a(H)-Diahopane	1.7	U	14a(H),17a(H)-20R-Ethylcholestane	**2.6**	J
30-Normoretane	**5.7**		14b(H),17b(H)-20R-Cholestane	0.59	U
18a(H)&18b(H)-Oleananes	1.7	U	14b(H),17b(H)-20S-Cholestane	0.59	U
Hopane	**33**		14b,17b-20R-Methylcholestane	0.59	U
Moretane	**9.0**		14b,17b-20S-Methylcholestane	0.59	U
30-Homohopane-22S	**9.0**		14b(H),17b(H)-20R-Ethylcholestane	**3.2**	J
30-Homohopane-22R	**9.0**		14b(H),17b(H)-20S-Ethylcholestane	**1.5**	J

Surrogate	% Recovery	Acceptance Range (%)
5B(H)Cholane	83	50-130

N/A - Not Applicable
J - Estimated value, below quantitation limit.
U - The analyte was analyzed for but not detected at the sample specific level reported.

320 Forbes Blvd, Mansfield, MA 02048, (508) 822-9300, Fax (508) 822-3288

Quantitation Report (QT Reviewed)

Data Path : O:\FORENSICS\DATA\PAH2\2008\FEB 2008\FEB01\
Data File : A28371.D
Acq On : 2 Feb 2008 3:05 pm
Operator : AC
Sample : 0710062-02
Misc : 1x
ALS Vial : 17 Sample Multiplier: 1

2/4/08 BO 20mL

Quant Time: Feb 04 11:18:14 2008
Quant Method : O:\FORENSICS\METHODS\PAH2\FEB08\BIO20201.M
Quant Title : Decalins & Alkylated PAH's
QLast Update : Sat Feb 02 11:37:55 2008
Response via : Initial Calibration

Internal Standards	R.T.	QIon	Response	Conc Units	Dev(Min)
1) Chrysene-d12	42.68	240	44395	500.00 ng/mL	0.00
System Monitoring Compounds					
36) 5B(H)Cholane - Surr	43.32	217	115778	6635.09 ng/ml	0.00
Spiked Amount 1000.000	Range 50 - 130		Recovery = 663.51%#		
Target Compounds					Qvalue
2) 17a(H),21B(H)-hopane - C30	51.51	191	3079m	82.75 ng/mL	
3) Hopane (T19)	51.51	191	3149m	84.64 ng/mL	
4) C23 Tricyclic Terpane (T4)	40.33	191	285m	7.66 ng/ml	
5) C24 Tricyclic Terpane (T5)	41.06	191	260m	6.99 ng/ml	
9) C26 Tricyclic Terpane-22R	43.86	191	289m	7.77 ng/ml	
17) 17a(H)-22,29,30-Trisnorhop	48.44	191	1932m	51.93 ng/ml	
20) 30-Norhopane (T15)	50.22	191	2280	61.28 ng/ml	100
23) 30-Normoretane (T17)	50.96	191	547	14.70 ng/ml	100
25) Moretane (T20)	52.15	191	869m	23.36 ng/ml	
26) 30-Homohopane-22S (T21)	53.22	191	866m	23.28 ng/ml	
27) 30-Homohopane-22R (T22)	53.42	191	868m	23.33 ng/ml	
28) 30,31-Bishomohopane-22S (T	54.63	191	1663m	44.70 ng/ml	
47) 14a(H),17a(H)-20R-Ethylcho	49.86	217	117m	6.71 ng/ml	
52) 14b(H),17b(H)-20R-Ethylcho	49.24	218	145m	8.31 ng/ml	
53) 14b(H),17b(H)-20S-Ethylcho	49.28	218	69m	3.95 ng/ml	
55) C28,20S-triaromatic steroi	49.79	231	111	6.36 ng/mL	100

(#) = qualifier out of range (m) = manual integration (+) = signals summed

Quantitation Report (QT Reviewed)

Data Path : O:\FORENSICS\DATA\PAH2\2008\FEB 2008\FEB01\
Data File : A28371.D
Acq On : 2 Feb 2008 3:05 pm
Operator : AC
Sample : 0710062-02
Misc : 1x
ALS Vial : 17 Sample Multiplier: 1

Quant Time: Feb 04 11:18:14 2008
Quant Method : O:\FORENSICS\METHODS\PAH2\FEB08\BIO20201.M
Quant Title : Decalins & Alkylated PAH's
QLast Update : Sat Feb 02 11:37:55 2008
Response via : Initial Calibration

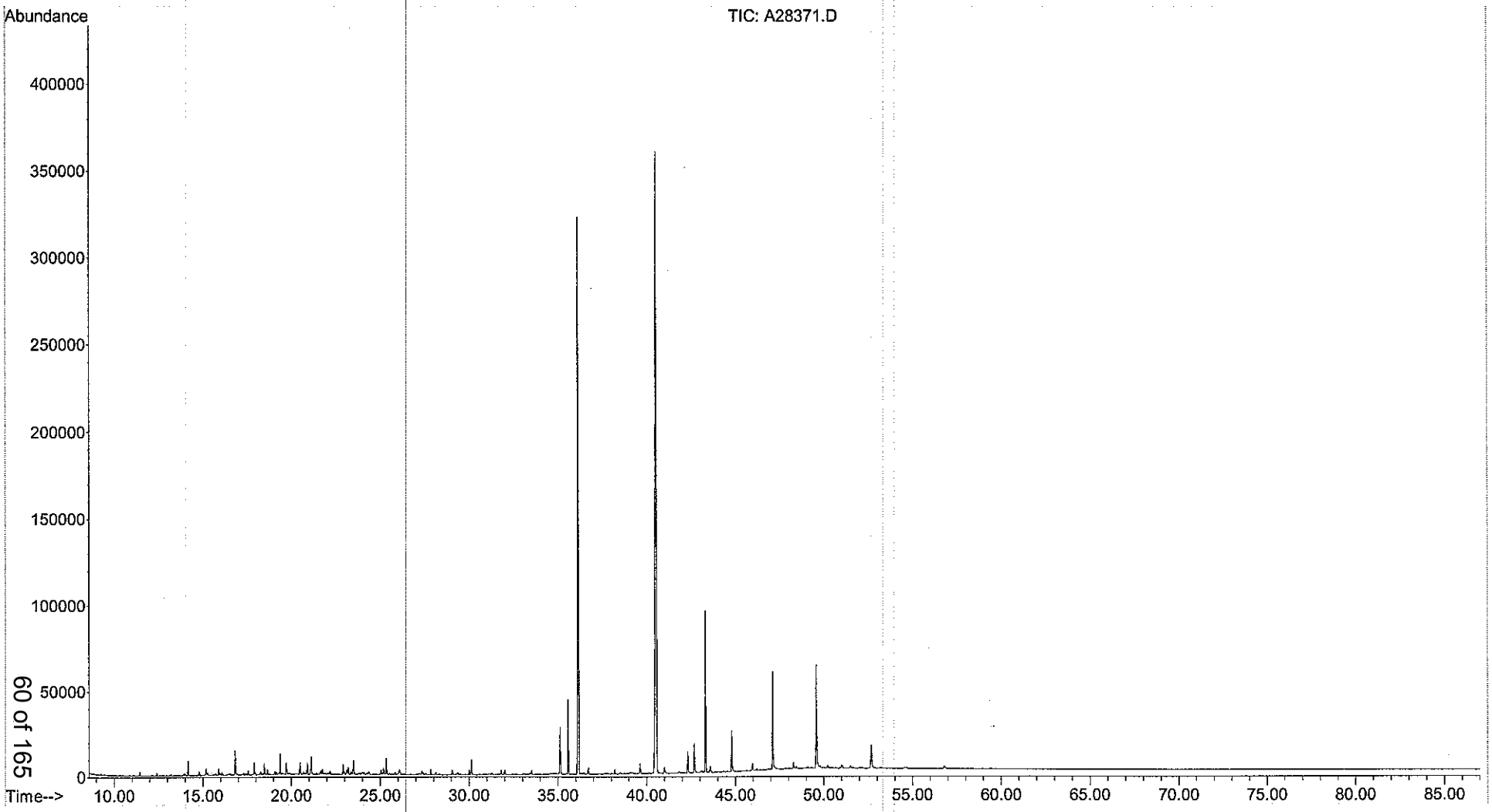

Form I
Alkylated Polynuclear Aromatic Hydrocarbons

Client: **NewFields**
Project: **PSANDS-Former Clifton MGP Site**
Client ID: **GPESB-7A (15-16')**
Case: **N/A** SDG: **N/A**
Matrix: **Soil**

Lab Code: **MA00030**
ETR: **0710062**
Lab ID: **0710062-02E**
Associated Blank: **SS101607B13**
Concentration Units: **µg/Kg**

Date Collected	Date Received	Date Extracted	Date Analyzed	Percent Solid	Sample Amount (g)	Final Volume (ml)	Dilution Factor	Analyst
10/03/07	10/06/07	10/16/07	02/02/08	64.8	10.00	8.7	100	SEO

Parameter	Result		Parameter	Result	
Naphthalene	1100000		Fluoranthene	90	U
C1-Naphthalenes	230	U	Pyrene	100	U
C2-Naphthalenes	230	U	C1-Fluoranthenes/Pyrenes	100	U
C3-Naphthalenes	230	U	C2-Fluoranthenes/Pyrenes	100	U
C4-Naphthalenes	230	U	C3-Fluoranthenes/Pyrenes	100	U
Biphenyl	85	U	C4-Fluoranthenes/Pyrenes	100	U
Dibenzofuran	85	U	Naphthobenzothiophenes	58	U
Acenaphthylene	200	U	C1-Naphthobenzothiophenes	58	U
Acenaphthene	89	U	C2-Naphthobenzothiophenes	58	U
Fluorene	110	U	C3-Naphthobenzothiophenes	58	U
C1-Fluorenes	110	U	C4-Naphthobenzothiophenes	58	U
C2-Fluorenes	110	U	Benz[a]anthracene	94	U
C3-Fluorenes	110	U	Chrysene/Triphenylene	99	U
Anthracene	110	U	C1-Chrysenes	99	U
Phenanthrene	240	U	C2-Chrysenes	99	U
C1-Phenanthrenes/Anthracenes	240	U	C3-Chrysenes	99	U
C2-Phenanthrenes/Anthracenes	240	U	C4-Chrysenes	99	U
C3-Phenanthrenes/Anthracenes	240	U	Benzo[b]fluoranthene	93	U
C4-Phenanthrenes/Anthracenes	240	U	Benzo[k]fluoranthene	94	U
Retene	110	U	Benzo[a]fluoranthene	94	U
Dibenzothiophene	42	U	Benzo[e]pyrene	120	U
C1-Dibenzothiophenes	42	U	Benzo[a]pyrene	62	U
C2-Dibenzothiophenes	42	U	Perylene	130	U
C3-Dibenzothiophenes	42	U	Indeno[1,2,3-cd]pyrene	82	U
C4-Dibenzothiophenes	42	U	Dibenz[a,h]anthracene	52	U
Benzo(b)fluorene	72	U	Benzo[g,h,i]perylene	110	U

Surrogate	% Recovery	Acceptance Range (%)
2-Methylnaphthalene-d10	80	50-130
Pyrene-d10	92	50-130
Benzo[b]fluoranthene-d12	96	50-130

N/A - Not Applicable
U - The analyte was analyzed for but not detected at the sample specific level reported.

320 Forbes Blvd, Mansfield, MA 02048, (508) 822-9300, Fax (508) 822-3288

Quantitation Report (QT Reviewed)

Data Path : O:\Forensics\Data\PAH1\FEB08\FEB02\
Data File : A19335.D
Acq On : 2 Feb 2008 1:14 pm
Operator : SEO
Sample : 0710062-02-RE
Misc : 100X
ALS Vial : 3 Sample Multiplier: 1

2/7/08

Quant Time: Feb 02 15:33:10 2008
Quant Method : O:\FORENSICS\METHODS\PAH1\JAN08\PAH10107.M
Quant Title : Decalins & Alkylated PAH's
QLast Update : Thu Jan 17 12:42:45 2008
Response via : Initial Calibration

Internal Standards	R.T.	QIon	Response	Conc	Units	Dev(Min)
1) Acenaphthene-d10	26.54	164	27046	500.00	ng/mL	-0.01
71) Chrysene-d12	43.01	240	36833	500.00	ng/mL	0.00
System Monitoring Compounds						
13) 2-Methylnaphthalene-d10	22.22	152	1224	18.36	ng/mL	-0.07
Spiked Amount 1000.000	Range 50 - 130		Recovery = 1.84%#			
57) Pyrene-d10	38.10	212	1684	21.18	ng/mL	0.00
Spiked Amount 1000.000	Range 50 - 130		Recovery = 2.12%#			
80) Benzo[b]fluoranthene-d12	46.92	264	1742	21.96	ng/mL	-0.01
Spiked Amount 1000.000	Range 50 - 130		Recovery = 2.20%#			
124) 5B(H)Cholane - Surr	43.63	217	343	20.07	ng/ml	-0.02
Spiked Amount 1000.000	Range 50 - 130		Recovery = 2.01%#			
Target Compounds						Qvalue
8) Naphthalene	19.64	128	938724	7958.71	ng/mL#	100

(#) = qualifier out of range (m) = manual integration (+) = signals summed

Quantitation Report (QT Reviewed)

Data Path : O:\Forensics\Data\PAH1\FEB08\FEB02\
Data File : A19335.D
Acq On : 2 Feb 2008 1:14 pm
Operator : SEO
Sample : 0710062-02-RE
Misc : 100X
ALS Vial : 3 Sample Multiplier: 1

Quant Time: Feb 02 15:33:10 2008
Quant Method : O:\FORENSICS\METHODS\PAH1\JAN08\PAH10107.M
Quant Title : Decalins & Alkylated PAH's
QLast Update : Thu Jan 17 12:42:45 2008
Response via : Initial Calibration

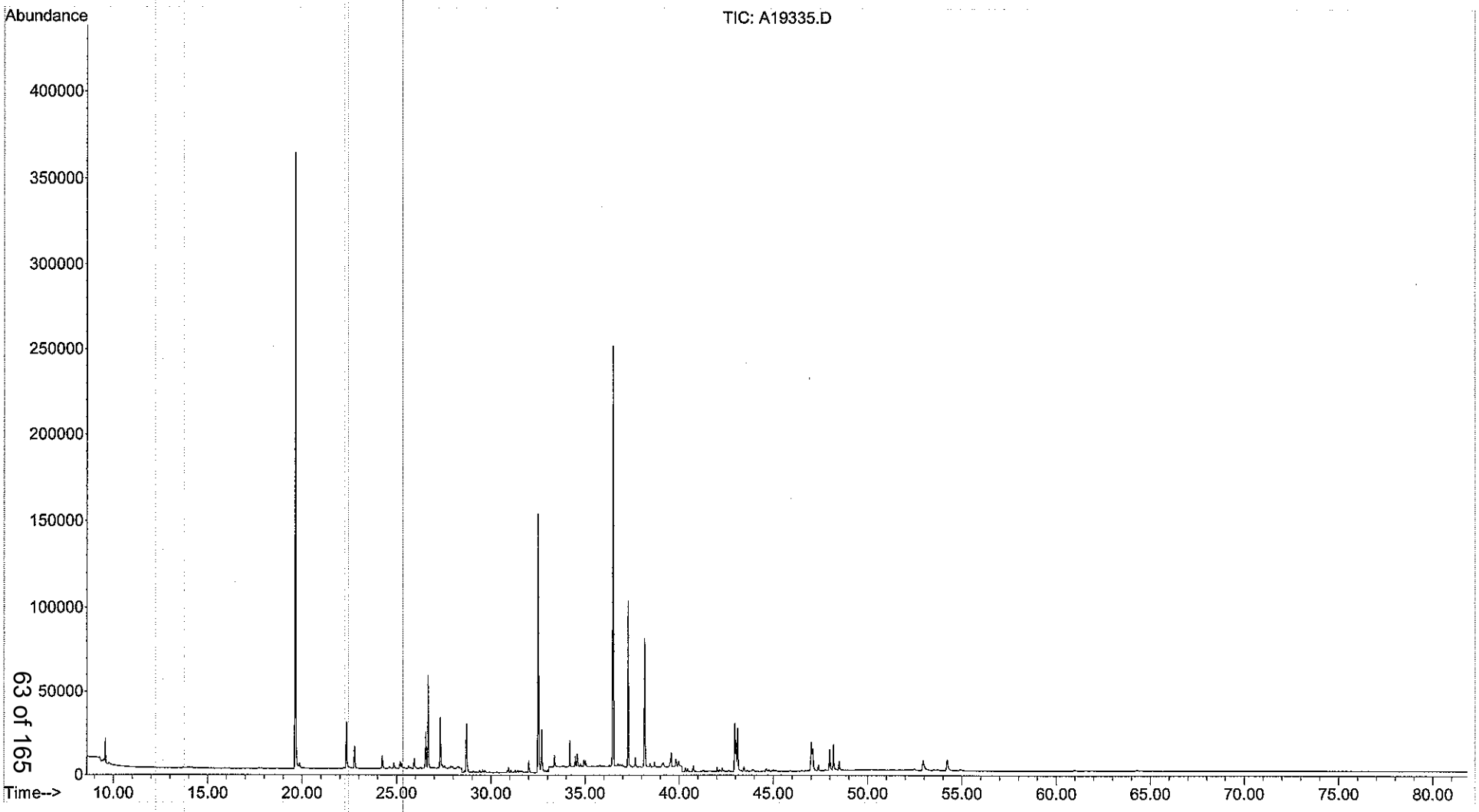

Form I
Alkylated Polynuclear Aromatic Hydrocarbons

Client: **NewFields**
Project: **PSANDS-Former Clifton MGP Site**
Client ID: **Blank**
Case: **N/A** SDG: **N/A**
Matrix: **Soil**

Lab Code: **MA00030**
ETR: **0710062**
Lab ID: **SS101607B13**
Associated Blank: **N/A**
Concentration Units: **µg/Kg**

Date Collected	Date Received	Date Extracted	Date Analyzed	Percent Solid	Sample Amount (g)	Final Volume (ml)	Dilution Factor	Analyst
N/A	N/A	10/16/07	01/31/08	100	30.00	2	1	SEO

Parameter	Result		Parameter	Result	
Naphthalene	**0.60**	J	Fluoranthene	**0.15**	J
C1-Naphthalenes	**1.2**		Pyrene	**0.24**	J
C2-Naphthalenes	**1.9**		C1-Fluoranthenes/Pyrenes	**1.4**	
C3-Naphthalenes	**1.4**		C2-Fluoranthenes/Pyrenes	**1.6**	
C4-Naphthalenes	0.12	U	C3-Fluoranthenes/Pyrenes	0.051	U
Biphenyl	**1.7**		C4-Fluoranthenes/Pyrenes	0.051	U
Dibenzofuran	0.042	U	Naphthobenzothiophenes	**0.15**	J
Acenaphthylene	0.097	U	C1-Naphthobenzothiophenes	**1.1**	
Acenaphthene	0.044	U	C2-Naphthobenzothiophenes	0.029	U
Fluorene	**0.50**	J	C3-Naphthobenzothiophenes	0.029	U
C1-Fluorenes	0.054	U	C4-Naphthobenzothiophenes	0.029	U
C2-Fluorenes	0.054	U	Benz[a]anthracene	0.047	U
C3-Fluorenes	0.054	U	Chrysene/Triphenylene	**0.30**	J
Anthracene	0.054	U	C1-Chrysenes	**0.83**	
Phenanthrene	**0.85**		C2-Chrysenes	0.049	U
C1-Phenanthrenes/Anthracenes	**1.5**		C3-Chrysenes	0.049	U
C2-Phenanthrenes/Anthracenes	**0.99**		C4-Chrysenes	0.049	U
C3-Phenanthrenes/Anthracenes	0.12	U	Benzo[b]fluoranthene	0.046	U
C4-Phenanthrenes/Anthracenes	0.12	U	Benzo[k]fluoranthene	0.047	U
Retene	0.054	U	Benzo[a]fluoranthene	0.047	U
Dibenzothiophene	**0.18**	J	Benzo[e]pyrene	**0.26**	J
C1-Dibenzothiophenes	**0.96**		Benzo[a]pyrene	0.031	U
C2-Dibenzothiophenes	**1.5**		Perylene	0.067	U
C3-Dibenzothiophenes	0.021	U	Indeno[1,2,3-cd]pyrene	0.041	U
C4-Dibenzothiophenes	0.021	U	Dibenz[a,h]anthracene	0.026	U
Benzo(b)fluorene	0.036	U	Benzo[g,h,i]perylene	0.057	U

Surrogate	% Recovery	Acceptance Range (%)
2-Methylnaphthalene-d10	78	50-130
Pyrene-d10	126	50-130
Benzo[b]fluoranthene-d12	119	50-130

N/A - Not Applicable
J - Estimated value, below quantitation limit.
U - The analyte was analyzed for but not detected at the sample specific level reported.

320 Forbes Blvd, Mansfield, MA 02048, (508) 822-9300, Fax (508) 822-3288

Quantitation Report (QT Reviewed)

Data Path : O:\FORENSICS\DATA\PAH1\JAN08\JAN29\
Data File : A19314.D
Acq On : 31 Jan 2008 7:34 pm
Operator : ac
Sample : SS101607B13
Misc : 1X ETR0710062
ALS Vial : 32 Sample Multiplier: 1

Quant Time: Feb 01 19:13:00 2008
Quant Method : C:\MSDCHEM\1\METHODS\PAH10107.M
Quant Title : Decalins & Alkylated PAH's
QLast Update : Tue Jan 15 19:22:48 2008
Response via : Initial Calibration

2/2/08

Internal Standards	R.T.	QIon	Response	Conc Units	Dev(Min)
1) Acenaphthene-d10	26.55	164	6230	500.00 ng/mL	-0.01
71) Chrysene-d12	43.03	240	8954	500.00 ng/mL	0.00
System Monitoring Compounds					
13) 2-Methylnaphthalene-d10	22.25	152	6005	390.93 ng/mL	0.00
Spiked Amount 1000.000	Range 50 - 130		Recovery = 39.09%#		
57) Pyrene-d10	38.11	212	11548	630.65 ng/mL	0.00
Spiked Amount 1000.000	Range 50 - 130		Recovery = 63.06%		
80) Benzo[b]fluoranthene-d12	46.94	264	11444	593.54 ng/mL	0.01
Spiked Amount 1000.000	Range 50 - 130		Recovery = 59.35%		
124) 5B(H)Cholane - Surr	43.65	217	4439	1068.65 ng/ml	-0.01
Spiked Amount 1000.000	Range 50 - 130		Recovery = 106.87%		

Target Compounds					Qvalue
8) Naphthalene	19.68	128	243m	8.94 ng/mL	
9) C1-Naphthalenes	22.38	142	474m	17.45 ng/mL	
10) C2-Naphthalenes	25.24	156	771m	28.38 ng/mL	
11) C3-Naphthalenes	27.55	170	570m	20.98 ng/mL	
14) 2-Methylnaphthalene	22.38	142	117m	6.50 ng/mL	
15) 1-Methylnaphthalene	22.80	142	165m	9.29 ng/mL	
21) Biphenyl	24.26	154	578m	25.50 ng/mL	
27) Fluorene	28.73	166	143m	7.50 ng/mL	
31) Dibenzothiophene	32.04	184	69m	2.68 ng/mL	
35) OTP	34.20	198	1825	70.89 ng/mL#	100
36) C1-Dibenzothiophenes	34.20	198	2194m	85.22 ng/mL	
37) C2-Dibenzothiophenes	36.29	212	566m	21.98 ng/mL	
40) Phenanthrene	32.54	178	343m	12.74 ng/mL	
46) C1-Phenanthrenes/Anthracen	34.93	192	611m	22.69 ng/mL	
47) C2-Phenanthrenes/Anthracen	36.76	206	398m	14.78 ng/mL	
54) 1-Methylphenanthrene	35.04	192	117m	6.09 ng/mL	
55) Fluoranthene	37.30	202	62m	2.25 ng/mL	
58) Pyrene	38.17	202	101m	3.54 ng/mL	
59) C1-Fluoranthenes/Pyrenes	39.58	216	595m	20.88 ng/mL	
60) C2-Fluoranthenes/Pyrenes	42.06	230	696m	24.42 ng/mL	
63) Naphthobenzothiophene	42.05	234	62m	2.38 ng/ml	
64) Naphthobenzothiophene-2,1-	42.05	234	57m	2.19 ng/mL	
67) C1-Naphthobenzothiophenes	43.46	248	433m	16.61 ng/ml	
73) Chrysene	43.13	228	122m	4.77 ng/mL	
74) Chrysene/Triphenylene	43.13	228	116m	4.54 ng/mL	
75) C1-Chrysenes	44.61	242	317m	12.40 ng/mL	
84) Benzo[e]pyrene	48.01	252	99m	3.86 ng/mL	

(#) = qualifier out of range (m) = manual integration (+) = signals summed

Quantitation Report (QT Reviewed)

Data Path : O:\FORENSICS\DATA\PAH1\JAN08\JAN29\
Data File : A19314.D
Acq On : 31 Jan 2008 7:34 pm
Operator : ac
Sample : SS101607B13
Misc : 1X ETR0710062
ALS Vial : 32 Sample Multiplier: 1

Quant Time: Feb 01 19:13:00 2008
Quant Method : C:\MSDCHEM\1\METHODS\PAH10107.M
Quant Title : Decalins & Alkylated PAH's
QLast Update : Tue Jan 15 19:22:48 2008
Response via : Initial Calibration

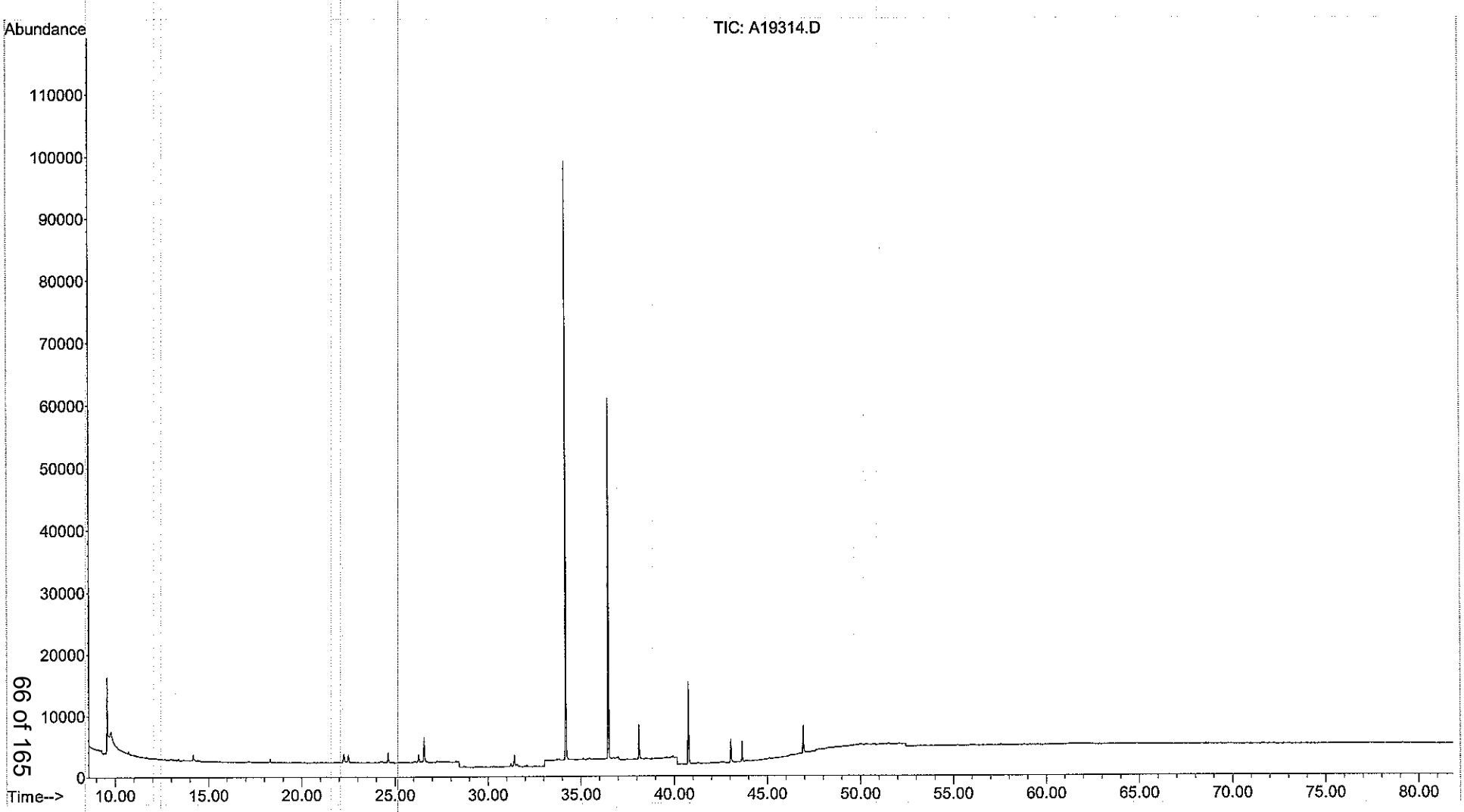

Form I
Steranes and Triterpanes

Client: **NewFields**
Project: **PSANDS-Former Clifton MGP Site**
Client ID: **Blank**
Case: **N/A** SDG: **N/A**
Matrix: **Soil**

Lab Code: **MA00030**
ETR: **0710062**
Lab ID: **SS020108B05**
Associated Blank: **N/A**
Concentration Units: **µg/Kg**

Date Collected	Date Received	Date Extracted	Date Analyzed	Percent Solid	Sample Amount (g)	Final Volume (ml)	Dilution Factor	Analyst
N/A	N/A	10/16/07	02/02/08	100	30.00	1	1	AC

Parameter	Result		Parameter	Result	
C23 Tricyclic Terpane	0.14	U	30,31-Bishomohopane-22S	0.14	U
C24 Tricyclic Terpane	0.14	U	30,31-Bishomohopane-22R	0.14	U
C25 Tricyclic Terpane	0.14	U	30,31-Trishomohopane-22S	0.14	U
C24 Tetracyclic Terpane	0.14	U	30,31-Trishomohopane-22R	0.14	U
C26 Tricyclic Terpane-22S	0.14	U	Tetrakishomohopane-22S	0.14	U
C26 Tricyclic Terpane-22R	0.14	U	Tetrakishomohopane-22R	0.14	U
C28 Tricyclic Terpane-22S	0.14	U	Pentakishomohopane-22S	0.14	U
C28 Tricyclic Terpane-22R	0.14	U	Pentakishomohopane-22R	0.14	U
C29 Tricyclic Terpane-22S	0.14	U	13b(H),17a(H)-20S-Diacholestane	0.051	U
C29 Tricyclic Terpane-22R	0.14	U	13b(H),17a(H)-20R-Diacholestane	0.051	U
18a-22,29,30-Trisnorneohopane-TS	0.14	U	13b,17a-20S-Methyldiacholestane	0.051	U
C30 Tricyclic Terpane-22S	0.14	U	14a(H),17a(H)-20S-Cholestane	0.051	U
C30 Tricyclic Terpane-22R	0.14	U	14a(H),17a(H)-20R-Cholestane	0.051	U
17a(H)-22,29,30-Trisnorhopane-TM	0.14	U	13b,17a-20R-Ethyldiacholestane	0.051	U
17a/b,21b/a 28,30-Bisnorhopane	0.14	U	13a,17b-20S-Ethyldiacholestane	0.051	U
17a(H),21b(H)-25-Norhopane	0.14	U	14a,17a-20S-Methylcholestane	0.051	U
30-Norhopane	0.14	U	14a,17a-20R-Methylcholestane	0.051	U
18a(H)-30-Norneohopane-C29Ts	0.14	U	14a(H),17a(H)-20S-Ethylcholestane	0.051	U
17a(H)-Diahopane	0.14	U	14a(H),17a(H)-20R-Ethylcholestane	0.051	U
30-Normoretane	0.14	U	14b(H),17b(H)-20R-Cholestane	0.051	U
18a(H)&18b(H)-Oleananes	0.14	U	14b(H),17b(H)-20S-Cholestane	0.051	U
Hopane	0.14	U	14b,17b-20R-Methylcholestane	0.051	U
Moretane	0.14	U	14b,17b-20S-Methylcholestane	0.051	U
30-Homohopane-22S	0.14	U	14b(H),17b(H)-20R-Ethylcholestane	0.051	U
30-Homohopane-22R	0.14	U	14b(H),17b(H)-20S-Ethylcholestane	0.051	U

Surrogate	% Recovery	Acceptance Range (%)
5B(H)Cholane	107	50-130

N/A - Not Applicable
U - The analyte was analyzed for but not detected at the sample specific level reported.

320 Forbes Blvd, Mansfield, MA 02048, (508) 822-9300, Fax (508) 822-3288

Quantitation Report (QT Reviewed)

Data Path : O:\FORENSICS\DATA\PAH2\2008\FEB 2008\FEB01\
Data File : A28368.D
Acq On : 2 Feb 2008 10:02 am
Operator : AC
Sample : ss020108b05
Misc : 1x etr0710062
ALS Vial : 14 Sample Multiplier: 1

2/4/08
JMAL

Quant Time: Feb 02 23:27:15 2008
Quant Method : O:\FORENSICS\METHODS\PAH2\FEB08\BIO20201.M
Quant Title : Decalins & Alkylated PAH's
QLast Update : Sat Feb 02 11:37:55 2008
Response via : Initial Calibration

Internal Standards	R.T.	QIon	Response	Conc Units	Dev(Min)
1) Chrysene-d12	42.67	240	38180	500.00 ng/mL	-0.01

System Monitoring Compounds

36) 5B(H)Cholane - Surr	43.31	217	32177	2144.20 ng/ml	-0.01

Spiked Amount 1000.000 Range 50 - 130 Recovery = 214.42%#

Target Compounds	Qvalue

(#) = qualifier out of range (m) = manual integration (+) = signals summed

Quantitation Report (QT Reviewed)

Data Path : O:\FORENSICS\DATA\PAH2\2008\FEB 2008\FEB01\
Data File : A28368.D
Acq On : 2 Feb 2008 10:02 am
Operator : AC
Sample : ss020108b05
Misc : 1x etr0710062
ALS Vial : 14 Sample Multiplier: 1

Quant Time: Feb 02 23:27:15 2008
Quant Method : O:\FORENSICS\METHODS\PAH2\FEB08\BIO20201.M
Quant Title : Decalins & Alkylated PAH's
QLast Update : Sat Feb 02 11:37:55 2008
Response via : Initial Calibration

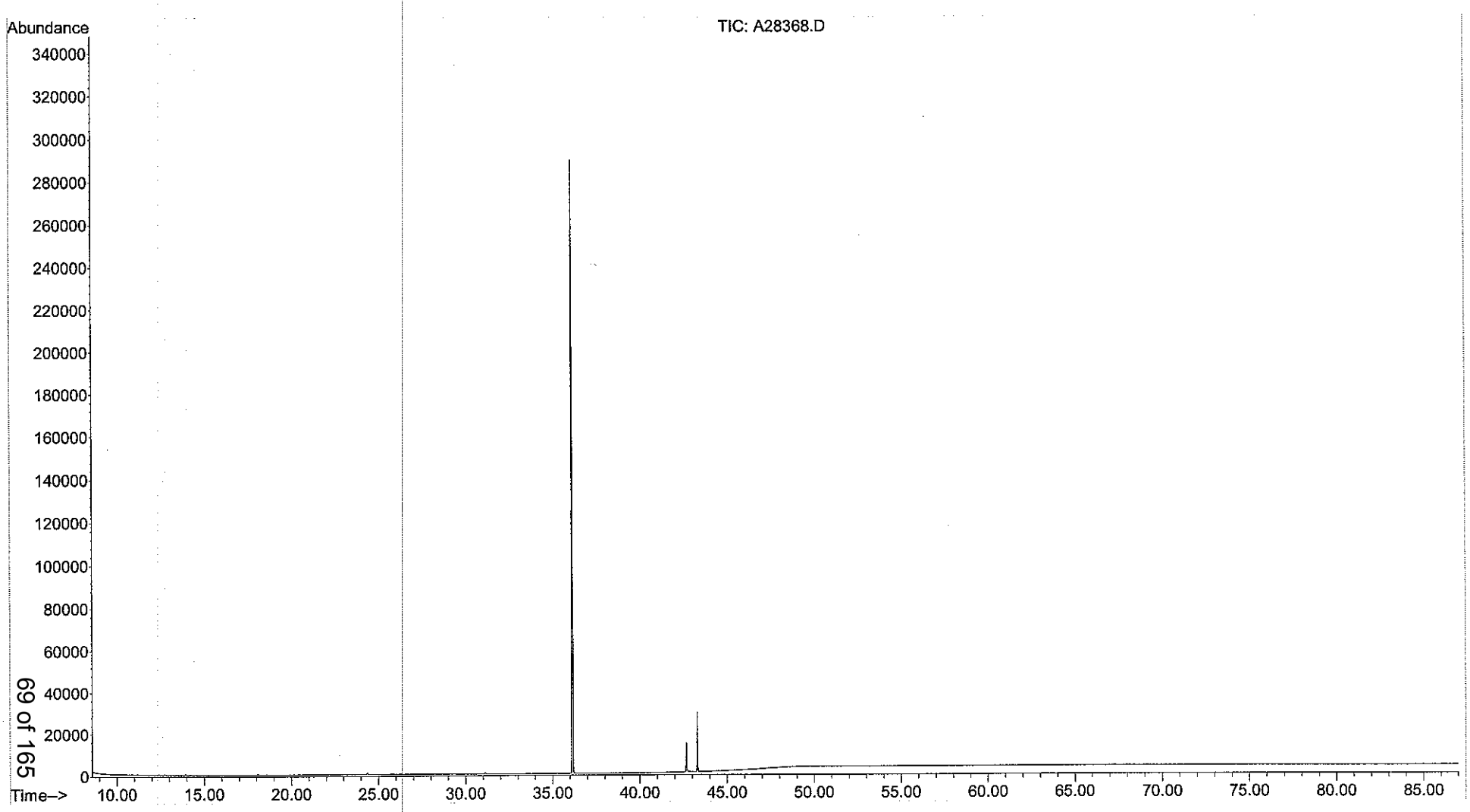

Form III
Spike Recovery Summary
Alkylated Polynuclear Aromatic Hydrocarbons

Client: **NewFields**
Project: **PSANDS-Former Clifton MGP Site**
Client ID: **Laboratory Control Sample**
Case: **N/A** SDG: **N/A**
Matrix: **Soil**

Lab Code: **MA00030**
ETR: **0710062**
Lab ID: **See Below**
Associated Blank: **SS101607B13**
Concentration Units: **µg/Kg**

Date Collected	Date Received	Date Extracted	Percent Solid	Analyst
N/A	N/A	10/16/07	100	SEO

Lab ID:	SS101607B13		SS101607LCS04		SS101607LCSD04				
Parameter	**Blank Conc.**		**LCS Conc.**	**LCS % Recovery**	**LCSD Conc.**	**LCSD % Recovery**	**% RPD**	**RPD Limit**	**% Recovery Limits**
Naphthalene	0.60		35	106	35	104	2	30	50-130
Acenaphthylene	0.097	U	37	112	38	113	1	30	50-130
Acenaphthene	0.044	U	34	103	35	106	3	30	50-130
Fluorene	0.50		37	110	38	113	2	30	50-130
Anthracene	0.054	U	34	103	40	119	14	30	50-130
Phenanthrene	0.85		37	112	40	119	6	30	50-130
Fluoranthene	0.15		37	111	44	133[a]	18	30	50-130
Pyrene	0.24		38	114	46	138[a]	19	30	50-130
Benz[a]anthracene	0.047	U	42	125	47	141[a]	12	30	50-130
Chrysene/Triphenylene	0.30		38	113	37	112	0	30	50-130
Benzo[b]fluoranthene	0.046	U	39	117	44	131[a]	11	30	50-130
Benzo[k]fluoranthene	0.047	U	39	116	43	130	11	30	50-130
Benzo[a]pyrene	0.031	U	40	122	46	137[a]	12	30	50-130
Indeno[1,2,3-cd]pyrene	0.041	U	36	110	39	116	6	30	50-130
Dibenz[a,h]anthracene	0.026	U	33	98	36	108	10	30	50-130
Benzo[g,h,i]perylene	0.057	U	37	110	40	119	8	30	50-130

Surrogate	% Recovery		Acceptance Range (%)
2-Methylnaphthalene-d10	91	92	50-130
Pyrene-d10	105	126	50-130
Benzo[b]fluoranthene-d12	110	120	50-130

N/A - Not Applicable
[a] - Value outside of QC Limits.
U - The analyte was analyzed for but not detected at the sample specific level reported.

Concentrations reported as calculated values, which includes rounding for significant figures. Percent recoveries and RPD values are calculated from the unrounded result.

320 Forbes Blvd, Mansfield, MA 02048, (508) 822-9300, Fax (508) 822-3288

Form I
Alkylated Polynuclear Aromatic Hydrocarbons

Client: **NewFields**
Project: **PSANDS-Former Clifton MGP Site**
Client ID: **Laboratory Control Sample**
Case: **N/A** SDG: **N/A**
Matrix: **Soil**

Lab Code: **MA00030**
ETR: **0710062**
Lab ID: **SS101607LCS04**
Associated Blank: **SS101607B13**
Concentration Units: **µg/Kg**

Date Collected	Date Received	Date Extracted	Date Analyzed	Percent Solid	Sample Amount (g)	Final Volume (ml)	Dilution Factor	Analyst
N/A	N/A	10/16/07	01/31/08	100	30.00	2	1	SEO

Parameter	Result		Parameter	Result	
Naphthalene	**35**	S	Fluoranthene	**37**	S
C1-Naphthalenes	0.12	U	Pyrene	**38**	S
C2-Naphthalenes	0.12	U	C1-Fluoranthenes/Pyrenes	0.051	U
C3-Naphthalenes	0.12	U	C2-Fluoranthenes/Pyrenes	0.051	U
C4-Naphthalenes	0.12	U	C3-Fluoranthenes/Pyrenes	0.051	U
Biphenyl	0.042	U	C4-Fluoranthenes/Pyrenes	0.051	U
Dibenzofuran	0.042	U	Naphthobenzothiophenes	0.029	U
Acenaphthylene	**37**	S	C1-Naphthobenzothiophenes	0.029	U
Acenaphthene	**34**	S	C2-Naphthobenzothiophenes	0.029	U
Fluorene	**37**	S	C3-Naphthobenzothiophenes	0.029	U
C1-Fluorenes	0.054	U	C4-Naphthobenzothiophenes	0.029	U
C2-Fluorenes	0.054	U	Benz[a]anthracene	**42**	S
C3-Fluorenes	0.054	U	Chrysene/Triphenylene	**38**	S
Anthracene	**34**	S	C1-Chrysenes	0.049	U
Phenanthrene	**37**	S	C2-Chrysenes	0.049	U
C1-Phenanthrenes/Anthracenes	0.12	U	C3-Chrysenes	0.049	U
C2-Phenanthrenes/Anthracenes	0.12	U	C4-Chrysenes	0.049	U
C3-Phenanthrenes/Anthracenes	0.12	U	Benzo[b]fluoranthene	**39**	S
C4-Phenanthrenes/Anthracenes	0.12	U	Benzo[k]fluoranthene	**39**	S
Retene	0.054	U	Benzo[a]fluoranthene	0.047	U
Dibenzothiophene	0.021	U	Benzo[e]pyrene	0.059	U
C1-Dibenzothiophenes	0.021	U	Benzo[a]pyrene	**40**	S
C2-Dibenzothiophenes	0.021	U	Perylene	0.067	U
C3-Dibenzothiophenes	0.021	U	Indeno[1,2,3-cd]pyrene	**36**	S
C4-Dibenzothiophenes	0.021	U	Dibenz[a,h]anthracene	**33**	S
Benzo(b)fluorene	0.036	U	Benzo[g,h,i]perylene	**37**	S

Surrogate	% Recovery	Acceptance Range (%)
2-Methylnaphthalene-d10	91	50-130
Pyrene-d10	105	50-130
Benzo[b]fluoranthene-d12	110	50-130

N/A - Not Applicable
U - The analyte was analyzed for but not detected at the sample specific level reported.
S - Spike compound.

320 Forbes Blvd, Mansfield, MA 02048, (508) 822-9300, Fax (508) 822-3288

Quantitation Report (QT Reviewed)

Data Path : O:\FORENSICS\DATA\PAH1\JAN08\JAN29\
Data File : A19315.D
Acq On : 31 Jan 2008 9:07 pm
Operator : ac
Sample : SS101607LCS04
Misc : 1X ETR0710062
ALS Vial : 33 Sample Multiplier: 1

2/2/08

Quant Time: Feb 01 19:15:00 2008
Quant Method : C:\MSDCHEM\1\METHODS\PAH10107.M
Quant Title : Decalins & Alkylated PAH's
QLast Update : Tue Jan 15 19:22:48 2008
Response via : Initial Calibration

Internal Standards	R.T.	QIon	Response	Conc Units	Dev(Min)
1) Acenaphthene-d10	26.55	164	4234	500.00 ng/mL	-0.01
71) Chrysene-d12	43.03	240	5649	500.00 ng/mL	0.00
System Monitoring Compounds					
13) 2-Methylnaphthalene-d10	22.23	152	4733	453.38 ng/mL	-0.01
Spiked Amount 1000.000	Range 50 - 130		Recovery = 45.34%#		
57) Pyrene-d10	38.10	212	6558	526.97 ng/mL	-0.01
Spiked Amount 1000.000	Range 50 - 130		Recovery = 52.70%		
80) Benzo[b]fluoranthene-d12	46.93	264	6700	550.80 ng/mL	0.00
Spiked Amount 1000.000	Range 50 - 130		Recovery = 55.08%		
124) 5B(H)Cholane - Surr	43.65	217	2993	1142.09 ng/ml	-0.01
Spiked Amount 1000.000	Range 50 - 130		Recovery = 114.21%		
Target Compounds					Qvalue
8) Naphthalene	19.66	128	9752	528.14 ng/mL#	100
14) 2-Methylnaphthalene	22.36	142	5907	482.74 ng/mL#	100
24) Acenaphthylene	25.94	152	9555	558.47 ng/mL#	100
25) Acenaphthene	26.68	153	5941	515.99 ng/mL	98
27) Fluorene	28.70	166	7128	549.86 ng/mL	96
40) Phenanthrene	32.52	178	10225	558.64 ng/mL	98
52) Anthracene	32.70	178	7888	514.57 ng/mL	97
55) Fluoranthene	37.29	202	10386	553.46 ng/mL#	92
58) Pyrene	38.17	202	11053	570.61 ng/mL#	91
72) Benz[a]anthracene	42.96	228	9265	626.78 ng/mL	99
73) Chrysene	43.13	228	9084	563.39 ng/mL	98
74) Chrysene/Triphenylene	43.13	228	9084	563.39 ng/mL	97
81) Benzo[b]fluoranthene	47.02	252	9350	586.13 ng/mL	90
82) Benzo[k]fluoranthene	47.10	252	9898	581.56 ng/mL#	88
85) Benzo[a]pyrene	48.19	252	8300	608.16 ng/mL#	87
87) Indeno[1,2,3-cd]pyrene	52.94	276	7637m	547.66 ng/mL	
88) Dibenz[a,h]anthracene	53.01	278	6889	488.37 ng/mL	97
89) Benzo[g,h,i]perylene	54.21	276	9042	552.07 ng/mL	99

(#) = qualifier out of range (m) = manual integration (+) = signals summed

Quantitation Report (QT Reviewed)

Data Path : O:\FORENSICS\DATA\PAH1\JAN08\JAN29\
Data File : A19315.D
Acq On : 31 Jan 2008 9:07 pm
Operator : ac
Sample : SS101607LCS04
Misc : 1X ETR0710062
ALS Vial : 33 Sample Multiplier: 1

Quant Time: Feb 01 19:15:00 2008
Quant Method : C:\MSDCHEM\1\METHODS\PAH10107.M
Quant Title : Decalins & Alkylated PAH's
QLast Update : Tue Jan 15 19:22:48 2008
Response via : Initial Calibration

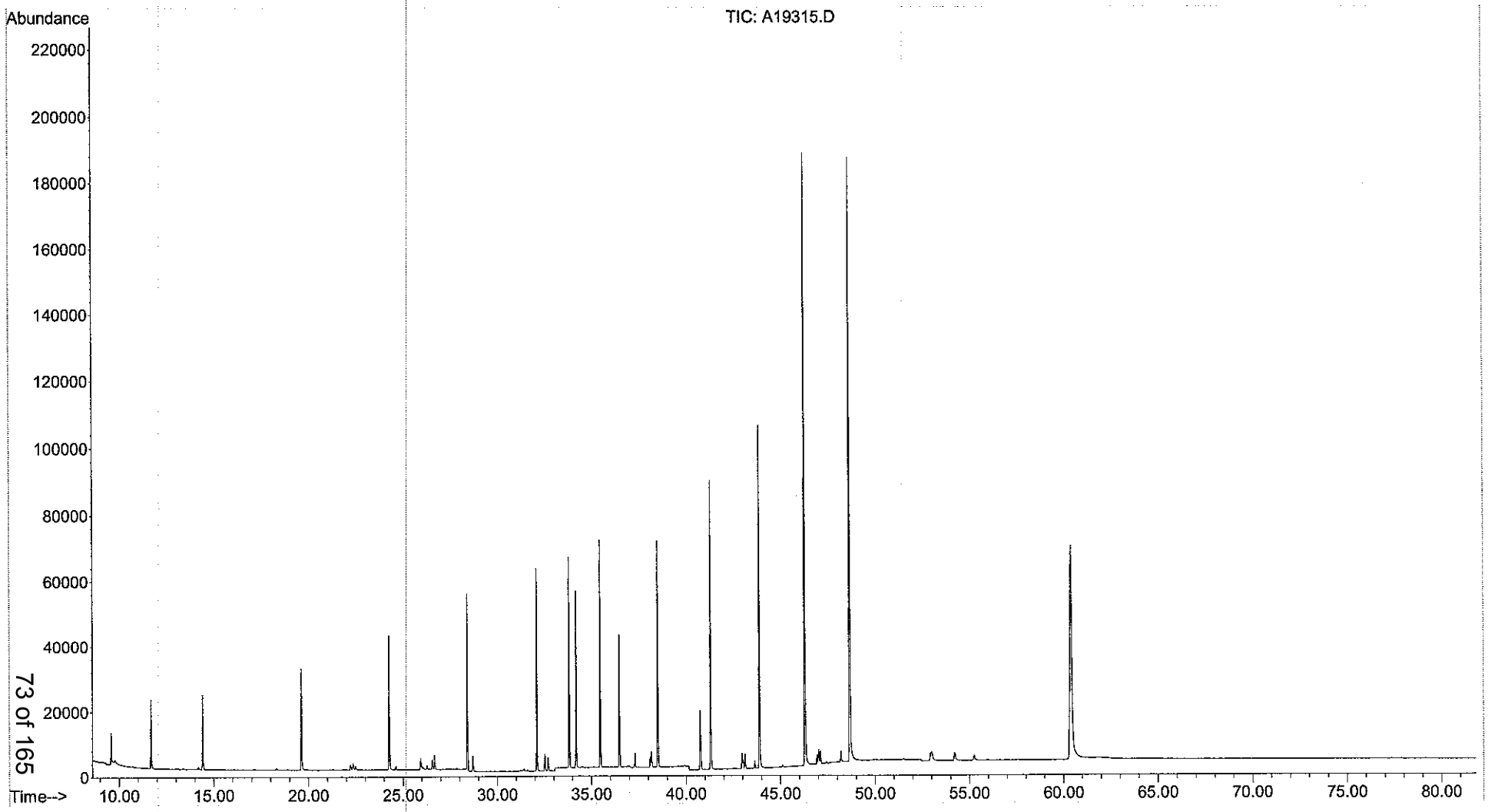

Form I
Alkylated Polynuclear Aromatic Hydrocarbons

Client: **NewFields**
Project: **PSANDS-Former Clifton MGP Site**
Client ID: **Laboratory Control Sample Dup**
Case: **N/A** SDG: **N/A**
Matrix: **Soil**

Lab Code: **MA00030**
ETR: **0710062**
Lab ID: **SS101607LCSD04**
Associated Blank: **SS101607B13**
Concentration Units: **µg/Kg**

Date Collected	Date Received	Date Extracted	Date Analyzed	Percent Solid	Sample Amount (g)	Final Volume (ml)	Dilution Factor	Analyst
N/A	N/A	10/16/07	01/31/08	100	30.00	2	1	SEO

Parameter	Result		Parameter	Result	
Naphthalene	**35**	S	Fluoranthene	**44**	S
C1-Naphthalenes	0.12	U	Pyrene	**46**	S
C2-Naphthalenes	0.12	U	C1-Fluoranthenes/Pyrenes	0.051	U
C3-Naphthalenes	0.12	U	C2-Fluoranthenes/Pyrenes	0.051	U
C4-Naphthalenes	0.12	U	C3-Fluoranthenes/Pyrenes	0.051	U
Biphenyl	0.042	U	C4-Fluoranthenes/Pyrenes	0.051	U
Dibenzofuran	0.042	U	Naphthobenzothiophenes	0.029	U
Acenaphthylene	**38**	S	C1-Naphthobenzothiophenes	0.029	U
Acenaphthene	**35**	S	C2-Naphthobenzothiophenes	0.029	U
Fluorene	**38**	S	C3-Naphthobenzothiophenes	0.029	U
C1-Fluorenes	0.054	U	C4-Naphthobenzothiophenes	0.029	U
C2-Fluorenes	0.054	U	Benz[a]anthracene	**47**	S
C3-Fluorenes	0.054	U	Chrysene/Triphenylene	**37**	S
Anthracene	**40**	S	C1-Chrysenes	0.049	U
Phenanthrene	**40**	S	C2-Chrysenes	0.049	U
C1-Phenanthrenes/Anthracenes	0.12	U	C3-Chrysenes	0.049	U
C2-Phenanthrenes/Anthracenes	0.12	U	C4-Chrysenes	0.049	U
C3-Phenanthrenes/Anthracenes	0.12	U	Benzo[b]fluoranthene	**44**	S
C4-Phenanthrenes/Anthracenes	0.12	U	Benzo[k]fluoranthene	**43**	S
Retene	0.054	U	Benzo[a]fluoranthene	0.047	U
Dibenzothiophene	0.021	U	Benzo[e]pyrene	0.059	U
C1-Dibenzothiophenes	0.021	U	Benzo[a]pyrene	**46**	S
C2-Dibenzothiophenes	0.021	U	Perylene	0.067	U
C3-Dibenzothiophenes	0.021	U	Indeno[1,2,3-cd]pyrene	**39**	S
C4-Dibenzothiophenes	0.021	U	Dibenz[a,h]anthracene	**36**	S
Benzo(b)fluorene	0.036	U	Benzo[g,h,i]perylene	**40**	S

Surrogate	% Recovery	Acceptance Range (%)
2-Methylnaphthalene-d10	92	50-130
Pyrene-d10	126	50-130
Benzo[b]fluoranthene-d12	120	50-130

N/A - Not Applicable
U - The analyte was analyzed for but not detected at the sample specific level reported.
S - Spike compound.

320 Forbes Blvd, Mansfield, MA 02048, (508) 822-9300, Fax (508) 822-3288

Quantitation Report (QT Reviewed)

Data Path : O:\FORENSICS\DATA\PAH1\JAN08\JAN29\
Data File : A19316.D
Acq On : 31 Jan 2008 10:40 pm
Operator : ac
Sample : SS101607LCSD04
Misc : 1X ETR0710062
ALS Vial : 34 Sample Multiplier: 1

2/2/08 [illegible] for [illegible]

Quant Time: Feb 01 19:19:00 2008
Quant Method : C:\MSDCHEM\1\METHODS\PAH10107.M
Quant Title : Decalins & Alkylated PAH's
QLast Update : Tue Jan 15 19:22:48 2008
Response via : Initial Calibration

Internal Standards	R.T.	QIon	Response	Conc Units	Dev(Min)
1) Acenaphthene-d10	26.54	164	20395	500.00 ng/mL	-0.02
71) Chrysene-d12	43.01	240	31451	500.00 ng/mL	-0.01
System Monitoring Compounds					
13) 2-Methylnaphthalene-d10	22.22	152	23174	460.84 ng/mL	-0.02
Spiked Amount 1000.000	Range 50 - 130		Recovery =	46.08%#	
57) Pyrene-d10	38.10	212	37778	630.21 ng/mL	-0.01
Spiked Amount 1000.000	Range 50 - 130		Recovery =	63.02%	
80) Benzo[b]fluoranthene-d12	46.93	264	40727	601.36 ng/mL	0.00
Spiked Amount 1000.000	Range 50 - 130		Recovery =	60.14%	
124) 5B(H)Cholane - Surr	43.65	217	17701	1213.19 ng/ml	-0.01
Spiked Amount 1000.000	Range 50 - 130		Recovery =	121.32%	

Target Compounds					Qvalue
8) Naphthalene	19.64	128	46257	520.07 ng/mL#	100
14) 2-Methylnaphthalene	22.34	142	29036	492.62 ng/mL#	100
24) Acenaphthylene	25.94	152	46628	565.77 ng/mL#	100
25) Acenaphthene	26.67	153	29357	529.32 ng/mL	98
27) Fluorene	28.70	166	35148	562.87 ng/mL	95
40) Phenanthrene	32.51	178	52395	594.28 ng/mL	97
52) Anthracene	32.70	178	43760	592.63 ng/mL	97
55) Fluoranthene	37.28	202	59986	663.61 ng/mL#	93
58) Pyrene	38.17	202	64381	690.00 ng/mL#	92
72) Benz[a]anthracene	42.95	228	58112	706.11 ng/mL	99
73) Chrysene	43.11	228	50332	560.67 ng/mL	99
74) Chrysene/Triphenylene	43.11	228	50332	560.67 ng/mL	99
81) Benzo[b]fluoranthene	47.00	252	58372	657.24 ng/mL	90
82) Benzo[k]fluoranthene	47.09	252	61404	648.01 ng/mL#	84
85) Benzo[a]pyrene	48.18	252	52100	685.67 ng/mL#	82
87) Indeno[1,2,3-cd]pyrene	52.93	276	45179m	581.92 ng/mL	
88) Dibenz[a,h]anthracene	52.99	278	42218	537.56 ng/mL	96
89) Benzo[g,h,i]perylene	54.20	276	54363	596.17 ng/mL	98

(#) = qualifier out of range (m) = manual integration (+) = signals summed

Quantitation Report (QT Reviewed)

Data Path : O:\FORENSICS\DATA\PAH1\JAN08\JAN29\
Data File : A19316.D
Acq On : 31 Jan 2008 10:40 pm
Operator : ac
Sample : SS101607LCSD04
Misc : 1X ETR0710062
ALS Vial : 34 Sample Multiplier: 1

Quant Time: Feb 01 19:19:00 2008
Quant Method : C:\MSDCHEM\1\METHODS\PAH10107.M
Quant Title : Decalins & Alkylated PAH's
QLast Update : Tue Jan 15 19:22:48 2008
Response via : Initial Calibration

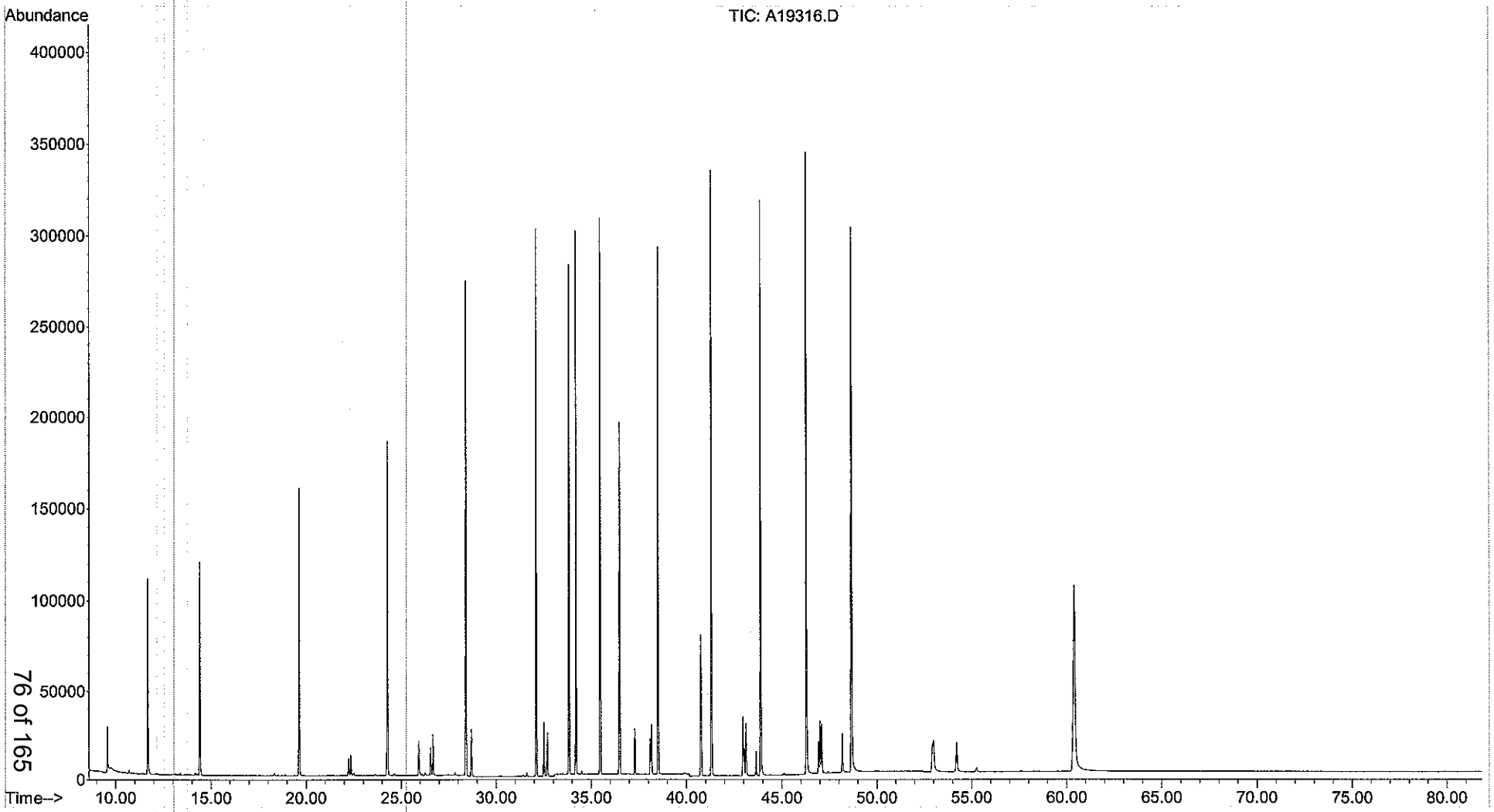

Form III
Spike Recovery Summary
Alkylated Polynuclear Aromatic Hydrocarbons

Client: **NewFields**
Project: **PSANDS-Former Clifton MGP Site**
Client ID: **Alaska North Slope Crude**
Case: **N/A** SDG: **N/A**
Matrix: **Oil**

Lab Code: **MA00030**
ETR: **0710062**
Lab ID: **ST011608AWS01**
Associated Blank: **N/A**
Concentration Units: **mg/Kg**

Date Collected	Date Received	Date Extracted	Percent Solid	Analyst
N/A	N/A	N/A	100	SEO

Parameter	True Conc.	Conc.	% Recovery	% Recovery Limits
Naphthalene	669.92	660	98	65-135
C1-Naphthalenes	1432.05	1500	105	65-135
C2-Naphthalenes	1770.37	2000	111	65-135
C3-Naphthalenes	1321.83	1500	114	65-135
C4-Naphthalenes	731.64	830	114	65-135
Biphenyl	190.36	210	111	65-135
Acenaphthene	14.71	16	112	65-135
Fluorene	77.57	96	123	65-135
C1-Fluorenes	203.54	240	115	65-135
C2-Fluorenes	314.43	370	118	65-135
C3-Fluorenes	290.03	350	122	65-135
Phenanthrene	259.89	300	114	65-135
C1-Phenanthrenes/Anthracenes	545.98	650	119	65-135
C2-Phenanthrenes/Anthracenes	587.69	730	125	65-135
C3-Phenanthrenes/Anthracenes	428.71	500	116	65-135
C4-Phenanthrenes/Anthracenes	159.5	180	114	65-135
Dibenzothiophene	210.91	220	106	65-135
C1-Dibenzothiophenes	396.93	430	109	65-135
C2-Dibenzothiophenes	538.82	610	114	65-135
C3-Dibenzothiophenes	464.97	540	117	65-135
C4-Dibenzothiophenes	243.14	290	119	65-135
Fluoranthene	4.14	5.1	124	65-135
Pyrene	12.07	16	130	65-135
C1-Fluoranthenes/Pyrenes	72.24	88	122	65-135
C2-Fluoranthenes/Pyrenes	120.66	150	125	65-135
C3-Fluoranthenes/Pyrenes	130.08	150	116	65-135
Chrysene/Triphenylene	49.55	54	108	65-135
C1-Chrysenes	82.86	91	110	65-135
C2-Chrysenes	102.78	100	98	65-135
C3-Chrysenes	107.68	98	91	65-135
C4-Chrysenes	62.56	57	91	65-135
Benzo[b]fluoranthene	5.79	6.8	118	65-135
Benzo[e]pyrene	12.05	13	109	65-135

320 Forbes Blvd, Mansfield, MA 02048, (508) 822-9300, Fax (508) 822-3288

Form III
Spike Recovery Summary
Alkylated Polynuclear Aromatic Hydrocarbons

Client: **NewFields**
Project: **PSANDS-Former Clifton MGP Site**
Client ID: **Alaska North Slope Crude**
Case: **N/A** SDG: **N/A**
Matrix: **Oil**

Lab Code: **MA00030**
ETR: **0710062**
Lab ID: **ST011608AWS01**
Associated Blank: **N/A**
Concentration Units: **mg/Kg**

Date Collected	Date Received	Date Extracted	Percent Solid	Analyst
N/A	N/A	N/A	100	SEO

Parameter	True Conc.	Conc.	% Recovery	% Recovery Limits
Dibenz[a,h]anthracene	0.94	0.85	90	65-135
Benzo[g,h,i]perylene	3.47	3.7	106	65-135
Hopane	155.8	160	103	65-135

N/A - Not Applicable

Concentrations reported as calculated values, which includes rounding for significant figures. Percent recoveries and RPD values are calculated from the unrounded result.

320 Forbes Blvd, Mansfield, MA 02048, (508) 822-9300, Fax (508) 822-3288

Form I
Alaska North Slope Crude
Alkylated Polynuclear Aromatic Hydrocarbons

Client: **NewFields**
Project: **PSANDS-Former Clifton MGP Site**
Client ID: **Alaska North Slope Crude**
Case: **N/A** SDG: **N/A**
Matrix: **Oil**

Lab Code: **MA00030**
ETR: **0710062**
Lab ID: **ST011608AWS01**
Associated Blank: **N/A**
Concentration Units: **mg/Kg**

Date Collected	Date Received	Date Extracted	Date Analyzed	Percent Solid	Sample Amount (g)	Final Volume (ml)	Dilution Factor	Analyst
N/A	N/A	N/A	01/08/08	100	0.05393	10	1	SEO

Parameter	Result		Parameter	Result	
Naphthalene	660		Fluoranthene	5.1	
C1-Naphthalenes	1500		Pyrene	16	
C2-Naphthalenes	2000		C1-Fluoranthenes/Pyrenes	88	
C3-Naphthalenes	1500		C2-Fluoranthenes/Pyrenes	150	
C4-Naphthalenes	830		C3-Fluoranthenes/Pyrenes	150	
Biphenyl	210		C4-Fluoranthenes/Pyrenes	120	
Dibenzofuran	73		Naphthobenzothiophenes	62	
Acenaphthylene	8.8		C1-Naphthobenzothiophenes	170	
Acenaphthene	16		C2-Naphthobenzothiophenes	220	
Fluorene	96		C3-Naphthobenzothiophenes	170	
C1-Fluorenes	240		C4-Naphthobenzothiophenes	100	
C2-Fluorenes	370		Benz[a]anthracene	1.7	J
C3-Fluorenes	350		Chrysene/Triphenylene	54	
Anthracene	0.15	U	C1-Chrysenes	91	
Phenanthrene	300		C2-Chrysenes	100	
C1-Phenanthrenes/Anthracenes	650		C3-Chrysenes	98	
C2-Phenanthrenes/Anthracenes	730		C4-Chrysenes	57	
C3-Phenanthrenes/Anthracenes	500		Benzo[b]fluoranthene	6.8	
C4-Phenanthrenes/Anthracenes	180		Benzo[k]fluoranthene	0.13	U
Retene	0.15	U	Benzo[a]fluoranthene	0.13	U
Dibenzothiophene	220		Benzo[e]pyrene	13	
C1-Dibenzothiophenes	430		Benzo[a]pyrene	1.2	J
C2-Dibenzothiophenes	610		Perylene	0.55	J
C3-Dibenzothiophenes	540		Indeno[1,2,3-cd]pyrene	0.66	J
C4-Dibenzothiophenes	290		Dibenz[a,h]anthracene	0.85	J
Benzo(b)fluorene	0.10	U	Benzo[g,h,i]perylene	3.7	

N/A - Not Applicable
J - Estimated value, below quantitation limit.
U - The analyte was analyzed for but not detected at the sample specific level reported.

320 Forbes Blvd, Mansfield, MA 02048, (508) 822-9300, Fax (508) 822-3288

Quantitation Report (QT Reviewed)

Data Path : O:\Forensics\Data\PAH1\JAN08\JAN07\
Data File : A18990.D
Acq On : 8 Jan 2008 1:27 pm
Operator : ac
Sample : ST011608AWS01
Misc : ANS
ALS Vial : 12 Sample Multiplier: 1

1/16/08 for MS

Quant Time: Jan 13 15:34:00 2008
Quant Method : O:\FORENSICS\METHODS\PAH1\JAN08\PAH10107.M
Quant Title : Decalins & Alkylated PAH's
QLast Update : Tue Jan 08 11:26:58 2008
Response via : Initial Calibration

Internal Standards	R.T.	QIon	Response	Conc Units	Dev(Min)
1) Acenaphthene-d10	26.63	164	59242m	500.00 ng/mL	0.01
71) Chrysene-d12	43.09	240	92703	500.00 ng/mL	0.00
System Monitoring Compounds					
13) 2-Methylnaphthalene-d10	22.29	152	138765	950.01 ng/mL	-0.01
Spiked Amount 1000.000	Range 50 - 130		Recovery = 95.00%		
57) Pyrene-d10	38.17	212	215501m	1237.62 ng/mL	-0.01
Spiked Amount 1000.000	Range 50 - 130		Recovery = 123.76%		
80) Benzo[b]fluoranthene-d12	46.99	264	212459	1064.31 ng/mL	-0.01
Spiked Amount 1000.000	Range 50 - 130		Recovery = 106.43%		
124) 5B(H)Cholane - Surr	43.72	217	49091	1141.50 ng/ml	0.00
Spiked Amount 1000.000	Range 50 - 130		Recovery = 114.15%		

Target Compounds					Qvalue
2) trans-Decalin	16.31	138	124459	2345.06 ng/mL	100
3) cis-Decalin	17.53	138	4212m	105.35 ng/mL	
4) C1-Decalins	17.79	152	215728m	4064.76 ng/mL	
5) C2-Decalins	19.57	166	200829m	3784.03 ng/mL	
6) C3-Decalins	22.03	180	113918m	2146.45 ng/mL	
7) C4-Decalins	25.43	194	122318m	2304.72 ng/mL	
8) Naphthalene	19.73	128	913043	3534.02 ng/mL#	100
9) C1-Naphthalenes	22.43	142	2094671m	8107.63 ng/mL	
10) C2-Naphthalenes	25.27	156	2738269m	10598.74 ng/mL	
11) C3-Naphthalenes	27.61	170	2103840m	8143.12 ng/mL	
12) C4-Naphthalenes	30.37	184	1160693m	4492.58 ng/mL	
14) 2-Methylnaphthalene	22.43	142	1205534	7041.20 ng/mL#	100
15) 1-Methylnaphthalene	22.85	142	885555	5244.69 ng/mL#	100
16) Benzothiophene	19.94	134	6995m	35.09 ng/mL	
17) C1-Benzo(b)thiophenes	21.99	148	53098m	266.33 ng/mL	
18) C2-Benzo(b)thiophenes	25.47	162	73503m	368.68 ng/mL	
19) C3-Benzo(b)thiophenes	27.45	176	153900m	771.95 ng/mL	
20) C4-Benzo(b)thiophenes	29.55	190	145624m	730.43 ng/mL	
21) Biphenyl	24.31	154	244746m	1135.49 ng/mL	
22) 2,6-Dimethylnaphthalene	24.92	156	673513	4531.86 ng/mL#	100
23) Dibenzofuran	27.38	168	91200	394.67 ng/mL#	92
24) Acenaphthylene	26.01	152	11417	47.69 ng/mL#	100
25) Acenaphthene	26.78	153	14287m	88.68 ng/mL	
26) 2,3,5-Trimethylnaphthalene	28.30	170	169101m	1278.84 ng/mL	
27) Fluorene	28.76	166	93536	515.68 ng/mL	92
28) C1-Fluorenes	31.14	180	229712m	1266.45 ng/mL	
29) C2-Fluorenes	33.33	194	361478m	1992.90 ng/mL	
30) C3-Fluorenes	35.16	208	345190m	1903.10 ng/mL	
31) Dibenzothiophene	32.09	184	296532	1211.24 ng/mL#	90
32) 4-Methyldibenzothiophene(4	33.86	198	281528m	1149.95 ng/mL	
33) 2/3-Methyldibenzothiophene	34.21	198	194878m	796.01 ng/mL	
34) 1-Methyldibenzothiophene(1	34.63	198	84672m	345.86 ng/mL	
35) OTP	34.31	198	26968m	110.16 ng/mL	
36) C1-Dibenzothiophenes	33.86	198	600114m	2451.27 ng/mL	
37) C2-Dibenzothiophenes	35.55	212	807860m	3299.84 ng/mL	
38) C3-Dibenzothiophenes	37.35	226	715787m	2923.75 ng/mL	
39) C4-Dibenzothiophenes	38.26	240	380431m	1553.94 ng/mL	
40) Phenanthrene	32.59	178	408194m	1593.89 ng/mL	
41) 3-Methylphenanthrene(3MP)	34.54	192	182795m	713.77 ng/mL	
42) 2/4-Methylphenanthrene(2MP	34.65	192	208331	813.48 ng/mL	96
43) 2-Methylanthracene(2MA)	34.81	192	4331m	16.91 ng/mL	
44) 9-Methylphenanthrene(9MP)	35.00	192	287921m	1124.26 ng/mL	

Quantitation Report (QT Reviewed)

Data Path : O:\Forensics\Data\PAH1\JAN08\JAN07\
Data File : A18990.D
Acq On : 8 Jan 2008 1:27 pm
Operator : ac
Sample : ST011608AWS01
Misc : ANS
ALS Vial : 12 Sample Multiplier: 1

Quant Time: Jan 13 15:34:00 2008
Quant Method : O:\FORENSICS\METHODS\PAH1\JAN08\PAH10107.M
Quant Title : Decalins & Alkylated PAH's
QLast Update : Tue Jan 08 11:26:58 2008
Response via : Initial Calibration

Internal Standards	R.T.	QIon	Response	Conc Units	Dev(Min)
45) 1-Methylphenanthrene(1MP)	35.10	192	211547m	826.04 ng/mL	
46) C1-Phenanthrenes/Anthracen	35.00	192	898642m	3508.97 ng/mL	
47) C2-Phenanthrenes/Anthracen	36.82	206	1011007m	3947.72 ng/mL	
49) C3-Phenanthrenes/Anthracen	38.67	220	688250m	2687.44 ng/mL	
50) C4-Phenanthrenes/Anthracen	40.83	234	251462m	981.89 ng/mL	
53) Carbazole	33.43	167	7897m	36.71 ng/mL	
54) 1-Methylphenanthrene	35.10	192	216299	1183.44 ng/mL	89
55) Fluoranthene	37.35	202	7260m	27.65 ng/mL	
58) Pyrene	38.25	202	23003m	84.87 ng/mL	
59) C1-Fluoranthenes/Pyrenes	39.63	216	128690m	474.82 ng/mL	
60) C2-Fluoranthenes/Pyrenes	41.44	230	220747m	814.48 ng/mL	
61) C3-Fluoranthenes/Pyrenes	43.46	244	221159m	816.00 ng/mL	
62) C4-Fluoranthenes/Pyrenes	44.82	258	178482m	658.53 ng/mL	
63) Naphthobenzothiophene	42.10	234	63199m	254.89 ng/ml	
64) Naphthobenzothiophene-2,1-	42.10	234	62663m	252.73 ng/mL	
65) Naphthobenzothiophene-1,2-	42.43	234	14271m	57.56 ng/mL	
66) Naphthobenzothiophene-2,3-	42.73	234	5684m	22.92 ng/mL	
67) C1-Naphthobenzothiophenes	43.50	248	227321m	916.83 ng/ml	
68) C2-Naphthobenzothiophenes	45.50	262	298506m	1203.94 ng/ml	
69) C3-Naphthobenzothiophenes	47.10	276	225254m	908.50 ng/ml	
70) C4-Naphthobenzothiophenes	48.18	290	136003m	548.53 ng/mL	
72) Benz[a]anthracene	43.03	228	2212m	9.12 ng/mL	
73) Chrysene	43.15	228	75470m	285.22 ng/mL	
74) Chrysene/Triphenylene	43.15	228	76584m	289.43 ng/mL	
75) C1-Chrysenes	44.66	242	130342m	492.60 ng/mL	
76) C2-Chrysenes	46.74	256	151595m	572.92 ng/mL	
77) BBF-d12 Surr BKGD	46.99	256	8117m	30.68 ng/mL	
78) C3-Chrysenes	49.43	270	139730m	528.08 ng/mL	
79) C4-Chrysenes	49.04	284	81596m	308.37 ng/mL	
81) Benzo[b]fluoranthene	47.08	252	9660m	36.90 ng/mL	
84) Benzo[e]pyrene	48.07	252	18858	71.06 ng/mL	99
85) Benzo[a]pyrene	48.25	252	1495m	6.68 ng/mL	
86) Perylene	48.56	252	699m	2.95 ng/mL	
87) Indeno[1,2,3-cd]pyrene	53.02	276	813m	3.55 ng/mL	
88) Dibenz[a,h]anthracene	53.07	278	1058m	4.57 ng/mL	
89) Benzo[g,h,i]perylene	54.30	276	5321m	19.80 ng/mL	
90) 17a(H),21B(H)-hopane - C30	52.17	191	86369m	862.37 ng/mL	
91) Hopane (T19)	52.17	191	86503m	863.70 ng/mL	
92) C23 Tricyclic Terpane (T4)	40.74	191	35629m	355.74 ng/ml	
93) C24 Tricyclic Terpane (T5)	41.47	191	23324m	232.88 ng/ml	
94) C25 Tricyclic Terpane (T6)	42.95	191	23033m	229.98 ng/ml	
95) C24 Tetracyclic Terpane (T	44.28	191	7477	74.66 ng/ml	100
96) C26 Tricyclic Terpane-22S	44.02	191	8106m	80.94 ng/ml	
97) C26 Tricyclic Terpane-22R	44.12	191	7830m	78.18 ng/ml	
98) C28 Tricyclic Terpane-22S	46.41	191	6724m	67.14 ng/ml	
99) C28 Tricyclic Terpane-22R	46.57	191	9416m	94.02 ng/ml	
100) C29 Tricyclic Terpane-22S	47.09	191	11278m	112.61 ng/ml	
101) C29 Tricyclic Terpane-22R	47.29	191	11186m	111.69 ng/ml	
102) 18a-22,29,30-Trisnorneohop	48.40	191	15428m	154.04 ng/ml	
103) C30 Tricyclic Terpane-22S	48.50	191	6793m	67.83 ng/mL	
104) C30 Tricyclic Terpane-22R	48.75	191	8334m	83.21 ng/mL	
105) 17a(H)-22,29,30-Trisnorhop	48.95	191	18144m	181.16 ng/ml	
106) 17a/b,21b/a 28,30-Bisnorho	50.14	191	3916m	39.10 ng/ml	
107) 17a(H),21b(H)-25-Norhopane	49.94	191	4524m	45.17 ng/ml	
108) 30-Norhopane (T15)	50.81	191	49083m	490.08 ng/ml	
109) 18a(H)-30-Norneohopane-C29	50.91	191	11306m	112.89 ng/ml	

Quantitation Report (QT Reviewed)

Data Path : O:\Forensics\Data\PAH1\JAN08\JAN07\
Data File : A18990.D
Acq On : 8 Jan 2008 1:27 pm
Operator : ac
Sample : ST011608AWS01
Misc : ANS
ALS Vial : 12 Sample Multiplier: 1

Quant Time: Jan 13 15:34:00 2008
Quant Method : O:\FORENSICS\METHODS\PAH1\JAN08\PAH10107.M
Quant Title : Decalins & Alkylated PAH's
QLast Update : Tue Jan 08 11:26:58 2008
Response via : Initial Calibration

Internal Standards	R.T.	QIon	Response	Conc Units	Dev(Min)
110) 17a(H)-Diahopane (X)	51.03	191	6291m	62.81 ng/ml	
111) 30-Normoretane (T17)	51.59	191	5864m	58.55 ng/ml	
113) Moretane (T20)	52.85	191	6660m	66.50 ng/ml	
114) 30-Homohopane-22S (T21)	53.95	191	39690m	396.29 ng/ml	
115) 30-Homohopane-22R (T22)	54.19	191	30400m	303.53 ng/ml	
116) 30,31-Bishomohopane-22S (T	55.51	191	26738m	266.97 ng/ml	
117) 30,31-Bishomohopane-22R (T	55.90	191	19692m	196.62 ng/ml	
118) 30,31-Trishomohopane-22S (	57.65	191	20865m	208.33 ng/ml	
119) 30,31-Trishomohopane-22R (	58.27	191	13323m	133.03 ng/ml	
120) Tetrakishomohopane-22S (T3	60.28	191	14748m	147.25 ng/ml	
121) Tetrakishomohopane-22R (T3	61.18	191	10414m	103.98 ng/ml	
122) Pentakishomohopane-22S (T3	63.42	191	15967m	159.43 ng/ml	
123) Pentakishomohopane-22R (T3	64.72	191	12385m	123.66 ng/ml	
125) 13b(H),17a(H)-20S-Diachole	45.23	217	13497m	313.84 ng/ml	
126) 13b(H),17a(H)-20R-Diachole	45.67	217	6582m	153.05 ng/ml	
127) 13b,17a-20S-Methyldiachole	46.36	217	6996m	162.68 ng/ml	
128) 14a(H),17a(H)-20S-Cholesta	47.23	217	6022m	140.03 ng/ml	
129) 14a(H),17a(H)-20R-Cholesta	47.75	217	23139m	538.04 ng/ml	
130) 13b,17a-20R-Ethyldiacholes	48.02	217	5119m	119.03 ng/ml	
131) 13a,17b-20S-Ethyldiacholes	48.29	217	1483m	34.48 ng/ml	
132) 14a,17a-20S-Methylcholesta	48.44	217	4532m	105.38 ng/ml	
133) 14a,17a-20R-Methylcholesta	49.16	217	9734m	226.34 ng/ml	
134) 14a(H),17a(H)-20S-Ethylcho	49.51	217	14582m	339.07 ng/ml	
135) 14a(H),17a(H)-20R-Ethylcho	50.41	217	12392m	288.15 ng/ml	
136) 14b(H),17b(H)-20R-Cholesta	47.31	218	11500m	267.41 ng/ml	
137) 14b(H),17b(H)-20S-Cholesta	47.40	218	12740m	296.24 ng/ml	
138) 14b,17b-20R-Methylcholesta	48.61	218	13610m	316.47 ng/ml	
139) 14b,17b-20S-Methylcholesta	48.69	218	16667m	387.55 ng/ml	
140) 14b(H),17b(H)-20R-Ethylcho	49.75	218	18506m	430.31 ng/ml	
141) 14b(H),17b(H)-20S-Ethylcho	49.79	218	11617m	270.13 ng/ml	
142) C26,20R- +C27,20S- triarom	49.47	231	86756m	2017.31 ng/mL	
143) C28,20S-triaromatic steroi	50.34	231	50083m	1164.56 ng/ml	
144) C27,20R-triaromatic steroi	50.78	231	53740m	1249.60 ng/mL	
145) C28,20R-triaromatic steroi	51.98	231	41503m	965.05 ng/mL	

(#) = qualifier out of range (m) = manual integration (+) = signals summed

Quantitation Report (QT Reviewed)

Data Path : O:\Forensics\Data\PAH1\JAN08\JAN07\
Data File : A18990.D
Acq On : 8 Jan 2008 1:27 pm
Operator : ac
Sample : ST011608AWS01
Misc : ANS
ALS Vial : 12 Sample Multiplier: 1

Quant Time: Jan 13 15:34:00 2008
Quant Method : O:\FORENSICS\METHODS\PAH1\JAN08\PAH10107.M
Quant Title : Decalins & Alkylated PAH's
QLast Update : Tue Jan 08 11:26:58 2008
Response via : Initial Calibration

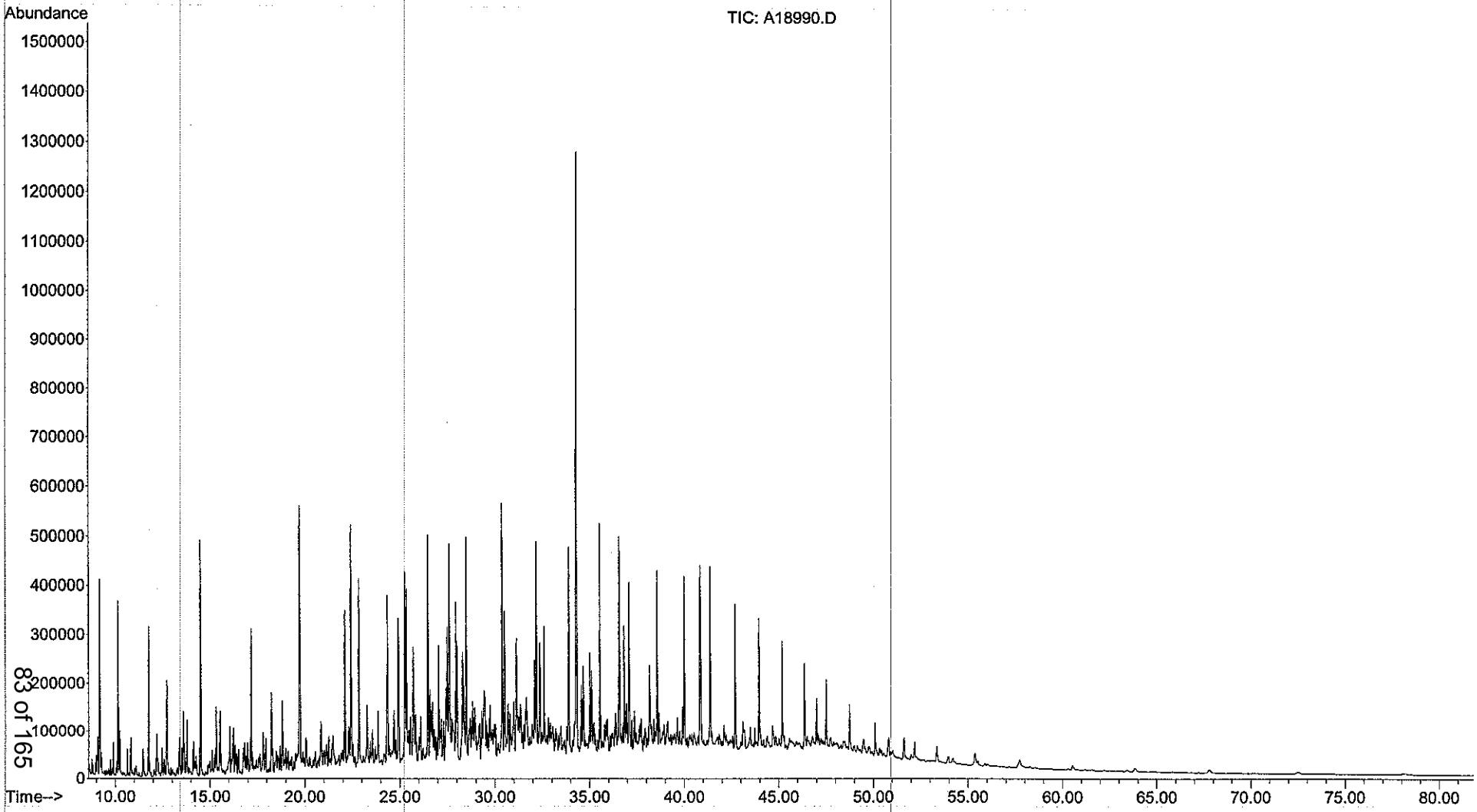

Form I
Alaska North Slope Crude
Steranes and Triterpanes

Client: **NewFields**
Project: **PSANDS-Former Clifton MGP Site**
Client ID: **Alaska North Slope Crude**
Case: **N/A** SDG: **N/A**
Matrix: **Oil**

Lab Code: **MA00030**
ETR: **0710062**
Lab ID: **SS020408AWS02**
Associated Blank: **N/A**
Concentration Units: **mg/Kg**

Date Collected	Date Received	Date Extracted	Date Analyzed	Percent Solid	Sample Amount (g)	Final Volume (ml)	Dilution Factor	Analyst
N/A	N/A	N/A	02/02/08	100	0.05393	10	1	AC

Parameter	Result		Parameter	Result
C23 Tricyclic Terpane	78		30,31-Bishomohopane-22S	66
C24 Tricyclic Terpane	44		30,31-Bishomohopane-22R	47
C25 Tricyclic Terpane	52		30,31-Trishomohopane-22S	49
C24 Tetracyclic Terpane	18		30,31-Trishomohopane-22R	32
C26 Tricyclic Terpane-22S	18		Tetrakishomohopane-22S	32
C26 Tricyclic Terpane-22R	16		Tetrakishomohopane-22R	25
C28 Tricyclic Terpane-22S	19		Pentakishomohopane-22S	38
C28 Tricyclic Terpane-22R	19		Pentakishomohopane-22R	26
C29 Tricyclic Terpane-22S	25		13b(H),17a(H)-20S-Diacholestane	64
C29 Tricyclic Terpane-22R	24		13b(H),17a(H)-20R-Diacholestane	31
18a-22,29,30-Trisnorneohopane-TS	30		13b,17a-20S-Methyldiacholestane	33
C30 Tricyclic Terpane-22S	15		14a(H),17a(H)-20S-Cholestane	37
C30 Tricyclic Terpane-22R	23		14a(H),17a(H)-20R-Cholestane	100
17a(H)-22,29,30-Trisnorhopane-TM	38		13b,17a-20R-Ethyldiacholestane	28
17a/b,21b/a 28,30-Bisnorhopane	7.4		13a,17b-20S-Ethyldiacholestane	6.6
17a(H),21b(H)-25-Norhopane	11		14a,17a-20S-Methylcholestane	24
30-Norhopane	120		14a,17a-20R-Methylcholestane	50
18a(H)-30-Norneohopane-C29Ts	28		14a(H),17a(H)-20S-Ethylcholestane	62
17a(H)-Diahopane	14		14a(H),17a(H)-20R-Ethylcholestane	53
30-Normoretane	12		14b(H),17b(H)-20R-Cholestane	49
18a(H)&18b(H)-Oleananes	0.80	U	14b(H),17b(H)-20S-Cholestane	53
Hopane	190		14b,17b-20R-Methylcholestane	63
Moretane	16		14b,17b-20S-Methylcholestane	70
30-Homohopane-22S	91		14b(H),17b(H)-20R-Ethylcholestane	85
30-Homohopane-22R	73		14b(H),17b(H)-20S-Ethylcholestane	47

N/A - Not Applicable
U - The analyte was analyzed for but not detected at the sample specific level reported.

320 Forbes Blvd, Mansfield, MA 02048, (508) 822-9300, Fax (508) 822-3288

Data Path : O:\Forensics\Data\PAH2\ICALs\ICALBIO20201\
Data File : A28365.D
Acq On : 2 Feb 2008 5:00 am
Operator : AC
Sample : SS020408AWS02
Misc : ans
ALS Vial : 11 Sample Multiplier: 1

MAB for SO 2/6/08

Quant Time: Feb 06 21:58:02 2008
Quant Method : O:\FORENSICS\METHODS\PAH2\FEB08\BIO20201.M
Quant Title : Decalins & Alkylated PAH's
QLast Update : Sat Feb 02 11:37:55 2008
Response via : Initial Calibration

Internal Standards	R.T.	QIon	Response	Conc	Units	Dev(Min)
1) Chrysene-d12	42.68	240	41415m	500.00	ng/mL	0.00

System Monitoring Compounds

36) 5B(H)Cholane - Surr	43.32	217	18917m	1162.12	ng/ml	0.00

Spiked Amount 1000.000 Range 50 - 130 Recovery = 116.21%

Target Compounds						Qvalue
2) 17a(H),21B(H)-hopane - C30	51.54	191	35243m	1015.39	ng/mL	
3) Hopane (T19)	51.54	191	35196m	1014.03	ng/mL	
4) C23 Tricyclic Terpane (T4)	40.34	191	14681	422.97	ng/ml	100
5) C24 Tricyclic Terpane (T5)	41.08	191	8203m	236.34	ng/ml	
6) C25 Tricyclic Terpane (T6)	42.56	191	9723m	280.13	ng/ml	
7) C24 Tetracyclic Terpane (T	43.86	191	3461m	99.71	ng/ml	
8) C26 Tricyclic Terpane-22S	43.63	191	3382m	97.44	ng/ml	
9) C26 Tricyclic Terpane-22R	43.71	191	2990m	86.14	ng/ml	
10) C28 Tricyclic Terpane-22S	46.01	191	3562m	102.62	ng/ml	
11) C28 Tricyclic Terpane-22R	46.17	191	3525m	101.56	ng/ml	
12) C29 Tricyclic Terpane-22S	46.69	191	4671m	134.58	ng/ml	
13) C29 Tricyclic Terpane-22R	46.89	191	4482m	129.13	ng/ml	
14) 18a-22,29,30-Trisnorneohop	47.94	191	5699m	164.19	ng/ml	
15) C30 Tricyclic Terpane-22S	48.06	191	2814m	81.07	ng/mL	
16) C30 Tricyclic Terpane-22R	48.29	191	4278m	123.25	ng/mL	
17) 17a(H)-22,29,30-Trisnorhop	48.46	191	7098	204.50	ng/ml	100
18) 17a/b,21b/a 28,30-Bisnorho	49.60	191	1375m	39.62	ng/ml	
19) 17a(H),21b(H)-25-Norhopane	49.44	191	1993m	57.42	ng/ml	
20) 30-Norhopane (T15)	50.24	191	22041	635.02	ng/ml	100
21) 18a(H)-30-Norneohopane-C29	50.34	191	5217	150.31	ng/ml	100
22) 17a(H)-Diahopane (X)	50.47	191	2678	77.16	ng/ml	100
23) 30-Normoretane (T17)	50.98	191	2171m	62.55	ng/ml	
25) Moretane (T20)	52.20	191	2893m	83.35	ng/ml	
26) 30-Homohopane-22S (T21)	53.23	191	17017	490.28	ng/ml	100
27) 30-Homohopane-22R (T22)	53.45	191	13621m	392.43	ng/ml	
28) 30,31-Bishomohopane-22S (T	54.71	191	12301	354.40	ng/ml	100
29) 30,31-Bishomohopane-22R (T	55.07	191	8738	251.75	ng/ml	100
30) 30,31-Trishomohopane-22S (	56.71	191	9148	263.56	ng/ml	100
31) 30,31-Trishomohopane-22R (	57.29	191	6068m	174.83	ng/ml	
32) Tetrakishomohopane-22S (T3	59.20	191	5996m	172.75	ng/ml	
33) Tetrakishomohopane-22R (T3	60.04	191	4647m	133.88	ng/ml	
34) Pentakishomohopane-22S (T3	62.14	191	7194m	207.27	ng/ml	
35) Pentakishomohopane-22R (T3	63.37	191	4894m	141.00	ng/ml	
37) 13b(H),17a(H)-20S-Diachole	44.85	217	5587m	343.22	ng/ml	
38) 13b(H),17a(H)-20R-Diachole	45.27	217	2748m	168.82	ng/ml	
39) 13b,17a-20S-Methyldiachole	45.97	217	2886m	177.29	ng/ml	
40) 14a(H),17a(H)-20S-Cholesta	46.82	217	3276m	201.25	ng/ml	
41) 14a(H),17a(H)-20R-Cholesta	47.32	217	8849m	543.62	ng/ml	
42) 13b,17a-20R-Ethyldiacholes	47.59	217	2502	153.70	ng/ml	100
43) 13a,17b-20S-Ethyldiacholes	47.85	217	579	35.57	ng/ml	100
44) 14a,17a-20S-Methylcholesta	48.00	217	2082m	127.90	ng/ml	
45) 14a,17a-20R-Methylcholesta	48.68	217	4365m	268.15	ng/ml	
46) 14a(H),17a(H)-20S-Ethylcho	49.01	217	5423m	333.15	ng/ml	
47) 14a(H),17a(H)-20R-Ethylcho	49.88	217	4647	285.48	ng/ml	100
48) 14b(H),17b(H)-20R-Cholesta	46.91	218	4318	265.27	ng/ml	100

Data Path : O:\Forensics\Data\PAH2\ICALs\ICALBIO20201\
Data File : A28365.D
Acq On : 2 Feb 2008 5:00 am
Operator : AC
Sample : SS020408AWS02
Misc : ans
ALS Vial : 11 Sample Multiplier: 1

Quant Time: Feb 06 21:58:02 2008
Quant Method : O:\FORENSICS\METHODS\PAH2\FEB08\BIO20201.M
Quant Title : Decalins & Alkylated PAH's
QLast Update : Sat Feb 02 11:37:55 2008
Response via : Initial Calibration

Internal Standards	R.T.	QIon	Response	Conc Units	Dev(Min)
49) 14b(H),17b(H)-20S-Cholesta	46.99	218	4679m	287.44 ng/ml	
50) 14b,17b-20R-Methylcholesta	48.16	218	5539	340.27 ng/ml	100
51) 14b,17b-20S-Methylcholesta	48.23	218	6139m	377.13 ng/ml	
52) 14b(H),17b(H)-20R-Ethylcho	49.25	218	7498m	460.62 ng/ml	
53) 14b(H),17b(H)-20S-Ethylcho	49.29	218	4165m	255.87 ng/ml	
54) C26,20R- +C27,20S- triarom	48.97	231	41281m	2535.99 ng/mL	
55) C28,20S-triaromatic steroi	49.79	231	23499m	1443.60 ng/mL	
56) C27,20R-triaromatic steroi	50.21	231	26900	1652.53 ng/mL	100
57) C28,20R-triaromatic steroi	51.37	231	20201m	1241.00 ng/mL	

(#) = qualifier out of range (m) = manual integration (+) = signals summed

Quantitation Report (QT Reviewed)

Data Path : O:\Forensics\Data\PAH2\ICALs\ICALBIO20201\
Data File : A28365.D
Acq On : 2 Feb 2008 5:00 am
Operator : AC
Sample : SS020408AWS02
Misc : ans
ALS Vial : 11 Sample Multiplier: 1

Quant Time: Feb 06 21:58:02 2008
Quant Method : O:\FORENSICS\METHODS\PAH2\FEB08\BIO20201.M
Quant Title : Decalins & Alkylated PAH's
QLast Update : Sat Feb 02 11:37:55 2008
Response via : Initial Calibration

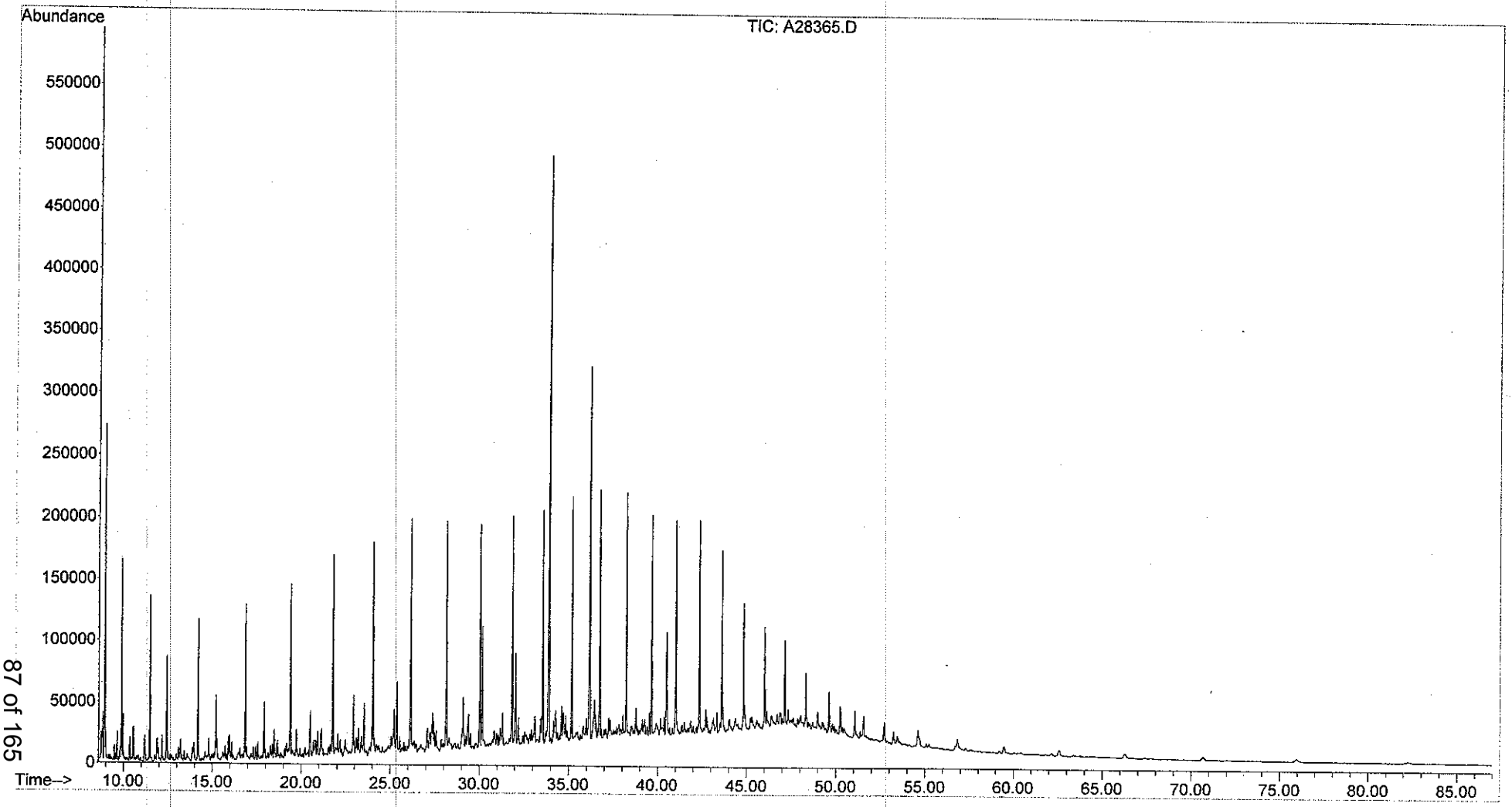

Sequence Name: C:\MSDChem\1\sequence\S1012901.S
Comment:
Operator: ac
Data Path: C:\MSDCHEM\1\DATA\JAN08\JAN29\

Top Pre-Seq Cmd:
Instrument Control Pre-Seq Cmd:
Data Analysis Pre-Seq Cmd:

Top Post-Seq Cmd:
Instrument Control Post-Seq Cmd:
Data Analysis Post-Seq Cmd:

Method Sections To Run
(X) Full Method
( ) Reprocessing Only

On A Barcode Mismatch
(X) Inject Anyway
( ) Don't Inject

Line			Sample Name/Misc Info		
1)	Sample	1	A19283	FRNC1D	TEST
2)	Sample	2	A19284	FRNC1D	C1012901 pass
3)	Sample	3	A19285	FRNC1D	DCM
4)	Sample	5	A19287	FRNC1D	Q1012901
5)	Sample	6	A19288	FRNC1D	ANS1012901
6)	Sample	7	A19289	FRNC1D	CB1012901
7)	Sample	8	A19290	FRNC1D	DCM
8)	Sample	9	A19291	FRNC1D	DCM
9)	Sample	10	A19292	FRNC1D	SS012508B08
10)	Sample	11	A19293	FRNC1D	SS012508LCS03
11)	Sample	12	A19294	FRNC1D	SS012508LCSD03
12)	Sample	13	A19295	FRNC1D	C1012902 pass
13)	Sample	14	A19296	FRNC1D	0801030-01
14)	Sample	15	A19297	FRNC1D	0801030-04
15)	Sample	16	A19298	FRNC1D	0801030-07
16)	Sample	17	A19299	FRNC1D	0801030-10
17)	Sample	18	A19300	FRNC1D	0801030-13
18)	Sample	19	A19301	FRNC1D	0801030-16
19)	Sample	20	A19302	FRNC1D	0801030-19
20)	Sample	21	A19303	FRNC1D	0801039-02
21)	Sample	22	A19304	FRNC1D	0801039-04
22)	Sample	23	A19305	FRNC1D	0801039-05
23)	Sample	24	A19306	FRNC1D	0801039-06
24)	Sample	25	A19307	FRNC1D	C1012903 pass
25)	Sample	26	A19308	FRNC1D	C1012904 pass
26)	Sample	27	A19309	FRNC1D	0801030-10
27)	Sample	28	A19310	FRNC1D	0801030-13
28)	Sample	29	A19311	FRNC1D	C1012905 pass
29)	Sample	30	A19312	FRNC1D	DCM
30)	Sample	31	A19313	FRNC1D	DCM
31)	Sample	32	A19314	FRNC1D	SS0101607B13 ✓
32)	Sample	33	A19315	FRNC1D	SS0101607LCS04 ✓
33)	Sample	34	A19316	FRNC1D	SS0101607LCSD04 ✓
34)	Sample	35	A19317	FRNC1D	0710062-01-RE ✓
35)	Sample	36	A19318	FRNC1D	0710062-01D-RE ✓
36)	Sample	37	A19319	FRNC1D	0710062-02-~~RE~~ ✓
37)	Sample	38	A19320	FRNC1D	0710062-01 ✓
38)	Sample	39	A19321	FRNC1D	0710062-01D ✓
39)	Sample	40	A19322	FRNC1D	0710062-02
40)	Sample	41	A19323	FRNC1D	C1012906 pass
41)	Sample	42	A19324	FRNC1D	dcm
42)	Sample	43	A19325	FRNC1D	dcm
43)	Sample	44	A19326	FRNC1D	SO020108B02

reported 2/8/08

PAH #I Sequence Information

SHC Continuing Calibration: WHAF17 Conc.: 50ug/mL
PAH Continuing Calibration: WHAF16 Conc.: 500ng/mL

Alaska North Slope Crude Standard: WHAE49 Conc.: 5.393 mg/ml MS
Alaska North Slope Crude Standard: WHAE15 Conc.: 9.975/mL

FID Process Method: HC10920K.M PAH Process Method: PAH10107.M

Last Modified: Fri Feb 01 17:04:55 2008

Sequence Name: C:\MSDCHEM\1\SEQUENCE\S1020201.S
Comment:
Operator: SEO
Data Path: C:\MSDCHEM\1\DATA\FEB08\FEB02\

Top Pre-Seq Cmd:
Instrument Control Pre-Seq Cmd:
Data Analysis Pre-Seq Cmd:

Top Post-Seq Cmd:
Instrument Control Post-Seq Cmd:
Data Analysis Post-Seq Cmd:

Method Sections To Run
(X) Full Method
( ) Reprocessing Only

On A Barcode Mismatch
(X) Inject Anyway
( ) Don't Inject

Line			Sample Name/Misc Info			
1)	Sample	1	A19333	FRNC1D	DCM	
2)	Sample	2	A19334	FRNC1D	C1020201	Pass for d/l. ✓ reported
3)	Sample	3	A19335	FRNC1D	0710062-02-RE	
4)	Sample	4	A19336	FRNC1D	C1020202	Pass for d/l.

PAH #1 Sequence Information

SHC Continuing Calibration: WHAF17 Conc.: 50ug/mL
PAH Continuing Calibration: WHAF16 Conc.: 500ng/mL

Alaska North Slope Crude Standard: WHAE49 Conc.: 5.393 mg/ml MS
Alaska North Slope Crude Standard: WHAE15 Conc.: 9.975/mL

FID Process Method: HC10920K.M PAH Process Method: PAH10107.M

2/12/08 RD

Injection Log

Directory: o:\Forensics\Data\PAH2\2008\FEB 2008\FEB01

Line	Vial	FileName	Multiplier	SampleName	Misc Info	Injected
1	1	A28355.d	0.	test	sim scan 0.01ug/ml	1 Feb 2008 12:04
2	2	A28356.d	0.	C2020101	cc	1 Feb 2008 13:54
3	3	A28357.d	0.	dcm	dcm	1 Feb 2008 15:35
4	4	A28358.d	0.	dcm	dcm	1 Feb 2008 17:15
5	5	A28359.d	0.	i2020101	I1	1 Feb 2008 18:56
6	6	A28360.d	0.	i2020102	I2	1 Feb 2008 20:37
7	7	A28361.d	0.	i2020103	I3	1 Feb 2008 22:18
8	8	A28362.d	0.	i2020104 C2020100 PASS	I4	1 Feb 2008 23:59
9	9	A28363.d	0.	i2020105	I5	2 Feb 2008 01:39
10	10	A28364.d	0.	i2020106	I6	2 Feb 2008 03:20
11	11	A28365.d	0.	ans2020101	ans	2 Feb 2008 05:00
12	12	A28366.d	0.	dcm	dcm	2 Feb 2008 06:40
13	13	A28367.d	0.	dcm	dcm	2 Feb 2008 08:21
14	14	A28368.d	0.	ss020108b05 ✓ ✓ reported 2/11/08	1x etr0710062	2 Feb 2008 10:02
15	15	A28369.d	0.	0710062-01 ✓	1x	2 Feb 2008 11:43
16	16	A28370.d	0.	0710062-01d ✓	1x	2 Feb 2008 13:25
17	17	A28371.d	0.	0710062-02 ✓	1x	2 Feb 2008 15:05
18	18	A28372.d	0.	ans test 10g	1x	2 Feb 2008 16:46
19	8	A28373.d	0.	C2020101 PASS	cc	2 Feb 2008 18:27

PAH #2 Sequence Information

SHC Continuing Calibration: WHAF17Conc.: 50ug/mL
PAH Continuing Calibration: WHAF16 Conc.: 500 ng/mL

Alaska North Slope Crude Standard: WHAE49 Conc.: 5.393mg/mL MS
Alaska North Slope Crude Standard: WHAE15 Conc.: 9.975 mg/mL FID

FID Process Method: HC21205.M PAH Process Method: PAH21219.M

DIO Method - B1020201.M

2/4/08

Supporting Quality Control Results

Form IV
Method Blank Summary
Alkylated Polynuclear Aromatic Hydrocarbons

Client: **NewFields**
Project: **PSANDS-Former Clifton MGP Site**
Case: **N/A** SDG: **N/A**

Lab Code: **MA00030**
ETR: **0710062**
Lab ID: **SS101607B13**
Date Analyzed: **01/31/08 19:34**

Client ID	Lab ID	Date/Time Analyzed
LCS	SS101607LCS04	01/31/08 21:07
LCSD	SS101607LCSD04	01/31/08 22:40
GPESB-6WA (13.5-14.5')	0710062-01E	02/01/08 00:13
GPESB-6WA (13.5-14.5')	0710062-01E D	02/01/08 01:45
GPESB-7A (15-16')	0710062-02	02/01/08 03:18
GPESB-6WA (13.5-14.5')	0710062-01	02/01/08 04:51
GPESB-6WA (13.5-14.5')	0710062-01 D	02/01/08 06:23
GPESB-7A (15-16')	0710062-02E	02/02/08 13:14

N/A - Not Applicable

320 Forbes Blvd, Mansfield, MA 02048, (508) 822-9300, Fax (508) 822-3288

Form IV
Method Blank Summary
Steranes and Triterpanes

Client: **NewFields**
Project: **PSANDS-Former Clifton MGP Site**
Case: **N/A** SDG: **N/A**

Lab Code: **MA00030**
ETR: **0710062**
Lab ID: **SS020108B05**
Date Analyzed: **02/02/08 10:02**

Client ID	Lab ID	Date/Time Analyzed
GPESB-6WA (13.5-14.5')	0710062-01	02/02/08 11:43
GPESB-6WA (13.5-14.5')	0710062-01 D	02/02/08 13:25
GPESB-7A (15-16')	0710062-02	02/02/08 15:05

N/A - Not Applicable

320 Forbes Blvd, Mansfield, MA 02048, (508) 822-9300, Fax (508) 822-3288

Injection Log

Directory: o:\FORENSICS\Data\PAH1\JAN08\JAN07

Line	Vial	FileName	Multiplier	SampleName	Misc Info	Injected
1	1	A18960.d	0.	FULL SCAN		7 Jan 2008 12:29
2	1	A18962.d	0.	FULL SIM		7 Jan 2008 14:00
3	2	A18964.d	0.	PRIME		7 Jan 2008 16:10
4	2	A18966.d	0.	PRIME		7 Jan 2008 17:43
5	2	A18968.d	0.	PRIME		7 Jan 2008 19:17
6	3	A18970.d	0.	dcm	dcm	7 Jan 2008 20:50
7	3	A18972.d	0.	DCM		7 Jan 2008 22:23
8	4	A18974.d	0.	I1010701 WHAE58	I1 10 ng/mL	7 Jan 2008 23:56
9	5	A18976.d	0.	I1010702 57	I2 25	8 Jan 2008 01:29
10	6	A18978.d	0.	I1010703 56	I3 100	8 Jan 2008 03:03
11	7	A18980.d	0.	I1010704 ~~WHAF05~~ WHAF16	I4 500	8 Jan 2008 04:36
12	8	A18982.d	0.	I1010705 WHAE53	I5 5000	8 Jan 2008 06:09
13	9	A18984.d	0.	I1010706 52	I6 10000	8 Jan 2008 07:43
14	10	A18986.d	0.	BaF	BaF	8 Jan 2008 09:16
15	11	A18988.d	0.	Q1010701 WHAE59	ICC	8 Jan 2008 11:54
16	12	A18990.d	0.	ANS1010701 WHAE49	ANS	8 Jan 2008 13:27
17	14	A18992.d	0.	C1010701	CC	8 Jan 2008 16:21
18	15	A18994.d	0.	HPLC BLANK	CC	8 Jan 2008 17:54
19	4	A18996.d	0.	I1010801	L1	8 Jan 2008 19:27
20	5	A18998.d	0.	I1010802	L2	8 Jan 2008 20:55
21	6	A19000.d	0.	I1010803	L3	8 Jan 2008 22:23
22	7	A19002.d	0.	I1010804	L4	8 Jan 2008 23:51
23	8	A19004.d	0.	I1010805	L5	9 Jan 2008 01:19
24	9	A19006.d	0.	I1010806	L6	9 Jan 2008 02:47
25	10	A19008.d	0.	ANS1010801	ANS	9 Jan 2008 04:16
26	11	A19010.d	0.	DCM	1X	9 Jan 2008 06:57
27	7	A19012.d	0.	TEST	1X	9 Jan 2008 11:37
28	16	A19014.d	0.	DCM	1X	9 Jan 2008 13:11
29	17	A19015.d	0.	DCM	1X	9 Jan 2008 15:22
30	18	A19016.d	0.	QA AF20/21	1X 100UL	9 Jan 2008 16:55

1/16/08

PAH10107.M

1/16/08

5973 Tune

Mon Jan 07 12:18:46 2008 Instrument: PAH-1

C:\MSDCHEM\1\5973N\PBTBA.U

Mass	69.00	Mass	219.00	Mass	502.10
Ab	462587	Ab	260520	Ab	33966
Pw50	0.50	Pw50	0.51	Pw50	0.48

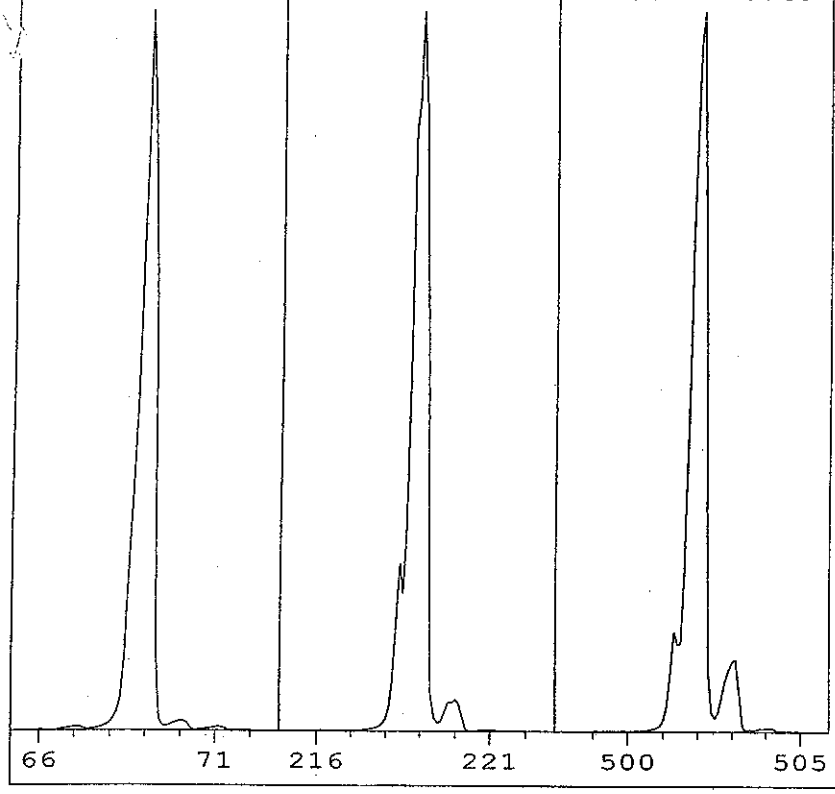

Ion Pol	POS	MassGain	-20
		MassOffs	-12
Emission	34.6	AmuGain	1923
ElEnrgy	69.9	AmuOffs	133
Filament	1	Wid219	0.012
		DC Pol	NEG
Repeller	34.81		
IonFcus	90.2	HEDEnab	ON
EntLens	0.0	EMVolts	2000
EntOffs	VAR		
		Samples	8
PFTBA	OPEN	Averages	3
		Stepsize	0.10
Zones:			
MS Source	230	Foreline	46
MS Quad	150		

Scan: 10.00 - 700.00 Samples: 8 Thresh: 100 Step: 0.10

255 peaks Base: 69.00 Abundance: 375744

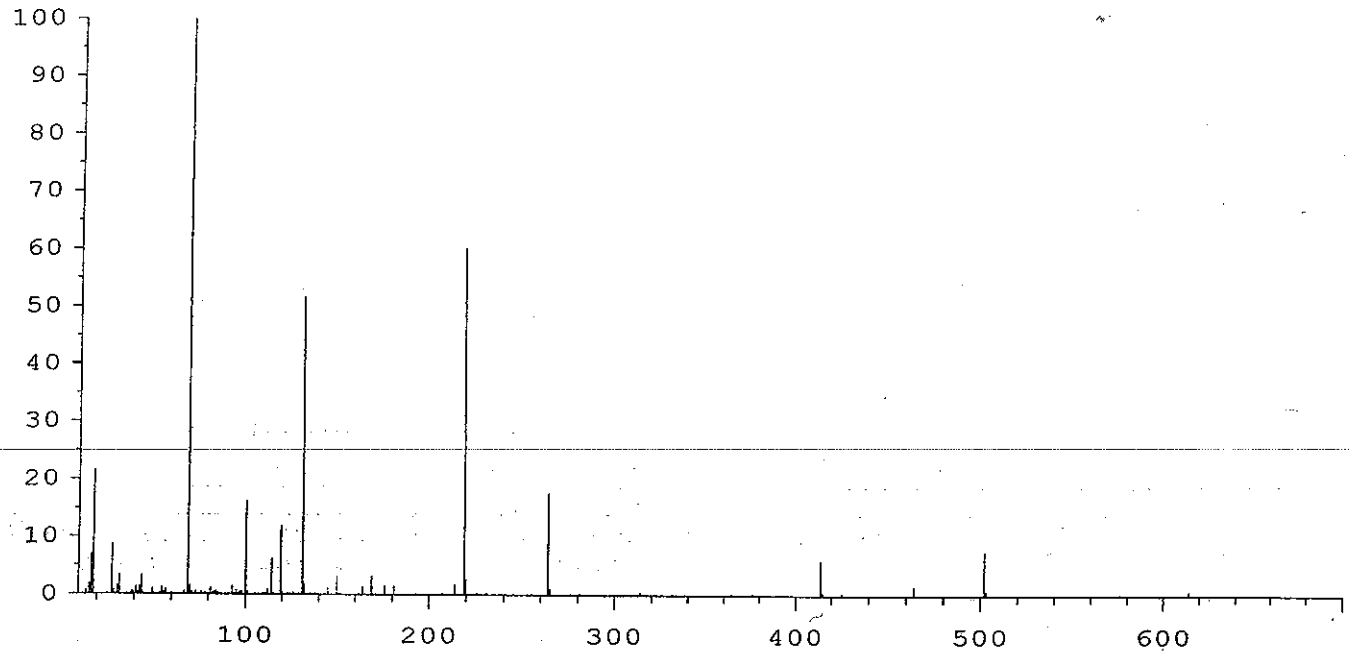

Mass	Abund	Rel Abund	Iso Mass	Iso Abund	Iso Ratio
69.00	375744	100.00	70.00	5725	1.52
218.90	226496	60.28	219.90	9840	4.34
502.00	28584	7.61	503.00	3066	10.73

TARGET MASS:	50	69	131	219	414	502
DYNAMIC ENT OFFSET:	16.8	18.3	18.8	17.8	18.8	20.6
TARGET ABUND(%):	1.0	100.0	50.0	55.0	5.0	6.0
ACTUAL TUNE ABUND(%):	1.1	100.0	51.6	60.3	6.1	7.6

Response Factor Report PAH-1

Method Path : O:\FORENSICS\METHODS\PAH1\JAN08\
Method File : PAH10107.M
Title : Decalins & Alkylated PAH's
Last Update : Sun Jan 13 17:11:41 2008
Response Via : Initial Calibration

1/16/08 for AC 32MS

Calibration Files
10 =A18974.D 25 =A18976.D 100 =A18978.D
500 =A18980.D 5000=A18982.D 1e4 =A18984.D

		Compound	10	25	100	500	5000	1e4	Avg	%RSD
1)	i	Acenaphthene-d10	----------ISTD----------							
2)	A1	trans-Decalin	0.489	0.452	0.440	0.436	0.457	0.414	0.448	5.57
3)	t	cis-Decalin	0.354	0.341	0.329	0.332	0.350	0.319	0.337	3.87
4)	A2	C1-Decalins	0.489	0.452	0.440	0.436	0.457	0.414	0.448	5.57
5)	A2	C2-Decalins	0.489	0.452	0.440	0.436	0.457	0.414	0.448	5.57
6)	A2	C3-Decalins	0.489	0.452	0.440	0.436	0.457	0.414	0.448	5.57
7)	A2	C4-Decalins	0.489	0.452	0.440	0.436	0.457	0.414	0.448	5.57
8)	A1	Naphthalene	2.310	2.288	2.253	2.264	2.144	1.825	2.181	8.41
9)	A2	C1-Naphthalenes	2.310	2.288	2.253	2.264	2.144	1.825	2.181	8.41
10)	A2	C2-Naphthalenes	2.310	2.288	2.253	2.264	2.144	1.825	2.181	8.41
11)	A2	C3-Naphthalenes	2.310	2.288	2.253	2.264	2.144	1.825	2.181	8.41
12)	A2	C4-Naphthalenes	2.310	2.288	2.253	2.264	2.144	1.825	2.181	8.41
13)	s	2-Methylnaphthale	1.252	1.210	1.204	1.299	1.301	1.131	1.233	5.27
14)	t	2-Methylnaphthale	1.483	1.477	1.444	1.492	1.482	1.292	1.445	5.30
15)	t	1-Methylnaphthale	1.469	1.452	1.434	1.457	1.465	1.273	1.425	5.29
16)	A1	Benzothiophene	1.749	1.754	1.732	1.732	1.684	1.444	1.683	7.09
17)	A2	C1-Benzo(b)thioph	1.749	1.754	1.732	1.732	1.684	1.444	1.683	7.09
18)	A2	C2-Benzo(b)thioph	1.749	1.754	1.732	1.732	1.684	1.444	1.683	7.09
19)	A2	C3-Benzo(b)thioph	1.749	1.754	1.732	1.732	1.684	1.444	1.683	7.09
20)	A2	C4-Benzo(b)thioph	1.749	1.754	1.732	1.732	1.684	1.444	1.683	7.09
21)	t	Biphenyl	1.960	1.876	1.821	1.861	1.813	1.583	1.819	6.98
22)	t	2,6-Dimethylnapht	1.287	1.212	1.223	1.284	1.333	1.187	1.254	4.43
23)	t	Dibenzofuran	2.000	1.976	1.955	2.019	1.994	1.758	1.950	4.96
24)	t	Acenaphthylene	1.976	1.953	1.934	2.096	2.216	1.948	2.020	5.57
25)	t	Acenaphthene	1.414	1.371	1.345	1.396	1.393	1.238	1.360	4.72
26)	t	2,3,5-Trimethylna	1.090	1.062	1.076	1.137	1.228	1.103	1.116	5.46
27)	A1	Fluorene	1.528	1.484	1.470	1.586	1.646	1.471	1.531	4.70
28)	A2	C1-Fluorenes	1.528	1.484	1.470	1.586	1.646	1.471	1.531	4.70
29)	A2	C2-Fluorenes	1.528	1.484	1.470	1.586	1.646	1.471	1.531	4.70
30)	A2	C3-Fluorenes	1.528	1.484	1.470	1.586	1.646	1.471	1.531	4.70
31)	A1	Dibenzothiophene	2.088	2.039	2.017	2.181	2.163	1.910	2.066	4.87
32)	A2	4-Methyldibenzoth	2.088	2.039	2.017	2.181	2.163	1.910	2.066	4.87
33)	A2	2/3-Methyldibenzo	2.088	2.039	2.017	2.181	2.163	1.910	2.066	4.87
34)	A2	1-Methyldibenzoth	2.088	2.039	2.017	2.181	2.163	1.910	2.066	4.87
35)	A2	OTP	2.088	2.039	2.017	2.181	2.163	1.910	2.066	4.87
36)	A2	C1-Dibenzothiophe	2.088	2.039	2.017	2.181	2.163	1.910	2.066	4.87
37)	A2	C2-Dibenzothiophe	2.088	2.039	2.017	2.181	2.163	1.910	2.066	4.87
38)	A2	C3-Dibenzothiophe	2.088	2.039	2.017	2.181	2.163	1.910	2.066	4.87
39)	A2	C4-Dibenzothiophe	2.088	2.039	2.017	2.181	2.163	1.910	2.066	4.87
40)	A1	Phenanthrene	2.214	2.094	2.084	2.263	2.294	2.021	2.161	5.11
41)	A2	3-Methylphenanthr	2.214	2.094	2.084	2.263	2.294	2.021	2.161	5.11
42)	A2	2/4-Methylphenant	2.214	2.094	2.084	2.263	2.294	2.021	2.161	5.11
43)	A2	2-Methylanthracen	2.214	2.094	2.084	2.263	2.294	2.021	2.161	5.11
44)	A2	9-Methylphenanthr	2.214	2.094	2.084	2.263	2.294	2.021	2.161	5.11
45)	A2	1-Methylphenanthr	2.214	2.094	2.084	2.263	2.294	2.021	2.161	5.11
46)	A2	C1-Phenanthrenes/	2.214	2.094	2.084	2.263	2.294	2.021	2.161	5.11
47)	A2	C2-Phenanthrenes/	2.214	2.094	2.084	2.263	2.294	2.021	2.161	5.11
48)	A2	5AA IS BKGD	2.214	2.094	2.084	2.263	2.294	2.021	2.161	5.11
49)	A2	C3-Phenanthrenes/	2.214	2.094	2.084	2.263	2.294	2.021	2.161	5.11
50)	A2	C4-Phenanthrenes/	2.214	2.094	2.084	2.263	2.294	2.021	2.161	5.11
51)	t	Retene	0.326	0.285	0.302	0.358	0.456	0.432	0.360	19.45
52)	t	Anthracene	1.890	1.791	1.762	2.056	1.769	1.593	1.810	8.50
53)	t	Carbazole	1.729	1.611	1.594	1.850	2.161	1.948	1.816	11.97
54)	t	1-Methylphenanthr	1.489	1.412	1.407	1.615	1.761	1.570	1.543	8.79
55)	A1	Fluoranthene	2.034	2.011	2.057	2.365	2.558	2.270	2.216	9.94
56)	t	Benzo(b)fluorene	1.131	1.061	1.098	1.356	1.636	1.495	1.296	18.27
57)	s	Pyrene-d10	1.368	1.351	1.342	1.433	1.757	1.567	1.470	11.14
58)	A1	Pyrene	2.143	2.054	2.122	2.458	2.610	2.337	2.287	9.55
59)	A2	C1-Fluoranthenes/	2.143	2.054	2.122	2.458	2.610	2.337	2.287	9.55

Method Path : O:\FORENSICS\METHODS\PAH1\JAN08\
Method File : PAH10107.M
Title : Decalins & Alkylated PAH's
Last Update : Sun Jan 13 17:11:41 2008
Response Via : Initial Calibration

Calibration Files
10 =A18974.D 25 =A18976.D 100 =A18978.D
500 =A18980.D 5000=A18982.D 1e4 =A18984.D

		Compound	10	25	100	500	5000	1e4	Avg	%RSD
60)	A2	C2-Fluoranthenes/	2.143	2.054	2.122	2.458	2.610	2.337	2.287	9.55
61)	A2	C3-Fluoranthenes/	2.143	2.054	2.122	2.458	2.610	2.337	2.287	9.55
62)	A2	C4-Fluoranthenes/	2.143	2.054	2.122	2.458	2.610	2.337	2.287	9.55
63)	A1	Naphthobenzothiop	1.978	1.871	1.885	2.194	2.437	2.190	2.093	10.54
64)	A2	Naphthobenzothiop	1.978	1.871	1.885	2.194	2.437	2.190	2.093	10.54
65)	A2	Naphthobenzothiop	1.978	1.871	1.885	2.194	2.437	2.190	2.093	10.54
66)	A2	Naphthobenzothiop	1.978	1.871	1.885	2.194	2.437	2.190	2.093	10.54
67)	A2	C1-Naphthobenzoth	1.978	1.871	1.885	2.194	2.437	2.190	2.093	10.54
68)	A2	C2-Naphthobenzoth	1.978	1.871	1.885	2.194	2.437	2.190	2.093	10.54
69)	A2	C3-Naphthobenzoth	1.978	1.871	1.885	2.194	2.437	2.190	2.093	10.54
70)	A2	C4-Naphthobenzoth	1.978	1.871	1.885	2.194	2.437	2.190	2.093	10.54
71)	i	Chrysene-d12	----------ISTD----------							
72)	t	Benz[a]anthracene	1.257	1.163	1.197	1.371	1.495	1.367	1.308	9.56
73)	A1	Chrysene	1.408	1.360	1.408	1.486	1.526	1.375	1.427	4.55
74)	A2	Chrysene/Tripheny	1.408	1.360	1.408	1.486	1.526	1.375	1.427	4.55
75)	A2	C1-Chrysenes	1.408	1.360	1.408	1.486	1.526	1.375	1.427	4.55
76)	A2	C2-Chrysenes	1.408	1.360	1.408	1.486	1.526	1.375	1.427	4.55
77)	A2	BBF-d12 Surr BKGD	1.408	1.360	1.408	1.486	1.526	1.375	1.427	4.55
78)	A2	C3-Chrysenes	1.408	1.360	1.408	1.486	1.526	1.375	1.427	4.55
79)	A2	C4-Chrysenes	1.408	1.360	1.408	1.486	1.526	1.375	1.427	4.55
80)	s	Benzo[b]fluoranth	1.054	1.005	1.023	1.070	1.205	1.102	1.077	6.67
81)	t	Benzo[b]fluoranth	1.350	1.292	1.316	1.466	1.598	1.450	1.412	8.15
82)	A1	Benzo[k]fluoranth	1.487	1.411	1.377	1.573	1.664	1.527	1.506	7.02
83)	A2	Benzo[a]fluoranth	1.487	1.411	1.377	1.573	1.664	1.527	1.506	7.02
84)	t	Benzo[e]pyrene	1.433	1.400	1.340	1.457	1.546	1.413	1.431	4.79
85)	t	Benzo[a]pyrene	1.139	1.094	1.091	1.262	1.377	1.285	1.208	9.72
86)	t	Perylene	1.186	1.110	1.141	1.344	1.501	1.384	1.278	12.15
87)	t	Indeno[1,2,3-cd]p	1.168	1.071	1.060	1.185	1.457	1.465	1.234	14.79
88)	t	Dibenz[a,h]anthra	1.114	1.041	1.115	1.282	1.512	1.428	1.249	15.28
89)	t	Benzo[g,h,i]peryl	1.479	1.364	1.325	1.424	1.610	1.497	1.450	7.06
90)	A1	17a(H),21B(H)-hop	0.654	0.616	0.598	0.439	0.483	0.452	0.540	17.23
91)	A2	Hopane (T19)	0.654	0.616	0.598	0.439	0.483	0.452	0.540	17.23
92)	A2	C23 Tricyclic Ter	0.654	0.616	0.598	0.439	0.483	0.452	0.540	17.23
93)	A2	C24 Tricyclic Ter	0.654	0.616	0.598	0.439	0.483	0.452	0.540	17.23
94)	A2	C25 Tricyclic Ter	0.654	0.616	0.598	0.439	0.483	0.452	0.540	17.23
95)	A2	C24 Tetracyclic T	0.654	0.616	0.598	0.439	0.483	0.452	0.540	17.23
96)	A2	C26 Tricyclic Ter	0.654	0.616	0.598	0.439	0.483	0.452	0.540	17.23
97)	A2	C26 Tricyclic Ter	0.654	0.616	0.598	0.439	0.483	0.452	0.540	17.23
98)	A2	C28 Tricyclic Ter	0.654	0.616	0.598	0.439	0.483	0.452	0.540	17.23
99)	A2	C28 Tricyclic Ter	0.654	0.616	0.598	0.439	0.483	0.452	0.540	17.23
100)	A2	C29 Tricyclic Ter	0.654	0.616	0.598	0.439	0.483	0.452	0.540	17.23
101)	A2	C29 Tricyclic Ter	0.654	0.616	0.598	0.439	0.483	0.452	0.540	17.23
102)	A2	18a-22,29,30-Tris	0.654	0.616	0.598	0.439	0.483	0.452	0.540	17.23
103)	A2	C30 Tricyclic Ter	0.654	0.616	0.598	0.439	0.483	0.452	0.540	17.23
104)	A2	C30 Tricyclic Ter	0.654	0.616	0.598	0.439	0.483	0.452	0.540	17.23
105)	A2	17a(H)-22,29,30-T	0.654	0.616	0.598	0.439	0.483	0.452	0.540	17.23
106)	A2	17a/b,21b/a 28,30	0.654	0.616	0.598	0.439	0.483	0.452	0.540	17.23
107)	A2	17a(H),21b(H)-25-	0.654	0.616	0.598	0.439	0.483	0.452	0.540	17.23
108)	A2	30-Norhopane (T15	0.654	0.616	0.598	0.439	0.483	0.452	0.540	17.23
109)	A2	18a(H)-30-Norneoh	0.654	0.616	0.598	0.439	0.483	0.452	0.540	17.23
110)	A2	17a(H)-Diahopane	0.654	0.616	0.598	0.439	0.483	0.452	0.540	17.23
111)	A2	30-Normoretane (T	0.654	0.616	0.598	0.439	0.483	0.452	0.540	17.23
112)	A2	18a(H)&18b(H)-Ole	0.654	0.616	0.598	0.439	0.483	0.452	0.540	17.23
113)	A2	Moretane (T20)	0.654	0.616	0.598	0.439	0.483	0.452	0.540	17.23
114)	A2	30-Homohopane-22S	0.654	0.616	0.598	0.439	0.483	0.452	0.540	17.23
115)	A2	30-Homohopane-22R	0.654	0.616	0.598	0.439	0.483	0.452	0.540	17.23
116)	A2	30,31-Bishomohopa	0.654	0.616	0.598	0.439	0.483	0.452	0.540	17.23
117)	A2	30,31-Bishomohopa	0.654	0.616	0.598	0.439	0.483	0.452	0.540	17.23
118)	A2	30,31-Trishomohop	0.654	0.616	0.598	0.439	0.483	0.452	0.540	17.23

Response Factor Report PAH-1

Method Path : O:\FORENSICS\METHODS\PAH1\JAN08\
Method File : PAH10107.M
Title : Decalins & Alkylated PAH's
Last Update : Sun Jan 13 17:11:41 2008
Response Via : Initial Calibration

Calibration Files
10 =A18974.D 25 =A18976.D 100 =A18978.D
500 =A18980.D 5000=A18982.D 1e4 =A18984.D

		Compound	10	25	100	500	5000	1e4	Avg	%RSD
119)	A2	30,31-Trishomohop	0.654	0.616	0.598	0.439	0.483	0.452	0.540	17.23
120)	A2	Tetrakishomohopan	0.654	0.616	0.598	0.439	0.483	0.452	0.540	17.23
121)	A2	Tetrakishomohopan	0.654	0.616	0.598	0.439	0.483	0.452	0.540	17.23
122)	A2	Pentakishomohopan	0.654	0.616	0.598	0.439	0.483	0.452	0.540	17.23
123)	A2	Pentakishomohopan	0.654	0.616	0.598	0.439	0.483	0.452	0.540	17.23
124)	SA1	5B(H)Cholane - Su	0.231	0.213	0.214	0.236	0.258	0.240	0.232	7.34
125)	A2	13b(H),17a(H)-20S	0.231	0.213	0.214	0.236	0.258	0.240	0.232	7.34
126)	A2	13b(H),17a(H)-20R	0.231	0.213	0.214	0.236	0.258	0.240	0.232	7.34
127)	A2	13b,17a-20S-Methy	0.231	0.213	0.214	0.236	0.258	0.240	0.232	7.34
128)	A2	14a(H),17a(H)-20S	0.231	0.213	0.214	0.236	0.258	0.240	0.232	7.34
129)	A2	14a(H),17a(H)-20R	0.231	0.213	0.214	0.236	0.258	0.240	0.232	7.34
130)	A2	13b,17a-20R-Ethyl	0.231	0.213	0.214	0.236	0.258	0.240	0.232	7.34
131)	A2	13a,17b-20S-Ethyl	0.231	0.213	0.214	0.236	0.258	0.240	0.232	7.34
132)	A2	14a,17a-20S-Methy	0.231	0.213	0.214	0.236	0.258	0.240	0.232	7.34
133)	A2	14a,17a-20R-Methy	0.231	0.213	0.214	0.236	0.258	0.240	0.232	7.34
134)	A2	14a(H),17a(H)-20S	0.231	0.213	0.214	0.236	0.258	0.240	0.232	7.34
135)	A2	14a(H),17a(H)-20R	0.231	0.213	0.214	0.236	0.258	0.240	0.232	7.34
136)	A2	14b(H),17b(H)-20R	0.231	0.213	0.214	0.236	0.258	0.240	0.232	7.34
137)	A2	14b(H),17b(H)-20S	0.231	0.213	0.214	0.236	0.258	0.240	0.232	7.34
138)	A2	14b,17b-20R-Methy	0.231	0.213	0.214	0.236	0.258	0.240	0.232	7.34
139)	A2	14b,17b-20S-Methy	0.231	0.213	0.214	0.236	0.258	0.240	0.232	7.34
140)	A2	14b(H),17b(H)-20R	0.231	0.213	0.214	0.236	0.258	0.240	0.232	7.34
141)	A2	14b(H),17b(H)-20S	0.231	0.213	0.214	0.236	0.258	0.240	0.232	7.34
142)	A2	C26,20R- +C27,20S	0.231	0.213	0.214	0.236	0.258	0.240	0.232	7.34
143)	A2	C28,20S-triaromat	0.231	0.213	0.214	0.236	0.258	0.240	0.232	7.34
144)	A2	C27,20R-triaromat	0.231	0.213	0.214	0.236	0.258	0.240	0.232	7.34
145)	A2	C28,20R-triaromat	0.231	0.213	0.214	0.236	0.258	0.240	0.232	7.34

(#) = Out of Range ### Number of calibration levels exceeded format ###

Quantitation Report (QT Reviewed)

Data Path : O:\FORENSICS\DATA\PAH1\JAN08\JAN07\
Data File : A18974.D
Acq On : 7 Jan 2008 11:56 pm
Operator : ac
Sample : I1010701
Misc : 11
ALS Vial : 4 Sample Multiplier: 1

Quant Time: Jan 08 07:28:00 2008
Quant Method : O:\FORENSICS\METHODS\PAH1\JAN08\PAH10107.M
Quant Title : Decalins & Alkylated PAH's
QLast Update : Mon Jan 07 16:11:32 2008
Response via : Initial Calibration

1/10 125 AC 2mS

Internal Standards	R.T.	QIon	Response	Conc Units	Dev(Min)
1) Acenaphthene-d10	26.62	164	45220	500.00 ng/mL	0.01
71) Chrysene-d12	43.08	240	61649	500.00 ng/mL	0.04
System Monitoring Compounds					
13) 2-Methylnaphthalene-d10	22.29	152	1132	10.43 ng/mL	0.01
Spiked Amount 1000.000	Range 50 - 130		Recovery	= 1.04%#	
57) Pyrene-d10	38.16	212	1237	8.08 ng/mL	0.02
Spiked Amount 1000.000	Range 50 - 130		Recovery	= 0.81%#	
80) Benzo[b]fluoranthene-d12	46.98	264	1300	8.35 ng/mL	0.04
Spiked Amount 1000.000	Range 50 - 130		Recovery	= 0.83%#	
124) 5B(H)Cholane - Surr	43.71	217	285	9.10 ng/ml	0.04
Spiked Amount 1000.000	Range 50 - 130		Recovery	= 0.91%#	

Target Compounds					Qvalue
2) trans-Decalin	16.30	138	221	5.56 ng/mL	100
3) cis-Decalin	17.51	138	160m	5.47 ng/mL	
8) Naphthalene	19.73	128	2089	10.26 ng/mL#	100
14) 2-Methylnaphthalene	22.42	142	1341	10.05 ng/mL#	100
15) 1-Methylnaphthalene	22.84	142	1329	9.84 ng/mL#	100
16) Benzothiophene	19.94	134	1582	9.35 ng/mL	100
21) Biphenyl	24.31	154	1773	9.37 ng/mL#	100
22) 2,6-Dimethylnaphthalene	24.91	156	1164	9.90 ng/mL#	100
23) Dibenzofuran	27.38	168	1809	9.68 ng/mL	98
24) Acenaphthylene	26.01	152	1787	8.38 ng/mL#	100
25) Acenaphthene	26.74	153	1279	9.59 ng/mL	95
26) 2,3,5-Trimethylnaphthalene	28.30	170	986	9.05 ng/mL	94
27) Fluorene	28.76	166	1382	9.07 ng/mL	97
31) Dibenzothiophene	32.08	184	1888	8.71 ng/mL	99
40) Phenanthrene	32.57	178	2002	9.20 ng/mL	95
51) Retene	39.58	234	295	6.92 ng/mL	89
52) Anthracene	32.76	178	1709	9.08 ng/mL	93
53) Carbazole	33.43	167	1564	8.42 ng/mL	96
54) 1-Methylphenanthrene	35.09	192	1347	8.62 ng/mL	96
55) Fluoranthene	37.35	202	1840	7.48 ng/mL#	92
56) Benzo(b)fluorene	39.87	216	1023	6.85 ng/mL	99
58) Pyrene	38.23	202	1938	7.89 ng/mL#	93
63) Naphthobenzothiophene	42.09	234	1789	7.68 ng/ml#	89
64) Naphthobenzothiophene-2,1-	42.09	234	1789	7.67 ng/mL#	89
72) Benz[a]anthracene	43.01	228	1550m	8.21 ng/mL	
73) Chrysene	43.18	228	1736	8.68 ng/mL	99
74) Chrysene/Triphenylene	43.18	228	1729	8.65 ng/mL	98
81) Benzo[b]fluoranthene	47.07	252	1664	8.72 ng/mL#	89
82) Benzo[k]fluoranthene	47.15	252	1834	8.66 ng/mL#	83
84) Benzo[e]pyrene	48.06	252	1767	9.33 ng/mL	92
85) Benzo[a]pyrene	48.24	252	1404m	8.26 ng/mL	
86) Perylene	48.55	252	1462	8.09 ng/mL	91
87) Indeno[1,2,3-cd]pyrene	53.00	276	1440m	6.81 ng/mL	
88) Dibenz[a,h]anthracene	53.09	278	1374m	7.40 ng/mL	
89) Benzo[g,h,i]perylene	54.28	276	1823	9.19 ng/mL	98
90) 17a(H),21B(H)-hopane - C30	52.17	191	806m	13.75 ng/mL	
91) Hopane (T19)	52.17	191	806m	13.78 ng/mL	

(#) = qualifier out of range (m) = manual integration (+) = signals summed

Quantitation Report (QT Reviewed)

Data Path : O:\FORENSICS\DATA\PAH1\JAN08\JAN07\
Data File : A18974.D
Acq On : 7 Jan 2008 11:56 pm
Operator : ac
Sample : I1010701
Misc : 11
ALS Vial : 4 Sample Multiplier: 1

Quant Time: Jan 08 07:28:00 2008
Quant Method : O:\FORENSICS\METHODS\PAH1\JAN08\PAH10107.M
Quant Title : Decalins & Alkylated PAH's
QLast Update : Mon Jan 07 16:11:32 2008
Response via : Initial Calibration

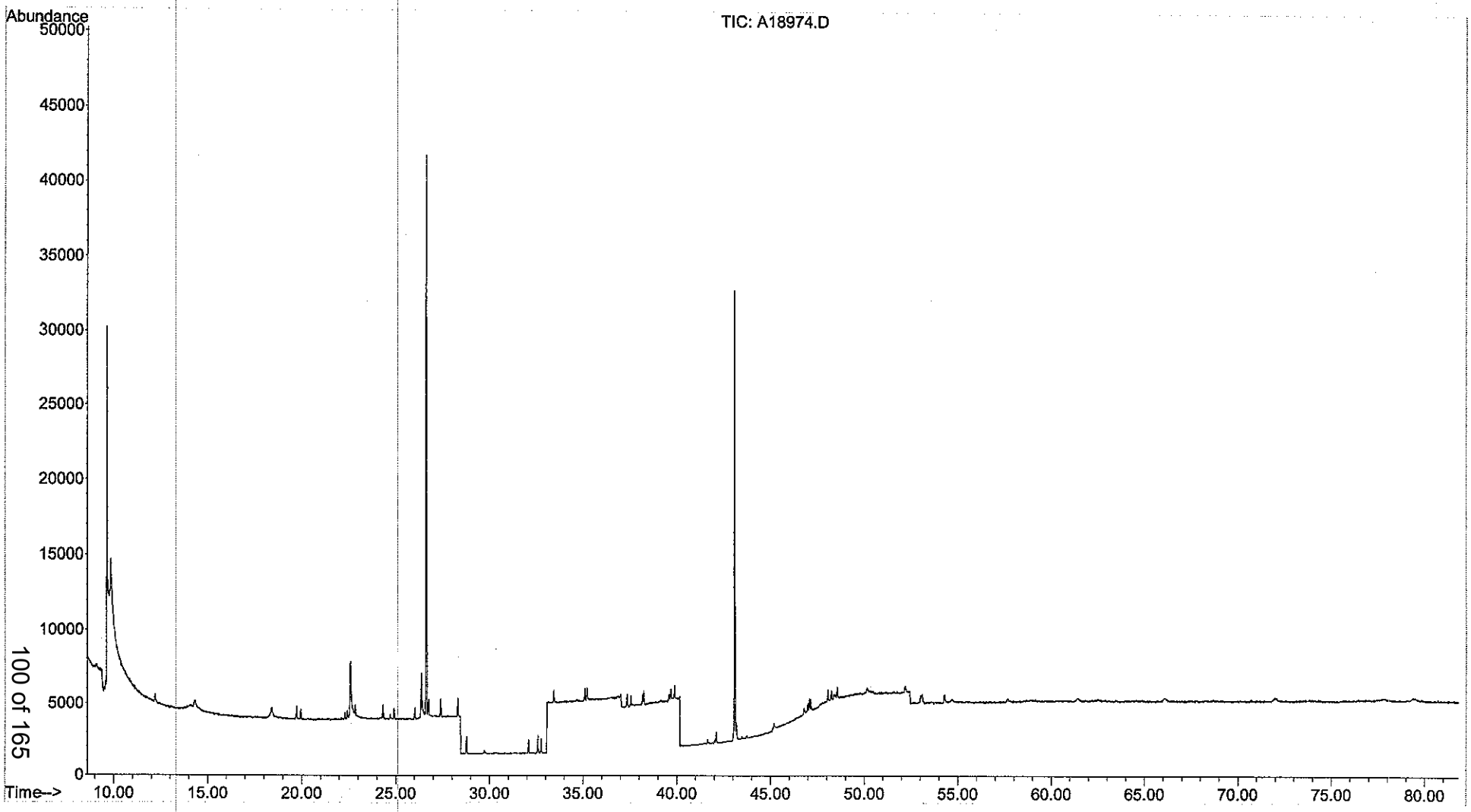

Quantitation Report (QT Reviewed)

Data Path : O:\FORENSICS\DATA\PAH1\JAN08\JAN07\
Data File : A18976.D
Acq On : 8 Jan 2008 1:29 am
Operator : ac
Sample : I1010702
Misc : 12
ALS Vial : 5 Sample Multiplier: 1

Quant Time: Jan 08 07:28:00 2008
Quant Method : O:\FORENSICS\METHODS\PAH1\JAN08\PAH10107.M
Quant Title : Decalins & Alkylated PAH's
QLast Update : Tue Jan 08 09:00:17 2008
Response via : Initial Calibration

1/16/08 JD for AC 2nMS

Internal Standards	R.T.	QIon	Response	Conc	Units	Dev(Min)
1) Acenaphthene-d10	26.62	164	43881	500.00	ng/mL	0.00
71) Chrysene-d12	43.08	240	58142	500.00	ng/mL	0.00
System Monitoring Compounds						
13) 2-Methylnaphthalene-d10	22.29	152	2655m	24.90	ng/mL	0.00
Spiked Amount 1000.000	Range 50 - 130		Recovery = 2.49%#			
57) Pyrene-d10	38.16	212	2965	20.36	ng/mL	0.00
Spiked Amount 1000.000	Range 50 - 130		Recovery = 2.04%#			
80) Benzo[b]fluoranthene-d12	46.98	264	2921	20.65	ng/mL	0.00
Spiked Amount 1000.000	Range 50 - 130		Recovery = 2.06%#			
124) 5B(H)Cholane - Surr	43.71	217	618	21.65	ng/ml	0.00
Spiked Amount 1000.000	Range 50 - 130		Recovery = 2.17%#			
Target Compounds						Qvalue
2) trans-Decalin	16.30	138	496m	12.73	ng/mL	
3) cis-Decalin	17.51	138	374	12.73	ng/mL	100
8) Naphthalene	19.73	128	5019	25.29	ng/mL#	100
14) 2-Methylnaphthalene	22.42	142	3241	24.85	ng/mL#	100
15) 1-Methylnaphthalene	22.84	142	3185	24.68	ng/mL#	100
16) Benzothiophene	19.94	134	3848	23.52	ng/mL	100
21) Biphenyl	24.30	154	4116	23.75	ng/mL#	100
22) 2,6-Dimethylnaphthalene	24.91	156	2659	23.15	ng/mL#	100
23) Dibenzofuran	27.38	168	4335	23.96	ng/mL	97
24) Acenaphthylene	26.01	152	4286	21.26	ng/mL#	100
25) Acenaphthene	26.74	153	3009	23.49	ng/mL	97
26) 2,3,5-Trimethylnaphthalene	28.30	170	2329	22.29	ng/mL	95
27) Fluorene	28.76	166	3255	22.30	ng/mL	95
31) Dibenzothiophene	32.08	184	4473	21.57	ng/mL	99
40) Phenanthrene	32.57	178	4595	22.07	ng/mL	99
51) Retene	39.58	234	626	15.91	ng/mL	97
52) Anthracene	32.76	178	3930	21.90	ng/mL	100
53) Carbazole	33.43	167	3535	19.58	ng/mL	96
54) 1-Methylphenanthrene	35.09	192	3098	20.41	ng/mL	99
55) Fluoranthene	37.34	202	4412	19.17	ng/mL#	93
56) Benzo(b)fluorene	39.87	216	2328	16.91	ng/mL	100
58) Pyrene	38.23	202	4507	19.37	ng/mL#	91
63) Naphthobenzothiophene	42.09	234	4105	18.57	ng/ml	99
64) Naphthobenzothiophene-2,1-	42.09	234	4105	18.55	ng/mL	99
72) Benz[a]anthracene	43.01	228	3381m	19.84	ng/mL	
73) Chrysene	43.18	228	3953	21.34	ng/mL	100
74) Chrysene/Triphenylene	43.18	228	3959	21.38	ng/mL	100
81) Benzo[b]fluoranthene	47.07	252	3757	21.05	ng/mL	93
82) Benzo[k]fluoranthene	47.14	252	4102m	21.15	ng/mL	
84) Benzo[e]pyrene	48.06	252	4071	22.79	ng/mL	94
85) Benzo[a]pyrene	48.24	252	3180m	20.36	ng/mL	
86) Perylene	48.55	252	3227	19.63	ng/mL	96
87) Indeno[1,2,3-cd]pyrene	53.00	276	3114m	16.52	ng/mL	
88) Dibenz[a,h]anthracene	53.07	278	3025	17.80	ng/mL	98
89) Benzo[g,h,i]perylene	54.28	276	3965	21.39	ng/mL	97
90) 17a(H),21B(H)-hopane - C30	52.17	191	1791m	29.72	ng/mL	
91) Hopane (T19)	52.17	191	1784m	29.76	ng/mL	

(#) = qualifier out of range (m) = manual integration (+) = signals summed

Quantitation Report (QT Reviewed)

Data Path : O:\FORENSICS\DATA\PAH1\JAN08\JAN07\
Data File : A18976.D
Acq On : 8 Jan 2008 1:29 am
Operator : ac
Sample : I1010702
Misc : 12
ALS Vial : 5 Sample Multiplier: 1

Quant Time: Jan 08 07:28:00 2008
Quant Method : O:\FORENSICS\METHODS\PAH1\JAN08\PAH10107.M
Quant Title : Decalins & Alkylated PAH's
QLast Update : Tue Jan 08 09:00:17 2008
Response via : Initial Calibration

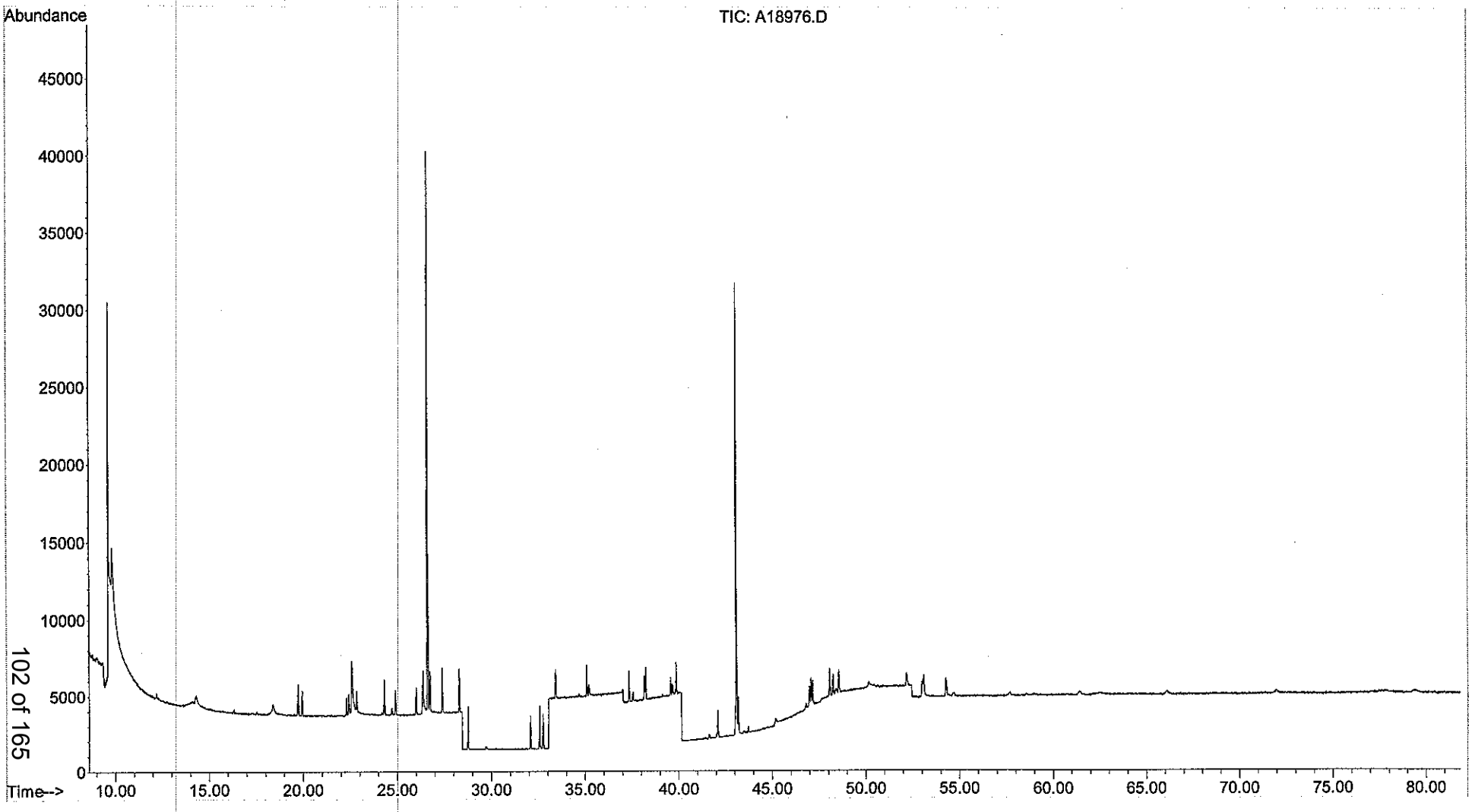

Quantitation Report (QT Reviewed)

Data Path : O:\FORENSICS\DATA\PAH1\JAN08\JAN07\
Data File : A18978.D
Acq On : 8 Jan 2008 3:03 am
Operator : ac
Sample : I1010703
Misc : 13
ALS Vial : 6 Sample Multiplier: 1

1/16/08 AC 20ms

Quant Time: Jan 08 07:29:00 2008
Quant Method : O:\FORENSICS\METHODS\PAH1\JAN08\PAH10107.M
Quant Title : Decalins & Alkylated PAH's
QLast Update : Tue Jan 08 09:02:59 2008
Response via : Initial Calibration

Internal Standards	R.T.	QIon	Response	Conc	Units	Dev(Min)
1) Acenaphthene-d10	26.62	164	45917	500.00	ng/mL	0.00
71) Chrysene-d12	43.08	240	61422	500.00	ng/mL	0.00
System Monitoring Compounds						
13) 2-Methylnaphthalene-d10	22.29	152	11054	97.28	ng/mL	0.00
Spiked Amount 1000.000	Range 50 - 130		Recovery = 9.73%#			
57) Pyrene-d10	38.16	212	12320	82.46	ng/mL	0.00
Spiked Amount 1000.000	Range 50 - 130		Recovery = 8.25%#			
80) Benzo[b]fluoranthene-d12	46.98	264	12569	86.73	ng/mL	0.00
Spiked Amount 1000.000	Range 50 - 130		Recovery = 8.67%#			
124) 5B(H)Cholane - Surr	43.71	217	2628	89.78	ng/ml	0.00
Spiked Amount 1000.000	Range 50 - 130		Recovery = 8.98%#			

Target Compounds						Qvalue
2) trans-Decalin	16.30	138	2019	49.34	ng/mL	100
3) cis-Decalin	17.51	138	1512	48.31	ng/mL	100
8) Naphthalene	19.73	128	20691	98.40	ng/mL#	100
14) 2-Methylnaphthalene	22.42	142	13264	96.08	ng/mL#	100
15) 1-Methylnaphthalene	22.84	142	13170	97.40	ng/mL#	100
16) Benzothiophene	19.94	134	15909	93.39	ng/mL	100
21) Biphenyl	24.30	154	16725	94.69	ng/mL#	100
22) 2,6-Dimethylnaphthalene	24.91	156	11232	93.40	ng/mL#	100
23) Dibenzofuran	27.38	168	17952	94.30	ng/mL	97
24) Acenaphthylene	26.01	152	17760	86.94	ng/mL#	100
25) Acenaphthene	26.74	153	12352	93.28	ng/mL	98
26) 2,3,5-Trimethylnaphthalene	28.30	170	9877	91.74	ng/mL	100
27) Fluorene	28.76	166	13501	89.33	ng/mL	96
31) Dibenzothiophene	32.08	184	18524	86.81	ng/mL	99
40) Phenanthrene	32.57	178	19135	89.23	ng/mL	98
51) Retene	39.57	234	2777	72.86	ng/mL	96
52) Anthracene	32.76	178	16184	88.37	ng/mL	97
53) Carbazole	33.43	167	14637	78.96	ng/mL	98
54) 1-Methylphenanthrene	35.08	192	12925	82.70	ng/mL	99
55) Fluoranthene	37.34	202	18894	81.23	ng/mL#	93
56) Benzo(b)fluorene	39.87	216	10079	73.59	ng/mL	99
58) Pyrene	38.23	202	19488	82.67	ng/mL#	93
63) Naphthobenzothiophene	42.09	234	17315	78.56	ng/ml	99
64) Naphthobenzothiophene-2,1-	42.09	234	17315	78.49	ng/mL	99
72) Benz[a]anthracene	43.01	228	14710m	83.59	ng/mL	
73) Chrysene	43.18	228	17302	92.18	ng/mL	100
74) Chrysene/Triphenylene	43.18	228	17302	92.21	ng/mL	100
81) Benzo[b]fluoranthene	47.07	252	16172	86.81	ng/mL	92
82) Benzo[k]fluoranthene	47.14	252	16911m	85.11	ng/mL	
84) Benzo[e]pyrene	48.06	252	16458	88.72	ng/mL	90
85) Benzo[a]pyrene	48.24	252	13402m	83.10	ng/mL	
86) Perylene	48.55	252	14021	83.79	ng/mL#	79
87) Indeno[1,2,3-cd]pyrene	53.00	276	13019m	69.39	ng/mL	
88) Dibenz[a,h]anthracene	53.07	278	13693	80.15	ng/mL	96
89) Benzo[g,h,i]perylene	54.28	276	16276	84.47	ng/mL	97
90) 17a(H),21B(H)-hopane - C30	52.16	191	7342	107.86	ng/mL#	80
91) Hopane (T19)	52.16	191	7342	107.50	ng/mL#	80

(#) = qualifier out of range (m) = manual integration (+) = signals summed

Quantitation Report (QT Reviewed)

Data Path : O:\FORENSICS\DATA\PAH1\JAN08\JAN07\
Data File : A18978.D
Acq On : 8 Jan 2008 3:03 am
Operator : ac
Sample : I1010703
Misc : 13
ALS Vial : 6 Sample Multiplier: 1

Quant Time: Jan 08 07:29:00 2008
Quant Method : O:\FORENSICS\METHODS\PAH1\JAN08\PAH10107.M
Quant Title : Decalins & Alkylated PAH's
QLast Update : Tue Jan 08 09:02:59 2008
Response via : Initial Calibration

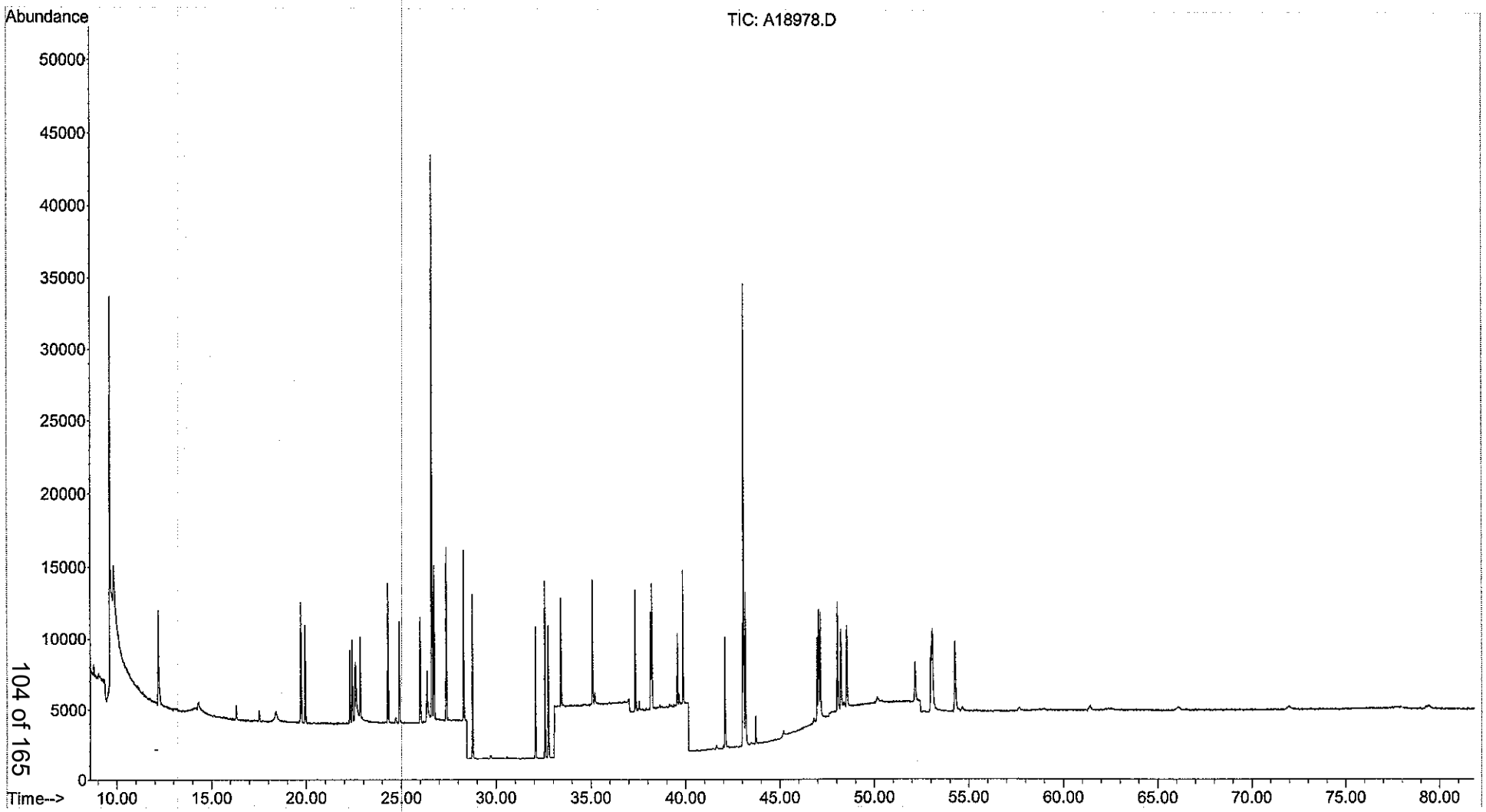

Quantitation Report (QT Reviewed)

Data Path : O:\FORENSICS\DATA\PAH1\JAN08\JAN07\
Data File : A18980.D
Acq On : 8 Jan 2008 4:36 am
Operator : ac
Sample : I1010704
Misc : 14
ALS Vial : 7 Sample Multiplier: 1

1/16/08 JBB for AC 20 mrs

Quant Time: Jan 08 07:29:00 2008
Quant Method : O:\FORENSICS\METHODS\PAH1\JAN08\PAH10107.M
Quant Title : Decalins & Alkylated PAH's
QLast Update : Tue Jan 08 09:07:04 2008
Response via : Initial Calibration

Internal Standards	R.T.	QIon	Response	Conc Units	Dev(Min)
1) Acenaphthene-d10	26.62	164	47720	500.00 ng/mL	0.00
71) Chrysene-d12	43.08	240	70310	500.00 ng/mL	0.00
System Monitoring Compounds					
13) 2-Methylnaphthalene-d10	22.29	152	61986	517.44 ng/mL	0.00
Spiked Amount 1000.000	Range 50 - 130		Recovery = 51.74%		
57) Pyrene-d10	38.16	212	68399	455.99 ng/mL	0.00
Spiked Amount 1000.000	Range 50 - 130		Recovery = 45.60%#		
80) Benzo[b]fluoranthene-d12	46.98	264	75245	465.75 ng/mL	0.00
Spiked Amount 1000.000	Range 50 - 130		Recovery = 46.58%#		
124) 5B(H)Cholane - Surr	43.71	217	16609	504.60 ng/ml	0.00
Spiked Amount 1000.000	Range 50 - 130		Recovery = 50.46%		
Target Compounds					Qvalue
2) trans-Decalin	16.30	138	10414	244.23 ng/mL	100
3) cis-Decalin	17.53	138	7912	242.14 ng/mL	100
8) Naphthalene	19.73	128	108021	493.95 ng/mL#	100
14) 2-Methylnaphthalene	22.42	142	71175	494.34 ng/mL#	100
15) 1-Methylnaphthalene	22.84	142	69514	491.87 ng/mL#	100
16) Benzothiophene	19.94	134	82659	473.70 ng/mL	100
21) Biphenyl	24.30	154	88827	485.10 ng/mL#	100
22) 2,6-Dimethylnaphthalene	24.91	156	61291	489.26 ng/mL#	100
23) Dibenzofuran	27.38	168	96350	486.25 ng/mL	97
24) Acenaphthylene	26.01	152	99998m	482.01 ng/mL	
25) Acenaphthene	26.74	153	66636	488.64 ng/mL	99
26) 2,3,5-Trimethylnaphthalene	28.30	170	54271	489.72 ng/mL	99
27) Fluorene	28.76	166	75675	490.60 ng/mL	95
31) Dibenzothiophene	32.08	184	104091	480.05 ng/mL	99
40) Phenanthrene	32.57	178	107992	491.00 ng/mL	98
51) Retene	39.57	234	17073	458.30 ng/mL	95
52) Anthracene	32.76	178	98125	535.35 ng/mL	97
53) Carbazole	33.43	167	88287	472.41 ng/mL	97
54) 1-Methylphenanthrene	35.08	192	77074	489.22 ng/mL	96
55) Fluoranthene	37.34	202	112855	484.39 ng/mL#	93
56) Benzo(b)fluorene	39.87	216	64707	478.99 ng/mL	98
58) Pyrene	38.23	202	117303	495.58 ng/mL#	92
63) Naphthobenzothiophene	42.09	234	104712	476.35 ng/ml	98
64) Naphthobenzothiophene-2,1-	42.09	234	104712	475.88 ng/mL	98
72) Benz[a]anthracene	43.01	228	96368	486.43 ng/mL	100
73) Chrysene	43.18	228	104482	501.63 ng/mL	99
74) Chrysene/Triphenylene	43.18	228	104493	501.86 ng/mL	99
81) Benzo[b]fluoranthene	47.07	252	103068	488.78 ng/mL#	89
82) Benzo[k]fluoranthene	47.14	252	110579	505.81 ng/mL#	87
84) Benzo[e]pyrene	48.06	252	102422	489.93 ng/mL#	87
85) Benzo[a]pyrene	48.24	252	88724m	499.02 ng/mL	
86) Perylene	48.55	252	94466m	508.29 ng/mL	
87) Indeno[1,2,3-cd]pyrene	53.00	276	83301m	409.89 ng/mL	
88) Dibenz[a,h]anthracene	53.07	278	90111	481.02 ng/mL	96
89) Benzo[g,h,i]perylene	54.28	276	100109	466.87 ng/mL	98
90) 17a(H),21B(H)-hopane - C30	52.16	191	30851	395.26 ng/mL#	78
91) Hopane (T19)	52.16	191	30851	393.93 ng/mL#	78

(#) = qualifier out of range (m) = manual integration (+) = signals summed

Quantitation Report (QT Reviewed)

Data Path : O:\FORENSICS\DATA\PAH1\JAN08\JAN07\
Data File : A18980.D
Acq On : 8 Jan 2008 4:36 am
Operator : ac
Sample : I1010704
Misc : 14
ALS Vial : 7 Sample Multiplier: 1

Quant Time: Jan 08 07:29:00 2008
Quant Method : O:\FORENSICS\METHODS\PAH1\JAN08\PAH10107.M
Quant Title : Decalins & Alkylated PAH's
QLast Update : Tue Jan 08 09:07:04 2008
Response via : Initial Calibration

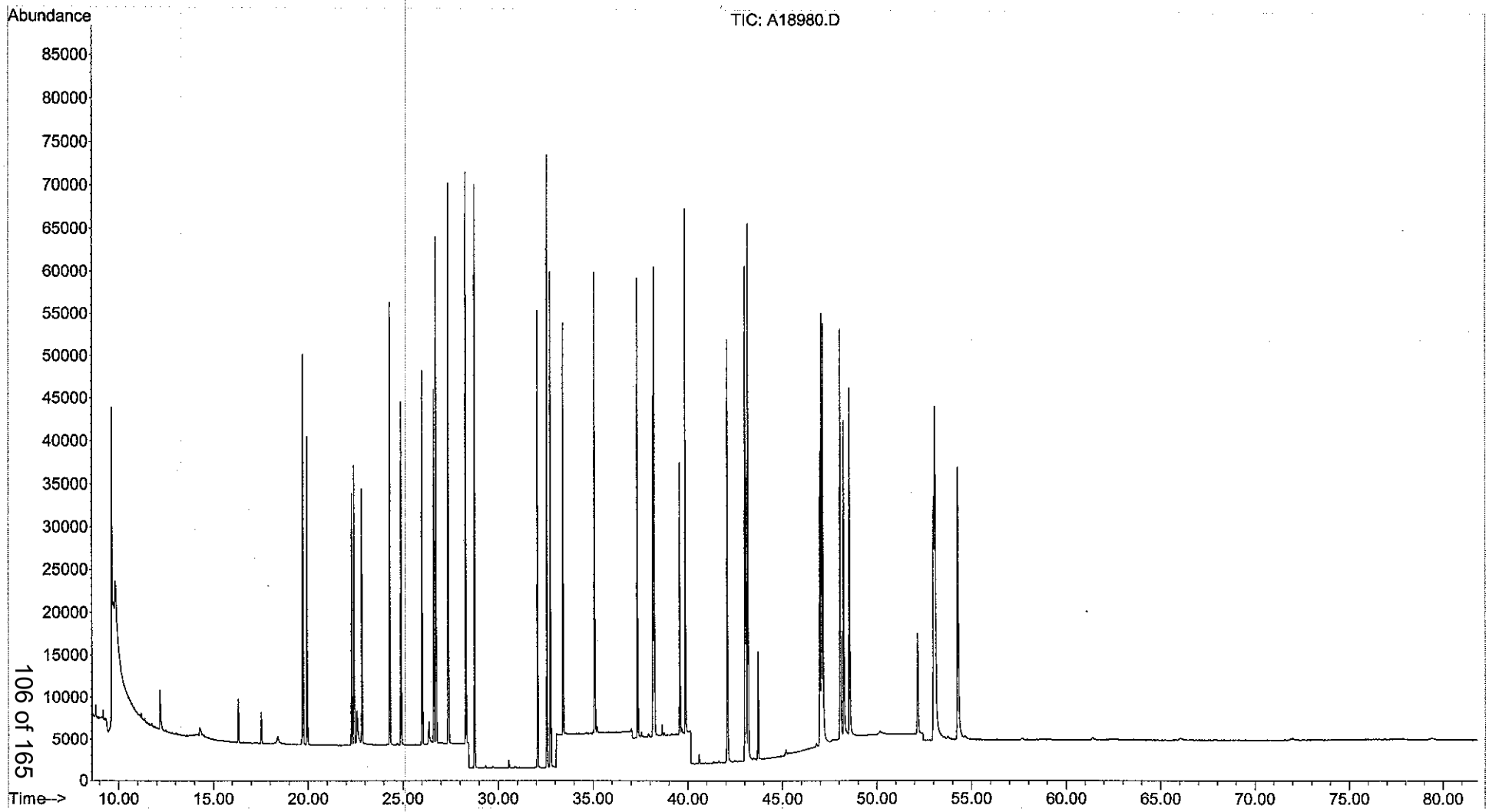

Quantitation Report (QT Reviewed)

Data Path : O:\FORENSICS\DATA\PAH1\JAN08\JAN07\
Data File : A18982.D
Acq On : 8 Jan 2008 6:09 am
Operator : ac
Sample : I1010705
Misc : 15
ALS Vial : 8 Sample Multiplier: 1

1/16/08

Quant Time: Jan 08 07:30:00 2008
Quant Method : O:\FORENSICS\METHODS\PAH1\JAN08\PAH10107.M
Quant Title : Decalins & Alkylated PAH's
QLast Update : Tue Jan 08 09:11:16 2008
Response via : Initial Calibration

Internal Standards	R.T.	QIon	Response	Conc Units	Dev(Min)
1) Acenaphthene-d10	26.62	164	47407	500.00 ng/mL	0.00
71) Chrysene-d12	43.09	240	74210	500.00 ng/mL	0.01
System Monitoring Compounds					
13) 2-Methylnaphthalene-d10	22.29	152	616856	5168.80 ng/mL	0.00
Spiked Amount 1000.000	Range 50 - 130		Recovery = 516.88%#		
57) Pyrene-d10	38.17	212	832814	5618.33 ng/mL	0.01
Spiked Amount 1000.000	Range 50 - 130		Recovery = 561.83%#		
80) Benzo[b]fluoranthene-d12	46.99	264	894528	5275.47 ng/mL	0.01
Spiked Amount 1000.000	Range 50 - 130		Recovery = 527.55%#		
124) 5B(H)Cholane - Surr	43.71	217	191211	5567.84 ng/ml	0.00
Spiked Amount 1000.000	Range 50 - 130		Recovery = 556.78%#		

Target Compounds					Qvalue
2) trans-Decalin	16.30	138	108251	2539.70 ng/mL	100
3) cis-Decalin	17.51	138	82861	2537.79 ng/mL	100
8) Naphthalene	19.73	128	1016420	4660.54 ng/mL#	100
14) 2-Methylnaphthalene	22.42	142	702604	4894.50 ng/mL#	100
15) 1-Methylnaphthalene	22.84	142	694597	4940.91 ng/mL#	100
16) Benzothiophene	19.94	134	798260	4611.89 ng/mL	100
21) Biphenyl	24.31	154	859363	4709.26 ng/mL#	100
22) 2,6-Dimethylnaphthalene	24.91	156	631812	5084.55 ng/mL#	100
23) Dibenzofuran	27.38	168	945226	4790.18 ng/mL	97
24) Acenaphthylene	26.01	152	1050676m	5143.32 ng/mL	
25) Acenaphthene	26.74	153	660376	4877.29 ng/mL	99
26) 2,3,5-Trimethylnaphthalene	28.30	170	582368	5305.28 ng/mL	97
27) Fluorene	28.76	166	780487	5107.24 ng/mL	93
31) Dibenzothiophene	32.09	184	1025366	4761.54 ng/mL	99
40) Phenanthrene	32.57	178	1087302	4977.07 ng/mL	99
51) Retene	39.58	234	216384	5953.84 ng/mL	92
52) Anthracene	32.76	178	838469m	4661.00 ng/mL	
53) Carbazole	33.43	167	1024253	5608.92 ng/mL	98
54) 1-Methylphenanthrene	35.09	192	834860m	5359.59 ng/mL	
55) Fluoranthene	37.35	202	1212850m	5277.64 ng/mL	
56) Benzo(b)fluorene	39.88	216	775458	5917.53 ng/mL	97
58) Pyrene	38.23	202	1237431	5280.85 ng/mL#	90
63) Naphthobenzothiophene	42.10	234	1155076	5342.89 ng/ml	97
64) Naphthobenzothiophene-2,1-	42.10	234	1155076	5342.89 ng/mL	97
72) Benz[a]anthracene	43.03	228	1109461	5401.23 ng/mL	99
73) Chrysene	43.19	228	1132149	5178.13 ng/mL	100
74) Chrysene/Triphenylene	43.19	228	1132482	5181.68 ng/mL	100
81) Benzo[b]fluoranthene	47.08	252	1185670	5412.84 ng/mL	92
82) Benzo[k]fluoranthene	47.16	252	1234910	5356.53 ng/mL	90
84) Benzo[e]pyrene	48.07	252	1147194	5233.41 ng/mL	90
85) Benzo[a]pyrene	48.25	252	1021865m	5519.70 ng/mL	
86) Perylene	48.56	252	1113752	5756.67 ng/mL#	80
87) Indeno[1,2,3-cd]pyrene	53.03	276	1081355m	5313.58 ng/mL	
88) Dibenz[a,h]anthracene	53.10	278	1122076	5758.25 ng/mL#	95
89) Benzo[g,h,i]perylene	54.31	276	1194862	5336.68 ng/mL	99
90) 17a(H),21B(H)-hopane - C30	52.17	191	358701	4388.99 ng/mL#	76
91) Hopane (T19)	52.17	191	358701	4367.17 ng/mL#	76

(#) = qualifier out of range (m) = manual integration (+) = signals summed

Data Path : O:\FORENSICS\DATA\PAH1\JAN08\JAN07\
Data File : A18982.D
Acq On : 8 Jan 2008 6:09 am
Operator : ac
Sample : I1010705
Misc : 15
ALS Vial : 8 Sample Multiplier: 1

Quant Time: Jan 08 07:30:00 2008
Quant Method : O:\FORENSICS\METHODS\PAH1\JAN08\PAH10107.M
Quant Title : Decalins & Alkylated PAH's
QLast Update : Tue Jan 08 09:11:16 2008
Response via : Initial Calibration

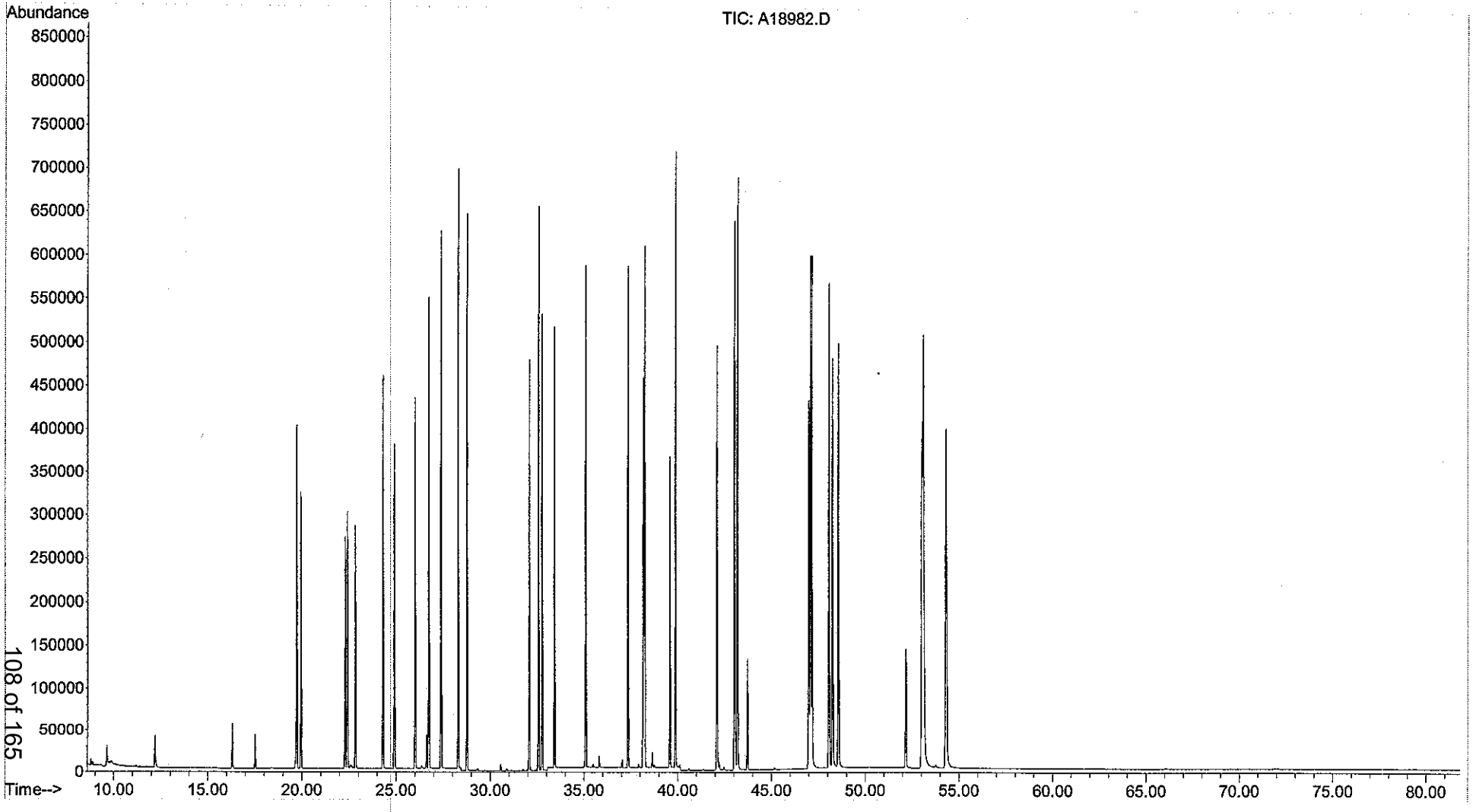

Quantitation Report (QT Reviewed)

Data Path : O:\FORENSICS\DATA\PAH1\JAN08\JAN07\
Data File : A18984.D
Acq On : 8 Jan 2008 7:43 am
Operator : ac
Sample : I1010706
Misc : 16
ALS Vial : 9 Sample Multiplier: 1

1/16/08
JDK
zoms

Quant Time: Jan 08 07:31:00 2008
Quant Method : O:\FORENSICS\METHODS\PAH1\JAN08\PAH10107.M
Quant Title : Decalins & Alkylated PAH's
QLast Update : Tue Jan 08 09:14:37 2008
Response via : Initial Calibration

Internal Standards	R.T.	QIon	Response	Conc Units	Dev(Min)
1) Acenaphthene-d10	26.62	164	60867	500.00 ng/mL	0.00
71) Chrysene-d12	43.09	240	95015	500.00 ng/mL	0.00
System Monitoring Compounds					
13) 2-Methylnaphthalene-d10	22.31	152	1377085	8987.04 ng/mL	0.01
Spiked Amount 1000.000	Range 50 - 130		Recovery = 898.70%#		
57) Pyrene-d10	38.18	212	1907420	10255.97 ng/mL	0.01
Spiked Amount 1000.000	Range 50 - 130		Recovery = 1025.60%#		
80) Benzo[b]fluoranthene-d12	47.00	264	2094369	9867.43 ng/mL	0.01
Spiked Amount 1000.000	Range 50 - 130		Recovery = 986.74%#		
124) 5B(H)Cholane - Surr	43.72	217	456420	10282.86 ng/ml	0.01
Spiked Amount 1000.000	Range 50 - 130		Recovery = 1028.29%#		

Target Compounds					Qvalue
2) trans-Decalin	16.30	138	251917	4602.07 ng/mL	100
3) cis-Decalin	17.53	138	194447	4617.48 ng/mL	100
8) Naphthalene	19.73	128	2221710	8091.07 ng/mL#	100
14) 2-Methylnaphthalene	22.43	142	1573104	8681.14 ng/mL#	100
15) 1-Methylnaphthalene	22.85	142	1550021	8708.08 ng/mL#	100
16) Benzothiophene	19.95	134	1758352	8186.57 ng/mL	100
21) Biphenyl	24.31	154	1927370	8408.24 ng/mL#	100
22) 2,6-Dimethylnaphthalene	24.92	156	1444714	9196.61 ng/mL#	100
23) Dibenzofuran	27.40	168	2140205	8680.54 ng/mL	97
24) Acenaphthylene	26.01	152	2370980m	9270.40 ng/mL	
25) Acenaphthene	26.75	153	1507135	8834.04 ng/mL	99
26) 2,3,5-Trimethylnaphthalene	28.31	170	1342838	9640.87 ng/mL	97
27) Fluorene	28.77	166	1790996	9307.04 ng/mL	94
31) Dibenzothiophene	32.09	184	2325044	8757.53 ng/mL	98
40) Phenanthrene	32.59	178	2459785	8994.36 ng/mL	100
51) Retene	39.58	234	525673	11567.55 ng/mL	90
52) Anthracene	32.76	178	1939691m	8574.57 ng/mL	
53) Carbazole	33.44	167	2371415	10344.18 ng/mL	99
54) 1-Methylphenanthrene	35.09	192	1911826m	9787.73 ng/mL	
55) Fluoranthene	37.37	202	2763607m	9719.53 ng/mL	
56) Benzo(b)fluorene	39.89	216	1819388	11081.61 ng/mL	97
58) Pyrene	38.25	202	2845359	9768.42 ng/mL#	89
63) Naphthobenzothiophene	42.10	234	2666403	9944.94 ng/ml	95
64) Naphthobenzothiophene-2,1-	42.10	234	2666403	9944.94 ng/mL	95
72) Benz[a]anthracene	43.03	228	2597716	10031.06 ng/mL	98
73) Chrysene	43.20	228	2613026	9425.38 ng/mL	98
74) Chrysene/Triphenylene	43.20	228	2613879	9431.70 ng/mL	98
81) Benzo[b]fluoranthene	47.09	252	2754598	9989.03 ng/mL	93
82) Benzo[k]fluoranthene	47.18	252	2901266	9898.17 ng/mL	92
84) Benzo[e]pyrene	48.08	252	2684525	9651.62 ng/mL	91
85) Benzo[a]pyrene	48.27	252	2442762m	10404.32 ng/mL	
86) Perylene	48.58	252	2629691m	10649.96 ng/mL	
87) Indeno[1,2,3-cd]pyrene	53.06	276	2783519m	11020.18 ng/mL	
88) Dibenz[a,h]anthracene	53.12	278	2713773	11116.54 ng/mL#	93
89) Benzo[g,h,i]perylene	54.35	276	2844161	10086.01 ng/mL	98
90) 17a(H),21B(H)-hopane - C30	52.17	191	858014	8104.40 ng/mL#	76
91) Hopane (T19)	52.17	191	858014	8064.57 ng/mL#	76

(#) = qualifier out of range (m) = manual integration (+) = signals summed

Quantitation Report (QT Reviewed)

Data Path : O:\FORENSICS\DATA\PAH1\JAN08\JAN07\
Data File : A18984.D
Acq On : 8 Jan 2008 7:43 am
Operator : ac
Sample : I1010706
Misc : 16
ALS Vial : 9 Sample Multiplier: 1

Quant Time: Jan 08 07:31:00 2008
Quant Method : O:\FORENSICS\METHODS\PAH1\JAN08\PAH10107.M
Quant Title : Decalins & Alkylated PAH's
QLast Update : Tue Jan 08 09:14:37 2008
Response via : Initial Calibration

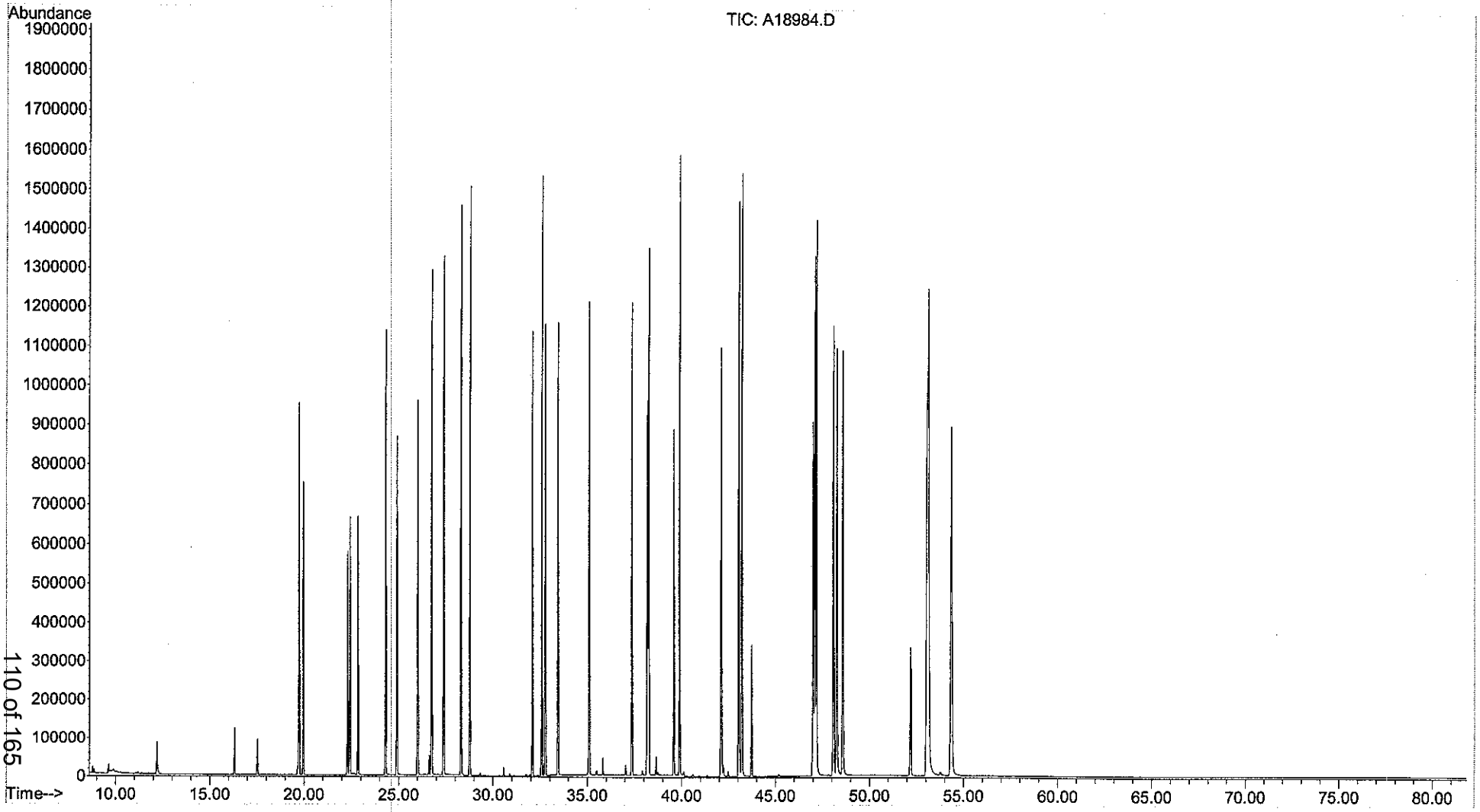

Evaluate Continuing Calibration Report

Data Path : O:\FORENSICS\DATA\PAH1\JAN08\JAN07\
Data File : A18988.D
Acq On : 8 Jan 2008 11:54 am
Operator : ac
Sample : Q1010701
Misc : ICC
ALS Vial : 11 Sample Multiplier: 1

Quant Time: Jan 08 16:27:00 2008
Quant Method : O:\FORENSICS\METHODS\PAH1\JAN08\PAH10107.M
Quant Title : Decalins & Alkylated PAH's
QLast Update : Tue Jan 08 11:26:58 2008
Response via : Initial Calibration

1/16/08 AC

Min. RRF : 0.050 Min. Rel. Area : 10% Max. R.T. Dev 0.50min
Max. RRF Dev : 30% Max. Rel. Area : 200%

		Compound	AvgRF	CCRF	%Dev	Area%	Dev(min)
1	i	Acenaphthene-d10	1.000	1.000	0.0	93	0.00
2	A1	trans-Decalin	0.448	0.000#	100.0#	0#	-16.30#
3	t	cis-Decalin	0.337	0.000#	100.0#	0#	-17.53#
4	A2	C1-Decalins	0.448	0.000#	100.0#	0#	-17.79#
5	A2	C2-Decalins	0.448	0.000#	100.0#	0#	-19.57#
6	A2	C3-Decalins	0.448	0.000#	100.0#	0#	-22.03#
7	A2	C4-Decalins	0.448	0.000#	100.0#	0#	-25.43#
8	A1	Naphthalene	2.181	2.300	-5.5	94	-0.01
9	A2	C1-Naphthalenes	2.181	0.000#	100.0#	0#	-22.43#
10	A2	C2-Naphthalenes	2.181	0.000#	100.0#	0#	-25.27#
11	A2	C3-Naphthalenes	2.181	0.000#	100.0#	0#	-27.61#
12	A2	C4-Naphthalenes	2.181	0.000#	100.0#	0#	-30.37#
13	s	2-Methylnaphthalene-d10	1.233	1.226	0.6	87	0.00
14	t	2-Methylnaphthalene	1.445	1.506	-4.2	94	0.00
15	t	1-Methylnaphthalene	1.425	1.482	-4.0	94	0.00
16	A1	Benzothiophene	1.683	0.000#	100.0#	0#	-19.94#
17	A2	C1-Benzo(b)thiophenes	1.683	0.000#	100.0#	0#	-21.99#
18	A2	C2-Benzo(b)thiophenes	1.683	0.000#	100.0#	0#	-25.47#
19	A2	C3-Benzo(b)thiophenes	1.683	0.000#	100.0#	0#	-27.45#
20	A2	C4-Benzo(b)thiophenes	1.683	0.000#	100.0#	0#	-29.55#
21	t	Biphenyl	1.819	1.849	-1.6	92	0.00
22	t	2,6-Dimethylnaphthalene	1.254	1.283	-2.3	93	0.00
23	t	Dibenzofuran	1.950	1.977	-1.4	91	0.00
24	t	Acenaphthylene	2.020	2.070	-2.5	92	0.00
25	t	Acenaphthene	1.360	1.423	-4.6	94	0.00
26	t	2,3,5-Trimethylnaphthalene	1.116	1.129	-1.2	92	0.00
27	A1	Fluorene	1.531	1.629	-6.4	95	0.00
28	A2	C1-Fluorenes	1.531	0.000#	100.0#	0#	-31.14#
29	A2	C2-Fluorenes	1.531	0.000#	100.0#	0#	-33.33#
30	A2	C3-Fluorenes	1.531	0.000#	100.0#	0#	-35.16#
31	A1	Dibenzothiophene	2.066	0.000#	100.0#	0#	-32.08#
32	A2	4-Methyldibenzothiophene(4M	2.066	0.000#	100.0#	0#	-33.86#
33	A2	2/3-Methyldibenzothiophene(	2.066	0.000#	100.0#	0#	-34.21#
34	A2	1-Methyldibenzothiophene(1M	2.066	0.000#	100.0#	0#	-34.63#
35	A2	OTP	2.066	0.000#	100.0#	0#	-34.31#
36	A2	C1-Dibenzothiophenes	2.066	0.000#	100.0#	0#	-33.86#
37	A2	C2-Dibenzothiophenes	2.066	0.000#	100.0#	0#	-35.55#
38	A2	C3-Dibenzothiophenes	2.066	0.000#	100.0#	0#	-37.35#
39	A2	C4-Dibenzothiophenes	2.066	0.000#	100.0#	0#	-38.26#
40	A1	Phenanthrene	2.161	2.318	-7.3	95	0.00
41	A2	3-Methylphenanthrene(3MP)	2.161	0.000#	100.0#	0#	-34.54#
42	A2	2/4-Methylphenanthrene(2MP)	2.161	0.000#	100.0#	0#	-34.65#
43	A2	2-Methylanthracene(2MA)	2.161	0.000#	100.0#	0#	-34.81#
44	A2	9-Methylphenanthrene(9MP)	2.161	0.000#	100.0#	0#	-35.00#
45	A2	1-Methylphenanthrene(1MP)	2.161	0.000#	100.0#	0#	-35.10#
46	A2	C1-Phenanthrenes/Anthracene	2.161	0.000#	100.0#	0#	-35.00#
47	A2	C2-Phenanthrenes/Anthracene	2.161	0.000#	100.0#	0#	-36.82#
48	A2	5AA IS BKGD	2.161	0.000#	100.0#	0#	-36.59#
49	A2	C3-Phenanthrenes/Anthracene	2.161	0.000#	100.0#	0#	-38.67#
50	A2	C4-Phenanthrenes/Anthracene	2.161	0.000#	100.0#	0#	-40.83#
51	t	Retene	0.360	0.000#	100.0#	0#	-39.57#
52	t	Anthracene	1.810	1.911	-5.6	86	-0.01

Evaluate Continuing Calibration Report

Data Path : O:\FORENSICS\DATA\PAH1\JAN08\JAN07\
Data File : A18988.D
Acq On : 8 Jan 2008 11:54 am
Operator : ac
Sample : Q1010701
Misc : ICC
ALS Vial : 11 Sample Multiplier: 1

Quant Time: Jan 08 16:27:00 2008
Quant Method : O:\FORENSICS\METHODS\PAH1\JAN08\PAH10107.M
Quant Title : Decalins & Alkylated PAH's
QLast Update : Tue Jan 08 11:26:58 2008
Response via : Initial Calibration

Min. RRF : 0.050 Min. Rel. Area : 10% Max. R.T. Dev 0.50min
Max. RRF Dev : 30% Max. Rel. Area : 200%

		Compound	AvgRF	CCRF	%Dev	Area%	Dev(min)
53	t	Carbazole	1.816	0.000#	100.0#	0#	-33.43#
54	t	1-Methylphenanthrene	1.543	1.582	-2.5	91	0.00
55	A1	Fluoranthene	2.216	2.203	0.6	86	0.00
56	t	Benzo(b)fluorene	1.296	0.000#	100.0#	0#	-39.87#
57	s	Pyrene-d10	1.470	1.597	-8.6	103	0.00
58	A1	Pyrene	2.287	2.418	-5.7	91	0.00
59	A2	C1-Fluoranthenes/Pyrenes	2.287	0.000#	100.0#	0#	-39.63#
60	A2	C2-Fluoranthenes/Pyrenes	2.287	0.000#	100.0#	0#	-41.44#
61	A2	C3-Fluoranthenes/Pyrenes	2.287	0.000#	100.0#	0#	-43.46#
62	A2	C4-Fluoranthenes/Pyrenes	2.287	0.000#	100.0#	0#	-44.82#
63	A1	Naphthobenzothiophene	2.093	0.000#	100.0#	0#	-42.09#
64	A2	Naphthobenzothiophene-2,1-D	2.093	0.000#	100.0#	0#	-42.09#
65	A2	Naphthobenzothiophene-1,2-D	2.093	0.000#	100.0#	0#	-42.43#
66	A2	Naphthobenzothiophene-2,3-D	2.093	0.000#	100.0#	0#	-42.73#
67	A2	C1-Naphthobenzothiophenes	2.093	0.000#	100.0#	0#	-43.50#
68	A2	C2-Naphthobenzothiophenes	2.093	0.000#	100.0#	0#	-45.50#
69	A2	C3-Naphthobenzothiophenes	2.093	0.000#	100.0#	0#	-47.10#
70	A2	C4-Naphthobenzothiophenes	2.093	0.000#	100.0#	0#	-48.18#
71	i	Chrysene-d12	1.000	1.000	0.0	88	0.00
72	t	Benz[a]anthracene	1.308	1.393	-6.5	89	0.00
73	A1	Chrysene	1.427	1.516	-6.2	90	0.00
74	A2	Chrysene/Triphenylene	1.427	1.516	-6.2	90	0.00
75	A2	C1-Chrysenes	1.427	0.000#	100.0#	0#	-44.66#
76	A2	C2-Chrysenes	1.427	0.000#	100.0#	0#	-46.74#
77	A2	BBF-d12 Surr BKGD	1.427	0.000#	100.0#	0#	-46.99#
78	A2	C3-Chrysenes	1.427	0.000#	100.0#	0#	-49.43#
79	A2	C4-Chrysenes	1.427	0.000#	100.0#	0#	-49.04#
80	s	Benzo[b]fluoranthene-d12	1.077	1.049	2.6	86	0.00
81	t	Benzo[b]fluoranthene	1.412	1.492	-5.7	89	0.00
82	A1	Benzo[k]fluoranthene	1.506	1.605	-6.6	90	0.00
83	A2	Benzo[a]fluoranthene	1.506	0.000#	100.0#	0#	-47.44#
84	t	Benzo[e]pyrene	1.431	1.404	1.9	85	0.00
85	t	Benzo[a]pyrene	1.208	1.246	-3.1	87	0.00
86	t	Perylene	1.278	1.303	-2.0	85	0.00
87	t	Indeno[1,2,3-cd]pyrene	1.234	1.108	10.2	82	0.00
88	t	Dibenz[a,h]anthracene	1.249	1.274	-2.0	87	0.00
89	t	Benzo[g,h,i]perylene	1.450	1.430	1.4	88	0.00
90	A1	17a(H),21B(H)-hopane - C30H	0.540	0.000#	100.0#	0#	-52.16#
91	A2	Hopane (T19)	0.540	0.000#	100.0#	0#	-52.16#
92	A2	C23 Tricyclic Terpane (T4)	0.540	0.000#	100.0#	0#	-40.74#
93	A2	C24 Tricyclic Terpane (T5)	0.540	0.000#	100.0#	0#	-41.47#
94	A2	C25 Tricyclic Terpane (T6)	0.540	0.000#	100.0#	0#	-42.95#
95	A2	C24 Tetracyclic Terpane (T6	0.540	0.000#	100.0#	0#	-44.28#
96	A2	C26 Tricyclic Terpane-22S (	0.540	0.000#	100.0#	0#	-44.02#
97	A2	C26 Tricyclic Terpane-22R (	0.540	0.000#	100.0#	0#	-44.12#
98	A2	C28 Tricyclic Terpane-22S (	0.540	0.000#	100.0#	0#	-46.41#
99	A2	C28 Tricyclic Terpane-22R (	0.540	0.000#	100.0#	0#	-46.57#
.00	A2	C29 Tricyclic Terpane-22S (	0.540	0.000#	100.0#	0#	-47.09#
.01	A2	C29 Tricyclic Terpane-22R (	0.540	0.000#	100.0#	0#	-47.29#
.02	A2	18a-22,29,30-Trisnorneohopa	0.540	0.000#	100.0#	0#	-48.40#
.03	A2	C30 Tricyclic Terpane-22S	0.540	0.000#	100.0#	0#	-48.50#

Evaluate Continuing Calibration Report

Data Path : O:\FORENSICS\DATA\PAH1\JAN08\JAN07\
Data File : A18988.D
Acq On : 8 Jan 2008 11:54 am
Operator : ac
Sample : Q1010701
Misc : ICC
ALS Vial : 11 Sample Multiplier: 1

Quant Time: Jan 08 16:27:00 2008
Quant Method : O:\FORENSICS\METHODS\PAH1\JAN08\PAH10107.M
Quant Title : Decalins & Alkylated PAH's
QLast Update : Tue Jan 08 11:26:58 2008
Response via : Initial Calibration

Min. RRF : 0.050 Min. Rel. Area : 10% Max. R.T. Dev 0.50min
Max. RRF Dev : 30% Max. Rel. Area : 200%

		Compound	AvgRF	CCRF	%Dev	Area%	Dev(min)
.04	A2	C30 Tricyclic Terpane-22R	0.540	0.000#	100.0#	0#	-48.75#
.05	A2	17a(H)-22,29,30-Trisnorhopa	0.540	0.000#	100.0#	0#	-48.95#
.06	A2	17a/b,21b/a 28,30-Bisnorhop	0.540	0.000#	100.0#	0#	-50.14#
.07	A2	17a(H),21b(H)-25-Norhopane	0.540	0.000#	100.0#	0#	-49.94#
.08	A2	30-Norhopane (T15)	0.540	0.000#	100.0#	0#	-50.81#
.09	A2	18a(H)-30-Norneohopane-C29T	0.540	0.000#	100.0#	0#	-50.91#
.10	A2	17a(H)-Diahopane (X)	0.540	0.000#	100.0#	0#	-51.03#
.11	A2	30-Normoretane (T17)	0.540	0.000#	100.0#	0#	-51.59#
.12	A2	18a(H)&18b(H)-Oleananes (T1	0.540	0.000#	100.0#	0#	-51.98#
.13	A2	Moretane (T20)	0.540	0.000#	100.0#	0#	-52.85#
.14	A2	30-Homohopane-22S (T21)	0.540	0.000#	100.0#	0#	-53.95#
.15	A2	30-Homohopane-22R (T22)	0.540	0.000#	100.0#	0#	-54.19#
.16	A2	30,31-Bishomohopane-22S (T2	0.540	0.000#	100.0#	0#	-55.51#
.17	A2	30,31-Bishomohopane-22R (T2	0.540	0.000#	100.0#	0#	-55.90#
.18	A2	30,31-Trishomohopane-22S (T	0.540	0.000#	100.0#	0#	-57.65#
.19	A2	30,31-Trishomohopane-22R (T	0.540	0.000#	100.0#	0#	-58.27#
.20	A2	Tetrakishomohopane-22S (T32	0.540	0.000#	100.0#	0#	-60.28#
.21	A2	Tetrakishomohopane-22R (T33	0.540	0.000#	100.0#	0#	-61.18#
.22	A2	Pentakishomohopane-22S (T34	0.540	0.000#	100.0#	0#	-63.42#
.23	A2	Pentakishomohopane-22R (T35	0.540	0.000#	100.0#	0#	-64.72#
.24	SA1	5B(H)Cholane - Surr	0.232	0.222	4.3	83	0.00
.25	A2	13b(H),17a(H)-20S-Diacholes	0.232	0.000#	100.0#	0#	-45.23#
.26	A2	13b(H),17a(H)-20R-Diacholes	0.232	0.000#	100.0#	0#	-45.67#
.27	A2	13b,17a-20S-Methyldiacholes	0.232	0.000#	100.0#	0#	-46.36#
.28	A2	14a(H),17a(H)-20S-Cholestan	0.232	0.000#	100.0#	0#	-47.23#
.29	A2	14a(H),17a(H)-20R-Cholestan	0.232	0.000#	100.0#	0#	-47.75#
.30	A2	13b,17a-20R-Ethyldiacholest	0.232	0.000#	100.0#	0#	-48.02#
.31	A2	13a,17b-20S-Ethyldiacholest	0.232	0.000#	100.0#	0#	-48.29#
.32	A2	14a,17a-20S-Methylcholestan	0.232	0.000#	100.0#	0#	-48.44#
.33	A2	14a,17a-20R-Methylcholestan	0.232	0.000#	100.0#	0#	-49.16#
.34	A2	14a(H),17a(H)-20S-Ethylchol	0.232	0.000#	100.0#	0#	-49.51#
.35	A2	14a(H),17a(H)-20R-Ethylchol	0.232	0.000#	100.0#	0#	-50.41#
.36	A2	14b(H),17b(H)-20R-Cholestan	0.232	0.000#	100.0#	0#	-47.31#
.37	A2	14b(H),17b(H)-20S-Cholestan	0.232	0.000#	100.0#	0#	-47.40#
.38	A2	14b,17b-20R-Methylcholestan	0.232	0.000#	100.0#	0#	-48.61#
.39	A2	14b,17b-20S-Methylcholestan	0.232	0.000#	100.0#	0#	-48.69#
.40	A2	14b(H),17b(H)-20R-Ethylchol	0.232	0.000#	100.0#	0#	-49.75#
.41	A2	14b(H),17b(H)-20S-Ethylchol	0.232	0.000#	100.0#	0#	-49.79#
.42	A2	C26,20R- +C27,20S- triaroma	0.232	0.000#	100.0#	0#	-49.47#
.43	A2	C28,20S-triaromatic steroid	0.232	0.000#	100.0#	0#	-50.34#
.44	A2	C27,20R-triaromatic steroid	0.232	0.000#	100.0#	0#	-50.78#
.45	A2	C28,20R-triaromatic steroid	0.232	0.000#	100.0#	0#	-51.98#

(#) = Out of Range SPCC's out = 0 CCC's out = 0

Quantitation Report (QT Reviewed)

Data Path : O:\FORENSICS\DATA\PAH1\JAN08\JAN07\
Data File : A18988.D
Acq On : 8 Jan 2008 11:54 am
Operator : ac
Sample : Q1010701
Misc : ICC
ALS Vial : 11 Sample Multiplier: 1

1/16/08 for AC 20ms

Quant Time: Jan 08 16:27:00 2008
Quant Method : O:\FORENSICS\METHODS\PAH1\JAN08\PAH10107.M
Quant Title : Decalins & Alkylated PAH's
QLast Update : Tue Jan 08 11:26:58 2008
Response via : Initial Calibration

Internal Standards	R.T.	QIon	Response	Conc Units	Dev(Min)
1) Acenaphthene-d10	26.62	164	44208	500.00 ng/mL	0.00
71) Chrysene-d12	43.08	240	61762	500.00 ng/mL	-0.01
System Monitoring Compounds					
13) 2-Methylnaphthalene-d10	22.29	152	54211	497.35 ng/mL	-0.01
Spiked Amount 1000.000	Range 50 - 130		Recovery = 49.73%#		
57) Pyrene-d10	38.16	212	70616	543.46 ng/mL	-0.02
Spiked Amount 1000.000	Range 50 - 130		Recovery = 54.35%		
80) Benzo[b]fluoranthene-d12	46.98	264	64807	487.29 ng/mL	-0.02
Spiked Amount 1000.000	Range 50 - 130		Recovery = 48.73%#		
124) 5B(H)Cholane - Surr	43.71	217	13706	478.36 ng/ml	-0.01
Spiked Amount 1000.000	Range 50 - 130		Recovery = 47.84%#		

Target Compounds					Qvalue
8) Naphthalene	19.72	128	101679	527.40 ng/mL#	100
14) 2-Methylnaphthalene	22.42	142	66557	520.94 ng/mL#	100
15) 1-Methylnaphthalene	22.84	142	65498	519.83 ng/mL#	100
21) Biphenyl	24.30	154	81745	508.23 ng/mL#	100
22) 2,6-Dimethylnaphthalene	24.91	156	56740	511.62 ng/mL#	100
23) Dibenzofuran	27.38	168	87406	506.88 ng/mL	96
24) Acenaphthylene	26.01	152	91514	512.28 ng/mL#	100
25) Acenaphthene	26.74	153	62893	523.16 ng/mL	99
26) 2,3,5-Trimethylnaphthalene	28.30	170	49893	505.64 ng/mL	98
27) Fluorene	28.76	166	72031	532.17 ng/mL	95
40) Phenanthrene	32.57	178	102477	536.23 ng/mL	97
52) Anthracene	32.75	178	84492	527.89 ng/mL	97
54) 1-Methylphenanthrene	35.08	192	69939	512.79 ng/mL	97
55) Fluoranthene	37.34	202	97401	497.11 ng/mL#	93
58) Pyrene	38.23	202	106881	528.46 ng/mL#	93
72) Benz[a]anthracene	43.01	228	86057	532.48 ng/mL	99
73) Chrysene	43.18	228	93613	531.03 ng/mL	99
74) Chrysene/Triphenylene	43.18	228	93634	531.15 ng/mL	99
81) Benzo[b]fluoranthene	47.07	252	92121	528.19 ng/mL#	89
82) Benzo[k]fluoranthene	47.14	252	99147	532.81 ng/mL#	86
84) Benzo[e]pyrene	48.06	252	86693	490.30 ng/mL#	88
85) Benzo[a]pyrene	48.24	252	76929	515.56 ng/mL#	81
86) Perylene	48.55	252	80473	509.94 ng/mL#	76
87) Indeno[1,2,3-cd]pyrene	53.00	276	68405m	448.67 ng/mL	
88) Dibenz[a,h]anthracene	53.07	278	78661	510.04 ng/mL	96
89) Benzo[g,h,i]perylene	54.28	276	88322	493.23 ng/mL	98

(#) = qualifier out of range (m) = manual integration (+) = signals summed

Quantitation Report (QT Reviewed)

Data Path : O:\FORENSICS\DATA\PAH1\JAN08\JAN07\
Data File : A18988.D
Acq On : 8 Jan 2008 11:54 am
Operator : ac
Sample : Q1010701
Misc : ICC
ALS Vial : 11 Sample Multiplier: 1

Quant Time: Jan 08 16:27:00 2008
Quant Method : O:\FORENSICS\METHODS\PAH1\JAN08\PAH10107.M
Quant Title : Decalins & Alkylated PAH's
QLast Update : Tue Jan 08 11:26:58 2008
Response via : Initial Calibration

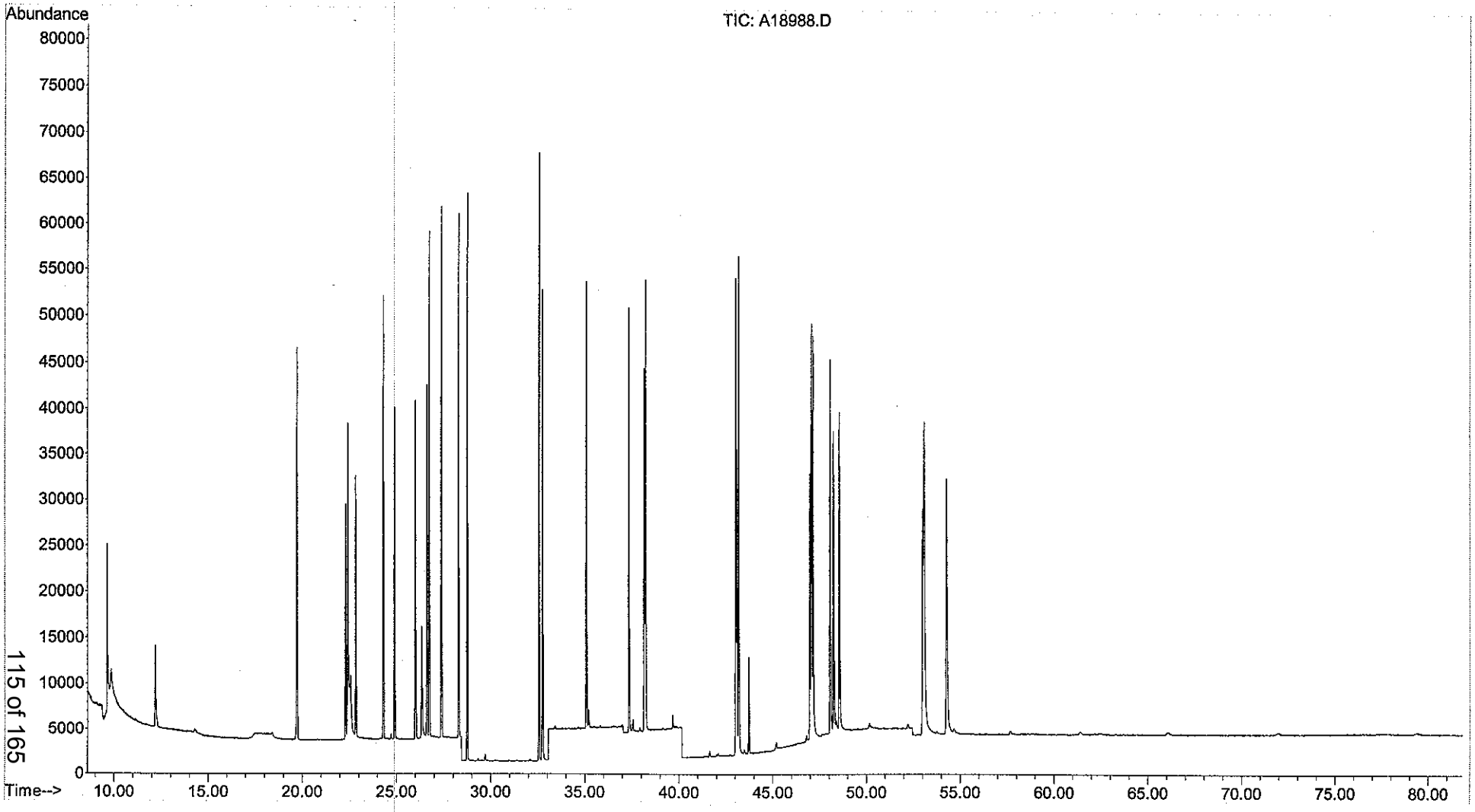

Injection Log

Directory: o:\FORENSICS\Data\PAH2\2008\FEB 2008\FEB01

Line	Vial	FileName	Multiplier	SampleName	Misc Info	Injected
1	1	A28355.d	0.	test	sim scan 0.01ug/ml	1 Feb 2008 12:04
2	2	A28356.d	0.	C2020101	cc	1 Feb 2008 13:54
3	3	A28357.d	0.	dcm	dcm	1 Feb 2008 15:35
4	4	A28358.d	0.	dcm	dcm	1 Feb 2008 17:15
5	5	A28359.d	0.	i2020101 WHAE58	I1 10	1 Feb 2008 18:56
6	6	A28360.d	0.	i2020102 57	I2 25	1 Feb 2008 20:37
7	7	A28361.d	0.	i2020103 56	I3 100	1 Feb 2008 22:18
8	8	A28362.d	0.	i2020104 WHAE16	I4 500	1 Feb 2008 23:59
9	9	A28363.d	0.	i2020105 WAAE53	I5 5000	2 Feb 2008 01:39
10	10	A28364.d	0.	i2020106 52	I6 10000	2 Feb 2008 03:20
11	11	A28365.d	0.	ans2020101 WHAE49	ans	2 Feb 2008 05:00
12	12	A28366.d	0.	dcm	dcm	2 Feb 2008 06:40

~~PA~~ B1020201.M

2/4/08

5973

Mon Feb 04 09:42:50 2008 2/4/08 Instrument: PAH2
C:\MSDCHEM\1\5973N\PFTBA.U

Mass	69.00	Mass	219.00	Mass	502.00
Ab	1296178	Ab	563059	Ab	97904
Pw50	0.48	Pw50	0.47	Pw50	0.48

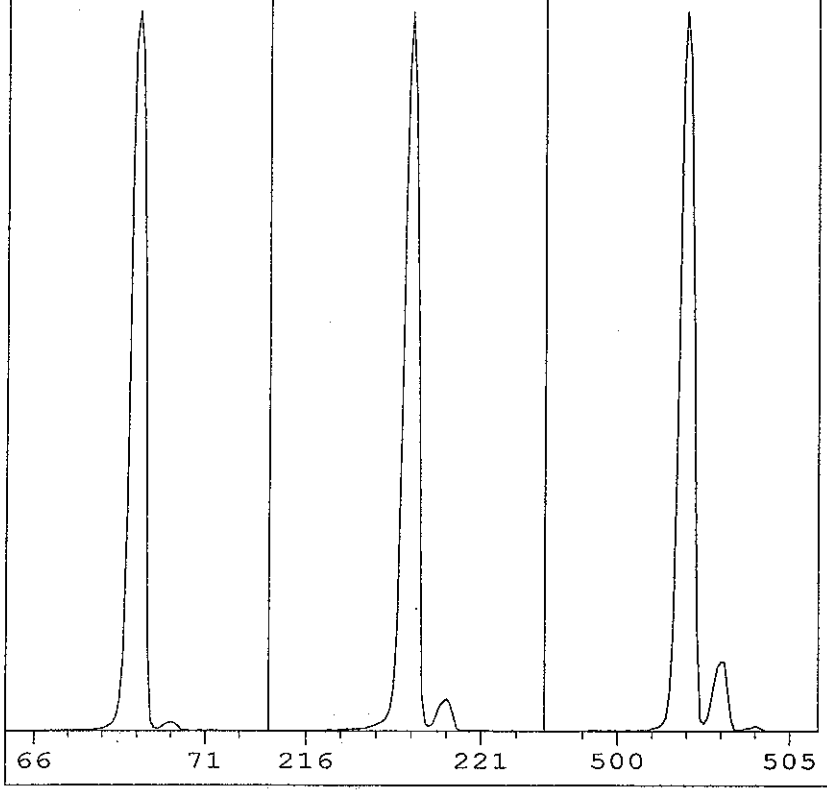

Ion Pol	POS	MassGain	117
		MassOffs	-12
Emission	34.6	AmuGain	2587
ElEnrgy	69.9	AmuOffs	137
Filament	2	Wid219	-0.038
		DC Pol	POS
Repeller	27.94		
IonFcus	82.6	HEDEnab	ON
EntLens	0.0	EMVolts	1894
EntOffs	VAR		
		Samples	8
PFTBA	OPEN	Averages	3
		Stepsize	0.10

Zones:

MS Source	230	Foreline	56
MS Quad	150		

Scan: 10.00 - 700.00 Samples: 8 Thresh: 100 Step: 0.10
235 peaks Base: 69.00 Abundance: 882752

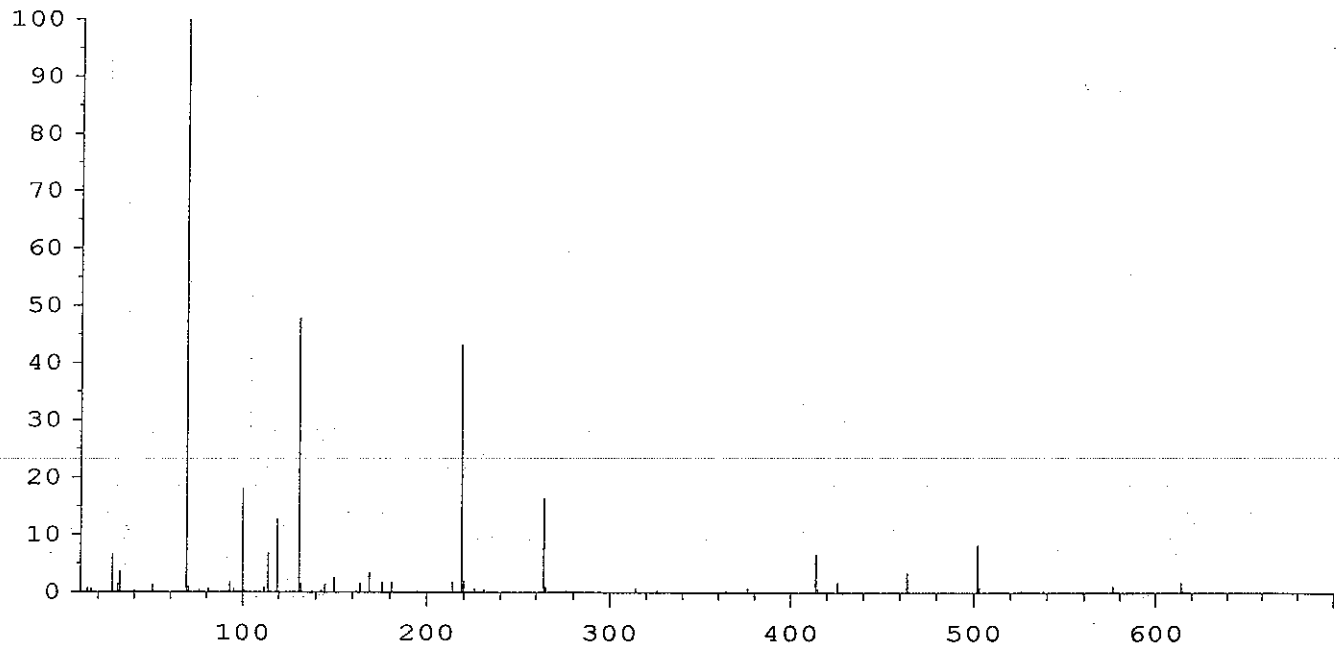

Mass	Abund	Rel Abund	Iso Mass	Iso Abund	Iso Ratio
69.00	882752	100.00	70.00	9656	1.09
219.00	382272	43.30	220.00	17840	4.67
502.00	73240	8.30	503.00	7631	10.42

TARGET MASS:	50	69	131	219	414	502
DYNAMIC ENT OFFSET:	14.3	14.6	13.1	13.6	15.8	19.1
TARGET ABUND(%):	1.0	100.0	45.0	50.0	7.0	8.0
ACTUAL TUNE ABUND(%):	1.3	100.0	47.8	43.3	6.6	8.1

Response Factor Report PAH2

Method Path : O:\FORENSICS\METHODS\PAH2\FEB08\
Method File : BIO20201.M
Title : Decalins & Alkylated PAH's
Last Update : Sat Feb 02 11:37:55 2008
Response Via : Initial Calibration

2/2/08

Calibration Files
10 =A28359.D 25 =A28360.D 100 =A28361.D
500 =A28362.D 5000=A28363.D 1e4 =A28364.D

		Compound	10	25	100	500	5000	1e4	Avg	%RSD
1)	i	Chrysene-d12				ISTD				
2)	A1	17a(H),21B(H)-hop	0.468	0.358	0.483	0.369	0.427	0.409	0.419	12.08
3)	A2	Hopane (T19)	0.468	0.358	0.483	0.369	0.427	0.409	0.419	12.08
4)	A2	C23 Tricyclic Ter	0.468	0.358	0.483	0.369	0.427	0.409	0.419	12.08
5)	A2	C24 Tricyclic Ter	0.468	0.358	0.483	0.369	0.427	0.409	0.419	12.08
6)	A2	C25 Tricyclic Ter	0.468	0.358	0.483	0.369	0.427	0.409	0.419	12.08
7)	A2	C24 Tetracyclic T	0.468	0.358	0.483	0.369	0.427	0.409	0.419	12.08
8)	A2	C26 Tricyclic Ter	0.468	0.358	0.483	0.369	0.427	0.409	0.419	12.08
9)	A2	C26 Tricyclic Ter	0.468	0.358	0.483	0.369	0.427	0.409	0.419	12.08
10)	A2	C28 Tricyclic Ter	0.468	0.358	0.483	0.369	0.427	0.409	0.419	12.08
11)	A2	C28 Tricyclic Ter	0.468	0.358	0.483	0.369	0.427	0.409	0.419	12.08
12)	A2	C29 Tricyclic Ter	0.468	0.358	0.483	0.369	0.427	0.409	0.419	12.08
13)	A2	C29 Tricyclic Ter	0.468	0.358	0.483	0.369	0.427	0.409	0.419	12.08
14)	A2	18a-22,29,30-Tris	0.468	0.358	0.483	0.369	0.427	0.409	0.419	12.08
15)	A2	C30 Tricyclic Ter	0.468	0.358	0.483	0.369	0.427	0.409	0.419	12.08
16)	A2	C30 Tricyclic Ter	0.468	0.358	0.483	0.369	0.427	0.409	0.419	12.08
17)	A2	17a(H)-22,29,30-T	0.468	0.358	0.483	0.369	0.427	0.409	0.419	12.08
18)	A2	17a/b,21b/a 28,30	0.468	0.358	0.483	0.369	0.427	0.409	0.419	12.08
19)	A2	17a(H),21b(H)-25-	0.468	0.358	0.483	0.369	0.427	0.409	0.419	12.08
20)	A2	30-Norhopane (T15	0.468	0.358	0.483	0.369	0.427	0.409	0.419	12.08
21)	A2	18a(H)-30-Norneoh	0.468	0.358	0.483	0.369	0.427	0.409	0.419	12.08
22)	A2	17a(H)-Diahopane	0.468	0.358	0.483	0.369	0.427	0.409	0.419	12.08
23)	A2	30-Normoretane (T	0.468	0.358	0.483	0.369	0.427	0.409	0.419	12.08
24)	A2	18a(H)&18b(H)-Ole	0.468	0.358	0.483	0.369	0.427	0.409	0.419	12.08
25)	A2	Moretane (T20)	0.468	0.358	0.483	0.369	0.427	0.409	0.419	12.08
26)	A2	30-Homohopane-22S	0.468	0.358	0.483	0.369	0.427	0.409	0.419	12.08
27)	A2	30-Homohopane-22R	0.468	0.358	0.483	0.369	0.427	0.409	0.419	12.08
28)	A2	30,31-Bishomohopa	0.468	0.358	0.483	0.369	0.427	0.409	0.419	12.08
29)	A2	30,31-Bishomohopa	0.468	0.358	0.483	0.369	0.427	0.409	0.419	12.08
30)	A2	30,31-Trishomohop	0.468	0.358	0.483	0.369	0.427	0.409	0.419	12.08
31)	A2	30,31-Trishomohop	0.468	0.358	0.483	0.369	0.427	0.409	0.419	12.08
32)	A2	Tetrakishomohopan	0.468	0.358	0.483	0.369	0.427	0.409	0.419	12.08
33)	A2	Tetrakishomohopan	0.468	0.358	0.483	0.369	0.427	0.409	0.419	12.08
34)	A2	Pentakishomohopan	0.468	0.358	0.483	0.369	0.427	0.409	0.419	12.08
35)	A2	Pentakishomohopan	0.468	0.358	0.483	0.369	0.427	0.409	0.419	12.08
36)	SA1	5B(H)Cholane - Su	0.182	0.166	0.181	0.202	0.225	0.224	0.197	12.33
37)	A2	13b(H),17a(H)-20S	0.182	0.166	0.181	0.202	0.225	0.224	0.197	12.33
38)	A2	13b(H),17a(H)-20R	0.182	0.166	0.181	0.202	0.225	0.224	0.197	12.33
39)	A2	13b,17a-20S-Methy	0.182	0.166	0.181	0.202	0.225	0.224	0.197	12.33
40)	A2	14a(H),17a(H)-20S	0.182	0.166	0.181	0.202	0.225	0.224	0.197	12.33
41)	A2	14a(H),17a(H)-20R	0.182	0.166	0.181	0.202	0.225	0.224	0.197	12.33
42)	A2	13b,17a-20R-Ethyl	0.182	0.166	0.181	0.202	0.225	0.224	0.197	12.33
43)	A2	13a,17b-20S-Ethyl	0.182	0.166	0.181	0.202	0.225	0.224	0.197	12.33
44)	A2	14a,17a-20S-Methy	0.182	0.166	0.181	0.202	0.225	0.224	0.197	12.33
45)	A2	14a,17a-20R-Methy	0.182	0.166	0.181	0.202	0.225	0.224	0.197	12.33
46)	A2	14a(H),17a(H)-20S	0.182	0.166	0.181	0.202	0.225	0.224	0.197	12.33
47)	A2	14a(H),17a(H)-20R	0.182	0.166	0.181	0.202	0.225	0.224	0.197	12.33
48)	A2	14b(H),17b(H)-20R	0.182	0.166	0.181	0.202	0.225	0.224	0.197	12.33
49)	A2	14b(H),17b(H)-20S	0.182	0.166	0.181	0.202	0.225	0.224	0.197	12.33
50)	A2	14b,17b-20R-Methy	0.182	0.166	0.181	0.202	0.225	0.224	0.197	12.33
51)	A2	14b,17b-20S-Methy	0.182	0.166	0.181	0.202	0.225	0.224	0.197	12.33
52)	A2	14b(H),17b(H)-20R	0.182	0.166	0.181	0.202	0.225	0.224	0.197	12.33
53)	A2	14b(H),17b(H)-20S	0.182	0.166	0.181	0.202	0.225	0.224	0.197	12.33
54)	A2	C26,20R- +C27,20S	0.182	0.166	0.181	0.202	0.225	0.224	0.197	12.33
55)	A2	C28,20S-triaromat	0.182	0.166	0.181	0.202	0.225	0.224	0.197	12.33
56)	A2	C27,20R-triaromat	0.182	0.166	0.181	0.202	0.225	0.224	0.197	12.33
57)	A2	C28,20R-triaromat	0.182	0.166	0.181	0.202	0.225	0.224	0.197	12.33

(#) = Out of Range

Quantitation Report (QT Reviewed)

Data Path : O:\FORENSICS\DATA\PAH2\2008\FEB 2008\FEB01\
Data File : A28359.D
Acq On : 1 Feb 2008 6:56 pm
Operator : AC
Sample : i2020101
Misc : l1
ALS Vial : 5 Sample Multiplier: 1

Quant Time: Feb 02 11:30:59 2008
Quant Method : O:\FORENSICS\METHODS\PAH2\FEB08\BIO20201.M
Quant Title : ~~Decalins~~ & Alkylated PAH's
QLast Update : Sat Feb 02 11:29:45 2008
Response via : Initial Calibration

Internal Standards	R.T.	QIon	Response	Conc	Units	Dev(Min)
1) Chrysene-d12	42.68	240	31313	500.00	ng/mL	0.00
System Monitoring Compounds						
36) 5B(H)Cholane - Surr	43.31	217	114m	9.01	ng/ml	-0.01
Spiked Amount 1000.000	Range 50 - 130		Recovery = 0.90%#			
Target Compounds						Qvalue
2) 17a(H),21B(H)-hopane - C30	51.53	191	293m	12.68	ng/mL	

(#) = qualifier out of range (m) = manual integration (+) = signals summed

Quantitation Report (QT Reviewed)

Data Path : O:\FORENSICS\DATA\PAH2\2008\FEB 2008\FEB01\
Data File : A28359.D
Acq On : 1 Feb 2008 6:56 pm
Operator : AC
Sample : i2020101
Misc : 11
ALS Vial : 5 Sample Multiplier: 1

Quant Time: Feb 02 11:30:59 2008
Quant Method : O:\FORENSICS\METHODS\PAH2\FEB08\BIO20201.M
Quant Title : Decalins & Alkylated PAH's
QLast Update : Sat Feb 02 11:29:45 2008
Response via : Initial Calibration

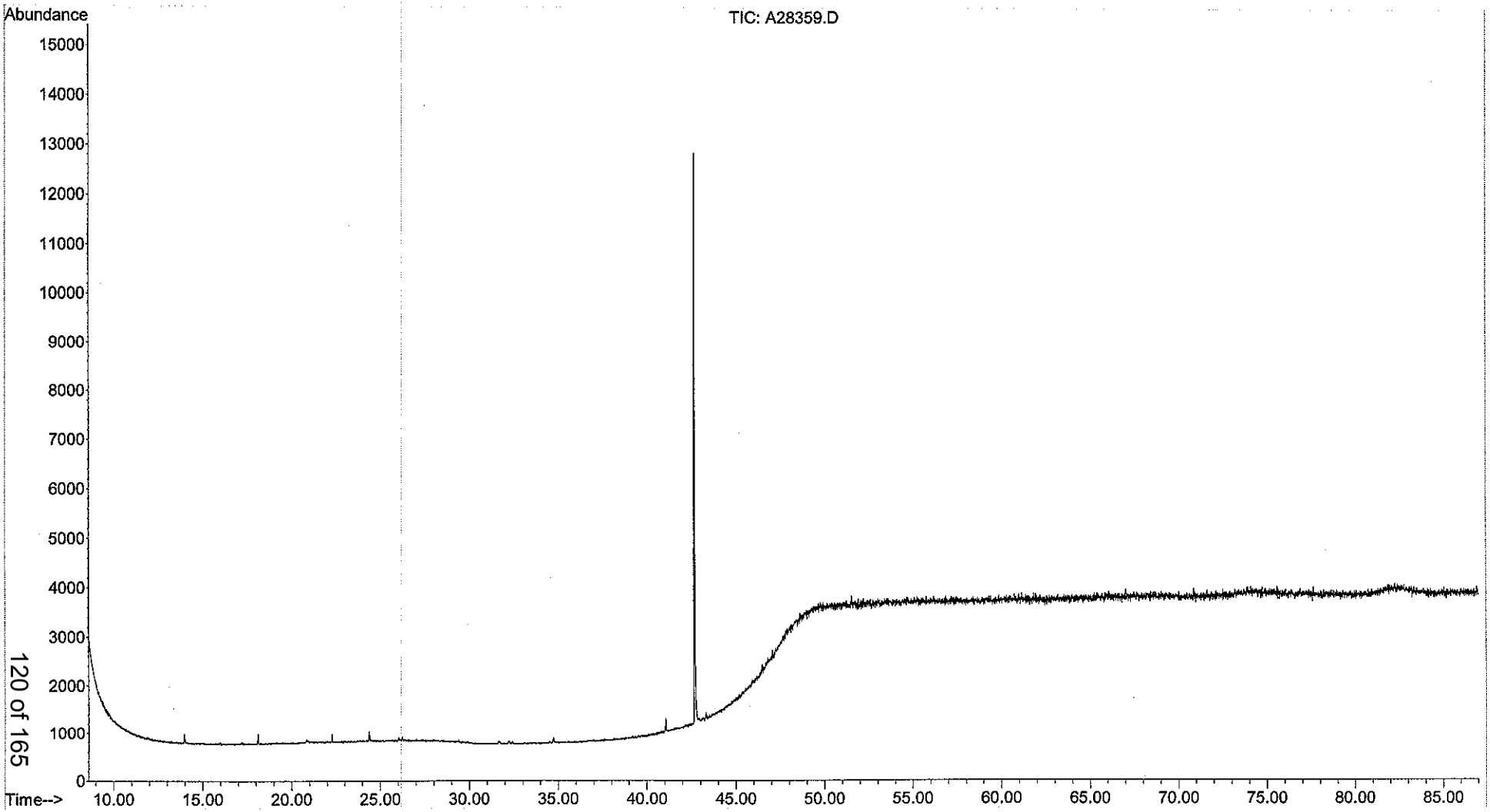

Quantitation Report (QT Reviewed)

Data Path : O:\FORENSICS\DATA\PAH2\2008\FEB 2008\FEB01\
Data File : A28360.D
Acq On : 1 Feb 2008 8:37 pm
Operator : AC
Sample : i2020102
Misc : 12
ALS Vial : 6 Sample Multiplier: 1

Quant Time: Feb 02 11:32:17 2008
Quant Method : O:\FORENSICS\METHODS\PAH2\FEB08\BIO20201.M
Quant Title : Decalins & Alkylated PAH's
QLast Update : Sat Feb 02 11:31:08 2008
Response via : Initial Calibration

Internal Standards	R.T.	QIon	Response	Conc	Units	Dev(Min)
1) Chrysene-d12	42.68	240	29512	500.00	ng/mL	0.00

System Monitoring Compounds

36) 5B(H)Cholane - Surr	43.31	217	245m	21.62	ng/ml	-0.01

Spiked Amount 1000.000 Range 50 - 130 Recovery = 2.16%#

Target Compounds						Qvalue
2) 17a(H),21B(H)-hopane - C30	51.52	191	529m	21.42	ng/mL	

(#) = qualifier out of range (m) = manual integration (+) = signals summed

Quantitation Report (QT Reviewed)

Data Path : O:\FORENSICS\DATA\PAH2\2008\FEB 2008\FEB01\
Data File : A28360.D
Acq On : 1 Feb 2008 8:37 pm
Operator : AC
Sample : i2020102
Misc : 12
ALS Vial : 6 Sample Multiplier: 1

Quant Time: Feb 02 11:32:17 2008
Quant Method : O:\FORENSICS\METHODS\PAH2\FEB08\BIO20201.M
Quant Title : Decalins & Alkylated PAH's
QLast Update : Sat Feb 02 11:31:08 2008
Response via : Initial Calibration

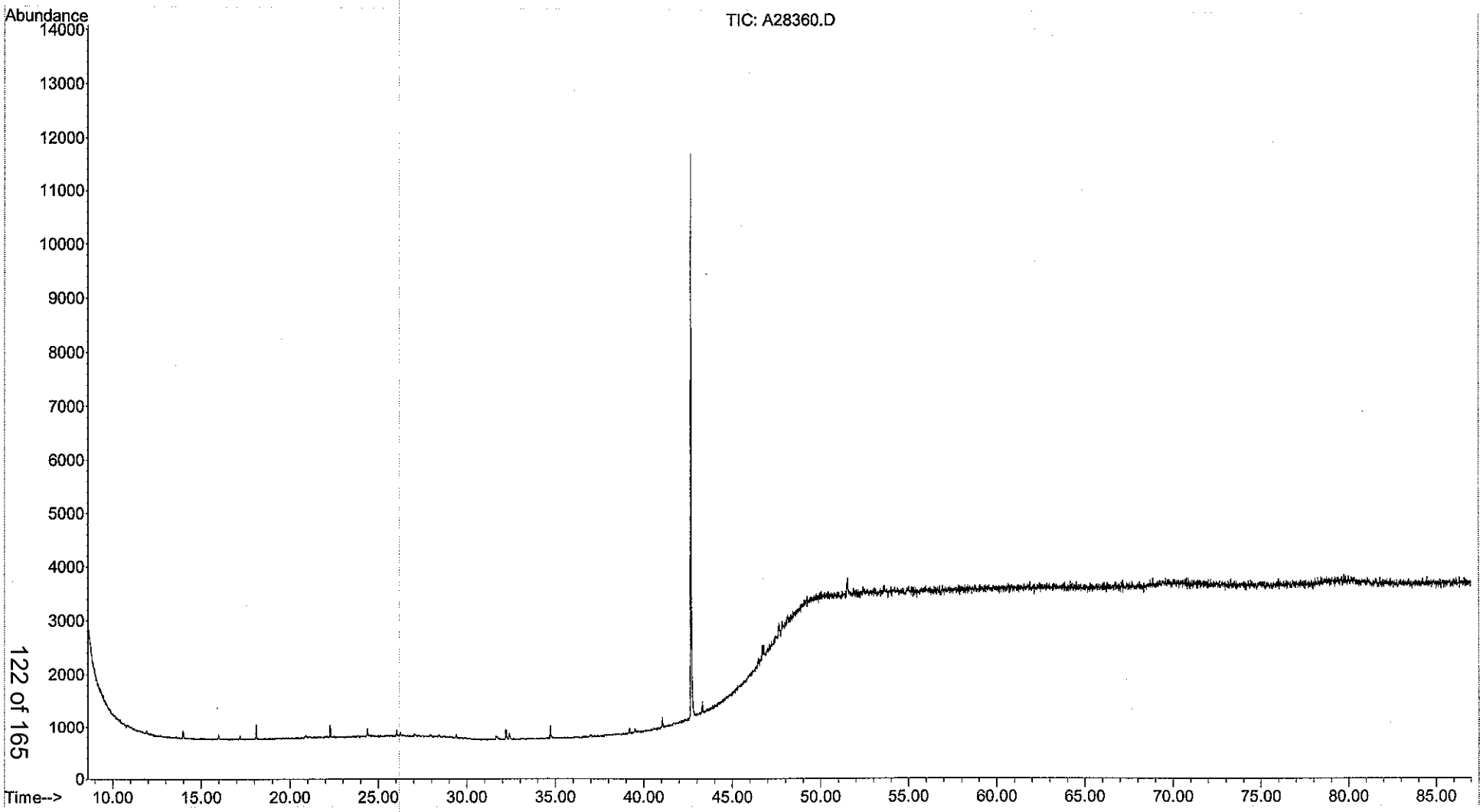

Quantitation Report (QT Reviewed)

Data Path : O:\FORENSICS\DATA\PAH2\2008\FEB 2008\FEB01\
Data File : A28361.D
Acq On : 1 Feb 2008 10:18 pm
Operator : AC
Sample : i2020103
Misc : 13
ALS Vial : 7 Sample Multiplier: 1

Quant Time: Feb 02 11:33:46 2008
Quant Method : O:\FORENSICS\METHODS\PAH2\FEB08\BIO20201.M
Quant Title : Decalins & Alkylated PAH's
QLast Update : Sat Feb 02 11:32:27 2008
Response via : Initial Calibration

Internal Standards	R.T.	QIon	Response	Conc	Units	Dev(Min)
1) Chrysene-d12	42.68	240	29883	500.00	ng/mL	0.00
System Monitoring Compounds						
36) 5B(H)Cholane - Surr	43.31	217	1081	98.64	ng/ml	-0.01
Spiked Amount 1000.000	Range 50 - 130		Recovery = 9.86%#			
Target Compounds						Qvalue
2) 17a(H),21B(H)-hopane - C30	51.53	191	2887	121.24	ng/mL	93

(#) = qualifier out of range (m) = manual integration (+) = signals summed

Quantitation Report (QT Reviewed)

Data Path : O:\FORENSICS\DATA\PAH2\2008\FEB 2008\FEB01\
Data File : A28361.D
Acq On : 1 Feb 2008 10:18 pm
Operator : AC
Sample : i2020103
Misc : 13
ALS Vial : 7 Sample Multiplier: 1

Quant Time: Feb 02 11:33:46 2008
Quant Method : O:\FORENSICS\METHODS\PAH2\FEB08\BIO20201.M
Quant Title : Decalins & Alkylated PAH's
QLast Update : Sat Feb 02 11:32:27 2008
Response via : Initial Calibration

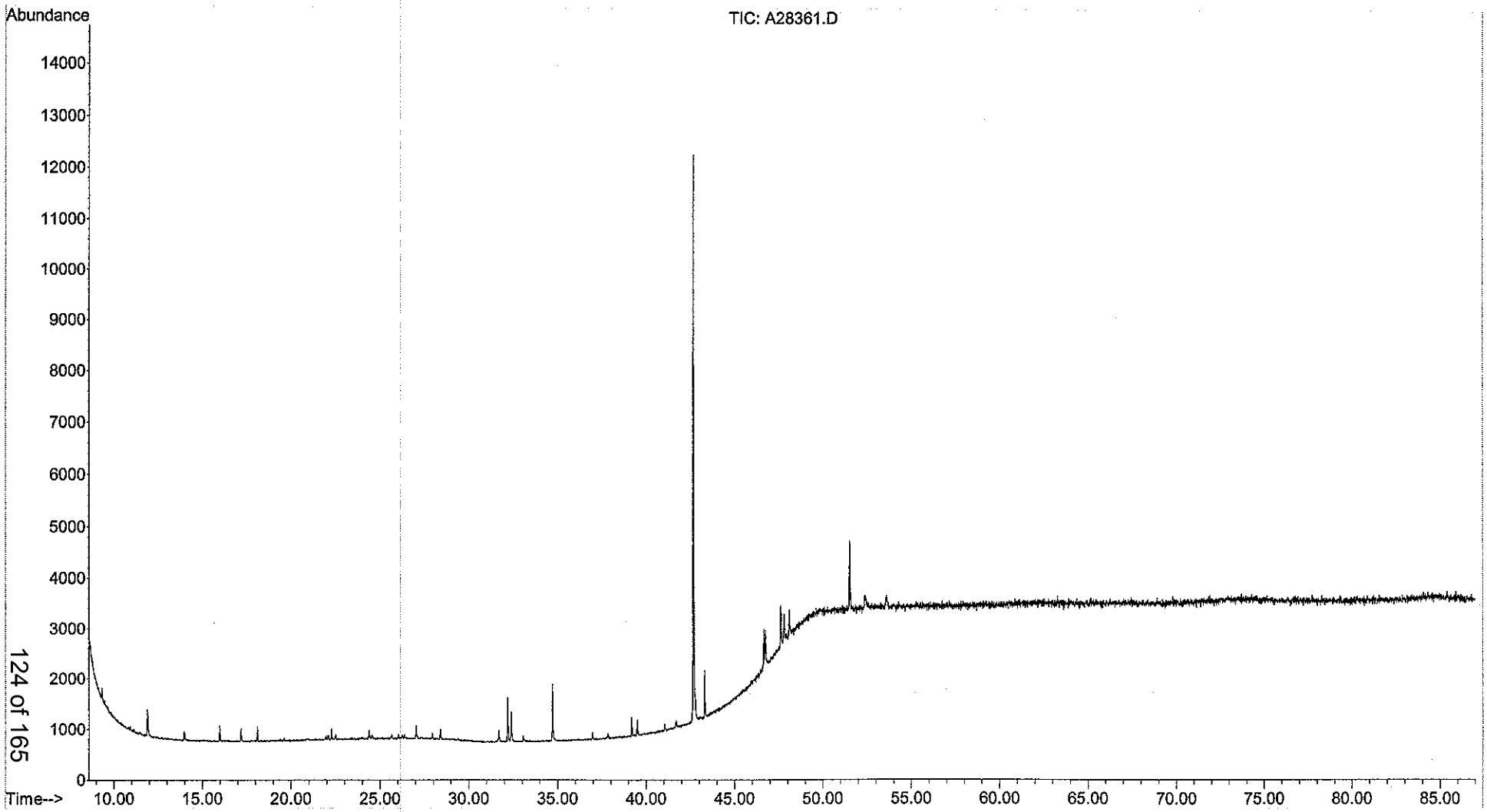

Quantitation Report (QT Reviewed)

Data Path : O:\FORENSICS\DATA\PAH2\2008\FEB 2008\FEB01\
Data File : A28362.D
Acq On : 1 Feb 2008 11:59 pm
Operator : AC
Sample : i2020104
Misc : 14
ALS Vial : 8 Sample Multiplier: 1

Quant Time: Feb 02 11:29:18 2008
Quant Method : O:\FORENSICS\METHODS\PAH2\FEB08\BIO20201.M
Quant Title : Decalins & Alkylated PAH's
QLast Update : Sat Feb 02 11:27:20 2008
Response via : Initial Calibration

Internal Standards	R.T.	QIon	Response	Conc Units	Dev(Min)
1) Chrysene-d12	42.68	240	34242	500.00 ng/mL	0.00
System Monitoring Compounds					
36) 5B(H)Cholane - Surr	43.31	217	6917	419.18 ng/ml	-0.01
Spiked Amount 1000.000	Range 50 - 130		Recovery = 41.92%#		
Target Compounds					Qvalue
2) 17a(H),21B(H)-hopane - C30	51.53	191	12633m	292.46 ng/mL	

(#) = qualifier out of range (m) = manual integration (+) = signals summed

Quantitation Report (QT Reviewed)

Data Path : O:\FORENSICS\DATA\PAH2\2008\FEB 2008\FEB01\
Data File : A28362.D
Acq On : 1 Feb 2008 11:59 pm
Operator : AC
Sample : i2020104
Misc : 14
ALS Vial : 8 Sample Multiplier: 1

Quant Time: Feb 02 11:29:18 2008
Quant Method : O:\FORENSICS\METHODS\PAH2\FEB08\BIO20201.M
Quant Title : Decalins & Alkylated PAH's
QLast Update : Sat Feb 02 11:27:20 2008
Response via : Initial Calibration

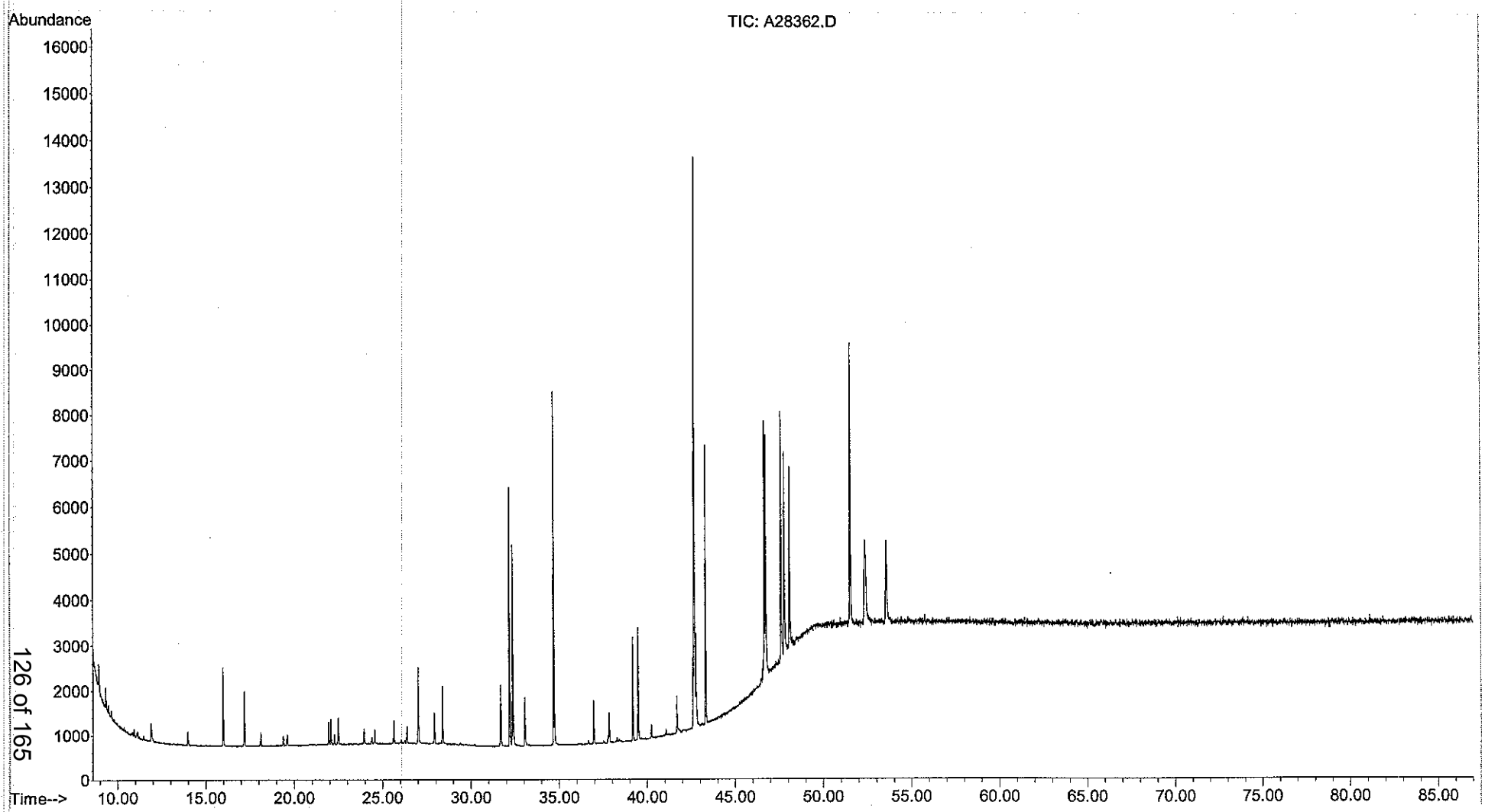

Quantitation Report (QT Reviewed)

Data Path : O:\FORENSICS\DATA\PAH2\2008\FEB 2008\FEB01\
Data File : A28363.D
Acq On : 2 Feb 2008 1:39 am
Operator : AC
Sample : i2020105
Misc : 15
ALS Vial : 9 Sample Multiplier: 1

Quant Time: Feb 02 11:35:27 2008
Quant Method : O:\FORENSICS\METHODS\PAH2\FEB08\BIO20201.M
Quant Title : Decalins & Alkylated PAH's
QLast Update : Sat Feb 02 11:34:01 2008
Response via : Initial Calibration

Internal Standards	R.T.	QIon	Response	Conc Units	Dev(Min)
1) Chrysene-d12	42.67	240	38476	500.00 ng/mL	-0.01

System Monitoring Compounds

36) 5B(H)Cholane - Surr	43.31	217	86398	6144.13 ng/ml	-0.01

Spiked Amount 1000.000 Range 50 - 130 Recovery = 614.41%#

Target Compounds					Qvalue
2) 17a(H),21B(H)-hopane - C30	51.53	191	164109	5082.68 ng/mL#	79

(#) = qualifier out of range (m) = manual integration (+) = signals summed

Quantitation Report (QT Reviewed)

Data Path : O:\FORENSICS\DATA\PAH2\2008\FEB 2008\FEB01\
Data File : A28363.D
Acq On : 2 Feb 2008 1:39 am
Operator : AC
Sample : i2020105
Misc : 15
ALS Vial : 9 Sample Multiplier: 1

Quant Time: Feb 02 11:35:27 2008
Quant Method : O:\FORENSICS\METHODS\PAH2\FEB08\BIO20201.M
Quant Title : Decalins & Alkylated PAH's
QLast Update : Sat Feb 02 11:34:01 2008
Response via : Initial Calibration

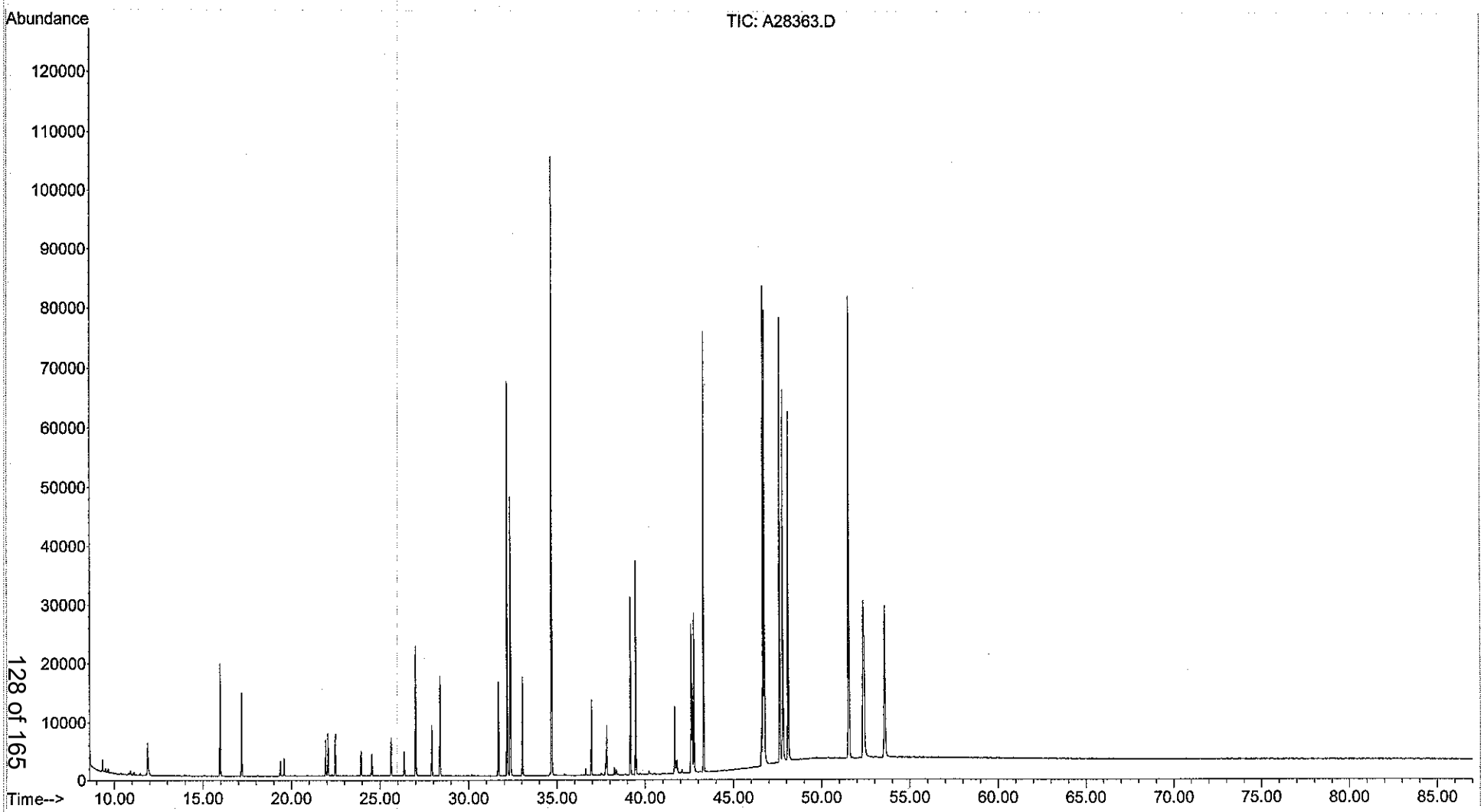

Quantitation Report (QT Reviewed)

Data Path : O:\FORENSICS\DATA\PAH2\2008\FEB 2008\FEB01\
Data File : A28364.D
Acq On : 2 Feb 2008 3:20 am
Operator : AC
Sample : i2020106
Misc : 16
ALS Vial : 10 Sample Multiplier: 1

Quant Time: Feb 02 11:37:25 2008
Quant Method : O:\FORENSICS\METHODS\PAH2\FEB08\BIO20201.M
Quant Title : Decalins & Alkylated PAH's
QLast Update : Sat Feb 02 11:35:40 2008
Response via : Initial Calibration

Internal Standards	R.T.	QIon	Response	Conc Units	Dev(Min)
1) Chrysene-d12	42.68	240	50494	500.00 ng/mL	0.00

System Monitoring Compounds

36) 5B(H)Cholane - Surr	43.32	217	225859	11703.35 ng/ml	0.00

Spiked Amount 1000.000 Range 50 - 130 Recovery = 1170.34%#

Target Compounds					Qvalue
2) 17a(H),21B(H)-hopane - C30	51.54	191	413416	9724.43 ng/mL#	79

(#) = qualifier out of range (m) = manual integration (+) = signals summed

Quantitation Report (QT Reviewed)

Data Path : O:\FORENSICS\DATA\PAH2\2008\FEB 2008\FEB01\
Data File : A28364.D
Acq On : 2 Feb 2008 3:20 am
Operator : AC
Sample : i2020106
Misc : 16
ALS Vial : 10 Sample Multiplier: 1

Quant Time: Feb 02 11:37:25 2008
Quant Method : O:\FORENSICS\METHODS\PAH2\FEB08\BIO20201.M
Quant Title : Decalins & Alkylated PAH's
QLast Update : Sat Feb 02 11:35:40 2008
Response via : Initial Calibration

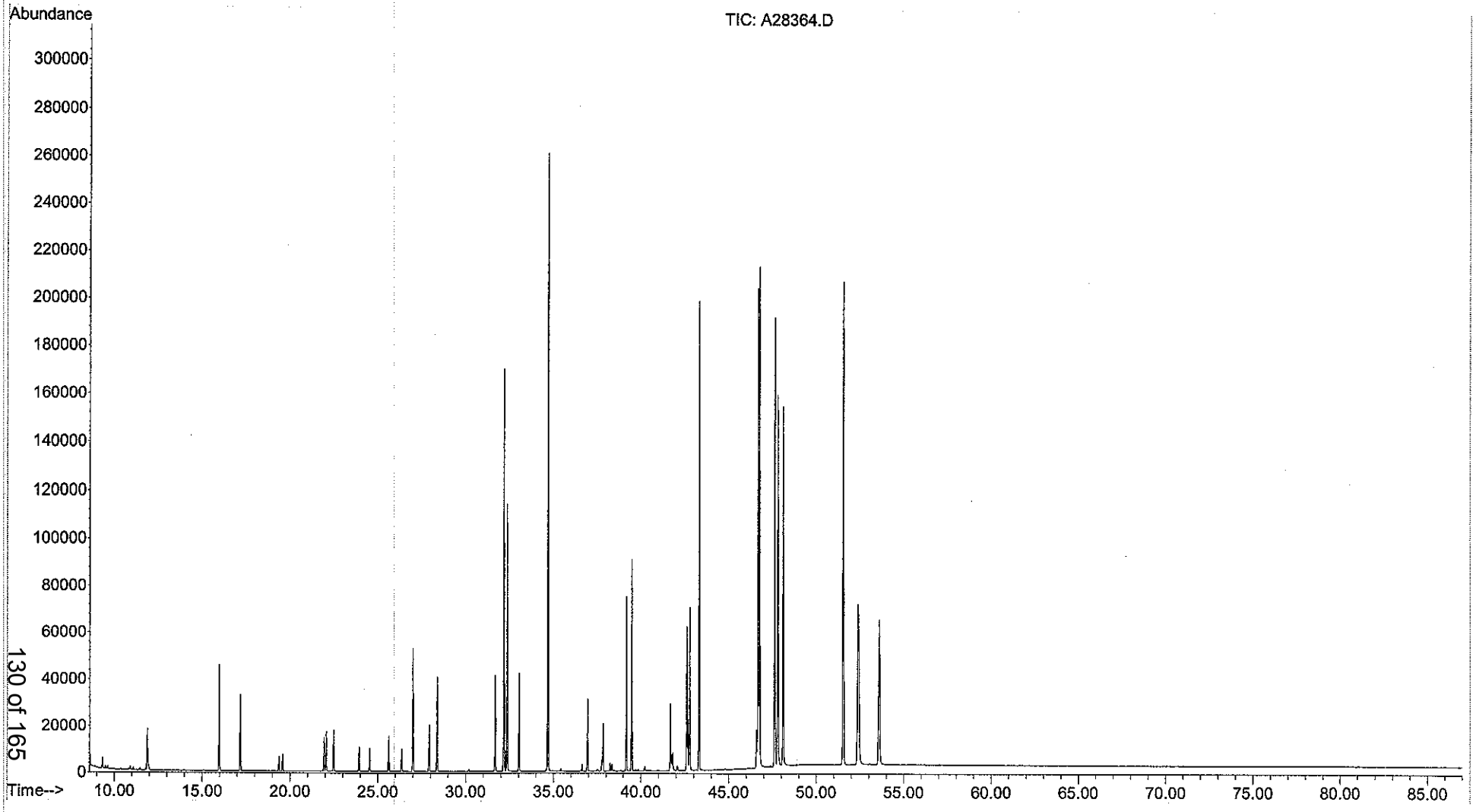

Evaluate Continuing Calibration Report

Data Path : O:\FORENSICS\DATA\PAH1\JAN08\JAN29\
Data File : A19311.D
Acq On : 31 Jan 2008 2:55 pm
Operator : ac
Sample : C1012905
Misc : CC
ALS Vial : 29 Sample Multiplier: 1

MAL for AC 2/4/8

Quant Time: Jan 31 17:38:13 2008
Quant Method : O:\FORENSICS\METHODS\PAH1\JAN08\PAH10107.M
Quant Title : Decalins & Alkylated PAH's
QLast Update : Thu Jan 17 12:42:45 2008
Response via : Initial Calibration

Min. RRF : 0.050 Min. Rel. Area : 10% Max. R.T. Dev 0.50min
Max. RRF Dev : 30% Max. Rel. Area : 200%

		Compound	AvgRF	CCRF	%Dev	Area%	Dev(min)
1	i	Acenaphthene-d10	1.000	1.000	0.0	80	0.00
2	A1	trans-Decalin	0.448	0.430	4.0	79	-0.01
3	t	cis-Decalin	0.337	0.326	3.3	78	-0.01
4	A2	C1-Decalins	0.448	0.000#	100.0#	0#	-17.72#
5	A2	C2-Decalins	0.448	0.000#	100.0#	0#	-19.15#
6	A2	C3-Decalins	0.448	0.000#	100.0#	0#	-21.97#
7	A2	C4-Decalins	0.448	0.000#	100.0#	0#	-24.76#
8	A1	Naphthalene	2.181	2.095	3.9	74	-0.01
9	A2	C1-Naphthalenes	2.181	0.000#	100.0#	0#	-22.36#
10	A2	C2-Naphthalenes	2.181	0.000#	100.0#	0#	-25.20#
11	A2	C3-Naphthalenes	2.181	0.000#	100.0#	0#	-27.55#
12	A2	C4-Naphthalenes	2.181	0.000#	100.0#	0#	-30.31#
13	s	2-Methylnaphthalene-d10	1.233	1.282	-4.0	79	-0.06
14	t	2-Methylnaphthalene	1.445	1.386	4.1	74	0.00
15	t	1-Methylnaphthalene	1.425	1.352	5.1	74	-0.01
16	A1	Benzothiophene	1.683	1.587	5.7	73	0.00
17	A2	C1-Benzo(b)thiophenes	1.683	0.000#	100.0#	0#	-22.75#
18	A2	C2-Benzo(b)thiophenes	1.683	0.000#	100.0#	0#	-24.92#
19	A2	C3-Benzo(b)thiophenes	1.683	0.000#	100.0#	0#	-27.72#
20	A2	C4-Benzo(b)thiophenes	1.683	0.000#	100.0#	0#	-29.49#
21	t	Biphenyl	1.819	1.726	5.1	74	-0.01
22	t	2,6-Dimethylnaphthalene	1.254	1.228	2.1	76	-0.01
23	t	Dibenzofuran	1.950	1.850	5.1	73	0.00
24	t	Acenaphthylene	2.020	2.185	-8.2	83	-0.01
25	t	Acenaphthene	1.360	1.339	1.5	76	0.00
26	t	2,3,5-Trimethylnaphthalene	1.116	1.136	-1.8	80	0.00
27	A1	Fluorene	1.531	1.527	0.3	77	0.00
28	A2	C1-Fluorenes	1.531	0.000#	100.0#	0#	-31.06#
29	A2	C2-Fluorenes	1.531	0.000#	100.0#	0#	-33.11#
30	A2	C3-Fluorenes	1.531	0.000#	100.0#	0#	-35.10#
31	A1	Dibenzothiophene	2.066	1.988	3.8	73	0.00
32	A2	4-Methyldibenzothiophene(4M	2.066	0.000#	100.0#	0#	-33.80#
33	A2	2/3-Methyldibenzothiophene(	2.066	0.000#	100.0#	0#	-34.11#
34	A2	1-Methyldibenzothiophene(1M	2.066	0.000#	100.0#	0#	-34.57#
35	A2	OTP	2.066	0.000#	100.0#	0#	-34.23#
36	A2	C1-Dibenzothiophenes	2.066	0.000#	100.0#	0#	-33.80#
37	A2	C2-Dibenzothiophenes	2.066	0.000#	100.0#	0#	-35.84#
38	A2	C3-Dibenzothiophenes	2.066	0.000#	100.0#	0#	-37.29#
39	A2	C4-Dibenzothiophenes	2.066	0.000#	100.0#	0#	-38.99#
40	A1	Phenanthrene	2.161	2.142	0.9	75	0.00
41	A2	3-Methylphenanthrene(3MP)	2.161	0.000#	100.0#	0#	-34.48#
42	A2	2/4-Methylphenanthrene(2MP)	2.161	0.000#	100.0#	0#	-34.59#
43	A2	2-Methylanthracene(2MA)	2.161	0.000#	100.0#	0#	-34.75#
44	A2	9-Methylphenanthrene(9MP)	2.161	0.000#	100.0#	0#	-34.94#
45	A2	1-Methylphenanthrene(1MP)	2.161	0.000#	100.0#	0#	-35.03#
46	A2	C1-Phenanthrenes/Anthracene	2.161	0.000#	100.0#	0#	-34.59#
47	A2	C2-Phenanthrenes/Anthracene	2.161	0.000#	100.0#	0#	-36.76#
48	A2	5AA IS BKGD	2.161	0.000#	100.0#	0#	-36.59#
49	A2	C3-Phenanthrenes/Anthracene	2.161	0.000#	100.0#	0#	-38.59#
50	A2	C4-Phenanthrenes/Anthracene	2.161	0.000#	100.0#	0#	-40.81#

Evaluate Continuing Calibration Report

Data Path : O:\FORENSICS\DATA\PAH1\JAN08\JAN29\
Data File : A19311.D
Acq On : 31 Jan 2008 2:55 pm
Operator : ac
Sample : C1012905
Misc : CC
ALS Vial : 29 Sample Multiplier: 1

Quant Time: Jan 31 17:38:13 2008
Quant Method : O:\FORENSICS\METHODS\PAH1\JAN08\PAH10107.M
Quant Title : Decalins & Alkylated PAH's
QLast Update : Thu Jan 17 12:42:45 2008
Response via : Initial Calibration

Min. RRF : 0.050 Min. Rel. Area : 10% Max. R.T. Dev 0.50min
Max. RRF Dev : 30% Max. Rel. Area : 200%

		Compound	AvgRF	CCRF	%Dev	Area%	Dev(min)
51	t	Retene	0.360	0.403	-11.9	90	-0.05
52	t	Anthracene	1.810	2.090	-15.5	81	0.00
53	t	Carbazole	1.816	1.868	-2.9	81	0.00
54	t	1-Methylphenanthrene	1.543	1.604	-4.0	79	0.00
55	A1	Fluoranthene	2.216	2.333	-5.3	79	0.00
56	t	Benzo(b)fluorene	1.296	1.411	-8.9	83	0.00
57	s	Pyrene-d10	1.470	1.473	-0.2	82	0.01
58	A1	Pyrene	2.287	2.375	-3.8	77	0.00
59	A2	C1-Fluoranthenes/Pyrenes	2.287	0.000#	100.0#	0#	-39.97#
60	A2	C2-Fluoranthenes/Pyrenes	2.287	0.000#	100.0#	0#	-42.04#
61	A2	C3-Fluoranthenes/Pyrenes	2.287	0.000#	100.0#	0#	-43.51#
62	A2	C4-Fluoranthenes/Pyrenes	2.287	0.000#	100.0#	0#	-45.27#
63	A1	Naphthobenzothiophene	2.093	2.105	-0.6	76	0.01
64	A2	Naphthobenzothiophene-2,1-D	2.093	2.105	-0.6	76	0.01
65	A2	Naphthobenzothiophene-1,2-D	2.093	0.000#	100.0#	0#	-42.37#
66	A2	Naphthobenzothiophene-2,3-D	2.093	0.000#	100.0#	0#	-42.67#
67	A2	C1-Naphthobenzothiophenes	2.093	0.000#	100.0#	0#	-43.44#
68	A2	C2-Naphthobenzothiophenes	2.093	0.000#	100.0#	0#	-45.29#
69	A2	C3-Naphthobenzothiophenes	2.093	0.000#	100.0#	0#	-47.04#
70	A2	C4-Naphthobenzothiophenes	2.093	0.000#	100.0#	0#	-48.12#
71	i	Chrysene-d12	1.000	1.000	0.0	77	0.01
72	t	Benz[a]anthracene	1.308	1.496	-14.4	84	0.01
73	A1	Chrysene	1.427	1.492	-4.6	77	0.01
74	A2	Chrysene/Triphenylene	1.427	1.496	-4.8	77	0.01
75	A2	C1-Chrysenes	1.427	0.000#	100.0#	0#	-44.66#
76	A2	C2-Chrysenes	1.427	0.000#	100.0#	0#	-46.31#
77	A2	BBF-d12 Surr BKGD	1.427	0.000#	100.0#	0#	-46.99#
78	A2	C3-Chrysenes	1.427	0.000#	100.0#	0#	-47.90#
79	A2	C4-Chrysenes	1.427	0.000#	100.0#	0#	-49.37#
80	s	Benzo[b]fluoranthene-d12	1.077	1.132	-5.1	81	0.00
81	t	Benzo[b]fluoranthene	1.412	1.547	-9.6	81	0.01
82	A1	Benzo[k]fluoranthene	1.506	1.592	-5.7	78	0.01
83	A2	Benzo[a]fluoranthene	1.506	0.000#	100.0#	0#	-47.51#
84	t	Benzo[e]pyrene	1.431	1.493	-4.3	79	0.01
85	t	Benzo[a]pyrene	1.208	1.410	-16.7	86	0.01
86	t	Perylene	1.278	1.452	-13.6	83	0.02
87	t	Indeno[1,2,3-cd]pyrene	1.234	1.305	-5.8	85	0.04
88	t	Dibenz[a,h]anthracene	1.249	1.424	-14.0	85	0.04
89	t	Benzo[g,h,i]perylene	1.450	1.538	-6.1	83	0.02
90	A1	17a(H),21B(H)-hopane - C30H	0.540	0.499	7.6	87	0.00
91	A2	Hopane (T19)	0.540	0.499	7.6	87	0.00
92	A2	C23 Tricyclic Terpane (T4)	0.540	0.000#	100.0#	0#	-40.67#
93	A2	C24 Tricyclic Terpane (T5)	0.540	0.000#	100.0#	0#	-41.40#
94	A2	C25 Tricyclic Terpane (T6)	0.540	0.000#	100.0#	0#	-42.93#
95	A2	C24 Tetracyclic Terpane (T6	0.540	0.000#	100.0#	0#	-44.20#
96	A2	C26 Tricyclic Terpane-22S (	0.540	0.000#	100.0#	0#	-43.96#
97	A2	C26 Tricyclic Terpane-22R (	0.540	0.000#	100.0#	0#	-44.04#
98	A2	C28 Tricyclic Terpane-22S (	0.540	0.000#	100.0#	0#	-46.35#
99	A2	C28 Tricyclic Terpane-22R (	0.540	0.000#	100.0#	0#	-46.51#

Evaluate Continuing Calibration Report

Data Path : O:\FORENSICS\DATA\PAH1\JAN08\JAN29\
Data File : A19311.D
Acq On : 31 Jan 2008 2:55 pm
Operator : ac
Sample : C1012905
Misc : CC
ALS Vial : 29 Sample Multiplier: 1

Quant Time: Jan 31 17:38:13 2008
Quant Method : O:\FORENSICS\METHODS\PAH1\JAN08\PAH10107.M
Quant Title : Decalins & Alkylated PAH's
QLast Update : Thu Jan 17 12:42:45 2008
Response via : Initial Calibration

Min. RRF : 0.050 Min. Rel. Area : 10% Max. R.T. Dev 0.50min
Max. RRF Dev : 30% Max. Rel. Area : 200%

		Compound	AvgRF	CCRF	%Dev	Area%	Dev(min)
100	A2	C29 Tricyclic Terpane-22S (	0.540	0.000#	100.0#	0#	-47.02#
101	A2	C29 Tricyclic Terpane-22R (	0.540	0.000#	100.0#	0#	-47.21#
102	A2	18a-22,29,30-Trisnorneohopa	0.540	0.000#	100.0#	0#	-48.33#
103	A2	C30 Tricyclic Terpane-22S	0.540	0.000#	100.0#	0#	-48.43#
104	A2	C30 Tricyclic Terpane-22R	0.540	0.000#	100.0#	0#	-48.68#
105	A2	17a(H)-22,29,30-Trisnorhopa	0.540	0.000#	100.0#	0#	-48.86#
106	A2	17a/b,21b/a 28,30-Bisnorhop	0.540	0.000#	100.0#	0#	-50.05#
107	A2	17a(H),21b(H)-25-Norhopane	0.540	0.000#	100.0#	0#	-49.87#
108	A2	30-Norhopane (T15)	0.540	0.000#	100.0#	0#	-50.71#
109	A2	18a(H)-30-Norneohopane-C29T	0.540	0.000#	100.0#	0#	-50.82#
110	A2	17a(H)-Diahopane (X)	0.540	0.000#	100.0#	0#	-50.94#
111	A2	30-Normoretane (T17)	0.540	0.000#	100.0#	0#	-51.49#
112	A2	18a(H)&18b(H)-Oleananes (T1	0.540	0.000#	100.0#	0#	-51.89#
113	A2	Moretane (T20)	0.540	0.000#	100.0#	0#	-52.76#
114	A2	30-Homohopane-22S (T21)	0.540	0.000#	100.0#	0#	-53.84#
115	A2	30-Homohopane-22R (T22)	0.540	0.000#	100.0#	0#	-54.08#
116	A2	30,31-Bishomohopane-22S (T2	0.540	0.000#	100.0#	0#	-55.39#
117	A2	30,31-Bishomohopane-22R (T2	0.540	0.000#	100.0#	0#	-55.78#
118	A2	30,31-Trishomohopane-22S (T	0.540	0.000#	100.0#	0#	-57.50#
119	A2	30,31-Trishomohopane-22R (T	0.540	0.000#	100.0#	0#	-58.13#
120	A2	Tetrakishomohopane-22S (T32	0.540	0.000#	100.0#	0#	-60.12#
121	A2	Tetrakishomohopane-22R (T33	0.540	0.000#	100.0#	0#	-61.02#
122	A2	Pentakishomohopane-22S (T34	0.540	0.000#	100.0#	0#	-63.21#
123	A2	Pentakishomohopane-22R (T35	0.540	0.000#	100.0#	0#	-64.53#
124	SA1	5B(H)Cholane - Surr	0.232	0.262	-12.9	85	0.00
125	A2	13b(H),17a(H)-20S-Diacholes	0.232	0.000#	100.0#	0#	-45.17#
126	A2	13b(H),17a(H)-20R-Diacholes	0.232	0.000#	100.0#	0#	-45.59#
127	A2	13b,17a-20S-Methyldiacholes	0.232	0.000#	100.0#	0#	-46.30#
128	A2	14a(H),17a(H)-20S-Cholestan	0.232	0.000#	100.0#	0#	-47.14#
129	A2	14a(H),17a(H)-20R-Cholestan	0.232	0.000#	100.0#	0#	-47.67#
130	A2	13b,17a-20R-Ethyldiacholest	0.232	0.000#	100.0#	0#	-47.94#
131	A2	13a,17b-20S-Ethyldiacholest	0.232	0.000#	100.0#	0#	-48.22#
132	A2	14a,17a-20S-Methylcholestan	0.232	0.000#	100.0#	0#	-48.38#
133	A2	14a,17a-20R-Methylcholestan	0.232	0.000#	100.0#	0#	-49.08#
134	A2	14a(H),17a(H)-20S-Ethylchol	0.232	0.000#	100.0#	0#	-49.42#
135	A2	14a(H),17a(H)-20R-Ethylchol	0.232	0.000#	100.0#	0#	-50.32#
136	A2	14b(H),17b(H)-20R-Cholestan	0.232	0.000#	100.0#	0#	-47.25#
137	A2	14b(H),17b(H)-20S-Cholestan	0.232	0.000#	100.0#	0#	-47.33#
138	A2	14b,17b-20R-Methylcholestan	0.232	0.000#	100.0#	0#	-48.54#
139	A2	14b,17b-20S-Methylcholestan	0.232	0.000#	100.0#	0#	-48.61#
140	A2	14b(H),17b(H)-20R-Ethylchol	0.232	0.000#	100.0#	0#	-49.67#
141	A2	14b(H),17b(H)-20S-Ethylchol	0.232	0.000#	100.0#	0#	-49.72#
142	A2	C26,20R- +C27,20S- triaroma	0.232	0.000#	100.0#	0#	-49.38#
143	A2	C28,20S-triaromatic steroid	0.232	0.000#	100.0#	0#	-50.24#
144	A2	C27,20R-triaromatic steroid	0.232	0.000#	100.0#	0#	-50.68#
145	A2	C28,20R-triaromatic steroid	0.232	0.000#	100.0#	0#	-51.89#

(#) = Out of Range SPCC's out = 0 CCC's out = 0

Quantitation Report (QT Reviewed)

Data Path : O:\FORENSICS\DATA\PAH1\JAN08\JAN29\
Data File : A19311.D
Acq On : 31 Jan 2008 2:55 pm
Operator : ac
Sample : C1012905
Misc : CC
ALS Vial : 29 Sample Multiplier: 1

Quant Time: Jan 31 17:38:13 2008
Quant Method : O:\FORENSICS\METHODS\PAH1\JAN08\PAH10107.M
Quant Title : Decalins & Alkylated PAH's
QLast Update : Thu Jan 17 12:42:45 2008
Response via : Initial Calibration

Internal Standards	R.T.	QIon	Response	Conc	Units	Dev(Min)
1) Acenaphthene-d10	26.55	164	38057	500.00	ng/mL	0.00
71) Chrysene-d12	43.03	240	54090	500.00	ng/mL	0.01
System Monitoring Compounds						
13) 2-Methylnaphthalene-d10	22.23	152	48778	519.84	ng/mL	-0.06
Spiked Amount 1000.000	Range 50 - 130		Recovery = 51.98%			
57) Pyrene-d10	38.11	212	56046	501.05	ng/mL	0.01
Spiked Amount 1000.000	Range 50 - 130		Recovery = 50.10%			
80) Benzo[b]fluoranthene-d12	46.93	264	61232	525.71	ng/mL	0.00
Spiked Amount 1000.000	Range 50 - 130		Recovery = 52.57%			
124) 5B(H)Cholane - Surr	43.66	217	14185	565.30	ng/ml	0.00
Spiked Amount 1000.000	Range 50 - 130		Recovery = 56.53%			
Target Compounds						Qvalue
2) trans-Decalin	16.24	138	8187	240.13	ng/mL	100
3) cis-Decalin	17.45	138	6204	241.55	ng/mL	100
8) Naphthalene	19.66	128	79717	480.31	ng/mL#	100
14) 2-Methylnaphthalene	22.36	142	52744	479.55	ng/mL#	100
15) 1-Methylnaphthalene	22.78	142	51458	474.41	ng/mL#	100
16) Benzothiophene	19.88	134	60378	471.44	ng/mL	100
21) Biphenyl	24.24	154	65687	474.40	ng/mL#	100
22) 2,6-Dimethylnaphthalene	24.85	156	46722	489.38	ng/mL#	100
23) Dibenzofuran	27.32	168	70417	474.36	ng/mL	92
24) Acenaphthylene	25.94	152	83165	540.79	ng/mL#	100
25) Acenaphthene	26.68	153	50967	492.48	ng/mL	97
26) 2,3,5-Trimethylnaphthalene	28.24	170	43219	508.79	ng/mL	97
27) Fluorene	28.70	166	58110	498.71	ng/mL	99
31) Dibenzothiophene	32.02	184	75651	481.02	ng/mL#	76
40) Phenanthrene	32.51	178	81500	495.39	ng/mL	99
51) Retene	39.52	234	15341	559.89	ng/mL	95
52) Anthracene	32.70	178	79528m	577.19	ng/mL	
53) Carbazole	33.37	167	71093	514.48	ng/mL#	84
54) 1-Methylphenanthrene	35.03	192	61058	520.03	ng/mL	99
55) Fluoranthene	37.29	202	88779	526.34	ng/mL#	92
56) Benzo(b)fluorene	39.82	216	53695	544.33	ng/mL	96
58) Pyrene	38.17	202	90400	519.21	ng/mL	96
63) Naphthobenzothiophene	42.04	234	80100	502.90	ng/ml#	51
64) Naphthobenzothiophene-2,1-	42.04	234	80100	502.90	ng/mL#	51
72) Benz[a]anthracene	42.96	228	80929	571.78	ng/mL	91
73) Chrysene	43.13	228	80680m	522.58	ng/mL	
74) Chrysene/Triphenylene	43.13	228	80894m	523.96	ng/mL	
81) Benzo[b]fluoranthene	47.02	252	83698	547.97	ng/mL#	19
82) Benzo[k]fluoranthene	47.09	252	86130m	528.51	ng/mL	
84) Benzo[e]pyrene	48.01	252	80743	521.42	ng/mL#	39
85) Benzo[a]pyrene	48.19	252	76241m	583.42	ng/mL	
86) Perylene	48.50	252	78542m	568.29	ng/mL	
87) Indeno[1,2,3-cd]pyrene	52.94	276	70590m	528.67	ng/mL	
88) Dibenz[a,h]anthracene	53.01	278	77044	570.41	ng/mL#	28
89) Benzo[g,h,i]perylene	54.21	276	83199	530.52	ng/mL#	76
90) 17a(H),21B(H)-hopane - C30	52.07	191	26966	461.45	ng/mL#	70
91) Hopane (T19)	52.07	191	26966	461.45	ng/mL#	70

(#) = qualifier out of range (m) = manual integration (+) = signals summed

Quantitation Report (QT Reviewed)

Data Path : O:\FORENSICS\DATA\PAH1\JAN08\JAN29\
Data File : A19311.D
Acq On : 31 Jan 2008 2:55 pm
Operator : ac
Sample : C1012905
Misc : CC
ALS Vial : 29 Sample Multiplier: 1

Quant Time: Jan 31 17:38:13 2008
Quant Method : O:\FORENSICS\METHODS\PAH1\JAN08\PAH10107.M
Quant Title : Decalins & Alkylated PAH's
QLast Update : Thu Jan 17 12:42:45 2008
Response via : Initial Calibration

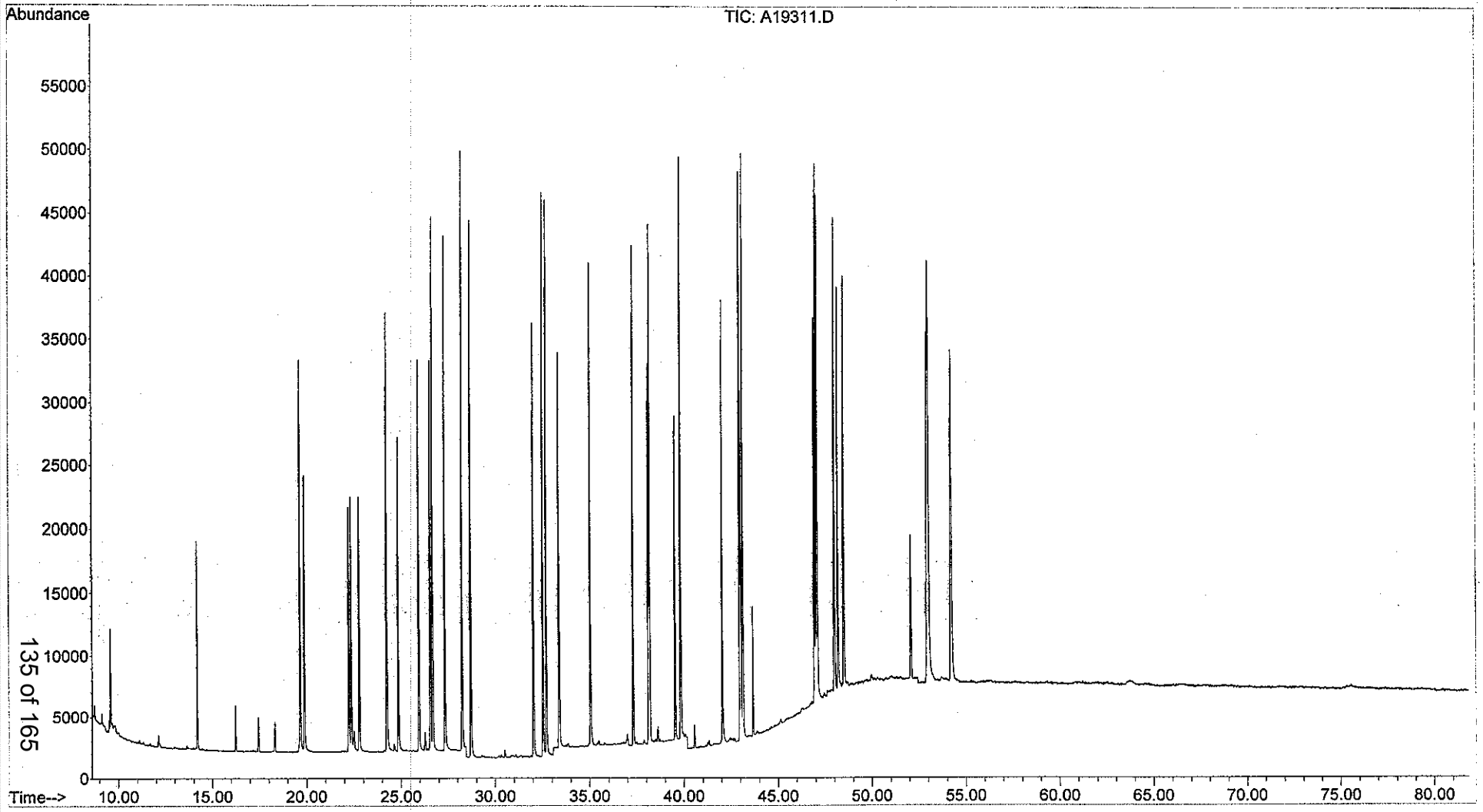

Evaluate Continuing Calibration Report

Data Path : O:\FORENSICS\DATA\PAH1\JAN08\JAN29\
Data File : A19323.D
Acq On : 1 Feb 2008 9:29 am
Operator : ac
Sample : C1012906
Misc : CC
ALS Vial : 41 Sample Multiplier: 1

2/1/08

Quant Time: Feb 01 11:01:10 2008
Quant Method : O:\FORENSICS\METHODS\PAH1\JAN08\PAH10107.M
Quant Title : Decalins & Alkylated PAH's
QLast Update : Thu Jan 17 12:42:45 2008
Response via : Initial Calibration

Min. RRF : 0.050 Min. Rel. Area : 10% Max. R.T. Dev 0.50min
Max. RRF Dev : 30% Max. Rel. Area : 200%

		Compound	AvgRF	CCRF	%Dev	Area%	Dev(min)
1	i	Acenaphthene-d10	1.000	1.000	0.0	73	-0.01
2	A1	trans-Decalin	0.448	0.440	1.8	73	-0.02
3	t	cis-Decalin	0.337	0.331	1.8	73	-0.02
4	A2	C1-Decalins	0.448	0.000#	100.0#	0#	-17.72#
5	A2	C2-Decalins	0.448	0.000#	100.0#	0#	-19.15#
6	A2	C3-Decalins	0.448	0.000#	100.0#	0#	-21.97#
7	A2	C4-Decalins	0.448	0.000#	100.0#	0#	-24.76#
8	A1	Naphthalene	2.181	2.148	1.5	69	-0.02
9	A2	C1-Naphthalenes	2.181	0.000#	100.0#	0#	-22.36#
10	A2	C2-Naphthalenes	2.181	0.000#	100.0#	0#	-25.20#
11	A2	C3-Naphthalenes	2.181	0.000#	100.0#	0#	-27.55#
12	A2	C4-Naphthalenes	2.181	0.000#	100.0#	0#	-30.31#
13	s	2-Methylnaphthalene-d10	1.233	1.292	-4.8	72	-0.07
14	t	2-Methylnaphthalene	1.445	1.394	3.5	68	-0.01
15	t	1-Methylnaphthalene	1.425	1.358	4.7	68	-0.01
16	A1	Benzothiophene	1.683	1.610	4.3	68	-0.01
17	A2	C1-Benzo(b)thiophenes	1.683	0.000#	100.0#	0#	-22.75#
18	A2	C2-Benzo(b)thiophenes	1.683	0.000#	100.0#	0#	-24.92#
19	A2	C3-Benzo(b)thiophenes	1.683	0.000#	100.0#	0#	-27.72#
20	A2	C4-Benzo(b)thiophenes	1.683	0.000#	100.0#	0#	-29.49#
21	t	Biphenyl	1.819	1.785	1.9	70	-0.01
22	t	2,6-Dimethylnaphthalene	1.254	1.263	-0.7	72	-0.01
23	t	Dibenzofuran	1.950	1.884	3.4	68	0.00
24	t	Acenaphthylene	2.020	2.211	-9.5	77	-0.01
25	t	Acenaphthene	1.360	1.347	1.0	70	-0.01
26	t	2,3,5-Trimethylnaphthalene	1.116	1.151	-3.1	74	0.00
27	A1	Fluorene	1.531	1.543	-0.8	71	0.00
28	A2	C1-Fluorenes	1.531	0.000#	100.0#	0#	-31.06#
29	A2	C2-Fluorenes	1.531	0.000#	100.0#	0#	-33.11#
30	A2	C3-Fluorenes	1.531	0.000#	100.0#	0#	-35.10#
31	A1	Dibenzothiophene	2.066	1.999	3.2	67	0.00
32	A2	4-Methyldibenzothiophene(4M	2.066	0.000#	100.0#	0#	-33.80#
33	A2	2/3-Methyldibenzothiophene(	2.066	0.000#	100.0#	0#	-34.11#
34	A2	1-Methyldibenzothiophene(1M	2.066	0.000#	100.0#	0#	-34.57#
35	A2	OTP	2.066	0.000#	100.0#	0#	-34.23#
36	A2	C1-Dibenzothiophenes	2.066	0.000#	100.0#	0#	-33.80#
37	A2	C2-Dibenzothiophenes	2.066	0.000#	100.0#	0#	-35.84#
38	A2	C3-Dibenzothiophenes	2.066	0.000#	100.0#	0#	-37.29#
39	A2	C4-Dibenzothiophenes	2.066	0.000#	100.0#	0#	-38.99#
40	A1	Phenanthrene	2.161	2.172	-0.5	70	0.00
41	A2	3-Methylphenanthrene(3MP)	2.161	0.000#	100.0#	0#	-34.48#
42	A2	2/4-Methylphenanthrene(2MP)	2.161	0.000#	100.0#	0#	-34.59#
43	A2	2-Methylanthracene(2MA)	2.161	0.000#	100.0#	0#	-34.75#
44	A2	9-Methylphenanthrene(9MP)	2.161	0.000#	100.0#	0#	-34.94#
45	A2	1-Methylphenanthrene(1MP)	2.161	0.000#	100.0#	0#	-35.03#
46	A2	C1-Phenanthrenes/Anthracene	2.161	0.000#	100.0#	0#	-34.59#
47	A2	C2-Phenanthrenes/Anthracene	2.161	0.000#	100.0#	0#	-36.76#
48	A2	5AA IS BKGD	2.161	0.000#	100.0#	0#	-36.59#
49	A2	C3-Phenanthrenes/Anthracene	2.161	0.000#	100.0#	0#	-38.59#
50	A2	C4-Phenanthrenes/Anthracene	2.161	0.000#	100.0#	0#	-40.81#

Evaluate Continuing Calibration Report

Data Path : O:\FORENSICS\DATA\PAH1\JAN08\JAN29\
Data File : A19323.D
Acq On : 1 Feb 2008 9:29 am
Operator : ac
Sample : C1012906
Misc : CC
ALS Vial : 41 Sample Multiplier: 1

Quant Time: Feb 01 11:01:10 2008
Quant Method : O:\FORENSICS\METHODS\PAH1\JAN08\PAH10107.M
Quant Title : Decalins & Alkylated PAH's
QLast Update : Thu Jan 17 12:42:45 2008
Response via : Initial Calibration

Min. RRF : 0.050 Min. Rel. Area : 10% Max. R.T. Dev 0.50min
Max. RRF Dev : 30% Max. Rel. Area : 200%

		Compound	AvgRF	CCRF	%Dev	Area%	Dev(min)
51	t	Retene	0.360	0.405	-12.5	82	-0.06
52	t	Anthracene	1.810	2.148	-18.7	76	0.00
53	t	Carbazole	1.816	1.957	-7.8	77	0.00
54	t	1-Methylphenanthrene	1.543	1.609	-4.3	73	0.00
55	A1	Fluoranthene	2.216	2.368	-6.9	73	-0.01
56	t	Benzo(b)fluorene	1.296	1.356	-4.6	73	-0.01
57	s	Pyrene-d10	1.470	1.471	-0.1	75	0.00
58	A1	Pyrene	2.287	2.387	-4.4	71	0.00
59	A2	C1-Fluoranthenes/Pyrenes	2.287	0.000#	100.0#	0#	-39.97#
60	A2	C2-Fluoranthenes/Pyrenes	2.287	0.000#	100.0#	0#	-42.04#
61	A2	C3-Fluoranthenes/Pyrenes	2.287	0.000#	100.0#	0#	-43.51#
62	A2	C4-Fluoranthenes/Pyrenes	2.287	0.000#	100.0#	0#	-45.27#
63	A1	Naphthobenzothiophene	2.093	2.093	0.0	69	0.00
64	A2	Naphthobenzothiophene-2,1-D	2.093	2.093	0.0	69	0.00
65	A2	Naphthobenzothiophene-1,2-D	2.093	0.000#	100.0#	0#	-42.37#
66	A2	Naphthobenzothiophene-2,3-D	2.093	0.000#	100.0#	0#	-42.67#
67	A2	C1-Naphthobenzothiophenes	2.093	0.000#	100.0#	0#	-43.44#
68	A2	C2-Naphthobenzothiophenes	2.093	0.000#	100.0#	0#	-45.29#
69	A2	C3-Naphthobenzothiophenes	2.093	0.000#	100.0#	0#	-47.04#
70	A2	C4-Naphthobenzothiophenes	2.093	0.000#	100.0#	0#	-48.12#
71	i	Chrysene-d12	1.000	1.000	0.0	72	0.00
72	t	Benz[a]anthracene	1.308	1.516	-15.9	80	0.00
73	A1	Chrysene	1.427	1.517	-6.3	73	0.00
74	A2	Chrysene/Triphenylene	1.427	1.516	-6.2	73	0.00
75	A2	C1-Chrysenes	1.427	0.000#	100.0#	0#	-44.66#
76	A2	C2-Chrysenes	1.427	0.000#	100.0#	0#	-46.31#
77	A2	BBF-d12 Surr BKGD	1.427	0.000#	100.0#	0#	-46.99#
78	A2	C3-Chrysenes	1.427	0.000#	100.0#	0#	-47.90#
79	A2	C4-Chrysenes	1.427	0.000#	100.0#	0#	-49.37#
80	s	Benzo[b]fluoranthene-d12	1.077	1.112	-3.2	75	-0.01
81	t	Benzo[b]fluoranthene	1.412	1.539	-9.0	76	0.00
82	A1	Benzo[k]fluoranthene	1.506	1.564	-3.9	72	0.00
83	A2	Benzo[a]fluoranthene	1.506	0.000#	100.0#	0#	-47.51#
84	t	Benzo[e]pyrene	1.431	1.442	-0.8	71	0.00
85	t	Benzo[a]pyrene	1.208	1.383	-14.5	79	0.00
86	t	Perylene	1.278	1.402	-9.7	75	0.01
87	t	Indeno[1,2,3-cd]pyrene	1.234	1.464	-18.6	89	0.01
88	t	Dibenz[a,h]anthracene	1.249	1.384	-10.8	78	0.01
89	t	Benzo[g,h,i]perylene	1.450	1.458	-0.6	74	0.00
90	A1	17a(H),21B(H)-hopane - C30H	0.540	0.455	15.7	75	-0.01
91	A2	Hopane (T19)	0.540	0.455	15.7	75	-0.01
92	A2	C23 Tricyclic Terpane (T4)	0.540	0.000#	100.0#	0#	-40.67#
93	A2	C24 Tricyclic Terpane (T5)	0.540	0.000#	100.0#	0#	-41.40#
94	A2	C25 Tricyclic Terpane (T6)	0.540	0.000#	100.0#	0#	-42.93#
95	A2	C24 Tetracyclic Terpane (T6	0.540	0.000#	100.0#	0#	-44.20#
96	A2	C26 Tricyclic Terpane-22S (	0.540	0.000#	100.0#	0#	-43.96#
97	A2	C26 Tricyclic Terpane-22R (	0.540	0.000#	100.0#	0#	-44.04#
98	A2	C28 Tricyclic Terpane-22S (	0.540	0.000#	100.0#	0#	-46.35#
99	A2	C28 Tricyclic Terpane-22R (	0.540	0.000#	100.0#	0#	-46.51#

Evaluate Continuing Calibration Report

Data Path : O:\FORENSICS\DATA\PAH1\JAN08\JAN29\
Data File : A19323.D
Acq On : 1 Feb 2008 9:29 am
Operator : ac
Sample : C1012906
Misc : CC
ALS Vial : 41 Sample Multiplier: 1

Quant Time: Feb 01 11:01:10 2008
Quant Method : O:\FORENSICS\METHODS\PAH1\JAN08\PAH10107.M
Quant Title : Decalins & Alkylated PAH's
QLast Update : Thu Jan 17 12:42:45 2008
Response via : Initial Calibration

Min. RRF : 0.050 Min. Rel. Area : 10% Max. R.T. Dev 0.50min
Max. RRF Dev : 30% Max. Rel. Area : 200%

		Compound	AvgRF	CCRF	%Dev	Area%	Dev(min)
100	A2	C29 Tricyclic Terpane-22S (	0.540	0.000#	100.0#	0#	-47.02#
101	A2	C29 Tricyclic Terpane-22R (	0.540	0.000#	100.0#	0#	-47.21#
102	A2	18a-22,29,30-Trisnorneohopa	0.540	0.000#	100.0#	0#	-48.33#
103	A2	C30 Tricyclic Terpane-22S	0.540	0.000#	100.0#	0#	-48.43#
104	A2	C30 Tricyclic Terpane-22R	0.540	0.000#	100.0#	0#	-48.68#
105	A2	17a(H)-22,29,30-Trisnorhopa	0.540	0.000#	100.0#	0#	-48.86#
106	A2	17a/b,21b/a 28,30-Bisnorhop	0.540	0.000#	100.0#	0#	-50.05#
107	A2	17a(H),21b(H)-25-Norhopane	0.540	0.000#	100.0#	0#	-49.87#
108	A2	30-Norhopane (T15)	0.540	0.000#	100.0#	0#	-50.71#
109	A2	18a(H)-30-Norneohopane-C29T	0.540	0.000#	100.0#	0#	-50.82#
110	A2	17a(H)-Diahopane (X)	0.540	0.000#	100.0#	0#	-50.94#
111	A2	30-Normoretane (T17)	0.540	0.000#	100.0#	0#	-51.49#
112	A2	18a(H)&18b(H)-Oleananes (T1	0.540	0.000#	100.0#	0#	-51.89#
113	A2	Moretane (T20)	0.540	0.000#	100.0#	0#	-52.76#
114	A2	30-Homohopane-22S (T21)	0.540	0.000#	100.0#	0#	-53.84#
115	A2	30-Homohopane-22R (T22)	0.540	0.000#	100.0#	0#	-54.08#
116	A2	30,31-Bishomohopane-22S (T2	0.540	0.000#	100.0#	0#	-55.39#
117	A2	30,31-Bishomohopane-22R (T2	0.540	0.000#	100.0#	0#	-55.78#
118	A2	30,31-Trishomohopane-22S (T	0.540	0.000#	100.0#	0#	-57.50#
119	A2	30,31-Trishomohopane-22R (T	0.540	0.000#	100.0#	0#	-58.13#
120	A2	Tetrakishomohopane-22S (T32	0.540	0.000#	100.0#	0#	-60.12#
121	A2	Tetrakishomohopane-22R (T33	0.540	0.000#	100.0#	0#	-61.02#
122	A2	Pentakishomohopane-22S (T34	0.540	0.000#	100.0#	0#	-63.21#
123	A2	Pentakishomohopane-22R (T35	0.540	0.000#	100.0#	0#	-64.53#
124	SA1	5B(H)Cholane - Surr	0.232	0.249	-7.3	76	-0.01
125	A2	13b(H),17a(H)-20S-Diacholes	0.232	0.000#	100.0#	0#	-45.17#
126	A2	13b(H),17a(H)-20R-Diacholes	0.232	0.000#	100.0#	0#	-45.59#
127	A2	13b,17a-20S-Methyldiacholes	0.232	0.000#	100.0#	0#	-46.30#
128	A2	14a(H),17a(H)-20S-Cholestan	0.232	0.000#	100.0#	0#	-47.14#
129	A2	14a(H),17a(H)-20R-Cholestan	0.232	0.000#	100.0#	0#	-47.67#
130	A2	13b,17a-20R-Ethyldiacholest	0.232	0.000#	100.0#	0#	-47.94#
131	A2	13a,17b-20S-Ethyldiacholest	0.232	0.000#	100.0#	0#	-48.22#
132	A2	14a,17a-20S-Methylcholestan	0.232	0.000#	100.0#	0#	-48.38#
133	A2	14a,17a-20R-Methylcholestan	0.232	0.000#	100.0#	0#	-49.08#
134	A2	14a(H),17a(H)-20S-Ethylchol	0.232	0.000#	100.0#	0#	-49.42#
135	A2	14a(H),17a(H)-20R-Ethylchol	0.232	0.000#	100.0#	0#	-50.32#
136	A2	14b(H),17b(H)-20R-Cholestan	0.232	0.000#	100.0#	0#	-47.25#
137	A2	14b(H),17b(H)-20S-Cholestan	0.232	0.000#	100.0#	0#	-47.33#
138	A2	14b,17b-20R-Methylcholestan	0.232	0.000#	100.0#	0#	-48.54#
139	A2	14b,17b-20S-Methylcholestan	0.232	0.000#	100.0#	0#	-48.61#
140	A2	14b(H),17b(H)-20R-Ethylchol	0.232	0.000#	100.0#	0#	-49.67#
141	A2	14b(H),17b(H)-20S-Ethylchol	0.232	0.000#	100.0#	0#	-49.72#
142	A2	C26,20R- +C27,20S- triaroma	0.232	0.000#	100.0#	0#	-49.38#
143	A2	C28,20S-triaromatic steroid	0.232	0.000#	100.0#	0#	-50.24#
144	A2	C27,20R-triaromatic steroid	0.232	0.000#	100.0#	0#	-50.68#
145	A2	C28,20R-triaromatic steroid	0.232	0.000#	100.0#	0#	-51.89#

(#) = Out of Range SPCC's out = 0 CCC's out = 0

Quantitation Report (QT Reviewed)

Data Path : O:\FORENSICS\DATA\PAH1\JAN08\JAN29\
Data File : A19323.D
Acq On : 1 Feb 2008 9:29 am
Operator : ac
Sample : C1012906
Misc : CC
ALS Vial : 41 Sample Multiplier: 1

Quant Time: Feb 01 11:01:10 2008
Quant Method : O:\FORENSICS\METHODS\PAH1\JAN08\PAH10107.M
Quant Title : Decalins & Alkylated PAH's
QLast Update : Thu Jan 17 12:42:45 2008
Response via : Initial Calibration

Internal Standards	R.T.	QIon	Response	Conc	Units	Dev(Min)
1) Acenaphthene-d10	26.54	164	34735	500.00	ng/mL	-0.01
71) Chrysene-d12	43.01	240	50573	500.00	ng/mL	0.00
System Monitoring Compounds						
13) 2-Methylnaphthalene-d10	22.22	152	44867	523.89	ng/mL	-0.07
Spiked Amount 1000.000	Range 50 - 130		Recovery = 52.39%			
57) Pyrene-d10	38.10	212	51082	500.34	ng/mL	0.00
Spiked Amount 1000.000	Range 50 - 130		Recovery = 50.03%			
80) Benzo[b]fluoranthene-d12	46.92	264	56214	516.19	ng/mL	-0.01
Spiked Amount 1000.000	Range 50 - 130		Recovery = 51.62%			
124) 5B(H)Cholane - Surr	43.65	217	12569	535.73	ng/ml	-0.01
Spiked Amount 1000.000	Range 50 - 130		Recovery = 53.57%			
Target Compounds						Qvalue
2) trans-Decalin	16.23	138	7634	245.33	ng/mL	100
3) cis-Decalin	17.44	138	5754	245.45	ng/mL	100
8) Naphthalene	19.64	128	74626	492.64	ng/mL#	100
14) 2-Methylnaphthalene	22.34	142	48411	482.25	ng/mL#	100
15) 1-Methylnaphthalene	22.78	142	47184	476.61	ng/mL#	100
16) Benzothiophene	19.87	134	55928	478.45	ng/mL	100
21) Biphenyl	24.24	154	62009m	490.66	ng/mL	
22) 2,6-Dimethylnaphthalene	24.85	156	43870m	503.46	ng/mL	
23) Dibenzofuran	27.32	168	65448	483.05	ng/mL	91
24) Acenaphthylene	25.94	152	76784	547.05	ng/mL#	100
25) Acenaphthene	26.67	153	46786	495.31	ng/mL	98
26) 2,3,5-Trimethylnaphthalene	28.24	170	39976	515.62	ng/mL	97
27) Fluorene	28.70	166	53601	504.01	ng/mL	99
31) Dibenzothiophene	32.02	184	69452	483.84	ng/mL#	76
40) Phenanthrene	32.51	178	75457	502.52	ng/mL	100
51) Retene	39.51	234	14053	561.93	ng/mL	95
52) Anthracene	32.70	178	74605m	593.24	ng/mL	
53) Carbazole	33.37	167	67987	539.05	ng/mL#	83
54) 1-Methylphenanthrene	35.03	192	55880	521.45	ng/mL	99
55) Fluoranthene	37.28	202	82243	534.22	ng/mL#	92
56) Benzo(b)fluorene	39.81	216	47097	523.11	ng/mL	96
58) Pyrene	38.17	202	82922	521.81	ng/mL	96
63) Naphthobenzothiophene	42.02	234	72714	500.19	ng/ml#	51
64) Naphthobenzothiophene-2,1-	42.02	234	72714	500.19	ng/mL#	51
72) Benz[a]anthracene	42.95	228	76650	579.20	ng/mL	92
73) Chrysene	43.11	228	76709m	531.41	ng/mL	
74) Chrysene/Triphenylene	43.11	228	76688m	531.26	ng/mL	
81) Benzo[b]fluoranthene	47.00	252	77825	544.95	ng/mL#	19
82) Benzo[k]fluoranthene	47.08	252	79112	519.21	ng/mL#	1
84) Benzo[e]pyrene	47.99	252	72938	503.78	ng/mL#	40
85) Benzo[a]pyrene	48.18	252	69954m	572.54	ng/mL	
86) Perylene	48.49	252	70896m	548.65	ng/mL	
87) Indeno[1,2,3-cd]pyrene	52.91	276	74026m	592.96	ng/mL	
88) Dibenz[a,h]anthracene	52.99	278	69972	554.07	ng/mL#	28
89) Benzo[g,h,i]perylene	54.19	276	73711	502.71	ng/mL#	76
90) 17a(H),21B(H)-hopane - C30	52.06	191	23002	420.99	ng/mL#	71
91) Hopane (T19)	52.06	191	23002	420.99	ng/mL#	71

(#) = qualifier out of range (m) = manual integration (+) = signals summed

Quantitation Report (QT Reviewed)

Data Path : O:\FORENSICS\DATA\PAH1\JAN08\JAN29\
Data File : A19323.D
Acq On : 1 Feb 2008 9:29 am
Operator : ac
Sample : C1012906
Misc : CC
ALS Vial : 41 Sample Multiplier: 1

Quant Time: Feb 01 11:01:10 2008
Quant Method : O:\FORENSICS\METHODS\PAH1\JAN08\PAH10107.M
Quant Title : Decalins & Alkylated PAH's
QLast Update : Thu Jan 17 12:42:45 2008
Response via : Initial Calibration

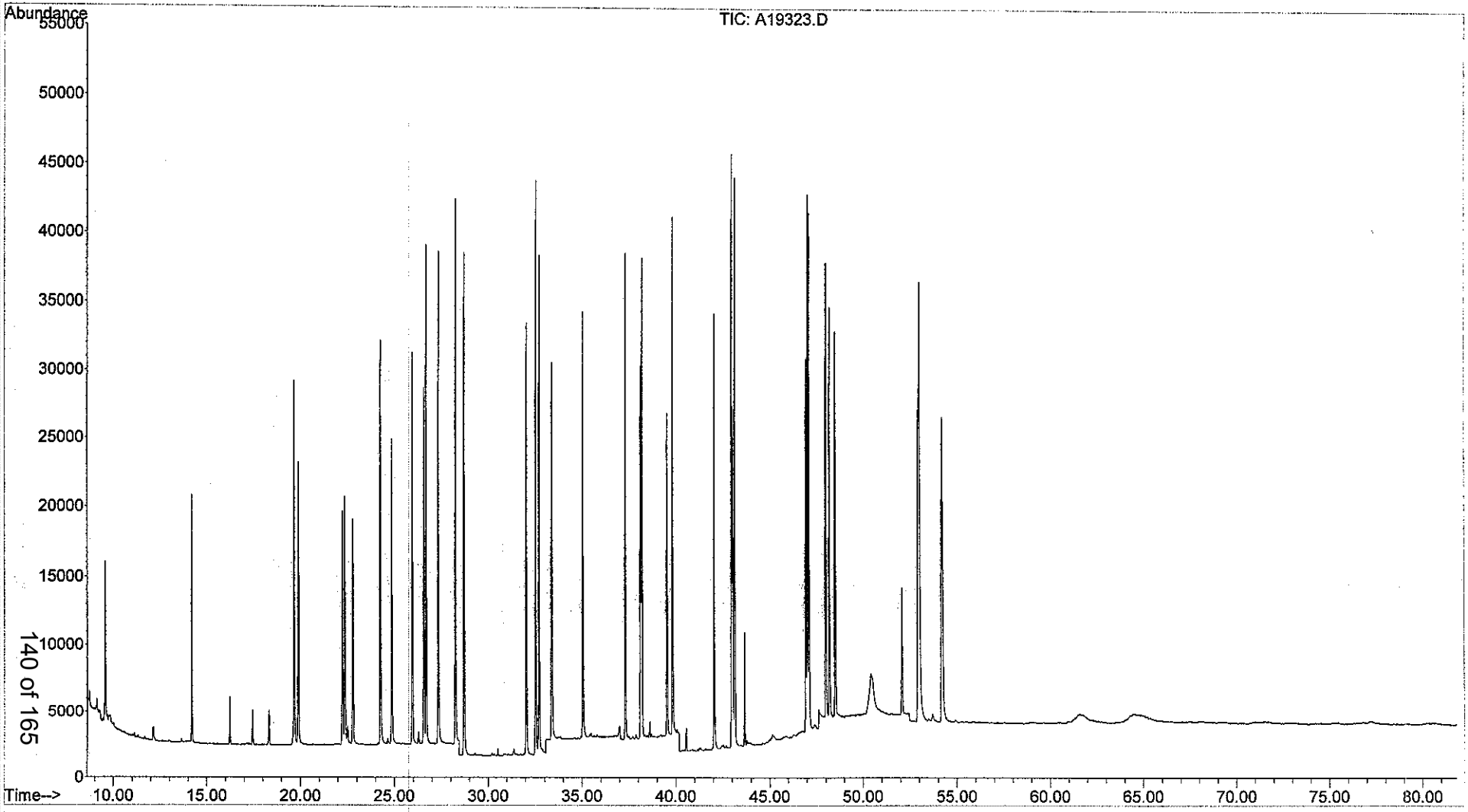

Evaluate Continuing Calibration Report

Data Path : O:\Forensics\Data\PAH1\FEB08\FEB02\
Data File : A19334.D
Acq On : 2 Feb 2008 11:41 am
Operator : SEO
Sample : C1020201
Misc : CC
ALS Vial : 2 Sample Multiplier: 1

Quant Time: Feb 02 13:17:53 2008
Quant Method : O:\FORENSICS\METHODS\PAH1\JAN08\PAH10107.M
Quant Title : Decalins & Alkylated PAH's
QLast Update : Thu Jan 17 12:42:45 2008
Response via : Initial Calibration

2/2/08 SEO

Min. RRF : 0.050 Min. Rel. Area : 10% Max. R.T. Dev 0.50min
Max. RRF Dev : 30% Max. Rel. Area : 200%

		Compound	AvgRF	CCRF	%Dev	Area%	Dev(min)
1	i	Acenaphthene-d10	1.000	1.000	0.0	60	-0.01
2	A1	trans-Decalin	0.448	0.444	0.9	61	-0.02
3	t	cis-Decalin	0.337	0.338	-0.3	61	-0.02
4	A2	C1-Decalins	0.448	0.000#	100.0#	0#	-17.72#
5	A2	C2-Decalins	0.448	0.000#	100.0#	0#	-19.15#
6	A2	C3-Decalins	0.448	0.000#	100.0#	0#	-21.97#
7	A2	C4-Decalins	0.448	0.000#	100.0#	0#	-24.76#
8	A1	Naphthalene	2.181	2.195	-0.6	58	-0.01
9	A2	C1-Naphthalenes	2.181	0.000#	100.0#	0#	-22.36#
10	A2	C2-Naphthalenes	2.181	0.000#	100.0#	0#	-25.20#
11	A2	C3-Naphthalenes	2.181	0.000#	100.0#	0#	-27.55#
12	A2	C4-Naphthalenes	2.181	0.000#	100.0#	0#	-30.31#
13	s	2-Methylnaphthalene-d10	1.233	1.299	-5.4	60	-0.06
14	t	2-Methylnaphthalene	1.445	1.419	1.8	57	0.00
15	t	1-Methylnaphthalene	1.425	1.379	3.2	57	-0.01
16	A1	Benzothiophene	1.683	1.660	1.4	57	-0.01
17	A2	C1-Benzo(b)thiophenes	1.683	0.000#	100.0#	0#	-22.75#
18	A2	C2-Benzo(b)thiophenes	1.683	0.000#	100.0#	0#	-24.92#
19	A2	C3-Benzo(b)thiophenes	1.683	0.000#	100.0#	0#	-27.72#
20	A2	C4-Benzo(b)thiophenes	1.683	0.000#	100.0#	0#	-29.49#
21	t	Biphenyl	1.819	1.748	3.9	56	-0.01
22	t	2,6-Dimethylnaphthalene	1.254	1.226	2.2	57	-0.01
23	t	Dibenzofuran	1.950	1.902	2.5	56	0.00
24	t	Acenaphthylene	2.020	2.173	-7.6	62	-0.01
25	t	Acenaphthene	1.360	1.350	0.7	58	-0.01
26	t	2,3,5-Trimethylnaphthalene	1.116	1.125	-0.8	59	0.00
27	A1	Fluorene	1.531	1.482	3.2	56	0.01
28	A2	C1-Fluorenes	1.531	0.000#	100.0#	0#	-31.06#
29	A2	C2-Fluorenes	1.531	0.000#	100.0#	0#	-33.11#
30	A2	C3-Fluorenes	1.531	0.000#	100.0#	0#	-35.10#
31	A1	Dibenzothiophene	2.066	1.991	3.6	55	0.00
32	A2	4-Methyldibenzothiophene(4M	2.066	0.000#	100.0#	0#	-33.80#
33	A2	2/3-Methyldibenzothiophene(	2.066	0.000#	100.0#	0#	-34.11#
34	A2	1-Methyldibenzothiophene(1M	2.066	0.000#	100.0#	0#	-34.57#
35	A2	OTP	2.066	0.000#	100.0#	0#	-34.23#
36	A2	C1-Dibenzothiophenes	2.066	0.000#	100.0#	0#	-33.80#
37	A2	C2-Dibenzothiophenes	2.066	0.000#	100.0#	0#	-35.84#
38	A2	C3-Dibenzothiophenes	2.066	0.000#	100.0#	0#	-37.29#
39	A2	C4-Dibenzothiophenes	2.066	0.000#	100.0#	0#	-38.99#
40	A1	Phenanthrene	2.161	2.099	2.9	56	0.00
41	A2	3-Methylphenanthrene(3MP)	2.161	0.000#	100.0#	0#	-34.48#
42	A2	2/4-Methylphenanthrene(2MP)	2.161	0.000#	100.0#	0#	-34.59#
43	A2	2-Methylanthracene(2MA)	2.161	0.000#	100.0#	0#	-34.75#
44	A2	9-Methylphenanthrene(9MP)	2.161	0.000#	100.0#	0#	-34.94#
45	A2	1-Methylphenanthrene(1MP)	2.161	0.000#	100.0#	0#	-35.03#
46	A2	C1-Phenanthrenes/Anthracene	2.161	0.000#	100.0#	0#	-34.59#
47	A2	C2-Phenanthrenes/Anthracene	2.161	0.000#	100.0#	0#	-36.76#
48	A2	5AA IS BKGD	2.161	0.000#	100.0#	0#	-36.59#
49	A2	C3-Phenanthrenes/Anthracene	2.161	0.000#	100.0#	0#	-38.59#
50	A2	C4-Phenanthrenes/Anthracene	2.161	0.000#	100.0#	0#	-40.81#
51	t	Retene	0.360	0.354	1.7	59	-0.05
52	t	Anthracene	1.810	1.848	-2.1	54	0.01

Evaluate Continuing Calibration Report

Data Path : O:\Forensics\Data\PAH1\FEB08\FEB02\
Data File : A19334.D
Acq On : 2 Feb 2008 11:41 am
Operator : SEO
Sample : C1020201
Misc : CC
ALS Vial : 2 Sample Multiplier: 1

Quant Time: Feb 02 13:17:53 2008
Quant Method : O:\FORENSICS\METHODS\PAH1\JAN08\PAH10107.M
Quant Title : Decalins & Alkylated PAH's
QLast Update : Thu Jan 17 12:42:45 2008
Response via : Initial Calibration

Min. RRF : 0.050 Min. Rel. Area : 10% Max. R.T. Dev 0.50min
Max. RRF Dev : 30% Max. Rel. Area : 200%

		Compound	AvgRF	CCRF	%Dev	Area%	Dev(min)
53	t	Carbazole	1.816	1.591	12.4	52	0.01
54	t	1-Methylphenanthrene	1.543	1.477	4.3	55	0.00
55	A1	Fluoranthene	2.216	2.260	-2.0	57	0.00
56	t	Benzo(b)fluorene	1.296	0.892	31.2#	39	0.00
57	s	Pyrene-d10	1.470	1.402	4.6	59	0.00
58	A1	Pyrene	2.287	2.307	-0.9	56	0.00
59	A2	C1-Fluoranthenes/Pyrenes	2.287	0.000#	100.0#	0#	-39.97#
60	A2	C2-Fluoranthenes/Pyrenes	2.287	0.000#	100.0#	0#	-42.04#
61	A2	C3-Fluoranthenes/Pyrenes	2.287	0.000#	100.0#	0#	-43.51#
62	A2	C4-Fluoranthenes/Pyrenes	2.287	0.000#	100.0#	0#	-45.27#
63	A1	Naphthobenzothiophene	2.093	1.893	9.6	52	0.00
64	A2	Naphthobenzothiophene-2,1-D	2.093	1.893	9.6	52	0.00
65	A2	Naphthobenzothiophene-1,2-D	2.093	0.000#	100.0#	0#	-42.37#
66	A2	Naphthobenzothiophene-2,3-D	2.093	0.000#	100.0#	0#	-42.67#
67	A2	C1-Naphthobenzothiophenes	2.093	0.000#	100.0#	0#	-43.44#
68	A2	C2-Naphthobenzothiophenes	2.093	0.000#	100.0#	0#	-45.29#
69	A2	C3-Naphthobenzothiophenes	2.093	0.000#	100.0#	0#	-47.04#
70	A2	C4-Naphthobenzothiophenes	2.093	0.000#	100.0#	0#	-48.12#
71	i	Chrysene-d12	1.000	1.000	0.0	53	0.01
72	t	Benz[a]anthracene	1.308	1.344	-2.8	52	0.01
73	A1	Chrysene	1.427	1.475	-3.4	52	0.01
74	A2	Chrysene/Triphenylene	1.427	1.476	-3.4	52	0.01
75	A2	C1-Chrysenes	1.427	0.000#	100.0#	0#	-44.66#
76	A2	C2-Chrysenes	1.427	0.000#	100.0#	0#	-46.31#
77	A2	BBF-d12 Surr BKGD	1.427	0.000#	100.0#	0#	-46.99#
78	A2	C3-Chrysenes	1.427	0.000#	100.0#	0#	-47.90#
79	A2	C4-Chrysenes	1.427	0.000#	100.0#	0#	-49.37#
80	s	Benzo[b]fluoranthene-d12	1.077	1.041	3.3	51	0.00
81	t	Benzo[b]fluoranthene	1.412	1.294	8.4	47	0.00
82	A1	Benzo[k]fluoranthene	1.506	1.431	5.0	48	0.01
83	A2	Benzo[a]fluoranthene	1.506	0.000#	100.0#	0#	-47.51#
84	t	Benzo[e]pyrene	1.431	1.348	5.8	49	0.00
85	t	Benzo[a]pyrene	1.208	1.060	12.3	44	0.01
86	t	Perylene	1.278	1.168	8.6	46	0.01
87	t	Indeno[1,2,3-cd]pyrene	1.234	0.795	35.6#	35	0.05
88	t	Dibenz[a,h]anthracene	1.249	0.721	42.3#	30	0.06
89	t	Benzo[g,h,i]perylene	1.450	1.030	29.0	38	0.02
90	A1	17a(H),21B(H)-hopane - C30H	0.540	0.489	9.4	59	-0.01
91	A2	Hopane (T19)	0.540	0.489	9.4	59	-0.01
92	A2	C23 Tricyclic Terpane (T4)	0.540	0.000#	100.0#	0#	-40.67#
93	A2	C24 Tricyclic Terpane (T5)	0.540	0.000#	100.0#	0#	-41.40#
94	A2	C25 Tricyclic Terpane (T6)	0.540	0.000#	100.0#	0#	-42.93#
95	A2	C24 Tetracyclic Terpane (T6	0.540	0.000#	100.0#	0#	-44.20#
96	A2	C26 Tricyclic Terpane-22S (	0.540	0.000#	100.0#	0#	-43.96#
97	A2	C26 Tricyclic Terpane-22R (	0.540	0.000#	100.0#	0#	-44.04#
98	A2	C28 Tricyclic Terpane-22S (	0.540	0.000#	100.0#	0#	-46.35#
99	A2	C28 Tricyclic Terpane-22R (	0.540	0.000#	100.0#	0#	-46.51#
100	A2	C29 Tricyclic Terpane-22S (	0.540	0.000#	100.0#	0#	-47.02#
101	A2	C29 Tricyclic Terpane-22R (	0.540	0.000#	100.0#	0#	-47.21#
102	A2	18a-22,29,30-Trisnorneohopa	0.540	0.000#	100.0#	0#	-48.33#
103	A2	C30 Tricyclic Terpane-22S	0.540	0.000#	100.0#	0#	-48.43#

Evaluate Continuing Calibration Report

Data Path : O:\Forensics\Data\PAH1\FEB08\FEB02\
Data File : A19334.D
Acq On : 2 Feb 2008 11:41 am
Operator : SEO
Sample : C1020201
Misc : CC
ALS Vial : 2 Sample Multiplier: 1

Quant Time: Feb 02 13:17:53 2008
Quant Method : O:\FORENSICS\METHODS\PAH1\JAN08\PAH10107.M
Quant Title : Decalins & Alkylated PAH's
QLast Update : Thu Jan 17 12:42:45 2008
Response via : Initial Calibration

Min. RRF : 0.050 Min. Rel. Area : 10% Max. R.T. Dev 0.50min
Max. RRF Dev : 30% Max. Rel. Area : 200%

		Compound	AvgRF	CCRF	%Dev	Area%	Dev(min)
104	A2	C30 Tricyclic Terpane-22R	0.540	0.000#	100.0#	0#	-48.68#
105	A2	17a(H)-22,29,30-Trisnorhopa	0.540	0.000#	100.0#	0#	-48.86#
106	A2	17a/b,21b/a 28,30-Bisnorhop	0.540	0.000#	100.0#	0#	-50.05#
107	A2	17a(H),21b(H)-25-Norhopane	0.540	0.000#	100.0#	0#	-49.87#
108	A2	30-Norhopane (T15)	0.540	0.000#	100.0#	0#	-50.71#
109	A2	18a(H)-30-Norneohopane-C29T	0.540	0.000#	100.0#	0#	-50.82#
110	A2	17a(H)-Diahopane (X)	0.540	0.000#	100.0#	0#	-50.94#
111	A2	30-Normoretane (T17)	0.540	0.000#	100.0#	0#	-51.49#
112	A2	18a(H)&18b(H)-Oleananes (T1	0.540	0.000#	100.0#	0#	-51.89#
113	A2	Moretane (T20)	0.540	0.000#	100.0#	0#	-52.76#
114	A2	30-Homohopane-22S (T21)	0.540	0.000#	100.0#	0#	-53.84#
115	A2	30-Homohopane-22R (T22)	0.540	0.000#	100.0#	0#	-54.08#
116	A2	30,31-Bishomohopane-22S (T2	0.540	0.000#	100.0#	0#	-55.39#
117	A2	30,31-Bishomohopane-22R (T2	0.540	0.000#	100.0#	0#	-55.78#
118	A2	30,31-Trishomohopane-22S (T	0.540	0.000#	100.0#	0#	-57.50#
119	A2	30,31-Trishomohopane-22R (T	0.540	0.000#	100.0#	0#	-58.13#
120	A2	Tetrakishomohopane-22S (T32	0.540	0.000#	100.0#	0#	-60.12#
121	A2	Tetrakishomohopane-22R (T33	0.540	0.000#	100.0#	0#	-61.02#
122	A2	Pentakishomohopane-22S (T34	0.540	0.000#	100.0#	0#	-63.21#
123	A2	Pentakishomohopane-22R (T35	0.540	0.000#	100.0#	0#	-64.53#
124	SA1	5B(H)Cholane - Surr	0.232	0.273	-17.7	61	-0.01
125	A2	13b(H),17a(H)-20S-Diacholes	0.232	0.000#	100.0#	0#	-45.17#
126	A2	13b(H),17a(H)-20R-Diacholes	0.232	0.000#	100.0#	0#	-45.59#
127	A2	13b,17a-20S-Methyldiacholes	0.232	0.000#	100.0#	0#	-46.30#
128	A2	14a(H),17a(H)-20S-Cholestan	0.232	0.000#	100.0#	0#	-47.14#
129	A2	14a(H),17a(H)-20R-Cholestan	0.232	0.000#	100.0#	0#	-47.67#
130	A2	13b,17a-20R-Ethyldiacholest	0.232	0.000#	100.0#	0#	-47.94#
131	A2	13a,17b-20S-Ethyldiacholest	0.232	0.000#	100.0#	0#	-48.22#
132	A2	14a,17a-20S-Methylcholestan	0.232	0.000#	100.0#	0#	-48.38#
133	A2	14a,17a-20R-Methylcholestan	0.232	0.000#	100.0#	0#	-49.08#
134	A2	14a(H),17a(H)-20S-Ethylchol	0.232	0.000#	100.0#	0#	-49.42#
135	A2	14a(H),17a(H)-20R-Ethylchol	0.232	0.000#	100.0#	0#	-50.32#
136	A2	14b(H),17b(H)-20R-Cholestan	0.232	0.000#	100.0#	0#	-47.25#
137	A2	14b(H),17b(H)-20S-Cholestan	0.232	0.000#	100.0#	0#	-47.33#
138	A2	14b,17b-20R-Methylcholestan	0.232	0.000#	100.0#	0#	-48.54#
139	A2	14b,17b-20S-Methylcholestan	0.232	0.000#	100.0#	0#	-48.61#
140	A2	14b(H),17b(H)-20R-Ethylchol	0.232	0.000#	100.0#	0#	-49.67#
141	A2	14b(H),17b(H)-20S-Ethylchol	0.232	0.000#	100.0#	0#	-49.72#
142	A2	C26,20R- +C27,20S- triaroma	0.232	0.000#	100.0#	0#	-49.38#
143	A2	C28,20S-triaromatic steroid	0.232	0.000#	100.0#	0#	-50.24#
144	A2	C27,20R-triaromatic steroid	0.232	0.000#	100.0#	0#	-50.68#
145	A2	C28,20R-triaromatic steroid	0.232	0.000#	100.0#	0#	-51.89#

(#) = Out of Range SPCC's out = 0 CCC's out = 0

Quantitation Report (QT Reviewed)

Data Path : O:\Forensics\Data\PAH1\FEB08\FEB02\
Data File : A19334.D
Acq On : 2 Feb 2008 11:41 am
Operator : SEO
Sample : C1020201
Misc : CC
ALS Vial : 2 Sample Multiplier: 1

2/12/08 SEO

Quant Time: Feb 02 13:17:53 2008
Quant Method : O:\FORENSICS\METHODS\PAH1\JAN08\PAH10107.M
Quant Title : Decalins & Alkylated PAH's
QLast Update : Thu Jan 17 12:42:45 2008
Response via : Initial Calibration

Internal Standards	R.T.	QIon	Response	Conc	Units	Dev(Min)
1) Acenaphthene-d10	26.54	164	28583	500.00	ng/mL	-0.01
71) Chrysene-d12	43.03	240	37048	500.00	ng/mL	0.01
System Monitoring Compounds						
13) 2-Methylnaphthalene-d10	22.23	152	37137	526.96	ng/mL	-0.06
Spiked Amount 1000.000	Range 50 - 130		Recovery = 52.70%			
57) Pyrene-d10	38.10	212	40060	476.84	ng/mL	0.00
Spiked Amount 1000.000	Range 50 - 130		Recovery = 47.68%#			
80) Benzo[b]fluoranthene-d12	46.93	264	38585	483.66	ng/mL	0.00
Spiked Amount 1000.000	Range 50 - 130		Recovery = 48.37%#			
124) 5B(H)Cholane - Surr	43.65	217	10129	589.34	ng/ml	-0.01
Spiked Amount 1000.000	Range 50 - 130		Recovery = 58.93%			
Target Compounds						Qvalue
2) trans-Decalin	16.23	138	6352	248.06	ng/mL	100
3) cis-Decalin	17.44	138	4837	250.75	ng/mL	100
8) Naphthalene	19.66	128	62733	503.26	ng/mL#	100
14) 2-Methylnaphthalene	22.36	142	40560	491.01	ng/mL#	100
15) 1-Methylnaphthalene	22.78	142	39407	483.73	ng/mL#	100
16) Benzothiophene	19.87	134	47440	493.19	ng/mL	100
21) Biphenyl	24.24	154	49975	480.55	ng/mL#	100
22) 2,6-Dimethylnaphthalene	24.85	156	35050	488.81	ng/mL#	100
23) Dibenzofuran	27.32	168	54375	487.71	ng/mL	92
24) Acenaphthylene	25.94	152	62099m	537.65	ng/mL	
25) Acenaphthene	26.67	153	38587	496.44	ng/mL	99
26) 2,3,5-Trimethylnaphthalene	28.24	170	32160	504.09	ng/mL	96
27) Fluorene	28.71	166	42352	483.95	ng/mL	99
31) Dibenzothiophene	32.02	184	56900	481.72	ng/mL#	76
40) Phenanthrene	32.51	178	59985	485.46	ng/mL	99
51) Retene	39.52	234	10118	491.66	ng/mL	94
52) Anthracene	32.71	178	52808	510.30	ng/mL	98
53) Carbazole	33.38	167	45477	438.18	ng/mL#	84
54) 1-Methylphenanthrene	35.03	192	42208m	478.64	ng/mL	
55) Fluoranthene	37.29	202	64593	509.88	ng/mL#	92
56) Benzo(b)fluorene	39.82	216	25488	344.03	ng/mL	97
58) Pyrene	38.17	202	65934	504.21	ng/mL	97
63) Naphthobenzothiophene	42.02	234	54101	452.25	ng/ml#	50
64) Naphthobenzothiophene-2,1-	42.02	234	54101	452.25	ng/mL#	50
72) Benz[a]anthracene	42.97	228	49809	513.79	ng/mL	91
73) Chrysene	43.13	228	54651m	516.81	ng/mL	
74) Chrysene/Triphenylene	43.13	228	54687m	517.16	ng/mL	
81) Benzo[b]fluoranthene	47.00	252	47958	458.41	ng/mL#	19
82) Benzo[k]fluoranthene	47.09	252	53011m	474.92	ng/mL	
84) Benzo[e]pyrene	47.99	252	49934	470.80	ng/mL#	39
85) Benzo[a]pyrene	48.19	252	39267m	438.70	ng/mL	
86) Perylene	48.49	252	43267m	457.07	ng/mL	
87) Indeno[1,2,3-cd]pyrene	52.95	276	29445m	321.97	ng/mL	
88) Dibenz[a,h]anthracene	53.04	278	26696	288.57	ng/mL#	27
89) Benzo[g,h,i]perylene	54.21	276	38152	355.19	ng/mL#	75
90) 17a(H),21B(H)-hopane - C30	52.06	191	18117	452.64	ng/mL#	72
91) Hopane (T19)	52.06	191	18117	452.64	ng/mL#	72

(#) = qualifier out of range (m) = manual integration (+) = signals summed

Quantitation Report (QT Reviewed)

Data Path : O:\Forensics\Data\PAH1\FEB08\FEB02\
Data File : A19334.D
Acq On : 2 Feb 2008 11:41 am
Operator : SEO
Sample : C1020201
Misc : CC
ALS Vial : 2 Sample Multiplier: 1

Quant Time: Feb 02 13:17:53 2008
Quant Method : O:\FORENSICS\METHODS\PAH1\JAN08\PAH10107.M
Quant Title : Decalins & Alkylated PAH's
QLast Update : Thu Jan 17 12:42:45 2008
Response via : Initial Calibration

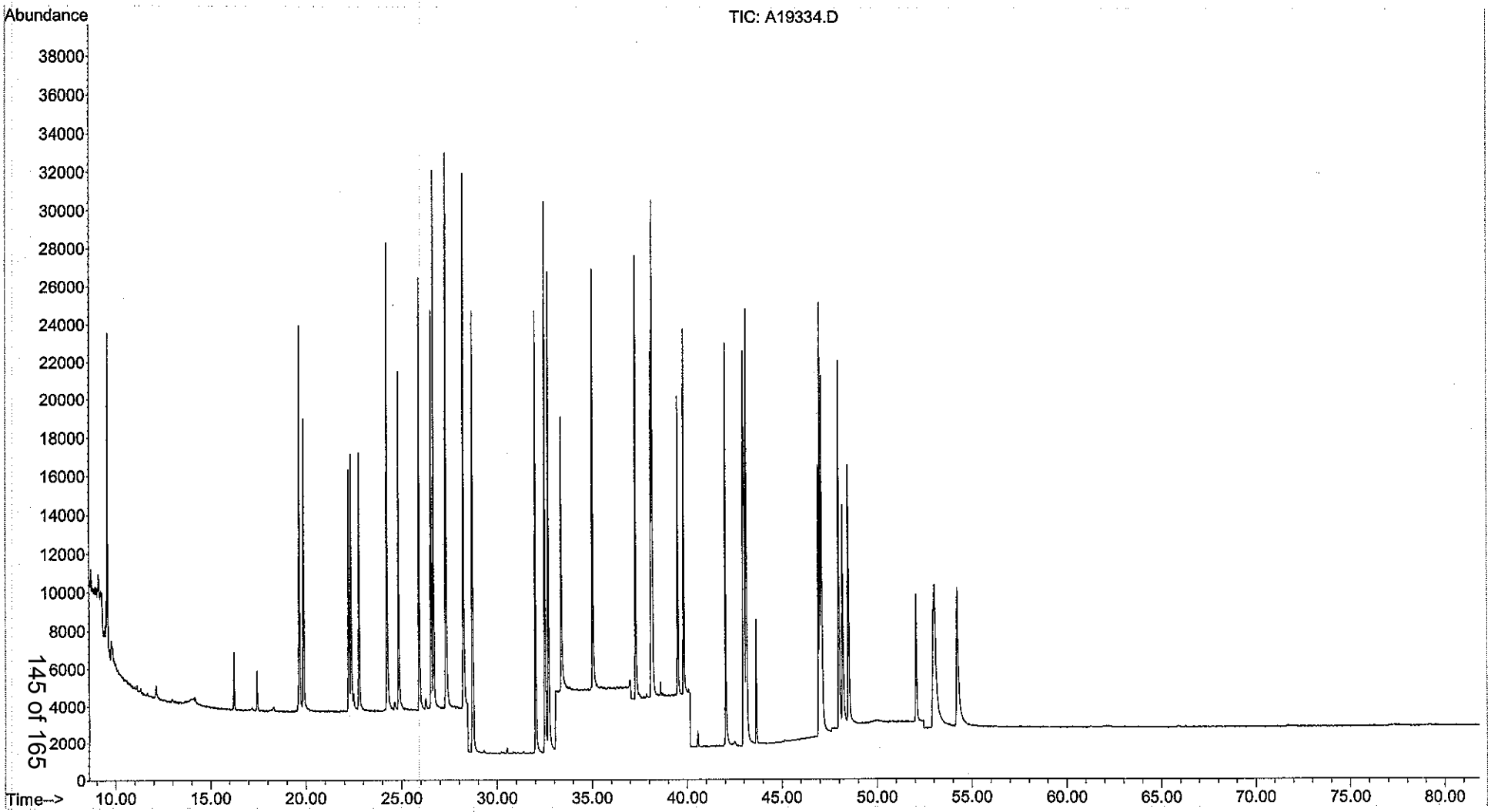

Evaluate Continuing Calibration Report

Data Path : O:\Forensics\Data\PAH1\FEB08\FEB02\
Data File : A19336.D
Acq On : 2 Feb 2008 2:52 pm
Operator : SEO
Sample : C1020202
Misc : CC
ALS Vial : 4 Sample Multiplier: 1

2/2/08

Quant Time: Feb 02 16:33:58 2008
Quant Method : O:\FORENSICS\METHODS\PAH1\JAN08\PAH10107.M
Quant Title : Decalins & Alkylated PAH's
QLast Update : Thu Jan 17 12:42:45 2008
Response via : Initial Calibration

Min. RRF : 0.050 Min. Rel. Area : 10% Max. R.T. Dev 0.50min
Max. RRF Dev : 30% Max. Rel. Area : 200%

		Compound	AvgRF	CCRF	%Dev	Area%	Dev(min)
1	i	Acenaphthene-d10	1.000	1.000	0.0	60	-0.01
2	A1	trans-Decalin	0.448	0.445	0.7	61	-0.02
3	t	cis-Decalin	0.337	0.340	-0.9	62	-0.02
4	A2	C1-Decalins	0.448	0.000#	100.0#	0#	-17.72#
5	A2	C2-Decalins	0.448	0.000#	100.0#	0#	-19.15#
6	A2	C3-Decalins	0.448	0.000#	100.0#	0#	-21.97#
7	A2	C4-Decalins	0.448	0.000#	100.0#	0#	-24.76#
8	A1	Naphthalene	2.181	2.218	-1.7	59	-0.01
9	A2	C1-Naphthalenes	2.181	0.000#	100.0#	0#	-22.36#
10	A2	C2-Naphthalenes	2.181	0.000#	100.0#	0#	-25.20#
11	A2	C3-Naphthalenes	2.181	0.000#	100.0#	0#	-27.55#
12	A2	C4-Naphthalenes	2.181	0.000#	100.0#	0#	-30.31#
13	s	2-Methylnaphthalene-d10	1.233	1.298	-5.3	60	-0.06
14	t	2-Methylnaphthalene	1.445	1.415	2.1	57	0.00
15	t	1-Methylnaphthalene	1.425	1.386	2.7	57	-0.01
16	A1	Benzothiophene	1.683	1.655	1.7	58	-0.01
17	A2	C1-Benzo(b)thiophenes	1.683	0.000#	100.0#	0#	-22.75#
18	A2	C2-Benzo(b)thiophenes	1.683	0.000#	100.0#	0#	-24.92#
19	A2	C3-Benzo(b)thiophenes	1.683	0.000#	100.0#	0#	-27.72#
20	A2	C4-Benzo(b)thiophenes	1.683	0.000#	100.0#	0#	-29.49#
21	t	Biphenyl	1.819	1.741	4.3	56	-0.01
22	t	2,6-Dimethylnaphthalene	1.254	1.222	2.6	57	-0.01
23	t	Dibenzofuran	1.950	1.888	3.2	56	0.00
24	t	Acenaphthylene	2.020	2.172	-7.5	62	-0.01
25	t	Acenaphthene	1.360	1.344	1.2	58	-0.01
26	t	2,3,5-Trimethylnaphthalene	1.116	1.122	-0.5	59	0.00
27	A1	Fluorene	1.531	1.458	4.8	55	0.01
28	A2	C1-Fluorenes	1.531	0.000#	100.0#	0#	-31.06#
29	A2	C2-Fluorenes	1.531	0.000#	100.0#	0#	-33.11#
30	A2	C3-Fluorenes	1.531	0.000#	100.0#	0#	-35.10#
31	A1	Dibenzothiophene	2.066	1.978	4.3	55	0.00
32	A2	4-Methyldibenzothiophene(4M	2.066	0.000#	100.0#	0#	-33.80#
33	A2	2/3-Methyldibenzothiophene(	2.066	0.000#	100.0#	0#	-34.11#
34	A2	1-Methyldibenzothiophene(1M	2.066	0.000#	100.0#	0#	-34.57#
35	A2	OTP	2.066	0.000#	100.0#	0#	-34.23#
36	A2	C1-Dibenzothiophenes	2.066	0.000#	100.0#	0#	-33.80#
37	A2	C2-Dibenzothiophenes	2.066	0.000#	100.0#	0#	-35.84#
38	A2	C3-Dibenzothiophenes	2.066	0.000#	100.0#	0#	-37.29#
39	A2	C4-Dibenzothiophenes	2.066	0.000#	100.0#	0#	-38.99#
40	A1	Phenanthrene	2.161	2.079	3.8	55	0.00
41	A2	3-Methylphenanthrene(3MP)	2.161	0.000#	100.0#	0#	-34.48#
42	A2	2/4-Methylphenanthrene(2MP)	2.161	0.000#	100.0#	0#	-34.59#
43	A2	2-Methylanthracene(2MA)	2.161	0.000#	100.0#	0#	-34.75#
44	A2	9-Methylphenanthrene(9MP)	2.161	0.000#	100.0#	0#	-34.94#
45	A2	1-Methylphenanthrene(1MP)	2.161	0.000#	100.0#	0#	-35.03#
46	A2	C1-Phenanthrenes/Anthracene	2.161	0.000#	100.0#	0#	-34.59#
47	A2	C2-Phenanthrenes/Anthracene	2.161	0.000#	100.0#	0#	-36.76#
48	A2	5AA IS BKGD	2.161	0.000#	100.0#	0#	-36.59#
49	A2	C3-Phenanthrenes/Anthracene	2.161	0.000#	100.0#	0#	-38.59#
50	A2	C4-Phenanthrenes/Anthracene	2.161	0.000#	100.0#	0#	-40.81#
51	t	Retene	0.360	0.345	4.2	58	-0.05
52	t	Anthracene	1.810	1.924	-6.3	56	0.01

Evaluate Continuing Calibration Report

Data Path : O:\Forensics\Data\PAH1\FEB08\FEB02\
Data File : A19336.D
Acq On : 2 Feb 2008 2:52 pm
Operator : SEO
Sample : C1020202
Misc : CC
ALS Vial : 4 Sample Multiplier: 1

Quant Time: Feb 02 16:33:58 2008
Quant Method : O:\FORENSICS\METHODS\PAH1\JAN08\PAH10107.M
Quant Title : Decalins & Alkylated PAH's
QLast Update : Thu Jan 17 12:42:45 2008
Response via : Initial Calibration

Min. RRF : 0.050 Min. Rel. Area : 10% Max. R.T. Dev 0.50min
Max. RRF Dev : 30% Max. Rel. Area : 200%

		Compound	AvgRF	CCRF	%Dev	Area%	Dev(min)
53	t	Carbazole	1.816	1.525	16.0	50	0.01
54	t	1-Methylphenanthrene	1.543	1.513	1.9	56	0.00
55	A1	Fluoranthene	2.216	2.257	-1.9	58	-0.01
56	t	Benzo(b)fluorene	1.296	0.787	39.3#	35	0.00
57	s	Pyrene-d10	1.470	1.399	4.8	59	0.00
58	A1	Pyrene	2.287	2.307	-0.9	57	0.00
59	A2	C1-Fluoranthenes/Pyrenes	2.287	0.000#	100.0#	0#	-39.97#
60	A2	C2-Fluoranthenes/Pyrenes	2.287	0.000#	100.0#	0#	-42.04#
61	A2	C3-Fluoranthenes/Pyrenes	2.287	0.000#	100.0#	0#	-43.51#
62	A2	C4-Fluoranthenes/Pyrenes	2.287	0.000#	100.0#	0#	-45.27#
63	A1	Naphthobenzothiophene	2.093	1.861	11.1	51	0.00
64	A2	Naphthobenzothiophene-2,1-D	2.093	1.861	11.1	51	0.00
65	A2	Naphthobenzothiophene-1,2-D	2.093	0.000#	100.0#	0#	-42.37#
66	A2	Naphthobenzothiophene-2,3-D	2.093	0.000#	100.0#	0#	-42.67#
67	A2	C1-Naphthobenzothiophenes	2.093	0.000#	100.0#	0#	-43.44#
68	A2	C2-Naphthobenzothiophenes	2.093	0.000#	100.0#	0#	-45.29#
69	A2	C3-Naphthobenzothiophenes	2.093	0.000#	100.0#	0#	-47.04#
70	A2	C4-Naphthobenzothiophenes	2.093	0.000#	100.0#	0#	-48.12#
71	i	Chrysene-d12	1.000	1.000	0.0	52	0.01
72	t	Benz[a]anthracene	1.308	1.336	-2.1	50	0.01
73	A1	Chrysene	1.427	1.485	-4.1	52	0.01
74	A2	Chrysene/Triphenylene	1.427	1.486	-4.1	52	0.01
75	A2	C1-Chrysenes	1.427	0.000#	100.0#	0#	-44.66#
76	A2	C2-Chrysenes	1.427	0.000#	100.0#	0#	-46.31#
77	A2	BBF-d12 Surr BKGD	1.427	0.000#	100.0#	0#	-46.99#
78	A2	C3-Chrysenes	1.427	0.000#	100.0#	0#	-47.90#
79	A2	C4-Chrysenes	1.427	0.000#	100.0#	0#	-49.37#
80	s	Benzo[b]fluoranthene-d12	1.077	1.041	3.3	50	-0.01
81	t	Benzo[b]fluoranthene	1.412	1.269	10.1	45	0.00
82	A1	Benzo[k]fluoranthene	1.506	1.426	5.3	47	0.01
83	A2	Benzo[a]fluoranthene	1.506	0.000#	100.0#	0#	-47.51#
84	t	Benzo[e]pyrene	1.431	1.349	5.7	48	0.00
85	t	Benzo[a]pyrene	1.208	1.043	13.7	43	0.01
86	t	Perylene	1.278	1.125	12.0	43	0.01
87	t	Indeno[1,2,3-cd]pyrene	1.234	0.697	43.5#	30	0.05
88	t	Dibenz[a,h]anthracene	1.249	0.661	47.1#	27	0.06
89	t	Benzo[g,h,i]perylene	1.450	1.012	30.2#	37	0.02
90	A1	17a(H),21B(H)-hopane - C30H	0.540	0.468	13.3	55	-0.02
91	A2	Hopane (T19)	0.540	0.468	13.3	55	-0.02
92	A2	C23 Tricyclic Terpane (T4)	0.540	0.000#	100.0#	0#	-40.67#
93	A2	C24 Tricyclic Terpane (T5)	0.540	0.000#	100.0#	0#	-41.40#
94	A2	C25 Tricyclic Terpane (T6)	0.540	0.000#	100.0#	0#	-42.93#
95	A2	C24 Tetracyclic Terpane (T6	0.540	0.000#	100.0#	0#	-44.20#
96	A2	C26 Tricyclic Terpane-22S (	0.540	0.000#	100.0#	0#	-43.96#
97	A2	C26 Tricyclic Terpane-22R (	0.540	0.000#	100.0#	0#	-44.04#
98	A2	C28 Tricyclic Terpane-22S (	0.540	0.000#	100.0#	0#	-46.35#
99	A2	C28 Tricyclic Terpane-22R (	0.540	0.000#	100.0#	0#	-46.51#
.00	A2	C29 Tricyclic Terpane-22S (	0.540	0.000#	100.0#	0#	-47.02#
.01	A2	C29 Tricyclic Terpane-22R (	0.540	0.000#	100.0#	0#	-47.21#
.02	A2	18a-22,29,30-Trisnorneohopa	0.540	0.000#	100.0#	0#	-48.33#
.03	A2	C30 Tricyclic Terpane-22S	0.540	0.000#	100.0#	0#	-48.43#

Evaluate Continuing Calibration Report

Data Path : O:\Forensics\Data\PAH1\FEB08\FEB02\
Data File : A19336.D
Acq On : 2 Feb 2008 2:52 pm
Operator : SEO
Sample : C1020202
Misc : CC
ALS Vial : 4 Sample Multiplier: 1

Quant Time: Feb 02 16:33:58 2008
Quant Method : O:\FORENSICS\METHODS\PAH1\JAN08\PAH10107.M
Quant Title : Decalins & Alkylated PAH's
QLast Update : Thu Jan 17 12:42:45 2008
Response via : Initial Calibration

Min. RRF : 0.050 Min. Rel. Area : 10% Max. R.T. Dev 0.50min
Max. RRF Dev : 30% Max. Rel. Area : 200%

		Compound	AvgRF	CCRF	%Dev	Area%	Dev(min)
104	A2	C30 Tricyclic Terpane-22R	0.540	0.000#	100.0#	0#	-48.68#
105	A2	17a(H)-22,29,30-Trisnorhopa	0.540	0.000#	100.0#	0#	-48.86#
106	A2	17a/b,21b/a 28,30-Bisnorhop	0.540	0.000#	100.0#	0#	-50.05#
107	A2	17a(H),21b(H)-25-Norhopane	0.540	0.000#	100.0#	0#	-49.87#
108	A2	30-Norhopane (T15)	0.540	0.000#	100.0#	0#	-50.71#
109	A2	18a(H)-30-Norneohopane-C29T	0.540	0.000#	100.0#	0#	-50.82#
110	A2	17a(H)-Diahopane (X)	0.540	0.000#	100.0#	0#	-50.94#
111	A2	30-Normoretane (T17)	0.540	0.000#	100.0#	0#	-51.49#
112	A2	18a(H)&18b(H)-Oleananes (T1	0.540	0.000#	100.0#	0#	-51.89#
113	A2	Moretane (T20)	0.540	0.000#	100.0#	0#	-52.76#
114	A2	30-Homohopane-22S (T21)	0.540	0.000#	100.0#	0#	-53.84#
115	A2	30-Homohopane-22R (T22)	0.540	0.000#	100.0#	0#	-54.08#
116	A2	30,31-Bishomohopane-22S (T2	0.540	0.000#	100.0#	0#	-55.39#
117	A2	30,31-Bishomohopane-22R (T2	0.540	0.000#	100.0#	0#	-55.78#
118	A2	30,31-Trishomohopane-22S (T	0.540	0.000#	100.0#	0#	-57.50#
119	A2	30,31-Trishomohopane-22R (T	0.540	0.000#	100.0#	0#	-58.13#
120	A2	Tetrakishomohopane-22S (T32	0.540	0.000#	100.0#	0#	-60.12#
121	A2	Tetrakishomohopane-22R (T33	0.540	0.000#	100.0#	0#	-61.02#
122	A2	Pentakishomohopane-22S (T34	0.540	0.000#	100.0#	0#	-63.21#
123	A2	Pentakishomohopane-22R (T35	0.540	0.000#	100.0#	0#	-64.53#
124	SA1	5B(H)Cholane - Surr	0.232	0.285	-22.8	62	-0.01
125	A2	13b(H),17a(H)-20S-Diacholes	0.232	0.000#	100.0#	0#	-45.17#
126	A2	13b(H),17a(H)-20R-Diacholes	0.232	0.000#	100.0#	0#	-45.59#
127	A2	13b,17a-20S-Methyldiacholes	0.232	0.000#	100.0#	0#	-46.30#
128	A2	14a(H),17a(H)-20S-Cholestan	0.232	0.000#	100.0#	0#	-47.14#
129	A2	14a(H),17a(H)-20R-Cholestan	0.232	0.000#	100.0#	0#	-47.67#
130	A2	13b,17a-20R-Ethyldiacholest	0.232	0.000#	100.0#	0#	-47.94#
131	A2	13a,17b-20S-Ethyldiacholest	0.232	0.000#	100.0#	0#	-48.22#
132	A2	14a,17a-20S-Methylcholestan	0.232	0.000#	100.0#	0#	-48.38#
133	A2	14a,17a-20R-Methylcholestan	0.232	0.000#	100.0#	0#	-49.08#
134	A2	14a(H),17a(H)-20S-Ethylchol	0.232	0.000#	100.0#	0#	-49.42#
135	A2	14a(H),17a(H)-20R-Ethylchol	0.232	0.000#	100.0#	0#	-50.32#
136	A2	14b(H),17b(H)-20R-Cholestan	0.232	0.000#	100.0#	0#	-47.25#
137	A2	14b(H),17b(H)-20S-Cholestan	0.232	0.000#	100.0#	0#	-47.33#
138	A2	14b,17b-20R-Methylcholestan	0.232	0.000#	100.0#	0#	-48.54#
139	A2	14b,17b-20S-Methylcholestan	0.232	0.000#	100.0#	0#	-48.61#
140	A2	14b(H),17b(H)-20R-Ethylchol	0.232	0.000#	100.0#	0#	-49.67#
141	A2	14b(H),17b(H)-20S-Ethylchol	0.232	0.000#	100.0#	0#	-49.72#
142	A2	C26,20R- +C27,20S- triaroma	0.232	0.000#	100.0#	0#	-49.38#
143	A2	C28,20S-triaromatic steroid	0.232	0.000#	100.0#	0#	-50.24#
144	A2	C27,20R-triaromatic steroid	0.232	0.000#	100.0#	0#	-50.68#
145	A2	C28,20R-triaromatic steroid	0.232	0.000#	100.0#	0#	-51.89#

(#) = Out of Range SPCC's out = 0 CCC's out = 0

Quantitation Report (QT Reviewed)

Data Path : O:\Forensics\Data\PAH1\FEB08\FEB02\
Data File : A19336.D
Acq On : 2 Feb 2008 2:52 pm
Operator : SEO
Sample : C1020202
Misc : CC
ALS Vial : 4 Sample Multiplier: 1

2/2/08

Quant Time: Feb 02 16:33:58 2008
Quant Method : O:\FORENSICS\METHODS\PAH1\JAN08\PAH10107.M
Quant Title : Decalins & Alkylated PAH's
QLast Update : Thu Jan 17 12:42:45 2008
Response via : Initial Calibration

Internal Standards	R.T.	QIon	Response	Conc Units	Dev(Min)
1) Acenaphthene-d10	26.54	164	28758	500.00 ng/mL	-0.01
71) Chrysene-d12	43.03	240	36265	500.00 ng/mL	0.01
System Monitoring Compounds					
13) 2-Methylnaphthalene-d10	22.23	152	37328	526.44 ng/mL	-0.06
Spiked Amount 1000.000	Range 50 - 130		Recovery = 52.64%		
57) Pyrene-d10	38.10	212	40244	476.11 ng/mL	0.00
Spiked Amount 1000.000	Range 50 - 130		Recovery = 47.61%#		
80) Benzo[b]fluoranthene-d12	46.92	264	37759	483.53 ng/mL	-0.01
Spiked Amount 1000.000	Range 50 - 130		Recovery = 48.35%#		
124) 5B(H)Cholane - Surr	43.65	217	10330	614.01 ng/ml	-0.01
Spiked Amount 1000.000	Range 50 - 130		Recovery = 61.40%		

Target Compounds					Qvalue
2) trans-Decalin	16.23	138	6398	248.34 ng/mL	100
3) cis-Decalin	17.44	138	4882	251.54 ng/mL	100
8) Naphthalene	19.66	128	63776	508.52 ng/mL#	100
14) 2-Methylnaphthalene	22.36	142	40699	489.69 ng/mL#	100
15) 1-Methylnaphthalene	22.78	142	39868	486.41 ng/mL#	100
16) Benzothiophene	19.87	134	47607	491.92 ng/mL	100
21) Biphenyl	24.24	154	50061	478.45 ng/mL#	100
22) 2,6-Dimethylnaphthalene	24.85	156	35154	487.28 ng/mL#	100
23) Dibenzofuran	27.32	168	54307	484.13 ng/mL	92
24) Acenaphthylene	25.94	152	62449	537.39 ng/mL#	100
25) Acenaphthene	26.67	153	38655	494.29 ng/mL	99
26) 2,3,5-Trimethylnaphthalene	28.24	170	32257	502.53 ng/mL	96
27) Fluorene	28.71	166	41921	476.11 ng/mL	99
31) Dibenzothiophene	32.02	184	56883	478.64 ng/mL#	76
40) Phenanthrene	32.51	178	59798	481.01 ng/mL	100
51) Retene	39.52	234	9909	478.58 ng/mL	94
52) Anthracene	32.71	178	55339m	531.50 ng/mL	
53) Carbazole	33.38	167	43848	419.92 ng/mL#	83
54) 1-Methylphenanthrene	35.03	192	43516	490.47 ng/mL	99
55) Fluoranthene	37.28	202	64896	509.15 ng/mL#	92
56) Benzo(b)fluorene	39.82	216	22622	303.49 ng/mL	97
58) Pyrene	38.17	202	66346	504.28 ng/mL	96
63) Naphthobenzothiophene	42.02	234	53505	444.55 ng/ml#	50
64) Naphthobenzothiophene-2,1-	42.02	234	53505	444.55 ng/mL#	50
72) Benz[a]anthracene	42.96	228	48468	510.75 ng/mL	91
73) Chrysene	43.13	228	53870m	520.43 ng/mL	
74) Chrysene/Triphenylene	43.13	228	53903m	520.75 ng/mL	
81) Benzo[b]fluoranthene	47.00	252	46004	449.23 ng/mL#	19
82) Benzo[k]fluoranthene	47.09	252	51727m	473.42 ng/mL	
84) Benzo[e]pyrene	47.99	252	48920	471.20 ng/mL#	39
85) Benzo[a]pyrene	48.19	252	37826m	431.73 ng/mL	
86) Perylene	48.49	252	40791m	440.22 ng/mL	
87) Indeno[1,2,3-cd]pyrene	52.95	276	25278m	282.37 ng/mL	
88) Dibenz[a,h]anthracene	53.04	278	23955	264.53 ng/mL#	27
89) Benzo[g,h,i]perylene	54.21	276	36713	349.17 ng/mL#	77
90) 17a(H),21B(H)-hopane - C30	52.05	191	16988	433.59 ng/mL#	70
91) Hopane (T19)	52.05	191	16988	433.59 ng/mL#	70

(#) = qualifier out of range (m) = manual integration (+) = signals summed

Quantitation Report (QT Reviewed)

Data Path : O:\Forensics\Data\PAH1\FEB08\FEB02\
Data File : A19336.D
Acq On : 2 Feb 2008 2:52 pm
Operator : SEO
Sample : C1020202
Misc : CC
ALS Vial : 4 Sample Multiplier: 1

Quant Time: Feb 02 16:33:58 2008
Quant Method : O:\FORENSICS\METHODS\PAH1\JAN08\PAH10107.M
Quant Title : Decalins & Alkylated PAH's
QLast Update : Thu Jan 17 12:42:45 2008
Response via : Initial Calibration

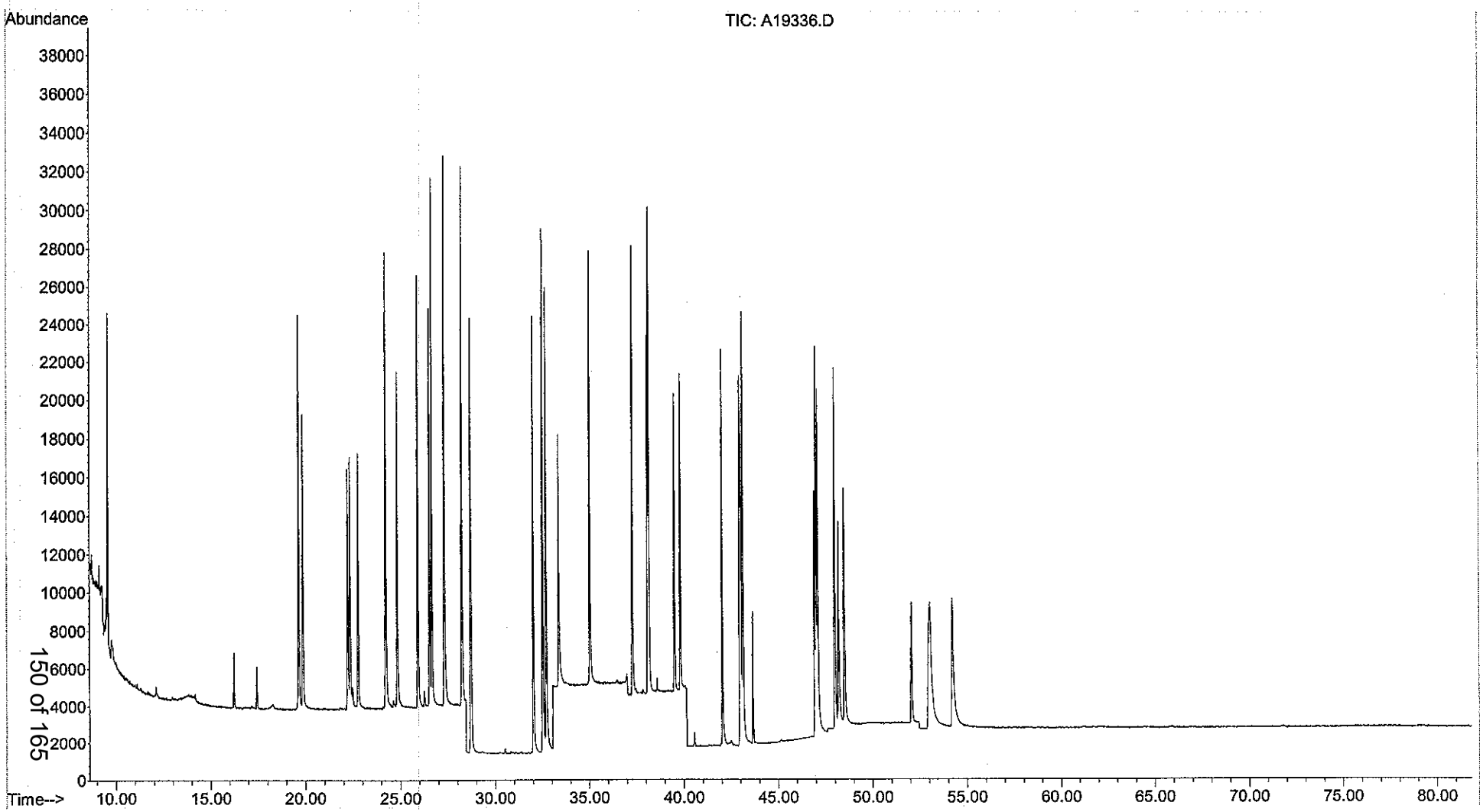

Evaluate Continuing Calibration Report

Data Path : O:\Forensics\Data\PAH2\2008\FEB 2008\FEB01\
Data File : A28362.D
Acq On : 1 Feb 2008 11:59 pm
Operator : AC
Sample : C2020100
Misc : 14
ALS Vial : 8 Sample Multiplier: 1

MAL for SO 2/6/8

Quant Time: Feb 02 11:29:18 2008
Quant Method : O:\FORENSICS\METHODS\PAH2\FEB08\BIO20201.M
Quant Title : Decalins & Alkylated PAH's
QLast Update : Sat Feb 02 11:27:20 2008
Response via : Initial Calibration

Min. RRF : 0.050 Min. Rel. Area : 10% Max. R.T. Dev 0.50min
Max. RRF Dev : 30% Max. Rel. Area : 200%

		Compound	AvgRF	CCRF	%Dev	Area%	Dev(min)
1	i	Chrysene-d12	1.000	1.000	0.0	100	0.00
2	A1	17a(H),21B(H)-hopane - C30H	0.419	0.369	11.9	100	-0.01
3	A2	Hopane (T19)	0.419	0.000#	100.0#	0#	-51.54#
4	A2	C23 Tricyclic Terpane (T4)	0.419	0.000#	100.0#	0#	-40.34#
5	A2	C24 Tricyclic Terpane (T5)	0.419	0.000#	100.0#	0#	-41.08#
6	A2	C25 Tricyclic Terpane (T6)	0.419	0.000#	100.0#	0#	-42.56#
7	A2	C24 Tetracyclic Terpane (T6	0.419	0.000#	100.0#	0#	-43.63#
8	A2	C26 Tricyclic Terpane-22S (	0.419	0.000#	100.0#	0#	-43.71#
9	A2	C26 Tricyclic Terpane-22R (	0.419	0.000#	100.0#	0#	-43.86#
10	A2	C28 Tricyclic Terpane-22S (	0.419	0.000#	100.0#	0#	-46.01#
11	A2	C28 Tricyclic Terpane-22R (	0.419	0.000#	100.0#	0#	-46.17#
12	A2	C29 Tricyclic Terpane-22S (	0.419	0.000#	100.0#	0#	-46.69#
13	A2	C29 Tricyclic Terpane-22R (	0.419	0.000#	100.0#	0#	-46.89#
14	A2	18a-22,29,30-Trisnorneohopa	0.419	0.000#	100.0#	0#	-47.94#
15	A2	C30 Tricyclic Terpane-22S	0.419	0.000#	100.0#	0#	-48.06#
16	A2	C30 Tricyclic Terpane-22R	0.419	0.000#	100.0#	0#	-48.29#
17	A2	17a(H)-22,29,30-Trisnorhopa	0.419	0.000#	100.0#	0#	-48.46#
18	A2	17a/b,21b/a 28,30-Bisnorhop	0.419	0.000#	100.0#	0#	-49.60#
19	A2	17a(H),21b(H)-25-Norhopane	0.419	0.000#	100.0#	0#	-49.44#
20	A2	30-Norhopane (T15)	0.419	0.000#	100.0#	0#	-50.24#
21	A2	18a(H)-30-Norneohopane-C29T	0.419	0.000#	100.0#	0#	-50.34#
22	A2	17a(H)-Diahopane (X)	0.419	0.000#	100.0#	0#	-50.47#
23	A2	30-Normoretane (T17)	0.419	0.000#	100.0#	0#	-50.98#
24	A2	18a(H)&18b(H)-Oleananes (T1	0.419	0.000#	100.0#	0#	-51.35#
25	A2	Moretane (T20)	0.419	0.000#	100.0#	0#	-52.20#
26	A2	30-Homohopane-22S (T21)	0.419	0.000#	100.0#	0#	-53.23#
27	A2	30-Homohopane-22R (T22)	0.419	0.000#	100.0#	0#	-53.45#
28	A2	30,31-Bishomohopane-22S (T2	0.419	0.000#	100.0#	0#	-54.71#
29	A2	30,31-Bishomohopane-22R (T2	0.419	0.000#	100.0#	0#	-55.07#
30	A2	30,31-Trishomohopane-22S (T	0.419	0.000#	100.0#	0#	-56.71#
31	A2	30,31-Trishomohopane-22R (T	0.419	0.000#	100.0#	0#	-57.29#
32	A2	Tetrakishomohopane-22S (T32	0.419	0.000#	100.0#	0#	-59.20#
33	A2	Tetrakishomohopane-22R (T33	0.419	0.000#	100.0#	0#	-60.04#
34	A2	Pentakishomohopane-22S (T34	0.419	0.000#	100.0#	0#	-62.14#
35	A2	Pentakishomohopane-22R (T35	0.419	0.000#	100.0#	0#	-63.37#
36	SA1	5B(H)Cholane - Surr	0.197	0.202	-2.5	100	-0.01
37	A2	13b(H),17a(H)-20S-Diacholes	0.197	0.000#	100.0#	0#	-44.85#
38	A2	13b(H),17a(H)-20R-Diacholes	0.197	0.000#	100.0#	0#	-45.27#
39	A2	13b,17a-20S-Methyldiacholes	0.197	0.000#	100.0#	0#	-45.97#
40	A2	14a(H),17a(H)-20S-Cholestan	0.197	0.000#	100.0#	0#	-46.82#
41	A2	14a(H),17a(H)-20R-Cholestan	0.197	0.000#	100.0#	0#	-47.32#
42	A2	13b,17a-20R-Ethyldiacholest	0.197	0.000#	100.0#	0#	-47.59#
43	A2	13a,17b-20S-Ethyldiacholest	0.197	0.000#	100.0#	0#	-47.85#
44	A2	14a,17a-20S-Methylcholestan	0.197	0.000#	100.0#	0#	-48.00#
45	A2	14a,17a-20R-Methylcholestan	0.197	0.000#	100.0#	0#	-48.68#
46	A2	14a(H),17a(H)-20S-Ethylchol	0.197	0.000#	100.0#	0#	-49.01#
47	A2	14a(H),17a(H)-20R-Ethylchol	0.197	0.000#	100.0#	0#	-49.88#
48	A2	14b(H),17b(H)-20R-Cholestan	0.197	0.000#	100.0#	0#	-46.91#

Evaluate Continuing Calibration Report

Data Path : O:\Forensics\Data\PAH2\2008\FEB 2008\FEB01\
Data File : A28362.D
Acq On : 1 Feb 2008 11:59 pm
Operator : AC
Sample : C2020100
Misc : 14
ALS Vial : 8 Sample Multiplier: 1

Quant Time: Feb 02 11:29:18 2008
Quant Method : O:\FORENSICS\METHODS\PAH2\FEB08\BIO20201.M
Quant Title : Decalins & Alkylated PAH's
QLast Update : Sat Feb 02 11:27:20 2008
Response via : Initial Calibration

Min. RRF : 0.050 Min. Rel. Area : 10% Max. R.T. Dev 0.50min
Max. RRF Dev : 30% Max. Rel. Area : 200%

	Compound	AvgRF	CCRF	%Dev	Area%	Dev(min)
49 A2	14b(H),17b(H)-20S-Cholestan	0.197	0.000#	100.0#	0#	-46.99#
50 A2	14b,17b-20R-Methylcholestan	0.197	0.000#	100.0#	0#	-48.16#
51 A2	14b,17b-20S-Methylcholestan	0.197	0.000#	100.0#	0#	-48.23#
52 A2	14b(H),17b(H)-20R-Ethylchol	0.197	0.000#	100.0#	0#	-49.25#
53 A2	14b(H),17b(H)-20S-Ethylchol	0.197	0.000#	100.0#	0#	-49.29#
54 A2	C26,20R- +C27,20S- triaroma	0.197	0.000#	100.0#	0#	-48.97#
55 A2	C28,20S-triaromatic steroid	0.197	0.000#	100.0#	0#	-49.79#
56 A2	C27,20R-triaromatic steroid	0.197	0.000#	100.0#	0#	-50.21#
57 A2	C28,20R-triaromatic steroid	0.197	0.000#	100.0#	0#	-51.37#

(#) = Out of Range SPCC's out = 0 CCC's out = 0

Quantitation Report (QT Reviewed)

Data Path : O:\Forensics\Data\PAH2\2008\FEB 2008\FEB01\
Data File : A28362.D
Acq On : 1 Feb 2008 11:59 pm
Operator : AC
Sample : C2020100
Misc : 14
ALS Vial : 8 Sample Multiplier: 1

Quant Time: Feb 02 11:29:18 2008
Quant Method : O:\FORENSICS\METHODS\PAH2\FEB08\BIO20201.M
Quant Title : Decalins & Alkylated PAH's
QLast Update : Sat Feb 02 11:27:20 2008
Response via : Initial Calibration

Internal Standards	R.T.	QIon	Response	Conc	Units	Dev(Min)
1) Chrysene-d12	42.68	240	34242	500.00	ng/mL	0.00
System Monitoring Compounds						
36) 5B(H)Cholane - Surr	43.31	217	6917	419.18	ng/ml	-0.01
Spiked Amount 1000.000	Range 50 - 130		Recovery = 41.92%#			
Target Compounds						Qvalue
2) 17a(H),21B(H)-hopane - C30	51.53	191	12633m	292.46	ng/mL	

(#) = qualifier out of range (m) = manual integration (+) = signals summed

Quantitation Report (QT Reviewed)

Data Path : O:\Forensics\Data\PAH2\2008\FEB 2008\FEB01\
Data File : A28362.D
Acq On : 1 Feb 2008 11:59 pm
Operator : AC
Sample : C2020100
Misc : 14
ALS Vial : 8 Sample Multiplier: 1

Quant Time: Feb 02 11:29:18 2008
Quant Method : O:\FORENSICS\METHODS\PAH2\FEB08\BIO20201.M
Quant Title : Decalins & Alkylated PAH's
QLast Update : Sat Feb 02 11:27:20 2008
Response via : Initial Calibration

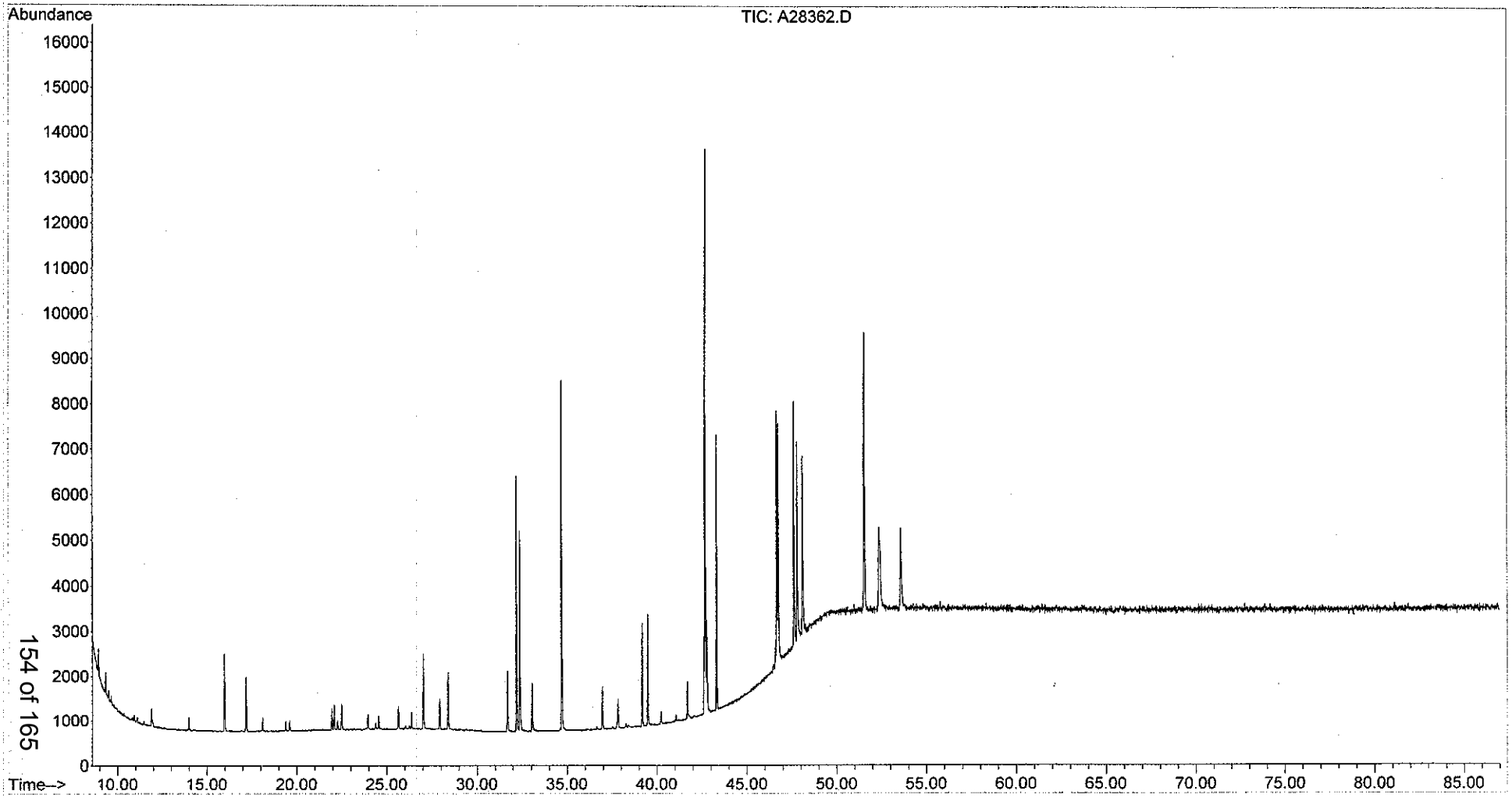

Evaluate Continuing Calibration Report

Data Path : O:\Forensics\Data\PAH2\2008\FEB 2008\FEB01\
Data File : A28373.D
Acq On : 2 Feb 2008 6:27 pm
Operator : AC
Sample : C2020101
Misc : cc
ALS Vial : 8 Sample Multiplier: 1

2/4/08

Quant Time: Feb 04 08:51:28 2008
Quant Method : O:\FORENSICS\METHODS\PAH2\FEB08\BIO20201.M
Quant Title : Decalins & Alkylated PAH's
QLast Update : Sat Feb 02 11:37:55 2008
Response via : Initial Calibration

Min. RRF : 0.050 Min. Rel. Area : 10% Max. R.T. Dev 0.50min
Max. RRF Dev : 30% Max. Rel. Area : 200%

		Compound	AvgRF	CCRF	%Dev	Area%	Dev(min)
1	i	Chrysene-d12	1.000	1.000	0.0	136	-0.01
2	A1	17a(H),21B(H)-hopane - C30H	0.419	0.405	3.3	149	-0.02
3	A2	Hopane (T19)	0.419	0.000#	100.0#	0#	-51.54#
4	A2	C23 Tricyclic Terpane (T4)	0.419	0.000#	100.0#	0#	-40.34#
5	A2	C24 Tricyclic Terpane (T5)	0.419	0.000#	100.0#	0#	-41.08#
6	A2	C25 Tricyclic Terpane (T6)	0.419	0.000#	100.0#	0#	-42.56#
7	A2	C24 Tetracyclic Terpane (T6	0.419	0.000#	100.0#	0#	-43.63#
8	A2	C26 Tricyclic Terpane-22S (	0.419	0.000#	100.0#	0#	-43.71#
9	A2	C26 Tricyclic Terpane-22R (	0.419	0.000#	100.0#	0#	-43.86#
10	A2	C28 Tricyclic Terpane-22S (	0.419	0.000#	100.0#	0#	-46.01#
11	A2	C28 Tricyclic Terpane-22R (	0.419	0.000#	100.0#	0#	-46.17#
12	A2	C29 Tricyclic Terpane-22S (	0.419	0.000#	100.0#	0#	-46.69#
13	A2	C29 Tricyclic Terpane-22R (	0.419	0.000#	100.0#	0#	-46.89#
14	A2	18a-22,29,30-Trisnorneohopa	0.419	0.000#	100.0#	0#	-47.94#
15	A2	C30 Tricyclic Terpane-22S	0.419	0.000#	100.0#	0#	-48.06#
16	A2	C30 Tricyclic Terpane-22R	0.419	0.000#	100.0#	0#	-48.29#
17	A2	17a(H)-22,29,30-Trisnorhopa	0.419	0.000#	100.0#	0#	-48.46#
18	A2	17a/b,21b/a 28,30-Bisnorhop	0.419	0.000#	100.0#	0#	-49.60#
19	A2	17a(H),21b(H)-25-Norhopane	0.419	0.000#	100.0#	0#	-49.44#
20	A2	30-Norhopane (T15)	0.419	0.000#	100.0#	0#	-50.24#
21	A2	18a(H)-30-Norneohopane-C29T	0.419	0.000#	100.0#	0#	-50.34#
22	A2	17a(H)-Diahopane (X)	0.419	0.000#	100.0#	0#	-50.47#
23	A2	30-Normoretane (T17)	0.419	0.000#	100.0#	0#	-50.98#
24	A2	18a(H)&18b(H)-Oleananes (T1	0.419	0.000#	100.0#	0#	-51.35#
25	A2	Moretane (T20)	0.419	0.000#	100.0#	0#	-52.20#
26	A2	30-Homohopane-22S (T21)	0.419	0.000#	100.0#	0#	-53.23#
27	A2	30-Homohopane-22R (T22)	0.419	0.000#	100.0#	0#	-53.45#
28	A2	30,31-Bishomohopane-22S (T2	0.419	0.000#	100.0#	0#	-54.71#
29	A2	30,31-Bishomohopane-22R (T2	0.419	0.000#	100.0#	0#	-55.07#
30	A2	30,31-Trishomohopane-22S (T	0.419	0.000#	100.0#	0#	-56.71#
31	A2	30,31-Trishomohopane-22R (T	0.419	0.000#	100.0#	0#	-57.29#
32	A2	Tetrakishomohopane-22S (T32	0.419	0.000#	100.0#	0#	-59.20#
33	A2	Tetrakishomohopane-22R (T33	0.419	0.000#	100.0#	0#	-60.04#
34	A2	Pentakishomohopane-22S (T34	0.419	0.000#	100.0#	0#	-62.14#
35	A2	Pentakishomohopane-22R (T35	0.419	0.000#	100.0#	0#	-63.37#
36	SA1	5B(H)Cholane - Surr	0.197	0.214	-8.6	144	-0.01
37	A2	13b(H),17a(H)-20S-Diacholes	0.197	0.000#	100.0#	0#	-44.85#
38	A2	13b(H),17a(H)-20R-Diacholes	0.197	0.000#	100.0#	0#	-45.27#
39	A2	13b,17a-20S-Methyldiacholes	0.197	0.000#	100.0#	0#	-45.97#
40	A2	14a(H),17a(H)-20S-Cholestan	0.197	0.000#	100.0#	0#	-46.82#
41	A2	14a(H),17a(H)-20R-Cholestan	0.197	0.000#	100.0#	0#	-47.32#
42	A2	13b,17a-20R-Ethyldiacholest	0.197	0.000#	100.0#	0#	-47.59#
43	A2	13a,17b-20S-Ethyldiacholest	0.197	0.000#	100.0#	0#	-47.85#
44	A2	14a,17a-20S-Methylcholestan	0.197	0.000#	100.0#	0#	-48.00#
45	A2	14a,17a-20R-Methylcholestan	0.197	0.000#	100.0#	0#	-48.68#
46	A2	14a(H),17a(H)-20S-Ethylchol	0.197	0.000#	100.0#	0#	-49.01#
47	A2	14a(H),17a(H)-20R-Ethylchol	0.197	0.000#	100.0#	0#	-49.88#
48	A2	14b(H),17b(H)-20R-Cholestan	0.197	0.000#	100.0#	0#	-46.91#
49	A2	14b(H),17b(H)-20S-Cholestan	0.197	0.000#	100.0#	0#	-46.99#
50	A2	14b,17b-20R-Methylcholestan	0.197	0.000#	100.0#	0#	-48.16#
51	A2	14b,17b-20S-Methylcholestan	0.197	0.000#	100.0#	0#	-48.23#
52	A2	14b(H),17b(H)-20R-Ethylchol	0.197	0.000#	100.0#	0#	-49.25#

Evaluate Continuing Calibration Report

Data Path : O:\Forensics\Data\PAH2\2008\FEB 2008\FEB01\
Data File : A28373.D
Acq On : 2 Feb 2008 6:27 pm
Operator : AC
Sample : C2020101
Misc : cc
ALS Vial : 8 Sample Multiplier: 1

Quant Time: Feb 04 08:51:28 2008
Quant Method : O:\FORENSICS\METHODS\PAH2\FEB08\BIO20201.M
Quant Title : Decalins & Alkylated PAH's
QLast Update : Sat Feb 02 11:37:55 2008
Response via : Initial Calibration

Min. RRF : 0.050 Min. Rel. Area : 10% Max. R.T. Dev 0.50min
Max. RRF Dev : 30% Max. Rel. Area : 200%

	Compound	AvgRF	CCRF	%Dev Area%	Dev(min)
53 A2	14b(H),17b(H)-20S-Ethylchol	0.197	0.000#	100.0#	0# -49.29#
54 A2	C26,20R- +C27,20S- triaroma	0.197	0.000#	100.0#	0# -48.97#
55 A2	C28,20S-triaromatic steroid	0.197	0.000#	100.0#	0# -49.79#
56 A2	C27,20R-triaromatic steroid	0.197	0.000#	100.0#	0# -50.21#
57 A2	C28,20R-triaromatic steroid	0.197	0.000#	100.0#	0# -51.37#

(#) = Out of Range SPCC's out = 0 CCC's out = 0

Quantitation Report (QT Reviewed)

Data Path : O:\Forensics\Data\PAH2\2008\FEB 2008\FEB01\
Data File : A28373.D
Acq On : 2 Feb 2008 6:27 pm
Operator : AC
Sample : C2020101
Misc : cc
ALS Vial : 8 Sample Multiplier: 1

2/4/08

Quant Time: Feb 04 08:51:28 2008
Quant Method : O:\FORENSICS\METHODS\PAH2\FEB08\BIO20201.M
Quant Title : Decalins & Alkylated PAH's
QLast Update : Sat Feb 02 11:37:55 2008
Response via : Initial Calibration

Internal Standards	R.T.	QIon	Response	Conc Units	Dev(Min)
1) Chrysene-d12	42.67	240	46522	500.00 ng/mL	-0.01
System Monitoring Compounds					
36) 5B(H)Cholane - Surr	43.31	217	9941	543.66 ng/ml	-0.01
Spiked Amount 1000.000	Range 50 - 130		Recovery = 54.37%		
Target Compounds					Qvalue
2) 17a(H),21B(H)-hopane - C30	51.52	191	18823	482.78 ng/mL#	86

(#) = qualifier out of range (m) = manual integration (+) = signals summed

Quantitation Report (QT Reviewed)

Data Path : O:\Forensics\Data\PAH2\2008\FEB 2008\FEB01\
Data File : A28373.D
Acq On : 2 Feb 2008 6:27 pm
Operator : AC
Sample : C2020101
Misc : cc
ALS Vial : 8 Sample Multiplier: 1

Quant Time: Feb 04 08:51:28 2008
Quant Method : O:\FORENSICS\METHODS\PAH2\FEB08\BIO20201.M
Quant Title : Decalins & Alkylated PAH's
QLast Update : Sat Feb 02 11:37:55 2008
Response via : Initial Calibration

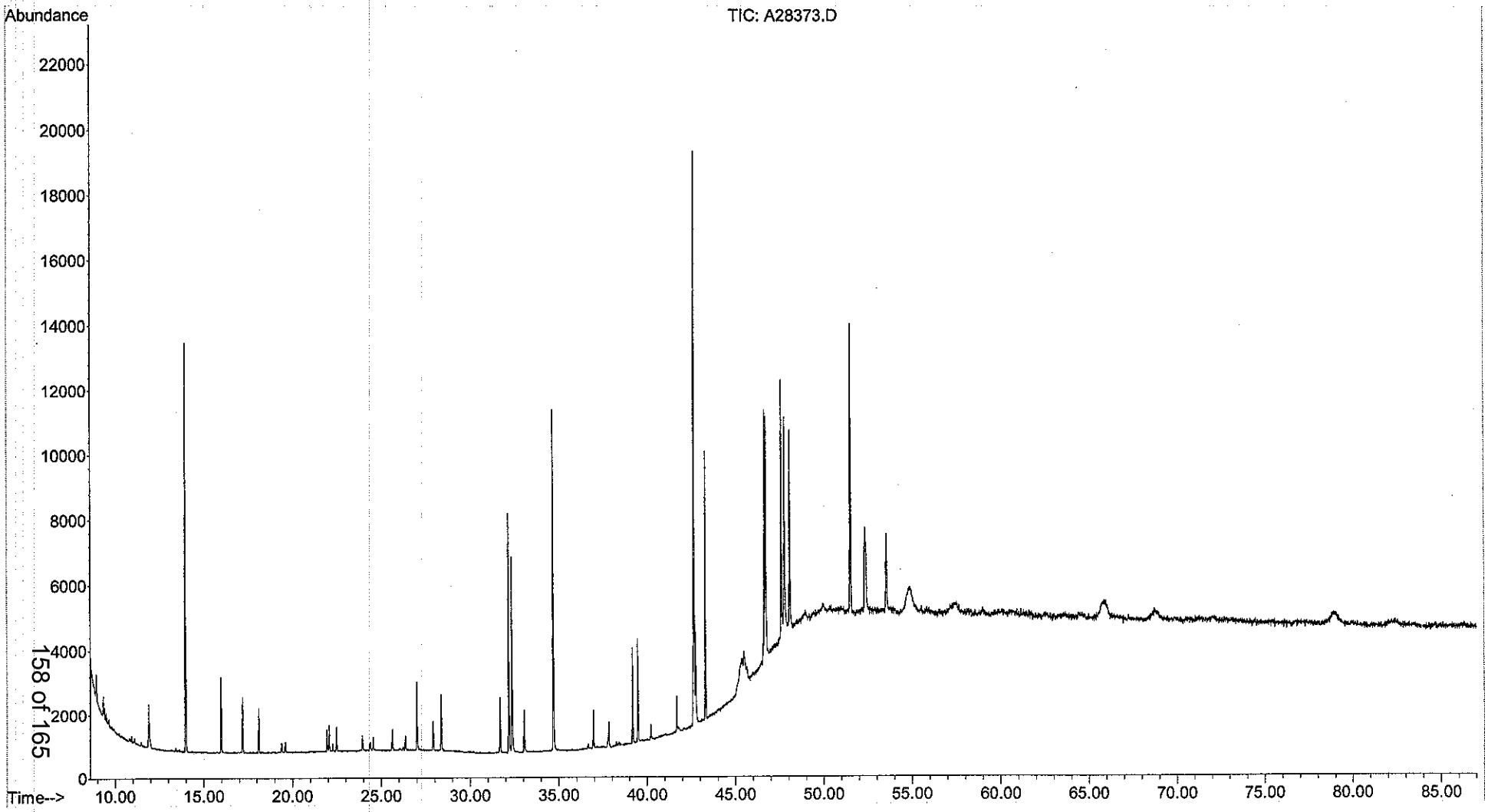

Form VIII
Internal Standard Summary
Alkylated Polynuclear Aromatic Hydrocarbons

Client: **NewFields**
Project: **PSANDS-Former Clifton MGP Site**
Case: **N/A** SDG: **N/A**

Lab Code: **MA00030**
ETR: **0710062**
Lab ID: **C1012905**

		Acenaphthene-d10		Chrysene-d12	
		Area	**RT**	**Area**	**RT**
Standard:		38057	26.55	54090	43.03
Upper Limit:		76114	27.05	108180	43.53
Lower Limit:		19028	26.05	27045	42.53
Client ID	**Lab ID**				
Blank	SS101607B13	6230 [a]	26.55	8954 [a]	43.03
LCS	SS101607LCS04	4234 [a]	26.55	5649 [a]	43.03
LCSD	SS101607LCSD04	20395	26.54	31451	43.01
GPESB-6WA (13.5-14.5')	0710062-01E	36005	26.54	50465	43.01
GPESB-6WA (13.5-14.5')	0710062-01E D	36224	26.54	50851	43.01
GPESB-7A (15-16')	0710062-02	20932	26.54	29679	43.01
GPESB-6WA (13.5-14.5')	0710062-01	37598	26.54	56572	43.01
GPESB-6WA (13.5-14.5')	0710062-01 D	32555	26.54	47507	43.01
CCV	C1012906	34735	26.54	50573	43.01

N/A - Not Applicable
[a] - Value outside of QC Limits.

Area Upper Limit = +100% of internal standard.
Area Lower Limit = -50% of internal standard.
RT = Retention Time.
RT Upper Limit = +0.5 minutes of internal standard RT.
RT Lower Limit = -0.5 minutes of internal standard RT.

320 Forbes Blvd, Mansfield, MA 02048, (508) 822-9300, Fax (508) 822-3288

Form VIII
Internal Standard Summary
Alkylated Polynuclear Aromatic Hydrocarbons

Client: **NewFields**
Project: **PSANDS-Former Clifton MGP Site**
Case: **N/A** SDG: **N/A**

Lab Code: **MA00030**
ETR: **0710062**
Lab ID: **C1020201**

		Acenaphthene-d10		Chrysene-d12	
		Area	**RT**	**Area**	**RT**
Standard:		28583	26.54	37048	43.03
Upper Limit:		57166	27.04	74096	43.53
Lower Limit:		14292	26.04	18524	42.53
Client ID	**Lab ID**				
GPESB-7A (15-16')	0710062-02E	27046	26.54	36833	43.01
CCV	C1020202	28758	26.54	36265	43.03

N/A - Not Applicable

Area Upper Limit = +100% of internal standard.
Area Lower Limit = -50% of internal standard.
RT = Retention Time.
RT Upper Limit = +0.5 minutes of internal standard RT.
RT Lower Limit = -0.5 minutes of internal standard RT.

Form VIII
Internal Standard Summary
Steranes and Triterpanes

Client: **NewFields**
Project: **PSANDS-Former Clifton MGP Site**
Case: **N/A** SDG: **N/A**

Lab Code: **MA00030**
ETR: **0710062**
Lab ID: **C2020100**

		Chrysene-d12	
		Area	**RT**
Standard:		34242	42.68
Upper Limit:		68484	43.18
Lower Limit:		17121	42.18
Client ID	**Lab ID**		
Blank	SS020108B05	38180	42.67
GPESB-6WA (13.5-14.5')	0710062-01	39901	42.68
GPESB-6WA (13.5-14.5')	0710062-01 D	40711	42.68
GPESB-7A (15-16')	0710062-02	44395	42.68
CCV	C2020101	46522	42.67

N/A - Not Applicable

Area Upper Limit = +100% of internal standard.
Area Lower Limit = -50% of internal standard.
RT = Retention Time.
RT Upper Limit = +0.5 minutes of internal standard RT.
RT Lower Limit = -0.5 minutes of internal standard RT.

320 Forbes Blvd, Mansfield, MA 02048, (508) 822-9300, Fax (508) 822-3288

Chain of Custody Records

NEWFIELDS

Environmental Forensics Practice LLC

Chain of Custody

0716062

Proj. No: 03520.017.044

Proj. Name: Ci. Ptn. Former MGPS. Ite.

SAMPLERS: Signature: [signature]

ANALYSIS REQUESTED → "NUMBER OF CONTANIERS"

DATE	TIME	LAB ID	CLIENT ID	SAMPLE DESCRIPTION	MATRIX (Oil/Soil/Water)	GC-FID-TPH (Gas)	GCMS-Alkyl-PAH	GCMS-Biomarkers	PIANO - VOA	Organic Lead	METALS	PCB	Pesticides	PRESERVED	Total Number of Containers
10/3	11:35	-1		GPESB-6WA (13.5-14.5')	S	X	X	X							
10/3	09:30	-2		GPESB-7A (15-16')	S	X	X	X							

Relinquished by: [signature] Date/Time: 10/5/07 10:15 Received by: Date/Time:

Relinquished by: Date/Time: Received by: Date/Time:

Comments: Samples to be shipped to: Alpha Woods Hole Labs
320 Forbes Blvd.
Mansfield, MA 02048
Tel: (508) 822-9300
Attn: Liz Porta

COC not signed - arrived after samples -
See sample recipt checklist - EMP 10/10/07

Sample Receipt Checklist

Client: NEWFIE		**Receipt Date:** 10/6/07	
Project: PSANDS - Former Clifton MGP		**Log-in Date:** 10/9/07	
ETR #: 0710062		**Inspection by:** NAN	**Login by:** DMJ

ALL SECTIONS BELOW MUST BE COMPLETED

Were samples shipped? (Yes, FedEx) / UPS / Other:_____
No, WHG Courier pick-up / Hand delivered

Is bill of lading retained? (Yes) Tracking #: attached
No, Unavailable / NA

Number of coolers received for this project delivery: 1

Indicate cooler temperature upon opening (if multiple coolers, record all temps):

Note: If all coolers are 2-6°C, use one checklist, if NOT, use separate checklists and note all samples received *above* 6°C.

Cooler 1:
Temperature(s) taken from: 4 IR Gun, N/A Temp. Blank, / NA

Were samples received on ice? (Yes) / No

Chain-of-Custody present? Yes / (No)
Complete? Yes / (No)

Custody seals present on Cooler? Yes / (No)
on Bottles? Yes / (No)
Intact? Yes / No / (NA)

Note: Affix custody seals to back of this page.

Were sample containers intact? (Yes) / No If No, list samples: →

Did VOA/VPH waters contain headspace (>5mm)? Yes / No (NA) If Yes, list samples: →

Were 5035 VOA soils, or VPH soils, *covered* with MeOH? Yes / No / (NA)
If No, list samples: →

Was a sufficient amount of sample received for each test indicated on the COC?
(Yes) / No If No, list samples: →

If chemical preservation is appropriate -
Were samples field preserved? Yes / No / (NA)

☐ C=HCl ☐ M=MeOH ☐ S=H_2SO4
☐ H=NaOH ☐ N=HNO_3 ☐ Other:_____ ☐ U= Unknown

Preservation (pH) verified at lab for *EVERY* bottle? (Not: VOA / VPH / Sulfide)
YES: <2 or >12 (CN) or NO (NA)
If No, why?:

Were samples received within hold time? (Yes) / No If No, list samples: →

Discrepancy between samples rec'd & COC ? Yes / (No) (NA) If Yes, list samples: →

Was the Project Manager notified of any other problems? Yes / No / (NA)

Project Manager Acknowledgement: BMP Date: 10/10/07

Comments / Notes

Sample storage refrigerator #:_____

Sample storage freezer #:_____

Cooler 2:_____ Cooler 3:_____

Cooler 4:_____ Cooler 5:_____

Cooler 6:_____ Cooler 7:_____

More:_____

GPESB-6WA (13.5-14.5')
10/3/07 11:35

GPESB-7A (15-16')
10/3/07 09:30

Chemical preservation OK for ALL samples?
Yes / No / (N/A)

If No, list samples below:

Please use back for any additional notes!

FedEx Express US Airbill

FedEx Tracking Number 8629 1771 0191

0200 **Recipient's Copy**

1 From

Date 10/5/07 [redacted]

Sender's Name Christopher Schankopf Phone 908 227-2332

Company Paulus Sokolowski and Sartor

Address 67A Mountain Blvd. Ext.

Dept/Floor/Suite/Room

City Warren State N.J. ZIP 07059

2 Your Internal Billing Reference 02522.017.044

3 To

Recipient's Name Liz Porter Phone 508 844-4110

Company Alpha Woods Hole Laboratory

Recipient's Address 320 Forbes Road

We cannot deliver to P.O. boxes or P.O. ZIP codes. Dept/Floor/Suite/Room

Address

To request a package be held at a specific FedEx location, print FedEx address here.

City Mansfield State MA ZIP 02048

8629 1771 0191

4a Express Package Service *Packages up to 150 lbs.*

- [x] FedEx Priority Overnight — Next business morning.* Friday shipments will be delivered on Monday unless SATURDAY Delivery is selected.
- [ ] FedEx Standard Overnight — Next business afternoon.* Saturday Delivery NOT available.
- [ ] FedEx First Overnight — Earliest next business morning delivery to select locations.* Saturday Delivery NOT available.
- [ ] FedEx 2Day — Second business day.* Thursday shipments will be delivered on Monday unless SATURDAY Delivery is selected.
- [ ] FedEx Express Saver — Third business day.* Saturday Delivery NOT available.

FedEx Envelope rate not available. Minimum charge: One-pound rate. * To most locations.

4b Express Freight Service *Packages over 150 lbs.*

- [ ] FedEx 1Day Freight* — Next business day.** Friday shipments will be delivered on Monday unless SATURDAY Delivery is selected.
- [ ] FedEx 2Day Freight — Second business day.** Thursday shipments will be delivered on Monday unless SATURDAY Delivery is selected.
- [ ] FedEx 3Day Freight — Third business day.** Saturday Delivery NOT available.

* Call for Confirmation: ** To most locations.

5 Packaging

- [ ] FedEx Envelope*
- [ ] FedEx Pak* — Includes FedEx Small Pak, FedEx Large Pak, and FedEx Sturdy Pak.
- [ ] FedEx Box
- [ ] FedEx Tube
- [x] Other

* Declared value limit $500.

6 Special Handling

Include FedEx address in Section 3.

- [x] SATURDAY Delivery — Not available for FedEx Standard Overnight, FedEx First Overnight, FedEx Express Saver, or FedEx 3Day Freight.
- [ ] HOLD Weekday at FedEx Location — Not available for FedEx First Overnight.
- [ ] HOLD Saturday at FedEx Location — Available ONLY for FedEx Priority Overnight and FedEx 2Day to select locations.

Does this shipment contain dangerous goods? One box must be checked.

- [x] No
- [ ] Yes — As per attached Shipper's Declaration.
- [ ] Yes — Shipper's Declaration not required.
- [ ] Dry Ice — Dry Ice, 9, UN 1845 ____ x ____ kg
- [ ] Cargo Aircraft Only

Dangerous goods (including dry ice) cannot be shipped in FedEx packaging.

7 Payment *Bill to:* Enter FedEx Acct. No. or Credit Card No. below.

- [x] Sender — Acct. No. in Section 1 will be billed.
- [ ] Recipient
- [ ] Third Party
- [ ] Credit Card
- [ ] Cash/Check

Obtain Recip. Acct. No. [ ]

[redacted] [redacted]

Total Packages	Total Weight	Total Declared Value†
1		$ 2,000 .00

†Our liability is limited to $100 unless you declare a higher value. See back for details.

Credit Card Auth.

8 Residential Delivery Signature Options If you require a signature, check Direct or Indirect.

- [ ] No Signature Required — Package may be left without obtaining a signature for delivery.
- [ ] Direct Signature — Someone at recipient's address may sign for delivery. *Fee applies.*
- [ ] Indirect Signature — If no one is available at recipient's address, someone at a neighboring address may sign for delivery. *Fee applies.*

520

Rev. Date 10/06•Part #158281•©1994–2006 FedEx•PRINTED IN U.S.A. SRY

fedex.com 1.800.GoFedEx 1.800.463.3339

March 3, 2008

John T. Bolan
Project Manager
Paulus, Sokolowski & Sartor, LLC
67 Mountain Blvd Extension
Warren, NJ 07059

RE: Soil Sample PAH Source Identification
Former Clifton MGP, Staten Island, NY
Final Report

Dear Mr. Bolan:

NewFields Environmental Forensics Practice, LLC (NewFields) is pleased to provide you with this brief letter report regarding the chemical analysis of two (2) soil samples collected from soil borings installed near Willow Avenue in Staten Island, NY (Site). These samples were analyzed by several environmental forensic methods to determine the origin of polycyclic aromatic hydrocarbons (PAHs) in each soil sample. The following narrative describes the methods and results of this evaluation.

Sample Summary

The samples were collected on the southwester edge of an excavation cell near Willow Ave (Figure 1). Paulus, Sokolowski & Sartor, LLC (PSS) collected the two soil samples on October 3, 2007 (Table 1). The samples were stored until their shipment via overnight carrier to the Alpha Woods Hole Laboratory (AWHL) in Raynham, Massachusetts on October 5, 2006. The samples were received in good condition on October 6, 2006. Additional sample receipt data are contained in the Laboratory Report (Attachment).

Methods

The samples were subjected to environmental forensic testing methods for the measurement of semivolatile hydrocarbons indicative of tar, petroleum, and many natural products. The following section describes the analytical methods used to measure hydrocarbons in the field samples.

Sample Preparation

An aliquot of each soil sample was fortified with surrogates, dried with sodium sulfate and serially shake extracted with dichloromethane (DCM). Less sample was used when high concentrations of extractable organic matter was present. The sample extracts were concentrated by Kuderna-Danish and nitrogen blow down techniques. Sulfur and polar interferences were removed with a copper powder and alumina, respectively. The sample extracts and diluents were split prior to analysis. The extracts were fortified with internal standards and submitted for analyses using a high resolution gas chromatograph equipped with a flame ionization detector (GC/FID) and a high-resolution gas chromatograph equipped with a mass spectrometer operated in the selected ion monitoring mode (GC/MS/SIM).

High Resolution Hydrocarbon Fingerprint

The sample extracts were analyzed using GC/FID. High resolution GC/FID fingerprints were generated over a broad carbon range (approximately n-C_9 to n-C_{40}) that provided an overall assessment of the semivolatile hydrocarbons present in each sample. These fingerprints provided information on the dominant extractable hydrocarbons that might include pyrogenic polycyclic aromatic hydrocarbons (PAHs), petroleum products, and detrital vegetation.

Polycyclic Aromatic Hydrocarbons (PAHs)

The sample extracts were also analyzed using GC/MS/SIM calibrated to allow for quantification of parent and alkylated PAHs (Table 2). This report employs the acronym EPAPAH in reference to the sum of the 16 individual EPA Priority Pollutant PAH compounds (Table 2). The EPAPAHs contain parent or non-alkylated PAHs.

Geochemical Biomarkers

The sample extracts were also analyzed using GC/MS/SIM to measure the concentrations of selected geochemical biomarkers (Table 3). These analytes consist of triterpanes and steranes that help identify the presence of petroleum and coal.

Quality Control

Quality Control samples included a procedural blank (PB), laboratory control sample (LCS), laboratory control sample duplicate (LCSD), and a sample duplicate (D).

Results

Sample GPESB-6WA (13.4-14.5') contained 540 mg/kg to 650 mg/kg of total hydrocarbons (TPH) eluting between *n*-nonane (*n*-C_9) and *n*-tetratriacontane (*n*-C_{44}) (Table 4). Parent PAHs comprise the dominant feature of the high resolution hydrocarbon fingerprint (Figure 2a). This fingerprint differed from the normal alkanes and other fingerprinting features of fossil fuels (Figure 2c). The PAH histogram exhibited pyrogenic 2- to 6-Ring PAHs[1] (Figure 3a). The high proportions of naphthalene (N0) relative to benzo(a)pyrene (BAP) indicated little environmental weathering. Diagnostic source ratios, like FL0/PY0 = 1.2, were consistent with coal tar (Table 4). The sum of the concentration of geochemical biomarkers was far less than the concentrations of heavy PAHs Biomarkers/HPAH < 0.01) which indicated little, if any, petroleum or coal (Biomarkers/HPAH > 1.0) (Table 4). In summary, sample GPESB-6WA (13.4-14.5') contained coal tar or a coal tar product, like creosote.

Sample GPESB-7A (15-16') contained 5,300 mg/kg TPH (Table 4). The dominant compounds in this sample were the parent PAHs (Figure 2b). The PAH pattern and the high relative abundance of N0 relative to BAP in GPESB-7A (15-16') (Figure 3b) closely resembled GPESB-6WA (13.4-14.5') (Figure 3a). The diagnostic source ratios in GPESB-7A (15-16') (FL0/PY0 = 1.3) matched GPESB-6WA (13.4-14.5') (FL0/PY0 = 1.2) well (Table 2). Again, the amount of fossil fuel was very low (Biomarker/HPAH = 0.0013). Collectively, these lines of evidence indicate the presence of a coal tar or coal tar product.

The complete analytical results are attached to this report.

Summary

Samples GPESB-6WA (13.4-14.5') and GPESB-7A (15-16') contained coal tar or coal tar product (e.g., creosote) of similar origin.

Please do not hesitate to call me at (781) 264-7081 if you have any questions.

Sincerely,



Stephen Emsbo-Mattingly, Senior Scientist

[1] Pyrogenic PAHs form during the partial combustion or pyrolysis of organic matter. A pyrogenic PAH pattern exhibits high abundance of parent PAHs relative to the alkylated PAHs; e.g., N0 > N1 > N2, before weathering. By contrast, petroleum possesses petrogenic PAH patterns consisting of low parent PAH abundance relative to the alkylated PAHs; e.g., N0 < N1 < N2. By contrast, Finally, diagenetic PAHs, like retene and perylene, form naturally in sediments containing specific types of decayed vegetation.

Table 1. Field Sample Summary.

Sample ID	Lab ID	Matrix	Collected	Received	High Resolution Hydrocarbon Fingerprint EPA8015B Mod.	Parent and Alkylated PAHs EPA8270C Mod.	Biomarker Fingerprints EPA8270C Mod.
GPESB-6WA (13.5-14.5')	0710062-01	Soil	10/03/07	10/06/07	**X**	**X**	**X**
GPESB-7A (15-16')	0710062-02	Soil	10/03/07	10/06/07	**X**	**X**	**X**
Total					2	2	2

Table 2. PAH Analytes (GC/MS/SIM).

Analytes	Abbrev	Rings	Total PAHs	EPA PAHs	Parent PAH	Alkyl-PAH	Dia-genetic PAH	Light PAHs	Heavy PAHs
Naphthalene	N0	2	X	X	X			X	
C1-Naphthalenes	N1	2	X			X		X	
C2-Naphthalenes	N2	2	X			X		X	
C3-Naphthalenes	N3	2	X			X		X	
C4-Naphthalenes	N4	2	X			X		X	
Biphenyl	B	2	X		X			X	
Dibenzofuran	DF	3	X		X			X	
Acenaphthylene	AY	3	X	X	X			X	
Acenaphthene	AE	3	X	X	X			X	
Fluorene	F0	3	X	X	X			X	
C1-Fluorenes	F1	3	X			X		X	
C2-Fluorenes	F2	3	X			X		X	
C3-Fluorenes	F3	3	X			X		X	
Anthracene	A0	3	X	X	X			X	
Phenanthrene	P0	3	X	X	X			X	
C1-Phenanthrenes/Anthracenes	PA1	3	X			X		X	
C2-Phenanthrenes/Anthracenes	PA2	3	X			X		X	
C3-Phenanthrenes/Anthracenes	PA3	3	X			X		X	
C4-Phenanthrenes/Anthracenes	PA4	3	X			X		X	
Retene	RET	3	X				X	X	
Dibenzothiophene	DBT0	3	X		X			X	
C1-Dibenzothiophenes	DBT1	3	X			X		X	
C2-Dibenzothiophenes	DBT2	3	X			X		X	
C3-Dibenzothiophenes	DBT3	3	X			X		X	
C4-Dibenzothiophenes	DBT4	3	X			X		X	
Benzo(b)fluorene	BF	4	X		X				X
Fluoranthene	FL0	4	X	X	X				X
Pyrene	PY0	4	X	X	X				X
C1-Fluoranthenes/Pyrenes	FP1	4	X			X			X
C2-Fluoranthenes/Pyrenes	FP2	4	X			X			X
C3-Fluoranthenes/Pyrenes	FP3	4	X			X			X
C4-Fluoranthenes/Pyrenes	FP4	4	X			X			X
Naphthobenzothiophenes	NBT0	4	X		X				X
C1-Naphthobenzothiophenes	NBT1	4	X			X			X
C2-Naphthobenzothiophenes	NBT2	4	X			X			X
C3-Naphthobenzothiophenes	NBT3	4	X			X			X
C4-Naphthobenzothiophenes	NBT4	4	X			X			X
Benz[a]anthracene	BA0	4	X	X	X				X
Chrysene/Triphenylene	C0	4	X	X	X				X
C1-Chrysenes	BC1	4	X			X			X
C2-Chrysenes	BC2	4	X			X			X
C3-Chrysenes	BC3	4	X			X			X
C4-Chrysenes	BC4	4	X			X			X
Benzo[b]fluoranthene	BBF	5	X	X	X				X
Benzo[k]fluoranthene	BJKF	5	X	X	X				X
Benzo[a]fluoranthene	BAF	5	X		X				X
Benzo[e]pyrene	BEP	5	X		X				X
Benzo[a]pyrene	BAP	5	X	X	X				X
Perylene	PER	5	X				X		X
Indeno[1,2,3-cd]pyrene	IND	6	X	X	X				X
Dibenz[a,h]anthracene	DA	5	X	X	X				X
Benzo[g,h,i]perylene	GHI	6	X	X	X				X
Total			52	16	23	27	2	25	27

Table 3. Geochemical Biomarkers (GC/MS/SIM)

Analytes	Abbrev	Triterpane	Sterane	Total Biomarkers
C23 Tricyclic Terpane	t23	X		X
C24 Tricyclic Terpane	t24	X		X
C25 Tricyclic Terpane	t25	X		X
C24 Tetracyclic Terpane	te24	X		X
C26 Tricyclic Terpane-22S	t26S	X		X
C26 Tricyclic Terpane-22R	t26R	X		X
C28 Tricyclic Terpane-22S	t28S	X		X
C28 Tricyclic Terpane-22R	t28R	X		X
C29 Tricyclic Terpane-22S	t29S	X		X
C29 Tricyclic Terpane-22R	t29R	X		X
18a-22,29,30-Trisnorneohopane-TS	Ts	X		X
C30 Tricyclic Terpane-22S	t30S	X		X
C30 Tricyclic Terpane-22R	t30R	X		X
17a(H)-22,29,30-Trisnorhopane-TM	Tm	X		X
17a/b,21b/a 28,30-Bisnorhopane	BNH	X		X
17a(H),21b(H)-25-Norhopane	25N	X		X
30-Norhopane	H29	X		X
18a(H)-30-Norneohopane-C29Ts	C29Ts	X		X
17a(H)-Diahopane	X	X		X
30-Normoretane	M29	X		X
18a(H)&18b(H)-Oleananes	OL	X		X
Hopane	H30	X		X
Moretane	M30	X		X
30-Homohopane-22S	H31S	X		X
30-Homohopane-22R	H31R	X		X
30,31-Bishomohopane-22S	H32S	X		X
30,31-Bishomohopane-22R	H32R	X		X
30,31-Trishomohopane-22S	H33R	X		X
30,31-Trishomohopane-22R	H33S	X		X
Tetrakishomohopane-22S	H34R	X		X
Tetrakishomohopane-22R	H34S	X		X
Pentakishomohopane-22S	H35S	X		X
Pentakishomohopane-22R	H35R	X		X
13b(H),17a(H)-20S-Diacholestane	d27S		X	X
13b(H),17a(H)-20R-Diacholestane	d27R		X	X
13b,17a-20S-Methyldiacholestane	d28S		X	X
14a(H),17a(H)-20S-Cholestane	aa27S		X	X
14a(H),17a(H)-20R-Cholestane	aa27R		X	X
13b,17a-20R-Ethyldiacholestane	d29R		X	X
13a,17b-20S-Ethyldiacholestane	d29S		X	X
14a,17a-20S-Methylcholestane	aa28S		X	X
14a,17a-20R-Methylcholestane	aa28R		X	X
14a(H),17a(H)-20S-Ethylcholestane	aa29S		X	X
14a(H),17a(H)-20R-Ethylcholestane	aa29R		X	X
14b(H),17b(H)-20R-Cholestane	bb27R		X	X
14b(H),17b(H)-20S-Cholestane	bb27S		X	X
14b,17b-20R-Methylcholestane	bb28R		X	X
14b,17b-20S-Methylcholestane	bb28S		X	X
14b(H),17b(H)-20R-Ethylcholestane	bb29R		X	X
14b(H),17b(H)-20S-Ethylcholestane	bb29S		X	X
Total		33	17	50

Table 4. Summary of Results.

Analyte	TPH C_9-C_{44} (mg/kg)	Total PAHs (mg/kg)	EPAPAHs (mg/kg)	EPAPAHs / TPH	FL0 / PY0	DBT2 / PA2	BF / FP1	Biomarkers / HPAH
GPESB-6WA (13.5-14.5')	540	143.917	120.01	0.22	1.2	0.16	0.25	0.00014
GPESB-6WA (13.5-14.5') Duplicate	650	145.666	117.4	0.18	1.2	0.20	0.23	0.00018
GPESB-7A (15-16')	5300	3261.21	2622.2	0.49	1.3	0.13	0.34	0.00013
Reference Crude Oil	590000	13.98336	1.17081	0.000002	0.32	0.84	0.00	1.3
Method Blank	3.1	0.01931	0.00264	0.0009	-	-	-	-

See Tables 2 and 3 for complete analyte identities.

Figure 1. Site Map

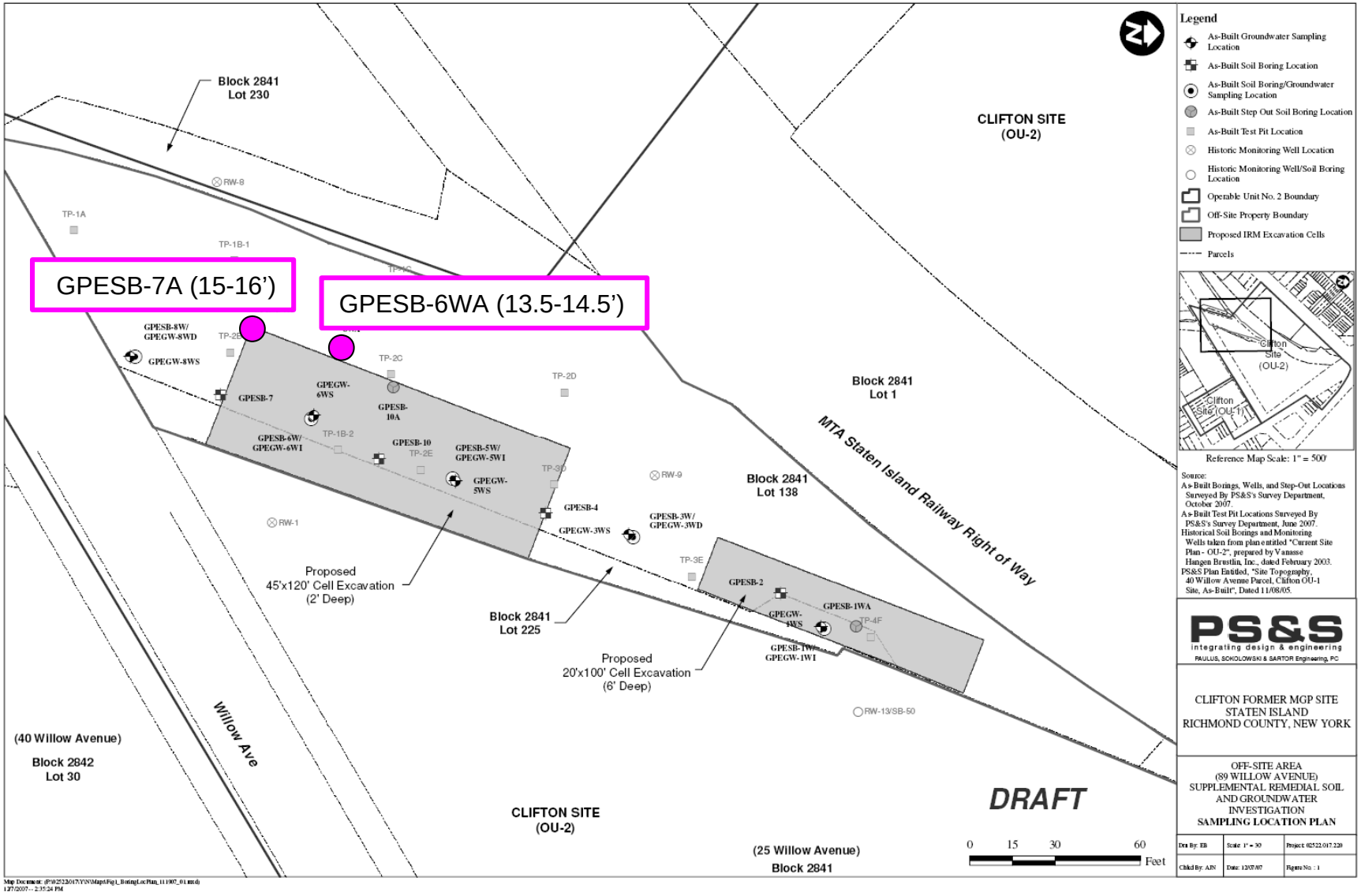

Figure 2. High Resolution Hydrocarbon Fingerprints by GC/FID.

a. GPESB-6WA (13.5-14.5')

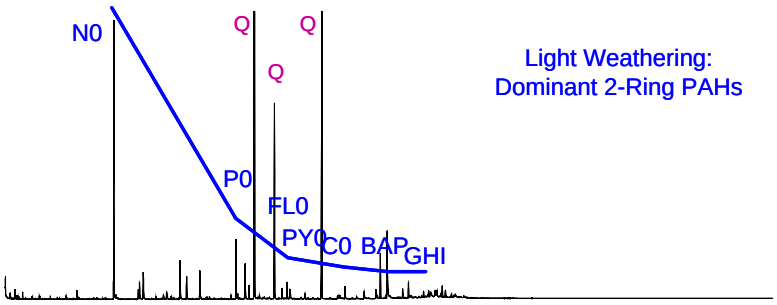

b. GPESB-7A (15-16')

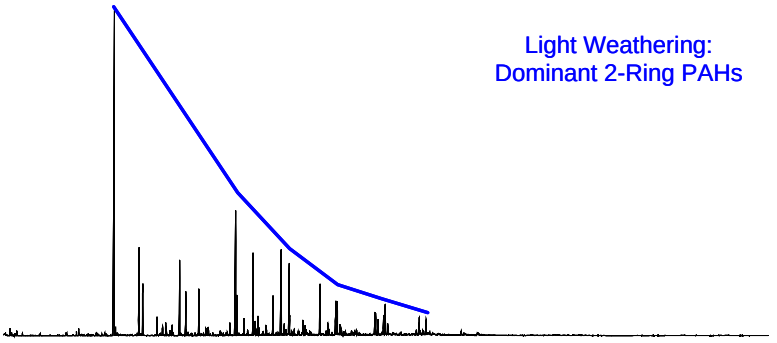

c. Reference Crude Oil

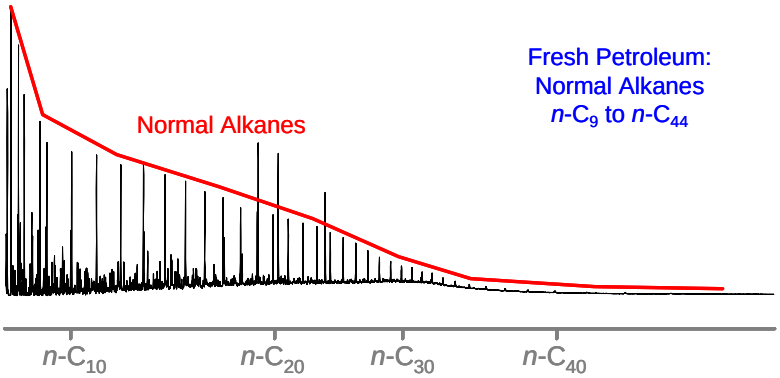

Q Quality control compounds
See Table 2 for PAH identities

Figure 3. PAH Fingerprints.

a. GPESB-6WA (13.5-14.5')

b. GPESB-7A (15-16')

c. Reference Crude Oil

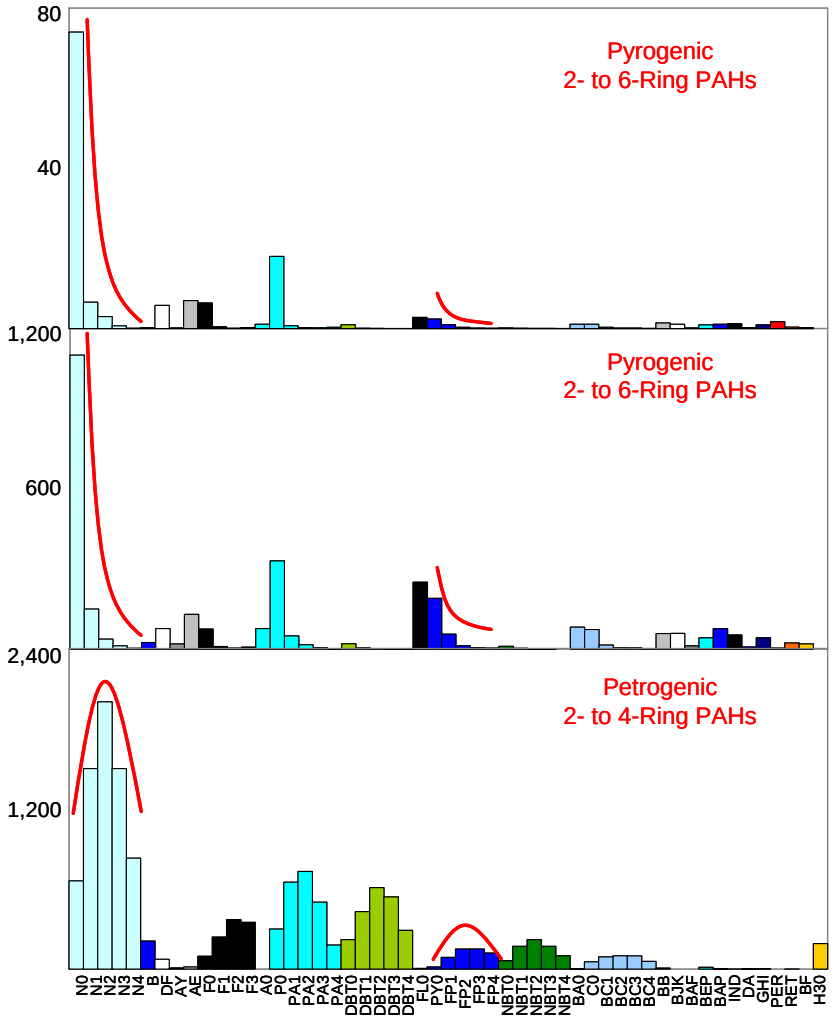

See Tables 2 and 3 for analyte identities

Attachment
Laboratory Data Package

ANALYTICAL REPORT

Prepared for:
NewFields
100 Ledgewood Place, Suite 302
Rockland, MA 02370

Project:	PSANDS-Former Clifton MGP Site
ETR:	0710062
Report Date:	December 04, 2007

Certifications and Accreditations

Massachusetts M-MA030
Connecticut PH-0141
New Hampshire 2206
Rhode Island LAO00289
New Jersey MA015
Maine MA0030
New York 11627
Louisiana 03090
Florida E87814
Pennsylvania 68-02089
Army Corps of Engineers
Department of the Navy

This report shall not be reproduced except in full, without written approval from the laboratory.

320 Forbes Blvd, Mansfield, MA 02048, (508) 822-9300, Fax (508) 822-3288

Sample ID Cross Reference

Client: **NewFields**
Project: **PSANDS-Former Clifton MGP Site**

Lab Code: **MA00030**
ETR: **0710062**

Lab Sample ID	Client Sample ID
0710062-01	GPESB-6WA (13.5-14.5')
0710062-02	GPESB-7A (15-16')

Certificate/Approval Program Summary

Method numbers assume the most recent EPA revisions. For a complete listing of analytes for the referenced methods please contact your Alpha Woods Hole Lab Project Manager or the Quality Assurance Manager.

Connecticut Department of Public Health Certificate/Lab ID : PH-0141 - *Wastewater* (General Chemistry: EPA 120.1, 150.1, 160.1, 160.2, 180.1, 300.0, 310.1, 335.2, 365.2; Metals: 200.8, 245.1; Organics: 608, 624, 625, ETPH) *Solid Waste/Soil* (General Chemistry: 1010, 9010/9014, 9045, 9060; Metals: 6020, 7470, 7471; Organics: 8081, 8082, 8260, 8270, ETPH).

Florida Department of Health Certificate/Lab ID : E87814 - Primary NELAP Accreditation Authority for Air & Emissions. Secondary NELAP Accreditation for Wastwater and Solid & Hazardous Waste. *Wastewater* (General Chemistry: EPA 120.1/SM2510B, 150.1, 160.1/SM2540C, 160.2/SM2540D, 180.1, 300.0, 335.2, 365.2, SM2320B, SM2340B, SM2540G, SM4500NH3; Metals: 245.1; Organics: 608, 624, 625). *Solid and Hazardous Waste* (General Chemistry: 9010/9014, 9045, 9050, 9056, 9065, Reactivity 7.3; Metals: 6020, 7470, 7471; Organics: 8081, 8082, 8260, 8270). *Air & Emissions* (Organics: EPA TO-15).

Louisiana Department of Environmental Quality Certificate/Lab ID : 03090 - Primary NELAP Accrediting Authority for Wastewater, Solid & Hazardous Waste. *Wastewater* (General Chemistry: EPA 120.1/SM2510B, 150.1, 160.1/SM2540C, 160.2/SM2540D, 180.1, 300.0, 310.1/SM2320B, 335.2, 365.2, 376.2, 9010/9014, 9056, SM2540G; Metals: 200.8, 245.1, 6020; Organics: 608, 624, 625, 8015-DRO/GRO, 8081, 8082, 8260, 8270). *Solid and Hazardous Waste* (General Chemistry: 1010, 1311, 9010/9014, 9040, 9045, 9056, 9060, Reactivity 7.3; Metals: 6020, 7196, 7470, 7471; Organics: 8015-DRO/GRO, 8081, 8082, 8260, 8270).

Maine Department of Human Services Certificate/Lab ID : MA0030 - *Wastewater* (General Chemistry: EPA 120.1/ SM2510B, 160.1/SM2540C, 160.2/SM2540D, 300.0, 310.1/SM2320B, 335.2, 365.2; Metals: EPA 245.1; Organics: 608, 624).

Massachusetts Department of Environmental Protection Certificate/Lab ID: M-MA030 - *Wastewater* (General Chemistry: EPA 120.1/SM2510B, 150.1, 160.1/SM2540C, 160.2/SM2540D, 300.0, 310.1/SM2320B, 335.2, 365.2; Metals: EPA 245.1; Organics: EPA 608, 624).

New Hampshire Department of Environmental Services Certificate/Lab ID: 2206 - Secondary NELAP Accreditation. *Wastewater* (General Chemistry: EPA 120.1/SM2510B, 150.1, 160.1/SM2540C, 160.2/SM2540D, 180.1, 300.0, 310.1/SM2320B, 335.2, 365.2, 376.2, SM2540G; Metals: 200.8, 245.4; Organics: 608, 624, 625).

New Jersey Department of Environmental Protection Certificate/Lab ID : MA015 - Secondary NELAP Accreditation. *Wastewater* (General Chemistry: EPA 120.1/SM2510B, 150.1, 160.1/SM2540C, 160.2/SM2540D, 180.1, 300.0, 310.1/SM2320B, 335.2, 376.2, 9010/9014, 9056, SM2540G; Metals: 200.8, 245.1 6020; Organics: 608, 624, 625, 8081, 8082, 8260, 8270). *Solid & Hazardous Waste* (General Chemistry: EPA 1010, 1311, 9010/9014, 9040, 9045, 9056, 9060; Metals: 6020, 7196, 7470, 7471; Organics: 8015-DRO/GRO, 8081, 8082, 8260, 8270). *Air & Emissions* (Organics: EPA TO-15).

New York Department of Health Certificate/Lab ID : 11627 - Secondary NELAP Accreditation. *Wastewater* (General Chemistry: EPA 120.1/SM2510B, 150.1, 160.1/SM2540C, 160.2/SM2540D, 300.0, 310.1/SM2320B, 365.2, 376.2; Metals: 245.1; Organics: 608, 624, 625). *Solid and Hazardous Waste* (General Chemistry: EPA 1010, 1311; : 245.1; 6020, 7041; Organics: 8081, 8082, 8260, 8270). *Air & Emissions* (Organics: EPA TO-15).

Rhode Island Department of Health Certificate/Lab ID : LAO00289 - Chemistry: *Organic and Inorganic in Non-Poratable Water, Wastewater/Sewage and Soil* (Refer to LADEQ and MADEP certificates for method numbers.)

Pennsylvania Department of Environmental Protection Certificate/Lab ID : 68-02089 - Registered laboratory

U.S. Army Corps of Engineers

Department of the Navy

CASE NARRATIVE
Alpha Woods Hole Lab

ETR: 0710062
Project: PSANDS-Former Clifton MGP Site

All analyses were performed according to Alpha Woods Hole Labs quality assurance program and documented Standard Operating Procedures (SOPs). The analytical results contained in this report were performed within holding time, and with appropriate quality control measures, except where noted. A summary of all state and federal accreditations is provided within this report. Blank correction of results is not performed in the laboratory for any parameter. Alpha Woods Hole Labs certifies that the test results within meet all of the requirements of NELAC, for all NELAC accredited parameters.

Total Saturated Hydrocarbons and Total Petroleum Hydrocarbons by GC/FID

Samples for Total Petroleum Hydrocarbons were analyzed following the procedures in Alpha Woods Hole Lab SOP *Total Petroleum and Saturated Hydrocarbons by Gas Chromatography/Flame Ionization Detector (Revision 3.0, 06/19/06)* Method 8015mod. Soil samples (approximately 10g) are spiked with surrogate compounds and extracted by *Shaker Table Extraction (Revision 0.0, 02/20/02)*. Solvent extracts are dried over sodium sulfate and concentrated to an appropriate volume as determined by gravimetric weighing. A pre-determined volume of the extract is alumina cleaned (*Alumina Column Cleanup of Organic Extracts, Revision 0.0, 02/21/1999*) and concentrated to a 1mL final volume. Extracts are analyzed by gas chromatography with flame ionization detection (FID). A multi-level initial calibration over the n-alkane range from C9-C40 was evaluated and quantified using internal standard techniques prior to sample analysis.

1. The method blank SS101607B13 contained low-level target compounds detected above the reporting limit. Associated field sample results would be flagged with "B" qualifiers if the concentration of the analyte in the sample was less than 5X the concentration in the blank. Please note that no "B" qualifiers were utilized.

The enclosed results of analyses are representative of the samples as received by the laboratory. Alpha Woods Hole Labs makes no representations or certifications as to the method of sample collection, sample identification, or transporting/handling procedures used prior to the receipt of samples by Alpha Woods Hole Labs. To the best of my knowledge, the information contained in this report is accurate and complete. For any questions regarding this report, please contact the signatory below at 508-822-9300.

Approved by: Elizabeth Porta Title: Organics Manager Date: 12/4/07
Elizabeth Porta **Organics Manager**

Sample Preparation

Alpha Woods Hole Lab
Batch Weight Report
10/16/2007

Lab ID	QC Type	0710062SOIL - Sample
0710062-01	D	10.03
0710062-01	SAM	10
0710062-02	SAM	10
SS101607B13	B	30
SS101607LCS04LCS	OP NEWFIE	30
SS101607LCS04LCS	OP SHC	30
SS101607LCS04LCS	OP Steranes/Triterpanes	30
SS101607LCSD04LCSD	NEWFIE	30
SS101607LCSD04LCSD	SHC	30
SS101607LCSD04LCSD	Steranes/Triterpanes	30

METHYLENE CHLORIDE C29E28 (tank) C38466(bottle)
ACETONE: C23E02 HEXANE: C36E09

COPPER: B48607 SULFURIC ACID: 3104070

GLASS WOOL: 4303309989 SODIUM SULFATE: C30598

DIATEMACEOUS EARTH: 33504

Alpha Woods Hole Lab
Batch Prep Spike Report

10/16/2007 0710062SOIL - OP NEWFIE Analyst: GJP Witness: SS

Lab ID	QC Type	OP NEWFIE - surr	Vol OP NEWFIE - surr	Units OP NEWFIE - surr	OP NEWFIE - spk 1	Vol OP NEWFIE - spk 1	Units OP NEWFIE - spk 1	OP NEWFIE - spk 2	Vol OP NEWFIE - spk 2	Units OP NEWFIE - spk 2
0710062-01	D	WHAE75	2	ml	WHAE47	200	µl			
0710062-01	SAM	WHAE75	2	ml	WHAE47	200	µl			
0710062-02	SAM	WHAE75	2	ml	WHAE47	200	µl			
SS101607B13	B	WHAE75	100	µl	WHAE78	200	µl			
SS101607LCS04	LCS	WHAE75	100	µl	WHAE78	200	µl	WHAE68	100	µl
SS101607LCSD04	LCSD	WHAE75	100	µl	WHAE78	200	µl	WHAE68	100	µl

Test: PAH/SHC

Standard Type: Surrogate / LCS / MS-MSD

LFB / Other : LOW.

ID. WHAE75
Conc. 10ug/ml 500ug/ml .

Test: BIOMARKERS

Standard Type: Surrogate / LCS / MS-MSD

LFB / Other Low

ID# WHAE78
Conc. 10ug/ml

Test: PAH/SHC

Standard Type: Surrogate / LCS / MS-MSD

LFB / Other

ID# WHAD68
Conc. 10ug/ml 500ug/ml .

Test: BIOMARKERS

Standard Type: Surrogate / LCS / MS-MSD

LFB / Other High

ID# WHAE47
Conc. 100ug/ml

Alpha Woods Hole Lab
Batch Prep Report

10/16/2007 0710062SOIL - OP SHC

Lab ID	QC Type	Prep Method	Analyst	Prep Start Date	Prep Completed	TCLP Date	Initial Amount (g or ml)	Final Volume (ml)	Solvent Ex	Conc. Analyst	Conc. Date	Conc. Method	Transfer Volume (ml)	Vialed By	Vialed Date	Cell Number
0710062-01	D	Shaker	GJP	10/16/2007	10/26/2007		10.03	5.56	False	MA	10/23/2007	KD Flask	0.15	MA	10/26/2007	
0710062-01	SAM	Shaker	GJP	10/16/2007	10/26/2007		10	5.56	False	MA	10/23/2007	KD Flask	0.15	MA	10/26/2007	
0710062-02	SAM	Shaker	GJP	10/16/2007	10/26/2007		10	8.7	False	MA	10/23/2007	KD Flask	0.15	MA	10/26/2007	
SS101607B13	B	Shaker	GJP	10/16/2007	10/26/2007		30	2	False	MA	10/23/2007	KD Flask	0.15	MA	10/26/2007	
SS101607LCS04	LCS	Shaker	GJP	10/16/2007	10/26/2007		30	2	False	MA	10/23/2007	KD Flask	0.15	MA	10/26/2007	
SS101607LCSD04	LCSD	Shaker	GJP	10/16/2007	10/26/2007		30	2	False	MA	10/23/2007	KD Flask	0.15	MA	10/26/2007	

Alpha Woods Hole Lab
Batch Prep Report

10/16/2007 0710062SOIL - OP SHC

Lab ID	Notes
0710062-01	1st Prep
0710062-01	1st Prep
0710062-02	1st Prep
SS101607B13	1st Prep
SS101607LCS04	1st Prep
SS101607LCSD04	1st Prep

Pre-Alumina Column Gravimetric Determination

Analyst: MA
Date: 10/23/07

BATCH: 0710062

Entered by: MA
Verified by:

ETR #	Sample #	QC (MB, LCS, D)	Final Volume of Extract (ul)	Aliquot Removed #1 (ul)	Aliquot Removed #2 (ul)	Aliquot Weight #1 (mg)	Aliquot Weight #2 (mg)	Total Extract Oil Weight (mg)	Volume Removed For Column (ul)	Oil to Column (mg)	Dilution Factor	QC (%R, RPD)
		LCS	10000	50	N/A	0.249	N/A	49.80	N/A	N/A	N/A	100%
0710062	1	D	5000	50	N/A	0.435	N/A	43.50	900	7.82	5.56	6%
0710062	1		5000	50	N/A	0.411	N/A	41.10	900	7.39	5.56	
0710062	2		10000	50	N/A	0.348	N/A	69.60	1150	8.00	8.70	

Total Extract Oil Weight (mg) = (Final Volume of Extract / Aliquot Removed) * Aliquot Weight
Sample Weight (mg/mL) = 20 * Aliquot Weight (mg)
LCS TV = 5 mg/mL

Oil to Column = Total Extract Oil Weight (mg) / Dilution Factor
Dilution Factor = Final Volumne of Extract (ul) / Volume Removed For Column (ul)

TEMPLATE: GravimetricT.XLT
Duplicates should agree within +/- 10%.

Pre-Alumina Column Gravimetric Determination

Analyst: MA
Date: ######## 10/28/07

BATCH: 0710062

Entered by: MA
Verified by:

ETR #	Sample #	QC (MB, LCS, D)	Final Volume of Extract (ul)	Aliquot Removed #1 (ul)	Aliquot Removed #2 (ul)	Aliquot Weight #1 (mg)	Aliquot Weight #2 (mg)	Total Extract Oil Weight (mg)	Volume Removed For Column (ul)	Oil to Column (mg)	Dilution Factor	QC (%R, RPD)
		LCS	10000	50	N/A	0.249	N/A		N/A	N/A	N/A	0%
0710062	1	D	5000	50	N/A	0.435	N/A					#VALUE!
0710062	1		5000	50	N/A	0.411	N/A					
0710062	2		10000	50	N/A	0.348	N/A					

Total Extract Oil Weight (mg) = (Final Volume of Extract / Aliquot Removed) * Aliquot Weight
Sample Weight (mg/mL) = 20 * Aliquot Weight (mg)
LCS TV = 5 mg/mL

Oil to Column = Total Extract Oil Weight (mg) / Dilution Factor
Dilution Factor = Final Volumne of Extract (ul) / Volume Removed For Column (ul)

TEMPLATE: GravimetricT.XLT
Duplicates should agree within +/- 10%.

Alpha Woods Hole Lab
Batch Clean Up Report

10/16/2007 0710062SOIL - OP SHC

Lab ID	QC Type	Clean Up Method	Analyst	Clean Up Date	Flow Rate	Coll. Start	Coll. End	Concentration Analyst	Conc. Date	Solvent Ex.	Prefractionation Volume (ml)	Fractionation Amount (ml)	Fractionation Factor	Transfer Volume (ml)
0710062-01	D	3610	MA	10/24/2007				MA	10/24/2007	False	5	0.9	0	0.15
0710062-01	SAM	3610	MA	10/24/2007				MA	10/24/2007	False	5	0.9	0	0.15
0710062-02	SAM	3610	MA	10/24/2007				MA	10/24/2007	False	10	1.15	0	0.15
SS101607B13	B	3610	MA	10/24/2007				MA	10/24/2007	False	2	1	0	0.15
SS101607LCS04	LCS	3610	MA	10/24/2007				MA	10/24/2007	False	2	1	0	0.15
SS101607LCSD04	LCSD	3610	MA	10/24/2007				MA	10/24/2007	False	2	1	0	0.15

Alpha Woods Hole Lab
Batch Clean Up Report

10/16/2007 0710062SOIL - OP SHC

Lab ID	Notes
0710062-01	
0710062-01	
0710062-02	
SS101607B13	
SS101607LCS04	
SS101607LCSD04	

Alpha Woods Hole Labs Internal Std Tracking Form

Project Name: PSANDS
ETR: 0710062

ALK-PAH / SHC

Lab ID	Extract Vol (uL)	Standard ID and Vial #	Vol IS Added (uL)	Pre-Injection Vol (uL)	Final Volume Equivalent	Spiked By	Aliquot 1 Removed (uL)	Aliquot 2 Removed (uL)	Date
0710062	900	WHAE91#1	100	1000	5.56	MA	150	150	10/26/07
0710062	900	WHAE91#1	100	1000	5.56	MA	150	150	10/26/07
0710062	900	WHAE91#1	100	1000	8.70	MA	150	150	10/26/07
0710062	900	WHAE91#1	100	1000	1.00	MA	150	150	10/26/07
0710062	900	WHAE91#1	100	1000	1.00	MA	150	150	10/26/07
0710062	900	WHAE91#1	100	1000	1.00	MA	150	150	10/26/07

Forensic Preparation Checklist

ETR: 0710062 **Client:** Newfields **Project:** PSANDS

Workplan Present	

Workplan Reviewed With Project Manager	

Test Requested	
ALK-PAH	X
SHC	X
BIOMARKER	X
HOMOLOG	
Pb	
PHENOL	
OTHER	

Required Cleanups	
No Cleanup Required	
Copper	X
Conc. Sulfuric Acid	
GPC	
Silica Gel 923 Grade Glass Column	
Alumina (Super I) Glass Column	X
Alumina (F20) Glass Column	

Sample Observations			
Normal Weight/Volume Extracted		Lesser Amount Used - Sheen Present On Sample	
Lesser Amount Used - Low Sample Volume Provided		Lesser Amount Used - Suspected High Target Analytes	
Lesser Amount Used - Strong Hydrocarbon Odor		Sediment At Bottom Of Water Sample Jar	
Project Specific Weight Used		No Observations	X
Other:			

Extraction Notes	
Emulsions During Shake	
Samples Extracted Outside Of Hold Time	
No Observations	X
Other:	

Identify Matrix - Circle One
Soil/Sediment/Water/Sheen/NAPL
Sludge/Solid/Tissue/Product/Oil
Net/Wipe

	Date	Initials
1st Extraction	10/16/07	GJP
2nd Extraction	↓	↓
3rd Extraction	↓	↓

Concentration Notes			
Greater Final Volume - High Viscosity		Greater Final Volume - Inability To Concentrate Further	
Precipitate Formed During Concentration	X	No Observations	
Other: white precipitate on sample 1 and 1D		**RIS Spike Witness:** BA	**Date:** 10/26/07

Cleanup Notes			
Channeling in Columns		No Observations	
Other: High amount of sulfer in both samples: 1, 1D, and 2			

Batch Reviewed

Analyst: [signature]

Date: 11/12/07

Batch Completed

Analyst: [signature]

Date: 10/26/07

TOTAL PETROLEUM HYDROCARBONS

Form I
Total Saturated Hydrocarbons by GC/FID

ALPHA WOODS HOLE LABS

Client: **NewFields**
Project: **PSANDS-Former Clifton MGP Site**
Client ID: **GPESB-6WA (13.5-14.5')**
Case: **N/A** SDG: **N/A**
Matrix: **Soil**

Lab Code: **MA00030**
ETR: **0710062**
Lab ID: **0710062-01**
Associated Blank: **SS101607B13**
Concentration Units: **mg/Kg**

Date Collected	Date Received	Date Extracted	Date Analyzed	Percent Solid	Sample Amount (g)	Final Volume (ml)	Dilution Factor	Analyst
10/03/07	10/06/07	10/16/07	10/31/07	71.8	10.00	5.56	1	AC

Parameter	Result
Total Petroleum Hydrocarbons (C9-C44)	**540**

N/A - Not Applicable

Surrogate	% Recovery	Acceptance Range (%)
ortho-Terphenyl	99	50-130
d50-Tetracosane	93	50-130

11/12/07 15:28

Quantitation Report (QT Reviewed)

Data Path : O:\FORENSICS\DATA\PAH1\OCT07\OCT29.SEC\
Data File : A17620.D
Signal(s) : FID2B.CH
Acq On : 31 Oct 2007 6:06 am
Operator : AC
Sample : 0710062-01-AFID
Misc : 1X
ALS Vial : 74 Sample Multiplier: 1

Integration File: SHCINT1.E
Quant Time: Nov 01 11:10:00 2007
Quant Method : C:\MSDCHEM\1\METHODS\HC10920K.M
Quant Title : FID Forensics
QLast Update : Fri Oct 19 13:42:18 2007
Response via : Initial Calibration
Integrator: ChemStation 6890 Scale Mode: Large solvent peaks clipped

Volume Inj. : 1.0
Signal Phase : Rtx-5MS
Signal Info : 0.25mm

Compound	R.T.	Response	Conc Units
Internal Standards			
1) I 5-alpha-androstane	31.45	42849338	50.000 ug/mLm
System Monitoring Compounds			
19) s ortho-terphenyl	29.44	156513464	177.303 ug/mLm
Spiked Amount 50.000	Range 50 - 130	Recovery	= 354.61%#
24) s d50-Tetracosane	36.25	134398972	166.733 ug/mLm
Spiked Amount 50.000	Range 50 - 130	Recovery	= 333.47%#
Target Compounds			
42) h C9-C44 Total Petroleum Hyd	41.42	758460459	871.594 ug/mL
46) h Total Resolved Hydrocarbon	41.42	280580061	322.432 ug/L

(f)=RT Delta > 1/2 Window (m)=manual int.

File :O:\Forensics\Data\PAH1\Oct07\OCT29.SEC\A17620.D
Operator : AC
Acquired : 31 Oct 2007 6:06 am using AcqMethod FRNC1D.M
Instrument : PAH-1
Sample Name: 0710062-01-AFID
Misc Info : 1X
Vial Number: 74

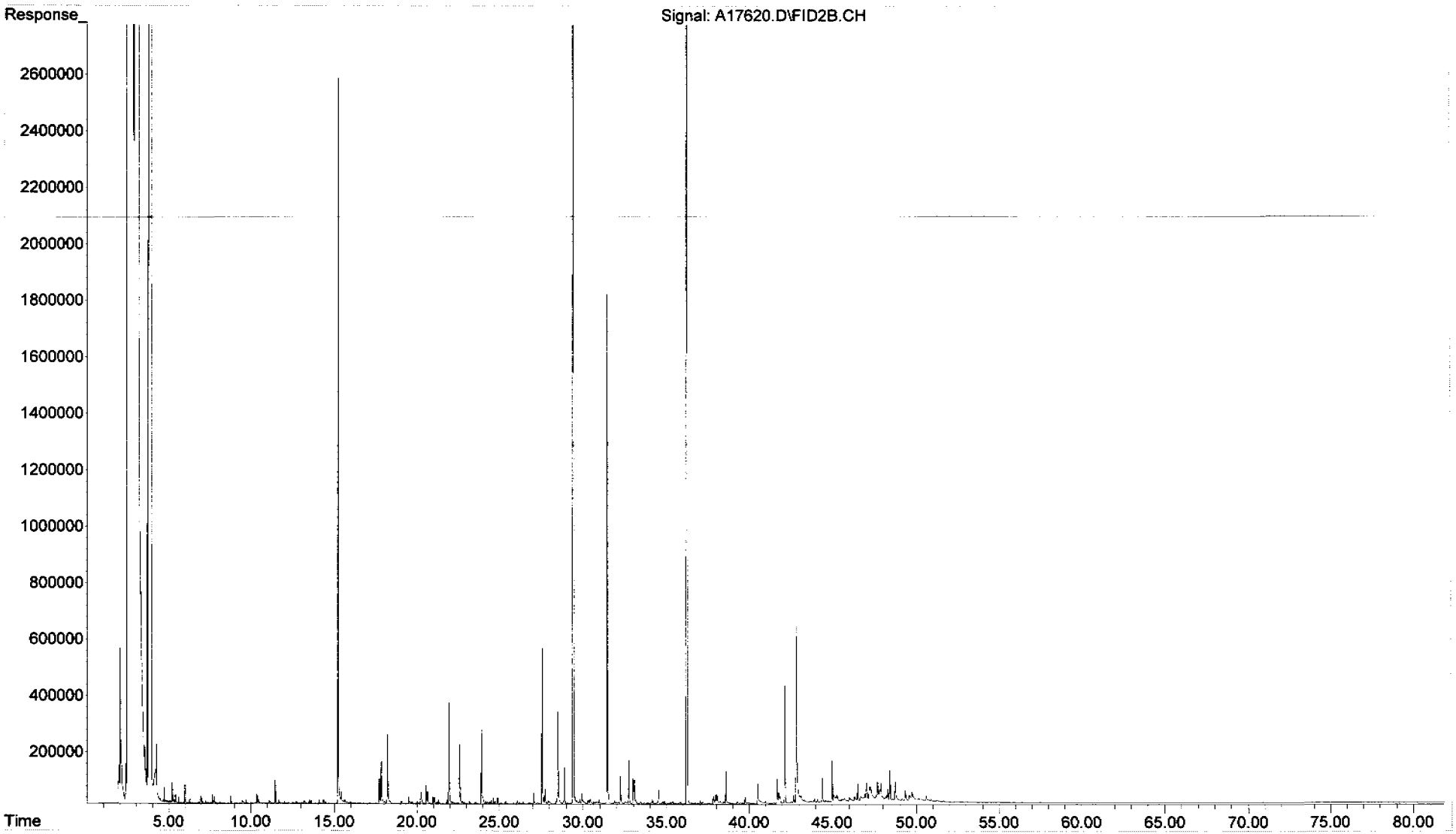

Form I
Duplicate
Total Saturated Hydrocarbons by GC/FID

ALPHA WOODS HOLE LABS

Client: **NewFields**
Project: **PSANDS-Former Clifton MGP Site**
Client ID: **GPESB-6WA (13.5-14.5')**
Case: **N/A** SDG: **N/A**
Matrix: **Soil**

Lab Code: **MA00030**
ETR: **0710062**
Lab ID: **0710062-01 D**
Associated Blank: **SS101607B13**
Concentration Units: **mg/Kg**

Date Collected	Date Received	Date Extracted	Date Analyzed	Percent Solid	Sample Amount (g)	Final Volume (ml)	Dilution Factor	Analyst
10/03/07	10/06/07	10/16/07	10/31/07	71.8	10.03	5.56	1	AC

Parameter	Result
Total Petroleum Hydrocarbons (C9-C44)	**650**

N/A - Not Applicable

Surrogate	% Recovery	Acceptance Range (%)
ortho-Terphenyl	97	50-130
d50-Tetracosane	91	50-130

11/12/07 15:28

Quantitation Report (QT Reviewed)

Data Path : O:\FORENSICS\DATA\PAH1\OCT07\OCT29.SEC\
Data File : A17622.D
Signal(s) : FID2B.CH
Acq On : 31 Oct 2007 7:38 am
Operator : AC
Sample : 0710062-01D-AFID
Misc : 1X
ALS Vial : 75 Sample Multiplier: 1

Integration File: SHCINT1.E
Quant Time: Nov 01 11:10:00 2007
Quant Method : C:\MSDCHEM\1\METHODS\HC10920K.M
Quant Title : FID Forensics
QLast Update : Fri Oct 19 13:42:18 2007
Response via : Initial Calibration
Integrator: ChemStation 6890 Scale Mode: Large solvent peaks clipped

Volume Inj. : 1.0
Signal Phase : Rtx-5MS
Signal Info : 0.25mm

Compound	R.T.	Response	Conc Units
Internal Standards			
1) I 5-alpha-androstane	31.45	53035303	50.000 ug/mLm
System Monitoring Compounds			
19) s ortho-terphenyl	29.45	191696009	175.451 ug/mLm
Spiked Amount 50.000	Range 50 - 130	Recovery	= 350.90%#
24) s d50-Tetracosane	36.25	164129557	164.509 ug/mLm
Spiked Amount 50.000	Range 50 - 130	Recovery	= 329.02%#
Target Compounds			
42) h C9-C44 Total Petroleum Hyd	41.42	1070287812	993.713 ug/mL
46) h Total Resolved Hydrocarbon	41.42	411143135	381.727 ug/L

(f)=RT Delta > 1/2 Window (m)=manual int.

File :O:\Forensics\Data\PAH1\Oct07\OCT29.SEC\A17622.D
Operator : AC
Acquired : 31 Oct 2007 7:38 am using AcqMethod FRNC1D.M
Instrument : PAH-1
Sample Name: 0710062-01D-AFID
Misc Info : 1X
Vial Number: 75

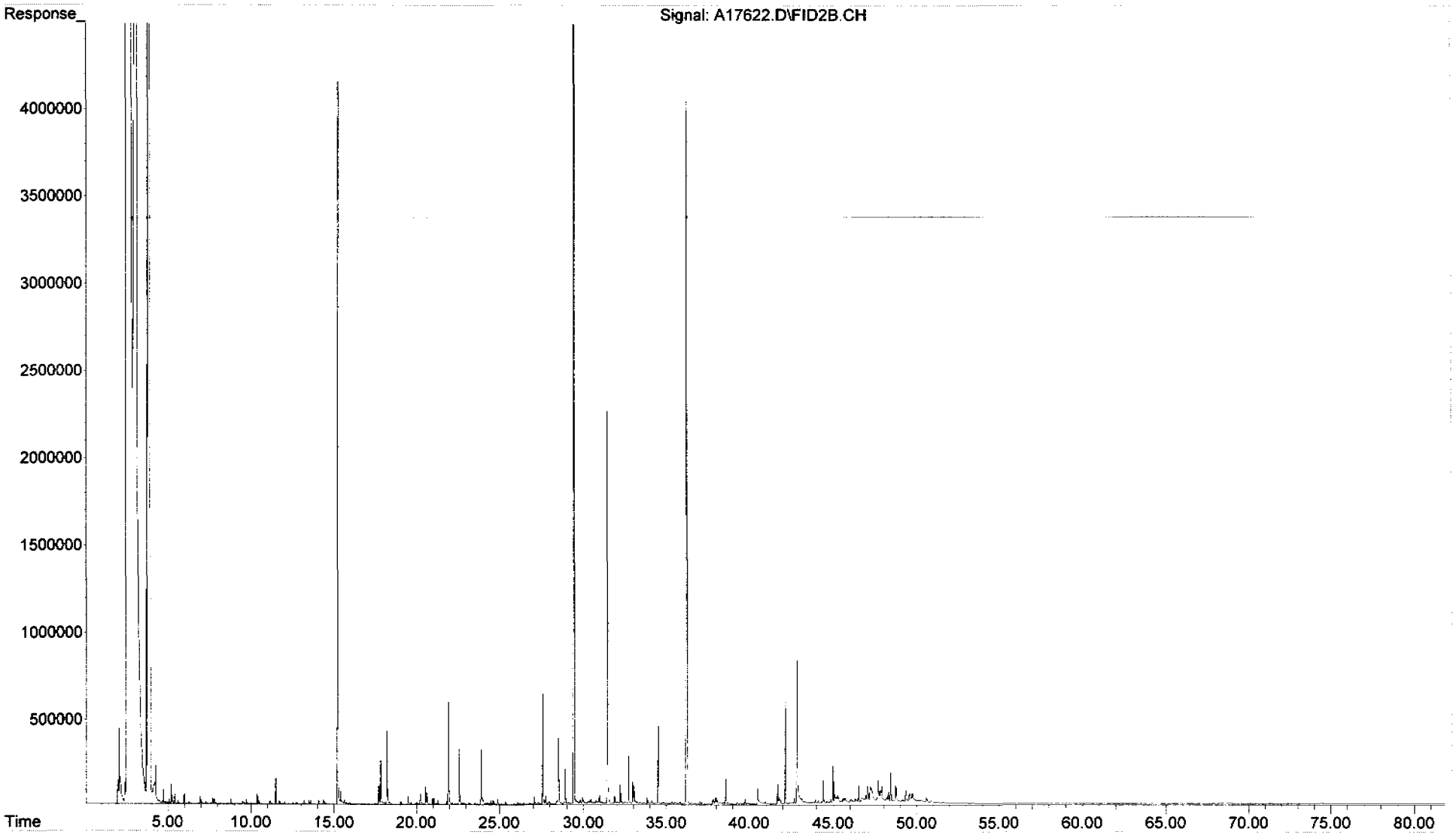

Duplicate
Total Saturated Hydrocarbons by GC/FID

ALPHA WOODS HOLE LABS

Client: **NewFields**
Project: **PSANDS-Former Clifton MGP Site**
Client ID: **GPESB-6WA (13.5-14.5')**
Case: **N/A** SDG: **N/A**
Matrix: **Soil**

Lab Code: **MA00030**
ETR: **0710062**
Lab ID: **0710062-01**
Associated Blank: **SS101607B13**
Concentration Units: **mg/Kg**

Date Collected	Date Received	Date Extracted	Percent Solid	Analyst
10/03/07	10/06/07	10/16/07	71.8	AC

Parameter	Sample Result	Duplicate Result	RPD	RPD Limit
Total Petroleum Hydrocarbons (C9-C44)	**540**	**650**	20	30

N/A - Not Applicable

Surrogate	% Recovery		Acceptance Range (%)
ortho-Terphenyl	99	97	50-130
d50-Tetracosane	93	91	50-130

Concentrations reported as calculated values, which includes rounding for significant figures. RPD values are reported based on the unrounded calculated result.

11/12/07 15:29

Form I
Total Saturated Hydrocarbons by GC/FID

ALPHA WOODS HOLE LABS

Client: **NewFields**
Project: **PSANDS-Former Clifton MGP Site**
Client ID: **GPESB-7A (15-16')**
Case: **N/A** SDG: **N/A**
Matrix: **Soil**

Lab Code: **MA00030**
ETR: **0710062**
Lab ID: **0710062-02**
Associated Blank: **SS101607B13**
Concentration Units: **mg/Kg**

Date Collected	Date Received	Date Extracted	Date Analyzed	Percent Solid	Sample Amount (g)	Final Volume (ml)	Dilution Factor	Analyst
10/03/07	10/06/07	10/16/07	10/31/07	64.8	10.00	8.7	1	AC

Parameter	Result
Total Petroleum Hydrocarbons (C9-C44)	**5300**

N/A - Not Applicable

Surrogate	% Recovery	Acceptance Range (%)
ortho-Terphenyl	90	50-130
d50-Tetracosane	89	50-130

11/12/07 15:31

Quantitation Report (QT Reviewed)

Data Path : O:\FORENSICS\DATA\PAH1\OCT07\OCT29.SEC\
Data File : A17624.D
Signal(s) : FID2B.CH
Acq On : 31 Oct 2007 9:11 am
Operator : AC
Sample : 0710062-02-AFID
Misc : 1X
ALS Vial : 76 Sample Multiplier: 1

Integration File: SHCINT1.E
Quant Time: Nov 01 11:11:00 2007
Quant Method : C:\MSDCHEM\1\METHODS\HC10920K.M
Quant Title : FID Forensics
QLast Update : Fri Oct 19 13:42:18 2007
Response via : Initial Calibration
Integrator: ChemStation 6890 Scale Mode: Large solvent peaks clipped

Volume Inj. : 1.0
Signal Phase : Rtx-5MS
Signal Info : 0.25mm

Compound	R.T.	Response	Conc Units
Internal Standards			
1) I 5-alpha-androstane	31.46	45903048	50.000 ug/mLm
System Monitoring Compounds			
19) s ortho-terphenyl	29.43	97539533	103.145 ug/mLm
Spiked Amount 50.000 Range 50 - 130		Recovery = 206.29%#	
24) s d50-Tetracosane	36.24	88206620	102.148 ug/mLm
Spiked Amount 50.000 Range 50 - 130		Recovery = 204.30%#	
Target Compounds			
42) h C9-C44 Total Petroleum Hyd	41.42	3822321139	4100.255 ug/mL
46) h Total Resolved Hydrocarbon	41.42	2882454362	3092.048 ug/L

(f)=RT Delta > 1/2 Window (m)=manual int.

File :O:\Forensics\Data\PAH1\Oct07\OCT29.SEC\A17624.D
Operator : AC
Acquired : 31 Oct 2007 9:11 am using AcqMethod FRNC1D.M
Instrument : PAH-1
Sample Name: 0710062-02-AFID
Misc Info : 1X
Vial Number: 76

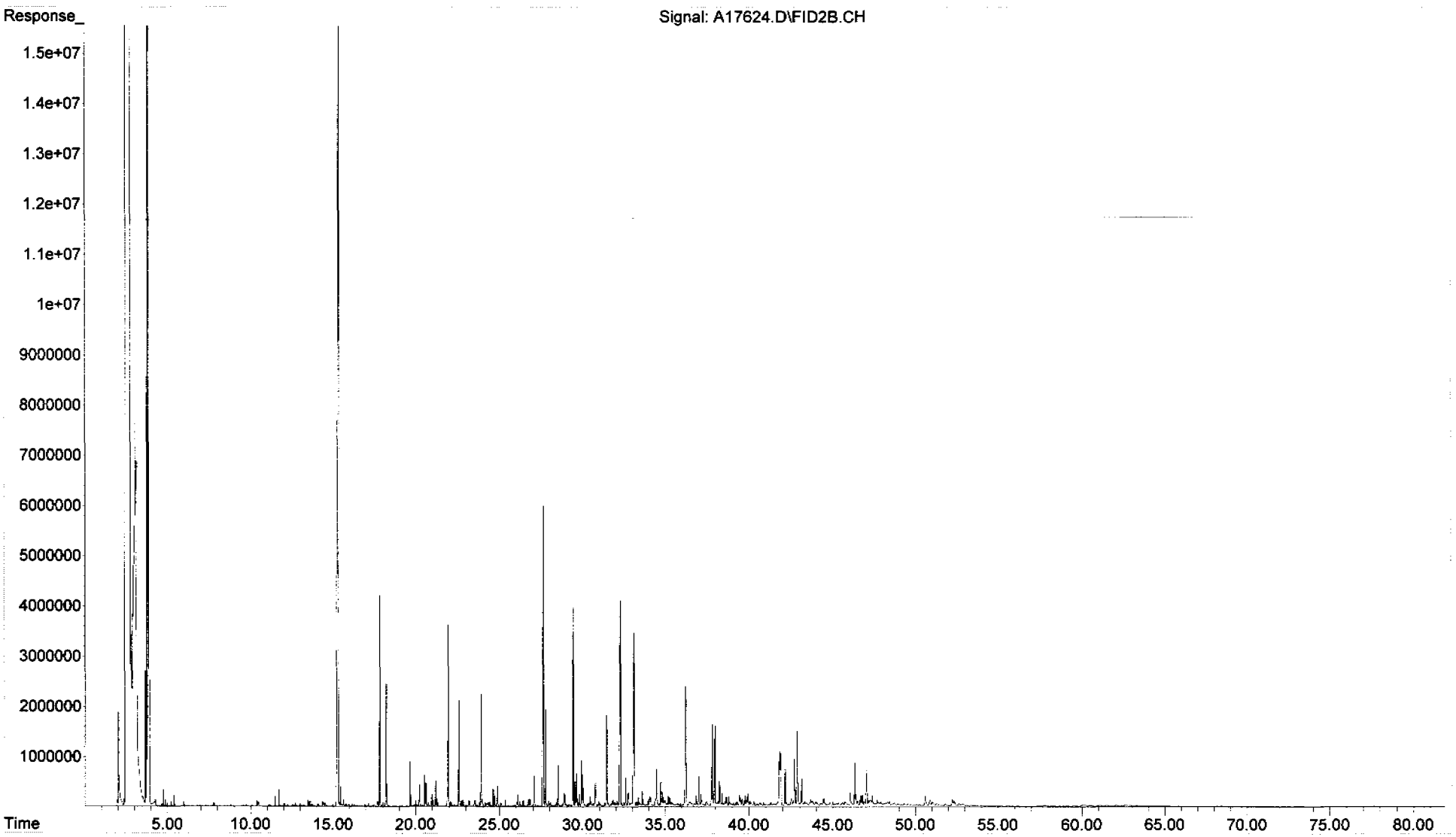

Form I
Total Saturated Hydrocarbons by GC/FID

ALPHA WOODS HOLE LABS

Client: **NewFields**
Project: **PSANDS-Former Clifton MGP Site**
Client ID: **Blank**
Case: **N/A** SDG: **N/A**
Matrix: **Soil**

Lab Code: **MA00030**
ETR: **0710062**
Lab ID: **SS101607B13**
Associated Blank: **N/A**
Concentration Units: **mg/Kg**

Date Collected	Date Received	Date Extracted	Date Analyzed	Percent Solid	Sample Amount (g)	Final Volume (ml)	Dilution Factor	Analyst
N/A	N/A	10/16/07	10/31/07	100	30.00	2	1	AC

Parameter	Result
Total Petroleum Hydrocarbons (C9-C44)	3.1

N/A - Not Applicable

Surrogate	% Recovery	Acceptance Range (%)
ortho-Terphenyl	96	50-130
d50-Tetracosane	88	50-130

11/12/07 15:20

Quantitation Report (QT Reviewed)

Data Path : O:\FORENSICS\DATA\PAH1\OCT07\OCT29.SEC\
Data File : A17614.D
Signal(s) : FID2B.CH
Acq On : 31 Oct 2007 1:30 am
Operator : AC
Sample : SS101607B13-AFID
Misc : 1X ETR0710062
ALS Vial : 71 Sample Multiplier: 1

Integration File: SHCINT1.E
Quant Time: Nov 01 11:08:00 2007
Quant Method : C:\MSDCHEM\1\METHODS\HC10920K.M
Quant Title : FID Forensics
QLast Update : Fri Oct 19 13:42:18 2007
Response via : Initial Calibration
Integrator: ChemStation 6890 Scale Mode: Large solvent peaks clipped

Volume Inj. : 1.0
Signal Phase : Rtx-5MS
Signal Info : 0.25mm

Compound	R.T.	Response	Conc Units
Internal Standards			
1) I 5-alpha-androstane	31.44	44198848	50.000 ug/mLm
System Monitoring Compounds			
19) s ortho-terphenyl	29.39	21825209	23.969 ug/mLm
Spiked Amount 50.000	Range 50 - 130	Recovery =	47.94%#
24) s d50-Tetracosane	36.20	18255446	21.956 ug/mLm
Spiked Amount 50.000	Range 50 - 130	Recovery =	43.91%#
Target Compounds			
42) h C9-C44 Total Petroleum Hyd	41.42	199393628	222.139 ug/mL
46) h Total Resolved Hydrocarbon	41.42	5398601	6.014 ug/L

(f)=RT Delta > 1/2 Window (m)=manual int.

File :O:\FORENSICS\DATA\PAH1\OCT07\OCT29.SEC\A17614.D
Operator : AC
Acquired : 31 Oct 2007 1:30 am using AcqMethod FRNC1D.M
Instrument : PAH-1
Sample Name: SS101607B13-AFID
Misc Info : 1X ETR0710062
Vial Number: 71

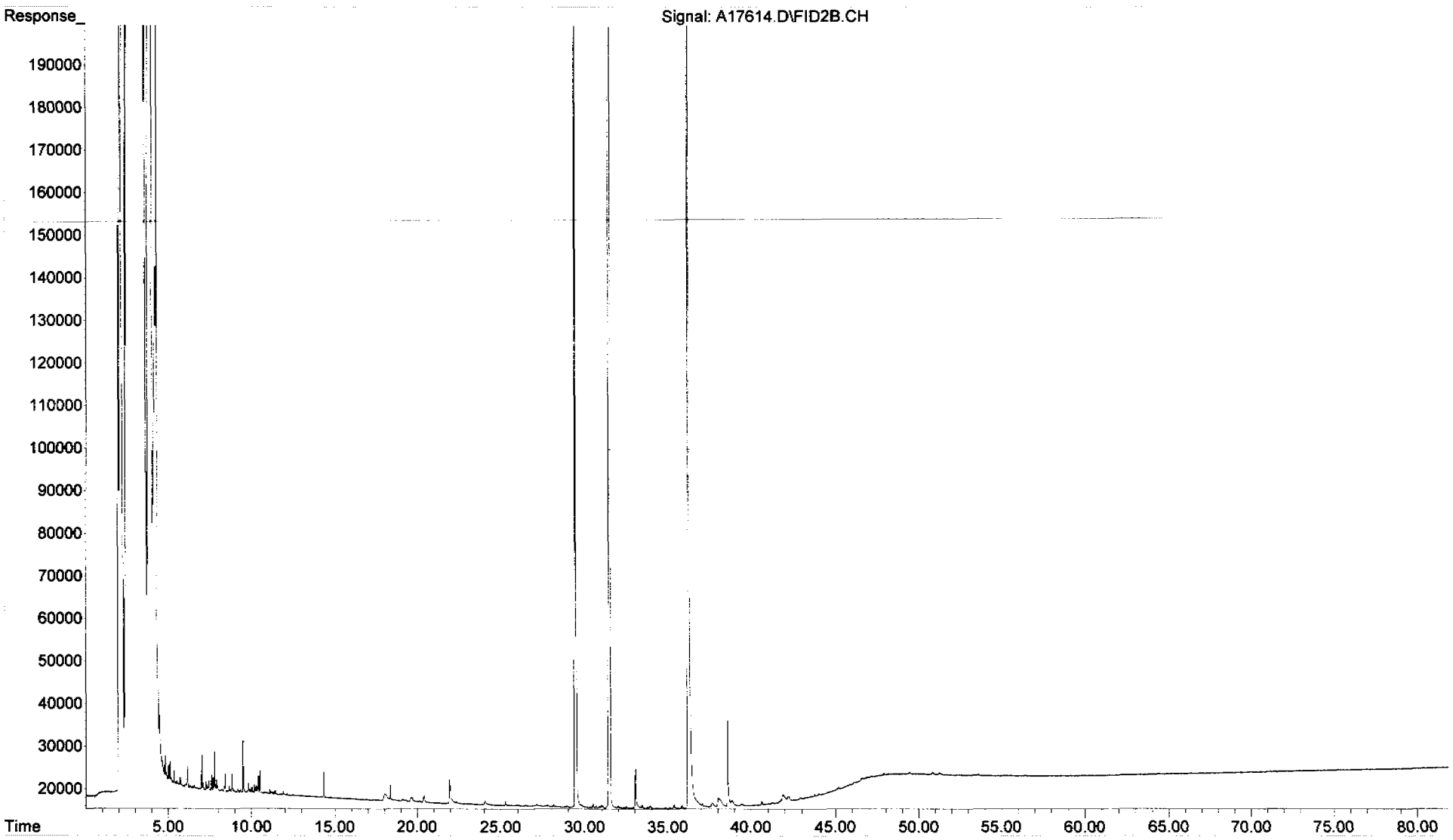

Form III
Spike Recovery Summary
Total Saturated Hydrocarbons by GC/FID

ALPHA WOODS HOLE LABS

Client: **NewFields**
Project: **PSANDS-Former Clifton MGP Site**
Client ID: **Laboratory Control Sample**
Case: **N/A** SDG: **N/A**
Matrix: **Soil**

Lab Code: **MA00030**
ETR: **0710062**
Lab ID: **See Below**
Associated Blank: **SS101607B13**
Concentration Units: **mg/Kg**

Date Collected	Date Received	Date Extracted	Percent Solid	Analyst
N/A	N/A	10/16/07	100	AC

Lab ID:	SS101607B13		SS101607LCS04		SS101607LCSD04				
Parameter	**Blank Conc.**		**LCS Conc.**	**LCS % Recovery**	**LCSD Conc.**	**LCSD % Recovery**	**% RPD**	**RPD Limit**	**% Recovery Limits**
n-Nonane (C9)	0.067	U	1.2	72	1.2	71	1	30	50-130
n-Decane (C10)	0.067	U	1.4	85	1.4	85	0	30	50-130
n-Dodecane (C12)	0.067	U	1.5	90	1.5	90	0	30	50-130
n-Tetradecane (C14)	0.067	U	1.6	97	1.6	96	1	30	50-130
n-Hexadecane (C16)	0.067	U	1.7	101	1.7	101	0	30	50-130
n-Octadecane (C18)	0.067	U	1.7	102	1.7	103	0	30	50-130
n-Nonadecane (C19)	0.067	U	1.6	99	1.6	99	0	30	50-130
n-Eicosane (C20)	0.067	U	1.7	104	1.8	105	1	30	50-130
n-Docosane (C22)	0.067	U	1.8	106	1.8	107	1	30	50-130
n-Tetracosane (C24)	0.067	U	1.7	100	1.7	101	1	30	50-130
n-Hexacosane (C26)	0.067	U	1.7	101	1.7	102	1	30	50-130
n-Octacosane (C28)	0.067	U	1.6	96	1.6	97	2	30	50-130
n-Triacontane (C30)	0.067	U	1.5	92	1.6	95	3	30	50-130
n-Hexatriacontane (C36)	0.067	U	1.0	61	1.1	66	9	30	50-130

Surrogate	% Recovery		Acceptance Range (%)
ortho-Terphenyl	99	97	50-130
d50-Tetracosane	91	91	50-130

N/A - Not Applicable
U - The analyte was analyzed for but not detected at the sample specific level reported.

Concentrations reported as calculated values, which includes rounding for significant figures. Percent recoveries and RPD values are calculated from the unrounded result.

11/12/07 15:40

Form I
Total Saturated Hydrocarbons by GC/FID

ALPHA WOODS HOLE LABS

Client: **NewFields**
Project: **PSANDS-Former Clifton MGP Site**
Client ID: **Laboratory Control Sample**
Case: **N/A** SDG: **N/A**
Matrix: **Soil**

Lab Code: **MA00030**
ETR: **0710062**
Lab ID: **SS101607LCS04**
Associated Blank: **SS101607B13**
Concentration Units: **mg/Kg**

Date Collected	Date Received	Date Extracted	Date Analyzed	Percent Solid	Sample Amount (g)	Final Volume (ml)	Dilution Factor	Analyst
N/A	N/A	10/16/07	10/31/07	100	30.00	2	1	AC

Parameter	Result
Total Petroleum Hydrocarbons (C9-C44)	**25**

N/A - Not Applicable

Surrogate	% Recovery	Acceptance Range (%)
ortho-Terphenyl	99	50-130
d50-Tetracosane	91	50-130

11/12/07 15:20

Quantitation Report (QT Reviewed)

Data Path : O:\FORENSICS\DATA\PAH1\OCT07\OCT29.SEC\
Data File : A17616.D
Signal(s) : FID2B.CH
Acq On : 31 Oct 2007 3:02 am
Operator : AC
Sample : SS101607LCS04-AFID
Misc : 1X ETR0710062
ALS Vial : 72 Sample Multiplier: 1

Integration File: SHCINT1.E
Quant Time: Nov 01 11:09:00 2007
Quant Method : C:\MSDCHEM\1\METHODS\HC10920K.M
Quant Title : FID Forensics
QLast Update : Fri Oct 19 13:42:18 2007
Response via : Initial Calibration
Integrator: ChemStation 6890 Scale Mode: Large solvent peaks clipped

Volume Inj. : 1.0
Signal Phase : Rtx-5MS
Signal Info : 0.25mm

Compound	R.T.	Response	Conc Units
Internal Standards			
1) I 5-alpha-androstane	31.44	40101882	50.000 ug/mLm
System Monitoring Compounds			
19) s ortho-terphenyl	29.39	20441143	24.743 ug/mLm
Spiked Amount 50.000 Range 50 - 130		Recovery =	49.49%#
24) s d50-Tetracosane	36.20	17112869	22.684 ug/mLm
Spiked Amount 50.000 Range 50 - 130		Recovery =	45.37%#
Target Compounds			
3) t n-Nonane (C9)	7.96	13158166	17.990 ug/mLm
4) t n-Decane (C10)	10.49	15838074	21.229 ug/mLm
6) t n-Dodecane (C12)	15.46	17216880	22.407 ug/mLm
9) t n-Tetradecane (C14)	19.98	18970612	24.286 ug/mLm
12) t n-Hexadecane (C16)	24.01	19920018	25.195 ug/mLm
16) t n-Octadecane (C18)	27.63	20434490	25.603 ug/mLm
18) t n-Nonadecane (C19)	29.32	19983123	24.637 ug/mL
20) t n-Eicosane (C20)	30.94	20828259	26.061 ug/mLm
22) t n-Docosane (C22)	33.96	20951845	26.622 ug/mLm
25) t n-Tetracosane (C24)	36.74	21001087	24.951 ug/mLm
27) t n-Hexacosane (C26)	39.31	21007371	25.213 ug/mLm
29) t n-Octacosane (C28)	41.70	19947800	23.889 ug/mLm
31) t n-Triacontane (C30)	43.95	19410170	23.066 ug/mLm
37) t n-Hexatriacontane (C36)	50.76	13004772	15.212 ug/mLm
42) h C9-C44 Total Petroleum Hyd	41.42	461765283	566.998 ug/mL
46) h Total Resolved Hydrocarbon	41.42	257067411	315.651 ug/L

(f)=RT Delta > 1/2 Window (m)=manual int.

File :O:\Forensics\Data\PAH1\Oct07\OCT29.SEC\A17616.D
Operator : AC
Acquired : 31 Oct 2007 3:02 am using AcqMethod FRNC1D.M
Instrument : PAH-1
Sample Name: SS101607LCS04-AFID
Misc Info : 1X ETR0710062
Vial Number: 72

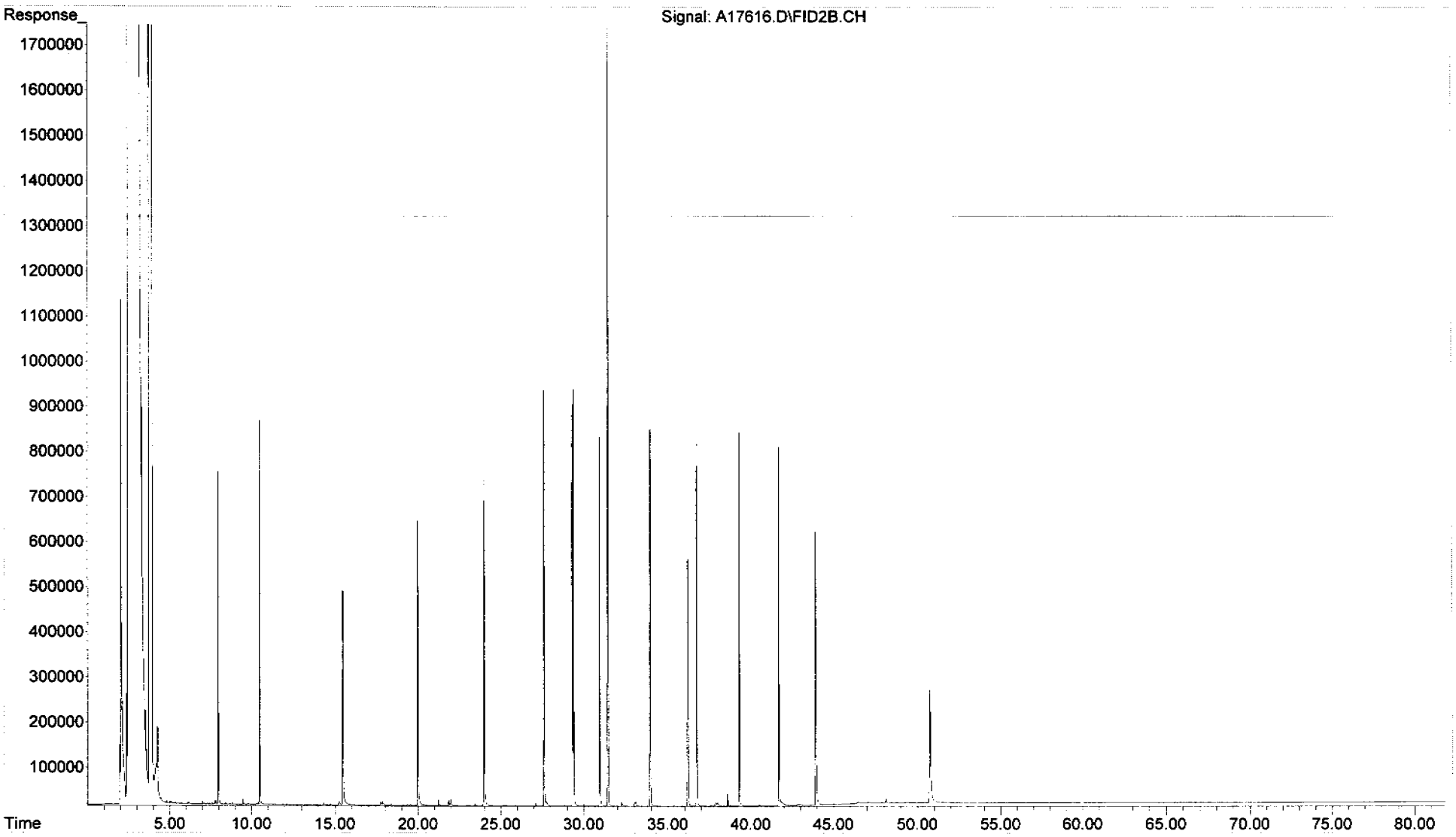

Form I
Total Saturated Hydrocarbons by GC/FID

ALPHA WOODS HOLE LABS

Client: **NewFields**
Project: **PSANDS-Former Clifton MGP Site**
Client ID: **Laboratory Control Sample Dup**
Case: **N/A** SDG: **N/A**
Matrix: **Soil**

Lab Code: **MA00030**
ETR: **0710062**
Lab ID: **SS101607LCSD04**
Associated Blank: **SS101607B13**
Concentration Units: **mg/Kg**

Date Collected	Date Received	Date Extracted	Date Analyzed	Percent Solid	Sample Amount (g)	Final Volume (ml)	Dilution Factor	Analyst
N/A	N/A	10/16/07	10/31/07	100	30.00	2	1	AC

Parameter	Result
Total Petroleum Hydrocarbons (C9-C44)	**26**

N/A - Not Applicable

Surrogate	% Recovery	Acceptance Range (%)
ortho-Terphenyl	97	50-130
d50-Tetracosane	91	50-130

11/12/07 15:21

Quantitation Report (QT Reviewed)

Data Path : O:\FORENSICS\DATA\PAH1\OCT07\OCT29.SEC\
Data File : A17618.D
Signal(s) : FID2B.CH
Acq On : 31 Oct 2007 4:34 am
Operator : AC
Sample : SS101607LCSD04-AFID
Misc : 1X ETR0710062
ALS Vial : 73 Sample Multiplier: 1

Integration File: SHCINT1.E
Quant Time: Nov 01 11:09:00 2007
Quant Method : C:\MSDCHEM\1\METHODS\HC10920K.M
Quant Title : FID Forensics
QLast Update : Fri Oct 19 13:42:18 2007
Response via : Initial Calibration
Integrator: ChemStation 6890 Scale Mode: Large solvent peaks clipped

Volume Inj. : 1.0
Signal Phase : Rtx-5MS
Signal Info : 0.25mm

Compound	R.T.	Response	Conc Units
Internal Standards			
1) I 5-alpha-androstane	31.45	43697232	50.000 ug/mLm
System Monitoring Compounds			
19) s ortho-terphenyl	29.39	21817769	24.236 ug/mLm
Spiked Amount 50.000 Range 50 - 130		Recovery =	48.47%#
24) s d50-Tetracosane	36.20	18614198	22.644 ug/mLm
Spiked Amount 50.000 Range 50 - 130		Recovery =	45.29%#
Target Compounds			
3) t n-Nonane (C9)	7.96	14229321	17.854 ug/mLm
4) t n-Decane (C10)	10.49	17263883	21.236 ug/mLm
6) t n-Dodecane (C12)	15.46	18828575	22.488 ug/mLm
9) t n-Tetradecane (C14)	19.97	20390244	23.956 ug/mLm
12) t n-Hexadecane (C16)	24.01	21741942	25.237 ug/mLm
16) t n-Octadecane (C18)	27.63	22294312	25.635 ug/mLm
18) t n-Nonadecane (C19)	29.32	21866328	24.741 ug/mL
20) t n-Eicosane (C20)	30.94	22831131	26.216 ug/mLm
22) t n-Docosane (C22)	33.96	22970485	26.786 ug/mLm
25) t n-Tetracosane (C24)	36.74	23057243	25.140 ug/mLm
27) t n-Hexacosane (C26)	39.31	23129819	25.477 ug/mLm
29) t n-Octacosane (C28)	41.70	22121355	24.312 ug/mLm
31) t n-Triacontane (C30)	43.95	21728227	23.696 ug/mLm
37) t n-Hexatriacontane (C36)	50.75	15431616	16.566 ug/mLm
42) h C9-C44 Total Petroleum Hyd	41.42	497405610	560.508 ug/mL
46) h Total Resolved Hydrocarbon	41.42	282531940	318.375 ug/L

(f)=RT Delta > 1/2 Window (m)=manual int.

File :O:\Forensics\Data\PAH1\Oct07\OCT29.SEC\A17618.D
Operator : AC
Acquired : 31 Oct 2007 4:34 am using AcqMethod FRNC1D.M
Instrument : PAH-1
Sample Name: SS101607LCSD04-AFID
Misc Info : 1X ETR0710062
Vial Number: 73

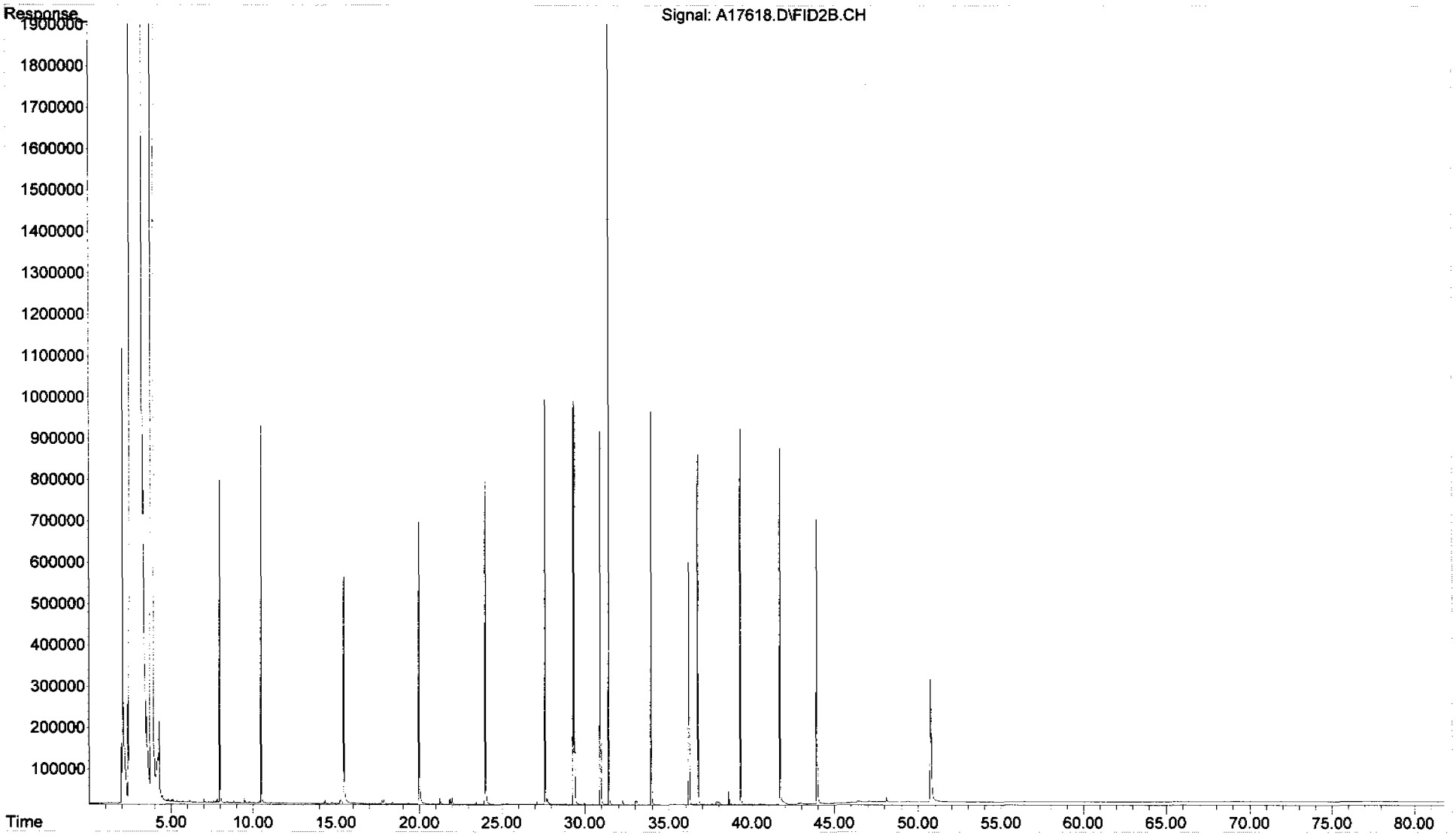

Form III
Spike Recovery Summary
Total Saturated Hydrocarbons by GC/FID

ALPHA WOODS HOLE LABS

Client: **NewFields**
Project: **PSANDS-Former Clifton MGP Site**
Client ID: **Alaska North Slope Crude**
Case: **N/A** SDG: **N/A**
Matrix: **Oil**

Lab Code: **MA00030**
ETR: **0710062**
Lab ID: **TS111207AWS01**
Associated Blank: **N/A**
Concentration Units: **mg/Kg**

Date Collected	Date Received	Date Extracted	Percent Solid	Analyst
N/A	N/A	N/A	100	AC

Parameter	True Conc.	Conc.	% Recovery	% Recovery Limits
Total Petroleum Hydrocarbons (C9-C44)	623913	590000	94	65-135

N/A - Not Applicable

Concentrations reported as calculated values, which includes rounding for significant figures. Percent recoveries and RPD values are calculated from the unrounded result.

11/12/07 15:39

Form I
Alaska North Slope Crude
Total Saturated Hydrocarbons by GC/FID

ALPHA WOODS HOLE LABS

Client: **NewFields**
Project: **PSANDS-Former Clifton MGP Site**
Client ID: **Alaska North Slope Crude**
Case: **N/A** SDG: **N/A**
Matrix: **Oil**

Lab Code: **MA00030**
ETR: **0710062**
Lab ID: **TS111207AWS01**
Associated Blank: **N/A**
Concentration Units: **mg/Kg**

Date Collected	Date Received	Date Extracted	Date Analyzed	Percent Solid	Sample Amount (g)	Final Volume (ml)	Dilution Factor	Analyst
N/A	N/A	N/A	10/30/07	100	0.09975	10	1	AC

Parameter	Result
Total Petroleum Hydrocarbons (C9-C44)	**590000**

N/A - Not Applicable

11/12/07 15:39

Quantitation Report (QT Reviewed)

Data Path : O:\FORENSICS\DATA\PAH1\OCT07\OCT29.SEC\
Data File : A17586.D
Signal(s) : FID2B.CH
Acq On : 30 Oct 2007 2:23 am
Operator : AC
Sample : TS111207AWS01
Misc : 1X
ALS Vial : 56 Sample Multiplier: 1

Integration File: SHCINT1.E
Quant Time: Nov 01 11:01:00 2007
Quant Method : C:\MSDCHEM\1\METHODS\HC10920K.M
Quant Title : FID Forensics
QLast Update : Fri Oct 19 13:42:18 2007
Response via : Initial Calibration
Integrator: ChemStation 6890 Scale Mode: Large solvent peaks clipped

Volume Inj. : 1.0
Signal Phase : Rtx-5MS
Signal Info : 0.25mm

Compound	R.T.	Response	Conc Units
Internal Standards			
1) I 5-alpha-androstane	31.47	47217069	50.000 ug/mLm
System Monitoring Compounds			
19) s ortho-terphenyl	29.42	48399412	49.756 ug/mLm
Spiked Amount 50.000 Range 50 - 130		Recovery =	99.51%
24) s d50-Tetracosane	36.22	44871846	50.518 ug/mLm
Spiked Amount 50.000 Range 50 - 130		Recovery =	101.04%
Target Compounds			
2) t n-Octane (C8)	5.68	45594345	56.156 ug/mLm
3) t n-Nonane (C9)	7.97	38241658	44.405 ug/mLm
4) t n-Decane (C10)	10.50	36184462	41.192 ug/mLm
5) t n-Undecane (C11)	13.03	37251198	42.118 ug/mLm
6) t n-Dodecane (C12)	15.47	35788545	39.558 ug/mLm
7) t n-Tridecane (C13)	17.78	40827186	44.878 ug/mLm
8) t 1380	19.47	8266330	8.988 ug/mLm
9) t n-Tetradecane (C14)	19.98	38249100	41.588 ug/mLm
10) t 1470	21.27	16529173	17.701 ug/mLm
11) t n-Pentadecane (C15)	22.05	35074746	37.562 ug/mLm
12) t n-Hexadecane (C16)	24.01	33562093	36.053 ug/mLm
13) t 1650	24.92	9968343	10.635 ug/mLm
14) t n-Heptadecane (C17)	25.87	30150877	32.168 ug/mLm
15) t Pristane	25.98	19565562	21.408 ug/mLm
16) t n-Octadecane (C18)	27.65	25192263	26.808 ug/mLm
17) t Phytane	27.81	12479290	13.207 ug/mLm
18) t n-Nonadecane (C19)	29.33	23310494	24.409 ug/mLm
20) t n-Eicosane (C20)	30.95	23059507	24.505 ug/mLm
21) t n-Heneicosane (C21)	32.49	22340338	23.141 ug/mLm
22) t n-Docosane (C22)	33.97	20806347	22.454 ug/mLm
23) t n-Tricosane (C23)	35.38	19085832	19.752 ug/mLm
25) t n-Tetracosane (C24)	36.75	18294649	18.460 ug/mLm
26) t n-Pentacosane (C25)	38.06	16160400	16.622 ug/mLm
27) t n-Hexacosane (C26)	39.32	15161160	15.455 ug/mLm
28) t n-Heptacosane (C27)	40.54	11554792	11.926 ug/mLm
29) t n-Octacosane (C28)	41.71	9358350	9.518 ug/mLm
30) t n-Nonacosane (C29)	42.85	7519742	7.472 ug/mLm
31) t n-Triacontane (C30)	43.95	6621261	6.683 ug/mLm
32) t n-Hentriacontane (C31)	45.02	6750115	6.729 ug/mLm
33) t n-Dotriacontane (C32)	46.05	4088390	4.223 ug/mLm
34) t n-Tritriacontane (C33)	47.05	4362794	4.399 ug/mLm
35) t n-tetratriacontane (C34)	48.13	3961622	3.933 ug/mLm
36) t n-Pentatriacontane (C35)	49.36	3310400	3.416 ug/mLm
37) t n-Hexatriacontane (C36)	50.77	2366007	2.351 ug/mLm

Quantitation Report (QT Reviewed)

Data Path : O:\FORENSICS\DATA\PAH1\OCT07\OCT29.SEC\
Data File : A17586.D
Signal(s) : FID2B.CH
Acq On : 30 Oct 2007 2:23 am
Operator : AC
Sample : TS111207AWS01
Misc : 1X
ALS Vial : 56 Sample Multiplier: 1

Integration File: SHCINT1.E
Quant Time: Nov 01 11:01:00 2007
Quant Method : C:\MSDCHEM\1\METHODS\HC10920K.M
Quant Title : FID Forensics
QLast Update : Fri Oct 19 13:42:18 2007
Response via : Initial Calibration
Integrator: ChemStation 6890 Scale Mode: Large solvent peaks clipped

Volume Inj. : 1.0
Signal Phase : Rtx-5MS
Signal Info : 0.25mm

		Compound	R.T.	Response	Conc	Units
38)	t	n-Heptatriacontane (C37)	52.41	2057891	1.988	ug/mLm
39)	t	n-Octatriacontane (C38)	54.34	1960220	1.915	ug/mLm
40)	t	n-Nonatriacontane (C39)	56.61	1515065	1.468	ug/mLm
41)	t	n-Tetracontane (C40)	59.31	1585908	1.537	ug/mLm
42)	h	C9-C44 Total Petroleum Hyd	41.42	5856746031	6107.769	ug/mL
43)	h	C10-C28 DRO	27.17	3980114605	4150.704	ug/mL
44)	h	C9-C36 DRO	27.17	5210773309	5434.110	UG/ML
45)	h	C28-C40 ORO	50.91	1392197735	1451.868	ug/mL
46)	h	Total Resolved Hydrocarbon	41.42	1586327384	1654.318	ug/L

(f)=RT Delta > 1/2 Window (m)=manual int.

File :O:\Forensics\Data\PAH1\Oct07\OCT29.SEC\A17586.D
Operator : AC
Acquired : 30 Oct 2007 2:23 am using AcqMethod FRNC1D.M
Instrument : PAH-1
Sample Name: TS111207AWS01
Misc Info : 1X
Vial Number: 56

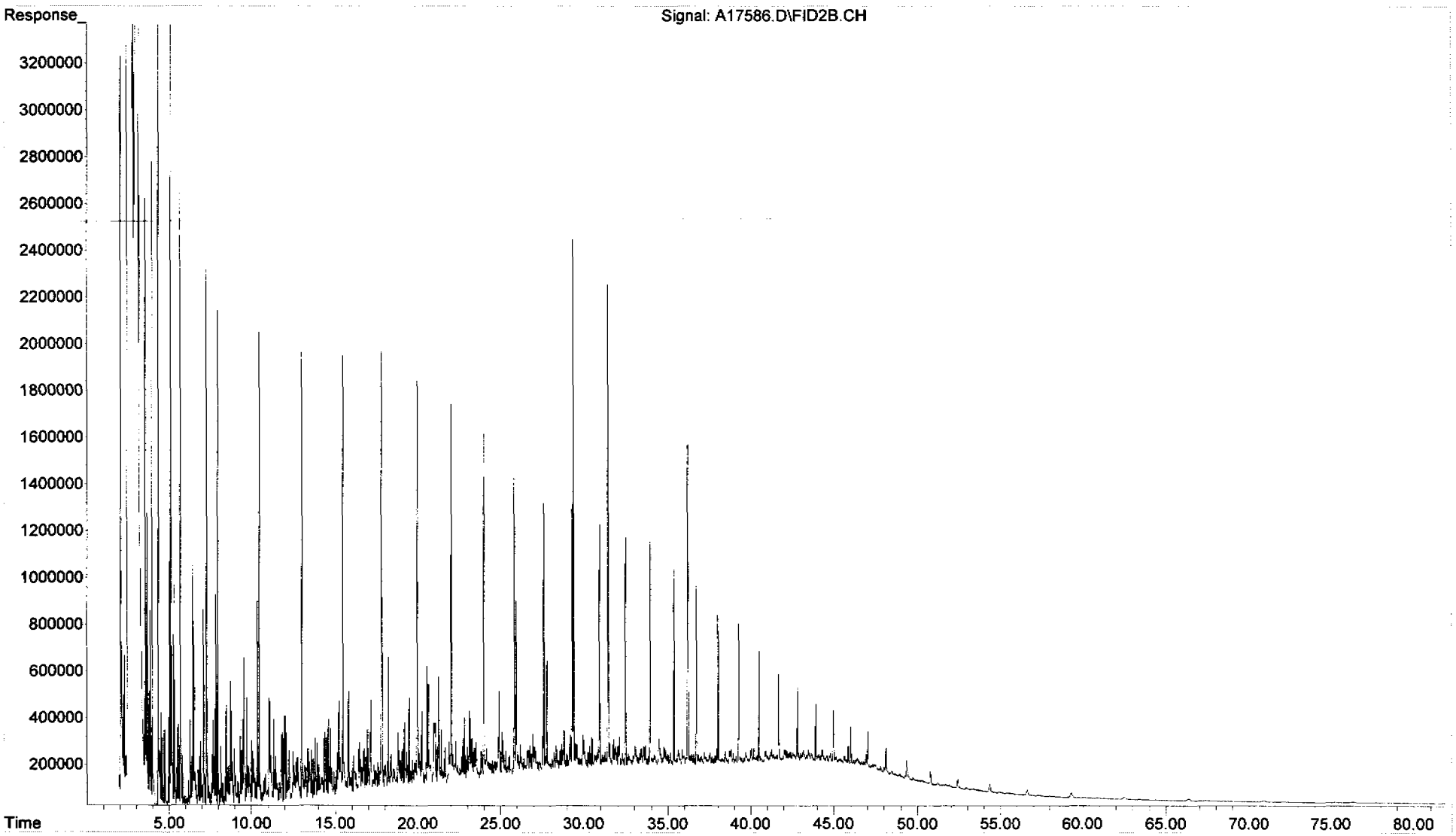

Instrument Blank Association

ETR: 0710062

Project: PSANDS-Former Clifton MGP Site

	Associated Instrument Blank	
Sample ID	**Laboratory ID**	**File ID**
0710062-01	IB110290705	A17613A
0710062-01D	IB110290705	A17613A
0710062-02	IB110290705	A17613A
SS101607B13	IB110290705	A17613A
SS101607LCS04	IB110290705	A17613A
SS101607LCSD04	IB110290705	A17613A
TS111207AWS01	IB110290701	A17592

Quantitation Report (QT Reviewed)

Data Path : O:\FORENSICS\DATA\PAH1\OCT07\OCT29.SEC\
Data File : A17592.D
Signal(s) : FID2B.CH
Acq On : 30 Oct 2007 7:00 am
Operator : AC
Sample : IB110290701
Misc :
ALS Vial : 59 Sample Multiplier: 1

Integration File: SHCINT1.E
Quant Time: Nov 01 11:02:00 2007
Quant Method : C:\MSDCHEM\1\METHODS\HC10920K.M
Quant Title : FID Forensics
QLast Update : Fri Oct 19 13:42:18 2007
Response via : Initial Calibration
Integrator: ChemStation 6890 Scale Mode: Large solvent peaks clipped

Volume Inj. : 1.0
Signal Phase : Rtx-5MS
Signal Info : 0.25mm

	Compound	R.T.	Response	Conc Units
Internal Standards				
1) I	5-alpha-androstane	31.50	532	50.000 ug/mLm
System Monitoring Compounds				
Target Compounds				
42) h	C9-C44 Total Petroleum Hyd	41.42	246152522	22769174.653 ug/mL
43) h	C10-C28 DRO	27.17	24178505	2236518.189 ug/mL
44) h	C9-C36 DRO	27.17	72954257	6748288.438 UG/ML
45) h	C28-C40 ORO	50.91	83390415	7713635.865 ug/mL

(f)=RT Delta > 1/2 Window (m)=manual int.

File :O:\FORENSICS\DATA\PAH1\OCT07\OCT29.SEC\A17592.D
Operator : AC
Acquired : 30 Oct 2007 7:00 am using AcqMethod FRNC1D.M
Instrument : PAH-1
Sample Name: IB110290701
Misc Info :
Vial Number: 59

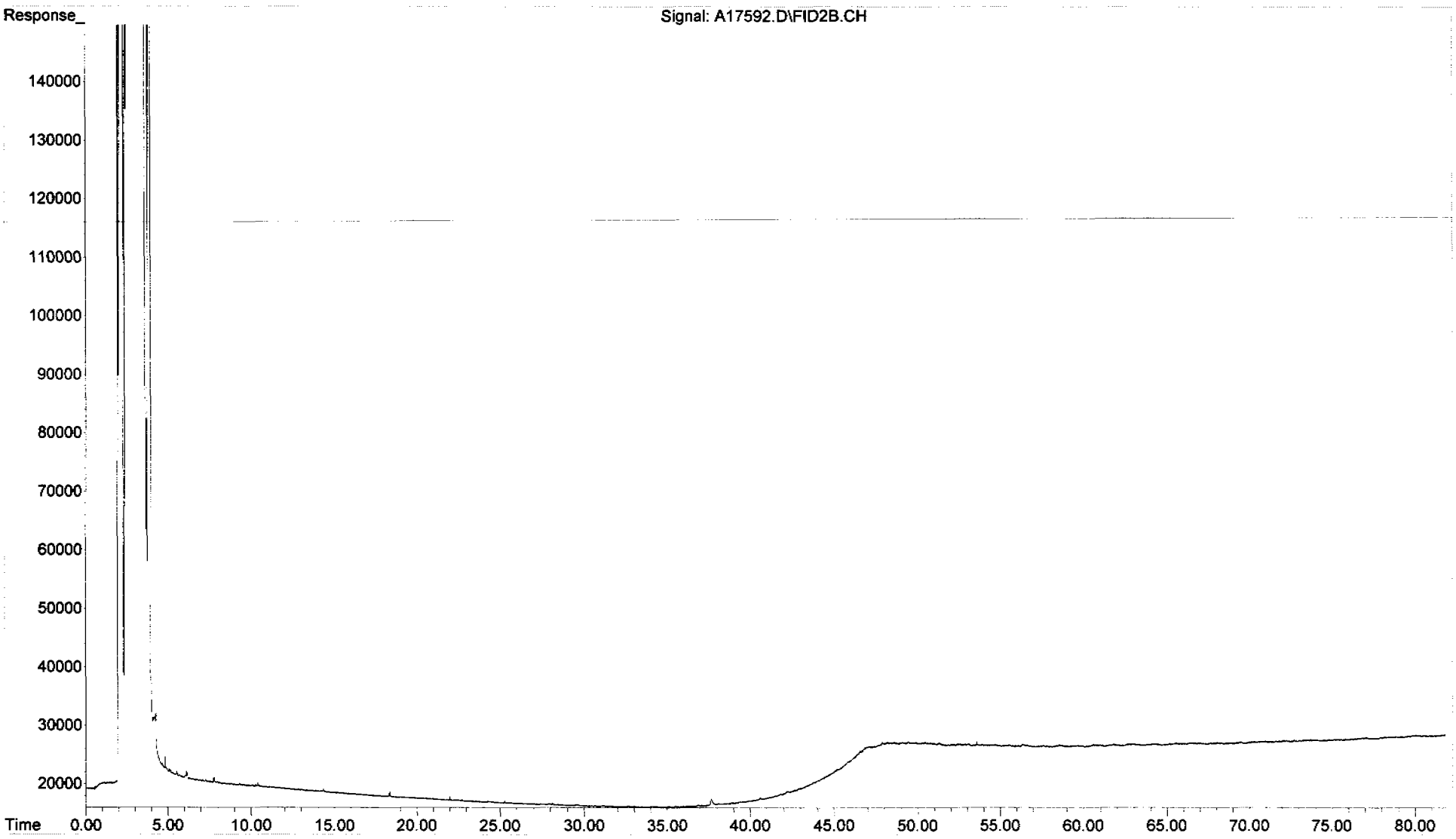

Quantitation Report (QT Reviewed)

Data Path : O:\FORENSICS\DATA\PAH1\OCT07\OCT29.SEC\
Data File : A17613A.D
Signal(s) : FID2B.CH
Acq On : 30 Oct 2007 11:58 pm
Operator : AC
Sample : IB110290705
Misc : DCM
ALS Vial : 70 Sample Multiplier: 1

Integration File: SHCINT1.E
Quant Time: Nov 01 18:03:31 2007
Quant Method : O:\FORENSICS\METHODS\PAH1\SEP07\HC10920K.M
Quant Title : FID Forensics
QLast Update : Mon Oct 15 10:49:07 2007
Response via : Initial Calibration
Integrator: ChemStation 6890 Scale Mode: Large solvent peaks clipped

Volume Inj. : 1.0
Signal Phase : Rtx-5MS
Signal Info : 0.25mm

	Compound	R.T.	Response	Conc Units
Internal Standards				
1) I	5-alpha-androstane	30.66f	4828	50.000 ug/mLm
System Monitoring Compounds				
Target Compounds				
42) h	C9-C44 Total Petroleum Hyd	41.47	158141253	1612754.630 ug/mL
43) h	C10-C28 DRO	27.21	22693410	231431.721 ug/mL
44) h	C9-C36 DRO	27.21	59695470	608785.777 UG/ML
45) h	C28-C40 ORO	50.98	77250828	787818.661 ug/mL

(f)=RT Delta > 1/2 Window (m)=manual int.

File :O:\FORENSICS\DATA\PAH1\OCT07\OCT29.SEC\A17613A.D
Operator : AC
Acquired : 30 Oct 2007 11:58 pm using AcqMethod FRNC1D.M
Instrument : PAH-1
Sample Name: IB110290705
Misc Info : DCM
Vial Number: 70

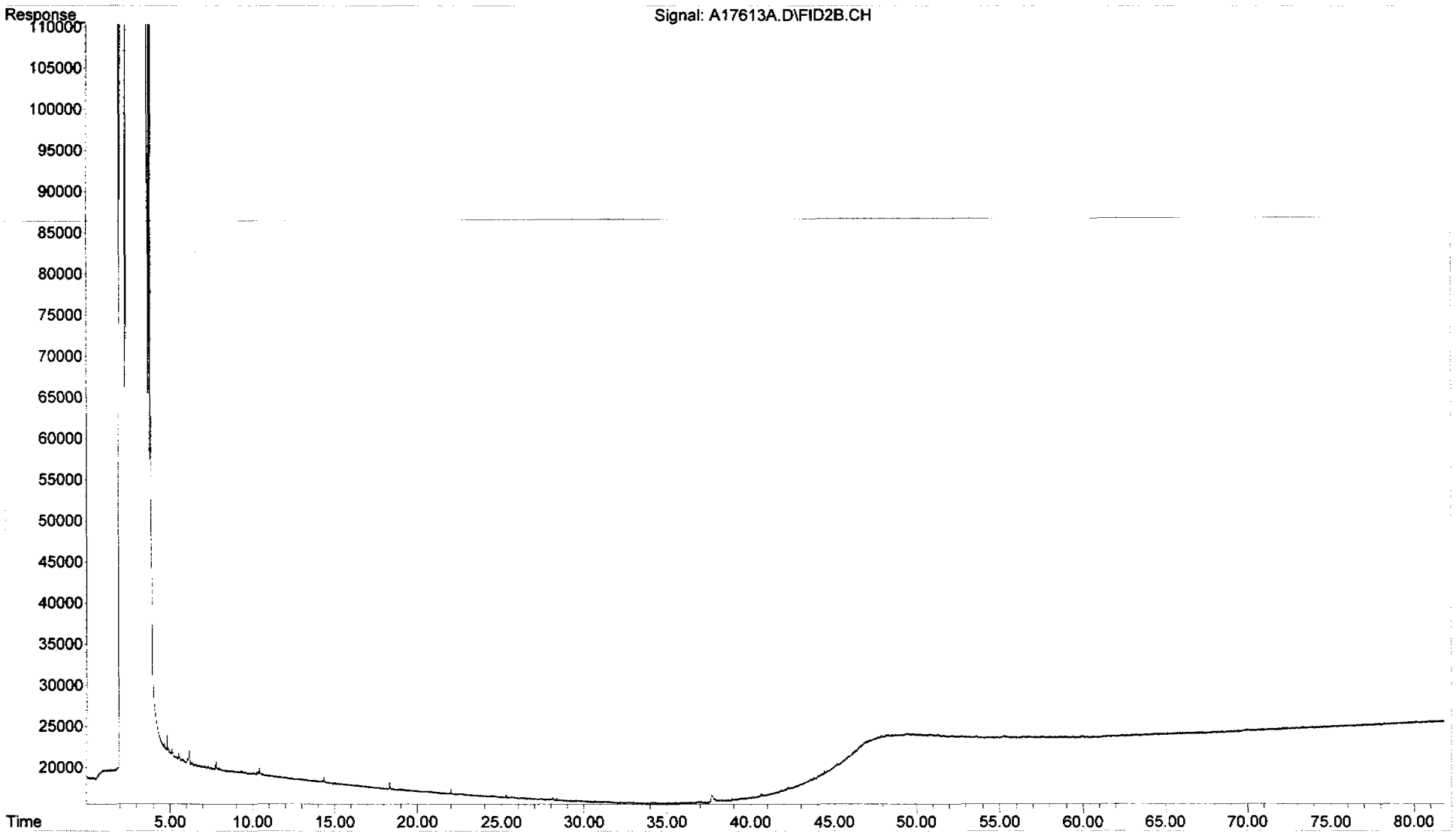

Injection Log

Directory: o:\FORENSICS\Data\PAH1\Oct07\OCT29.SEC

Line	Vial	FileName	Multiplier	SampleName	Misc Info	Injected
1	12	A17568.d	0.		1X	Unrecognized:Un
2	12	A17570.d	0.		1X	29 Oct 2007 10:53
3	12	A17572.d	0.		1X	29 Oct 2007 12:26
4	12	A17574.d	0.		1X	Unrecognized:Un
5	51	A17576.d	0.	C1102901-AFID	1X WHAE84	Unrecognized:Un
6	52	A17578.d	0.	SS101007LCSD05-AFID	1X ETR0710041	Unrecognized:Un
7	51	A17579a.d	0.	C1102901-AFID	CC WHAE84	Unrecognized:Un
8	52	A17579c.d	0.	SS101007LCSD05-AFID	1x ETR0710041	Unrecognized:Un
9	53	A17580.d	0.	DCM-AFID	1X WHAE84	Unrecognized:Un
10	54	A17582.d	0.	DCM-AFID	DCM	29 Oct 2007 23:18
11	55	A17584.d	0.	TS101007B04-AFID	1X ETR0710034	30 Oct 2007 00:50
12	56	A17586.d	0.	TS111207AWS01	1X	Unrecognized:Un
13	57	A17588.d	0.	C1102902		Unrecognized:Un
14	58	A17590.d	0.	DCM-AFID		Unrecognized:Un
15	59	A17592.d	0.	IB110290701		Unrecognized:Un
16	60	A17594.d	0.	SW102307B30-AFID	1X ETR0710130	Unrecognized:Un
17	61	A17596.d	0.	SW102307LCS18-AFID	1X ETR0710130	30 Oct 2007 10:05
18	62	A17598.d	0.	SW102307LCSD15-AFID	1X ETR0710130	30 Oct 2007 11:38
19	63	A17600.d	0.	0710130-01-AFID	1X	Unrecognized:Un
20	64	A17602.d	0.	0710130-02-AFID	1X	Unrecognized:Un
21	65	A17604.d	0.	0710130-03-AFID	1X	Unrecognized:Un
22	66	A17606.d	0.	0710130-04-AFID	1X	Unrecognized:Un
23	67	A17608.d	0.	C1102903-AFID	CC AE84	Unrecognized:Un
24	68	A17610.d	0.	QA AE98-AFID	1X	Unrecognized:Un
25	69	A17612.d	0.	QA AE97-AFID	1X	30 Oct 2007 22:26
26	70	A17613a.d	0.	IB110290705	DCM	30 Oct 2007 23:58
27	71	A17614.d	0.	SS101607B13-AFID	1X ETR0710062	Unrecognized:Un
28	72	A17616.d	0.	SS101607LCS04-AFID	1X ETR0710062	Unrecognized:Un
29	73	A17618.d	0.	SS101607LCSD04-AFID	1X ETR0710062	Unrecognized:Un
30	74	A17620.d	0.	0710062-01-AFID	1X	Unrecognized:Un
31	75	A17622.d	0.	0710062-01D-AFID	1X	Unrecognized:Un
32	76	A17624.d	0.	0710062-02-AFID	1X	Unrecognized:Un
33	100	A17625a.d	0.	TO110107AT01	1X WHAE64	31 Oct 2007 10:43
34	77	A17626.d	0.	C1102904-AFID	CC	31 Oct 2007 12:16
35	78	A17628.d	0.	JEFFS OIL		Unrecognized:Un
36	79	A17630.d	0.	DCM		Unrecognized:Un
37	80	A17632.d	0.	TW092507B16-AFID	1X ERT0709121	Unrecognized:Un
38	81	A17634.d	0.	TW092507LCS11-AFID	1X ERT0709121	Unrecognized:Un
39	82	A17636.d	0.	TW092507LCSD11-AFID	1X ERT0709121	Unrecognized:Un
40	83	A17638.d	0.	0709121-02-AFID	1X	Unrecognized:Un
41	84	A17640.d	0.	0709121-03-AFID	1X	31 Oct 2007 23:25
42	85	A17642.d	0.	DCM-AFID	DCM	01 Nov 2007 00:58
43	86	A17644.d	0.	TO092507B15-AFID	1X ERT0709121	Unrecognized:Un
44	87	A17646.d	0.	TO092507LCS10-AFID	1X ERT0709121	Unrecognized:Un
45	88	A17648.d	0.	TO092507LCSD10-AFID	1X ERT0709121	Unrecognized:Un
46	89	A17650.d	0.	0709121-01-AFID	1X	Unrecognized:Un
47	90	A17652.d	0.	0709121-04-AFID	1X	Unrecognized:Un
48	91	A17654.d	0.	C1102903	CC AE84	01 Nov 2007 11:46
49	92	A17656.d	0.	DCM		Unrecognized:Un
50	93	A17658.d	0.	DCM		Unrecognized:Un
51	94	A17660.d	0.	TS101007B40	1X ETR0710034	Unrecognized:Un
52	95	A17662.d	0.	SO101107B09	1X ETR0708101	Unrecognized:Un
53	96	A17664.d	0.	SO101107LCS04	1X ETR0708101	Unrecognized:Un
54	97	A17666.d	0.	SO101107LCSD04	1X ETR0708101	Unrecognized:Un
55	98	A17668.d	0.	0708101-01	1X	01 Nov 2007 22:38

12 Nov 2007 15:51

Injection Log

Directory: o:\FORENSICS\Data\PAH1\Oct07\OCT29.SEC

Line	Vial	FileName	Multiplier	SampleName	Misc Info	Injected
56	99	A17670.d	0.	0708101-01D	1X	02 Nov 2007 00:12
57	100	A17672.d	0.	0708101-02	1X	Unrecognized:Un
58	1	A17674.d	0.	0708101-03	1X	Unrecognized:Un
59	2	A17676.d	0.	0708101-04	1X	Unrecognized:Un
60	3	A17678.d	0.	0708101-05	1X	02 Nov 2007 10:12
61	4	A17680.d	0.	C1102905-AFID	CC AE84	02 Nov 2007 11:45

PAH #2 Sequence Information

SHC Continuing Calibration: WHAE84 Conc.: 50ug/mL

Alaska North Slope Crude Standard: WHAE15 Conc.: 9.975 mg/mL FID

FID Process Method: HC21017K.M

Supporting Quality Control Results

Form IV
Method Blank Summary
Total Saturated Hydrocarbons by GC/FID

ALPHA WOODS HOLE LABS

Client: **NewFields**
Project: **PSANDS-Former Clifton MGP Site**
Case: **N/A** SDG: **N/A**

Lab Code: **MA00030**
ETR: **0710062**
Lab ID: **SS101607B13**
Date Analyzed: **10/31/07 01:30**

Client ID	Lab ID	Date/Time Analyzed
LCS	SS101607LCS04	10/31/07 03:02
LCSD	SS101607LCSD04	10/31/07 04:34
GPESB-6WA (13.5-14.5')	0710062-01	10/31/07 06:06
GPESB-6WA (13.5-14.5')	0710062-01 D	10/31/07 07:38
GPESB-7A (15-16')	0710062-02	10/31/07 09:11

N/A - Not Applicable

320 Forbes Blvd, Mansfield, MA 02048, (508) 822-9300, Fax (508) 822-3288

Injection Log

Directory: O:\FORENSICS\DATA\PAH1\SEPT07\SEP20.SEC

Line	Vial	FileName	Multiplier	SampleName	Misc Info	Injected
1	51	A16559.d	0.	test	CC	20 Sep 2007 12:39
2	52	A16561.d	0.	C1092001	CC	Unrecognized:Un
3	53	A16563.d	0.	dcm		Unrecognized:Un
4	54	A16565.d	0.	i1092001-afid	L1	Unrecognized:Un
5	55	A16567.d	0.	i1092002-afid	L2	Unrecognized:Un
6	56	A16569.d	0.	i1092003-afid	L3	Unrecognized:Un
7	57	A16571.d	0.	i1092004-afid	L4	Unrecognized:Un
8	58	A16573.d	0.	i1092005-afid	L5	20 Sep 2007 23:17
9	59	A16575.d	0.	q1092001	ICC	21 Sep 2007 00:45
10	60	A16577.d	0.	ans1092001	ANS	Unrecognized:Un
11	61	A16579.d	0.	c1092001	CC	Unrecognized:Un
12	62	A16581.d	0.	dcm-afid	DCM	Unrecognized:Un
13	54	A16587.d	1.	DCM-AFID		Unrecognized:Un
14	55	A16589.d	0.	DCM-AFID	DCM	Unrecognized:Un
15	56	A16591.d	0.	I1092101-AFID	L1	Unrecognized:Un
16	57	A16593.d	0.	I1092102-AFID	L2	Unrecognized:Un
17	58	A16595.d	0.	I1092103-AFID	L3	Unrecognized:Un
18	59	A16597.d	0.	I1092104-AFID	L4	21 Sep 2007 23:05
19	60	A16599.d	0.	I1092105-AFID	L5	22 Sep 2007 00:34
20	61	A16601.d	0.	Q1092101-AFID	ICC	Unrecognized:Un
21	62	A16603.d	0.	ANS1092101-AFID	ANS	Unrecognized:Un
22	58	A16605.d	0.	C1092101-AFID	CC	22 Sep 2007 11:21
23	63	A16607.d	0.	DCM-AFID	DCM	22 Sep 2007 12:49
24	64	A16609.d	0.	AE75CHK-AFID	SURR CHK	Unrecognized:Un
25	65	A16611.d	0.	SW081507B03-AFID	1X ETR0708102	Unrecognized:Un
26	66	A16613.d	0.	SW081507LCS03	1X ETR0708102	Unrecognized:Un
27	67	A16615.d	0.	SW081507LCSD03	1X ETR0708102	Unrecognized:Un
28	73	A16627.d	0.	C20921002	CC	Unrecognized:Un
29	74	A16629.d	0.	EXTERNAL STD	EX STD	Unrecognized:Un
30	75	A16631.d	0.	IB109200701		22 Sep 2007 23:05
31	76	A16633.d	0.	TS081407B18	1X ETR0708066	23 Sep 2007 00:33
32	77	A16635.d	0.	TS081407LCS10	1X ETR0708066	Unrecognized:Un
33	78	A16637.d	0.	TS081407LCSD11	1X ETR0708066	Unrecognized:Un
34	62	A16638a.d	0.	TS100307AWS02		Unrecognized:Un
35	79	A16639.d	0.	0708066-01-AFID	1X	Unrecognized:Un
36	80	A16641.d	0.	0708066-01D-AFID	1X	Unrecognized:Un
37	81	A16643.d	0.	0708066-02-AFID	1X	Unrecognized:Un
38	82	A16645.d	0.	C20921003-AFID	CC	23 Sep 2007 11:15
39	68	A16646a.d	0.	0708102-01-AFID	1X RECLEANED	23 Sep 2007 12:48
40	69	A16646c.d	0.	0708102-01D-AFID	1X RECLEANED	Unrecognized:Un
41	70	A16646e.d	0.	0708102-02-AFID	1X RECLEANED	Unrecognized:Un
42	71	A16646g.d	0.	0708102-03-AFID	1X RECLEANED	Unrecognized:Un
43	72	A16646i.d	0.	0708102-05-AFID	1X RECLEANED	Unrecognized:Un
44	73	A16646k.d	0.	C20921003A-AFID	CC	Unrecognized:Un
45	83	A16647.d	0.	DCM-AFID	DCM	23 Sep 2007 22:05
46	84	A16649.d	0.	IB109200702	DCM	23 Sep 2007 23:38
47	85	A16651.d	0.	SW081507B04-AFID	1X ETR0708116	Unrecognized:Un
48	86	A16653.d	0.	SW081507LCS04-AFID	1X ETR0708116	Unrecognized:Un
49	87	A16655.d	0.	SW081507LCSD04-AFID	1X ETR0708116	Unrecognized:Un
50	88	A16657.d	0.	0708116-01-AFID	1X	Unrecognized:Un
51	89	A16659.d	0.	0708116-02-AFID	1X	Unrecognized:Un
52	90	A16661.d	0.	0708116-03-AFID	1X	Unrecognized:Un
53	91	A16663.d	0.	C20921004-AFID	CC	24 Sep 2007 10:29
54	92	A16665.d	0.	DCM-AFID		Unrecognized:Un
55	93	A16667.d	0.	GU2092101-AFID		Unrecognized:Un

07 Oct 2007 10:09

Directory: O:\FORENSICS\DATA\PAH1\SEPT07\SEP20.SEC

Line	Vial	FileName	Multiplier	SampleName	Misc Info	Injected
56	94	A16669.d	0.	AT2092101-AFID		Unrecognized:Un
57	95	A16671.d	0.	LAN2092101-AFID		Unrecognized:Un
58	96	A16673.d	0.	ANS2092101-AFID		Unrecognized:Un
59	97	A16675.d	0.	DCM-AFID		Unrecognized:Un
60	98	A16677.d	0.	C10921005-AFID	CC	24 Sep 2007 23:26
61	99	A16679.d	0.	0708102-01-AFID	10X	25 Sep 2007 00:59
62	94	A16680a.d	0.	AT2092101-AFID	AT	Unrecognized:Un
63	95	A16680c.d	0.	TS092607LA01	1X	Unrecognized:Un
64	96	A16680e.d	0.	ANS2092101-AFID	1X	Unrecognized:Un
65	97	A16680g.d	0.	DCM-AFID	1X	Unrecognized:Un
66	98	A16680i.d	0.	C1092105A	CC	Unrecognized:Un
67	99	A16680k.d	0.	0708102-01-AFID	1X	25 Sep 2007 10:18
68	100	A16681.d	0.	0708102-01D-AFID	10X	25 Sep 2007 11:52
69	54	A16682a.d	0.	C10921005A-AFID	1X	Unrecognized:Un
70	51	A16683.d	0.	0708102-02-AFID	10X	Unrecognized:Un
71	52	A16685.d	0.	0708102-03-AFID	10X	Unrecognized:Un
72	53	A16687.d	0.	0708102-05-AFID	10X	Unrecognized:Un
73	54	A16689.d	0.	C10921006-AFID	CC	Unrecognized:Un
74	55	A16691.d	0.	DCM-AFID	1X	Unrecognized:Un
75	56	A16693.d	0.	IB109200703	DCM	25 Sep 2007 22:53
76	57	A16695.d	0.	TS090607B14-AFID	1X ETR0707067	26 Sep 2007 00:26
77	58	A16697.d	0.	TS090607LCS09-AFID	1X ETR0707067	Unrecognized:Un
78	59	A16699.d	0.	TS090607LCSD09-AFID	1X ETR0707067	Unrecognized:Un
79	60	A16701.d	0.	0707067-12-AFID	1X	Unrecognized:Un
80	61	A16703.d	0.	0707067-12D-AFID	1X	Unrecognized:Un
81	62	A16705.d	0.	C10921007-AFID	1X	Unrecognized:Un
82	63	A16707.d	0.	DCM-AFID	1X	26 Sep 2007 10:26

PAH #1 Sequence Information

SHC Continuing Calibration: WHAE73 Conc.: 50ug/mL
PAH Continuing Calibration: WHAE54 Conc.: 500ng/mL

Alaska North Slope Crude Standard: WHAE49 Conc.: 5.393 mg/ml MS
Alaska North Slope Crude Standard: WHAE15 Conc.: 9.975/mL

FID Process Method: HC10920K.M PAH Process Method: PAH10821.M

SHC Calibration IDs

SHC Calibration Level 1: WHAE07 Conc.: 1.0ug/mL
SHC Calibration Level 2: WHAE08 Conc.: 10ug/mL
SHC Calibration Level 3 (CC): WHAE73 Conc.: 50ug/mL
SHC Calibration Level 4: WHAE10 Conc.: 100ug/mL
SHC Calibration Level 5: WHAE11 Conc.: 200ug/mL

SHC Independent Check Verification: WHA12 Conc. 50ug/mL

Response Factor Report PAH-1

Method Path : O:\FORENSICS\METHODS\PAH1\SEP07\
Method File : HC10920K.M
Title : FID Forensics
Last Update : Sat Sep 22 21:56:07 2007
Response Via : Initial Calibration

Calibration Files
1 =A16591.D 10 =A16593.D 50 =A16595.D
100 =A16597.D 200 =A16599.D

		Compound	1	10	50	100	200	Avg	%RSD
1)	I	5-alpha-androstane	----------ISTD----------						
2)	t	n-Octane (C8)	0.908	0.898	0.846	0.827	0.819	0.860	4.78
3)	t	n-Nonane (C9)	0.964	0.955	0.891	0.879	0.871	0.912	4.80
4)	t	n-Decane (C10)	0.977	0.977	0.912	0.895	0.890	0.930	4.66
5)	t	n-Undecane (C11)	0.985	0.984	0.917	0.900	0.896	0.937	4.78
6)	t	n-Dodecane (C12)	1.012	1.005	0.940	0.919	0.915	0.958	4.91
7)	t	n-Tridecane (C13)	1.020	1.008	0.950	0.922	0.917	0.963	5.00
8)	t	1380	1.031	1.020	0.960	0.931	0.928	0.974	5.01
9)	t	n-Tetradecane (C14)	1.031	1.020	0.960	0.931	0.928	0.974	5.01
10)	t	1470	1.082	1.028	0.968	0.935	0.932	0.989	6.54
11)	t	n-Pentadecane (C15)	1.082	1.028	0.968	0.935	0.932	0.989	6.54
12)	t	n-Hexadecane (C16)	1.060	1.029	0.967	0.937	0.935	0.986	5.70
13)	t	1650	1.047	1.040	0.977	0.949	0.948	0.993	4.87
14)	t	n-Heptadecane (C17)	1.047	1.040	0.977	0.949	0.948	0.993	4.87
15)	t	Pristane	1.015	1.001	1.010	0.907	0.906	0.968	5.79
16)	t	n-Octadecane (C18)	1.047	1.043	0.982	0.952	0.951	0.995	4.75
17)	t	Phytane	1.062	1.049	0.993	0.950	0.949	1.001	5.32
18)	t	n-Nonadecane (C19)	1.044	1.041	0.981	0.967	1.023	1.011	3.47
19)	s	ortho-terphenyl	1.170	0.997	1.055	0.986	0.941	1.030	8.56
20)	t	n-Eicosane (C20)	1.047	1.047	0.984	0.952	0.952	0.996	4.85
21)	t	n-Heneicosane (C21)	1.079	1.074	1.008	0.975	0.975	1.022	5.04
22)	t	n-Docosane (C22)	1.039	1.031	0.969	0.934	0.934	0.981	5.19
23)	t	n-Tricosane (C23)	1.088	1.076	1.006	0.973	0.973	1.023	5.41
24)	s	d50-Tetracosane	1.059	0.898	0.950	0.893	0.903	0.941	7.42
25)	t	n-Tetracosane (C24)	1.210	1.086	1.010	0.970	0.971	1.049	9.65
26)	t	n-Pentacosane (C25)	1.103	1.082	1.013	0.975	0.975	1.030	5.81
27)	t	n-Hexacosane (C26)	1.111	1.093	1.025	0.982	0.983	1.039	5.83
28)	t	n-Heptacosane (C27)	1.101	1.081	1.007	0.969	0.972	1.026	5.99
29)	t	n-Octacosane (C28)	1.117	1.098	1.021	0.983	0.987	1.041	6.02
30)	t	n-Nonacosane (C29)	1.142	1.125	1.049	1.004	1.009	1.066	6.07
31)	t	n-Triacontane (C30)	1.127	1.108	1.030	0.987	0.994	1.049	6.19
32)	t	n-Hentriacontane (C31	1.144	1.127	1.030	1.001	1.010	1.062	6.37
33)	t	n-Dotriacontane (C32)	1.096	1.086	1.008	0.961	0.973	1.025	6.14
34)	t	n-Tritriacontane (C33	1.129	1.112	1.029	0.984	0.997	1.050	6.34
35)	t	n-tetratriacontane (C	1.150	1.132	1.042	0.998	1.012	1.067	6.54
36)	t	n-Pentatriacontane (C	1.101	1.093	1.003	0.962	0.974	1.026	6.45
37)	t	n-Hexatriacontane (C3	1.132	1.131	1.063	0.998	1.006	1.066	6.08
38)	t	n-Heptatriacontane (C	1.177	1.164	1.075	1.029	1.037	1.096	6.41
39)	t	n-Octatriacontane (C3	1.177	1.151	1.053	1.021	1.018	1.084	6.92
40)	t	n-Nonatriacontane (C3	1.160	1.163	1.076	1.042	1.023	1.093	5.98
41)	t	n-Tetracontane (C40)	1.160	1.163	1.076	1.042	1.023	1.093	5.98
42)	h	C9-C44 Total Petroleu	1.084	1.068	0.998	0.962	0.965	1.015	5.65
43)	h	C10-C28 DRO	1.084	1.068	0.998	0.962	0.965	1.015	5.65
44)	h	C9-C36 DRO	1.084	1.068	0.998	0.962	0.965	1.015	5.65
45)	h	C28-C40 ORO	1.084	1.068	0.998	0.962	0.965	1.015	5.65
46)	h	Total Resolved Hydroc	1.084	1.068	0.998	0.962	0.965	1.015	5.65

(#) = Out of Range

FID TPH RF CALCULATION

	L1	L2	L3	L4	L5
Method ID	FRNC1D.M	FRNC1D.M	FRNC1D.M	FRNC1D.M	FRNC1D.M
Date	Sat Sep 22 21:15:41 2007	Sat Sep 22 20:29:08 2007	Sat Sep 22 20:29:08 2007	Sat Sep 22 20:29:08 2007	Sat Sep 22 20:29:08 2007
File ID	A16591.D	A16593.D	A16595.D	A16597.D	A16599.D
n-Octane (C8)	813139	7783369	38378991	90700390	152196883
n-Nonane (C9)	862893	8269810	40399251	96456342	161885319
n-Decane (C10)	874535	8462431	41376812	98181153	165371650
n-Undecane (C11)	882368	8524570	41609145	98717009	166461216
n-Dodecane (C12)	906172	8703774	42623440	100797824	169947138
n-Tridecane (C13)	913544	8731128	43077372	101070507	170440376
n-Tetradecane (C14)	923140	8834582	43541640	102135734	172355980
n-Pentadecane (C15)	968494	8904242	43896180	102530030	173150639
n-Hexadecane (C16)	949078	8914497	43878452	102812165	173741429
n-Heptadecane (C17)	937798	9011727	44335523	104138026	176163867
Pristane	908939	8667577	45816056	99526060	168304602
n-Octadecane (C18)	937329	9037312	44550827	104427284	176736025
Phytane	950617	9085742	45053154	104206089	176334314
n-Nonadecane (C19)	934633	9015608	44514158	106074025	190149626
n-Eicosane (C20)	937848	9073456	44621090	104444793	176801285
n-Heneicosane (C21)	966262	9306070	45715450	106966475	181130181
n-Docosane (C22)	929992	8927994	43954859	102404382	173581599
n-Tricosane (C23)	973949	9321604	45637179	106709789	180836558
n-Tetracosane (C24)	1083239	9405035	45834306	106395126	180445973
n-Pentacosane (C25)	987258	9371290	45965189	106891403	181194248
n-Hexacosane (C26)	994596	9467856	46517325	107673156	182666699
n-Heptacosane (C27)	985725	9362763	45660452	106332678	180582876
n-Octacosane (C28)	999760	9514397	46300282	107818205	183373131
n-Nonacosane (C29)	1022867	9745768	47563859	110064885	187503674
n-Triacontane (C30)	1009042	9601457	46735350	108205964	184655726
n-Hentriacontane (C31)	1023854	9761173	46716367	109742858	187741288
n-Dotriacontane (C32)	981516	9411719	45730541	105455153	180813785
n-Tritriacontane (C33)	1010618	9637062	46670542	107877973	185324347
n-tetratriacontane (C34)	1029323	9804330	47288495	109420639	188051259
n-Pentatriacontane (C35)	985548	9467433	45476998	105463739	180885801
n-Hexatriacontane (C36)	1013303	9796309	48224783	109425880	186938662
n-Heptatriacontane (C37)	1054229	10081685	48747034	112834119	192580254
n-Octatriacontane (C38)	1054196	9972819	47769418	111969019	189174152
n-Tetracontane (C40)	1038663	10071879	48788266	114329023	190107396

	L1	L2	L3	L4	L5
C9-C44 Total Petroleum Hydrocarbons	970646	9250458	45290600	105499924	179255487
C10-C28 DRO	970646	9250458	45290600	105499924	179255487
C9-C36 DRO	970646	9250458	45290600	105499924	179255487
C28-C40 ORO	970646	9250458	45290600	105499924	179255487
1380	923140	8834582	43541640	102135734	172355980
1470	968494	8904242	43896180	102530030	173150639
1650	937798	9011727	44335523	104138026	176163867
n-Nonatriacontane (C39)	1038663	10071879	48788266	114329023	190107396

Quantitation Report (QT Reviewed)

Data Path : O:\FORENSICS\DATA\PAH1\SEPT07\SEP20.SEC\
Data File : A16591.D
Signal(s) : FID2B.CH
Acq On : 21 Sep 2007 6:41 pm
Operator : AC
Sample : I1092101-AFID
Misc : L1
ALS Vial : 56 Sample Multiplier: 1

Integration File: events.e
Quant Time: Sep 22 21:22:00 2007
Quant Method : C:\MSDCHEM\1\METHODS\HC10920K.M
Quant Title : FID Forensics
QLast Update : Sat Sep 22 20:29:08 2007
Response via : Initial Calibration
Integrator: ChemStation 6890 Scale Mode: Small noise peaks clipped

Volume Inj. :
Signal Phase :
Signal Info :

Compound	R.T.	Response	Conc Units
Internal Standards			
1) I 5-alpha-androstane	31.51	44767735	50.000 ug/mLm
System Monitoring Compounds			
19) s ortho-terphenyl	29.45	1047687	1.124 ug/mLm
Spiked Amount 50.000	Range 50 - 130	Recovery =	2.25%#
24) s d50-Tetracosane	36.26	947902	1.166 ug/mLm
Spiked Amount 50.000	Range 50 - 130	Recovery =	2.33%#
Target Compounds			
2) t n-Octane (C8)	5.73	813139	1.095 ug/mLm
3) t n-Nonane (C9)	8.00	862893	1.091 ug/mLm
4) t n-Decane (C10)	10.52	874535	1.079 ug/mLm
5) t n-Undecane (C11)	13.05	882368	1.091 ug/mLm
6) t n-Dodecane (C12)	15.49	906172	1.096 ug/mLm
7) t n-Tridecane (C13)	17.81	913544	1.094 ug/mLm
9) t n-Tetradecane (C14)	20.00	923140	1.087 ug/mLm
11) t n-Pentadecane (C15)	22.07	968494	1.130 ug/mLm
12) t n-Hexadecane (C16)	24.04	949078	1.100 ug/mLm
14) t n-Heptadecane (C17)	25.90	937798	1.080 ug/mLm
15) t Pristane	26.02	908939	1.071 ug/mLm
16) t n-Octadecane (C18)	27.68	937329	1.071 ug/mLm
17) t Phytane	27.85	950617	1.073 ug/mLm
18) t n-Nonadecane (C19)	29.37	934633	1.075 ug/mLm
20) t n-Eicosane (C20)	30.98	937848	1.076 ug/mLm
21) t n-Heneicosane (C21)	32.53	966262	1.083 ug/mLm
22) t n-Docosane (C22)	34.01	929992	1.087 ug/mLm
23) t n-Tricosane (C23)	35.43	973949	1.092 ug/mLm
25) t n-Tetracosane (C24)	36.80	1083239	1.216 ug/mLm
26) t n-Pentacosane (C25)	38.11	987258	1.096 ug/mLm
27) t n-Hexacosane (C26)	39.37	994596	1.098 ug/mLm
28) t n-Heptacosane (C27)	40.60	985725	1.098 ug/mLm
29) t n-Octacosane (C28)	41.77	999760	1.094 ug/mLm
30) t n-Nonacosane (C29)	42.91	1022867	1.092 ug/mLm
31) t n-Triacontane (C30)	44.02	1009042	1.091 ug/mLm
32) t n-Hentriacontane (C31)	45.09	1023854	1.087 ug/mLm
33) t n-Dotriacontane (C32)	46.12	981516	1.081 ug/mLm
34) t n-Tritriacontane (C33)	47.13	1010618	1.089 ug/mLm
35) t n-tetratriacontane (C34)	48.22	1029323	1.102 ug/mLm
36) t n-Pentatriacontane (C35)	49.46	985548	1.100 ug/mLm
37) t n-Hexatriacontane (C36)	50.89	1013303	1.110 ug/mLm
38) t n-Heptatriacontane (C37)	52.56f	1054229	1.136 ug/mLm
39) t n-Octatriacontane (C38)	54.51f	1054196	1.171 ug/mLm
41) t n-Tetracontane (C40)	59.57f	1038663	1.179 ug/mLm

File :O:\FORENSICS\DATA\PAH1\SEPT07\SEP20.SEC\A16591.D
Operator : AC
Acquired : 21 Sep 2007 6:41 pm using AcqMethod FRNC1D.M
Instrument : PAH-1
Sample Name: I1092101-AFID
Misc Info : L1
Vial Number: 56

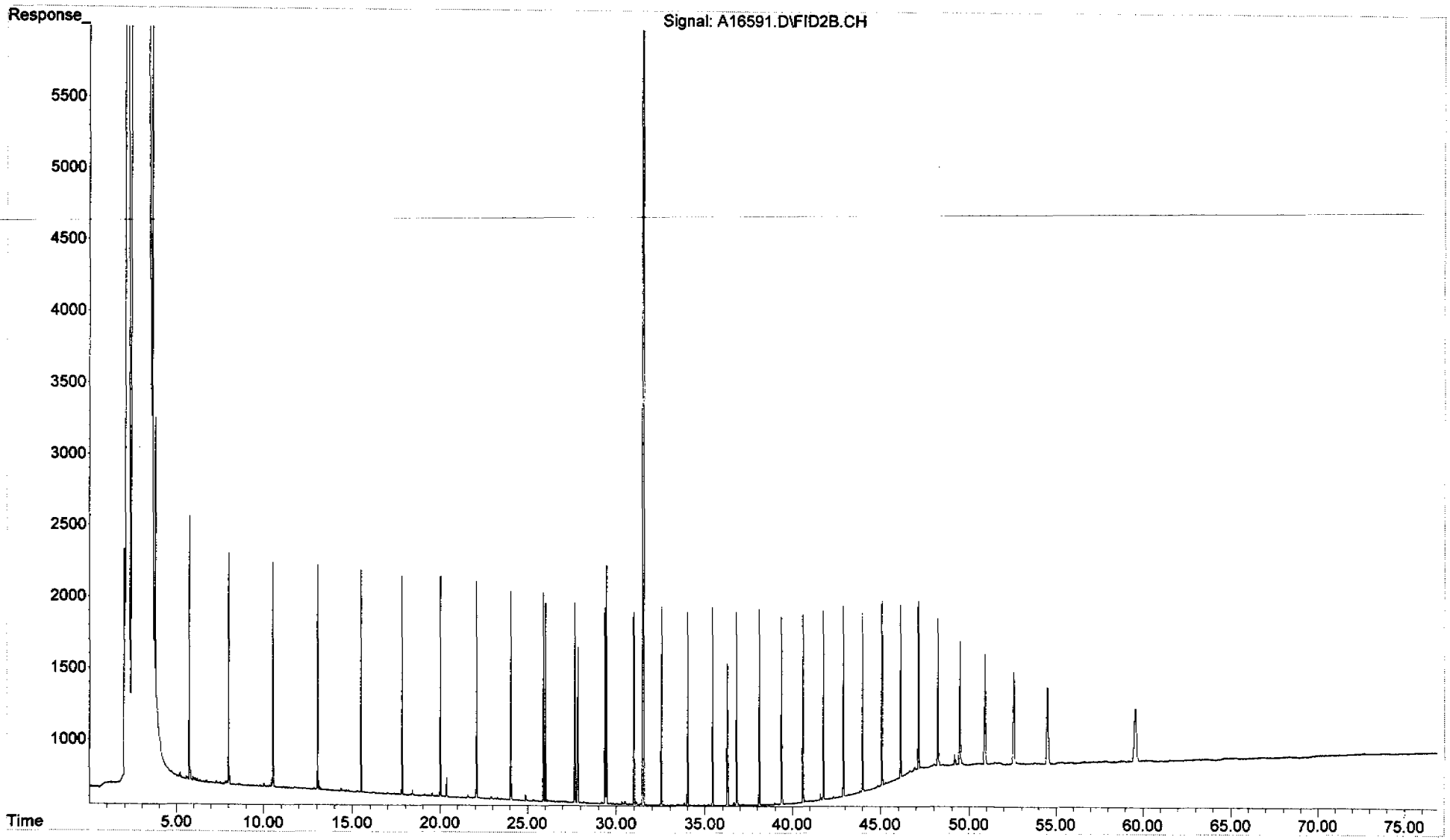

Quantitation Report (QT Reviewed)

Data Path : O:\FORENSICS\DATA\PAH1\SEPT07\SEP20.SEC\
Data File : A16593.D
Signal(s) : FID2B.CH
Acq On : 21 Sep 2007 8:09 pm
Operator : AC
Sample : I1092102-AFID
Misc : L2
ALS Vial : 57 Sample Multiplier: 1

Integration File: events.e
Quant Time: Sep 22 21:23:00 2007
Quant Method : C:\MSDCHEM\1\METHODS\HC10920K.M
Quant Title : FID Forensics
QLast Update : Sat Sep 22 20:29:08 2007
Response via : Initial Calibration
Integrator: ChemStation 6890 Scale Mode: Small noise peaks clipped

Volume Inj. :
Signal Phase :
Signal Info :

Compound	R.T.	Response	Conc Units
Internal Standards			
1) I 5-alpha-androstane	31.51	43313129	50.000 ug/mLm
System Monitoring Compounds			
19) s ortho-terphenyl	29.45	8637421	9.574 ug/mLm
Spiked Amount 50.000 Range 50 - 130		Recovery =	19.15%#
24) s d50-Tetracosane	36.27	7782858	9.892 ug/mLm
Spiked Amount 50.000 Range 50 - 130		Recovery =	19.78%#
Target Compounds			
2) t n-Octane (C8)	5.73	7783369	10.835 ug/mLm
3) t n-Nonane (C9)	8.01	8269810	10.810 ug/mLm
4) t n-Decane (C10)	10.53	8462431	10.795 ug/mLm
5) t n-Undecane (C11)	13.06	8524570	10.891 ug/mLm
6) t n-Dodecane (C12)	15.50	8703774	10.880 ug/mLm
7) t n-Tridecane (C13)	17.81	8731128	10.807 ug/mLm
9) t n-Tetradecane (C14)	20.00	8834582	10.756 ug/mLm
11) t n-Pentadecane (C15)	22.08	8904242	10.743 ug/mLm
12) t n-Hexadecane (C16)	24.04	8914497	10.677 ug/mLm
14) t n-Heptadecane (C17)	25.91	9011727	10.727 ug/mLm
15) t Pristane	26.03	8667577	10.559 ug/mLm
16) t n-Octadecane (C18)	27.68	9037312	10.678 ug/mLm
17) t Phytane	27.85	9085742	10.600 ug/mLm
18) t n-Nonadecane (C19)	29.37	9015608	10.719 ug/mLm
20) t n-Eicosane (C20)	30.99	9073456	10.760 ug/mLm
21) t n-Heneicosane (C21)	32.53	9306070	10.776 ug/mLm
22) t n-Docosane (C22)	34.01	8927994	10.784 ug/mLm
23) t n-Tricosane (C23)	35.43	9321604	10.801 ug/mLm
25) t n-Tetracosane (C24)	36.80	9405035	10.910 ug/mLm
26) t n-Pentacosane (C25)	38.11	9371290	10.758 ug/mLm
27) t n-Hexacosane (C26)	39.38	9467856	10.803 ug/mLm
28) t n-Heptacosane (C27)	40.60	9362763	10.776 ug/mLm
29) t n-Octacosane (C28)	41.78	9514397	10.765 ug/mLm
30) t n-Nonacosane (C29)	42.92	9745768	10.751 ug/mLm
31) t n-Triacontane (C30)	44.02	9601457	10.730 ug/mLm
32) t n-Hentriacontane (C31)	45.09	9761173	10.710 ug/mLm
33) t n-Dotriacontane (C32)	46.13	9411719	10.714 ug/mLm
34) t n-Tritriacontane (C33)	47.14	9637062	10.734 ug/mLm
35) t n-tetratriacontane (C34)	48.23	9804330	10.845 ug/mLm
36) t n-Pentatriacontane (C35)	49.47	9467433	10.924 ug/mLm
37) t n-Hexatriacontane (C36)	50.91	9796309	11.096 ug/mL
38) t n-Heptatriacontane (C37)	52.57f	10081685	11.228 ug/mLm
39) t n-Octatriacontane (C38)	54.53f	9972819	11.453 ug/mLm
41) t n-Tetracontane (C40)	59.58f	10071879	11.813 ug/mLm

File :O:\Forensics\Data\PAH1\SEPT07\SEP20.SEC\A16593.D
Operator : AC
Acquired : 21 Sep 2007 8:09 pm using AcqMethod FRNC1D.M
Instrument : PAH-1
Sample Name: I1092102-AFID
Misc Info : L2
Vial Number: 57

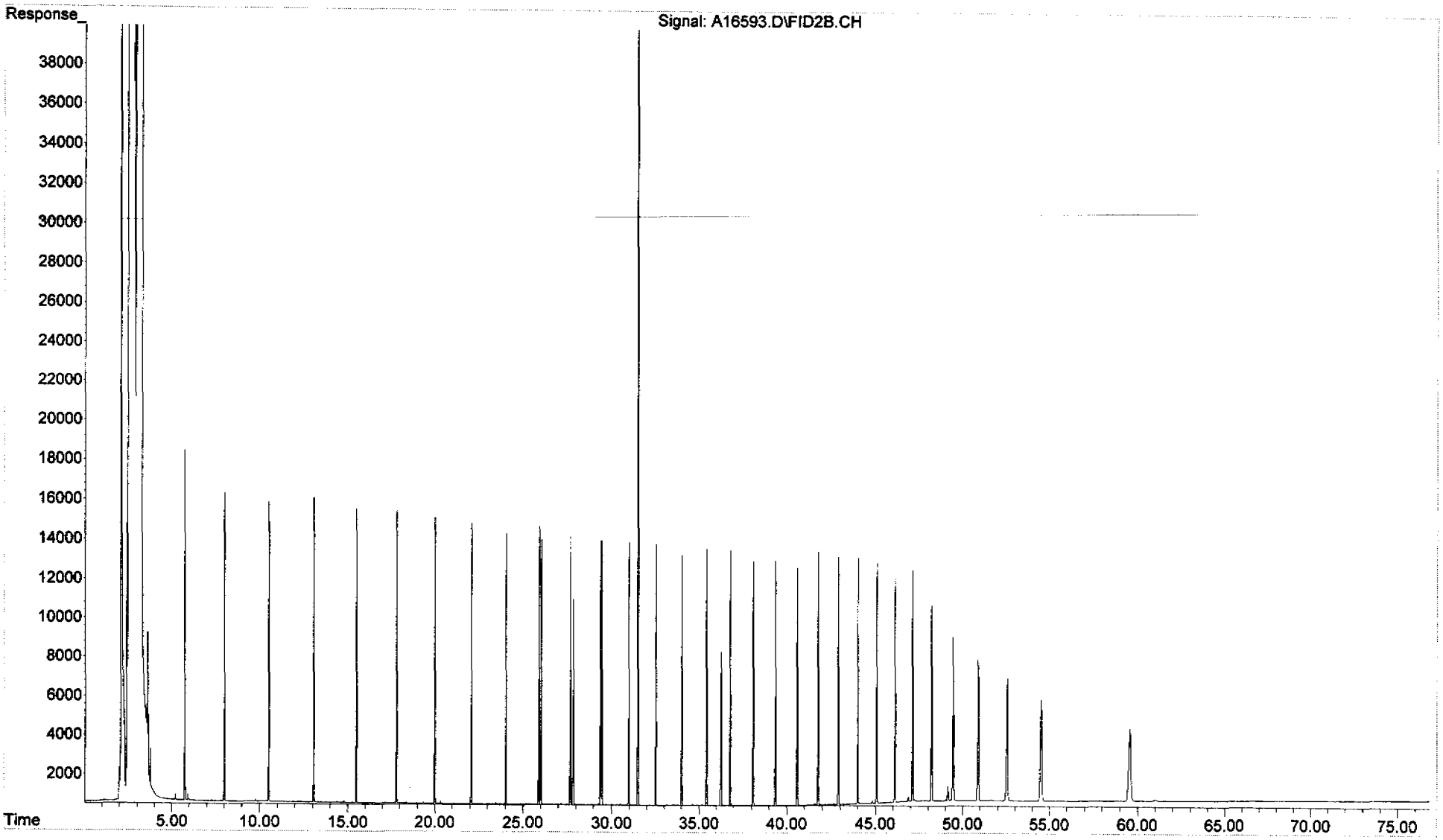

Quantitation Report (QT Reviewed)

Data Path : O:\FORENSICS\DATA\PAH1\SEPT07\SEP20.SEC\
Data File : A16595.D
Signal(s) : FID2B.CH
Acq On : 21 Sep 2007 9:37 pm
Operator : AC
Sample : I1092103-AFID
Misc : L3
ALS Vial : 58 Sample Multiplier: 1

Integration File: events.e
Quant Time: Sep 22 21:23:00 2007
Quant Method : C:\MSDCHEM\1\METHODS\HC10920K.M
Quant Title : FID Forensics
QLast Update : Sat Sep 22 20:29:08 2007
Response via : Initial Calibration
Integrator: ChemStation 6890 Scale Mode: Small noise peaks clipped

Volume Inj. :
Signal Phase :
Signal Info :

	Compound	R.T.	Response	Conc Units
	Internal Standards			
1) I	5-alpha-androstane	31.52	45361448	50.000 ug/mLm
	System Monitoring Compounds			
19) s	ortho-terphenyl	29.47	47862522	50.657 ug/mLm
Spiked Amount	50.000	Range	50 - 130	Recovery = 101.31%
24) s	d50-Tetracosane	36.28	43090439	52.295 ug/mLm
Spiked Amount	50.000	Range	50 - 130	Recovery = 104.59%
	Target Compounds			
2) t	n-Octane (C8)	5.76	38378991	51.012 ug/mLm
3) t	n-Nonane (C9)	8.02	40399251	50.426 ug/mLm
4) t	n-Decane (C10)	10.54	41376812	50.397 ug/mLm
5) t	n-Undecane (C11)	13.07	41609145	50.759 ug/mLm
6) t	n-Dodecane (C12)	15.51	42623440	50.875 ug/mLm
7) t	n-Tridecane (C13)	17.83	43077372	50.911 ug/mLm
9) t	n-Tetradecane (C14)	20.02	43541640	50.620 ug/mLm
11) t	n-Pentadecane (C15)	22.09	43896180	50.568 ug/mLm
12) t	n-Hexadecane (C16)	24.06	43878452	50.180 ug/mLm
14) t	n-Heptadecane (C17)	25.92	44335523	50.392 ug/mLm
15) t	Pristane	26.05	45816056	53.293 ug/mLm
16) t	n-Octadecane (C18)	27.70	44550827	50.261 ug/mLm
17) t	Phytane	27.87	45053154	50.190 ug/mLm
18) t	n-Nonadecane (C19)	29.39	44514158	50.536 ug/mLm
20) t	n-Eicosane (C20)	31.01	44621090	50.526 ug/mLm
21) t	n-Heneicosane (C21)	32.55	45715450	50.546 ug/mLm
22) t	n-Docosane (C22)	34.03	43954859	50.697 ug/mLm
23) t	n-Tricosane (C23)	35.45	45637179	50.492 ug/mLm
25) t	n-Tetracosane (C24)	36.82	45834306	50.770 ug/mLm
26) t	n-Pentacosane (C25)	38.13	45965189	50.383 ug/mLm
27) t	n-Hexacosane (C26)	39.40	46517325	50.682 ug/mLm
28) t	n-Heptacosane (C27)	40.62	45660452	50.181 ug/mLm
29) t	n-Octacosane (C28)	41.80	46300282	50.021 ug/mLm
30) t	n-Nonacosane (C29)	42.94	47563859	50.101 ug/mLm
31) t	n-Triacontane (C30)	44.04	46735350	49.871 ug/mLm
32) t	n-Hentriacontane (C31)	45.11	46716367	48.941 ug/mLm
33) t	n-Dotriacontane (C32)	46.15	45730541	49.709 ug/mLm
34) t	n-Tritriacontane (C33)	47.16	46670542	49.637 ug/mLm
35) t	n-tetratriacontane (C34)	48.25	47288495	49.945 ug/mLm
36) t	n-Pentatriacontane (C35)	49.50	45476998	50.102 ug/mLm
37) t	n-Hexatriacontane (C36)	50.95	48224783	52.158 ug/mLm
38) t	n-Heptatriacontane (C37)	52.62	48747034	51.837 ug/mLm
39) t	n-Octatriacontane (C38)	54.57	47769418	52.384 ug/mLm
41) t	n-Tetracontane (C40)	59.65f	48788266	54.636 ug/mLm

File :O:\Forensics\Data\PAH1\SEPT07\SEP20.SEC\A16595.D
Operator : AC
Acquired : 21 Sep 2007 9:37 pm using AcqMethod FRNC1D.M
Instrument : PAH-1
Sample Name: I1092103-AFID
Misc Info : L3
Vial Number: 58

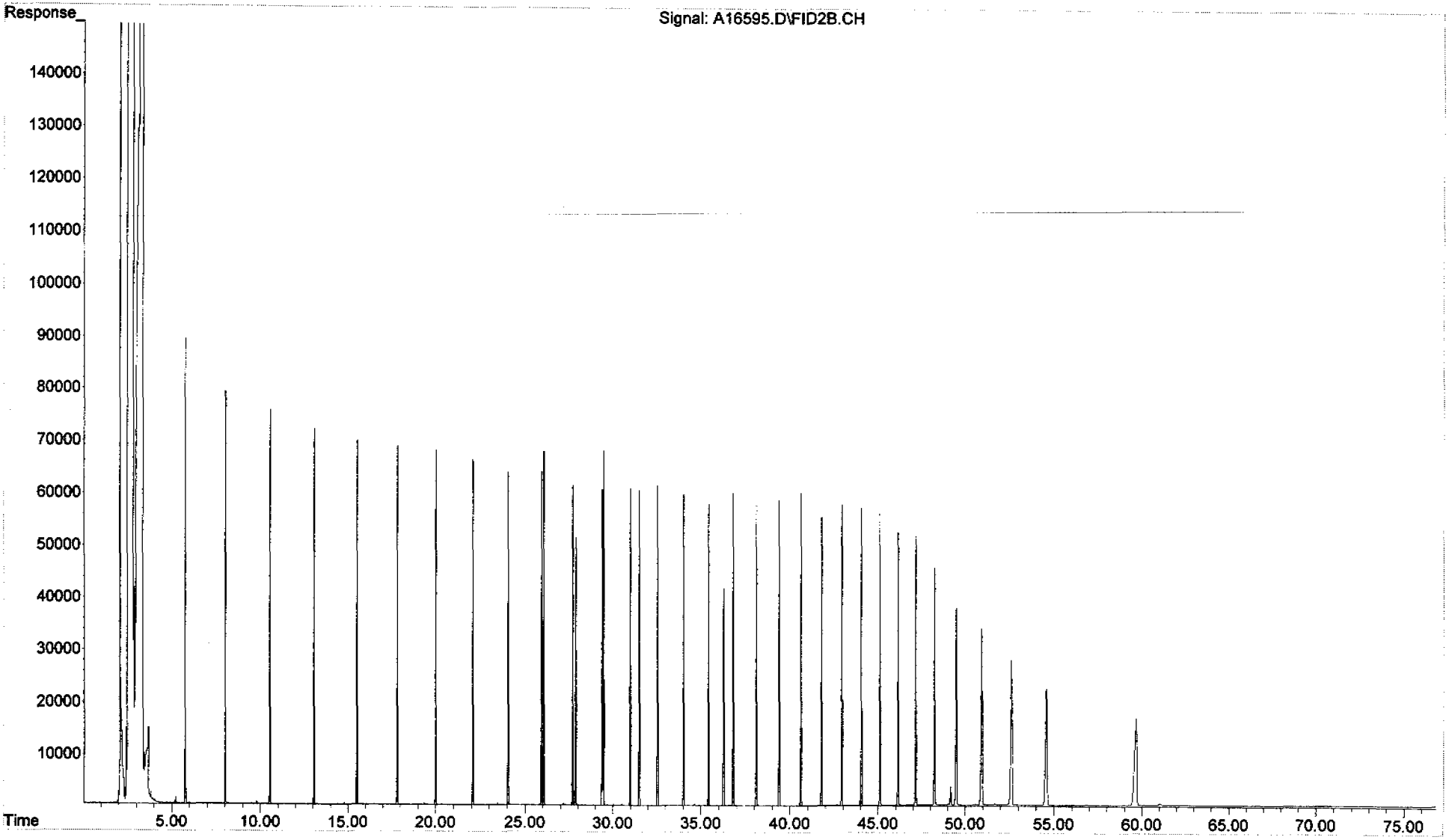

Quantitation Report (QT Reviewed)

Data Path : O:\FORENSICS\DATA\PAH1\SEPT07\SEP20.SEC\
Data File : A16597.D
Signal(s) : FID2B.CH
Acq On : 21 Sep 2007 11:05 pm
Operator : AC
Sample : I1092104-AFID
Misc : L4
ALS Vial : 59 Sample Multiplier: 1

Integration File: events.e
Quant Time: Sep 22 21:24:00 2007
Quant Method : C:\MSDCHEM\1\METHODS\EC10920K.M
Quant Title : FID Forensics
QLast Update : Sat Sep 22 20:29:08 2007
Response via : Initial Calibration
Integrator: ChemStation 6890 Scale Mode: Small noise peaks clipped

Volume Inj. :
Signal Phase :
Signal Info :

Compound	R.T.	Response	Conc Units
Internal Standards			
1) I 5-alpha-androstane	31.52	54839437	50.000 ug/mLm
System Monitoring Compounds			
19) s ortho-terphenyl	29.50	108191243	94.717 ug/mLm
Spiked Amount 50.000	Range 50 - 130	Recovery =	189.43%#
24) s d50-Tetracosane	36.31	97942522	98.320 ug/mLm
Spiked Amount 50.000	Range 50 - 130	Recovery =	196.64%#
Target Compounds			
2) t n-Octane (C8)	5.82	90700390	99.720 ug/mLm
3) t n-Nonane (C9)	8.07	96456342	99.587 ug/mLm
4) t n-Decane (C10)	10.57	98181153	98.917 ug/mLm
5) t n-Undecane (C11)	13.09	98717009	99.612 ug/mLm
6) t n-Dodecane (C12)	15.53	100797824	99.519 ug/mLm
7) t n-Tridecane (C13)	17.85	101070507	98.806 ug/mLm
9) t n-Tetradecane (C14)	20.04	102135734	98.217 ug/mLm
11) t n-Pentadecane (C15)	22.11	102530030	97.699 ug/mLm
12) t n-Hexadecane (C16)	24.08	102812165	97.256 ug/mLm
14) t n-Heptadecane (C17)	25.95	104138026	97.907 ug/mLm
15) t Pristane	26.07	99526060	95.759 ug/mLm
16) t n-Octadecane (C18)	27.72	104427284	97.450 ug/mLm
17) t Phytane	27.90	104206089	96.023 ug/mLm
18) t n-Nonadecane (C19)	29.42	106074025	99.611 ug/mLm
20) t n-Eicosane (C20)	31.03	104444793	97.827 ug/mLm
21) t n-Heneicosane (C21)	32.57	106966475	97.828 ug/mLm
22) t n-Docosane (C22)	34.05	102404382	97.698 ug/mLm
23) t n-Tricosane (C23)	35.48	106709789	97.657 ug/mLm
25) t n-Tetracosane (C24)	36.84	106395126	97.483 ug/mLm
26) t n-Pentacosane (C25)	38.16	106891403	96.915 ug/mLm
27) t n-Hexacosane (C26)	39.42	107673156	97.037 ug/mLm
28) t n-Heptacosane (C27)	40.64	106332678	96.662 ug/mLm
29) t n-Octacosane (C28)	41.83	107818205	96.350 ug/mLm
30) t n-Nonacosane (C29)	42.97	110064885	95.899 ug/mLm
31) t n-Triacontane (C30)	44.07	108205964	95.509 ug/mLm
32) t n-Hentriacontane (C31)	45.14	109742858	95.098 ug/mLm
33) t n-Dotriacontane (C32)	46.17	105455153	94.817 ug/mLm
34) t n-Tritriacontane (C33)	47.19	107877973	94.906 ug/mLm
35) t n-tetratriacontane (C34)	48.29	109420639	95.593 ug/mLm
36) t n-Pentatriacontane (C35)	49.54	105463739	96.109 ug/mLm
37) t n-Hexatriacontane (C36)	50.99	109425880	97.895 ug/mLm
38) t n-Heptatriacontane (C37)	52.68	112834119	99.248 ug/mLm
39) t n-Octatriacontane (C38)	54.66	111969019	101.564 ug/mLm
41) t n-Tetracontane (C40)	59.75	114329023	105.905 ug/mLm

File :O:\Forensics\Data\PAH1\SEPT07\SEP20.SEC\A16597.D
Operator : AC
Acquired : 21 Sep 2007 11:05 pm using AcqMethod FRNC1D.M
Instrument : PAH-1
Sample Name: I1092104-AFID
Misc Info : L4
Vial Number: 59

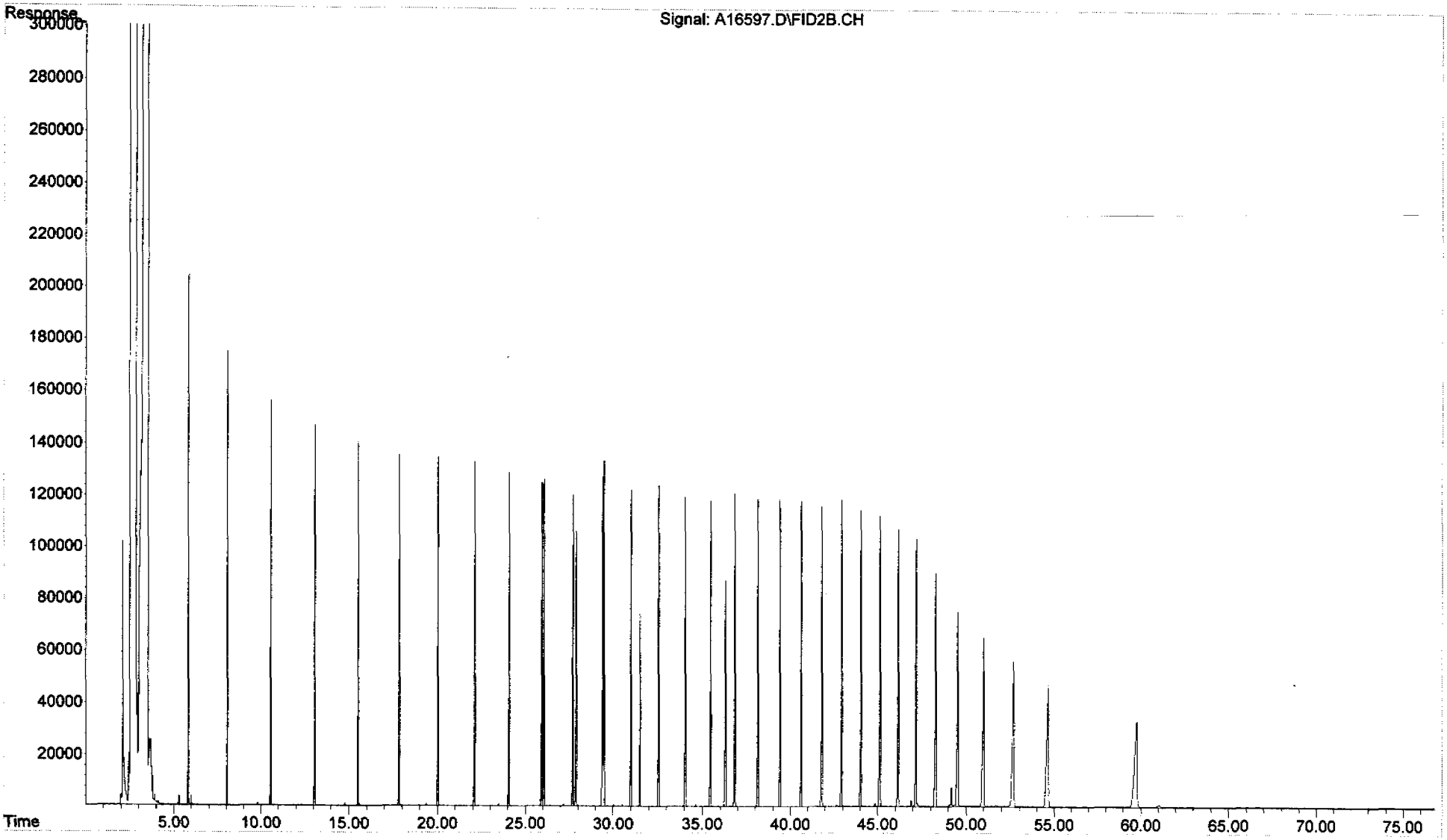

Quantitation Report (QT Reviewed)

Data Path : O:\FORENSICS\DATA\PAH1\SEPT07\SEP20.SEC\
Data File : A16599.D
Signal(s) : FID2B.CH
Acq On : 22 Sep 2007 12:34 am
Operator : AC
Sample : I1092105-AFID
Misc : L5
ALS Vial : 60 Sample Multiplier: 1

Integration File: events.e
Quant Time: Sep 22 21:24:00 2007
Quant Method : C:\MSDCHEM\1\METHODS\HC10920K.M
Quant Title : FID Forensics
QLast Update : Sat Sep 22 20:29:08 2007
Response via : Initial Calibration
Integrator: ChemStation 6890 Scale Mode: Small noise peaks clipped

Volume Inj. :
Signal Phase :
Signal Info :

	Compound	R.T.	Response	Conc Units
Internal Standards				
1) I	5-alpha-androstane	31.52	46448732	50.000 ug/mLm
System Monitoring Compounds				
19) s	ortho-terphenyl	29.52	174924227	180.803 ug/mLm
Spiked Amount	50.000	Range	50 - 130	Recovery = 361.61%#
24) s	d50-Tetracosane	36.32	167753733	198.822 ug/mLm
Spiked Amount	50.000	Range	50 - 130	Recovery = 397.64%#
Target Compounds				
2) t	n-Octane (C8)	5.85	152196883	197.559 ug/mLm
3) t	n-Nonane (C9)	8.09	161885319	197.333 ug/mLm
4) t	n-Decane (C10)	10.59	165371650	196.708 ug/mLm
5) t	n-Undecane (C11)	13.11	166461216	198.313 ug/mLm
6) t	n-Dodecane (C12)	15.54	169947138	198.101 ug/mLm
7) t	n-Tridecane (C13)	17.86	170440376	196.721 ug/mLm
9) t	n-Tetradecane (C14)	20.05	172355980	195.684 ug/mLm
11) t	n-Pentadecane (C15)	22.13	173150639	194.798 ug/mLm
12) t	n-Hexadecane (C16)	24.09	173741429	194.042 ug/mLm
14) t	n-Heptadecane (C17)	25.96	176163867	195.543 ug/mLm
15) t	Pristane	26.09	168304602	191.187 ug/mLm
16) t	n-Octadecane (C18)	27.74	176736025	194.721 ug/mLm
17) t	Phytane	27.92	176334314	191.839 ug/mLm
18) t	n-Nonadecane (C19)	29.44	190149626	210.820 ug/mLm
20) t	n-Eicosane (C20)	31.05	176801285	195.514 ug/mLm
21) t	n-Heneicosane (C21)	32.59	181130181	195.581 ug/mLm
22) t	n-Docosane (C22)	34.08	173581599	195.519 ug/mLm
23) t	n-Tricosane (C23)	35.50	180836558	195.392 ug/mLm
25) t	n-Tetracosane (C24)	36.87	180445973	195.197 ug/mLm
26) t	n-Pentacosane (C25)	38.18	181194248	193.961 ug/mLm
27) t	n-Hexacosane (C26)	39.45	182666699	194.361 ug/mLm
28) t	n-Heptacosane (C27)	40.67	180582876	193.814 ug/mLm
29) t	n-Octacosane (C28)	41.85	183373131	193.470 ug/mLm
30) t	n-Nonacosane (C29)	42.99	187503674	192.884 ug/mLm
31) t	n-Triacontane (C30)	44.10	184655726	192.431 ug/mLm
32) t	n-Hentriacontane (C31)	45.16	187741288	192.076 ug/mLm
33) t	n-Dotriacontane (C32)	46.20	180813785	191.942 ug/mLm
34) t	n-Tritriacontane (C33)	47.21	185324347	192.491 ug/mLm
35) t	n-tetratriacontane (C34)	48.32	188051259	193.965 ug/mLm
36) t	n-Pentatriacontane (C35)	49.58	180885801	194.619 ug/mLm
37) t	n-Hexatriacontane (C36)	51.04	186938662	197.452 ug/mLm
38) t	n-Heptatriacontane (C37)	52.73	192580254	199.992 ug/mLm
39) t	n-Octatriacontane (C38)	54.72	189174152	202.593 ug/mLm
41) t	n-Tetracontane (C40)	59.85	190107396	207.911 ug/mLm

File :O:\Forensics\Data\PAH1\SEPT07\SEP20.SEC\A16599.D
Operator : AC
Acquired : 22 Sep 2007 12:34 am using AcqMethod FRNC1D.M
Instrument : PAH-1
Sample Name: I1092105-AFID
Misc Info : L5
Vial Number: 60

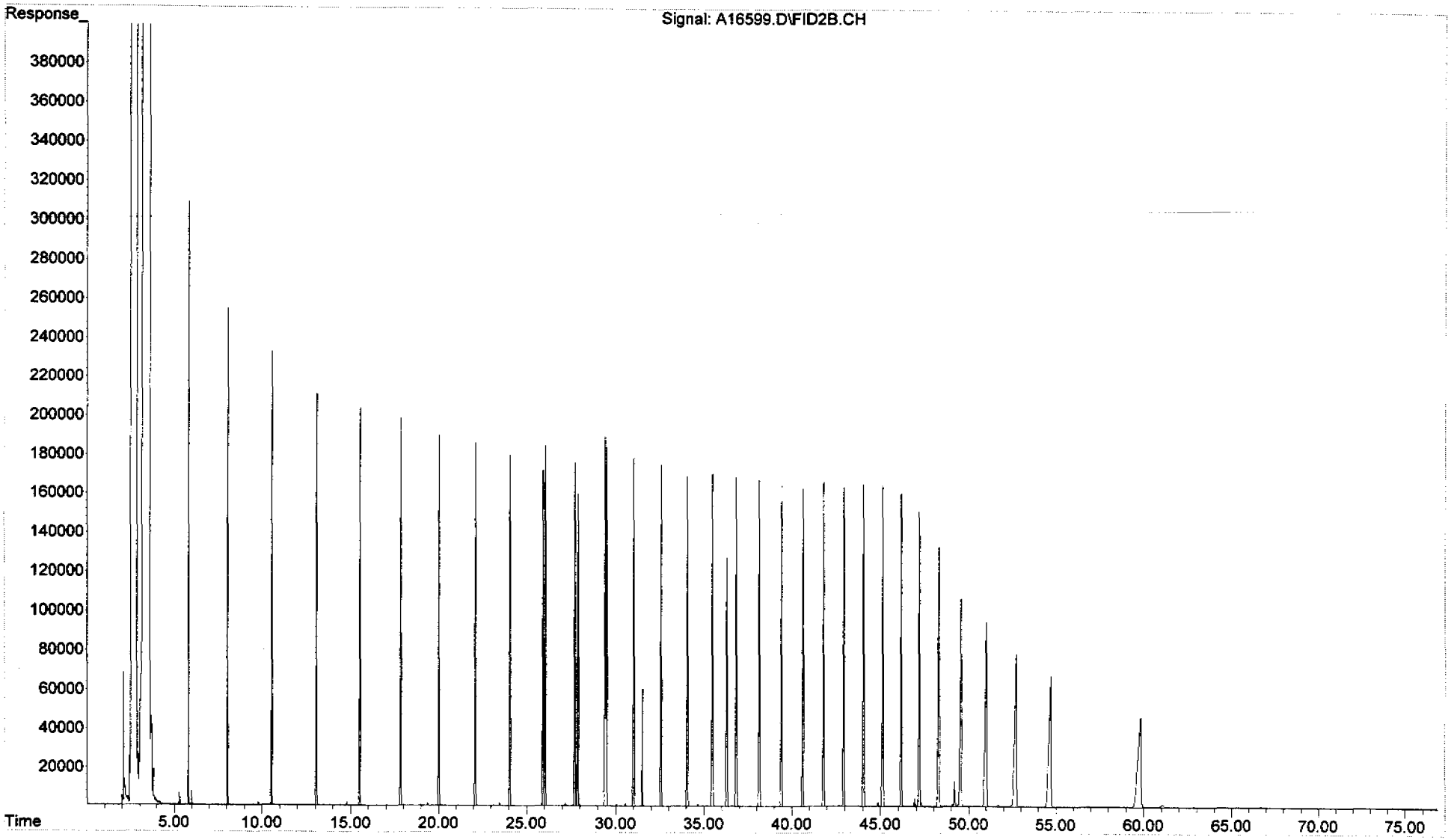

Evaluate Continuing Calibration Report

Data Path : O:\Forensics\Data\PAH1\SEPT07\SEP20.SEC\
Data File : A16601.D
Signal(s) : FID2B.CH
Acq On : 22 Sep 2007 2:02 am
Operator : AC
Sample : Q1092101-AFID
Misc : ICC
ALS Vial : 61 Sample Multiplier: 1

Integration File: SHCINT1.E
Quant Time: Sep 22 20:25:00 2007
Quant Method : C:\MSDCHEM\1\METHODS\HC10920K.M
Quant Title : FID Forensics
QLast Update : Sat Sep 22 21:56:07 2007
Response via : Initial Calibration
Integrator: ChemStation 6890 Scale Mode: Large solvent peaks clipped

Volume Inj. : 1.0
Signal Phase : Rtx-5MS
Signal Info : 0.25mm

Min. RRF : 0.050 Min. Rel. Area : 10% Max. R.T. Dev 0.50min
Max. RRF Dev : 25% Max. Rel. Area : 200%

		Compound	Amount	Calc.	%Dev	Area%	Dev(Min)
1	I	5-alpha-androstane	50.000	50.000	0.0	0	0.09
2	t	n-Octane (C8)	50.000	50.748	-1.5	0	0.00
3	t	n-Nonane (C9)	50.000	50.549	-1.1	0	0.00
4	t	n-Decane (C10)	50.000	50.737	-1.5	0	0.00
5	t	n-Undecane (C11)	50.000	50.394	-0.8	0	0.00
6	t	n-Dodecane (C12)	50.000	50.287	-0.6	0	0.00
7	t	n-Tridecane (C13)	50.000	50.394	-0.8	0	0.00
9	t	n-Tetradecane (C14)	50.000	50.271	-0.5	0	0.00
11	t	n-Pentadecane (C15)	50.000	49.823	0.4	0	0.00
12	t	n-Hexadecane (C16)	50.000	49.909	0.2	0	0.00
14	t	n-Heptadecane (C17)	50.000	50.061	-0.1	0	0.00
15	t	Pristane	50.000	52.983	-6.0	0	0.00
16	t	n-Octadecane (C18)	50.000	50.131	-0.3	0	0.00
17	t	Phytane	50.000	50.350	-0.7	0	0.00
18	t	n-Nonadecane (C19)	50.000	49.295	1.4	0	0.00
19	s	ortho-terphenyl	50.000	49.946	0.1	0	0.00
20	t	n-Eicosane (C20)	50.000	50.122	-0.2	0	0.00
21	t	n-Heneicosane (C21)	50.000	50.057	-0.1	0	0.00
22	t	n-Docosane (C22)	50.000	50.130	-0.3	0	0.00
23	t	n-Tricosane (C23)	50.000	49.856	0.3	0	0.00
24	s	d50-Tetracosane	50.000	52.870	-5.7	0	-0.01
25	t	n-Tetracosane (C24)	50.000	48.777	2.4	0	0.00
26	t	n-Pentacosane (C25)	50.000	49.953	0.1	0	0.00
27	t	n-Hexacosane (C26)	50.000	50.125	-0.3	0	0.00
28	t	n-Heptacosane (C27)	50.000	49.824	0.4	0	0.00
29	t	n-Octacosane (C28)	50.000	49.797	0.4	0	0.00
30	t	n-Nonacosane (C29)	50.000	49.991	0.0	0	0.00
31	t	n-Triacontane (C30)	50.000	49.912	0.2	0	0.00
32	t	n-Hentriacontane (C31)	50.000	49.307	1.4	0	0.00
33	t	n-Dotriacontane (C32)	50.000	50.009	-0.0	0	0.00
34	t	n-Tritriacontane (C33)	50.000	49.818	0.4	0	0.00
35	t	n-tetratriacontane (C34)	50.000	49.759	0.5	0	0.00
36	t	n-Pentatriacontane (C35)	50.000	49.689	0.6	0	0.01
37	t	n-Hexatriacontane (C36)	50.000	50.753	-1.5	0	0.03
38	t	n-Heptatriacontane (C37)	50.000	49.898	0.2	0	0.04
39	t	n-Octatriacontane (C38)	50.000	49.534	0.9	0	0.06
41	t	n-Tetracontane (C40)	50.000	50.131	-0.3	0	0.09

Evaluate Continuing Calibration Report - Not Founds

Quantitation Report (QT Reviewed)

Data Path : O:\FORENSICS\DATA\PAH1\SEPT07\SEP20.SEC\
Data File : A16601.D
Signal(s) : FID2B.CH
Acq On : 22 Sep 2007 2:02 am
Operator : AC
Sample : Q1092101-AFID
Misc : ICC
ALS Vial : 61 Sample Multiplier: 1

Integration File: events.e
Quant Time: Sep 22 21:25:00 2007
Quant Method : C:\MSDCHEM\1\METHODS\HC10920K.M
Quant Title : FID Forensics
QLast Update : Sat Sep 22 21:56:07 2007
Response via : Initial Calibration
Integrator: ChemStation 6890 Scale Mode: Small noise peaks clipped

Volume Inj. :
Signal Phase :
Signal Info :

Compound	R.T.	Response	Conc Units
Internal Standards			
1) I 5-alpha-androstane	31.52	45239502	50.000 ug/mLm
System Monitoring Compounds			
19) s ortho-terphenyl	29.48	46549014	49.946 ug/mLm
Spiked Amount 50.000	Range 50 - 130	Recovery =	99.89%
24) s d50-Tetracosane	36.28	44994313	52.870 ug/mLm
Spiked Amount 50.000	Range 50 - 130	Recovery =	105.74%
Target Compounds			
2) t n-Octane (C8)	5.76	39477625	50.748 ug/mLm
3) t n-Nonane (C9)	8.02	41709259	50.549 ug/mLm
4) t n-Decane (C10)	10.54	42702517	50.737 ug/mLm
5) t n-Undecane (C11)	13.07	42703859	50.394 ug/mLm
6) t n-Dodecane (C12)	15.51	43589639	50.287 ug/mLm
7) t n-Tridecane (C13)	17.83	43924809	50.394 ug/mLm
9) t n-Tetradecane (C14)	20.02	44299041	50.271 ug/mLm
11) t n-Pentadecane (C15)	22.09	44574867	49.823 ug/mLm
12) t n-Hexadecane (C16)	24.06	44515084	49.909 ug/mLm
14) t n-Heptadecane (C17)	25.92	44957293	50.061 ug/mLm
15) t Pristane	26.05	46395341	52.983 ug/mLm
16) t n-Octadecane (C18)	27.70	45137141	50.131 ug/mLm
17) t Phytane	27.88	45583093	50.350 ug/mLm
18) t n-Nonadecane (C19)	29.39	45106094	49.295 ug/mLm
20) t n-Eicosane (C20)	31.01	45191001	50.122 ug/mLm
21) t n-Heneicosane (C21)	32.55	46300661	50.057 ug/mLm
22) t n-Docosane (C22)	34.03	44506930	50.130 ug/mLm
23) t n-Tricosane (C23)	35.45	46157417	49.856 ug/mLm
25) t n-Tetracosane (C24)	36.82	46314857	48.777 ug/mLm
26) t n-Pentacosane (C25)	38.13	46531114	49.953 ug/mLm
27) t n-Hexacosane (C26)	39.40	47113490	50.125 ug/mLm
28) t n-Heptacosane (C27)	40.62	46250602	49.824 ug/mLm
29) t n-Octacosane (C28)	41.80	46909011	49.797 ug/mLm
30) t n-Nonacosane (C29)	42.94	48204823	49.991 ug/mLm
31) t n-Triacontane (C30)	44.04	47382480	49.912 ug/mLm
32) t n-Hentriacontane (C31)	45.11	47389414	49.307 ug/mLm
33) t n-Dotriacontane (C32)	46.15	46383475	50.009 ug/mLm
34) t n-Tritriacontane (C33)	47.16	47338427	49.818 ug/mLm
35) t n-tetratriacontane (C34)	48.25	48026455	49.759 ug/mLm
36) t n-Pentatriacontane (C35)	49.50	46138779	49.689 ug/mLm
37) t n-Hexatriacontane (C36)	50.94	48948098	50.753 ug/mLm
38) t n-Heptatriacontane (C37)	52.61	49491801	49.898 ug/mLm
39) t n-Octatriacontane (C38)	54.57	48590241	49.534 ug/mLm
41) t n-Tetracontane (C40)	59.64f	49565947	50.131 ug/mLm

File :O:\Forensics\Data\PAH1\SEPT07\SEP20.SEC\A16601.D
Operator : AC
Acquired : 22 Sep 2007 2:02 am using AcqMethod FRNC1D.M
Instrument : PAH-1
Sample Name: Q1092101-AFID
Misc Info : ICC
Vial Number: 61

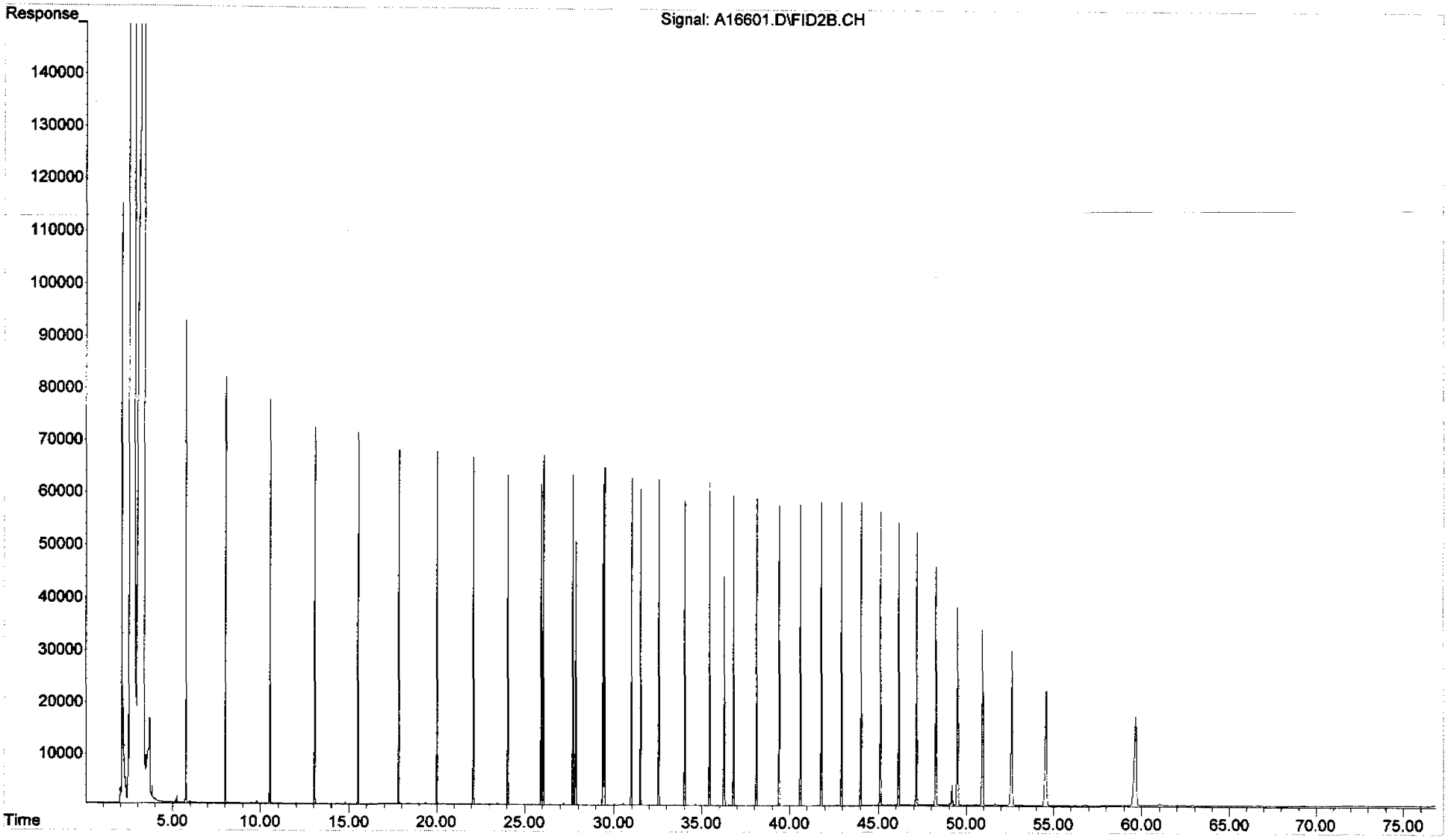

Quantitation Report (QT Reviewed)

Data Path : O:\Forensics\Data\PAH1\SEPT07\SEP20.SEC\
Data File : A16638A.D
Signal(s) : FID2B.CH
Acq On : 23 Sep 2007 5:03 am
Operator : AC
Sample : TS092607AWS01
Misc : 1X WHAE15
ALS Vial : 62 Sample Multiplier: 1

Integration File: SHCINT1.E
Quant Time: Sep 24 08:05:00 2007
Quant Method : C:\MSDCHEM\1\METHODS\HC10920K.M
Quant Title : FID Forensics
QLast Update : Sun Sep 23 10:06:15 2007
Response via : Initial Calibration
Integrator: ChemStation 6890 Scale Mode: Large solvent peaks clipped

Volume Inj. : 1.0
Signal Phase : Rtx-5MS
Signal Info : 0.25mm

Compound	R.T.	Response	Conc Units
Internal Standards			
1) I 5-alpha-androstane	31.53	51231394	50.000 ug/mLm
System Monitoring Compounds			
19) s ortho-terphenyl	29.48	52240446	49.497 ug/mLm
Spiked Amount 50.000	Range 50 - 130	Recovery =	98.99%
24) s d50-Tetracosane	36.30	48396214	50.216 ug/mLm
Spiked Amount 50.000	Range 50 - 130	Recovery =	100.43%
Target Compounds			
2) t n-Octane (C8)	5.73	45405305	51.541 ug/mLm
3) t n-Nonane (C9)	8.01	42174398	45.135 ug/mLm
4) t n-Decane (C10)	10.53	40710663	42.713 ug/mLm
5) t n-Undecane (C11)	13.07	42488202	44.275 ug/mLm
6) t n-Dodecane (C12)	15.51	39882895	40.629 ug/mLm
7) t n-Tridecane (C13)	17.83	41709911	42.256 ug/mLm
8) t 1380	19.51	8781950	8.800 ug/mLm
9) t n-Tetradecane (C14)	20.02	38659131	38.740 ug/mLm
10) t 1470	21.31	18135431	17.900 ug/mLm
11) t n-Pentadecane (C15)	22.09	35528091	35.067 ug/mLm
12) t n-Hexadecane (C16)	24.06	34479380	34.136 ug/mLm
13) t 1650	24.98	11638869	11.444 ug/mLm
14) t n-Heptadecane (C17)	25.92	32007458	31.473 ug/mLm
15) t Pristane	26.03	20508860	20.682 ug/mLm
16) t n-Octadecane (C18)	27.70	26537526	26.027 ug/mLm
17) t Phytane	27.87	13636522	13.301 ug/mLm
18) t n-Nonadecane (C19)	29.39	24922828	24.052 ug/mLm
20) t n-Eicosane (C20)	31.01	24415573	23.913 ug/mLm
21) t n-Heneicosane (C21)	32.55	23828509	22.749 ug/mLm
22) t n-Docosane (C22)	34.03	22316883	22.197 ug/mLm
23) t n-Tricosane (C23)	35.45	20405739	19.463 ug/mLm
25) t n-Tetracosane (C24)	36.82	19500908	18.135 ug/mLm
26) t n-Pentacosane (C25)	38.13	16859012	15.982 ug/mLm
27) t n-Hexacosane (C26)	39.40	15976862	15.010 ug/mLm
28) t n-Heptacosane (C27)	40.61	12261234	11.664 ug/mLm
29) t n-Octacosane (C28)	41.79	9791586	9.179 ug/mLm
30) t n-Nonacosane (C29)	42.93	8150579	7.464 ug/mLm
31) t n-Triacontane (C30)	44.03	7148968	6.650 ug/mLm
32) t n-Hentriacontane (C31)	45.10	7360190	6.762 ug/mLm
33) t n-Dotriacontane (C32)	46.14	4494743	4.279 ug/mLm
34) t n-Tritriacontane (C33)	47.15	4996511	4.643 ug/mLm
35) t n-tetratriacontane (C34)	48.24	4334236	3.965 ug/mLm
36) t n-Pentatriacontane (C35)	49.48	3741114	3.558 ug/mLm
37) t n-Hexatriacontane (C36)	50.92	2783988	2.549 ug/mLm

Data Path : O:\Forensics\Data\PAH1\SEPT07\SEP20.SEC\
Data File : A16638A.D
Signal(s) : FID2B.CH
Acq On : 23 Sep 2007 5:03 am
Operator : AC
Sample : TS092607AWS01
Misc : 1X WHAE15
ALS Vial : 62 Sample Multiplier: 1

Integration File: SHCINT1.E
Quant Time: Sep 24 08:05:00 2007
Quant Method : C:\MSDCHEM\1\METHODS\HC10920K.M
Quant Title : FID Forensics
QLast Update : Sun Sep 23 10:06:15 2007
Response via : Initial Calibration
Integrator: ChemStation 6890 Scale Mode: Large solvent peaks clipped

Volume Inj. : 1.0
Signal Phase : Rtx-5MS
Signal Info : 0.25mm

	Compound	R.T.	Response	Conc	Units
38) t	n-Heptatriacontane (C37)	52.58	2507380	2.232	ug/mLm
39) t	n-Octatriacontane (C38)	54.56	2501825	2.252	ug/mLm
40) t	n-Nonatriacontane (C39)	56.86	2146056	1.917	ug/mLm
41) t	n-Tetracontane (C40)	59.59f	2350398	2.099	ug/mLm
42) h	C9-C44 Total Petroleum Hyd	41.42	6418625571	6169.232	ug/mL
43) h	C10-C28 DRO	27.17	4213152284	4049.452	ug/mL
44) h	C9-C36 DRO	27.17	5597319549	5379.838	UG/ML
45) h	C28-C40 ORO	50.91	1594673403	1532.713	ug/mL
46) h	Total Resolved Hydrocarbon	41.42	1711524440	1645.024	ug/L

(f)=RT Delta > 1/2 Window (m)=manual int.

File :O:\Forensics\Data\PAH1\SEPT07\SEP20.SEC\A16638A.D
Operator : AC
Acquired : 23 Sep 2007 5:03 am using AcqMethod FRNC1D.M
Instrument : PAH-1
Sample Name: TS092607AWS01
Misc Info : 1X WHAE15
Vial Number: 62

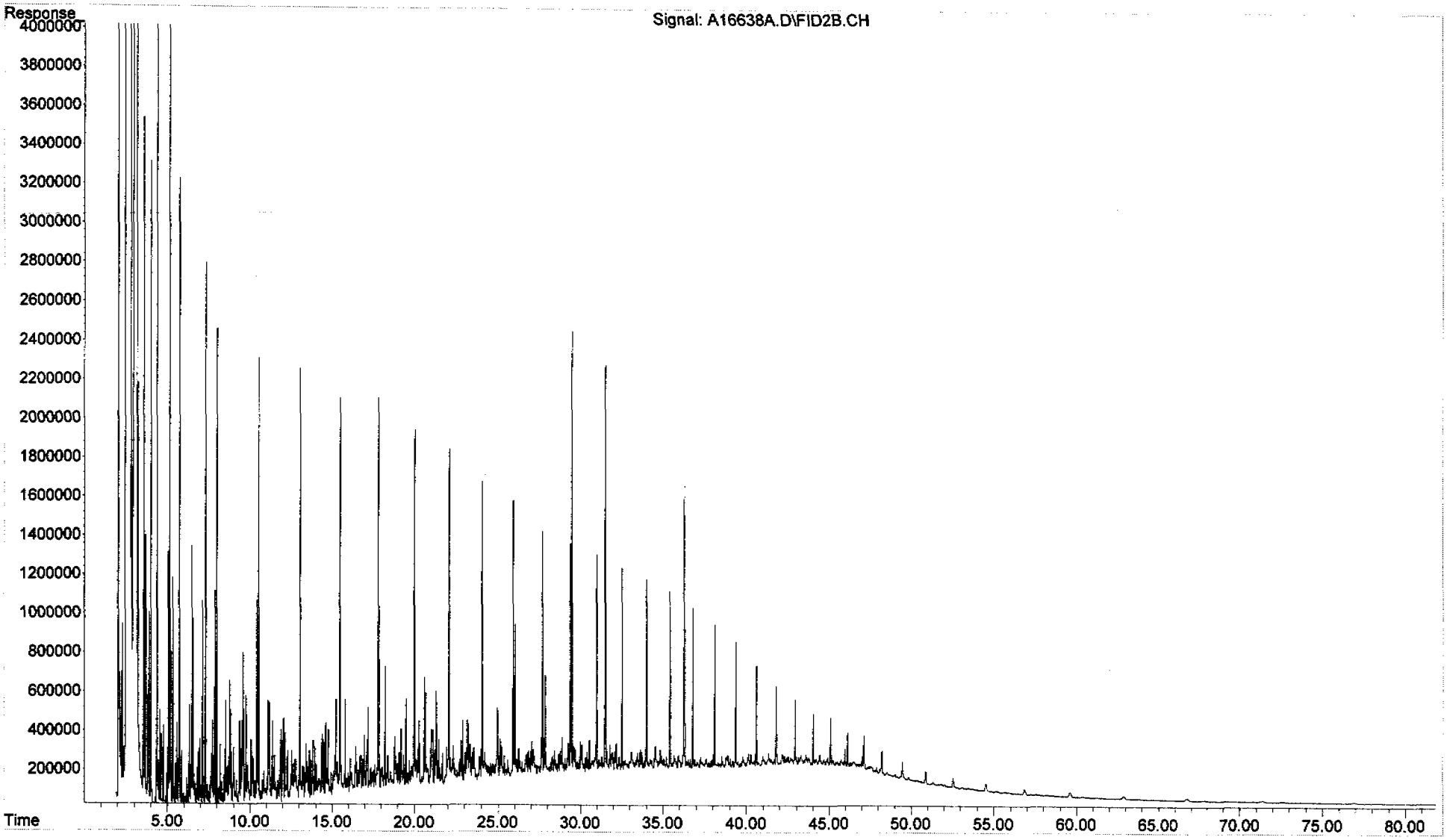

Form VII
Calibration Verification
Total Saturated Hydrocarbons by GC/FID

ALPHA WOODS HOLE LABS

Client: **NewFields**
Project: **PSANDS-Former Clifton MGP Site**
Case: **N/A** SDG: **N/A**

Lab Code: **MA00030**
ETR: **0710062**
Lab ID: **C1102903**

Parameter	Ave. RF	CCV RF	Percent Deviation	Deviation Limit
n-Nonane (C9)	50.00	49.68	0.6	25
n-Decane (C10)	50.00	49.59	0.8	25
n-Undecane (C11)	50.00	48.58	2.8	25
n-Dodecane (C12)	50.00	49.13	1.7	25
n-Tridecane (C13)	50.00	50.03	0.1	25
n-Tetradecane (C14)	50.00	50.14	0.3	25
n-Pentadecane (C15)	50.00	49.84	0.3	25
n-Hexadecane (C16)	50.00	50.18	0.4	25
n-Heptadecane (C17)	50.00	49.95	0.1	25
Pristane	50.00	54.12	8.2	25
n-Octadecane (C18)	50.00	50.44	0.9	25
Phytane	50.00	51.14	2.3	25
n-Nonadecane (C19)	50.00	49.73	0.5	25
n-Eicosane (C20)	50.00	50.47	0.9	25
n-Heneicosane (C21)	50.00	50.26	0.5	25
n-Docosane (C22)	50.00	50.26	0.5	25
n-Tricosane (C23)	50.00	49.93	0.1	25
n-Tetracosane (C24)	50.00	48.83	2.3	25
n-Pentacosane (C25)	50.00	50.11	0.2	25
n-Hexacosane (C26)	50.00	50.32	0.6	25
n-Heptacosane (C27)	50.00	50.15	0.3	25
n-Octacosane (C28)	50.00	50.16	0.3	25
n-Nonacosane (C29)	50.00	50.35	0.7	25
n-Triacontane (C30)	50.00	50.11	0.2	25
n-Hentriacontane (C31)	50.00	49.14	1.7	25
n-Dotriacontane (C32)	50.00	49.33	1.3	25
n-Tritriacontane (C33)	50.00	48.33	3.3	25
n-Tetratriacontane (C34)	50.00	47.19	5.6	25
n-Pentatriacontane (C35)	50.00	45.91	8.2	25
n-Hexatriacontane (C36)	50.00	45.40	9.2	25
n-Heptatriacontane (C37)	50.00	43.01	14.0	25
n-Octatriacontane (C38)	50.00	40.93	18.1	25
n-Tetracontane (C40)	50.00	37.59	24.8	25
ortho-Terphenyl	50.00	49.20	1.6	25
d50-Tetracosane	50.00	49.26	1.5	25

Area Response Ratio C36 to C20	**Ratio**
(Area C36/Area C20)	0.96

N/A - Not Applicable

11/12/07 15:21

Quantitation Report (QT Reviewed)

Data Path : O:\FORENSICS\DATA\PAH1\OCT07\OCT29.SEC\
Data File : A17608.D
Signal(s) : FID2B.CH
Acq On : 30 Oct 2007 7:21 pm
Operator : AC
Sample : C1102903-AFID
Misc : CC AE84
ALS Vial : 67 Sample Multiplier: 1

Integration File: SHCINT1.E
Quant Time: Nov 01 11:07:00 2007
Quant Method : C:\MSDCHEM\1\METHODS\HC10920K.M
Quant Title : FID Forensics
QLast Update : Fri Oct 19 13:42:18 2007
Response via : Initial Calibration
Integrator: ChemStation 6890 Scale Mode: Large solvent peaks clipped

Volume Inj. : 1.0
Signal Phase : Rtx-5MS
Signal Info : 0.25mm

Compound	R.T.	Response	Conc Units
Internal Standards			
1) I 5-alpha-androstane	31.45	45213207	50.000 ug/mLm
System Monitoring Compounds			
19) s ortho-terphenyl	29.41	45827436	49.200 ug/mLm
Spiked Amount 50.000 Range 50 - 130		Recovery =	98.40%
24) s d50-Tetracosane	36.21	41896607	49.259 ug/mLm
Spiked Amount 50.000 Range 50 - 130		Recovery =	98.52%
Target Compounds			
2) t n-Octane (C8)	5.71	38166968	49.092 ug/mLm
3) t n-Nonane (C9)	7.98	40966818	49.678 ug/mLm
4) t n-Decane (C10)	10.50	41712606	49.590 ug/mLm
5) t n-Undecane (C11)	13.03	41141268	48.578 ug/mLm
6) t n-Dodecane (C12)	15.47	42565973	49.134 ug/mLm
7) t n-Tridecane (C13)	17.78	43584497	50.033 ug/mLm
9) t n-Tetradecane (C14)	19.97	44156188	50.138 ug/mLm
11) t n-Pentadecane (C15)	22.04	44565221	49.841 ug/mLm
12) t n-Hexadecane (C16)	24.01	44734731	50.184 ug/mLm
14) t n-Heptadecane (C17)	25.87	44833914	49.953 ug/mLm
15) t Pristane	25.99	47359331	54.115 ug/mLm
16) t n-Octadecane (C18)	27.64	45390531	50.442 ug/mLm
17) t Phytane	27.82	46267174	51.135 ug/mLm
18) t n-Nonadecane (C19)	29.33	45480442	49.733 ug/mLm
20) t n-Eicosane (C20)	30.95	45477787	50.470 ug/mLm
21) t n-Heneicosane (C21)	32.49	46463545	50.262 ug/mLm
22) t n-Docosane (C22)	33.97	44596298	50.260 ug/mLm
23) t n-Tricosane (C23)	35.38	46196342	49.927 ug/mLm
25) t n-Tetracosane (C24)	36.75	46342400	48.834 ug/mLm
26) t n-Pentacosane (C25)	38.06	46649791	50.110 ug/mLm
27) t n-Hexacosane (C26)	39.32	47272476	50.323 ug/mLm
28) t n-Heptacosane (C27)	40.54	46521389	50.145 ug/mLm
29) t n-Octacosane (C28)	41.72	47225707	50.163 ug/mLm
30) t n-Nonacosane (C29)	42.86	48519925	50.347 ug/mLm
31) t n-Triacontane (C30)	43.96	47544673	50.112 ug/mLm
32) t n-Hentriacontane (C31)	45.02	47205858	49.144 ug/mLm
33) t n-Dotriacontane (C32)	46.06	45725782	49.328 ug/mLm
34) t n-Tritriacontane (C33)	47.06	45898648	48.331 ug/mLm
35) t n-tetratriacontane (C34)	48.14	45524825	47.195 ug/mLm
36) t n-Pentatriacontane (C35)	49.37	42609592	45.915 ug/mLm
37) t n-Hexatriacontane (C36)	50.78	43759849	45.400 ug/mLm
38) t n-Heptatriacontane (C37)	52.43	42631838	43.007 ug/mLm
39) t n-Octatriacontane (C38)	54.36	40129335	40.933 ug/mLm
41) t n-Tetracontane (C40)	59.34	37147488	37.593 ug/mLm

File :O:\FORENSICS\DATA\PAH1\OCT07\OCT29.SEC\A17608.D
Operator : AC
Acquired : 30 Oct 2007 7:21 pm using AcqMethod FRNC1D.M
Instrument : PAH-1
Sample Name: C1102903-AFID
Misc Info : CC AE84
Vial Number: 67

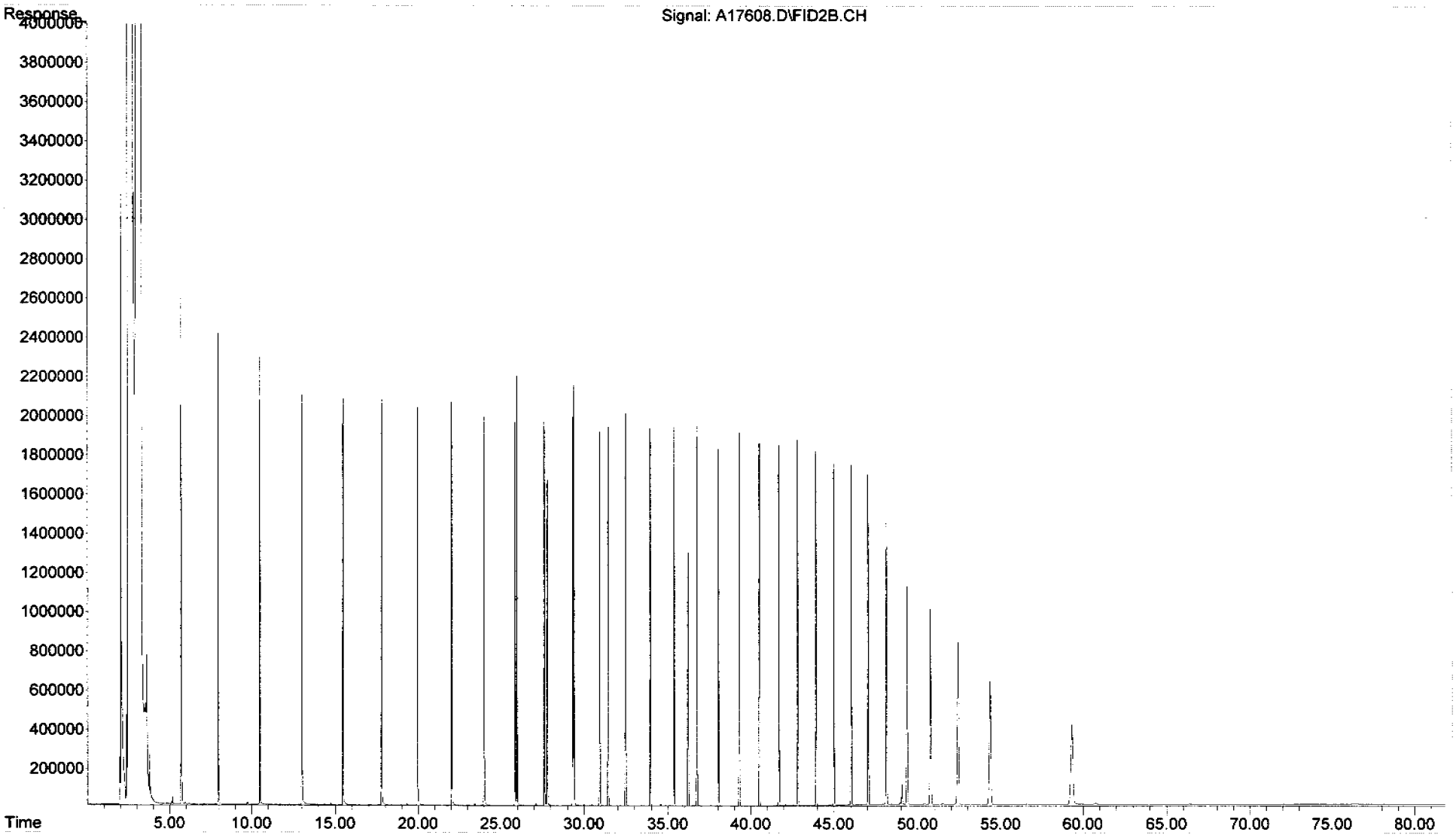

Form VII
Calibration Verification
Total Saturated Hydrocarbons by GC/FID

ALPHA WOODS HOLE LABS

Client: **NewFields**
Project: **PSANDS-Former Clifton MGP Site**
Case: N/A SDG: N/A

Lab Code: **MA00030**
ETR: **0710062**
Lab ID: **C1102904**

Parameter	Ave. RF	CCV RF	Percent Deviation	Deviation Limit
n-Nonane (C9)	50.00	46.20	7.6	25
n-Decane (C10)	50.00	47.99	4.0	25
n-Undecane (C11)	50.00	48.08	3.8	25
n-Dodecane (C12)	50.00	48.99	2.0	25
n-Tridecane (C13)	50.00	50.03	0.1	25
n-Tetradecane (C14)	50.00	50.36	0.7	25
n-Pentadecane (C15)	50.00	50.03	0.1	25
n-Hexadecane (C16)	50.00	50.50	1.0	25
n-Heptadecane (C17)	50.00	50.47	0.9	25
Pristane	50.00	54.09	8.2	25
n-Octadecane (C18)	50.00	50.84	1.7	25
Phytane	50.00	51.12	2.2	25
n-Nonadecane (C19)	50.00	50.57	1.1	25
n-Eicosane (C20)	50.00	50.78	1.6	25
n-Heneicosane (C21)	50.00	50.59	1.2	25
n-Docosane (C22)	50.00	50.53	1.1	25
n-Tricosane (C23)	50.00	50.16	0.3	25
n-Tetracosane (C24)	50.00	48.97	2.1	25
n-Pentacosane (C25)	50.00	50.21	0.4	25
n-Hexacosane (C26)	50.00	50.41	0.8	25
n-Heptacosane (C27)	50.00	50.15	0.3	25
n-Octacosane (C28)	50.00	50.21	0.4	25
n-Nonacosane (C29)	50.00	50.43	0.9	25
n-Triacontane (C30)	50.00	50.29	0.6	25
n-Hentriacontane (C31)	50.00	49.47	1.1	25
n-Dotriacontane (C32)	50.00	49.81	0.4	25
n-Tritriacontane (C33)	50.00	49.03	1.9	25
n-Tetratriacontane (C34)	50.00	48.08	3.8	25
n-Pentatriacontane (C35)	50.00	47.00	6.0	25
n-Hexatriacontane (C36)	50.00	46.75	6.5	25
n-Heptatriacontane (C37)	50.00	44.64	10.7	25
n-Octatriacontane (C38)	50.00	42.79	14.4	25
n-Tetracontane (C40)	50.00	39.97	20.1	25
ortho-Terphenyl	50.00	48.41	3.2	25
d50-Tetracosane	50.00	49.42	1.2	25

Area Response Ratio C36 to C20	**Ratio**
(Area C36/Area C20)	0.98

N/A - Not Applicable

11/12/07 15:22

Quantitation Report (QT Reviewed)

Data Path : O:\FORENSICS\DATA\PAH1\OCT07\OCT29.SEC\
Data File : A17626.D
Signal(s) : FID2B.CH
Acq On : 31 Oct 2007 12:16 pm
Operator : AC
Sample : C1102904-AFID
Misc : CC
ALS Vial : 77 Sample Multiplier: 1

Integration File: SHCINT1.E
Quant Time: Nov 01 11:12:00 2007
Quant Method : C:\MSDCHEM\1\METHODS\HC10920K.M
Quant Title : FID Forensics
QLast Update : Fri Oct 19 13:42:18 2007
Response via : Initial Calibration
Integrator: ChemStation 6890 Scale Mode: Large solvent peaks clipped

Volume Inj. : 1.0
Signal Phase : Rtx-5MS
Signal Info : 0.25mm

Compound	R.T.	Response	Conc Units
Internal Standards			
1) I 5-alpha-androstane	31.46	64376828	50.000 ug/mLm
System Monitoring Compounds			
19) s ortho-terphenyl	29.41	64207235	48.413 ug/mLm
Spiked Amount 50.000 Range 50 - 130		Recovery =	96.83%
24) s d50-Tetracosane	36.22	59847417	49.418 ug/mLm
Spiked Amount 50.000 Range 50 - 130		Recovery =	98.84%
Target Compounds			
2) t n-Octane (C8)	5.71	47265051	42.697 ug/mLm
3) t n-Nonane (C9)	7.99	54243967	46.198 ug/mLm
4) t n-Decane (C10)	10.50	57471728	47.986 ug/mLm
5) t n-Undecane (C11)	13.03	57974624	48.077 ug/mLm
6) t n-Dodecane (C12)	15.47	60430123	48.990 ug/mLm
7) t n-Tridecane (C13)	17.79	62060335	50.035 ug/mLm
9) t n-Tetradecane (C14)	19.98	63145454	50.356 ug/mLm
11) t n-Pentadecane (C15)	22.05	63695232	50.031 ug/mLm
12) t n-Hexadecane (C16)	24.01	64094625	50.499 ug/mLm
14) t n-Heptadecane (C17)	25.88	64498252	50.470 ug/mLm
15) t Pristane	26.00	67405479	54.093 ug/mLm
16) t n-Octadecane (C18)	27.65	65145183	50.845 ug/mLm
17) t Phytane	27.83	65863582	51.125 ug/mLm
18) t n-Nonadecane (C19)	29.34	65840402	50.565 ug/mLm
20) t n-Eicosane (C20)	30.96	65148833	50.778 ug/mLm
21) t n-Heneicosane (C21)	32.50	66581786	50.585 ug/mLm
22) t n-Docosane (C22)	33.97	63839748	50.530 ug/mLm
23) t n-Tricosane (C23)	35.39	66084570	50.161 ug/mLm
25) t n-Tetracosane (C24)	36.76	66169410	48.971 ug/mLm
26) t n-Pentacosane (C25)	38.07	66556410	50.211 ug/mLm
27) t n-Hexacosane (C26)	39.33	67421429	50.407 ug/mLm
28) t n-Heptacosane (C27)	40.55	66243541	50.148 ug/mLm
29) t n-Octacosane (C28)	41.73	67309658	50.213 ug/mLm
30) t n-Nonacosane (C29)	42.87	69199272	50.430 ug/mLm
31) t n-Triacontane (C30)	43.97	67935170	50.289 ug/mL
32) t n-Hentriacontane (C31)	45.03	67654584	49.466 ug/mLm
33) t n-Dotriacontane (C32)	46.07	65741975	49.810 ug/mLm
34) t n-Tritriacontane (C33)	47.07	66292539	49.026 ug/mLm
35) t n-tetratriacontane (C34)	48.15	66033369	48.078 ug/mLm
36) t n-Pentatriacontane (C35)	49.39	62106859	47.002 ug/mLm
37) t n-Hexatriacontane (C36)	50.80	64157888	46.749 ug/mLm
38) t n-Heptatriacontane (C37)	52.45	63009570	44.642 ug/mLm
39) t n-Octatriacontane (C38)	54.38	59730617	42.790 ug/mLm
41) t n-Tetracontane (C40)	59.38	56235424	39.969 ug/mLm

File :O:\FORENSICS\DATA\PAH1\OCT07\OCT29.SEC\A17626.D
Operator : AC
Acquired : 31 Oct 2007 12:16 pm using AcqMethod FRNC1D.M
Instrument : PAH-1
Sample Name: C1102904-AFID
Misc Info : CC
Vial Number: 77

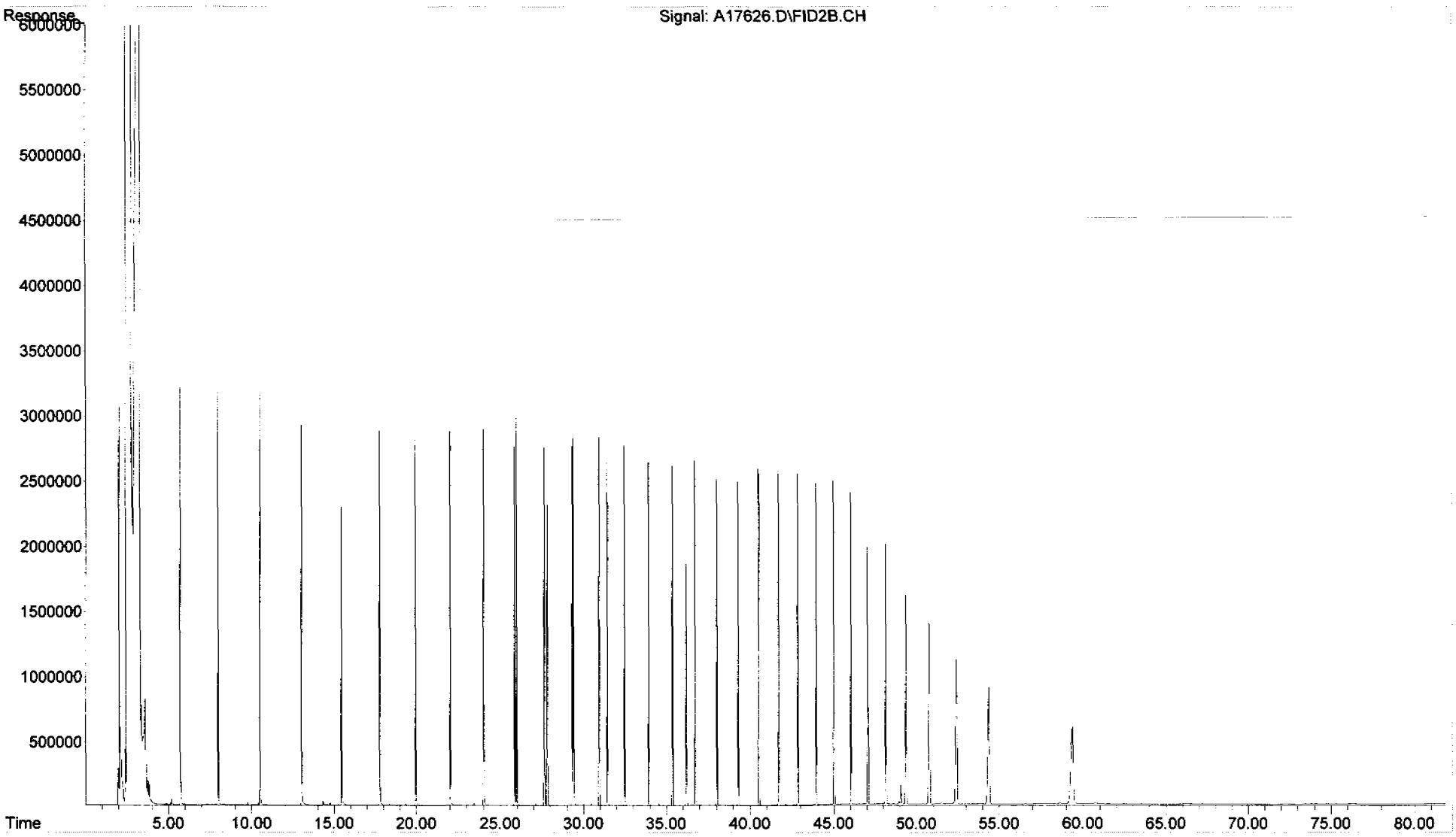

Chain of Custody Records

NEWFIELDS

Environmental Forensics Practice LLC

Chain of Custody

0716062

Proj. No.	Proj. Name
02522.07.044	Clifton Forest MGP Site

SAMPLERS: Signature [signature]

ANALYSIS REQUESTED→ "NUMBER OF CONTANIERS"

DATE	TIME	LAB ID	CLIENT ID	SAMPLE DESCRIPTION	MATRIX (Oil/Soil/Water)	GC-FID-TPH (C_6+)	GCMS-Alkyl-PAH	GCMS-Biomarkers	PIANO - VOA	Organic Lead	METALS	PCB	Pesticides	PRESERVED	Total Number of Containers
10/3	11.35	-1		GPESB-6WA (13.5-14.5)	S	X	X	X							
10/3	09:30	-2		GPESB-7A (15-16')	S	X	X	X							

Relinquished by:	Date/Time	Received by:	Date/Time
[signature]	10/5/07 10:15		
Relinquished by:	Date/Time	Received by:	Date/Time

Comments: Samples to be shipped to: Alpha Woods Hole Labs
320 Forbes Blvd.
Mansfield, MA 02048
Tel: (508) 822-9300
Attn: Liz Porta

COC not signed - arrived after samples -
See sample recipt checklist - EMP 10/10/07

Sample Receipt Checklist

Client:	NEWFIE	**Receipt Date:**	10/6/07
Project:	PSANDS - Former Clifton MGP	**Log-in Date:**	10/9/07
ETR #:	0710062	**Inspection by:** NAM	**Login by:** DMT

ALL SECTIONS BELOW MUST BE COMPLETED

Were samples shipped? (Yes, FedEx) / UPS / Other:_____
No, WHG Courier pick-up / Hand delivered

Is bill of lading retained? (Yes) Tracking #: attached
No, Unavailable / NA

Number of coolers received for this project delivery: 1

Indicate cooler temperature upon opening (if multiple coolers, record all temps):

Note: If all coolers are 2-6°C, use one checklist, if NOT, use separate checklists and note all samples received *above* 6°C.

Cooler 1:
Temperature(s) taken from: 4 IR Gun, N/A Temp. Blank, / NA

Were samples received on ice? (Yes) / No

Chain-of-Custody present? Yes / (No)
Complete? Yes / (No)

Custody seals present on Cooler? Yes / (No)
on Bottles? Yes / (No)
Intact? Yes / No / (NA)

Note: Affix custody seals to back of this page.

Were sample containers intact? (Yes) / No If No, list samples: →

Did VOA/VPH waters contain headspace (>5mm)? Yes / No (NA) If Yes, list samples: →

Were 5035 VOA soils, or VPH soils, *covered* with MeOH? Yes / No / (NA)
If No, list samples: →

Was a sufficient amount of sample received for each test indicated on the COC?
(Yes) / No If No, list samples: →

If chemical preservation is appropriate -
Were samples field preserved? Yes / No / (NA)

☐ C=HCl ☐ M=MeOH ☐ S=H_2SO4
☐ H=NaOH ☐ N=HNO_3 ☐ Other:_____ ☐ U= Unknown

Preservation (pH) verified at lab for *EVERY* bottle? (Not: VOA / VPH / Sulfide)
YES: <2 or >12 (CN) or NO (NA)
If No, why?:

Were samples received within hold time? (Yes) / No If No, list samples: →

Discrepancy between samples rec'd & COC ? Yes (No) (NA) If Yes, list samples: →

Was the Project Manager notified of any other problems? Yes / No / (NA)

Project Manager Acknowledgement: BMP Date: 10/10/07

Comments / Notes

Sample storage refrigerator #:_____

Sample storage freezer #:_____

Cooler 2:_____ Cooler 3:_____

Cooler 4:_____ Cooler 5:_____

Cooler 6:_____ Cooler 7:_____

More:_____

GPESB-6WA (13.5-14.5')
10/3/07 11:35

GPESB-7A (15-16')
10/3/07 09:30

Chemical preservation OK for ALL samples?
Yes / No / (N/A)

If No, list samples below:

Please use back for any additional notes!

FedEx US Airbill Express

FedEx Tracking Number 8629 1771 0191

Recipient's Copy

1 From

Date 10/5/[illegible] [redacted]

Sender's Name Christopher Schuckpf Phone 908 227-2872

Company Pach & Schuckpf Lucky and Sater

Address 670 Mountain Blvd. Ext.

Dept/Floor/Suite/Room

City Warren State N.J. ZIP 07059

2 Your Internal Billing Reference 02522.017.044

3 To

Recipient's Name Liz Portaro Phone 508 844-4116

Company Alpha Woods Hole Laboratory

Recipient's Address 320 Forbes Road

We cannot deliver to P.O. boxes or P.O. ZIP codes.

Dept/Floor/Suite/Room

Address

To request a package be held at a specific FedEx location, print FedEx address here.

City Mansfield State MA ZIP 02048

8629 1771 0191

4a Express Package Service — *Packages up to 150 lbs.*

- [x] FedEx Priority Overnight — Next business morning.* Friday shipments will be delivered on Monday unless SATURDAY Delivery is selected.
- [ ] FedEx Standard Overnight — Next business afternoon.* Saturday Delivery NOT available.
- [ ] FedEx First Overnight — Earliest next business morning delivery to select locations.* Saturday Delivery NOT available.
- [ ] FedEx 2Day — Second business day.* Thursday shipments will be delivered on Monday unless SATURDAY Delivery is selected.
- [ ] FedEx Express Saver — Third business day.* Saturday Delivery NOT available.

FedEx Envelope rate not available. Minimum charge: One-pound rate.

* To most locations.

4b Express Freight Service — *Packages over 150 lbs.*

- [ ] FedEx 1Day Freight* — Next business day.** Friday shipments will be delivered on Monday unless SATURDAY Delivery is selected.
- [ ] FedEx 2Day Freight — Second business day.** Thursday shipments will be delivered on Monday unless SATURDAY Delivery is selected.
- [ ] FedEx 3Day Freight — Third business day.** Saturday Delivery NOT available.

* Call for Confirmation:

** To most locations.

5 Packaging

- [ ] FedEx Envelope*
- [ ] FedEx Pak* — Includes FedEx Small Pak, FedEx Large Pak, and FedEx Sturdy Pak.
- [ ] FedEx Box
- [ ] FedEx Tube
- [x] Other

* Declared value limit $500.

6 Special Handling — Include FedEx address in Section 3.

- [x] SATURDAY Delivery — Not available for FedEx Standard Overnight, FedEx First Overnight, FedEx Express Saver, or FedEx 3Day Freight.
- [ ] HOLD Weekday at FedEx Location — Not available for FedEx First Overnight.
- [ ] HOLD Saturday at FedEx Location — Available ONLY for FedEx Priority Overnight and FedEx 2Day to select locations.

Does this shipment contain dangerous goods? One box must be checked.

- [x] No
- [ ] Yes — As per attached Shipper's Declaration.
- [ ] Yes — Shipper's Declaration not required.
- [ ] Dry Ice — Dry ice, 9, UN 1845 ____ x ____ kg
- [ ] Cargo Aircraft Only

Dangerous goods (including dry ice) cannot be shipped in FedEx packaging.

7 Payment *Bill to:* — Enter FedEx Acct. No. or Credit Card No. below.

- [x] Sender — Acct. No. in Section 1 will be billed.
- [ ] Recipient
- [ ] Third Party
- [ ] Credit Card
- [ ] Cash/Check

Obtain Recip. Acct. No. [ ]

[redacted]

Total Packages	Total Weight	Total Declared Value†
1		$ 2,000 .00

†Our liability is limited to $100 unless you declare a higher value. See back for details.

Credit Card Auth.

8 Residential Delivery Signature Options — If you require a signature, check Direct or Indirect.

- [ ] No Signature Required — Package may be left without obtaining a signature for delivery.
- [ ] Direct Signature — Someone at recipient's address may sign for delivery. *Fee applies.*
- [ ] Indirect Signature — If no one is available at recipient's address, someone at a neighboring address may sign for delivery. *Fee applies.*

520

Rev. Date 10/06 • Part #158281 • ©1994–2006 FedEx • PRINTED IN U.S.A. SRY

fedex.com 1.800.GoFedEx 1.800.463.3339

KeySpan Corporation
Environmental Asset
Management Department
One Metro Tech Center
Brooklyn, NY 11201-3850

July 2, 2007

Amen Omorogbe, P.E.
Project Manager
New York State Department of Environmental Conservation
Division of Environmental Remediation
Remedial Bureau C, 11th Floor
625 Broadway
Albany, New York

Re: Letter Report for the Off-Site Property Test Pit Investigation (89 Willow Avenue), Former Clifton MGP Site, Operable Unit No. 2
25 Willow Avenue, Clifton, Richmond County, New York
Site No. 2-43-023

Dear Mr. Omorogbe:

1.0 INTRODUCTION

KeySpan Corporation (KeySpan) has prepared this letter report to document the findings of the test pit investigation of the off-site property located immediately adjacent to the western property line of Operable Unit No. 2 (OU-2) of the Former Clifton Manufactured Gas Plant (MGP) Site. The off-site property is located at 89 Willow Avenue and designated as Block 2841, Lots 138 & 143 on the Tax Maps of the City of New York. The investigation was completed pursuant to the letter work plan, submitted by KeySpan and approved by the New York State Department of Environmental Conservation (NYSDEC) on May 7, 2007. The implementation of the investigation was overseen by Paulus, Sokolowski and Sartor Engineering, PC (PS&S). This letter report details the results of our investigation and concludes that an Interim Remedial Measure (IRM) should be implemented for the off-site property.

2.0 OVERVIEW

During KeySpan's recent remedial construction activities for Operable Unit No. 1 (OU-1), KeySpan's site representatives observed that a developer had been clearing and grading the aforementioned property (i.e., Block 2841, Lots 138 & 143) for future commercial development. During the latter stages of the site grading operations, KeySpan representatives detected the presence of odors that are characteristic of MGP waste materials emanating from the regraded soils stockpiled along the easterly end of the parcel.

Permission was obtained by KeySpan, from the property owner, to access the property to conduct a visual inspection of the soils located at the ground surface and to perform shallow

hand excavations to investigate whether any soils observed appear to be impacted by MGP waste. On April 24, 2007, representatives of KeySpan and the NYSDEC, conducted a site walk and performed several shallow hand excavations along the eastern portion of the site. During the site walk, two small areas (approximately 2' by 3' in area) of surficial soils intermixed with black-blue stained solidified materials and black wood chips (i.e., materials resembling MGP purifier waste) were observed on the ground surface and the approximate location recorded. At each of these locations, a shallow hole was hand excavated to a depth of approximately 12 inches. A layer of intermixed blue-black stained materials, wood chips and soils was observed to extend to a depth of approximately 6 inches below ground surface and extended laterally beyond the limits of the excavation. The materials removed from the small excavations were placed within a 55-gallon drum and transported back to the OU-2 site area for characterization sampling and subsequent disposal. Based on these initial observations, it was concluded that further investigation of the site is required to determine the extent of the surficial layer of impacted soils as noted above and to investigate if additional layers exist at greater depths. As such, KeySpan procured a remedial contractor to perform a Test Pit Investigation for the purpose of identifying the vertical and horizontal extent of impacted soils at off-site area.

3.0 SCOPE OF WORK

A total twelve test pits were staked out at the subject site, using an approximate 50 foot grid spacing, by PS&S surveyors. Based on observed field conditions at the start of the investigation, several of the initial surveyed test pit locations were moved to alternate locations where visually impacted soils were evident at the ground surface and/or to avoid excavating within the existing rail road embankment bordering the northern end of the site. Subsequently, a total of eleven test pits were excavated; one test pit was eliminated due to access constraints presented by the rail road embankment. An as-built layout of the test pit locations is attached to this letter report as Appendix A; Figure No. 2. A utility survey (mark-out) was also performed prior to the start of the investigation.

On May 31, 2007, KeySpan's selected contractor, Creamer Environmental Inc. (CEI), mobilized a track excavator, front-end loader, odor suppressant foam system, and decontamination equipment for the purpose of this investigation. A representative of PS&S observed and documented the test pits and supervised the excavation operations so as to obtain the necessary subsurface information. The test pits were typically advanced in depth to first encountered groundwater with the exception of test pit TP-4F which was terminated at a depth of about 9.5 feet below ground surface (bgs). The contents of each test pit was staged on plastic sheeting to allow for a visual inspection for the presence of staining, discoloration, NAPL, ash, tar and other MGP residuals. The test pits and excavated soils were also field screened for the presence of volatile organic vapors with a hand-held photoionization detector (PID). Details of the observed soils conditions, PID readings and materials encountered within each test pit are presented on the test pit logs which are attached to this letter report as Appendix B.

On May 29, 2007, One grab sample of the containerized materials, recovered from the initial hand excavated test holes performed on April 24, 2007, was collected by PS&S and shipped for waste classification, chemical laboratory analysis, under chain of custody documentation, to H2M, a New York State ELAP laboratory. The one grab sample analysis will satisfy the frequency requirement (approximately one sample per every 1,000 tons of impacted soil) of the potential disposal facilities. The chemical laboratory results are attached to this letter report as Appendix C.

Upon the completion of the investigation, each test pit was backfilled to the former ground surface with the previously excavated soils and compacted with the excavator bucket. Approximately 18 inches of clean sand fill was placed over each test pit area to cover soils disturbed during the excavation process.

4.0 RESULTS

In general, the subsurface conditions, disclosed by the test pits, consisted of fill material (brown-red sand, some silt, and little gravel with occasional cinders, slag, coal, and minor amounts debris) to the completion depth for all the test pit locations. The observed fill materials were likely placed as part of the former site development and may have been subsequently reworked during the recent regrading performed by the developer. Groundwater was encountered at levels ranging from 3.5 feet bgs to greater than 9 feet bgs at the test pit locations

Of the 11 total test pits excavated, MGP wastes and/or odors were detected at 3 locations. Visually identified purifier wastes were observed to a maximum depth of 5 feet bgs at these locations. Table 4-1 provides information obtained from each test pit location.

TABLE 4-1

Test Pit No.	Test Pit Date	Purifier Waste / Odor Detected	Purifier Waste Max. Depth Observed	Test Pit Completion Depth
TP-1A	5/31/07	No	n/a	4.0 ft
TP-1B-1	5/31/07	No	n/a	7.0 ft
TP-1B-2	5/31/07	Yes	surface	3.5 ft
TP-1C	5/31/07	No	n/a	7.5 ft
TP-2B	5/31/07	No	n/a	7.0 ft
TP-2C	5/31/07	No	n/a	7.0 ft
TP-2D	5/31/07	No	n/a	8.5 ft
TP-2E	5/31/07	Yes	1.0 ft	6.0 ft
TP-3D	5/31/07	No	n/a	5.7 ft
TP-3E	5/31/07	No	n/a	8.0 ft
TP-4F	5/31/07	Yes	5.0 ft	9.5 ft

At test pit TP-1B-2, located mid span along the eastern boundary for the investigation area, purifier waste was detected at the ground surface only, along with slight sulfur-like odors.

At test pit TP-2E, also located mid span along the eastern boundary for the investigation area, purifier waste was detected from the ground surface to 1.0 ft bgs, along with slight sulfur-like odors.

At test pit TP-4F, located at the northern portion along the eastern boundary for the investigation area, purifier waste was detected from the ground surface to 5.0 ft bgs, along with strong sulfur like odors.

All investigation activities were performed in accordance with the health and safety requirements of the OU-1 Health and Safety Plan (HASP), previously approved by NYSDEC. There were no action level exceedances recorded for the duration of the test pit investigation.

5.0 RECOMMENDATIONS

Based upon the results of the test pit investigation, MGP purifier wastes were identified in localized areas of the off-site property adjacent to OU-2. It is recommended that an IRM be implemented to remove and dispose of the purifier wastes observed during the recent Test Pit Investigation. A separate letter work plan for an IRM is being prepared and will be issued to NYSDEC, concurrently with this letter report, for approval.

The scope of the proposed IRM plan would include excavation operations in two cells of approximately 45ft x 120ft and 20ft x 100ft. The vertical extent of the excavation cells would be 2.0ft bgs for the southern (larger) cell and 6.0ft bgs for the northern (smaller) cell. The intent of the northern cell excavation is to address the purifier waste as observed in TP-4F while the intent of the southern cell excavation is to address the purifier waste as observed in TP-1B-1 and TP-2E.

KeySpan has been in contact with the property developer and has been advised that additional earth work and utility operations are planned for the immediate future on the property investigated by the test pits. It would be appreciated if NYSDEC could provide expedited reviews of this letter report and the letter IRM work plan so that KeySpan could rapidly implement the IRM. In that manner the developer could proceed unimpeded by site contamination.

If you have any questions, comments or require any additional information, please do not hesitate to contact me (718-403-3053) at your earliest convenience. For your convenience, I can also be contacted via electronic mail (e-mail) at tbell@keyspanenergy.com.

Very truly yours,

John T Bolan

FOR Tracey L. Bell
Project Manager

Copy: A. Prophete, KeySpan
J. Lifrieri, PS&SPC
J. Bolan, PS&S
A. Noel, PS&S

APPENDIX A

Legend

- Site Boundary
- Off-Site Property to be Investigated
- Parcels

Source:
NYC Department of City Planning
Tax Block Base Map, 2004
Aerials Express, 2006

0 100 200 Feet

PAULUS SOKOLOWSKI and SARTOR Engineering, PC
Engineers • Architects
Environmental Scientists

CLIFTON FORMER MGP SITE
STATEN ISLAND
RICHMOND COUNTY, NEW YORK

OFF-SITE PROPERTY
TO BE INVESTIGATED

Drn By: JC	Scale: 1" = 200'	Project: 02522.017.220
Ch'kd By: JB	Date: 05/01/07	Figure No. : 1

Map Document: (P:\02522\017\Y\N\Maps\OffsitePropertytobeInvestigated_050107.mxd)
5/1/2007 -- 3:46:54 PM

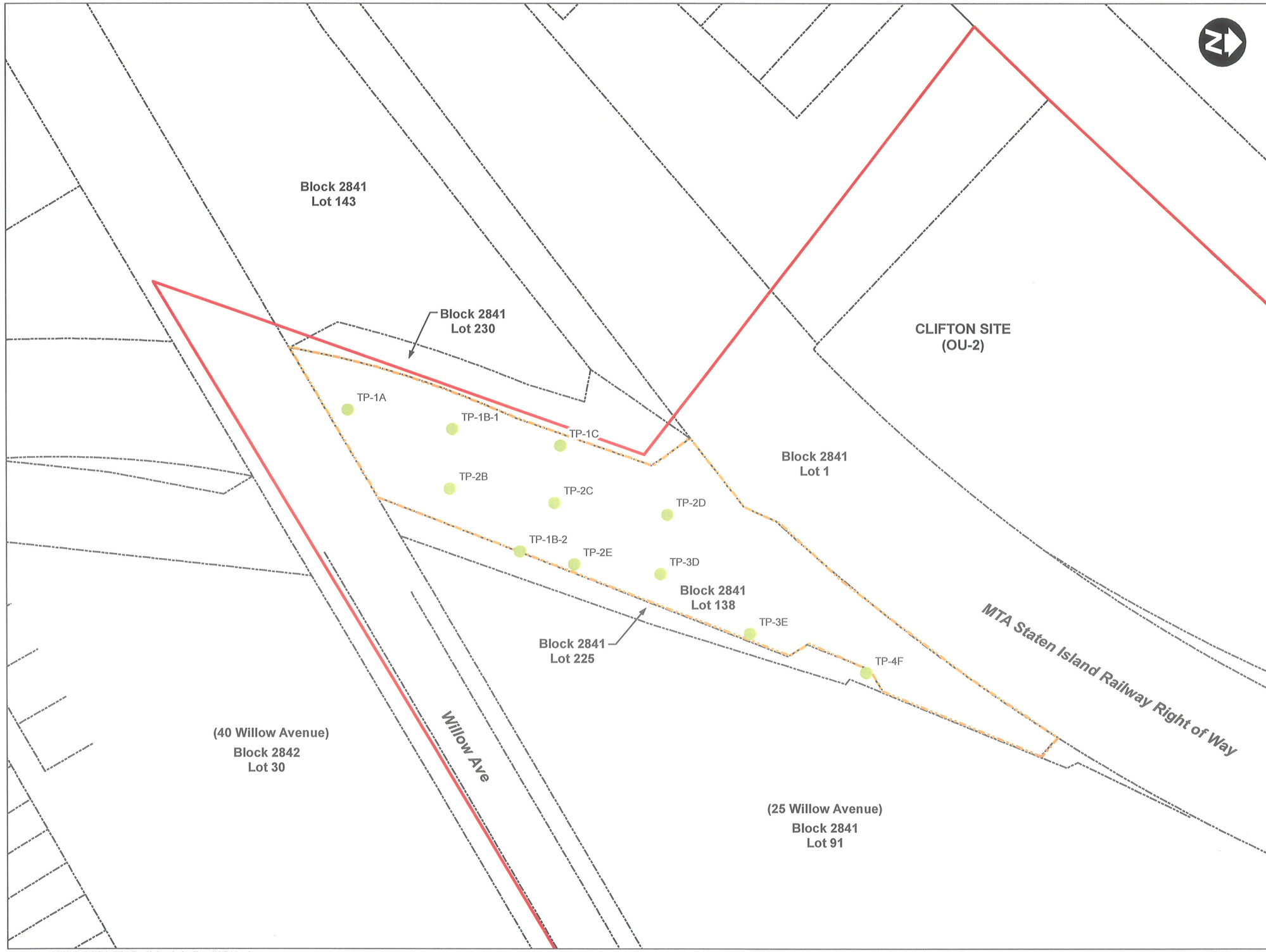

Legend

- As-Built Test Pit Location and Test Pit ID
- Operable Unit Boundary
- Off-Site Property to be Investigated
- Parcels

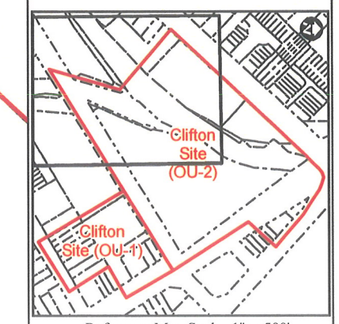

Reference Map Scale: 1" = 500'

Source:
As-Built Test Pit Locations Surveyed By PS&S's Survey Department, June 2007. PS&S Plan Entitled, "Site Topography, 40 Willow Avenue Parcel, Clifton OU-1 Site, As-Built", Dated 11/08/05.

0 25 50 Feet

PAULUS SOKOLOWSKI and SARTOR Engineering, PC
Engineers • Architects
Environmental Scientists

CLIFTON FORMER MGP SITE
STATEN ISLAND
RICHMOND COUNTY, NEW YORK

OFF-SITE AREA AS-BUILT TEST PIT INVESTIGATION LOCATION PLAN

Drn By: RS	Scale: 1" = 50'	Project: 02522.017.220
Ch'kd By: JB	Date: 06/26/07	Figure No. : 2

Map Document: (P:\02522\017\Y\h\Maps\Fig2_Test_Pit_Investigation_Plan_062607_04.mxd)
6/27/2007 -- 5:17:50 PM

APPENDIX B

Paulus Sokolowski and Sartor Engineering, PC
Consulting Engineers
Warren, New Jersey

TEST PIT NO. TP-1A

PROJECT: Clifton MGP OU-2, Block 2841, Lots 138 & 230	JOB NO.: 2522-017-220	INSPECTOR: R. Swabsin
LOCATION: Clifton, New York	SURFACE ELEVATION: N/A	
EXCAVATION CONTRACTOR: Creamer Environmental Inc.	DATE: 5/31/2007	COMPLETION DEPTH: 4.0'
EXCAVATION EQUIPMENT: Komatsu PC 138 Track-Hoe	OBSERVED WATER LEVEL: 4.0'	

ELEV.	DESCRIPTION	DEPTH SCALE	SAMPLE NO. & DEPTH	REMARKS
	Red brown fine to medium sand, little silt to fine to medium gravel, occasional concrete fragments (FILL-SM)	1 2 3		No odors, PID = 0.0 ppm
	COMPLETION DEPTH = 4.0'	4		Groundwater seepage at 4.0'
		5 6 7 8 9 10 11 12 13 14		

PLATE NO.:

P:_Administrative\N_FinalDocuments\Job#\C2522\J017-220\TEST PIT LOGS\TP-1A.xls

Paulus Sokolowski and Sartor Engineering, PC
Consulting Engineers
Warren, New Jersey

TEST PIT NO. TP-1B-1

PROJECT: Clifton MGP OU-2, Block 2841, Lots 138 & 230	JOB NO.: 2522-017-220	INSPECTOR: R. Swabsin
LOCATION: Clifton, New York	SURFACE ELEVATION: N/A	
EXCAVATION CONTRACTOR: Creamer Environmental Inc.	DATE: 5/31/2007	COMPLETION DEPTH: 7.0'
EXCAVATION EQUIPMENT: Komatsu PC 138 Track-Hoe	OBSERVED WATER LEVEL: 6.5'	

ELEV.	DESCRIPTION	DEPTH SCALE	SAMPLE NO. & DEPTH	REMARKS
	Red brown fine to coarse sand, some silt, little fine to coarse gravel with occasional bricks, slag, coal (FILL-SM)	1		
	Grey, black cinders, slag and coal (FILL)	2, 3		No odors, PID = 0.0 ppm
	Brown fine to coarse sand, some silt, little fine to coarse gravel (FILL)	4		
	Black cinders, coal, slag (FILL)	5		
	Brown fine to medium sand, little silt, little fine to coarse gravel (FILL-SM)	6		Groundwater seepage at 6.5'
	COMPLETION DEPTH = 7.0'	7, 8, 9, 10, 11, 12, 13, 14		

PLATE NO.:

P:_Administrative\N_FinalDocuments\Job#\C2522\J017-220\TEST PIT LOGS\TP-1.xls

Paulus Sokolowski and Sartor Engineering, PC
Consulting Engineers
Warren, New Jersey

TEST PIT NO. TP-1B-2

PROJECT: Clifton MGP OU-2, Block 2841, Lots 138 & 230	JOB NO.: 2522-017-220	INSPECTOR: R. Swabsin
LOCATION: Clifton, New York	SURFACE ELEVATION: N/A	
EXCAVATION CONTRACTOR: Creamer Environmental Inc.	DATE: 5/31/2007	COMPLETION DEPTH: 3.5'
EXCAVATION EQUIPMENT: Komatsu PC 138 Track-Hoe	OBSERVED WATER LEVEL: 3.4'	

ELEV.	DESCRIPTION	DEPTH SCALE	SAMPLE NO. & DEPTH	REMARKS
	Mixed cinders, purifier waste, coal, slab varying 6" to 12" in depth from the surface			
		1		Purifier waste noted at ground surface
				Slight purifier (sulfur-like) odor
		2		PID = 0.0 PPM
	Brown fine to coarse sand, some silt, little fine to coarse gravel with occasional cobbles			
		3		Groundwater observed at 3.4'
	COMPLETION DEPTH = 3.5'			
		4		Note: Additional purifier waste observed at the ground surface extending from TP-2E to TP-1B
		5		
		6		
		7		
		8		
		9		
		10		
		11		
		12		
		13		
		14		

PLATE NO.:

Paulus Sokolowski and Sartor Engineering, PC
Consulting Engineers
Warren, New Jersey

TEST PIT NO. TP-1C

PROJECT: Clifton MGP OU-2, Block 2841, Lots 138 & 230	JOB NO.: 2522-017-220	INSPECTOR: R. Swabsin
LOCATION: Clifton, New York	SURFACE ELEVATION: N/A	
EXCAVATION CONTRACTOR: Creamer Environmental Inc.	DATE: 5/31/2007	COMPLETION DEPTH: 7.5'
EXCAVATION EQUIPMENT: Komatsu PC 138 Track-Hoe	OBSERVED WATER LEVEL: 7.0'	

ELEV.	DESCRIPTION	DEPTH SCALE	SAMPLE NO. & DEPTH	REMARKS
	Dark brown, brown fine to coarse sand, some silt, little fine to coarse gravel with occasional bricks, concrete (FILL-SM)	1, 2, 3, 4, 5, 6		No odors, PID = 0.0 ppm
	Black cinders, slag, coal - wet (FILL)	7		No odors, PID = 0.0 ppm
	COMPLETION DEPTH = 7.5'	8, 9, 10, 11, 12, 13, 14		

PLATE NO.:

P:_Administrative\N_FinalDocuments\Job#\C2522\J017-220\TEST PIT LOGS\TP-1C.xls

Paulus Sokolowski and Sartor Engineering, PC
Consulting Engineers
Warren, New Jersey

TEST PIT NO. TP-2B

PROJECT: Clifton MGP OU-2, Block 2841, Lots 138 & 230	JOB NO.: 2522-017-220	INSPECTOR: R. Swabsin
LOCATION: Clifton, New York	SURFACE ELEVATION: N/A	
EXCAVATION CONTRACTOR: Creamer Environmental Inc.	DATE: 5/31/2007	COMPLETION DEPTH: 7.0'
EXCAVATION EQUIPMENT: Komatsu PC 138 Track-Hoe	OBSERVED WATER LEVEL: 6.5'	

ELEV.	DESCRIPTION	DEPTH SCALE	SAMPLE NO. & DEPTH	REMARKS
	Mixed cinders, slag, coal with brown fine to coarse sand, some silt, little fine to coarse gravel (FILL-SM)	1, 2		No odors, PID = 0.0 ppm
	Brown fine to coarse sand, some silt, little fine to coarse gravel with wood, bricks (FILL-SM)	3, 4, 5, 6		
	COMPLETION DEPTH = 7.0'	7, 8, 9, 10, 11, 12, 13, 14		

PLATE NO.:

P:_Administrative\N_FinalDocuments\Job#\C2522\J017-220\TEST PIT LOGS\TP-2B.xls

Paulus Sokolowski and Sartor Engineering, PC
Consulting Engineers
Warren, New Jersey

TEST PIT NO. TP-2C

PROJECT: Clifton MGP OU-2, Block 2841, Lots 138 & 230	JOB NO.: 2522-017-220	INSPECTOR: R. Swabsin
LOCATION: Clifton, New York	SURFACE ELEVATION: N/A	
EXCAVATION CONTRACTOR: Creamer Environmental Inc.	DATE: 5/31/2007	COMPLETION DEPTH: 7.0'
EXCAVATION EQUIPMENT: Komatsu PC 138 Track-Hoe	OBSERVED WATER LEVEL: 7.0'	

ELEV.	DESCRIPTION	DEPTH SCALE	SAMPLE NO. & DEPTH	REMARKS
	Red brown fine to coarse sand, some silt, little coarse to fine gravel with wood timbers, concrete rubble, bricks (FILL-SM)	1, 2, 3		
	Cinders, coal and slag (FILL)	4		No odors, PID = 0.0 ppm
	Brown fine sand, little silt, little fine to coarse gravel, wood fragments (FILL-SM)	5, 6		
	COMPLETION DEPTH = 7.0'	7, 8, 9, 10, 11, 12, 13, 14		Groundwater at 7.0'

PLATE NO.:

P:_Administrative\N_FinalDocuments\Job#\C2522\J017-220\TEST PIT LOGS\TP-2C.xls

Paulus Sokolowski and Sartor Engineering, PC
Consulting Engineers
Warren, New Jersey

TEST PIT NO. TP-2D

PROJECT: Clifton MGP OU-2, Block 2841, Lots 138 & 230	JOB NO.: 2522-017-220	INSPECTOR: R. Swabsin
LOCATION: Clifton, New York	SURFACE ELEVATION: N/A	
EXCAVATION CONTRACTOR: Creamer Environmental Inc.	DATE: 5/31/2007	COMPLETION DEPTH: 8.5'
EXCAVATION EQUIPMENT: Komatsu PC 138 Track-Hoe	OBSERVED WATER LEVEL: 8.5'	

ELEV.	DESCRIPTION	DEPTH SCALE	SAMPLE NO. & DEPTH	REMARKS
	Brown, red brown fine to coarse sand, some silt, little fine to coarse gravel with occasional wood timbers, glass (FILL-SM)	1, 2, 3, 4, 5, 6, 7, 8		No odors, PID = 0.0 ppm Wet soils at 8', groundwater seepage at 8.5'
	COMPLETION DEPTH = 8.5'	9, 10, 11, 12, 13, 14		

PLATE NO.:

P:_Administrative\N_FinalDocuments\Job#\C2522\J017-220\TEST PIT LOGS\TP-2D.xls

Paulus Sokolowski and Sartor Engineering, PC
Consulting Engineers
Warren, New Jersey

TEST PIT NO. TP-2E

PROJECT: Clifton MGP OU-2, Block 2841, Lots 138 & 230		JOB NO.: 2522-017-220	INSPECTOR: R. Swabsin
LOCATION: Clifton, New York		SURFACE ELEVATION: N/A	
EXCAVATION CONTRACTOR: Creamer Environmental Inc.		DATE: 5/31/2007	COMPLETION DEPTH: 6.0'
EXCAVATION EQUIPMENT: Komatsu PC 138 Track-Hoe		OBSERVED WATER LEVEL: 3.5'	

ELEV.	DESCRIPTION	DEPTH SCALE	SAMPLE NO. & DEPTH	REMARKS
	Brown fine - coarse sand, some silt, trace fine to coarse gravel (FILL-SM)			
	Coal, cinders, slag (FILL)	1		
	Red brown fine to coarse sand, some silt, little fine to coarse gravel (FILL-SM)	2		Purifier waste observed at ground surface, slight purifier waste (sulfur-like) odor
		3		
		4		Groundwater seepage at 3.5'
		5		
	Black cinders, slag, coal (FILL)	6		PID = 0.0 PPM
	COMPLETION DEPTH = 6.0'			No odors
		7		
		8		
		9		
		10		
		11		
		12		
		13		
		14		

PLATE NO.:

P:_Administrative\N_FinalDocuments\Job#\C2522\J017-220\TEST PIT LOGS\TP-2E.xls

Paulus Sokolowski and Sartor Engineering, PC
Consulting Engineers
Warren, New Jersey

TEST PIT NO. TP-3D

PROJECT: Clifton MGP OU-2, Block 2841, Lots 138 & 230	JOB NO.: 2522-017-220	INSPECTOR: R. Swabsin
LOCATION: Clifton, New York	SURFACE ELEVATION: N/A	
EXCAVATION CONTRACTOR: Creamer Environmental Inc.	DATE: 5/31/2007	COMPLETION DEPTH: 5.7'
EXCAVATION EQUIPMENT: Komatsu PC 138 Track-Hoe	OBSERVED WATER LEVEL: 5.5	

ELEV.	DESCRIPTION	DEPTH SCALE	SAMPLE NO. & DEPTH	REMARKS
	Black gray cinders, coal and slag (FILL)	1		
	Red brown fine to coarse sand, some clayey silt, little fine to coarse gravel (FILL-SM)	2		
		3		No odors, PID = 0.0 ppm
		4		
		5		
		6		Groundwater seepage at 5.5'
	COMPLETION DEPTH = 5.7'	7		
		8		
		9		
		10		
		11		
		12		
		13		
		14		

PLATE NO.:

P:_Administrative\N_FinalDocuments\Job#\C2522\J017-220\TEST PIT LOGS\TP-3D.xls

Paulus Sokolowski and Sartor Engineering, PC
Consulting Engineers
Warren, New Jersey

TEST PIT NO. TP-3E

PROJECT: Clifton MGP OU-2, Block 2841, Lots 138 & 230	JOB NO.: 2522-017-220	INSPECTOR: R. Swabsin
LOCATION: Clifton, New York	SURFACE ELEVATION: N/A	
EXCAVATION CONTRACTOR: Creamer Environmental Inc.	DATE: 5/31/2007	COMPLETION DEPTH: 8.0
EXCAVATION EQUIPMENT: Komatsu PC 138 Track-Hoe	OBSERVED WATER LEVEL: 7.5'	

ELEV.	DESCRIPTION	DEPTH SCALE	SAMPLE NO. & DEPTH	REMARKS
		1		
		2		
		3		No odors, PID = 0.0 ppm
	Brown fine to coarse sand, some silt, little fine to coarse gravel with occasional coal slag, cinders, wood fragments (FILL-SM)	4		
		5		
		6		
		7		
				Groundwater at 7.5'
	COMPLETION DEPTH = 8.0'	8		
		9		
		10		
		11		
		12		
		13		
		14		

PLATE NO.:

P:_Administrative\N_FinalDocuments\Job#\C2522\J017-220\TEST PIT LOGS\TP-3E.xls

Paulus Sokolowski and Sartor Engineering, PC
Consulting Engineers
Warren, New Jersey

TEST PIT NO. TP-4F

PROJECT: Clifton MGP OU-2, Block 2841, Lots 138 & 230	JOB NO.: 2522-017-220	INSPECTOR: R. Swabsin
LOCATION: Clifton, New York	SURFACE ELEVATION: N/A	
EXCAVATION CONTRACTOR: Creamer Environmental Inc.	DATE: 5/31/2007	COMPLETION DEPTH: 9.5'
EXCAVATION EQUIPMENT: Komatsu PC 138 Track-Hoe	OBSERVED WATER LEVEL: Not Encountered	

ELEV.	DESCRIPTION	DEPTH SCALE	SAMPLE NO. & DEPTH	REMARKS
	Brown fine to coarse sand, some silt, little fine to coarse gravel with occasional concrete fragments, wood (FILL-SM)	1, 2		
	Blue grey granular purifier waste (FILL)	3, 4		Strong purifier waste (sulfur-like) odor PID = 0.0 ppm
	Brown fine to medium sand, little silt, little fine to coarse gravel (FILL-SM)	5, 6, 7, 8, 9		
	COMPLETION DEPTH = 9.5'	10, 11, 12, 13, 14		Excavation stopped due to close proximity of existing Rail Road embankment

PLATE NO.:

P:_Administrative\N_FinalDocuments\Job#\C2522\J017-220\TEST PIT LOGS\TP-4F.xls

APPENDIX C

287 Maspeth Avenue, Brooklyn, NY 11211
Phone: (718) 963-5421, Fax: (718) 963-3026

Lab Report #: BL0705353

ELAP Number: 11173

KeySpan Laboratory Services
Certificate of Results

Customer Information

Company Name:	KeySpan Energy Env. Assessment Management	Phone Number:	516-364-9890
Customer Contact:	Andrew A. Prophete	Fax Number:	516-545-2582
Address:	175 E. Old Country Road	Customer PO:	244 CS0406 0724
	Hicksville, NY 11801	Project ID:	Clifton MGP

Laboratory Information

Receive Date: 5/30/07 Approved By 2832 Report Date: 6/14/07

SAMPLE CONDITION RECORD

Are samples submitted with a chain of custody?	N/A	Are the number of samples the same as stated on the chain of custody?	N/A
Are bottle caps tight and securely in place?	N/A	Were samples within the holding time for the requested test(s)?	N/A
Were all containers intact when received?	N/A	Is the volume of sample submitted sufficient for the requested test(s)?	N/A
Were samples submitted in an ice chest?	N/A	Are all samples for volatile organic analyses free of headspace?	N/A
Were samples received cold?	N/A		

Sample ID: **BL0705353-01** Matrix: Soil Customer Sample #: C-PWC-05-29-01

Collect Date and Time: 5/29/07 11:30 A Collector: H2M Personnel

Location: Clifton MGP Site

Test	Parameters	Result		Qualifier	DF	Comments
Method: ASTM D 5839		Analysis Date: 6/6/07				
Total Sulfur	Sulfur	1.020	%wet		1	By:H2M (ELAP ID # 10478)
Method: SW 846 - 1010		Analysis Date: 6/5/07 5:25:00 PM				
Ignitability	Ignitability	>60	DEG C		1	By:H2M (ELAP ID # 10478)
Method: SW 846 - 6010B		Analysis Date: 6/5/07 1:24:00 AM				
TCLP Copper	Copper (Cu)	0.052	mg/L		1	By:H2M (ELAP ID # 10478)
TCLP Nickel	Nickel (Ni)	0.086	mg/L		1	By:H2M (ELAP ID # 10478)
TCLP Zinc	Zinc (Zn)	0.333	mg/L		1	By:H2M (ELAP ID # 10478)
Method: SW 846 - 8015A		Analysis Date: 6/6/07 3:33:52 PM				
DRO, Total	Diesel Range Organics	1300	mg/kg		10	By:H2M (ELAP ID # 10478)
Method: SW 846 - 8082		Analysis Date: 6/12/07 7:00:48 PM				
PCBs	Aroclor 1016 (PCB-1016)	2100	ug/kg	U	50	By:H2M (ELAP ID # 10478)
	Aroclor 1221 (PCB-1221)	4200	ug/kg	U	50	By:H2M (ELAP ID # 10478)
	Aroclor 1232 (PCB-1232)	2100	ug/kg	U	50	By:H2M (ELAP ID # 10478)
	Aroclor 1242 (PCB-1242)	2100	ug/kg	U	50	By:H2M (ELAP ID # 10478)
	Aroclor 1248 (PCB-1248)	2100	ug/kg	U	50	By:H2M (ELAP ID # 10478)
	Aroclor 1254 (PCB-1254)	2100	ug/kg	U	50	By:H2M (ELAP ID # 10478)
	Aroclor 1260 (PCB-1260)	2100	ug/kg	U	50	By:H2M (ELAP ID # 10478)

NOTE: The liability of KeySpan Energy shall in no event exceed the amount of the invoice with respect to the services charged for the

287 Maspeth Avenue, Brooklyn, NY 11211
Phone: (718) 963-5421, Fax: (718) 963-3026

Lab Report #: BL0705353

ELAP Number: 11173

KeySpan Laboratory Services
Certificate of Results

Method: SW 846 - 8260A Analysis Date: 6/8/07 2:45:00 PM

Volatile Organic Compounds	1,1,1-Trichloroethane	13	ug/kg	U	1	By:H2M (ELAP ID # 10478)
	1,1,2,2-Tetrachloroethane	13	ug/kg	U	1	By:H2M (ELAP ID # 10478)
	1,1,2-Trichloroethane	13	ug/kg	U	1	By:H2M (ELAP ID # 10478)
	1,1-Dichloroethane	13	ug/kg	U	1	By:H2M (ELAP ID # 10478)
	1,1-Dichloroethene	13	ug/kg	U	1	By:H2M (ELAP ID # 10478)
	1,2-Dichloroethane	13	ug/kg	U	1	By:H2M (ELAP ID # 10478)
	1,2-Dichloroethene	13	ug/kg	U	1	By:H2M (ELAP ID # 10478)
	1,2-Dichloropropane	13	ug/kg	U	1	By:H2M (ELAP ID # 10478)
	2-Butanone	13	ug/kg	U	1	By:H2M (ELAP ID # 10478)
	2-Hexanone	13	ug/kg	U	1	By:H2M (ELAP ID # 10478)
	4-Methyl-2-pentanone	13	ug/kg	U	1	By:H2M (ELAP ID # 10478)
	Acetone	13	ug/kg	U	1	By:H2M (ELAP ID # 10478)
	Benzene	13	ug/kg	U	1	By:H2M (ELAP ID # 10478)
	Bromodichloromethane	13	ug/kg	U	1	By:H2M (ELAP ID # 10478)
	Bromoform	13	ug/kg	U	1	By:H2M (ELAP ID # 10478)
	Bromomethane	13	ug/kg	U	1	By:H2M (ELAP ID # 10478)
	Carbon Disulfide	13	ug/kg	U	1	By:H2M (ELAP ID # 10478)
	Carbon Tetrachloride	13	ug/kg	U	1	By:H2M (ELAP ID # 10478)
	Chlorobenzene	13	ug/kg	U	1	By:H2M (ELAP ID # 10478)
	Chloroethane	13	ug/kg	U	1	By:H2M (ELAP ID # 10478)
	Chloroform	13	ug/kg	U	1	By:H2M (ELAP ID # 10478)
	Chloromethane	13	ug/kg	U	1	By:H2M (ELAP ID # 10478)
	cis-1,3-Dichloropropene	13	ug/kg	U	1	By:H2M (ELAP ID # 10478)
	Dibromochloromethane	13	ug/kg	U	1	By:H2M (ELAP ID # 10478)
	Ethylbenzene	13	ug/kg	U	1	By:H2M (ELAP ID # 10478)
	MTBE	13	ug/kg	U	1	By:H2M (ELAP ID # 10478)
	Methylene chloride	33	ug/kg		1	By:H2M (ELAP ID # 10478)
	Styrene	13	ug/kg	U	1	By:H2M (ELAP ID # 10478)
	Tetrachloroethene	13	ug/kg	U	1	By:H2M (ELAP ID # 10478)
	Toluene	13	ug/kg	U	1	By:H2M (ELAP ID # 10478)
	trans-1,3-Dichloropropene	13	ug/kg	U	1	By:H2M (ELAP ID # 10478)
	Trichloroethene	13	ug/kg	U	1	By:H2M (ELAP ID # 10478)
	Vinyl chloride	13	ug/kg	U	1	By:H2M (ELAP ID # 10478)
	Xylene	13	ug/kg	U	1	By:H2M (ELAP ID # 10478)

NOTE: The liability of KeySpan Energy shall in no event exceed the amount of the invoice with respect to the services charged for the

287 Maspeth Avenue, Brooklyn, NY 11211
Phone: (718) 963-5421, Fax: (718) 963-3026

Lab Report #: BL0705353

ELAP Number: 11173

KeySpan Laboratory Services
Certificate of Results

Method: SW 846 - 8270B Analysis Date: 6/13/07 4:38:00 AM

Semi-Volatiles by GC/MS	1,2,4-Trichlorobenzene	410	ug/kg	U	1	By:H2M (ELAP ID # 10478)
	2.6-Dinitrotoluene	410	ug/kg	U	1	By:H2M (ELAP ID # 10478)
	4-Chloro-3-methylphenol	410	ug/kg	U	1	By:H2M (ELAP ID # 10478)
	4-Chloroaniline	410	ug/kg	U	1	By:H2M (ELAP ID # 10478)
	4-Chlorophenyl phenyl ether	410	ug/kg	U	1	By:H2M (ELAP ID # 10478)
	1,2-Dichlorobenzene	410	ug/kg	U	1	By:H2M (ELAP ID # 10478)
	1,3-Dichlorobenzene	410	ug/kg	U	1	By:H2M (ELAP ID # 10478)
	1,4-Dichlorobenzene	410	ug/kg	U	1	By:H2M (ELAP ID # 10478)
	2,2'-oxv bis(1-chloropropane)	410	ug/kg	U	1	By:H2M (ELAP ID # 10478)
	2,4,5-Trichlorophenol	1000	ug/kg	U	1	By:H2M (ELAP ID # 10478)
	2,4,6-Trichlorophenol	410	ug/kg	U	1	By:H2M (ELAP ID # 10478)
	2,4-Dichlorophenol	410	ug/kg	U	1	By:H2M (ELAP ID # 10478)
	2,4-Dimethylphenol	410	ug/kg	U	1	By:H2M (ELAP ID # 10478)
	2,4-Dinitrophenol	1000	ug/kg	U	1	By:H2M (ELAP ID # 10478)
	2,4-Dinitrotoluene	410	ug/kg	U	1	By:H2M (ELAP ID # 10478)
	2-Chloronaphthalene	410	ug/kg	U	1	By:H2M (ELAP ID # 10478)
	2-Chlorophenol	410	ug/kg	U	1	By:H2M (ELAP ID # 10478)
	2-Methylnaphthalene	3600	ug/kg		1	By:H2M (ELAP ID # 10478)
	2-Methylphenol	410	ug/kg	U	1	By:H2M (ELAP ID # 10478)
	2-Nitroaniline	1000	ug/kg	U	1	By:H2M (ELAP ID # 10478)
	2-Nitrophenol	410	ug/kg	U	1	By:H2M (ELAP ID # 10478)
	3,3'-Dichlorobenzidine	410	ug/kg	U	1	By:H2M (ELAP ID # 10478)
	3-Nitroaniline	1000	ug/kg	U	1	By:H2M (ELAP ID # 10478)
	4,6-Dinitro-2-methylphenol	1000	ug/kg	U	1	By:H2M (ELAP ID # 10478)
	4-Bromophenyl phenyl ether	410	ug/kg	U	1	By:H2M (ELAP ID # 10478)
	4-Methylphenol	410	ug/kg	U	1	By:H2M (ELAP ID # 10478)
	4-Nitroaniline	1000	ug/kg	U	1	By:H2M (ELAP ID # 10478)
	4-Nitrophenol	1000	ug/kg	U	1	By:H2M (ELAP ID # 10478)
	Acenaphthene	410	ug/kg	U	1	By:H2M (ELAP ID # 10478)
	Acenaphthylene	1700	ug/kg		1	By:H2M (ELAP ID # 10478)
	Anthracene	410	ug/kg	U	1	By:H2M (ELAP ID # 10478)
	Benzo(a)anthracene	1700	ug/kg		1	By:H2M (ELAP ID # 10478)
	Benzo(a)pyrene	420	ug/kg		1	By:H2M (ELAP ID # 10478)
	Benzo(b)fluoranthene	4500	ug/kg		1	By:H2M (ELAP ID # 10478)
	Benzo(g,h,i)perylene	1000	ug/kg		1	By:H2M (ELAP ID # 10478)
	Benzo(k)fluoranthene	2400	ug/kg		1	By:H2M (ELAP ID # 10478)
	bis(2-Chloroethoxy)methane	410	ug/kg	U	1	By:H2M (ELAP ID # 10478)
	bis(2-Chloroethyl)ether	410	ug/kg	U	1	By:H2M (ELAP ID # 10478)
	bis(2-Ethylhexyl) phthalate	410	ug/kg	U	1	By:H2M (ELAP ID # 10478)
	Butyl benzyl phthalate	410	ug/kg	U	1	By:H2M (ELAP ID # 10478)
	Carbazole	410	ug/kg	U	1	By:H2M (ELAP ID # 10478)
	Chrysene	2900	ug/kg		1	By:H2M (ELAP ID # 10478)
	Di-n-butyl phthalate	410	ug/kg	U	1	By:H2M (ELAP ID # 10478)
	Di-n-octyl phthalate	410	ug/kg	U	1	By:H2M (ELAP ID # 10478)

NOTE: The liability of KeySpan Energy shall in no event exceed the amount of the invoice with respect to the services charged for the

287 Maspeth Avenue, Brooklyn, NY 11211
Phone: (718) 963-5421, Fax: (718) 963-3026

Lab Report #: BL0705353

ELAP Number: 11173

KeySpan Laboratory Services
Certificate of Results

Method: SW 846 - 8270B		Analysis Date: 6/13/07 4:38:00 AM				
Semi-Volatiles by GC/MS	Dibenzo(a,h)anthracene	460	ug/kg		1	By:H2M (ELAP ID # 10478)
	Dibenzofuran	410	ug/kg	U	1	By:H2M (ELAP ID # 10478)
	Diethylphthalate	410	ug/kg	U	1	By:H2M (ELAP ID # 10478)
	Dimethylphthalate	410	ug/kg	U	1	By:H2M (ELAP ID # 10478)
	Fluoranthene	410	ug/kg	U	1	By:H2M (ELAP ID # 10478)
	Fluorene	410	ug/kg	U	1	By:H2M (ELAP ID # 10478)
	Hexachlorobenzene	410	ug/kg	U	1	By:H2M (ELAP ID # 10478)
	Hexachlorobutadiene	410	ug/kg	U	1	By:H2M (ELAP ID # 10478)
	Hexachlorocyclopentadiene	410	ug/kg	U	1	By:H2M (ELAP ID # 10478)
	Hexachloroethane	410	ug/kg	U	1	By:H2M (ELAP ID # 10478)
	Indeno(1,2,3-cd)pyrene	1200	ug/kg		1	By:H2M (ELAP ID # 10478)
	Isophorone	410	ug/kg	U	1	By:H2M (ELAP ID # 10478)
	n-Nitroso-di-n-propylamine	410	ug/kg	U	1	By:H2M (ELAP ID # 10478)
	n-Nitrosodiphenylamine	410	ug/kg	U	1	By:H2M (ELAP ID # 10478)
	Naphthalene	10000	ug/kg	D	2	By:H2M (ELAP ID # 10478)
	Nitrobenzene	410	ug/kg	U	1	By:H2M (ELAP ID # 10478)
	Pentachlorophenol	1000	ug/kg	U	1	By:H2M (ELAP ID # 10478)
	Phenanthrene	410	ug/kg	U	1	By:H2M (ELAP ID # 10478)
	Phenol	410	ug/kg	U	1	By:H2M (ELAP ID # 10478)
	Pyrene	830	ug/kg		1	By:H2M (ELAP ID # 10478)
Method: SW 846 - 9040B		Analysis Date: 5/31/07 7:52:00 AM				
Corrosivity	Corrosivity	4.4	pH_units		1	By:H2M (ELAP ID # 10478)
Method: 7.3.3.2		Analysis Date: 6/7/07 10:04:00 AM				
Cyanide	Cyanide	100	mg/kg	U	1	By:H2M (ELAP ID # 10478)
Sulfide	Sulfide	100	mg/kg	U	1	By:H2M (ELAP ID # 10478)

NOTE: The liability of KeySpan Energy shall in no event exceed the amount of the invoice with respect to the services charged for the

287 Maspeth Avenue, Brooklyn, NY 11211
Phone: (718) 963-5421, Fax: (718) 963-3026

Lab Report #: BL0705353

ELAP Number: 11173

KeySpan Laboratory Services
Certificate of Results

Method: SW 846 - 6010B		Analysis Date: 6/5/07 1:24:00 AM				
TCLP Arsenic	Arsenic (As)	0.02	mg/L	U	1	By:H2M (ELAP ID # 10478)
TCLP Lead	Lead (Pb)	0.048	mg/L		1	By:H2M (ELAP ID # 10478)
TCLP Barium	Barium (Ba)	0.789	mg/L		1	By:H2M (ELAP ID # 10478)
TCLP Cadmium	Cadmium (Cd)	0.005	mg/L	U	1	By:H2M (ELAP ID # 10478)
TCLP Chromium	Chromium (Cr)	0.014	mg/L		1	By:H2M (ELAP ID # 10478)
TCLP Selenium	Selenium (Se)	0.02	mg/L	U	1	By:H2M (ELAP ID # 10478)
TCLP Silver	Silver (Ag)	0.02	mg/L		1	By:H2M (ELAP ID # 10478)
Method: SW 846 - 7471A		Analysis Date: 6/5/07 2:02:55 PM				
TCLP Mercury	Mercury (Hg)	0.328	ug/L		1	By:H2M (ELAP ID # 10478)
Method: SW 846 - 8021A		Analysis Date: 6/6/07 3:45:00 PM				
TCLP - Volatile Organics	Benzene	10	ug/L	U	1	By:H2M (ELAP ID # 10478)
	Carbon Tetrachloride	10	ug/L	U	1	By:H2M (ELAP ID # 10478)
	Chlorobenzene	10	ug/L	U	1	By:H2M (ELAP ID # 10478)
	Chloroform	10	ug/L	U	1	By:H2M (ELAP ID # 10478)
	1,2-Dichloroethane	10	ug/L	U	1	By:H2M (ELAP ID # 10478)
	1,1-Dichloroethene	10	ug/L	U	1	By:H2M (ELAP ID # 10478)
	MEK (2-Butanone)	10	ug/L	U	1	By:H2M (ELAP ID # 10478)
	Tetrachloroethylene	10	ug/L	U	1	By:H2M (ELAP ID # 10478)
	Trichloroethylene	10	ug/L	U	1	By:H2M (ELAP ID # 10478)
	Vinyl chloride	10	ug/L	U	1	By:H2M (ELAP ID # 10478)
Method: SW 846 - 8081		Analysis Date: 6/13/07 6:48:10 AM				
TCLP Pesticides	Lindane	0.2	ug/L	U	1	By:H2M (ELAP ID # 10478)
	Heptachlor	0.2	ug/L	U	1	By:H2M (ELAP ID # 10478)
	Heptachlor epoxide	0.2	ug/L	U	1	By:H2M (ELAP ID # 10478)
	Endrin	0.4	ug/L	U	1	By:H2M (ELAP ID # 10478)
	Chlordane (technical)	4	ug/L	U	1	By:H2M (ELAP ID # 10478)
	Toxaphene	20	ug/L	U	1	By:H2M (ELAP ID # 10478)
	Methoxychlor	2	ug/L	U	1	By:H2M (ELAP ID # 10478)
Method: SW 846 - 8151		Analysis Date: 6/7/07 11:49:54 AM				
TCLP Herbicides	2,4,5-TP (Silvex)	2.5	ug/L	U	1	By:H2M (ELAP ID # 10478)
	2,4-D	5	ug/L	U	1	By:H2M (ELAP ID # 10478)

NOTE: The liability of KeySpan Energy shall in no event exceed the amount of the invoice with respect to the services charged for the

287 Maspeth Avenue, Brooklyn, NY 11211
Phone: (718) 963-5421, Fax: (718) 963-3026

Lab Report #: BL0705353

ELAP Number: 11173

KeySpan Laboratory Services
Certificate of Results

Method:	SW 846 - 8270	Analysis Date:	6/5/07 2:51:00 PM			
TCLP - Semi-volatile Organics	o-Cresol (2-Methylphenol)	10	ug/L	U	1	By:H2M (ELAP ID # 10478)
	m,p-Cresol (3,4-Methylphenol)	10	ug/L	U	1	By:H2M (ELAP ID # 10478)
	Cresol (total)	20	ug/L	U	1	By:H2M (ELAP ID # 10478)
	1,4-Dichlorobenzene	10	ug/L	U	1	By:H2M (ELAP ID # 10478)
	2,4-Dinitrotoluene	10	ug/L	U	1	By:H2M (ELAP ID # 10478)
	Hexachlorobenzene	10	ug/L	U	1	By:H2M (ELAP ID # 10478)
	Hexachlorobutadiene	10	ug/L	U	1	By:H2M (ELAP ID # 10478)
	Hexachloroethane	10	ug/L	U	1	By:H2M (ELAP ID # 10478)
	Nitrobenzene	10	ug/L	U	1	By:H2M (ELAP ID # 10478)
	Pentachlorophenol	25	ug/L	U	1	By:H2M (ELAP ID # 10478)
	Pyridine	10	ug/L	U	1	By:H2M (ELAP ID # 10478)
	2,4,5-Trichlorophenol	25	ug/L	U	1	By:H2M (ELAP ID # 10478)
	2,4,6-Trichlorophenol	10	ug/L	U	1	By:H2M (ELAP ID # 10478)

Sample Comment:

NOTE: The liability of KeySpan Energy shall in no event exceed the amount of the invoice with respect to the services charged for the

287 Maspeth Avenue, Brooklyn, NY 11211
Phone: (718) 963-5421, Fax: (718) 963-3026

Lab Report #: BL0705353

ELAP Number: 11173

KeySpan Laboratory Services
Certificate of Results

Qualifiers:
- U - Indicates compound was not detected.
- D - Diluted
- B - Indicates compound was found in associated blank as well as in the sample.
- UD - Indicates diluted compound was analyzed but not detected.
- J - Indicates the presence of a compound that meets the identification criteria. The result is less than the analyte detection limit but greater than zero (0).
- Y - Analyte above detection limit but below quantitation limit.
- E - Exceeds calibration range.
- N - QC criteria was not met.

Comments: All solid sample results are reported on a dry weight basis, unless otherwise not
H2M COC 19806

ND - Not Detected NA - Not Analyzed

Approval Signature

Laboratory results shall not be reproduced except in full, without written approval of the Laboratory.
Results relate only to the sample "As Received" by the laboratory

NOTE: The liability of KeySpan Energy shall in no event exceed the amount of the invoice with respect to the services charged for the

287 Maspeth Avenue, Brooklyn, NY 11211
Phone: (718) 963-5421, Fax: (718) 963-3026

Lab Report #: BL0705353

ELAP Number: 11173

KeySpan Laboratory Services
Certificate of Results

H2M LABS, INC. — EXTERNAL CHAIN OF CUSTODY

19806

575 Broad Hollow Rd, Melville, NY 11747-5078
Tel: (631) 694-3040 Fax: (631) 420-8436

CLIENT:

H2M SDG NO:

PROJECT NAME/NUMBER: KeySpan Clifton MGP Site, Staten Island, New York

Project Contact: John Barlan

Phone Number: (732) 259-2451

PIS/Quote #

SAMPLERS: (signature)/Client: John Barlan

DELIVERABLES:

TURNAROUND TIME: STANDARD

NOTES: Split in two eight oz Jars — WASTE CHARACTERIZATION SAMPLE ONLY — BL0705353-01

DATE	TIME	MATRIX	FIELD I.D.	Sample Container Description	Total No. of Containers	VOA	SVOA	PCB	Metals	CN	LAB I.D. NO.	REMARKS:
5/29/07	1130	Soil	C-PWC-05-29-01		5	✓	✓	✓	✓			

ANALYSIS REQUESTED — ORGANIC: VOA, SVOA, PCB; INORG.: Metals, CN

VOA: Total Sulfur; Reactivity (CN's), % Moisture; Calc. Diluents (PCB's); TCLP Metals As, Ba, Cd, Cr, Cu, Hg, Ni, Pb, Se, Ag, Zn (Split into quart); TCLP Organics (BN/Acid); Mercury 7471

Relinquished by: (Signature) — Date 5/29/07 — Time 1700 — Received by: (Signature)

Relinquished by: (Signature) — Date — Time — Received by: (Signature)

Relinquished by: (Signature) — Date — Time — Received by: (Signature)

Relinquished by: (Signature) — Date — Time — Received by: (Signature)

LABORATORY USE ONLY

Discrepancies Between Sample Labels and COC Record? Y or N
Explain:

Samples were:
1. Shipped ✓ or Hand Delivered ___ Airbill ___
2. Ambient or chilled, Temp. 2.1
3. Received in good condition: Y or N
4. Properly preserved: Y or N

COC Tape was:
1. Present on outer package: (Y) or N
2. Unbroken on outer package: (Y) or N
3. COC record present & complete upon sample receipt: Y or N

05/30/2007 11:29 FAX 4208436 H2MLAB 002/002

WHITE COPY - ORIGINAL — YELLOW COPY - CLIENT — PINK COPY - LABORATORY

NOTE: The liability of KeySpan Energy shall in no event exceed the amount of the invoice with respect to the services charged for the

January 04, 2008

Paulus, Sokolowski and Sartor, LLC
Att: Mr. John Pastorick
67 Mountain Boulevard Extension
Warren, New Jersey 07059

Re: Keyspan Corp. / Clifton Former MGP Site Data Deliverables; Laboratory SDG No. PSS-114

Dear Mr. Pastorick,

Enclosed with this cover letter are the results of our data review of the laboratory deliverables pertaining to the referenced site. The review was conducted according to the guidelines established by NYSDEC's Data Usability Summary Review ('DUSR') process; data flags (qualifiers) were assigned to reported sample results based on guidance contained in EPA Region II's Inorganic and Organic data validation guidelines .

Site Name: Keyspan / Clifton Former MGP Site

Fractions:
Volatile Organics
Semi-volatile Organics
Polychlorinated Biphenyls (PCBs)
RCRA Metals (As, Ba, Cd, Cr, Pb, Hg, Se, Ag)
Cyanide

Laboratory: H2M Labs, Inc.
Matrix: Non-Aqueous

Reviewer: Chris Taylor

Prepared By: Environmental Quality Associates, Inc.

SECTION A
Sample Information

The above-referenced analytical job number / samples were analyzed by H2M Labs Inc., Melville, NY ('H2M'). Nineteen soil samples, plus a field blank, were analyzed for volatile organics, semivolatile organics, polychlorinated biphenyls, RCRA metals and cyanide. Samples were collected on 10/01, 10/02, 10/03 and 10/04/07, and received at the laboratory on 10/01, 10/02 and 10/04/07. Samples were received at the laboratory in good condition, and within acceptable temperature range, per the laboratory Sample Receipt Checklists.

SECTION B
General Comments

Per client directions and project requirements, a subset of 20% of site samples were selected and identified for data review; this report addresses only the findings associated with the two soil samples in this SDG identified by the client [GPESB-1W (17-17.75') ; GPESB-8WA (0.5-2)].

Summary of data completeness and overall quality of data deliverables package
Data deliverables were complete as received.

Overall data quality
Data quality was acceptable, incorporating applied data qualifiers as described below.

SECTION C
Volatile Organic Fraction

NYSDEC-ASP holding times from lab receipt to analysis were met in all samples.

Surrogate compound spike recoveries were within laboratory-derived acceptance ranges. Internal standard area recoveries and retention times were within method limits.

Soil method blank VBLK1004 exhibited a positive result for common laboratory contaminant methylene chloride, at 4 J ug/Kg. Action level (AL) of 10x blank concentration for methylene chloride was established for associated samples and reported results were compared to the AL value; positive results for methylene chloride below the AL value were flagged as non-detects 'U' either at their reported values, if above the sample RL, or at the sample RL if positive below the RL values. Siloxane-based (m/z 73) non-targets (TICs) were also present in this method blank at RTs of 18.8 and 21.3 minutes; TICs of similar spectral structure were red-lined and rejected 'R' if found in associated samples at comparable RTs and concentrations.

Continuing calibration response factor %D values for several target analytes exceeded the method limit of 20.0% . Positive targets in affected samples with %D > +20.0% were flagged as estimated, 'J'. See note below.

Note to data user: in cases where %Ds were > +20.0%, signifying CCAL RRF values > corresponding ICAL average values (i.e., greater sensitivity), no QA action was taken if there were no positives found for these analytes in the associated field samples.

The laboratory used the RRF from the daily calibration to quantitate reported positive results; this differs from the guidance in EPA SW-846, Method 8000B. This is noted to inform the data user of potential data comparability issues for previous or future sample collection events.

SECTION D
Semi-volatile Organics

NYSDEC-ASP holding times from lab receipt to extraction, and from extraction to analysis, were met.

Method and field blanks were free of contamination.

The recovery of surrogate terphenyl-d14 was above the upper limit in sample GPESB-1W (17-17.5); no QA action was taken since one surrogate recovery excursion in each fraction is allowable (if >10%). This sample was re-analyzed at 10x dilution due to several PAH target compound concentrations above calibrated range, and all surrogates were reported as diluted out in that run.

Internal standard recoveries and retention times were within acceptable method limits.

The relative response factor (RRF) values for several compounds exceeded -20%D in the CCV of 10/15 and 10/16/07 (file IDs N22133 and N22158, respectively), affecting all validated samples; results for these compounds with low response in associated samples were flagged 'UJ' or 'J', as estimated values or RL values with indication of low bias. The data user is directed to the calibration summary form attached for details on affected compounds, data qualifiers and footnotes, and associated samples.

The laboratory used the RRF from the daily calibration to quantitate reported positive results; this differs from the guidance in EPA SW-846, Method 8000B. This is noted to inform the data user of potential data comparability issues for previous or future sample collection events.

SECTION E
Polychlorinated Biphenyls (PCBs)

NYSDEC-ASP holding times from lab receipt to extraction, and from extraction to analysis, were met for all samples.

The soil method blank extracted on 10/04/07 (MB22962) was reported free of contamination, as were associated instrument (solvent) blanks. The aqueous field blank submitted with this sample set was free of contamination.

Calibrations were acceptable. It is noted that TCX surrogate responses were elevated relative to the initial calibration response (i.e., greater sensitivity). However, since TCX is not a method surrogate for Aroclor analysis by Method 8082 (see Method, Sect. 5.9), and no positive Aroclors were reported in the validated samples, no QA action was taken.

SECTION F
RCRA Metals and Cyanide

NYSDEC-ASP holding times from lab receipt to extraction, and from extraction to analysis, were met for all samples. Instrument and digestion (prep) blanks were below corresponding RL values for all reported analytes.

Initial and continuing calibration recoveries were within acceptable range. The concentration shown for the continuing calibration verification (CCV) standard of 500 ug/L was the same as reported for the ICV standard. Per current NYSDEC-ASP requirements (2005, Exhibit E, Metals, Sect. 1.3.3), "the analyte concentration in the CCV shall be different than the concentration used for the ICV … and shall be … at or near the mid range of the calibration curve…". No data qualifiers were applied, based on the reviewer's professional judgment; this discrepancy is noted for the data user's awareness.

The concentrations for the true value and actual values for the ICSA solution were not reported on Form 4. Per current NYSDEC-ASP requirements (2005, Exhibit E, Metals, Sect. 1.5.3), "results for ICS Solution A must fall within … $\pm$ 2x the CRQL for the analytes …". No data qualifiers were applied, based on the reviewer's professional judgment; this discrepancy is noted for the data user's awareness.

Recovery was below 75% for silver in the matrix spike of sample GPESB-7A (25.5-26.5'). Results for silver in associated batch samples were flagged as estimated, 'J', with indication of low bias due to matrix effects.

Recovery was above 125% for selenium in the matrix spike of sample GPESB-7A (25.5-26.5'). Positive results for selenium in associated batch samples were flagged as estimated, 'J', with indication of high bias due to matrix effects.

Post-spike recoveries for both Ag and Se were within acceptable limits, indicating analytical process control. LCS recoveries for all reported analytes were within acceptable ranges.

Dilution sample precision values exceeded 10%D for barium and chromium in the serial dilution of sample GPESB-7A (25.5-26.5'). Results for barium and chromium in associated batch samples were flagged as estimated, 'J', with indication of low bias, since the initial (undiluted) sample values were lower than the 5x dilution results.

SECTION G
Sample Result Verification

One positive sample analyte result from each analytical fraction was randomly selected for verification of reported results from the raw data. Reported values were successfully verified from each fraction with no discrepancies.

It is restated here that for organic analytes the laboratory used the response factors from calibration verifications rather than average response factors from initial calibration sequences for quantitation. Although this practice is based on CLP analytical protocols rather than SW-846 method procedures (i.e., Method 8000) which the lab has referenced, the use of the different techniques will invariably produce different results. This is noted in order to alert the data user of potential impacts on data comparability for future sample data collection events.

SECTION H
Overall Recommendations

The results of the review and qualification process for the above analytical fractions and associated samples are summarized on the attached QC and Calibration summary tables for each affected analytical fraction, in order to facilitate the end-user's' review of these data. Data qualifiers have been applied directly to the laboratory Form 1s, with associated numeric footnotes which are detailed in the corresponding QC / Calibration summaries.

Very truly yours,
Environmental Quality Associates, Inc.

Chris W. Taylor
Vice President

/cwt
Attachments

January 02, 2008

Paulus, Sokolowski and Sartor, LLC
Att: Mr. John Pastorick
67 Mountain Boulevard Extension
Warren, New Jersey 07059

Re: Keyspan Corp. / Clifton Former MGP Site Data Deliverables; Laboratory SDG No. PSS-113

Dear Mr. Pastorick,

Enclosed with this cover letter are the results of our data review of the laboratory deliverables pertaining to the referenced site. The review was conducted according to the guidelines established by NYSDEC's Data Usability Summary Review ('DUSR') process; data flags (qualifiers) were assigned to reported sample results based on guidance contained in EPA Region II's Inorganic and Organic data validation guidelines .

Site Name: Keyspan / Clifton Former MGP Site

Fractions:
Volatile Organics
Semi-volatile Organics
Polychlorinated Biphenyls (PCBs)
RCRA Metals (As, Ba, Cd, Cr, Pb, Hg, Se, Ag)
Cyanide

Laboratory: H2M Labs, Inc.
Matrix: Non-Aqueous

Reviewer: Chris Taylor

Prepared By: Environmental Quality Associates, Inc.

SECTION A
Sample Information

The above-referenced analytical job number / samples were analyzed by H2M Labs Inc., Melville, NY ('H2M'). Sixteen soil samples, plus a field blank, were analyzed for volatile organics, semivolatile organics, polychlorinated biphenyls, RCRA metals and cyanide. Samples were collected on 09/24, 09/26, 09/27 and 09/28/07, and received at the laboratory on 09/26, 09/27 and 09/28/07. Samples were received at the laboratory in good condition, and within acceptable temperature range, per the laboratory Sample Receipt Checklists.

SECTION B
General Comments

Per client directions and project requirements, a subset of 20% of site samples were selected and identified for data review; this report addresses only the findings associated with the four soil samples in this SDG identified by the client [GPESB-6W (12-13') ; GPESB-10 (12.33-13.33') ; GPESB-7 (12.75-13.75') ; GPESB-10 (21-22')].

Summary of data completeness and overall quality of data deliverables package
Data deliverables were complete as received.

Overall data quality
Data quality was acceptable, incorporating applied data qualifiers as described below.

SECTION C
Volatile Organic Fraction

NYSDEC-ASP holding times from lab receipt to analysis were met in all samples.

Surrogate compound spike recoveries were within laboratory-derived acceptance ranges. Internal standard area recoveries and retention times were within method limits.

Both soil method blanks VBLK1001 and VBLK1002 exhibited positive results for common laboratory contaminant methylene chloride, at 4 J and 6 J ug/Kg, respectively. Action levels (AL) of 10x blank concentration for methylene chloride were established for each associated set of samples and reported results were compared to the AL values; positive results for these target compounds below the respective AL values were flagged as non-detects 'U' either at their reported values, if above the sample RL, or at the sample RL if positive below the RL values.

Continuing calibration response factor %D values for several target analytes exceeded the method limit of 20.0% . Positive targets in affected samples with %D > +20.0% were flagged as estimated, 'J'. See note below.

Note to data user: in cases where %Ds were > +20.0%, signifying CCAL RRF values > corresponding ICAL average values (i.e., greater sensitivity), no QA action was taken if there were no positives found for these analytes in the associated field samples.

The laboratory used the RRF from the daily calibration to quantitate reported positive results; this differs from the guidance in EPA SW-846, Method 8000B. This is noted to inform the data user of potential data comparability issues for previous or future sample collection events.

SECTION D
Semi-volatile Organics

NYSDEC-ASP holding times from lab receipt to extraction, and from extraction to analysis, were met, with the following exception: GPESB-10 (21-22') was re-extracted 11 days from VTSR due to low surrogate recoveries in the initial analysis. Since the re-extraction was performed within the method hold time for soils of 14 days from collection, and the surrogate recoveries on re-extract were within limits, no QA action was taken. Method and field blanks were free of contamination.

Internal standard perylene-d12 recovered below 50% of the corresponding CCV response in sample GPESB-10 (12.33-13.33') and was re-analyzed at 10x dilution with acceptable IS recoveries. Target compounds quantitated from perylene-d12 in the initial analysis are flagged as estimated values (UJ or J). The data user should take results from the initial analysis as qualified, except for the two PAH targets reported from the 10x dilution.

Internal standard perylene-d12 recovered below 50% of the corresponding CCV response in sample GPESB-7 (12.75–13.75'); this sample was re-analyzed at a 50x extract dilution due to high levels of PAH targets and subsequent IS recoveries were acceptable. All targets quantitated from perylene in the initial analysis are flagged estimated 'J' in the initial (undiluted) analysis. Since all PAH targets which exceeded cal range in the initial analysis were below the adjusted 50x RL level in the dilution, except for naphthalene, it is the reviewer's opinion that there is less uncertainty using the undiluted run values with estimated 'J' flag applied than in using the 50x dilution values, since no indication of peak saturation for these compounds was observed.

The relative response factor (RRF) values for several compounds exceeded 20%D in the CCV of 10/05, 10/08 and 10/12/07 (file IDs C37690, C37719 and N22109, respectively), affecting all validated samples; results for these compounds with low response in associated samples were flagged 'UJ' or 'J', as estimated values or RL values with indication of low bias, and positive results for compounds with high response in associated samples were flagged 'J', as estimated values with high bias. The data user is directed to the calibration summary form attached for details on affected compounds, data qualifiers and footnotes, and associated samples.

The laboratory used the RRF from the daily calibration to quantitate reported positive results; this differs from the guidance in EPA SW-846, Method 8000B. This is noted to inform the data user of potential data comparability issues for previous or future sample collection events.

SECTION E
Polychlorinated Biphenyls (PCBs)

NYSDEC-ASP holding times from lab receipt to extraction, and from extraction to analysis, were met for all samples.

The soil method blank extracted on 09/24/07 (MB22804) was reported free of contamination, as were associated instrument (solvent) blanks. The aqueous field blank submitted with this sample set was free of contamination.

Surrogate recovery for DCBP on column 2 (CLP2) was above range in sample GPESB-10 (12.33-13.33); since no positives were reported for this sample, no QA action was necessary.

Calibrations were acceptable. It is noted that TCX surrogate responses were elevated relative to the initial calibration response (i.e., greater sensitivity). However, since TCX is not a method surrogate for Aroclor analysis by Method 8082 (see Method, Sect. 5.9), and no positive Aroclors were reported in the validated samples, no QA action was taken.

SECTION F
RCRA Metals and Cyanide

NYSDEC-ASP holding times from lab receipt to extraction, and from extraction to analysis, were met for all samples.

Instrument and digestion (prep) blanks were below corresponding RL values for all reported analytes.

Initial and continuing calibration recoveries were within acceptable range. The concentration shown for the continuing calibration verification (CCV) standard of 500 ug/L was the same as reported for the ICV standard. Per current NYSDEC-ASP requirements (2005, Exhibit E, Metals, Sect. 1.3.3), "the analyte concentration in the CCV shall be different than the concentration used for the ICV ... and shall be ... at or near the mid range of the calibration curve...". No data qualifiers were applied, based on the reviewer's professional judgment; this discrepancy is noted for the data user's awareness.

The concentrations for the true value and actual values for the ICSA solution were not reported on Form 4. Per current NYSDEC-ASP requirements (2005, Exhibit E, Metals, Sect. 1.5.3), "results for ICS Solution A must fall within ... $\pm$ 2x the CRQL for the analytes ...". No data qualifiers were applied, based on the reviewer's professional judgment; this discrepancy is noted for the data user's awareness.

Recovery was below 75% for silver in the matrix spike of sample GPESB-4 (25.5-27.5'). Results for silver in associated batch samples were flagged as estimated, 'J', with indication of low bias due to matrix effects. LCS recoveries for all reported analytes were within acceptable ranges.

Dilution sample precision values exceeded 10%D for barium and chromium in the serial dilution of sample GPESB-4 (25.5-27.5'). Results for barium and chromium in associated batch samples were flagged as estimated, 'J', with indication of low bias, since the initial (undiluted) sample values were lower than the 5x dilution results.

SECTION G
Sample Result Verification

One positive sample analyte result from each analytical fraction was randomly selected for verification of reported results from the raw data. Reported values were successfully verified from each fraction with no discrepancies.

It is restated here that for organic analytes the laboratory used the response factors from calibration verifications rather than average response factors from initial calibration sequences for quantitation. Although this practice is based on CLP analytical protocols rather than SW-846 method procedures (i.e., Method 8000) which the lab has referenced, the use of the different techniques will invariably produce different results. This is noted in order to alert the data user of potential impacts on data comparability for future sample data collection events.

SECTION H
Overall Recommendations

The results of the review and qualification process for the above analytical fractions and associated samples are summarized on the attached QC and Calibration summary tables for each affected analytical fraction, in order to facilitate the end-user's' review of these data. Data qualifiers have been applied directly to the laboratory Form 1s, with associated numeric footnotes which are detailed in the corresponding QC / Calibration summaries.

Very truly yours,
Environmental Quality Associates, Inc.

Chris W. Taylor
Vice President

/cwt
Attachments

January 05, 2008

Paulus, Sokolowski and Sartor, LLC
Att: Mr. John Pastorick
67 Mountain Boulevard Extension
Warren, New Jersey 07059

Re: Keyspan Corp. / Clifton Former MGP Site Data Deliverables; Laboratory SDG No. PSS-112

Dear Mr. Pastorick,

Enclosed with this cover letter are the results of our data review of the laboratory deliverables pertaining to the referenced site. The review was conducted according to the guidelines established by NYSDEC's Data Usability Summary Review ('DUSR') process; data flags (qualifiers) were assigned to reported sample results based on guidance contained in EPA Region II's Inorganic and Organic data validation guidelines .

Site Name: Keyspan / Clifton Former MGP Site

Fractions:
Volatile Organics
Semi-volatile Organics
Polychlorinated Biphenyls (PCBs)
RCRA Metals (As, Ba, Cd, Cr, Pb, Hg, Se, Ag)
Cyanide

Laboratory: H2M Labs, Inc.
Matrix: Aqueous

Reviewer: Chris Taylor

Prepared By: Environmental Quality Associates, Inc.

SECTION A
Sample Information

The above-referenced analytical job number / samples were analyzed by H2M Labs Inc., Melville, NY ('H2M'). Three aqueous samples were analyzed for volatile organics, semivolatile organics, polychlorinated biphenyls, RCRA metals and cyanide. Samples were collected on 09/21 and 09/25/07, and received at the laboratory on 09/21 and 09/26/07. Samples were received at the laboratory in good condition, and within acceptable temperature and pH ranges, per the laboratory Sample Receipt Checklists.

SECTION B
General Comments

Per client directions and project requirements, a subset of 20% of site samples were selected and identified for data review; this report addresses only the findings associated with the one aqueous sample in this SDG identified by the client [GPESB-8W-3 (12-17')].

Summary of data completeness and overall quality of data deliverables package
Data deliverables were complete as received.

Overall data quality
Data quality was acceptable, incorporating applied data qualifiers as described below.

SECTION C
Volatile Organic Fraction

NYSDEC-ASP holding times from lab receipt to analysis were met, with the following exception:
The dilution analysis of GPESB-8W-3 (12-17') was performed on 10/17/07, which is 14 days past the allowable NYSDEC-ASP seven-day from VTSR holding time, and eight days beyond the method holding time of 14 days from sample collection. The reported result for 2-butanone in the dilution analysis is flagged as estimated, 'J', with indication of low bias.

Surrogate compound spike recoveries were within laboratory-derived acceptance ranges. Internal standard area recoveries and retention times were within method limits.

2-Butanone was positive in the trip blank of 09/25/07, at 3 J ug/L; since the 2-butanone concentration in the associated sample significantly exceeded the equivalent blank action level, no QA action was taken.

Continuing calibration response factor %D value for 1,2-dichloroethane exceeded the method limit of 20.0% in CCV 09/27/007 (P37869). Since this target compounf was not positive in the associated sample, no QA action was taken.

The laboratory used the RRF from the daily calibration to quantitate reported positive results; this differs from the guidance in EPA SW-846, Method 8000B. This is noted to inform the data user of potential data comparability issues for previous or future sample collection events.

SECTION D
Semi-volatile Organics

NYSDEC-ASP holding times from lab receipt to extraction, and from extraction to analysis, were met.

The method blank was reported free of contamination. Surrogate recoveries, and internal standard recoveries and retention times were within acceptable method limits. No MS/MSD were submitted for this sample group.

Initial calibration %RSD values for several target compounds exceeded the method limit of 15%; since no positives for these compounds were present in validated samples, no QA action was necessary.

The relative response factor (RRF) values for several compounds exceeded +20%D in the CCV of 10/04/07 (N21920); no positives for these compounds were present in the associated sample, and no QA action was necessary.

The LCS (LFB22877) exhibited recovery of 2,4-dinitrophenol above the upper limit (108/101%); since this compound was not positive in the associated sample, no QA action was necessary.

The laboratory used the RRF from the daily calibration to quantitate reported positive results; this differs from the guidance in EPA SW-846, Method 8000B. This is noted to inform the data user of potential data comparability issues for previous or future sample collection events.

SECTION E
Polychlorinated Biphenyls (PCBs)

NYSDEC-ASP holding times from lab receipt to extraction, and from extraction to analysis, were met for validated samples.

The method blank extracted on 10/01/07 (MB22894) was reported free of contamination, as were associated instrument (solvent) blanks.

Calibrations were acceptable, and surrogate recoveries were within acceptable range. Blank spike recoveries were within acceptable limits. No MS/MSD were submitted for this sample group.

SECTION F
RCRA Metals and Cyanide

NYSDEC-ASP holding times from lab receipt to extraction, and from extraction to analysis, were met for all samples. Instrument and digestion (prep) blanks were below corresponding RL values for all reported analytes.

Initial and continuing calibration recoveries were within acceptable range. The concentration shown for the continuing calibration verification (CCV) standard of 500 ug/L was the same as reported for the ICV standard. Per current NYSDEC-ASP requirements (2005, Exhibit E, Metals, Sect. 1.3.3), "the analyte concentration in the CCV shall be different than the concentration used for the ICV … and shall be … at or near the mid range of the calibration curve…". No data qualifiers were applied, based on the reviewer's professional judgment; this discrepancy is noted for the data user's awareness.

The concentrations for the true value and actual values for the ICSA solution were not reported on Form 4. Per current NYSDEC-ASP requirements (2005, Exhibit E, Metals, Sect. 1.5.3), "results for ICS Solution A must fall within … $\pm$ 2x the CRQL for the analytes …". No data qualifiers were applied, based on the reviewer's professional judgment; this discrepancy is noted for the data user's awareness.

LCS recoveries for all reported analytes were within acceptable ranges.

SECTION G
Sample Result Verification

One positive sample analyte result from each analytical fraction was randomly selected for verification of reported results from the raw data. Reported values were successfully verified from each fraction with no discrepancies.

It is restated here that for organic analytes the laboratory used the response factors from calibration verifications rather than average response factors from initial calibration sequences for quantitation. Although this practice is based on CLP analytical protocols rather than SW-846 method procedures (i.e., Method 8000) which the lab has referenced, the use of the different techniques will invariably produce different results. This is noted in order to alert the data user of potential impacts on data comparability for future sample data collection events.

SECTION H
Overall Recommendations

The results of the review and qualification process for the above analytical fractions and associated samples are summarized on the attached QC and Calibration summary tables for each affected analytical fraction, in order to facilitate the end-user's' review of these data. Data qualifiers have been applied directly to the laboratory Form 1s, with associated numeric footnotes which are detailed in the corresponding QC / Calibration summaries.

Very truly yours,
Environmental Quality Associates, Inc.

Chris W. Taylor
Vice President

/cwt
Attachments

December 27, 2007

Paulus, Sokolowski and Sartor, LLC
Att: Mr. John Pastorick
67 Mountain Boulevard Extension
Warren, New Jersey 07059

Re: Keyspan Corp. / Clifton Former MGP Site Data Deliverables; Laboratory SDG No. PSS-111

Dear Mr. Pastorick,

Enclosed with this cover letter are the results of our data review of the laboratory deliverables pertaining to the referenced site. The review was conducted according to the guidelines established by NYSDEC's Data Usability Summary Review ('DUSR') process; data flags (qualifiers) were assigned to reported sample results based on guidance contained in EPA Region II's Inorganic and Organic data validation guidelines .

Site Name: Keyspan / Clifton Former MGP Site

Fractions:
Volatile Organics
Semi-volatile Organics
Polychlorinated Biphenyls (PCBs)
RCRA Metals (As, Ba, Cd, Cr, Pb, Hg, Se, Ag)
Cyanide

Laboratory: H2M Labs, Inc.
Matrix: Non-Aqueous

Reviewer: Chris Taylor

Prepared By: Environmental Quality Associates, Inc.

SECTION A
Sample Information

The above-referenced analytical job number / samples were analyzed by H2M Labs Inc., Melville, NY ('H2M'). Nineteen soil samples, plus a field blank, were analyzed for volatile organics, semivolatile organics, polychlorinated biphenyls, RCRA metals and cyanide. Samples were collected on 09/20, 09/21 and 09/24/07, and received at the laboratory on 09/21 and 09/24/07. Samples were received at the laboratory in good condition, per the laboratory Sample Receipt Checklist. The chain of custody (CoC) indicated that samples were received at a temperature of 4.6 degrees C.

SECTION B
General Comments

Per client directions and project requirements, a subset of 20% of site samples were selected and identified for data review; this report addresses only the findings associated with the four soil samples identified by the client (GPESB-2-1 ; GPESB-4-1 ; GPESB-6W-1 ; GPESB-6W-2).

Summary of data completeness and overall quality of data deliverables package
Data deliverables were complete as received.

Overall data quality
Data quality was acceptable, incorporating applied data qualifiers as described below.

SECTION C
Volatile Organic Fraction

NYSDEC-ASP holding times from lab receipt to analysis were met in all samples.

Surrogate compound spike recoveries were within laboratory-derived acceptance ranges. Internal standard area recoveries and retention times were within method limits.

Both soil method blanks VBLK0926 and VBLK1001 exhibited positive results for common laboratory contaminant methylene chloride, and VBLK0926 also presented positive for toluene. Action levels (AL) of 10x blank concentration for methylene chloride and 5x for toluene were established for each associated set of samples and reported results were compared to the AL values; positive results for these target compounds below the respective AL values were flagged as non-detects 'U' either at their reported values, if above the sample RL, or at the sample RL if positive below the RL values.

Continuing calibration response factor %D values for several target analytes exceeded the method limit of 20.0% . See note below.

Note to data user: in cases where %Ds were > +20.0%, signifying CCAL RRF values > corresponding ICAL average values (i.e., greater sensitivity), no QA action was taken if there were no positives found for these analytes in the associated field samples.

The relative response factor (RRF) value for tetrachloroethene exceeded -20%D in the continuing calibration verification (CCV) of 09/26/07 (file ID P37851), affecting validated samples GPESB-2-1 and GPESP-4-1; results for tetrachloroethene in these samples were flagged 'UJ', as estimated RL values with indication of low bias.

The laboratory used the RRF from the daily calibration to quantitate reported positive results; this differs from the guidance in EPA SW-846, Method 8000B. This is noted to inform the data user of potential data comparability issues for previous or future sample collection events.

Sample GPESB-2-1 was designated as the matrix spike / matrix spike duplicate sample for this delivery group. Three target compounds presented recoveries below laboratory-derived limits in both the MS and MSD samples: 1,1-dichloroethene, trichloroethene and chlorobenzene. These compounds were flagged 'UJ', as estimated RL values with indication of low bias. It is noted that the indicated actions apply only to the native (unspiked) sample. Since blank spike samples recovered within acceptable limits, matrix interference effects are indicated.

SECTION D
Semi-volatile Organics

NYSDEC-ASP holding times from lab receipt to extraction, and from extraction to analysis, were met for all samples.

Method blanks were free of contamination. The field blank was reported positive for di-n-butylphthalate (2 J ug/L) but no validated samples were positive for this compound; no QA action was necessary.

Internal standard perylene-d12 recovered below 50% of the corresponding CCV response in sample GPESP-6W-1 and was re-analyzed with similar results. Target compounds quantitated from perylene-d12 are flagged as estimated values (UJ or J). The data user should take results from the initial analysis.

Internal standards chrysene-d12 and perylene-d12 recovered below 50% of the corresponding CCV response in sample GPESP-6W-2; this sample was re-analyzed at a 5x extract dilution due to high levels of PAH targets and subsequent IS recoveries were acceptable. All targets quantitated from chrysene and perylene in the initial analysis are flagged estimated 'J' in the initial (undiluted) analysis. It is recommended that the data user take all positive results for affected compounds from the dilution analysis.

Two compounds (2,4-dinitrotoluene and pentachlorophenol) recovered high in the matrix spike duplicate of GPESB-2-1; since these targets were not positive in the native (unspiked) sample, no QA action was necessary.

The relative response factor (RRF) values for hexachlorocyclopentadiene, 2,4-dinitrophenol and pentachlorophenol exceeded -20%D in the CCV of 10/02/07 (file ID C37627), affecting validated sample GPESB-6W-2; results for these compounds were flagged 'UJ', as estimated RL values with indication of low bias.

The laboratory used the RRF from the daily calibration to quantitate reported positive results; this differs from the guidance in EPA SW-846, Method 8000B. This is noted to inform the data user of potential data comparability issues for previous or future sample collection events.

SECTION E
Polychlorinated Biphenyls (PCBs)

NYSDEC-ASP holding times from lab receipt to extraction, and from extraction to analysis, were met for all samples.

The soil method blank extracted on 09/24/07 (MB22804) was reported free of contamination, as were associated instrument (solvent) blanks. The aqueous field blank submitted with this sample set was free of contamination.

Surrogate recoveries for TCX and DCBP on column 2 (CLP2) were above range in sample GPESB-6W-1, due to matrix interference. No positives were reported for this sample; however, RLs were significantly elevated due to matrix interference.

Calibrations were acceptable. It is noted that TCX surrogate responses were elevated relative to the initial calibration response (i.e., greater sensitivity). However, since TCX is not a method surrogate for Aroclor analysis by Method 8082 (see Method, Sect. 5.9), and no positive Aroclors were reported in the validated samples, no QA action was taken.

Recovery of Aroclor 1260 in the matrix spike of sample GPESB-2-1 exceeded the laboratory-derived upper limit for this analyte. Since the MSD recovery was within limits, and no positives were reported in the native (unspiked) sample, no QA action was taken. Blank spike recoveries were within acceptable limits.

All samples reviewed exhibited significant chromatographic interference. The laboratory narrative and extraction logs indicated that sulfuric acid and sulfur cleanups were performed; however the levels of interference noted did not appear to have been effectively mitigated by these steps. For the -6W-1 and -6W-2 samples, RL values were elevated to 1200 and 16000 ug/Kg (vs. nominal 40 ug/Kg for the other samples reviewed). The data user may wish to incorporate the potential impacts of these elevated RL values on the utility of these results toward assessment of compliance with regulatory standards.

SECTION F
RCRA Metals and Cyanide

NYSDEC-ASP holding times from lab receipt to extraction, and from extraction to analysis, were met for all samples.

Instrument and digestion (prep) blanks were below corresponding RL values for all reported analytes.

Initial and continuing calibration recoveries were within acceptable range. The concentration shown for the continuing calibration verification (CCV) standard of 500 ug/L was the same as reported for the ICV standard. Per current NYSDEC-ASP requirements (2005, Exhibit E, Metals, Sect. 1.3.3), "the analyte concentration in the CCV shall be different than the concentration used for the ICV ... and shall be ... at or near the mid range of the calibration curve...". No data qualifiers were applied, based on the reviewer's professional judgment; this discrepancy is noted for the data user's awareness.

The concentrations for the true value and actual values for the ICSA solution were not reported on Form 4. Per current NYSDEC-ASP requirements (2005, Exhibit E, Metals, Sect. 1.5.3), "results for ICS Solution A must fall within ... $\pm$ 2x the CRQL for the analytes ...". No data qualifiers were applied, based on the reviewer's professional judgment; this discrepancy is noted for the data user's awareness.

Recoveries were below 75% for arsenic, chromium, cyanide, selenium and silver in the matrix spike of sample GPESB-2-1. Results for these analytes in associated batch samples were flagged as estimated, 'J', with indication of low bias due to matrix effects. Post-spike recoveries for these analytes were within acceptable range. LCS recoveries for all reported analytes were within acceptable ranges.

Replicate sample precision exceeded 20% RPD for arsenic, barium, chromium and mercury in the matrix duplicate of sample GPESB-2-1. Results for these analytes in associated batch samples were flagged as estimated, 'J', with indeterminate bias direction.

Dilution sample precision values exceeded 10%D for chromium and lead in the serial dilution of sample GPESB-2-1. Results for chromium and lead in associated batch samples were flagged as estimated, 'J', with indication of low bias, since the initial (undiluted) sample values were lower than the 5x dilution results.

SECTION G
Sample Result Verification

One positive sample analyte result from each analytical fraction was randomly selected for verification of reported results from the raw data. Reported values were successfully verified from each fraction with no discrepancies.

It is restated here that for organic analytes the laboratory used the response factors from calibration verifications rather than average response factors from initial calibration sequences for quantitation. Although this practice is based on CLP analytical protocols rather than SW-846 method procedures (i.e., Method 8000) which the lab has referenced, the use of the different techniques will invariably produce different results. This is noted in order to alert the data user of potential impacts on data comparability for future sample data collection events.

SECTION H
Overall Recommendations

The results of the review and qualification process for the above analytical fractions and associated samples are summarized on the attached QC and Calibration summary tables for each affected analytical fraction, in order to facilitate the end-user's' review of these data. Data qualifiers have been applied directly to the laboratory Form 1s, with associated numeric footnotes which are detailed in the corresponding QC / Calibration summaries.

Very truly yours,
Environmental Quality Associates, Inc.

Chris W. Taylor
Vice President

/cwt
Attachments

January 05, 2008

Paulus, Sokolowski and Sartor, LLC
Att: Mr. John Pastorick
67 Mountain Boulevard Extension
Warren, New Jersey 07059

Re: Keyspan Corp. / Clifton Former MGP Site Data Deliverables; Laboratory SDG No. PSS-116

Dear Mr. Pastorick,

Enclosed with this cover letter are the results of our data review of the laboratory deliverables pertaining to the referenced site. The review was conducted according to the guidelines established by NYSDEC's Data Usability Summary Review ('DUSR') process; data flags (qualifiers) were assigned to reported sample results based on guidance contained in EPA Region II's Inorganic and Organic data validation guidelines .

Site Name: Keyspan / Clifton Former MGP Site

Fractions:
Volatile Organics
Semi-volatile Organics
Polychlorinated Biphenyls (PCBs)
RCRA Metals (As, Ba, Cd, Cr, Pb, Hg, Se, Ag)
Cyanide

Laboratory: H2M Labs, Inc.
Matrix: Aqueous

Reviewer: Chris Taylor

Prepared By: Environmental Quality Associates, Inc.

SECTION A
Sample Information

The above-referenced analytical job number / samples were analyzed by H2M Labs Inc., Melville, NY ('H2M'). Twelve aqueous samples, plus a field blank, were analyzed for volatile organics, semivolatile organics, polychlorinated biphenyls, RCRA metals and cyanide. Samples were collected on 10/15, 10/16, and 10/17/07, and received at the laboratory on 10/15, 10/16 and 10/17/07. Samples were received at the laboratory in good condition, and within acceptable temperature and pH ranges, per the laboratory Sample Receipt Checklists.

SECTION B
General Comments

Per client directions and project requirements, a subset of 20% of site samples were selected and identified for data review; this report addresses only the findings associated with the four aqueous samples in this SDG identified by the client [GPESB-6WI ; GPESB-1WI ; GPESB-3WD ; GPESB-8WD].

Summary of data completeness and overall quality of data deliverables package
Data deliverables were complete as received.

Overall data quality
Data quality was acceptable, incorporating applied data qualifiers as described below.

SECTION C
Volatile Organic Fraction

NYSDEC-ASP holding times from lab receipt to analysis were met in all samples.

Surrogate compound spike recoveries were within laboratory-derived acceptance ranges. Internal standard area recoveries and retention times were within method limits.

Method blank VBLK102207A exhibited a positive result for common laboratory contaminant acetone, at 9 J ug/L. Action level (AL) of 10x blank concentration for acetone was established for associated samples and reported results were compared to the AL value; positive results for acetone below the AL value were flagged as non-detects 'U' either at their reported values, if above the sample RL, or at the sample RL if positive below the RL values. Acetone was also positive in the trip blanks of 10/15 and 10/16/07, at 6 BJ and 7 BJ ug/L, respectively. Only two of the four validated samples in this group presented positive acetone concentrations; since neither of these samples were associated with contaminated method, trip or field blanks, no QA action was necessary.

Continuing calibration response factor %D values for several target analytes exceeded the method limit of 20.0% . Affected targets in associated samples with %D > -20.0% were flagged as estimated, 'UJ' or 'J'. See note below.

Note to data user: in cases where %Ds were > +20.0%, signifying CCAL RRF values > corresponding ICAL average values (i.e., greater sensitivity), no QA action was taken if there were no positives found for these analytes in the associated field samples.

The laboratory used the RRF from the daily calibration to quantitate reported positive results; this differs from the guidance in EPA SW-846, Method 8000B. This is noted to inform the data user of potential data comparability issues for previous or future sample collection events.

SECTION D
Semi-volatile Organics

NYSDEC-ASP holding times from lab receipt to extraction, and from extraction to analysis, were met.

The method blank of 10/22/07 (MB23216) exhibited three non-target (TIC) compounds at 4.13, 4.18 and 4.22 minute RTs, between 2 J and 3 J ug/L. TICs of similar structure and RT in associated samples were red-lined and rejected, 'R'.

Internal standard recoveries and retention times were within acceptable method limits.

Samples analyzed on 10/23/07 were run immediately following the initial calibration sequence; %RSD values for several target compounds exceeded the method limit of 15%. Positives for these compounds present in validated samples were flagged as estimated, 'J', with indeterminate bias direction. The relative response factor (RRF) values for several PAH compounds exceeded -20%D in the CCV of 10/24 and 10/26/07 (file IDs C37941 and C37986, respectively); results for these compounds with low response in associated samples were flagged 'UJ' or 'J', as estimated values or RL values with indication of low bias. The data user is directed to the calibration summary form attached for details on affected compounds, data qualifiers and footnotes, and associated samples.

The laboratory used the RRF from the daily calibration to quantitate reported positive results; this differs from the guidance in EPA SW-846, Method 8000B. This is noted to inform the data user of potential data comparability issues for previous or future sample collection events.

SECTION E
Polychlorinated Biphenyls (PCBs)

NYSDEC-ASP holding times from lab receipt to extraction, and from extraction to analysis, were met for all validated samples.

The method blanks extracted on 10/17 and 10/22/07 (MB23155 and MB23217, respectively) were reported free of contamination, as were associated instrument (solvent) blanks. The field blank submitted with this sample set was free of contamination.

Calibrations were acceptable, and surrogate recoveries were within acceptable range. Matrix and blank spike recoveries and precision results were within acceptable limits.

SECTION F
RCRA Metals and Cyanide

NYSDEC-ASP holding times from lab receipt to extraction, and from extraction to analysis, were met for all samples. Instrument and digestion (prep) blanks were below corresponding RL values for all reported analytes.

Initial and continuing calibration recoveries were within acceptable range. The concentration shown for the continuing calibration verification (CCV) standard of 500 ug/L was the same as reported for the ICV standard. Per current NYSDEC-ASP requirements (2005, Exhibit E, Metals, Sect. 1.3.3), "the analyte concentration in the CCV shall be different than the concentration used for the ICV … and shall be … at or near the mid range of the calibration curve…". No data qualifiers were applied, based on the reviewer's professional judgment; this discrepancy is noted for the data user's awareness.

The concentrations for the true value and actual values for the ICSA solution were not reported on Form 4. Per current NYSDEC-ASP requirements (2005, Exhibit E, Metals, Sect. 1.5.3), "results for ICS Solution A must fall within … $\pm$ 2x the CRQL for the analytes …". No data qualifiers were applied, based on the reviewer's professional judgment; this discrepancy is noted for the data user's awareness.

Recovery was below 75% for cyanide in the matrix spike of sample GPESB-8WS. Results for cyanide in associated batch samples were flagged as estimated, 'UJ' or 'J', with indication of low bias due to matrix effects. It is noted that a post-spike for CN was run with acceptable recovery, indicating analytical process control.

LCS recoveries for all reported analytes were within acceptable ranges.

SECTION G
Sample Result Verification

One positive sample analyte result from each analytical fraction was randomly selected for verification of reported results from the raw data. Reported values were successfully verified from each fraction with no discrepancies.

It is restated here that for organic analytes the laboratory used the response factors from calibration verifications rather than average response factors from initial calibration sequences for quantitation. Although this practice is based on CLP analytical protocols rather than SW-846 method procedures (i.e., Method 8000) which the lab has referenced, the use of the different techniques will invariably produce different results. This is noted in order to alert the data user of potential impacts on data comparability for future sample data collection events.

SECTION H
Overall Recommendations

The results of the review and qualification process for the above analytical fractions and associated samples are summarized on the attached QC and Calibration summary tables for each affected analytical fraction, in order to facilitate the end-user's' review of these data. Data qualifiers have been applied directly to the laboratory Form 1s, with associated numeric footnotes which are detailed in the corresponding QC / Calibration summaries.

Very truly yours,
Environmental Quality Associates, Inc.

Chris W. Taylor
Vice President

/cwt
Attachments

Analytical Data Package For

KEYSPAN
PAULUS, SOKOLOWSKI AND SARTOR,LLC
CLIFTON SOIL & GROUNDWATER SAMPLING
SDG NO: PSS111

Water Samples
Received: 9/21/07 & 9/24/07

SAMPLE DATA SUMMARY PACKAGE

SEPTEMBER 2007

H2M LABS, INC.
Environmental Testing Laboratories
575 Broad Hollow Road, Melville, N.Y. 11747

H2M LABS, INC.

4. SAMPLE REPORTS

4.1 VOLATILES
4.2 SEMIVOLATILES
4.3 PCBs
4.4 METALS

PSS111 S35

H2M LABS, INC.

QUALIFIERS FOR REPORTING ORGANICS DATA

Value - If the result is a value greater than or equal to the quantification limit, report the value.

U - Indicates compound was analyzed for but not detected. The sample quantitation limit must be corrected for dilution and for percent moisture. For example, 10U for phenol in water if the sample final volume is the protocol-specified final volume. If a 1 to 10 dilution of extract is necessary, the reported limit is 100 U. For a soil sample, the value must also be adjusted for percent moisture. For example, if the sample had 24% moisture and a 1 to 10 dilution factor, the sample quantitation limit for phenol (330 U) would be corrected to:

$$\frac{(300\ U)}{D} \text{ x df where } D = \frac{100\%moisture}{100}$$

and df - dilution factor

$$\text{For example, at 24\% moisture, } D = \frac{100-24}{100} = 0.76$$

$$\frac{(300\ U)}{.76} \text{ x 10 - 4300 U rounded to the appropriate number of significant figures}$$

For semivolatile soil samples, the extract must be concentrated to 0.5 mL, and the sensitivity of the analysis is not compromised by the cleanup procedures. Similarly, pesticide samples subjected to GPC are concentrated to 5.0 mL. Therefore, the CRQL values in Exhibit C will apply to all samples, regardless of cleanup. However, if a sample extract cannot be concentrated to the protocol-specified volume (see Exhibit C), this fact must be accounted for in reporting the sample quantitation limit.

J - Indicates an estimated value. This flag is used either when estimating a concentration for tentatively identified compounds where a 1:1 response is assumed or when the mass spectral data indicates the presence of a compound that meets the identification criteria but the result is less than the specified quantification limit but greater than zero. (e.g.: If limit of quantification is 10 ug/L and a concentration of 3 ug/L is calculated, report as 3J.) The sample quantitation limit must be adjusted for dilution as discussed for the U flag.

N - Indicates presumptive evidence of a compound. This flag is only used for tentatively identified compounds, where the identification is based on a mass spectral library search. It is applied to all TIC results. For generic characterization of a TIC, such as chlorinated hydrocarbon, the N code is not used.

P - This flag is used for a pesticide/Aroclor target analyte when there is greater than 25% difference for detected concentrations between the two GC columns (see Form X). The lower of the two values is reported of Form I with a "P".

C - This flag applies to pesticide results when the identification has been confirmed by GC/MS.. If GC/MS confirmation was attempted but was unsuccessful, do not apply this flag, instead use a Laboratory defined flag, discussed below.

B - This flag is used when the analyte is found in the associated blank as well as in the sample. It indicates possible probable blank contamination and warns the data user to take appropriate action. This flag must be used for a TIC as well as for a positively identified target compound.

E - This flag identified compounds whose concentrations exceed the calibration range of the GC/MS instrument for that specific analysis. If one or more compounds have a response greater than full scale, except as noted in Exhibit D, the sample or extract must be diluted and re-analyzed according to the specifications in Exhibit D. All such compounds with a response greater than full scale should have the concentration flagged with an "E" on the Form I for the original analysis. If the dilution of the extract causes any compounds identified in the first analysis to be below the calibration ranges in the second analysis, then the results of both analyses shall be reported on separate copies of Form I. The Form I for the diluted sample shall have the "DL" suffix appended to the sample number. NOTE: For total xylenes, where three isomers are quantified as two peaks, the calibration range of each peak should be considered separately, e.g. a diluted analysis is not required for total xylenes unless the concentration of the peak representing the single isomer exceed 200 ug/L or the peak representing the two coeluting isomers on that GC column exceed 400 ug/L. Similarly, if the two 1,2-Dichloroethene isomers coelute, a diluted analysis is not required unless the concentration exceed 400 ug/L.

D - This flag identifies all compounds identified in an analysis at a secondary dilution factor. If a sample or extract is re-analyzed at a higher dilution factor, as in the "E" flag above, the "DL" suffix is appended to the sample number on the Form I for the diluted sample, and all concentration values reported on that Form I are flagged with the "D" flag. This flag alerts data users that any discrepancies between the concentrations reported may be due to dilution of the sample or extract.

A - This flag indicates that a TIC is a suspected aldol-condensation product.

X - This flag indicates suspected column bleed.

Y - This flag denotes concentration of tentatively identified compounds (TICs) to be biased low due to matrix interference with internal standard.

Z - Other specific flags may be required to properly define the results. If used, they must be fully described and such description attached to the Sample Data Summary Package and the SDG narrative. Begin by using "X". If more than one flag is required use "Y" and "Z" as needed. If more than five qualifiers are required for a sample result, used the "X" flag to combine several flags as needed. For instance, the "X" flag might combine "A", "B", and "D" flags for some samples. The laboratory defined flags limited to the letters "X", "Y" and "Z".

The combination of flags "BU" or "UB" is expressly prohibited. Blank contaminants are flagged "B" only when they are detected in the sample.

H2M LABS, INC.

QUALIFIERS FOR METALS ANALYSIS

Q (Quality Control) Qualifiers

E - The reported value is estimated because of the presence of interference. An explanatory note is included in the SDG narrative.

M - Duplicate injection precision not met.

N - Matrix spike sample recovery not within control limits.

S - The reported value was determined by the Method of Standard Additions (MSA).

+ - Correlation coefficient for the MSA is less than 0.995

W - Post digestion spike for Furnace AA analysis is out of control limits (85-115%), while sample absorbance is less than 50% of spike absorbance.

* - Duplicate analysis is not within control limits.

C (Concentration) Qualifiers

B - Entered if the reported value is less than the Contract Required Detection Limit (CRDL) but greater than the Instrument Detection Limit (IDL).

U - Entered if the analyte was analyzed for but not detected, i.e., less than the IDL.

M (Method) Qualifiers

P - Analyzed by ICP.
M - Analyzed by ICP-MS
A - Analyzed by Flame AA.
F - Analyzed by Furnace AA.
CV - Analyzed by Manual Cold Vapor techniques.
AV - Analyzed by Automated Cold Vapor techniques.
C - Analyzed by Manual Spectrophotometric Method.
CA- Analyzed by Midi-distillation Spectrophotometric Method.
NR - Analyte not Required.

1A

VOLATILE ORGANICS ANALYSIS DATA SHEET

EPA SAMPLE NO.

GPESB-1W-1

Lab Name: H2M LABS, INC. Contract: _____

Lab Code: 10478 Case No.: KEY-PSS SAS No.: _____ SDG No.: PSS111

Matrix: (soil/water) SOIL Lab Sample ID: 0711008-001A

Sample wt/vol: 5 (g/mL) G Lab File ID: 7\P37860.D

Level: (low/med) LOW Date Received: 09/21/07

% Moisture: not dec. 14.5 Date Analyzed: 09/26/07

GC Column: R-502.2 ID: .53 (mm) Dilution Factor: 1.00

Soil Extract Volume: _____ (µL) Soil Aliquot Volume _____ (µL)

CAS NO.	COMPOUND	CONCENTRATION UNITS: (µg/L or µg/Kg) UG/KG	Q
74-87-3	Chloromethane	12	U
74-83-9	Bromomethane	12	U
75-01-4	Vinyl chloride	12	U
75-00-3	Chloroethane	12	U
75-09-2	Methylene chloride	10	BJ
67-64-1	Acetone	12	U
75-35-4	1,1-Dichloroethene	12	U
75-15-0	Carbon disulfide	12	U
75-34-3	1,1-Dichloroethane	12	U
540-59-0	1,2-Dichloroethene (total)	12	U
67-66-3	Chloroform	12	U
107-06-2	1,2-Dichloroethane	12	U
78-93-3	2-Butanone	12	U
71-55-6	1,1,1-Trichloroethane	12	U
56-23-5	Carbon tetrachloride	12	U
75-27-4	Bromodichloromethane	12	U
78-87-5	1,2-Dichloropropane	12	U
10061-01-5	cis-1,3-Dichloropropene	12	U
79-01-6	Trichloroethene	12	U
124-48-1	Dibromochloromethane	12	U
79-00-5	1,1,2-Trichloroethane	12	U
71-43-2	Benzene	12	U
10061-02-6	trans-1,3-Dichloropropene	12	U
75-25-2	Bromoform	12	U
108-10-1	4-Methyl-2-pentanone	12	U
591-78-6	2-Hexanone	12	U
127-18-4	Tetrachloroethene	12	U
79-34-5	1,1,2,2-Tetrachloroethane	12	U
108-88-3	Toluene	12	U
108-90-7	Chlorobenzene	12	U
100-41-4	Ethylbenzene	12	U
100-42-5	Styrene	12	U
1330-20-7	Xylene (total)	12	U

PSS111 S39

1F

VOLATILE ORGANICS ANALYSIS DATA SHEET

TENTATIVELY IDENTIFIED COMPOUNDS

EPA SAMPLE NO.

GPESB-1W-1

Lab Name: H2M LABS, INC. Contract: _____

Lab Code: 10478 Case No.: KEY-PSS SAS No.: _____ SDG No.: PSS111

Matrix: (soil/water) SOIL Lab Sample ID: 0711008-001A

Sample wt/vol: 5 (g/mL) G Lab File ID: 7\P37860.D

Level: (low/med) LOW Date Received: 09/21/07

% Moisture: not dec. 14.5 Date Analyzed: 09/26/07

GC Column: R-502.2 ID: .53 (mm) Dilution Factor: 1.00

Soil Extract Volume: (µl) Soil Aliquot Volume: 0 (µL)

CONCENTRATION UNITS:

Number TICs found: 0 (µg/L or µg/Kg) UG/KG

CAS NUMBER	COMPOUND NAME	RT	EST.CONC.	Q

PSS111 S40

1C

SEMIVOLATILE ORGANICS ANALYSIS DATA SHEET

EPA SAMPLE NO.

GPESB-1W-1

Lab Name: H2M LABS, INC. Contract: _____

Lab Code: 10478 Case No.: KEY-PSS SAS No.: _____ SDG No.: PSS111

Matrix: (soil/water) SOIL Lab Sample ID: 0711008-001B

Sample wt/vol: 15 (g/mL) G Lab File ID: A\C37592.D

Level: (low/med) LOW Date Received: 09/21/07

% Moisture: 14.5 Decanted: (Y/N) N Date Extracted: 09/24/07

Concentrated Extract Volume: 1000 (µL) Date Analyzed: 09/28/07

Injection Volume: 2 (µL) Dilution Factor: 1.00

GPC Cleanup: (Y/N) N pH: 6.0 Extraction: (Type) PFEX

CAS NO.	COMPOUND	CONCENTRATION UNITS: (µg/L or µg/Kg) UG/KG	Q
108-95-2	Phenol	390	U
111-44-4	Bis(2-chloroethyl)ether	390	U
95-57-8	2-Chlorophenol	390	U
541-73-1	1,3-Dichlorobenzene	390	U
106-46-7	1,4-Dichlorobenzene	390	U
95-50-1	1,2-Dichlorobenzene	390	U
95-48-7	2-Methylphenol	390	U
108-60-1	2,2'-oxybis(1-chloropropane)	390	U
106-44-5	4-Methylphenol	390	U
621-64-7	N-Nitroso-di-n-propylamine	390	U
67-72-1	Hexachloroethane	390	U
98-95-3	Nitrobenzene	390	U
78-59-1	Isophorone	390	U
88-75-5	2-Nitrophenol	390	U
105-67-9	2,4-Dimethylphenol	390	U
111-91-1	Bis(2-chloroethoxy)methane	390	U
120-83-2	2,4-Dichlorophenol	390	U
120-82-1	1,2,4-Trichlorobenzene	390	U
91-20-3	Naphthalene	170	J
106-47-8	4-Chloroaniline	390	U
87-68-3	Hexachlorobutadiene	390	U
59-50-7	4-Chloro-3-methylphenol	390	U
91-57-6	2-Methylnaphthalene	140	J
77-47-4	Hexachlorocyclopentadiene	390	U
88-06-2	2,4,6-Trichlorophenol	390	U
95-95-4	2,4,5-Trichlorophenol	970	U
91-58-7	2-Chloronaphthalene	390	U
88-74-4	2-Nitroaniline	970	U
131-11-3	Dimethylphthalate	390	U
208-96-8	Acenaphthylene	260	J
606-20-2	2,6-Dinitrotoluene	390	U
99-09-2	3-Nitroaniline	970	U
83-32-9	Acenaphthene	390	U
51-28-5	2,4-Dinitrophenol	970	U
100-02-7	4-Nitrophenol	970	U
132-64-9	Dibenzofuran	390	U

PSS111 S41

1D

SEMIVOLATILE ORGANICS ANALYSIS DATA SHEET

EPA SAMPLE NO.

GPESB-1W-1

Lab Name: H2M LABS, INC. Contract: _____

Lab Code: 10478 Case No.: KEY-PSS SAS No.: _____ SDG No.: PSS111

Matrix: (soil/water) SOIL Lab Sample ID: 0711008-001B

Sample wt/vol: 15 (g/mL) G Lab File ID: A\C37592.D

Level: (low/med) LOW Date Received: 09/21/07

% Moisture: 14.5 Decanted: (Y/N) N Date Extracted: 09/24/07

Concentrated Extract Volume: 1000 (µL) Date Analyzed: 09/28/07

Injection Volume: 2 (µL) Dilution Factor: 1.00

GPC Cleanup: (Y/N) N pH: 6.0 Extraction: (Type) PFEX

CAS NO.	COMPOUND	CONCENTRATION UNITS: (µg/L or µg/Kg) UG/KG	Q
121-14-2	2,4-Dinitrotoluene	390	U
84-66-2	Diethylphthalate	120	J
7005-72-3	4-Chlorophenyl-phenylether	390	U
86-73-7	Fluorene	390	U
100-01-6	4-Nitroaniline	970	U
534-52-1	4,6-Dinitro-2-methylphenol	970	U
86-30-6	N-Nitrosodiphenylamine	390	U
101-55-3	4-Bromophenyl-phenylether	390	U
118-74-1	Hexachlorobenzene	390	U
87-86-5	Pentachlorophenol	970	U
85-01-8	Phenanthrene	180	J
120-12-7	Anthracene	390	U
86-74-8	Carbazole	390	U
84-74-2	Di-n-butyl phthalate	390	U
206-44-0	Fluoranthene	250	J
129-00-0	Pyrene	380	J
85-68-7	Butyl benzyl phthalate	390	U
91-94-1	3,3'-Dichlorobenzidine	390	U
56-55-3	Benzo(a)anthracene	180	J
218-01-9	Chrysene	430	
117-81-7	Bis(2-ethylhexyl)phthalate	390	U
117-84-0	Di-n-octyl phthalate	390	U
205-99-2	Benzo(b)fluoranthene	400	
207-08-9	Benzo(k)fluoranthene	140	J
50-32-8	Benzo(a)pyrene	94	J
193-39-5	Indeno(1,2,3-cd)pyrene	97	J
53-70-3	Dibenzo(a,h)anthracene	390	U
191-24-2	Benzo(g,h,i)perylene	88	J

(1) Cannot be separated from Diphenylamine

PSS111 S42

1G

SEMIVOLATILE ORGANICS ANALYSIS DATA SHEET
TENTATIVELY IDENTIFIED COMPOUNDS

EPA SAMPLE NO.

GPESB-1W-1

Lab Name: H2M LABS, INC. Contract: _____

Lab Code: 10478 Case No.: KEY-PSS SAS No.: _____ SDG No.: PSS111

Matrix: (soil/water) SOIL Lab Sample ID: 0711008-001B

Sample wt/vol: 15 (g/mL) G Lab File ID: A\C37592.D

Level: (low/med) LOW Date Received: 09/21/07

% Moisture: 14.5 Decanted:(Y/N) N Date Extracted: 09/24/07

Concentrated Extract Volume: 1000 (µl) Date Analyzed: 09/28/07

Injection Volume: 2 (µl) Dilution Factor: 1.00

GPC Cleanup: (Y/N) N pH: 6.0 Extraction: (Type) PFEX

CONCENTRATION UNITS:

Number TICs found: 21 (µg/L or µg/Kg) UG/KG

	CAS NUMBER	COMPOUND NAME	RT	EST.CONC.	Q
1.	123-42-2	2-Pentanone, 4-hydroxy-4-methyl-	3.97	27000	AJN
2.		unknown (4.28)	4.28	9400	J
3.		C3 Substituted benzene (4.52)	4.52	8700	J
4.	98-83-9	_alpha_-Methylstyrene	5.01	1600	JN
5.		C3 Substituted benzene (5.18)	5.18	9800	J
6.		C3 Substituted benzene (5.62)	5.62	5200	J
7.		C4 Substituted benzene (5.91)	5.91	1200	J
8.		C4 Substituted benzene (6.07)	6.07	4700	J
9.		C4 Substituted benzene (6.13)	6.13	3300	J
10.		unknown (6.42)	6.42	10000	J
11.		C4 Substituted benzene (6.67)	6.67	2200	J
12.		C4 Substituted benzene (6.75)	6.75	4200	J
13.		C4 Substituted benzene (7.44)	7.44	7300	J
14.		C4 Substituted benzene (7.54)	7.54	8400	J
15.		unknown aromatic (8.44)	8.44	2100	J
16.		unknown aromatic (8.5)	8.50	850	J
17.		unknown aromatic (8.63)	8.63	1900	J
18.		unknown aromatic (8.83)	8.83	1900	J
19.		unknown (9.21)	9.21	4500	J
20.		unknown (9.72)	9.72	970	J
21.		C4 Substituted benzene (10.17)	10.17	1600	J
22.		unknown (10.34)	10.34	920	J

PSS111 S43

1E

PESTICIDE ORGANICS ANALYSIS DATA SHEET

EPA SAMPLE NO.

GPESB-1W-1

Lab Name: H2M LABS, INC. Contract: _____

Lab Code: 10478 Case No.: KEY-PSS SAS No.: _____ SDG No.: PSS111

Matrix: (soil/water) SOIL Lab Sample ID: 0711008-001B

Sample wt/vol: 15 (g/mL) G Lab File ID: a00280.raw

% Moisture: 14.5 Decanted: (Y/N) N Date Received: 09/21/07

Extraction: (Type) PFEX Date Extracted: 09/24/07

Concentrated Extract Volume: 5000 (uL) Date Analyzed: 10/16/07

Injection Volume: 0.5 (uL) Dilution Factor: 1.00

GPC Cleanup: (Y/N) N pH: 6.0 Sulfur Cleanup: (Y/N) Y

CAS NO	COMPOUND	CONCENTRATION UNITS: (µg/L or µg/Kg) UG/KG	Q
12674-11-2	Aroclor 1016	310	U
11104-28-2	Aroclor 1221	620	U
11141-16-5	Aroclor 1232	310	U
53469-21-9	Aroclor 1242	310	U
12672-29-6	Aroclor 1248	310	U
11097-69-1	Aroclor 1254	310	U
11096-82-5	Aroclor 1260	310	U

U.S. EPA - CLP

1

INORGANIC ANALYSIS DATA SHEET

EPA SAMPLE NO

GPESB-1W-1

Lab Name: H2M LABS, INC.

Lab Code: 10478 Case No. SAS No.: SDG No.: PSS111

Matrix (soil/water): SOIL Lab Sample ID: 0711008-001

Level (low/med): LOW Date Received: 9/21/2007

% Solids: 85.5

Concentration Units (ug/L or mg/kg dry weight): MG/KG

CAS No.	Analyte	Concentration	C	Q	M
7440-38-2	Arsenic	6.5		N*	P
7440-39-3	Barium	73.5		*	P
7440-43-9	Cadmium	0.038	U		P
7440-47-3	Chromium	48.5		N*E	P
57-12-5	Cyanide	6.6		N	CA
7439-92-1	Lead	40.4		E	P
7439-97-6	Mercury	0.12		*	CV
7782-49-2	Selenium	0.33	B	N	P
7440-22-4	Silver	0.21	B	N	P

Color Before: BROWN Clarity Before: Texture: COARSE

Color After: YELLOW Clarity After: CLEAR Artifacts:

Comments:

Date Reported: 10/18/07

PSS111 S45

1F

VOLATILE ORGANICS ANALYSIS DATA SHEET

TENTATIVELY IDENTIFIED COMPOUNDS

EPA SAMPLE NO.

GPESB-2-1

Lab Name: H2M LABS, INC. Contract: _____

Lab Code: 10478 Case No.: KEY-PSS SAS No.: _____ SDG No.: PSS111

Matrix: (soil/water) SOIL Lab Sample ID: 0711008-003A

Sample wt/vol: 5 (g/mL) G Lab File ID: 7\P37857.D

Level: (low/med) LOW Date Received: 09/21/07

% Moisture: not dec. 9.9 Date Analyzed: 09/26/07

GC Column: R-502.2 ID: .53 (mm) Dilution Factor: 1.00

Soil Extract Volume: (µl) Soil Aliquot Volume: 0 (µL)

CONCENTRATION UNITS:

Number TICs found: 0 (µg/L or µg/Kg) UG/KG

CAS NUMBER	COMPOUND NAME	RT	EST.CONC.	Q

PSS111 S47

1A

VOLATILE ORGANICS ANALYSIS DATA SHEET

EPA SAMPLE NO.

GPESB-3W-1

Lab Name: H2M LABS, INC. Contract: _____

Lab Code: 10478 Case No.: KEY-PSS SAS No.: _____ SDG No.: PSS111

Matrix: (soil/water) SOIL Lab Sample ID: 0711008-004A

Sample wt/vol: 5 (g/mL) G Lab File ID: 7\P37861.D

Level: (low/med) LOW Date Received: 09/21/07

% Moisture: not dec. 9.7 Date Analyzed: 09/26/07

GC Column: R-502.2 ID: .53 (mm) Dilution Factor: 1.00

Soil Extract Volume: _____ (µL) Soil Aliquot Volume _____ (µL)

CAS NO.	COMPOUND	CONCENTRATION UNITS: (µg/L or µg/Kg) UG/KG	Q
74-87-3	Chloromethane	11	U
74-83-9	Bromomethane	11	U
75-01-4	Vinyl chloride	11	U
75-00-3	Chloroethane	11	U
75-09-2	Methylene chloride	13	B
67-64-1	Acetone	11	U
75-35-4	1,1-Dichloroethene	11	U
75-15-0	Carbon disulfide	11	U
75-34-3	1,1-Dichloroethane	11	U
540-59-0	1,2-Dichloroethene (total)	11	U
67-66-3	Chloroform	11	U
107-06-2	1,2-Dichloroethane	11	U
78-93-3	2-Butanone	11	U
71-55-6	1,1,1-Trichloroethane	11	U
56-23-5	Carbon tetrachloride	11	U
75-27-4	Bromodichloromethane	11	U
78-87-5	1,2-Dichloropropane	11	U
10061-01-5	cis-1,3-Dichloropropene	11	U
79-01-6	Trichloroethene	11	U
124-48-1	Dibromochloromethane	11	U
79-00-5	1,1,2-Trichloroethane	11	U
71-43-2	Benzene	11	U
10061-02-6	trans-1,3-Dichloropropene	11	U
75-25-2	Bromoform	11	U
108-10-1	4-Methyl-2-pentanone	11	U
591-78-6	2-Hexanone	11	U
127-18-4	Tetrachloroethene	11	U
79-34-5	1,1,2,2-Tetrachloroethane	11	U
108-88-3	Toluene	11	U
108-90-7	Chlorobenzene	11	U
100-41-4	Ethylbenzene	11	U
100-42-5	Styrene	11	U
1330-20-7	Xylene (total)	11	U

PSS111 S53

1F

VOLATILE ORGANICS ANALYSIS DATA SHEET

TENTATIVELY IDENTIFIED COMPOUNDS

EPA SAMPLE NO.

GPESB-3W-1

Lab Name: H2M LABS, INC. Contract: _____

Lab Code: 10478 Case No.: KEY-PSS SAS No.: _____ SDG No.: PSS111

Matrix: (soil/water) SOIL Lab Sample ID: 0711008-004A

Sample wt/vol: 5 (g/mL) G Lab File ID: 7\P37861.D

Level: (low/med) LOW Date Received: 09/21/07

% Moisture: not dec. 9.7 Date Analyzed: 09/26/07

GC Column: R-502.2 ID: .53 (mm) Dilution Factor: 1.00

Soil Extract Volume: (µl) Soil Aliquot Volume: 0 (µL)

CONCENTRATION UNITS:

Number TICs found: 0 (µg/L or µg/Kg) UG/KG

CAS NUMBER	COMPOUND NAME	RT	EST.CONC.	Q

PSS111 S54

1C

SEMIVOLATILE ORGANICS ANALYSIS DATA SHEET

EPA SAMPLE NO.

GPESB-3W-1

Lab Name: H2M LABS, INC. Contract: _____

Lab Code: 10478 Case No.: KEY-PSS SAS No.: _____ SDG No.: PSS111

Matrix: (soil/water) SOIL Lab Sample ID: 0711008-004B

Sample wt/vol: 15 (g/mL) G Lab File ID: A\C37588.D

Level: (low/med) LOW Date Received: 09/21/07

% Moisture: 9.7 Decanted: (Y/N) N Date Extracted: 09/24/07

Concentrated Extract Volume: 1000 (µL) Date Analyzed: 09/28/07

Injection Volume: 2 (µL) Dilution Factor: 1.00

GPC Cleanup: (Y/N) N pH: 7.0 Extraction: (Type) PFEX

CAS NO.	COMPOUND	CONCENTRATION UNITS: (µg/L or µg/Kg) UG/KG	Q
108-95-2	Phenol	370	U
111-44-4	Bis(2-chloroethyl)ether	370	U
95-57-8	2-Chlorophenol	370	U
541-73-1	1,3-Dichlorobenzene	370	U
106-46-7	1,4-Dichlorobenzene	370	U
95-50-1	1,2-Dichlorobenzene	370	U
95-48-7	2-Methylphenol	370	U
108-60-1	2,2'-oxybis(1-chloropropane)	370	U
106-44-5	4-Methylphenol	370	U
621-64-7	N-Nitroso-di-n-propylamine	370	U
67-72-1	Hexachloroethane	370	U
98-95-3	Nitrobenzene	370	U
78-59-1	Isophorone	370	U
88-75-5	2-Nitrophenol	370	U
105-67-9	2,4-Dimethylphenol	370	U
111-91-1	Bis(2-chloroethoxy)methane	370	U
120-83-2	2,4-Dichlorophenol	370	U
120-82-1	1,2,4-Trichlorobenzene	370	U
91-20-3	Naphthalene	200	J
106-47-8	4-Chloroaniline	370	U
87-68-3	Hexachlorobutadiene	370	U
59-50-7	4-Chloro-3-methylphenol	370	U
91-57-6	2-Methylnaphthalene	150	J
77-47-4	Hexachlorocyclopentadiene	370	U
88-06-2	2,4,6-Trichlorophenol	370	U
95-95-4	2,4,5-Trichlorophenol	920	U
91-58-7	2-Chloronaphthalene	370	U
88-74-4	2-Nitroaniline	920	U
131-11-3	Dimethylphthalate	370	U
208-96-8	Acenaphthylene	78	J
606-20-2	2,6-Dinitrotoluene	370	U
99-09-2	3-Nitroaniline	920	U
83-32-9	Acenaphthene	370	U
51-28-5	2,4-Dinitrophenol	920	U
100-02-7	4-Nitrophenol	920	U
132-64-9	Dibenzofuran	370	U

PSS111 S55

1D

SEMIVOLATILE ORGANICS ANALYSIS DATA SHEET

EPA SAMPLE NO.

GPESB-3W-1

Lab Name: H2M LABS, INC. Contract: _____

Lab Code: 10478 Case No.: KEY-PSS SAS No.: _____ SDG No.: PSS111

Matrix: (soil/water) SOIL Lab Sample ID: 0711008-004B

Sample wt/vol: 15 (g/mL) G Lab File ID: A\C37588.D

Level: (low/med) LOW Date Received: 09/21/07

% Moisture: 9.7 Decanted: (Y/N) N Date Extracted: 09/24/07

Concentrated Extract Volume: 1000 (µL) Date Analyzed: 09/28/07

Injection Volume: 2 (µL) Dilution Factor: 1.00

GPC Cleanup: (Y/N) N pH: 7.0 Extraction: (Type) PFEX

CAS NO.	COMPOUND	CONCENTRATION UNITS: (µg/L or µg/Kg) UG/KG	Q
121-14-2	2,4-Dinitrotoluene	370	U
84-66-2	Diethylphthalate	120	J
7005-72-3	4-Chlorophenyl-phenylether	370	U
86-73-7	Fluorene	370	U
100-01-6	4-Nitroaniline	920	U
534-52-1	4,6-Dinitro-2-methylphenol	920	U
86-30-6	N-Nitrosodiphenylamine	370	U
101-55-3	4-Bromophenyl-phenylether	370	U
118-74-1	Hexachlorobenzene	370	U
87-86-5	Pentachlorophenol	920	U
85-01-8	Phenanthrene	490	
120-12-7	Anthracene	75	J
86-74-8	Carbazole	370	U
84-74-2	Di-n-butyl phthalate	370	U
206-44-0	Fluoranthene	430	
129-00-0	Pyrene	410	
85-68-7	Butyl benzyl phthalate	370	U
91-94-1	3,3'-Dichlorobenzidine	370	U
56-55-3	Benzo(a)anthracene	220	J
218-01-9	Chrysene	490	
117-81-7	Bis(2-ethylhexyl)phthalate	370	U
117-84-0	Di-n-octyl phthalate	97	J
205-99-2	Benzo(b)fluoranthene	280	J
207-08-9	Benzo(k)fluoranthene	140	J
50-32-8	Benzo(a)pyrene	170	J
193-39-5	Indeno(1,2,3-cd)pyrene	79	J
53-70-3	Dibenzo(a,h)anthracene	370	U
191-24-2	Benzo(g,h,i)perylene	100	J

(1) Cannot be separated from Diphenylamine

PSS111 S56

1G

SEMIVOLATILE ORGANICS ANALYSIS DATA SHEET
TENTATIVELY IDENTIFIED COMPOUNDS

EPA SAMPLE NO.

GPESB-3W-1

Lab Name: H2M LABS, INC. Contract: _____

Lab Code: 10478 Case No.: KEY-PSS SAS No.: _____ SDG No.: PSS111

Matrix: (soil/water) SOIL Lab Sample ID: 0711008-004B

Sample wt/vol: 15 (g/mL) G Lab File ID: A\C37588.D

Level: (low/med) LOW Date Received: 09/21/07

% Moisture: 9.7 Decanted:(Y/N) N Date Extracted: 09/24/07

Concentrated Extract Volume: 1000 (µl) Date Analyzed: 09/28/07

Injection Volume: 2 (µl) Dilution Factor: 1.00

GPC Cleanup: (Y/N) N pH: 7.0 Extraction: (Type) PFEX

Number TICs found: 16

CONCENTRATION UNITS:
(µg/L or µg/Kg) UG/KG

CAS NUMBER	COMPOUND NAME	RT	EST.CONC.	Q
1. 141-79-7	3-Penten-2-one, 4-methyl-	3.60	420	AJN
2. 4161-60-8	2-Pentanone, 4-hydroxy-	3.79	270	AJN
3. 123-42-2	2-Pentanone, 4-hydroxy-4-methyl-	3.98	29000	AJN
4.	C3 Substituted benzene	4.53	7500	J
5.	(DEL) Alkane: Branched (11.27)	11.27	180	J
6.	(DEL) Alkane: Branched	12.22	360	J
7.	unknown (13.27)	13.27	270	J
8.	unknown (13.46)	13.46	210	J
9.	(DEL) Alkane: Branched (13.54)	13.54	280	J
10.	unknown PNA (13.68)	13.68	320	J
11.	unknown PNA (13.71)	13.71	490	J
12.	unknown PNA (13.8)	13.80	240	J
13.	unknown PNA (13.83)	13.83	220	J
14.	unknown PNA (14.03)	14.03	480	J
15.	unknown PNA (14.31)	14.31	380	J
16.	unknown PNA (14.51)	14.51	180	J
17.	unknown PNA (14.97)	14.97	180	J
18.	(DEL) Alkane: Branched+unknown	15.32	220	J
19.	unknown (15.41)	15.41	180	J
20.	unknown (15.82)	15.82	240	J
21.	(DEL) Alkane: Straight-Chain+unknow	16.08	270	J
22. 192-97-2	Benzo(e)pyrene	16.91	280	JN

PSS111 S57

1E

PESTICIDE ORGANICS ANALYSIS DATA SHEET

EPA SAMPLE NO.

GPESB-3W-1

Lab Name: H2M LABS, INC. Contract: _____

Lab Code: 10478 Case No.: KEY-PSS SAS No.: _____ SDG No.: PSS111

Matrix: (soil/water) SOIL Lab Sample ID: 0711008-004B

Sample wt/vol: 15 (g/mL) G Lab File ID: a00285.raw

% Moisture: 9.7 Decanted: (Y/N) N Date Received: 09/21/07

Extraction: (Type) PFEX Date Extracted: 09/24/07

Concentrated Extract Volume: 5000 (uL) Date Analyzed: 10/17/07

Injection Volume: 0.5 (uL) Dilution Factor: 1.00

GPC Cleanup: (Y/N) N pH: 7.0 Sulfur Cleanup: (Y/N) Y

CAS NO	COMPOUND	CONCENTRATION UNITS: (µg/L or µg/Kg) UG/KG	Q
12674-11-2	Aroclor 1016	37	U
11104-28-2	Aroclor 1221	74	U
11141-16-5	Aroclor 1232	37	U
53469-21-9	Aroclor 1242	37	U
12672-29-6	Aroclor 1248	37	U
11097-69-1	Aroclor 1254	37	U
11096-82-5	Aroclor 1260	37	U

PSS111 S58

U.S. EPA - CLP

1

INORGANIC ANALYSIS DATA SHEET

EPA SAMPLE NO

GPESB-3W-I

Lab Name: H2M LABS, INC.

Lab Code: 10478 Case No. SAS No.: SDG No.: PSS111

Matrix (soil/water): SOIL Lab Sample ID: 0711008-004

Level (low/med): LOW Date Received: 9/21/2007

% Solids: 90.3

Concentration Units (ug/L or mg/kg dry weight): MG/KG

CAS No.	Analyte	Concentration	C	Q	M
7440-38-2	Arsenic	13.5		N*	P
7440-39-3	Barium	79.8		*	P
7440-43-9	Cadmium	0.036	U		P
7440-47-3	Chromium	10.6		N*E	P
57-12-5	Cyanide	0.55	U	N	CA
7439-92-1	Lead	97.3		E	P
7439-97-6	Mercury	0.40		*	CV
7782-49-2	Selenium	2.1		N	P
7440-22-4	Silver	0.20	B	N	P

Color Before: BLACK Clarity Before: Texture: MEDIUM

Color After: BROWN Clarity After: CLEAR Artifacts:

Comments:

Date Reported: 10/18/07

PSS111 S59

1F

VOLATILE ORGANICS ANALYSIS DATA SHEET

TENTATIVELY IDENTIFIED COMPOUNDS

EPA SAMPLE NO.

GPESB-4-1

Lab Name: H2M LABS, INC. Contract: _____

Lab Code: 10478 Case No.: KEY-PSS SAS No.: _____ SDG No.: PSS111

Matrix: (soil/water) SOIL Lab Sample ID: 0711008-005A

Sample wt/vol: 5 (g/mL) G Lab File ID: 7\P37862.D

Level: (low/med) LOW Date Received: 09/21/07

% Moisture: not dec. 12 Date Analyzed: 09/26/07

GC Column: R-502.2 ID: .53 (mm) Dilution Factor: 1.00

Soil Extract Volume: (µl) Soil Aliquot Volume: 0 (µL)

CONCENTRATION UNITS:

Number TICs found: 0 (µg/L or µg/Kg) UG/KG

CAS NUMBER	COMPOUND NAME	RT	EST.CONC.	Q

PSS111 S61

1A

VOLATILE ORGANICS ANALYSIS DATA SHEET

EPA SAMPLE NO.

GPESB-5W-1

Lab Name: H2M LABS, INC. Contract: _____

Lab Code: 10478 Case No.: KEY-PSS SAS No.: _____ SDG No.: PSS111

Matrix: (soil/water) SOIL Lab Sample ID: 0711008-006A

Sample wt/vol: 5 (g/mL) G Lab File ID: 7\P37863.D

Level: (low/med) LOW Date Received: 09/21/07

% Moisture: not dec. 12.8 Date Analyzed: 09/26/07

GC Column: R-502.2 ID: .53 (mm) Dilution Factor: 1.00

Soil Extract Volume: _____ (µL) Soil Aliquot Volume _____ (µL)

CAS NO.	COMPOUND	CONCENTRATION UNITS: (µg/L or µg/Kg) UG/KG	Q
74-87-3	Chloromethane	11	U
74-83-9	Bromomethane	11	U
75-01-4	Vinyl chloride	11	U
75-00-3	Chloroethane	11	U
75-09-2	Methylene chloride	11	B
67-64-1	Acetone	11	U
75-35-4	1,1-Dichloroethene	11	U
75-15-0	Carbon disulfide	11	U
75-34-3	1,1-Dichloroethane	11	U
540-59-0	1,2-Dichloroethene (total)	11	U
67-66-3	Chloroform	11	U
107-06-2	1,2-Dichloroethane	11	U
78-93-3	2-Butanone	11	U
71-55-6	1,1,1-Trichloroethane	11	U
56-23-5	Carbon tetrachloride	11	U
75-27-4	Bromodichloromethane	11	U
78-87-5	1,2-Dichloropropane	11	U
10061-01-5	cis-1,3-Dichloropropene	11	U
79-01-6	Trichloroethene	11	U
124-48-1	Dibromochloromethane	11	U
79-00-5	1,1,2-Trichloroethane	11	U
71-43-2	Benzene	11	U
10061-02-6	trans-1,3-Dichloropropene	11	U
75-25-2	Bromoform	11	U
108-10-1	4-Methyl-2-pentanone	11	U
591-78-6	2-Hexanone	11	U
127-18-4	Tetrachloroethene	11	U
79-34-5	1,1,2,2-Tetrachloroethane	11	U
108-88-3	Toluene	11	U
108-90-7	Chlorobenzene	11	U
100-41-4	Ethylbenzene	11	U
100-42-5	Styrene	11	U
1330-20-7	Xylene (total)	11	U

PSS111 S67

1F

VOLATILE ORGANICS ANALYSIS DATA SHEET

TENTATIVELY IDENTIFIED COMPOUNDS

EPA SAMPLE NO.

GPESB-5W-1

Lab Name: H2M LABS, INC. Contract: _____

Lab Code: 10478 Case No.: KEY-PSS SAS No.: _____ SDG No.: PSS111

Matrix: (soil/water) SOIL Lab Sample ID: 0711008-006A

Sample wt/vol: 5 (g/mL) G Lab File ID: 7\P37863.D

Level: (low/med) LOW Date Received: 09/21/07

% Moisture: not dec. 12.8 Date Analyzed: 09/26/07

GC Column: R-502.2 ID: .53 (mm) Dilution Factor: 1.00

Soil Extract Volume: (µl) Soil Aliquot Volume: 0 (µL)

CONCENTRATION UNITS:

Number TICs found: 0 (µg/L or µg/Kg) UG/KG

CAS NUMBER	COMPOUND NAME	RT	EST.CONC.	Q

PSS111 S68

1C

SEMIVOLATILE ORGANICS ANALYSIS DATA SHEET

EPA SAMPLE NO.

GPESB-5W-1

Lab Name: H2M LABS, INC. Contract: _____

Lab Code: 10478 Case No.: KEY-PSS SAS No.: _____ SDG No.: PSS111

Matrix: (soil/water) SOIL Lab Sample ID: 0711008-006B

Sample wt/vol: 15 (g/mL) G Lab File ID: A\C37593.D

Level: (low/med) LOW Date Received: 09/21/07

% Moisture: 12.8 Decanted: (Y/N) N Date Extracted: 09/24/07

Concentrated Extract Volume: 1000 (µL) Date Analyzed: 09/28/07

Injection Volume: 2 (µL) Dilution Factor: 1.00

GPC Cleanup: (Y/N) N pH: 7.0 Extraction: (Type) PFEX

CAS NO.	COMPOUND	CONCENTRATION UNITS: (µg/L or µg/Kg) UG/KG	Q
108-95-2	Phenol	380	U
111-44-4	Bis(2-chloroethyl)ether	380	U
95-57-8	2-Chlorophenol	380	U
541-73-1	1,3-Dichlorobenzene	380	U
106-46-7	1,4-Dichlorobenzene	380	U
95-50-1	1,2-Dichlorobenzene	380	U
95-48-7	2-Methylphenol	380	U
108-60-1	2,2'-oxybis(1-chloropropane)	380	U
106-44-5	4-Methylphenol	380	U
621-64-7	N-Nitroso-di-n-propylamine	380	U
67-72-1	Hexachloroethane	380	U
98-95-3	Nitrobenzene	380	U
78-59-1	Isophorone	380	U
88-75-5	2-Nitrophenol	380	U
105-67-9	2,4-Dimethylphenol	380	U
111-91-1	Bis(2-chloroethoxy)methane	380	U
120-83-2	2,4-Dichlorophenol	380	U
120-82-1	1,2,4-Trichlorobenzene	380	U
91-20-3	Naphthalene	240	J
106-47-8	4-Chloroaniline	380	U
87-68-3	Hexachlorobutadiene	380	U
59-50-7	4-Chloro-3-methylphenol	380	U
91-57-6	2-Methylnaphthalene	110	J
77-47-4	Hexachlorocyclopentadiene	380	U
88-06-2	2,4,6-Trichlorophenol	380	U
95-95-4	2,4,5-Trichlorophenol	950	U
91-58-7	2-Chloronaphthalene	380	U
88-74-4	2-Nitroaniline	950	U
131-11-3	Dimethylphthalate	380	U
208-96-8	Acenaphthylene	140	J
606-20-2	2,6-Dinitrotoluene	380	U
99-09-2	3-Nitroaniline	950	U
83-32-9	Acenaphthene	380	U
51-28-5	2,4-Dinitrophenol	950	U
100-02-7	4-Nitrophenol	950	U
132-64-9	Dibenzofuran	380	U

PSS111 S69

1D

SEMIVOLATILE ORGANICS ANALYSIS DATA SHEET

EPA SAMPLE NO.

GPESB-5W-1

Lab Name: H2M LABS, INC. Contract: _____

Lab Code: 10478 Case No.: KEY-PSS SAS No.: _____ SDG No.: PSS111

Matrix: (soil/water) SOIL Lab Sample ID: 0711008-006B

Sample wt/vol: 15 (g/mL) G Lab File ID: A\C37593.D

Level: (low/med) LOW Date Received: 09/21/07

% Moisture: 12.8 Decanted: (Y/N) N Date Extracted: 09/24/07

Concentrated Extract Volume: 1000 (µL) Date Analyzed: 09/28/07

Injection Volume: 2 (µL) Dilution Factor: 1.00

GPC Cleanup: (Y/N) N pH: 7.0 Extraction: (Type) PFEX

CAS NO.	COMPOUND	CONCENTRATION UNITS: (µg/L or µg/Kg) UG/KG	Q
121-14-2	2,4-Dinitrotoluene	380	U
84-66-2	Diethylphthalate	140	J
7005-72-3	4-Chlorophenyl-phenylether	380	U
86-73-7	Fluorene	380	U
100-01-6	4-Nitroaniline	950	U
534-52-1	4,6-Dinitro-2-methylphenol	950	U
86-30-6	N-Nitrosodiphenylamine	380	U
101-55-3	4-Bromophenyl-phenylether	380	U
118-74-1	Hexachlorobenzene	380	U
87-86-5	Pentachlorophenol	950	U
85-01-8	Phenanthrene	130	J
120-12-7	Anthracene	380	U
86-74-8	Carbazole	380	U
84-74-2	Di-n-butyl phthalate	380	U
206-44-0	Fluoranthene	120	J
129-00-0	Pyrene	130	J
85-68-7	Butyl benzyl phthalate	380	U
91-94-1	3,3'-Dichlorobenzidine	380	U
56-55-3	Benzo(a)anthracene	140	J
218-01-9	Chrysene	200	J
117-81-7	Bis(2-ethylhexyl)phthalate	380	U
117-84-0	Di-n-octyl phthalate	380	U
205-99-2	Benzo(b)fluoranthene	190	J
207-08-9	Benzo(k)fluoranthene	380	U
50-32-8	Benzo(a)pyrene	380	U
193-39-5	Indeno(1,2,3-cd)pyrene	380	U
53-70-3	Dibenzo(a,h)anthracene	380	U
191-24-2	Benzo(g,h,i)perylene	380	U

(1) Cannot be separated from Diphenylamine

PSS111 S70

1G

SEMIVOLATILE ORGANICS ANALYSIS DATA SHEET
TENTATIVELY IDENTIFIED COMPOUNDS

EPA SAMPLE NO.

GPESB-5W-1

Lab Name: H2M LABS, INC. Contract: _____

Lab Code: 10478 Case No.: KEY-PSS SAS No.: _____ SDG No.: PSS111

Matrix: (soil/water) SOIL Lab Sample ID: 0711008-006B

Sample wt/vol: 15 (g/mL) G Lab File ID: A\C37593.D

Level: (low/med) LOW Date Received: 09/21/07

% Moisture: 12.8 Decanted:(Y/N) N Date Extracted: 09/24/07

Concentrated Extract Volume: 1000 (µl) Date Analyzed: 09/28/07

Injection Volume: 2 (µl) Dilution Factor: 1.00

GPC Cleanup: (Y/N) N pH: 7.0 Extraction: (Type) PFEX

CONCENTRATION UNITS:

Number TICs found: 20 (µg/L or µg/Kg) UG/KG

CAS NUMBER	COMPOUND NAME	RT	EST.CONC.	Q
1. 141-79-7	3-Penten-2-one, 4-methyl-	3.60	370	AJN
2. 123-42-2	2-Pentanone, 4-hydroxy-4-methyl-	3.98	24000	AJN
3.	unknown (4.29)	4.29	3600	J
4.	C3 Substituted benzene	4.53	7800	J
5.	C3 Substituted benzene (5.17)	5.17	3500	J
6.	C3 Substituted benzene (5.61)	5.61	2900	J
7.	C4 Substituted benzene (5.91)	5.91	490	J
8.	C4 Substituted benzene (6.06)	6.06	2000	J
9.	C4 Substituted benzene (6.12)	6.12	1000	J
10.	unknown (6.41)	6.41	3600	J
11.	Methylindene isomer	6.67	1300	J
12.	C4 Substituted benzene (6.74)	6.74	2800	J
13.	C4 Substituted benzene (7.43)	7.43	2600	J
14.	C4 Substituted benzene (7.53)	7.53	2900	J
15.	unknown (7.92)	7.92	420	J
16.	unknown aromatic (8.43)	8.43	840	J
17.	unknown aromatic (8.62)	8.62	400	J
18.	unknown (8.65)	8.65	470	J
19.	unknown (8.83)	8.83	510	J
20.	unknown (9.2)	9.20	1400	J
21.	unknown (10.16)	10.16	470	J
22.	Substituted benzene (10.33)	10.33	370	J

PSS111 S71

1E

PESTICIDE ORGANICS ANALYSIS DATA SHEET

EPA SAMPLE NO.

GPESB-5W-1

Lab Name: H2M LABS, INC. Contract: _____

Lab Code: 10478 Case No.: KEY-PSS SAS No.: _____ SDG No.: PSS111

Matrix: (soil/water) SOIL Lab Sample ID: 0711008-006B

Sample wt/vol: 15 (g/mL) G Lab File ID: a00287.raw

% Moisture: 12.8 Decanted: (Y/N) N Date Received: 09/21/07

Extraction: (Type) PFEX Date Extracted: 09/24/07

Concentrated Extract Volume: 5000 (uL) Date Analyzed: 10/17/07

Injection Volume: 0.5 (uL) Dilution Factor: 1.00

GPC Cleanup: (Y/N) N pH: 7.0 Sulfur Cleanup: (Y/N) Y

CAS NO	COMPOUND	CONCENTRATION UNITS: (µg/L or µg/Kg) UG/KG	Q
12674-11-2	Aroclor 1016	300	U
11104-28-2	Aroclor 1221	610	U
11141-16-5	Aroclor 1232	300	U
53469-21-9	Aroclor 1242	300	U
12672-29-6	Aroclor 1248	300	U
11097-69-1	Aroclor 1254	300	U
11096-82-5	Aroclor 1260	300	U

PSS111 S72

U.S. EPA - CLP

1

INORGANIC ANALYSIS DATA SHEET

EPA SAMPLE NO

GPESB-5W-1

Lab Name: H2M LABS, INC.

Lab Code: 10478 Case No. SAS No.: SDG No.: PSS111

Matrix (soil/water): SOIL Lab Sample ID: 0711008-006

Level (low/med): LOW Date Received: 9/21/2007

% Solids: 87.2

Concentration Units (ug/L or mg/kg dry weight): MG/KG

CAS No.	Analyte	Concentration	C	Q	M
7440-38-2	Arsenic	4.9		N*	P
7440-39-3	Barium	56.5		*	P
7440-43-9	Cadmium	0.037	U		P
7440-47-3	Chromium	41.8		N*E	P
57-12-5	Cyanide	2.7		N	CA
7439-92-1	Lead	15.2		E	P
7439-97-6	Mercury	0.019	U	*	CV
7782-49-2	Selenium	0.27	U	N	P
7440-22-4	Silver	0.14	B	N	P

Color Before: BROWN Clarity Before: Texture: MEDIUM

Color After: COLORLESS Clarity After: CLEAR Artifacts:

Comments:

Date Reported: 10/18/07

PSS111 S73

1F

VOLATILE ORGANICS ANALYSIS DATA SHEET

TENTATIVELY IDENTIFIED COMPOUNDS

Lab Name: H2M LABS, INC. Contract: _____

Lab Code: 10478 Case No.: KEY-PSS SAS No.: _____ SDG No.: [illegible]

Matrix: (soil/water) SOIL Lab Sample ID: [illegible]

Sample wt/vol: 5 (g/mL) G Lab File ID: [illegible]

Level: (low/med) LOW Date Received: [illegible]

% Moisture: not dec. 10 Date Analyzed: [illegible]

GC Column: R-502.2 ID: .53 (mm) Dilution Factor: [illegible]

Soil Extract Volume: (µl) Soil Aliquot Volume: [illegible] (µl)

CONCENTRATION UNITS:

Number TICs found: 0 (µg/L or µg/Kg) UG/KG

CAS NUMBER	COMPOUND NAME	RT	EST. CONC.

FORM I VOA-TIC

PSS111 S75

1C

SEMIVOLATILE ORGANICS ANALYSIS DATA SHEET

EPA SAMPLE NO.

GPESB-6W-1RE

Lab Name: H2M LABS, INC. Contract: _____

Lab Code: 10478 Case No.: KEY-PSS SAS No.: _____ SDG No.: PSS111

Matrix: (soil/water) SOIL Lab Sample ID: 0711008-007BRE

Sample wt/vol: 15 (g/mL) G Lab File ID: A\C37614.D

Level: (low/med) LOW Date Received: 09/21/07

% Moisture: 10 Decanted: (Y/N) N Date Extracted: 09/24/07

Concentrated Extract Volume: 1000 (µL) Date Analyzed: 10/01/07

Injection Volume: 2 (µL) Dilution Factor: 1.00

GPC Cleanup: (Y/N) N pH: 7.0 Extraction: (Type) PFEX

Use initial run as qualified.

CONCENTRATION UNITS:

CAS NO.	COMPOUND	(µg/L or µg/Kg) UG/KG	Q
108-95-2	Phenol	370	U
111-44-4	Bis(2-chloroethyl)ether	370	U
95-57-8	2-Chlorophenol	370	U
541-73-1	1,3-Dichlorobenzene	370	U
106-46-7	1,4-Dichlorobenzene	370	U
95-50-1	1,2-Dichlorobenzene	370	U
95-48-7	2-Methylphenol	370	U
108-60-1	2,2'-oxybis(1-chloropropane)	370	U
106-44-5	4-Methylphenol	370	U
621-64-7	N-Nitroso-di-n-propylamine	370	U
67-72-1	Hexachloroethane	370	U
98-95-3	Nitrobenzene	370	U
78-59-1	Isophorone	370	U
88-75-5	2-Nitrophenol	370	U
105-67-9	2,4-Dimethylphenol	370	U
111-91-1	Bis(2-chloroethoxy)methane	370	U
120-83-2	2,4-Dichlorophenol	370	U
120-82-1	1,2,4-Trichlorobenzene	370	U
91-20-3	Naphthalene	2600	
106-47-8	4-Chloroaniline	370	U
87-68-3	Hexachlorobutadiene	370	U
59-50-7	4-Chloro-3-methylphenol	370	U
91-57-6	2-Methylnaphthalene	810	
77-47-4	Hexachlorocyclopentadiene	370	U
88-06-2	2,4,6-Trichlorophenol	370	U
95-95-4	2,4,5-Trichlorophenol	920	U
91-58-7	2-Chloronaphthalene	370	U
88-74-4	2-Nitroaniline	920	U
131-11-3	Dimethylphthalate	370	U
208-96-8	Acenaphthylene	220	J
606-20-2	2,6-Dinitrotoluene	370	U
99-09-2	3-Nitroaniline	920	U
83-32-9	Acenaphthene	370	U
51-28-5	2,4-Dinitrophenol	920	U
100-02-7	4-Nitrophenol	920	U
132-64-9	Dibenzofuran	86	J

PSS111 S79

1D

SEMIVOLATILE ORGANICS ANALYSIS DATA SHEET

EPA SAMPLE NO.

GPESB-6W-1RE

Lab Name: H2M LABS, INC. Contract: _____

Lab Code: 10478 Case No.: KEY-PSS SAS No.: _____ SDG No.: PSS111

Matrix: (soil/water) SOIL Lab Sample ID: 0711008-007BRE

Sample wt/vol: 15 (g/mL) G Lab File ID: A\C37614.D

Level: (low/med) LOW Date Received: 09/21/07

% Moisture: 10 Decanted: (Y/N) N Date Extracted: 09/24/07

Concentrated Extract Volume: 1000 (µL) Date Analyzed: 10/01/07

Injection Volume: 2 (µL) Dilution Factor: 1.00

GPC Cleanup: (Y/N) N pH: 7.0 Extraction: (Type) PFEX

CONCENTRATION UNITS:

CAS NO.	COMPOUND	(µg/L or µg/Kg) UG/KG	Q
121-14-2	2,4-Dinitrotoluene	370	U
84-66-2	Diethylphthalate	76	J
7005-72-3	4-Chlorophenyl-phenylether	370	U
86-73-7	Fluorene	370	U
100-01-6	4-Nitroaniline	920	U
534-52-1	4,6-Dinitro-2-methylphenol	920	U
86-30-6	N-Nitrosodiphenylamine	370	U
101-55-3	4-Bromophenyl-phenylether	370	U
118-74-1	Hexachlorobenzene	370	U
87-86-5	Pentachlorophenol	920	U
85-01-8	Phenanthrene	520	
120-12-7	Anthracene	370	U
86-74-8	Carbazole	370	U
84-74-2	Di-n-butyl phthalate	370	U
206-44-0	Fluoranthene	370	
129-00-0	Pyrene	310	J
85-68-7	Butyl benzyl phthalate	370	U
91-94-1	3,3'-Dichlorobenzidine	370	U
56-55-3	Benzo(a)anthracene	200	J
218-01-9	Chrysene	630	
117-81-7	Bis(2-ethylhexyl)phthalate	370	U
117-84-0	Di-n-octyl phthalate	370	U
205-99-2	Benzo(b)fluoranthene	460	
207-08-9	Benzo(k)fluoranthene	220	J
50-32-8	Benzo(a)pyrene	290	J
193-39-5	Indeno(1,2,3-cd)pyrene	86	J
53-70-3	Dibenzo(a,h)anthracene	370	U
191-24-2	Benzo(g,h,i)perylene	79	J

(1) Cannot be separated from Diphenylamine

PSS111 S80

1G

SEMIVOLATILE ORGANICS ANALYSIS DATA SHEET
TENTATIVELY IDENTIFIED COMPOUNDS

EPA SAMPLE NO.

GPESB-6W-1RE

Lab Name: H2M LABS, INC. Contract: _____

Lab Code: 10478 Case No.: KEY-PSS SAS No.: _____ SDG No.: PSS111

Matrix: (soil/water) SOIL Lab Sample ID: 0711008-007BRE

Sample wt/vol: 15 (g/mL) G Lab File ID: A\C37614.D

Level: (low/med) LOW Date Received: 09/21/07

% Moisture: 10 Decanted:(Y/N) N Date Extracted: 09/24/07

Concentrated Extract Volume: 1000 (µl) Date Analyzed: 10/01/07

Injection Volume: 2 (µl) Dilution Factor: 1.00

GPC Cleanup: (Y/N) N pH: 7.0 Extraction: (Type) PFEX

CONCENTRATION UNITS:

Number TICs found: 21 (µg/L or µg/Kg) UG/KG

CAS NUMBER	COMPOUND NAME	RT	EST.CONC.	Q
1. 123-42-2	2-Pentanone, 4-hydroxy-4-methyl-	3.96	31000	AJN
2.	unknown (4.27)	4.27	26000	J
3.	C3 Substituted benzene (4.5)	4.50	9000	J
4.	C3 Substituted benzene (5.13)	5.13	34000	J
5.	C3 Substituted benzene (5.17)	5.17	20000	J
6. 95-13-6	Indene (5.6)	5.60	16000	JN
7.	C4 Substituted benzene (5.88)	5.88	1500	J
8.	C4 Substituted benzene (6.05)	6.05	9400	J
9.	C4 Substituted benzene (6.1)	6.10	4500	J
10.	unknown (6.41)	6.41	15000	J
11.	C4 Substituted benzene (6.65)	6.65	2100	J
12.	C4 Substituted benzene (6.72)	6.72	4100	J
13.	C4 Substituted benzene (7.43)	7.43	9000	J
14.	C4 Substituted benzene (7.53)	7.53	11000	J
15. 119-65-3	Isoquinoline	7.94	2500	JN
16.	unknown aromatic (8.41)	8.41	2700	J
17.	unknown aromatic (8.63)	8.63	1500	J
18.	unknown aromatic (8.81)	8.81	3200	J
19.	unknown (8.89)	8.89	1600	J
20.	unknown (9.03)	9.03	1100	J
21.	unknown (9.18)	9.18	3900	J
22.	unknown PNA	9.82	1100	J

PSS111 S81

1A

VOLATILE ORGANICS ANALYSIS DATA SHEET

EPA SAMPLE NO.

GPESB-7-1

Lab Name: H2M LABS, INC. Contract: _____

Lab Code: 10478 Case No.: KEY-PSS SAS No.: _____ SDG No.: PSS111

Matrix: (soil/water) SOIL Lab Sample ID: 0711008-008A

Sample wt/vol: 5 (g/mL) G Lab File ID: 7\P37903.D

Level: (low/med) LOW Date Received: 09/21/07

% Moisture: not dec. 35 Date Analyzed: 10/01/07

GC Column: R-502.2 ID: .53 (mm) Dilution Factor: 1.00

Soil Extract Volume: _____ (µL) Soil Aliquot Volume _____ (µL)

CAS NO.	COMPOUND	CONCENTRATION UNITS: (µg/L or µg/Kg) UG/KG	Q
74-87-3	Chloromethane	15	U
74-83-9	Bromomethane	15	U
75-01-4	Vinyl chloride	15	U
75-00-3	Chloroethane	15	U
75-09-2	Methylene chloride	6	BJ
67-64-1	Acetone	15	U
75-35-4	1,1-Dichloroethene	15	U
75-15-0	Carbon disulfide	15	U
75-34-3	1,1-Dichloroethane	15	U
540-59-0	1,2-Dichloroethene (total)	15	U
67-66-3	Chloroform	15	U
107-06-2	1,2-Dichloroethane	15	U
78-93-3	2-Butanone	15	U
71-55-6	1,1,1-Trichloroethane	15	U
56-23-5	Carbon tetrachloride	15	U
75-27-4	Bromodichloromethane	15	U
78-87-5	1,2-Dichloropropane	15	U
10061-01-5	cis-1,3-Dichloropropene	15	U
79-01-6	Trichloroethene	15	U
124-48-1	Dibromochloromethane	15	U
79-00-5	1,1,2-Trichloroethane	15	U
71-43-2	Benzene	15	U
10061-02-6	trans-1,3-Dichloropropene	15	U
75-25-2	Bromoform	15	U
108-10-1	4-Methyl-2-pentanone	15	U
591-78-6	2-Hexanone	15	U
127-18-4	Tetrachloroethene	15	U
79-34-5	1,1,2,2-Tetrachloroethane	15	U
108-88-3	Toluene	15	U
108-90-7	Chlorobenzene	15	U
100-41-4	Ethylbenzene	15	U
100-42-5	Styrene	15	U
1330-20-7	Xylene (total)	15	U

PSS111 S84

1F

VOLATILE ORGANICS ANALYSIS DATA SHEET

TENTATIVELY IDENTIFIED COMPOUNDS

EPA SAMPLE NO.

GPESB-7-1

Lab Name: H2M LABS, INC. Contract: _____

Lab Code: 10478 Case No.: KEY-PSS SAS No.: _____ SDG No.: PSS111

Matrix: (soil/water) SOIL Lab Sample ID: 0711008-008A

Sample wt/vol: 5 (g/mL) G Lab File ID: 7\P37903.D

Level: (low/med) LOW Date Received: 09/21/07

% Moisture: not dec. 35 Date Analyzed: 10/01/07

GC Column: R-502.2 ID: .53 (mm) Dilution Factor: 1.00

Soil Extract Volume: (µl) Soil Aliquot Volume: 0 (µL)

CONCENTRATION UNITS:

Number TICs found: 0 (µg/L or µg/Kg) UG/KG

CAS NUMBER	COMPOUND NAME	RT	EST.CONC.	Q

PSS111 S85

1C

SEMIVOLATILE ORGANICS ANALYSIS DATA SHEET

EPA SAMPLE NO.

GPESB-7-1

Lab Name: H2M LABS, INC. Contract: _____

Lab Code: 10478 Case No.: KEY-PSS SAS No.: _____ SDG No.: PSS111

Matrix: (soil/water) SOIL Lab Sample ID: 0711008-008B

Sample wt/vol: 15 (g/mL) G Lab File ID: A\C37578.D

Level: (low/med) LOW Date Received: 09/21/07

% Moisture: 35 Decanted: (Y/N) N Date Extracted: 09/24/07

Concentrated Extract Volume: 1000 (µL) Date Analyzed: 09/28/07

Injection Volume: 2 (µL) Dilution Factor: 1.00

GPC Cleanup: (Y/N) N pH: 7.0 Extraction: (Type) PFEX

CAS NO.	COMPOUND	CONCENTRATION UNITS: (µg/L or µg/Kg) UG/KG	Q
108-95-2	Phenol	510	U
111-44-4	Bis(2-chloroethyl)ether	510	U
95-57-8	2-Chlorophenol	510	U
541-73-1	1,3-Dichlorobenzene	510	U
106-46-7	1,4-Dichlorobenzene	510	U
95-50-1	1,2-Dichlorobenzene	510	U
95-48-7	2-Methylphenol	510	U
108-60-1	2,2'-oxybis(1-chloropropane)	510	U
106-44-5	4-Methylphenol	510	U
621-64-7	N-Nitroso-di-n-propylamine	510	U
67-72-1	Hexachloroethane	510	U
98-95-3	Nitrobenzene	510	U
78-59-1	Isophorone	510	U
88-75-5	2-Nitrophenol	510	U
105-67-9	2,4-Dimethylphenol	510	U
111-91-1	Bis(2-chloroethoxy)methane	510	U
120-83-2	2,4-Dichlorophenol	510	U
120-82-1	1,2,4-Trichlorobenzene	510	U
91-20-3	Naphthalene	510	U
106-47-8	4-Chloroaniline	510	U
87-68-3	Hexachlorobutadiene	510	U
59-50-7	4-Chloro-3-methylphenol	510	U
91-57-6	2-Methylnaphthalene	510	U
77-47-4	Hexachlorocyclopentadiene	510	U
88-06-2	2,4,6-Trichlorophenol	510	U
95-95-4	2,4,5-Trichlorophenol	1300	U
91-58-7	2-Chloronaphthalene	510	U
88-74-4	2-Nitroaniline	1300	U
131-11-3	Dimethylphthalate	510	U
208-96-8	Acenaphthylene	510	U
606-20-2	2,6-Dinitrotoluene	510	U
99-09-2	3-Nitroaniline	1300	U
83-32-9	Acenaphthene	510	U
51-28-5	2,4-Dinitrophenol	1300	U
100-02-7	4-Nitrophenol	1300	U
132-64-9	Dibenzofuran	510	U

PSS111 S86

1D

SEMIVOLATILE ORGANICS ANALYSIS DATA SHEET

EPA SAMPLE NO.

GPESB-7-1

Lab Name: H2M LABS, INC. Contract: _____

Lab Code: 10478 Case No.: KEY-PSS SAS No.: _____ SDG No.: PSS111

Matrix: (soil/water) SOIL Lab Sample ID: 0711008-008B

Sample wt/vol: 15 (g/mL) G Lab File ID: A\C37578.D

Level: (low/med) LOW Date Received: 09/21/07

% Moisture: 35 Decanted: (Y/N) N Date Extracted: 09/24/07

Concentrated Extract Volume: 1000 (µL) Date Analyzed: 09/28/07

Injection Volume: 2 (µL) Dilution Factor: 1.00

GPC Cleanup: (Y/N) N pH: 7.0 Extraction: (Type) PFEX

CAS NO.	COMPOUND	CONCENTRATION UNITS: (µg/L or µg/Kg) UG/KG	Q
121-14-2	2,4-Dinitrotoluene	510	U
84-66-2	Diethylphthalate	510	U
7005-72-3	4-Chlorophenyl-phenylether	510	U
86-73-7	Fluorene	510	U
100-01-6	4-Nitroaniline	1300	U
534-52-1	4,6-Dinitro-2-methylphenol	1300	U
86-30-6	N-Nitrosodiphenylamine	510	U
101-55-3	4-Bromophenyl-phenylether	510	U
118-74-1	Hexachlorobenzene	510	U
87-86-5	Pentachlorophenol	1300	U
85-01-8	Phenanthrene	510	U
120-12-7	Anthracene	510	U
86-74-8	Carbazole	510	U
84-74-2	Di-n-butyl phthalate	510	U
206-44-0	Fluoranthene	150	J
129-00-0	Pyrene	150	J
85-68-7	Butyl benzyl phthalate	510	U
91-94-1	3,3'-Dichlorobenzidine	510	U
56-55-3	Benzo(a)anthracene	510	U
218-01-9	Chrysene	510	U
117-81-7	Bis(2-ethylhexyl)phthalate	510	U
117-84-0	Di-n-octyl phthalate	510	U
205-99-2	Benzo(b)fluoranthene	510	U
207-08-9	Benzo(k)fluoranthene	510	U
50-32-8	Benzo(a)pyrene	510	U
193-39-5	Indeno(1,2,3-cd)pyrene	510	U
53-70-3	Dibenzo(a,h)anthracene	510	U
191-24-2	Benzo(g,h,i)perylene	510	U

(1) Cannot be separated from Diphenylamine

PSS111 S87

1G

SEMIVOLATILE ORGANICS ANALYSIS DATA SHEET
TENTATIVELY IDENTIFIED COMPOUNDS

EPA SAMPLE NO.

GPESB-7-1

Lab Name: H2M LABS, INC. Contract: _____

Lab Code: 10478 Case No.: KEY-PSS SAS No.: _____ SDG No.: PSS111

Matrix: (soil/water) SOIL Lab Sample ID: 0711008-008B

Sample wt/vol: 15 (g/mL) G Lab File ID: A\C37578.D

Level: (low/med) LOW Date Received: 09/21/07

% Moisture: 35 Decanted:(Y/N) N Date Extracted: 09/24/07

Concentrated Extract Volume: 1000 (µl) Date Analyzed: 09/28/07

Injection Volume: 2 (µl) Dilution Factor: 1.00

GPC Cleanup: (Y/N) N pH: 7.0 Extraction: (Type) PFEX

CONCENTRATION UNITS:

Number TICs found: 2 (µg/L or µg/Kg) UG/KG

CAS NUMBER	COMPOUND NAME	RT	EST.CONC.	Q
1. 141-79-7	3-Penten-2-one, 4-methyl-	3.60	740	AJN
2. 4161-60-8	2-Pentanone, 4-hydroxy-	3.78	630	AJN
3. 123-42-2	2-Pentanone, 4-hydroxy-4-methyl-	3.98	30000	AJN
4.	C3 Substituted benzene	4.53	11000	J
5.	unknown	7.00	220	J

PSS111 S88

1E

PESTICIDE ORGANICS ANALYSIS DATA SHEET

EPA SAMPLE NO.

GPESB-7-1

Lab Name: H2M LABS, INC. Contract: _____

Lab Code: 10478 Case No.: KEY-PSS SAS No.: _____ SDG No.: PSS111

Matrix: (soil/water) SOIL Lab Sample ID: 0711008-008B

Sample wt/vol: 15 (g/mL) G Lab File ID: a00290.raw

% Moisture: 35 Decanted: (Y/N) N Date Received: 09/21/07

Extraction: (Type) PFEX Date Extracted: 09/24/07

Concentrated Extract Volume: 5000 (uL) Date Analyzed: 10/17/07

Injection Volume: 0.5 (uL) Dilution Factor: 1.00

GPC Cleanup: (Y/N) N pH: 7.0 Sulfur Cleanup: (Y/N) Y

CAS NO	COMPOUND	CONCENTRATION UNITS: (µg/L or µg/Kg) UG/KG	Q
12674-11-2	Aroclor 1016	51	U
11104-28-2	Aroclor 1221	100	U
11141-16-5	Aroclor 1232	51	U
53469-21-9	Aroclor 1242	51	U
12672-29-6	Aroclor 1248	51	U
11097-69-1	Aroclor 1254	51	U
11096-82-5	Aroclor 1260	51	U

PSS111 S89

U.S. EPA - CLP

1

INORGANIC ANALYSIS DATA SHEET

EPA SAMPLE NO

GPESB-7-1

Lab Name: H2M LABS, INC.

Lab Code: 10478 Case No. SAS No.: SDG No.: PSS111

Matrix (soil/water): SOIL Lab Sample ID: 0711008-008

Level (low/med): LOW Date Received: 9/21/2007

% Solids: 65.0

Concentration Units (ug/L or mg/kg dry weight): MG/KG

CAS No.	Analyte	Concentration	C	Q	M
7440-38-2	Arsenic	5.1		N*	P
7440-39-3	Barium	60.9		*	P
7440-43-9	Cadmium	0.050	U		P
7440-47-3	Chromium	57.8		N*E	P
57-12-5	Cyanide	1.8		N	CA
7439-92-1	Lead	35.8		E	P
7439-97-6	Mercury	0.25		*	CV
7782-49-2	Selenium	0.37	U	N	P
7440-22-4	Silver	0.20	B	N	P

Color Before: BROWN Clarity Before: Texture: MEDIUM

Color After: COLORLESS Clarity After: CLEAR Artifacts:

Comments:

Date Reported: 10/18/07

PSS111 S90

1A

VOLATILE ORGANICS ANALYSIS DATA SHEET

EPA SAMPLE NO.

GPESB-7-2

Lab Name: H2M LABS, INC. Contract: _____

Lab Code: 10478 Case No.: KEY-PSS SAS No.: _____ SDG No.: PSS111

Matrix: (soil/water) SOIL Lab Sample ID: 0711008-009A

Sample wt/vol: 5 (g/mL) G Lab File ID: 7\P37866.D

Level: (low/med) LOW Date Received: 09/21/07

% Moisture: not dec. 16.2 Date Analyzed: 09/26/07

GC Column: R-502.2 ID: .53 (mm) Dilution Factor: 1.00

Soil Extract Volume: _____ (µL) Soil Aliquot Volume _____ (µL)

CAS NO.	COMPOUND	CONCENTRATION UNITS: (µg/L or µg/Kg) UG/KG	Q
74-87-3	Chloromethane	12	U
74-83-9	Bromomethane	12	U
75-01-4	Vinyl chloride	12	U
75-00-3	Chloroethane	12	U
75-09-2	Methylene chloride	12	B
67-64-1	Acetone	12	U
75-35-4	1,1-Dichloroethene	12	U
75-15-0	Carbon disulfide	12	U
75-34-3	1,1-Dichloroethane	12	U
540-59-0	1,2-Dichloroethene (total)	12	U
67-66-3	Chloroform	12	U
107-06-2	1,2-Dichloroethane	12	U
78-93-3	2-Butanone	12	U
71-55-6	1,1,1-Trichloroethane	12	U
56-23-5	Carbon tetrachloride	12	U
75-27-4	Bromodichloromethane	12	U
78-87-5	1,2-Dichloropropane	12	U
10061-01-5	cis-1,3-Dichloropropene	12	U
79-01-6	Trichloroethene	12	U
124-48-1	Dibromochloromethane	12	U
79-00-5	1,1,2-Trichloroethane	12	U
71-43-2	Benzene	12	U
10061-02-6	trans-1,3-Dichloropropene	12	U
75-25-2	Bromoform	12	U
108-10-1	4-Methyl-2-pentanone	12	U
591-78-6	2-Hexanone	12	U
127-18-4	Tetrachloroethene	12	U
79-34-5	1,1,2,2-Tetrachloroethane	12	U
108-88-3	Toluene	12	U
108-90-7	Chlorobenzene	12	U
100-41-4	Ethylbenzene	12	U
100-42-5	Styrene	12	U
1330-20-7	Xylene (total)	12	U

PSS111 S91

1F

VOLATILE ORGANICS ANALYSIS DATA SHEET

TENTATIVELY IDENTIFIED COMPOUNDS

EPA SAMPLE NO.

GPESB-7-2

Lab Name: H2M LABS, INC. Contract: _____

Lab Code: 10478 Case No.: KEY-PSS SAS No.: _____ SDG No.: PSS111

Matrix: (soil/water) SOIL Lab Sample ID: 0711008-009A

Sample wt/vol: 5 (g/mL) G Lab File ID: 7\P37866.D

Level: (low/med) LOW Date Received: 09/21/07

% Moisture: not dec. 16.2 Date Analyzed: 09/26/07

GC Column: R-502.2 ID: .53 (mm) Dilution Factor: 1.00

Soil Extract Volume: (µl) Soil Aliquot Volume: 0 (µL)

CONCENTRATION UNITS:

Number TICs found: 0 (µg/L or µg/Kg) UG/KG

CAS NUMBER	COMPOUND NAME	RT	EST.CONC.	Q

PSS111 S92

1C

SEMIVOLATILE ORGANICS ANALYSIS DATA SHEET

EPA SAMPLE NO.

GPESB-7-2

Lab Name: H2M LABS, INC. Contract: _____

Lab Code: 10478 Case No.: KEY-PSS SAS No.: _____ SDG No.: PSS111

Matrix: (soil/water) SOIL Lab Sample ID: 0711008-009B

Sample wt/vol: 15 (g/mL) G Lab File ID: A\C37647.D

Level: (low/med) LOW Date Received: 09/21/07

% Moisture: 16.2 Decanted: (Y/N) N Date Extracted: 09/24/07

Concentrated Extract Volume: 5000 (µL) Date Analyzed: 10/03/07

Injection Volume: 2 (µL) Dilution Factor: 1.00

GPC Cleanup: (Y/N) N pH: 7.0 Extraction: (Type) PFEX

CAS NO.	COMPOUND	CONCENTRATION UNITS: (µg/L or µg/Kg) UG/KG	Q
108-95-2	Phenol	2000	U
111-44-4	Bis(2-chloroethyl)ether	2000	U
95-57-8	2-Chlorophenol	2000	U
541-73-1	1,3-Dichlorobenzene	2000	U
106-46-7	1,4-Dichlorobenzene	2000	U
95-50-1	1,2-Dichlorobenzene	2000	U
95-48-7	2-Methylphenol	2000	U
108-60-1	2,2'-oxybis(1-chloropropane)	2000	U
106-44-5	4-Methylphenol	2000	U
621-64-7	N-Nitroso-di-n-propylamine	2000	U
67-72-1	Hexachloroethane	2000	U
98-95-3	Nitrobenzene	2000	U
78-59-1	Isophorone	2000	U
88-75-5	2-Nitrophenol	2000	U
105-67-9	2,4-Dimethylphenol	2000	U
111-91-1	Bis(2-chloroethoxy)methane	2000	U
120-83-2	2,4-Dichlorophenol	2000	U
120-82-1	1,2,4-Trichlorobenzene	2000	U
91-20-3	Naphthalene	580	J
106-47-8	4-Chloroaniline	2000	U
87-68-3	Hexachlorobutadiene	2000	U
59-50-7	4-Chloro-3-methylphenol	2000	U
91-57-6	2-Methylnaphthalene	2000	U
77-47-4	Hexachlorocyclopentadiene	2000	U
88-06-2	2,4,6-Trichlorophenol	2000	U
95-95-4	2,4,5-Trichlorophenol	5000	U
91-58-7	2-Chloronaphthalene	2000	U
88-74-4	2-Nitroaniline	5000	U
131-11-3	Dimethylphthalate	2000	U
208-96-8	Acenaphthylene	1200	J
606-20-2	2,6-Dinitrotoluene	2000	U
99-09-2	3-Nitroaniline	5000	U
83-32-9	Acenaphthene	2000	U
51-28-5	2,4-Dinitrophenol	5000	U
100-02-7	4-Nitrophenol	5000	U
132-64-9	Dibenzofuran	2000	U

PSS111 S93

1D

SEMIVOLATILE ORGANICS ANALYSIS DATA SHEET

EPA SAMPLE NO.

GPESB-7-2

Lab Name: H2M LABS, INC. Contract: _____

Lab Code: 10478 Case No.: KEY-PSS SAS No.: _____ SDG No.: PSS111

Matrix: (soil/water) SOIL Lab Sample ID: 0711008-009B

Sample wt/vol: 15 (g/mL) G Lab File ID: A\C37647.D

Level: (low/med) LOW Date Received: 09/21/07

% Moisture: 16.2 Decanted: (Y/N) N Date Extracted: 09/24/07

Concentrated Extract Volume: 5000 (µL) Date Analyzed: 10/03/07

Injection Volume: 2 (µL) Dilution Factor: 1.00

GPC Cleanup: (Y/N) N pH: 7.0 Extraction: (Type) PFEX

CAS NO.	COMPOUND	CONCENTRATION UNITS: (µg/L or µg/Kg) UG/KG	Q
121-14-2	2,4-Dinitrotoluene	2000	U
84-66-2	Diethylphthalate	2000	U
7005-72-3	4-Chlorophenyl-phenylether	2000	U
86-73-7	Fluorene	2000	U
100-01-6	4-Nitroaniline	5000	U
534-52-1	4,6-Dinitro-2-methylphenol	5000	U
86-30-6	N-Nitrosodiphenylamine	2000	U
101-55-3	4-Bromophenyl-phenylether	2000	U
118-74-1	Hexachlorobenzene	2000	U
87-86-5	Pentachlorophenol	5000	U
85-01-8	Phenanthrene	410	J
120-12-7	Anthracene	2000	U
86-74-8	Carbazole	2000	U
84-74-2	Di-n-butyl phthalate	2000	U
206-44-0	Fluoranthene	640	J
129-00-0	Pyrene	800	J
85-68-7	Butyl benzyl phthalate	2000	U
91-94-1	3,3'-Dichlorobenzidine	2000	U
56-55-3	Benzo(a)anthracene	730	J
218-01-9	Chrysene	870	J
117-81-7	Bis(2-ethylhexyl)phthalate	2000	U
117-84-0	Di-n-octyl phthalate	2000	U
205-99-2	Benzo(b)fluoranthene	750	J
207-08-9	Benzo(k)fluoranthene	2000	U
50-32-8	Benzo(a)pyrene	2000	U
193-39-5	Indeno(1,2,3-cd)pyrene	2000	U
53-70-3	Dibenzo(a,h)anthracene	2000	U
191-24-2	Benzo(g,h,i)perylene	2000	U

(1) Cannot be separated from Diphenylamine

PSS111 S94

1G

SEMIVOLATILE ORGANICS ANALYSIS DATA SHEET
TENTATIVELY IDENTIFIED COMPOUNDS

EPA SAMPLE NO.

GPESB-7-2

Lab Name: H2M LABS, INC. Contract: _____

Lab Code: 10478 Case No.: KEY-PSS SAS No.: _____ SDG No.: PSS111

Matrix: (soil/water) SOIL Lab Sample ID: 0711008-009B

Sample wt/vol: 15 (g/mL) G Lab File ID: A\C37647.D

Level: (low/med) LOW Date Received: 09/21/07

% Moisture: 16.2 Decanted:(Y/N) N Date Extracted: 09/24/07

Concentrated Extract Volume: 5000 (µl) Date Analyzed: 10/03/07

Injection Volume: 2 (µl) Dilution Factor: 1.00

GPC Cleanup: (Y/N) N pH: 7.0 Extraction: (Type) PFEX

CONCENTRATION UNITS:

Number TICs found: 20 (µg/L or µg/Kg) UG/KG

CAS NUMBER	COMPOUND NAME	RT	EST.CONC.	Q
1. 141-79-7	3-Penten-2-one, 4-methyl-	3.57	2700	AJN
2. 123-42-2	2-Pentanone, 4-hydroxy-4-methyl-	3.90	24000	AJN
3.	unknown (4.24)	4.24	9000	J
4.	C3 Substituted benzene (4.48)	4.48	8000	J
5. 98-83-9	C3 Substituted benzene (4.96)	4.96	1600	JN
6.	C3 Substituted benzene (5.12)	5.12	10000	J
7. 95-13-6	Indene	5.56	7000	JN
8.	C4 Substituted benzene (6.01)	6.01	6800	J
9.	C4 Substituted benzene (6.07)	6.07	3500	J
10.	C4 Substituted benzene (6.32)	6.32	3400	J
11.	unknown (6.35)	6.35	4100	J
12.	unknown (6.61)	6.61	3800	J
13.	C4 Substituted benzene (6.69)	6.69	8700	J
14.	Substituted benzene (7.37)	7.37	4200	J
15.	Substituted benzene (7.46)	7.46	5400	J
16.	Substituted benzene (8.2)	8.20	1500	J
17.	unknown (8.37)	8.37	1700	J
18.	Substituted benzene (9.13)	9.13	4800	J
19.	Substituted benzene (10.1)	10.10	2100	J
20.	Substituted benzene (10.26)	10.26	1800	J
21.	unknown (13.41)	13.41	1800	J
22.	unknown (14.32)	14.32	2100	J

PSS111 S95

1E

PESTICIDE ORGANICS ANALYSIS DATA SHEET

EPA SAMPLE NO.

GPESB-7-2

Lab Name: H2M LABS, INC. Contract: _____

Lab Code: 10478 Case No.: KEY-PSS SAS No.: _____ SDG No.: PSS111

Matrix: (soil/water) SOIL Lab Sample ID: 0711008-009B

Sample wt/vol: 15 (g/mL) G Lab File ID: a00291.raw

% Moisture: 16.2 Decanted: (Y/N) N Date Received: 09/21/07

Extraction: (Type) PFEX Date Extracted: 09/24/07

Concentrated Extract Volume: 5000 (uL) Date Analyzed: 10/17/07

Injection Volume: 0.5 (uL) Dilution Factor: 1.00

GPC Cleanup: (Y/N) N pH: 7.0 Sulfur Cleanup: (Y/N) Y

CAS NO	COMPOUND	CONCENTRATION UNITS: (µg/L or µg/Kg) UG/KG	Q
12674-11-2	Aroclor 1016	620	U
11104-28-2	Aroclor 1221	1200	U
11141-16-5	Aroclor 1232	620	U
53469-21-9	Aroclor 1242	620	U
12672-29-6	Aroclor 1248	620	U
11097-69-1	Aroclor 1254	620	U
11096-82-5	Aroclor 1260	620	U

PSS111 S96

U.S. EPA - CLP

1

INORGANIC ANALYSIS DATA SHEET

EPA SAMPLE NO

GPESB-7-2

Lab Name: H2M LABS, INC.

Lab Code: 10478 Case No. SAS No.: SDG No.: PSS111

Matrix (soil/water): SOIL Lab Sample ID: 0711008-009

Level (low/med): LOW Date Received: 9/21/2007

% Solids: 83.8

Concentration Units (ug/L or mg/kg dry weight): MG/KG

CAS No.	Analyte	Concentration	C	Q	M
7440-38-2	Arsenic	6.0		N*	P
7440-39-3	Barium	97.4		*	P
7440-43-9	Cadmium	0.039	U		P
7440-47-3	Chromium	6.3		N*E	P
57-12-5	Cyanide	1.5		N	CA
7439-92-1	Lead	134		E	P
7439-97-6	Mercury	0.71		*	CV
7782-49-2	Selenium	1.1		N	P
7440-22-4	Silver	0.30	B	N	P

Color Before: BLACK Clarity Before: Texture: COARSE

Color After: YELLOW Clarity After: CLEAR Artifacts:

Comments:

Date Reported: 10/18/07

PSS111 S97

1A

VOLATILE ORGANICS ANALYSIS DATA SHEET

EPA SAMPLE NO.

GPESB-7-3

Lab Name: H2M LABS, INC. Contract: _____

Lab Code: 10478 Case No.: KEY-PSS SAS No.: _____ SDG No.: PSS111

Matrix: (soil/water) SOIL Lab Sample ID: 0711008-010A

Sample wt/vol: 5 (g/mL) G Lab File ID: 7\P37867.D

Level: (low/med) LOW Date Received: 09/21/07

% Moisture: not dec. 18.2 Date Analyzed: 09/27/07

GC Column: R-502.2 ID: .53 (mm) Dilution Factor: 1.00

Soil Extract Volume: _____ (µL) Soil Aliquot Volume _____ (µL)

CAS NO.	COMPOUND	CONCENTRATION UNITS: (µg/L or µg/Kg) UG/KG	Q
74-87-3	Chloromethane	12	U
74-83-9	Bromomethane	12	U
75-01-4	Vinyl chloride	12	U
75-00-3	Chloroethane	12	U
75-09-2	Methylene chloride	15	B
67-64-1	Acetone	12	U
75-35-4	1,1-Dichloroethene	12	U
75-15-0	Carbon disulfide	12	U
75-34-3	1,1-Dichloroethane	12	U
540-59-0	1,2-Dichloroethene (total)	12	U
67-66-3	Chloroform	12	U
107-06-2	1,2-Dichloroethane	12	U
78-93-3	2-Butanone	12	U
71-55-6	1,1,1-Trichloroethane	12	U
56-23-5	Carbon tetrachloride	12	U
75-27-4	Bromodichloromethane	12	U
78-87-5	1,2-Dichloropropane	12	U
10061-01-5	cis-1,3-Dichloropropene	12	U
79-01-6	Trichloroethene	12	U
124-48-1	Dibromochloromethane	12	U
79-00-5	1,1,2-Trichloroethane	12	U
71-43-2	Benzene	12	U
10061-02-6	trans-1,3-Dichloropropene	12	U
75-25-2	Bromoform	12	U
108-10-1	4-Methyl-2-pentanone	12	U
591-78-6	2-Hexanone	12	U
127-18-4	Tetrachloroethene	12	U
79-34-5	1,1,2,2-Tetrachloroethane	12	U
108-88-3	Toluene	12	U
108-90-7	Chlorobenzene	12	U
100-41-4	Ethylbenzene	12	U
100-42-5	Styrene	12	U
1330-20-7	Xylene (total)	12	U

PSS111 S98

1F

VOLATILE ORGANICS ANALYSIS DATA SHEET

TENTATIVELY IDENTIFIED COMPOUNDS

EPA SAMPLE NO.

GPESB-7-3

Lab Name: H2M LABS, INC. Contract: _____

Lab Code: 10478 Case No.: KEY-PSS SAS No.: _____ SDG No.: PSS111

Matrix: (soil/water) SOIL Lab Sample ID: 0711008-010A

Sample wt/vol: 5 (g/mL) G Lab File ID: 7\P37867.D

Level: (low/med) LOW Date Received: 09/21/07

% Moisture: not dec. 18.2 Date Analyzed: 09/27/07

GC Column: R-502.2 ID: .53 (mm) Dilution Factor: 1.00

Soil Extract Volume: (µl) Soil Aliquot Volume: 0 (µL)

CONCENTRATION UNITS:

Number TICs found: 0 (µg/L or µg/Kg) UG/KG

CAS NUMBER	COMPOUND NAME	RT	EST.CONC.	Q

PSS111 S99

1C

SEMIVOLATILE ORGANICS ANALYSIS DATA SHEET

EPA SAMPLE NO.

GPESB-7-3

Lab Name: H2M LABS, INC. Contract: _____

Lab Code: 10478 Case No.: KEY-PSS SAS No.: _____ SDG No.: PSS111

Matrix: (soil/water) SOIL Lab Sample ID: 0711008-010B

Sample wt/vol: 15 (g/mL) G Lab File ID: A\C37587.D

Level: (low/med) LOW Date Received: 09/21/07

% Moisture: 18.2 Decanted: (Y/N) N Date Extracted: 09/24/07

Concentrated Extract Volume: 1000 (µL) Date Analyzed: 09/28/07

Injection Volume: 2 (µL) Dilution Factor: 1.00

GPC Cleanup: (Y/N) N pH: 6.0 Extraction: (Type) PFEX

CAS NO.	COMPOUND	CONCENTRATION UNITS: (µg/L or µg/Kg) UG/KG	Q
108-95-2	Phenol	400	U
111-44-4	Bis(2-chloroethyl)ether	400	U
95-57-8	2-Chlorophenol	400	U
541-73-1	1,3-Dichlorobenzene	400	U
106-46-7	1,4-Dichlorobenzene	400	U
95-50-1	1,2-Dichlorobenzene	400	U
95-48-7	2-Methylphenol	400	U
108-60-1	2,2'-oxybis(1-chloropropane)	400	U
106-44-5	4-Methylphenol	400	U
621-64-7	N-Nitroso-di-n-propylamine	400	U
67-72-1	Hexachloroethane	400	U
98-95-3	Nitrobenzene	400	U
78-59-1	Isophorone	400	U
88-75-5	2-Nitrophenol	400	U
105-67-9	2,4-Dimethylphenol	400	U
111-91-1	Bis(2-chloroethoxy)methane	400	U
120-83-2	2,4-Dichlorophenol	400	U
120-82-1	1,2,4-Trichlorobenzene	400	U
91-20-3	Naphthalene	400	U
106-47-8	4-Chloroaniline	400	U
87-68-3	Hexachlorobutadiene	400	U
59-50-7	4-Chloro-3-methylphenol	400	U
91-57-6	2-Methylnaphthalene	400	U
77-47-4	Hexachlorocyclopentadiene	400	U
88-06-2	2,4,6-Trichlorophenol	400	U
95-95-4	2,4,5-Trichlorophenol	1000	U
91-58-7	2-Chloronaphthalene	400	U
88-74-4	2-Nitroaniline	1000	U
131-11-3	Dimethylphthalate	400	U
208-96-8	Acenaphthylene	400	U
606-20-2	2,6-Dinitrotoluene	400	U
99-09-2	3-Nitroaniline	1000	U
83-32-9	Acenaphthene	400	U
51-28-5	2,4-Dinitrophenol	1000	U
100-02-7	4-Nitrophenol	1000	U
132-64-9	Dibenzofuran	400	U

PSS111 S100

1D

SEMIVOLATILE ORGANICS ANALYSIS DATA SHEET

EPA SAMPLE NO.

GPESB-7-3

Lab Name: H2M LABS, INC. Contract: _____

Lab Code: 10478 Case No.: KEY-PSS SAS No.: _____ SDG No.: PSS111

Matrix: (soil/water) SOIL Lab Sample ID: 0711008-010B

Sample wt/vol: 15 (g/mL) G Lab File ID: A\C37587.D

Level: (low/med) LOW Date Received: 09/21/07

% Moisture: 18.2 Decanted: (Y/N) N Date Extracted: 09/24/07

Concentrated Extract Volume: 1000 (µL) Date Analyzed: 09/28/07

Injection Volume: 2 (µL) Dilution Factor: 1.00

GPC Cleanup: (Y/N) N pH: 6.0 Extraction: (Type) PFEX

CAS NO.	COMPOUND	CONCENTRATION UNITS: (µg/L or µg/Kg) UG/KG	Q
121-14-2	2,4-Dinitrotoluene	400	U
84-66-2	Diethylphthalate	400	U
7005-72-3	4-Chlorophenyl-phenylether	400	U
86-73-7	Fluorene	400	U
100-01-6	4-Nitroaniline	1000	U
534-52-1	4,6-Dinitro-2-methylphenol	1000	U
86-30-6	N-Nitrosodiphenylamine	400	U
101-55-3	4-Bromophenyl-phenylether	400	U
118-74-1	Hexachlorobenzene	400	U
87-86-5	Pentachlorophenol	1000	U
85-01-8	Phenanthrene	1000	
120-12-7	Anthracene	330	J
86-74-8	Carbazole	95	J
84-74-2	Di-n-butyl phthalate	400	U
206-44-0	Fluoranthene	1600	
129-00-0	Pyrene	1400	
85-68-7	Butyl benzyl phthalate	400	U
91-94-1	3,3'-Dichlorobenzidine	400	U
56-55-3	Benzo(a)anthracene	870	
218-01-9	Chrysene	670	
117-81-7	Bis(2-ethylhexyl)phthalate	400	U
117-84-0	Di-n-octyl phthalate	400	U
205-99-2	Benzo(b)fluoranthene	580	
207-08-9	Benzo(k)fluoranthene	260	J
50-32-8	Benzo(a)pyrene	560	
193-39-5	Indeno(1,2,3-cd)pyrene	270	J
53-70-3	Dibenzo(a,h)anthracene	400	U
191-24-2	Benzo(g,h,i)perylene	260	J

(1) Cannot be separated from Diphenylamine

PSS111 S101

1G

EPA SAMPLE NO.

GPESB-7-3

SEMIVOLATILE ORGANICS ANALYSIS DATA SHEET
TENTATIVELY IDENTIFIED COMPOUNDS

Lab Name: H2M LABS, INC. Contract: _____

Lab Code: 10478 Case No.: KEY-PSS SAS No.: _____ SDG No.: PSS111

Matrix: (soil/water) SOIL Lab Sample ID: 0711008-010B

Sample wt/vol: 15 (g/mL) G Lab File ID: A\C37587.D

Level: (low/med) LOW Date Received: 09/21/07

% Moisture: 18.2 Decanted:(Y/N) N Date Extracted: 09/24/07

Concentrated Extract Volume: 1000 (µl) Date Analyzed: 09/28/07

Injection Volume: 2 (µl) Dilution Factor: 1.00

GPC Cleanup: (Y/N) N pH: 6.0 Extraction: (Type) PFEX

CONCENTRATION UNITS:

Number TICs found: 7 (µg/L or µg/Kg) UG/KG

CAS NUMBER	COMPOUND NAME	RT	EST.CONC.	Q
1. 141-79-7	3-Penten-2-one, 4-methyl-	3.60	500	AJN
2. 4161-60-8	2-Pentanone, 4-hydroxy-	3.78	280	AJN
3. 123-42-2	2-Pentanone, 4-hydroxy-4-methyl-	3.97	24000	AJN
4.	C3 Substituted benzene	4.53	8300	J
5.	unknown PNA (13.68)	13.68	160	J
6.	unknown PNA (13.71)	13.71	220	J
7.	unknown PNA (13.8)	13.80	240	J
8.	unknown PNA (14.03)	14.03	220	J
9.	unknown PNA (14.97)	14.97	180	J
10. 192-97-2	Benzo(e)pyrene	16.90	500	JN

PSS111 S102

1E

PESTICIDE ORGANICS ANALYSIS DATA SHEET

EPA SAMPLE NO.

GPESB-7-3

Lab Name: H2M LABS, INC. Contract: _____

Lab Code: 10478 Case No.: KEY-PSS SAS No.: _____ SDG No.: PSS111

Matrix: (soil/water) SOIL Lab Sample ID: 0711008-010B

Sample wt/vol: 15 (g/mL) G Lab File ID: a00296.raw

% Moisture: 18.2 Decanted: (Y/N) N Date Received: 09/21/07

Extraction: (Type) PFEX Date Extracted: 09/24/07

Concentrated Extract Volume: 5000 (uL) Date Analyzed: 10/17/07

Injection Volume: 0.5 (uL) Dilution Factor: 1.00

GPC Cleanup: (Y/N) N pH: 6.0 Sulfur Cleanup: (Y/N) Y

CAS NO	COMPOUND	CONCENTRATION UNITS: (µg/L or µg/Kg) UG/KG	Q
12674-11-2	Aroclor 1016	40	U
11104-28-2	Aroclor 1221	82	U
11141-16-5	Aroclor 1232	40	U
53469-21-9	Aroclor 1242	40	U
12672-29-6	Aroclor 1248	40	U
11097-69-1	Aroclor 1254	40	U
11096-82-5	Aroclor 1260	40	U

PSS111 S103

U.S. EPA - CLP

1

INORGANIC ANALYSIS DATA SHEET

EPA SAMPLE NO

GPESB-7-3

Lab Name: H2M LABS, INC.

Lab Code: 10478 Case No. SAS No.: SDG No.: PSS111

Matrix (soil/water): SOIL Lab Sample ID: 0711008-010

Level (low/med): LOW Date Received: 9/21/2007

% Solids: 81.8

Concentration Units (ug/L or mg/kg dry weight): MG/KG

CAS No.	Analyte	Concentration	C	Q	M
7440-38-2	Arsenic	4.2		N*	P
7440-39-3	Barium	76.8		*	P
7440-43-9	Cadmium	0.44	B		P
7440-47-3	Chromium	29.3		N*E	P
57-12-5	Cyanide	0.61	U	N	CA
7439-92-1	Lead	134		E	P
7439-97-6	Mercury	0.31		*	CV
7782-49-2	Selenium	0.29	U	N	P
7440-22-4	Silver	0.17	B	N	P

Color Before: BROWN Clarity Before: Texture: COARSE

Color After: YELLOW Clarity After: CLEAR Artifacts:

Comments:

Date Reported: 10/18/07

PSS111 S104

1A

VOLATILE ORGANICS ANALYSIS DATA SHEET

EPA SAMPLE NO.

GPESB-8W-1

Lab Name: H2M LABS, INC. Contract: _____

Lab Code: 10478 Case No.: KEY-PSS SAS No.: _____ SDG No.: PSS111

Matrix: (soil/water) SOIL Lab Sample ID: 0711008-011A

Sample wt/vol: 5 (g/mL) G Lab File ID: 7\P37904.D

Level: (low/med) LOW Date Received: 09/21/07

% Moisture: not dec. 15.3 Date Analyzed: 10/01/07

GC Column: R-502.2 ID: .53 (mm) Dilution Factor: 1.00

Soil Extract Volume: _____ (µL) Soil Aliquot Volume _____ (µL)

CAS NO.	COMPOUND	CONCENTRATION UNITS: (µg/L or µg/Kg) UG/KG	Q
74-87-3	Chloromethane	12	U
74-83-9	Bromomethane	12	U
75-01-4	Vinyl chloride	12	U
75-00-3	Chloroethane	12	U
75-09-2	Methylene chloride	4	BJ
67-64-1	Acetone	12	U
75-35-4	1,1-Dichloroethene	12	U
75-15-0	Carbon disulfide	12	U
75-34-3	1,1-Dichloroethane	12	U
540-59-0	1,2-Dichloroethene (total)	12	U
67-66-3	Chloroform	12	U
107-06-2	1,2-Dichloroethane	12	U
78-93-3	2-Butanone	12	U
71-55-6	1,1,1-Trichloroethane	12	U
56-23-5	Carbon tetrachloride	12	U
75-27-4	Bromodichloromethane	12	U
78-87-5	1,2-Dichloropropane	12	U
10061-01-5	cis-1,3-Dichloropropene	12	U
79-01-6	Trichloroethene	12	U
124-48-1	Dibromochloromethane	12	U
79-00-5	1,1,2-Trichloroethane	12	U
71-43-2	Benzene	12	U
10061-02-6	trans-1,3-Dichloropropene	12	U
75-25-2	Bromoform	12	U
108-10-1	4-Methyl-2-pentanone	12	U
591-78-6	2-Hexanone	12	U
127-18-4	Tetrachloroethene	12	U
79-34-5	1,1,2,2-Tetrachloroethane	12	U
108-88-3	Toluene	12	U
108-90-7	Chlorobenzene	12	U
100-41-4	Ethylbenzene	12	U
100-42-5	Styrene	12	U
1330-20-7	Xylene (total)	12	U

PSS111 S105

1F

VOLATILE ORGANICS ANALYSIS DATA SHEET

TENTATIVELY IDENTIFIED COMPOUNDS

EPA SAMPLE NO.

GPESB-8W-1

Lab Name: H2M LABS, INC. Contract: _____

Lab Code: 10478 Case No.: KEY-PSS SAS No.: _____ SDG No.: PSS111

Matrix: (soil/water) SOIL Lab Sample ID: 0711008-011A

Sample wt/vol: 5 (g/mL) G Lab File ID: 7\P37904.D

Level: (low/med) LOW Date Received: 09/21/07

% Moisture: not dec. 15.3 Date Analyzed: 10/01/07

GC Column: R-502.2 ID: .53 (mm) Dilution Factor: 1.00

Soil Extract Volume: (µl) Soil Aliquot Volume: 0 (µL)

CONCENTRATION UNITS:

Number TICs found: 0 (µg/L or µg/Kg) UG/KG

CAS NUMBER	COMPOUND NAME	RT	EST.CONC.	Q

PSS111 S106

1C

SEMIVOLATILE ORGANICS ANALYSIS DATA SHEET

EPA SAMPLE NO.

GPESB-8W-1

Lab Name: H2M LABS, INC. Contract: _____

Lab Code: 10478 Case No.: KEY-PSS SAS No.: _____ SDG No.: PSS111

Matrix: (soil/water) SOIL Lab Sample ID: 0711008-011B

Sample wt/vol: 15 (g/mL) G Lab File ID: A\C37616.D

Level: (low/med) LOW Date Received: 09/21/07

% Moisture: 15.3 Decanted: (Y/N) N Date Extracted: 09/24/07

Concentrated Extract Volume: 1000 (µL) Date Analyzed: 10/01/07

Injection Volume: 2 (µL) Dilution Factor: 1.00

GPC Cleanup: (Y/N) N pH: 7.0 Extraction: (Type) PFEX

CAS NO.	COMPOUND	CONCENTRATION UNITS: (µg/L or µg/Kg) UG/KG	Q
108-95-2	Phenol	390	U
111-44-4	Bis(2-chloroethyl)ether	390	U
95-57-8	2-Chlorophenol	390	U
541-73-1	1,3-Dichlorobenzene	390	U
106-46-7	1,4-Dichlorobenzene	390	U
95-50-1	1,2-Dichlorobenzene	390	U
95-48-7	2-Methylphenol	390	U
108-60-1	2,2'-oxybis(1-chloropropane)	390	U
106-44-5	4-Methylphenol	390	U
621-64-7	N-Nitroso-di-n-propylamine	390	U
67-72-1	Hexachloroethane	390	U
98-95-3	Nitrobenzene	390	U
78-59-1	Isophorone	390	U
88-75-5	2-Nitrophenol	390	U
105-67-9	2,4-Dimethylphenol	390	U
111-91-1	Bis(2-chloroethoxy)methane	390	U
120-83-2	2,4-Dichlorophenol	390	U
120-82-1	1,2,4-Trichlorobenzene	390	U
91-20-3	Naphthalene	100	J
106-47-8	4-Chloroaniline	390	U
87-68-3	Hexachlorobutadiene	390	U
59-50-7	4-Chloro-3-methylphenol	390	U
91-57-6	2-Methylnaphthalene	94	J
77-47-4	Hexachlorocyclopentadiene	390	U
88-06-2	2,4,6-Trichlorophenol	390	U
95-95-4	2,4,5-Trichlorophenol	980	U
91-58-7	2-Chloronaphthalene	390	U
88-74-4	2-Nitroaniline	980	U
131-11-3	Dimethylphthalate	390	U
208-96-8	Acenaphthylene	100	J
606-20-2	2,6-Dinitrotoluene	390	U
99-09-2	3-Nitroaniline	980	U
83-32-9	Acenaphthene	98	J
51-28-5	2,4-Dinitrophenol	980	U
100-02-7	4-Nitrophenol	980	U
132-64-9	Dibenzofuran	390	U

PSS111 S107

1D

SEMIVOLATILE ORGANICS ANALYSIS DATA SHEET

EPA SAMPLE NO.

GPESB-8W-1

Lab Name: H2M LABS, INC. Contract: _____

Lab Code: 10478 Case No.: KEY-PSS SAS No.: _____ SDG No.: PSS111

Matrix: (soil/water) SOIL Lab Sample ID: 0711008-011B

Sample wt/vol: 15 (g/mL) G Lab File ID: A\C37616.D

Level: (low/med) LOW Date Received: 09/21/07

% Moisture: 15.3 Decanted: (Y/N) N Date Extracted: 09/24/07

Concentrated Extract Volume: 1000 (µL) Date Analyzed: 10/01/07

Injection Volume: 2 (µL) Dilution Factor: 1.00

GPC Cleanup: (Y/N) N pH: 7.0 Extraction: (Type) PFEX

CAS NO.	COMPOUND	CONCENTRATION UNITS: (µg/L or µg/Kg) UG/KG	Q
121-14-2	2,4-Dinitrotoluene	390	U
84-66-2	Diethylphthalate	97	J
7005-72-3	4-Chlorophenyl-phenylether	390	U
86-73-7	Fluorene	92	J
100-01-6	4-Nitroaniline	980	U
534-52-1	4,6-Dinitro-2-methylphenol	980	U
86-30-6	N-Nitrosodiphenylamine	390	U
101-55-3	4-Bromophenyl-phenylether	390	U
118-74-1	Hexachlorobenzene	390	U
87-86-5	Pentachlorophenol	980	U
85-01-8	Phenanthrene	1200	
120-12-7	Anthracene	240	J
86-74-8	Carbazole	390	U
84-74-2	Di-n-butyl phthalate	120	J
206-44-0	Fluoranthene	1600	
129-00-0	Pyrene	2300	
85-68-7	Butyl benzyl phthalate	220	J
91-94-1	3,3'-Dichlorobenzidine	390	U
56-55-3	Benzo(a)anthracene	790	
218-01-9	Chrysene	890	
117-81-7	Bis(2-ethylhexyl)phthalate	320	J
117-84-0	Di-n-octyl phthalate	390	U
205-99-2	Benzo(b)fluoranthene	740	
207-08-9	Benzo(k)fluoranthene	400	
50-32-8	Benzo(a)pyrene	500	
193-39-5	Indeno(1,2,3-cd)pyrene	140	J
53-70-3	Dibenzo(a,h)anthracene	390	U
191-24-2	Benzo(g,h,i)perylene	140	J

(1) Cannot be separated from Diphenylamine

PSS111 S108

1G

SEMIVOLATILE ORGANICS ANALYSIS DATA SHEET
TENTATIVELY IDENTIFIED COMPOUNDS

EPA SAMPLE NO.

GPESB-8W-1

Lab Name: H2M LABS, INC. Contract: _____

Lab Code: 10478 Case No.: KEY-PSS SAS No.: _____ SDG No.: PSS111

Matrix: (soil/water) SOIL Lab Sample ID: 0711008-011B

Sample wt/vol: 15 (g/mL) G Lab File ID: A\C37616.D

Level: (low/med) LOW Date Received: 09/21/07

% Moisture: 15.3 Decanted:(Y/N) N Date Extracted: 09/24/07

Concentrated Extract Volume: 1000 (µl) Date Analyzed: 10/01/07

Injection Volume: 2 (µl) Dilution Factor: 1.00

GPC Cleanup: (Y/N) N pH: 7.0 Extraction: (Type) PFEX

CONCENTRATION UNITS:

Number TICs found: 18 (µg/L or µg/Kg) UG/KG

CAS NUMBER	COMPOUND NAME	RT	EST.CONC.	Q
1. 141-79-7	3-Penten-2-one, 4-methyl-	3.58	330	AJN
2. 4161-60-8	2-Pentanone, 4-hydroxy-	3.74	330	AJN
3. 123-42-2	2-Pentanone, 4-hydroxy-4-methyl-	3.94	20000	AJN
4.	C3 Substituted benzene	4.49	6500	J
5.	unknown (6.06)	6.06	280	J
6.	unknown PNA (13.66)	13.66	430	J
7.	unknown PNA (13.69)	13.69	370	J
8. 84-65-1	9,10-Anthracenedione	14.03	420	JN
9.	unknown PNA (14.96)	14.96	280	J
10.	unknown (16.47)	16.47	530	J
11.	unknown (16.72)	16.72	720	J
12. 192-97-2	Benzo(e)pyrene	16.90	320	JN
13.	unknown (17.1)	17.10	350	J
14.	unknown (17.26)	17.26	670	J
15.	(DEL) Alkane: Branched	17.32	1100	J
16.	unknown (17.57)	17.57	1100	J
17.	unknown (17.95)	17.95	990	J
18.	unknown (18.22)	18.22	390	J
19.	unknown (18.37)	18.37	340	J
20.	unknown (18.43)	18.43	620	J
21.	unknown (18.51)	18.51	610	J
22.	unknown (18.87)	18.87	530	J

PSS111 S109

1C

SEMIVOLATILE ORGANICS ANALYSIS DATA SHEET

EPA SAMPLE NO.

GPESB-8W-1RE

Lab Name: H2M LABS, INC. Contract: _____

Lab Code: 10478 Case No.: KEY-PSS SAS No.: _____ SDG No.: PSS111

Matrix: (soil/water) SOIL Lab Sample ID: 0711008-011BRE

Sample wt/vol: 15 (g/mL) G Lab File ID: A\C37648.D

Level: (low/med) LOW Date Received: 09/21/07

% Moisture: 15.3 Decanted: (Y/N) N Date Extracted: 09/24/07

Concentrated Extract Volume: 1000 (µL) Date Analyzed: 10/03/07

Injection Volume: 2 (µL) Dilution Factor: 1.00

GPC Cleanup: (Y/N) N pH: 7.0 Extraction: (Type) PFEX

CAS NO.	COMPOUND	CONCENTRATION UNITS: (µg/L or µg/Kg) UG/KG	Q
108-95-2	Phenol	390	U
111-44-4	Bis(2-chloroethyl)ether	390	U
95-57-8	2-Chlorophenol	390	U
541-73-1	1,3-Dichlorobenzene	390	U
106-46-7	1,4-Dichlorobenzene	390	U
95-50-1	1,2-Dichlorobenzene	390	U
95-48-7	2-Methylphenol	390	U
108-60-1	2,2'-oxybis(1-chloropropane)	390	U
106-44-5	4-Methylphenol	390	U
621-64-7	N-Nitroso-di-n-propylamine	390	U
67-72-1	Hexachloroethane	390	U
98-95-3	Nitrobenzene	390	U
78-59-1	Isophorone	390	U
88-75-5	2-Nitrophenol	390	U
105-67-9	2,4-Dimethylphenol	390	U
111-91-1	Bis(2-chloroethoxy)methane	390	U
120-83-2	2,4-Dichlorophenol	390	U
120-82-1	1,2,4-Trichlorobenzene	390	U
91-20-3	Naphthalene	85	J
106-47-8	4-Chloroaniline	390	U
87-68-3	Hexachlorobutadiene	390	U
59-50-7	4-Chloro-3-methylphenol	390	U
91-57-6	2-Methylnaphthalene	89	J
77-47-4	Hexachlorocyclopentadiene	390	U
88-06-2	2,4,6-Trichlorophenol	390	U
95-95-4	2,4,5-Trichlorophenol	980	U
91-58-7	2-Chloronaphthalene	390	U
88-74-4	2-Nitroaniline	980	U
131-11-3	Dimethylphthalate	390	U
208-96-8	Acenaphthylene	110	J
606-20-2	2,6-Dinitrotoluene	390	U
99-09-2	3-Nitroaniline	980	U
83-32-9	Acenaphthene	93	J
51-28-5	2,4-Dinitrophenol	980	U
100-02-7	4-Nitrophenol	980	U
132-64-9	Dibenzofuran	390	U

PSS111 S110

1D

SEMIVOLATILE ORGANICS ANALYSIS DATA SHEET

EPA SAMPLE NO.

GPESB-8W-1RE

Lab Name: H2M LABS, INC. Contract: _____

Lab Code: 10478 Case No.: KEY-PSS SAS No.: _____ SDG No.: PSS111

Matrix: (soil/water) SOIL Lab Sample ID: 0711008-011BRE

Sample wt/vol: 15 (g/mL) G Lab File ID: A\C37648.D

Level: (low/med) LOW Date Received: 09/21/07

% Moisture: 15.3 Decanted: (Y/N) N Date Extracted: 09/24/07

Concentrated Extract Volume: 1000 (µL) Date Analyzed: 10/03/07

Injection Volume: 2 (µL) Dilution Factor: 1.00

GPC Cleanup: (Y/N) N pH: 7.0 Extraction: (Type) PFEX

CAS NO.	COMPOUND	CONCENTRATION UNITS: (µg/L or µg/Kg) UG/KG	Q
121-14-2	2,4-Dinitrotoluene	390	U
84-66-2	Diethylphthalate	100	J
7005-72-3	4-Chlorophenyl-phenylether	390	U
86-73-7	Fluorene	100	J
100-01-6	4-Nitroaniline	980	U
534-52-1	4,6-Dinitro-2-methylphenol	980	U
86-30-6	N-Nitrosodiphenylamine	390	U
101-55-3	4-Bromophenyl-phenylether	390	U
118-74-1	Hexachlorobenzene	390	U
87-86-5	Pentachlorophenol	980	U
85-01-8	Phenanthrene	1200	
120-12-7	Anthracene	250	J
86-74-8	Carbazole	390	U
84-74-2	Di-n-butyl phthalate	120	J
206-44-0	Fluoranthene	1700	
129-00-0	Pyrene	1800	
85-68-7	Butyl benzyl phthalate	160	J
91-94-1	3,3'-Dichlorobenzidine	390	U
56-55-3	Benzo(a)anthracene	860	
218-01-9	Chrysene	850	
117-81-7	Bis(2-ethylhexyl)phthalate	260	J
117-84-0	Di-n-octyl phthalate	390	U
205-99-2	Benzo(b)fluoranthene	780	
207-08-9	Benzo(k)fluoranthene	410	
50-32-8	Benzo(a)pyrene	500	
193-39-5	Indeno(1,2,3-cd)pyrene	130	J
53-70-3	Dibenzo(a,h)anthracene	390	U
191-24-2	Benzo(g,h,i)perylene	140	J

(1) Cannot be separated from Diphenylamine

PSS111 S111

1G

EPA SAMPLE NO.

GPESB-8W-1RE

SEMIVOLATILE ORGANICS ANALYSIS DATA SHEET
TENTATIVELY IDENTIFIED COMPOUNDS

Lab Name: H2M LABS, INC. Contract: _____

Lab Code: 10478 Case No.: KEY-PSS SAS No.: _____ SDG No.: PSS111

Matrix: (soil/water) SOIL Lab Sample ID: 0711008-011BRE

Sample wt/vol: 15 (g/mL) G Lab File ID: A\C37648.D

Level: (low/med) LOW Date Received: 09/21/07

% Moisture: 15.3 Decanted:(Y/N) N Date Extracted: 09/24/07

Concentrated Extract Volume: 1000 (µl) Date Analyzed: 10/03/07

Injection Volume: 2 (µl) Dilution Factor: 1.00

GPC Cleanup: (Y/N) N pH: 7.0 Extraction: (Type) PFEX

CONCENTRATION UNITS:

Number TICs found: 18 (µg/L or µg/Kg) UG/KG

CAS NUMBER	COMPOUND NAME	RT	EST.CONC.	Q
1. 141-79-7	3-Penten-2-one, 4-methyl-	3.57	310	AJN
2. 4161-60-8	2-Pentanone, 4-hydroxy-	3.74	310	AJN
3. 123-42-2	2-Pentanone, 4-hydroxy-4-methyl-	3.93	23000	AJN
4.	unknown (4.25)	4.25	190	J
5.	C3 Substituted benzene	4.48	7200	J
6.	unknown (5.12)	5.12	200	J
7.	unknown (5.56)	5.56	220	J
8.	unknown (7.46)	7.46	200	J
9.	unknown PNA (13.64)	13.64	460	J
10.	unknown PNA (13.67)	13.67	330	J
11. 84-65-1	9,10-Anthracenedione	14.02	290	JN
12.	unknown PNA (14.27)	14.27	310	J
13.	unknown PNA (14.94)	14.94	200	J
14.	unknown PNA (16.87)	16.87	540	J
15.	unknown (17.06)	17.06	350	J
16.	unknown (17.2)	17.20	280	J
17.	(DEL) Alkane: Branched	17.27	900	J
18.	unknown (17.54)	17.54	1800	J
19.	unknown (17.9)	17.90	1000	J
20.	unknown (18.39)	18.39	390	J
21.	unknown (18.45)	18.45	360	J
22.	unknown (18.82)	18.82	200	J

PSS111 S112

1E

PESTICIDE ORGANICS ANALYSIS DATA SHEET

EPA SAMPLE NO.

GPESB-8W-1

Lab Name: H2M LABS, INC. Contract: _____

Lab Code: 10478 Case No.: KEY-PSS SAS No.: _____ SDG No.: PSS111

Matrix: (soil/water) SOIL Lab Sample ID: 0711008-011B

Sample wt/vol: 15 (g/mL) G Lab File ID: a00297.raw

% Moisture: 15.3 Decanted: (Y/N) N Date Received: 09/21/07

Extraction: (Type) PFEX Date Extracted: 09/24/07

Concentrated Extract Volume: 5000 (uL) Date Analyzed: 10/17/07

Injection Volume: 0.5 (uL) Dilution Factor: 1.00

GPC Cleanup: (Y/N) N pH: 7.0 Sulfur Cleanup: (Y/N) Y

CAS NO	COMPOUND	CONCENTRATION UNITS: (µg/L or µg/Kg) UG/KG	Q
12674-11-2	Aroclor 1016	39	U
11104-28-2	Aroclor 1221	79	U
11141-16-5	Aroclor 1232	39	U
53469-21-9	Aroclor 1242	39	U
12672-29-6	Aroclor 1248	39	U
11097-69-1	Aroclor 1254	39	U
11096-82-5	Aroclor 1260	39	U

PSS111 S113

U.S. EPA - CLP

1

INORGANIC ANALYSIS DATA SHEET

EPA SAMPLE NO

GPESB-8W-1

Lab Name: H2M LABS, INC.

Lab Code: 10478 Case No. SAS No.: SDG No.: PSS111

Matrix (soil/water): SOIL Lab Sample ID: 0711008-011

Level (low/med): LOW Date Received: 9/21/2007

% Solids: 84.7

Concentration Units (ug/L or mg/kg dry weight): MG/KG

CAS No.	Analyte	Concentration	C	Q	M
7440-38-2	Arsenic	5.8		N*	P
7440-39-3	Barium	39.1		*	P
7440-43-9	Cadmium	0.038	U		P
7440-47-3	Chromium	15.3		N*E	P
57-12-5	Cyanide	0.59	U	N	CA
7439-92-1	Lead	11.7		E	P
7439-97-6	Mercury	0.030	B	*	CV
7782-49-2	Selenium	0.28	U	N	P
7440-22-4	Silver	0.13	B	N	P

Color Before: BROWN Clarity Before: Texture: COARSE

Color After: YELLOW Clarity After: CLEAR Artifacts:

Comments:

Date Reported: 10/18/07

PSS111 S114

1A

VOLATILE ORGANICS ANALYSIS DATA SHEET

EPA SAMPLE NO.

GPESB-8W-2

Lab Name: H2M LABS, INC. Contract: _____

Lab Code: 10478 Case No.: KEY-PSS SAS No.: _____ SDG No.: PSS111

Matrix: (soil/water) SOIL Lab Sample ID: 0711008-012A

Sample wt/vol: 5 (g/mL) G Lab File ID: 7\P37905.D

Level: (low/med) LOW Date Received: 09/21/07

% Moisture: not dec. 17.4 Date Analyzed: 10/01/07

GC Column: R-502.2 ID: .53 (mm) Dilution Factor: 1.00

Soil Extract Volume: _____ (µL) Soil Aliquot Volume _____ (µL)

CAS NO.	COMPOUND	CONCENTRATION UNITS: (µg/L or µg/Kg) UG/KG	Q
74-87-3	Chloromethane	12	U
74-83-9	Bromomethane	12	U
75-01-4	Vinyl chloride	12	U
75-00-3	Chloroethane	12	U
75-09-2	Methylene chloride	2	BJ
67-64-1	Acetone	12	U
75-35-4	1,1-Dichloroethene	12	U
75-15-0	Carbon disulfide	12	U
75-34-3	1,1-Dichloroethane	12	U
540-59-0	1,2-Dichloroethene (total)	12	U
67-66-3	Chloroform	12	U
107-06-2	1,2-Dichloroethane	12	U
78-93-3	2-Butanone	12	U
71-55-6	1,1,1-Trichloroethane	12	U
56-23-5	Carbon tetrachloride	12	U
75-27-4	Bromodichloromethane	12	U
78-87-5	1,2-Dichloropropane	12	U
10061-01-5	cis-1,3-Dichloropropene	12	U
79-01-6	Trichloroethene	12	U
124-48-1	Dibromochloromethane	12	U
79-00-5	1,1,2-Trichloroethane	12	U
71-43-2	Benzene	12	U
10061-02-6	trans-1,3-Dichloropropene	12	U
75-25-2	Bromoform	12	U
108-10-1	4-Methyl-2-pentanone	12	U
591-78-6	2-Hexanone	12	U
127-18-4	Tetrachloroethene	12	U
79-34-5	1,1,2,2-Tetrachloroethane	12	U
108-88-3	Toluene	12	U
108-90-7	Chlorobenzene	12	U
100-41-4	Ethylbenzene	12	U
100-42-5	Styrene	12	U
1330-20-7	Xylene (total)	12	U

PSS111 S115

1F

VOLATILE ORGANICS ANALYSIS DATA SHEET

TENTATIVELY IDENTIFIED COMPOUNDS

EPA SAMPLE NO.

[illegible]

Lab Name: H2M LABS, INC. Contract: _____

Lab Code: 10478 Case No.: KEY-PSS SAS No.: _____ SDG No.: [illegible]

Matrix: (soil/water) SOIL Lab Sample ID: [illegible]

Sample wt/vol: 5 (g/mL) G Lab File ID: [illegible]

Level: (low/med) LOW Date Received: [illegible]

% Moisture: not dec. 17.4 Date Analyzed: [illegible]

GC Column: R-502.2 ID: .53 (mm) Dilution Factor: [illegible]

Soil Extract Volume: (µl) Soil Aliquot Volume: [illegible] µl

CONCENTRATION UNITS:

Number TICs found: 0 (µg/L or µg/Kg) UG/KG

CAS NUMBER	COMPOUND NAME	RT	EST. CONC.	Q

PSS111 S116

1C

SEMIVOLATILE ORGANICS ANALYSIS DATA SHEET

EPA SAMPLE NO.

GPESB-8W-2

Lab Name: H2M LABS, INC. Contract: _____

Lab Code: 10478 Case No.: KEY-PSS SAS No.: _____ SDG No.: PSS111

Matrix: (soil/water) SOIL Lab Sample ID: 0711008-012B

Sample wt/vol: 15 (g/mL) G Lab File ID: A\C37579.D

Level: (low/med) LOW Date Received: 09/21/07

% Moisture: 17.4 Decanted: (Y/N) N Date Extracted: 09/24/07

Concentrated Extract Volume: 1000 (µL) Date Analyzed: 09/28/07

Injection Volume: 2 (µL) Dilution Factor: 1.00

GPC Cleanup: (Y/N) N pH: 7.0 Extraction: (Type) PFEX

CAS NO.	COMPOUND	CONCENTRATION UNITS: (µg/L or µg/Kg) UG/KG	Q
108-95-2	Phenol	400	U
111-44-4	Bis(2-chloroethyl)ether	400	U
95-57-8	2-Chlorophenol	400	U
541-73-1	1,3-Dichlorobenzene	400	U
106-46-7	1,4-Dichlorobenzene	400	U
95-50-1	1,2-Dichlorobenzene	400	U
95-48-7	2-Methylphenol	400	U
108-60-1	2,2'-oxybis(1-chloropropane)	400	U
106-44-5	4-Methylphenol	400	U
621-64-7	N-Nitroso-di-n-propylamine	400	U
67-72-1	Hexachloroethane	400	U
98-95-3	Nitrobenzene	400	U
78-59-1	Isophorone	400	U
88-75-5	2-Nitrophenol	400	U
105-67-9	2,4-Dimethylphenol	400	U
111-91-1	Bis(2-chloroethoxy)methane	400	U
120-83-2	2,4-Dichlorophenol	400	U
120-82-1	1,2,4-Trichlorobenzene	400	U
91-20-3	Naphthalene	400	U
106-47-8	4-Chloroaniline	400	U
87-68-3	Hexachlorobutadiene	400	U
59-50-7	4-Chloro-3-methylphenol	400	U
91-57-6	2-Methylnaphthalene	400	U
77-47-4	Hexachlorocyclopentadiene	400	U
88-06-2	2,4,6-Trichlorophenol	400	U
95-95-4	2,4,5-Trichlorophenol	1000	U
91-58-7	2-Chloronaphthalene	400	U
88-74-4	2-Nitroaniline	1000	U
131-11-3	Dimethylphthalate	400	U
208-96-8	Acenaphthylene	400	U
606-20-2	2,6-Dinitrotoluene	400	U
99-09-2	3-Nitroaniline	1000	U
83-32-9	Acenaphthene	400	U
51-28-5	2,4-Dinitrophenol	1000	U
100-02-7	4-Nitrophenol	1000	U
132-64-9	Dibenzofuran	400	U

PSS111 S117

1D

SEMIVOLATILE ORGANICS ANALYSIS DATA SHEET

EPA SAMPLE NO.

GPESB-8W-2

Lab Name: H2M LABS, INC. Contract: _____

Lab Code: 10478 Case No.: KEY-PSS SAS No.: _____ SDG No.: PSS111

Matrix: (soil/water) SOIL Lab Sample ID: 0711008-012B

Sample wt/vol: 15 (g/mL) G Lab File ID: A\C37579.D

Level: (low/med) LOW Date Received: 09/21/07

% Moisture: 17.4 Decanted: (Y/N) N Date Extracted: 09/24/07

Concentrated Extract Volume: 1000 (µL) Date Analyzed: 09/28/07

Injection Volume: 2 (µL) Dilution Factor: 1.00

GPC Cleanup: (Y/N) N pH: 7.0 Extraction: (Type) PFEX

CAS NO.	COMPOUND	CONCENTRATION UNITS: (µg/L or µg/Kg) UG/KG	Q
121-14-2	2,4-Dinitrotoluene	400	U
84-66-2	Diethylphthalate	400	U
7005-72-3	4-Chlorophenyl-phenylether	400	U
86-73-7	Fluorene	400	U
100-01-6	4-Nitroaniline	1000	U
534-52-1	4,6-Dinitro-2-methylphenol	1000	U
86-30-6	N-Nitrosodiphenylamine	400	U
101-55-3	4-Bromophenyl-phenylether	400	U
118-74-1	Hexachlorobenzene	400	U
87-86-5	Pentachlorophenol	1000	U
85-01-8	Phenanthrene	400	U
120-12-7	Anthracene	400	U
86-74-8	Carbazole	400	U
84-74-2	Di-n-butyl phthalate	400	U
206-44-0	Fluoranthene	82	J
129-00-0	Pyrene	93	J
85-68-7	Butyl benzyl phthalate	400	U
91-94-1	3,3'-Dichlorobenzidine	400	U
56-55-3	Benzo(a)anthracene	400	U
218-01-9	Chrysene	400	U
117-81-7	Bis(2-ethylhexyl)phthalate	400	U
117-84-0	Di-n-octyl phthalate	400	U
205-99-2	Benzo(b)fluoranthene	400	U
207-08-9	Benzo(k)fluoranthene	400	U
50-32-8	Benzo(a)pyrene	400	U
193-39-5	Indeno(1,2,3-cd)pyrene	400	U
53-70-3	Dibenzo(a,h)anthracene	400	U
191-24-2	Benzo(g,h,i)perylene	400	U

(1) Cannot be separated from Diphenylamine

PSS111 S118

1G

EPA SAMPLE NO.

GPESB-8W-2

SEMIVOLATILE ORGANICS ANALYSIS DATA SHEET
TENTATIVELY IDENTIFIED COMPOUNDS

Lab Name: H2M LABS, INC. Contract: _____

Lab Code: 10478 Case No.: KEY-PSS SAS No.: _____ SDG No.: PSS111

Matrix: (soil/water) SOIL Lab Sample ID: 0711008-012B

Sample wt/vol: 15 (g/mL) G Lab File ID: A\C37579.D

Level: (low/med) LOW Date Received: 09/21/07

% Moisture: 17.4 Decanted:(Y/N) N Date Extracted: 09/24/07

Concentrated Extract Volume: 1000 (µl) Date Analyzed: 09/28/07

Injection Volume: 2 (µl) Dilution Factor: 1.00

GPC Cleanup: (Y/N) N pH: 7.0 Extraction: (Type) PFEX

CONCENTRATION UNITS:

Number TICs found: 3 (µg/L or µg/Kg) UG/KG

CAS NUMBER	COMPOUND NAME	RT	EST.CONC.	Q
1. 141-79-7	3-Penten-2-one, 4-methyl-	3.60	630	AJN
2. 4161-60-8	2-Pentanone, 4-hydroxy-	3.77	460	AJN
3. 123-42-2	2-Pentanone, 4-hydroxy-4-methyl-	3.97	24000	AJN
4.	C3 Substituted benzene	4.53	8000	J
5.	unknown (16.64)	16.64	240	J
6.	unknown (16.96)	16.96	170	J

PSS111 S119

1E

PESTICIDE ORGANICS ANALYSIS DATA SHEET

EPA SAMPLE NO.

GPESB-8W-2

Lab Name: H2M LABS, INC. Contract: _____

Lab Code: 10478 Case No.: KEY-PSS SAS No.: _____ SDG No.: PSS111

Matrix: (soil/water) SOIL Lab Sample ID: 0711008-012b

Sample wt/vol: 15 (g/mL) G Lab File ID: a00566.raw

% Moisture: 17.4 Decanted: (Y/N) N Date Received: 09/21/07

Extraction: (Type) PFEX Date Extracted: 09/24/07

Concentrated Extract Volume: 5000 (uL) Date Analyzed: 09/29/07

Injection Volume: 0.5 (uL) Dilution Factor: 1.00

GPC Cleanup: (Y/N) N pH: 7.0 Sulfur Cleanup: (Y/N) Y

CAS NO	COMPOUND	CONCENTRATION UNITS: (µg/L or µg/Kg) UG/KG	Q
12674-11-2	Aroclor 1016	40	U
11104-28-2	Aroclor 1221	81	U
11141-16-5	Aroclor 1232	40	U
53469-21-9	Aroclor 1242	40	U
12672-29-6	Aroclor 1248	40	U
11097-69-1	Aroclor 1254	40	U
11096-82-5	Aroclor 1260	40	U

U.S. EPA - CLP

1

INORGANIC ANALYSIS DATA SHEET

EPA SAMPLE NO

GPESB-8W-2

Lab Name: H2M LABS, INC.

Lab Code: 10478 Case No. SAS No.: SDG No.: PSS111

Matrix (soil/water): SOIL Lab Sample ID: 0711008-012

Level (low/med): LOW Date Received: 9/21/2007

% Solids: 82.6

Concentration Units (ug/L or mg/kg dry weight): MG/KG

CAS No.	Analyte	Concentration	C	Q	M
7440-38-2	Arsenic	2.2		N*	P
7440-39-3	Barium	39.3		*	P
7440-43-9	Cadmium	0.039	U		P
7440-47-3	Chromium	21.0		N*E	P
57-12-5	Cyanide	0.61	U	N	CA
7439-92-1	Lead	16.9		E	P
7439-97-6	Mercury	0.062		*	CV
7782-49-2	Selenium	0.29	U	N	P
7440-22-4	Silver	0.051	B	N	P

Color Before: BROWN Clarity Before: Texture: MEDIUM

Color After: YELLOW Clarity After: CLEAR Artifacts:

Comments:

Date Reported: 10/18/07

PSS111 S121

1A

VOLATILE ORGANICS ANALYSIS DATA SHEET

EPA SAMPLE NO.

GPESB-10-1

Lab Name: H2M LABS, INC. Contract: _____

Lab Code: 10478 Case No.: KEY-PSS SAS No.: _____ SDG No.: PSS111

Matrix: (soil/water) SOIL Lab Sample ID: 0711008-013A

Sample wt/vol: 5 (g/mL) G Lab File ID: 7\P37906.D

Level: (low/med) LOW Date Received: 09/21/07

% Moisture: not dec. 9.9 Date Analyzed: 10/01/07

GC Column: R-502.2 ID: .53 (mm) Dilution Factor: 1.00

Soil Extract Volume: _____ (µL) Soil Aliquot Volume _____ (µL)

CAS NO.	COMPOUND	CONCENTRATION UNITS: (µg/L or µg/Kg) UG/KG	Q
74-87-3	Chloromethane	11	U
74-83-9	Bromomethane	11	U
75-01-4	Vinyl chloride	11	U
75-00-3	Chloroethane	11	U
75-09-2	Methylene chloride	5	BJ
67-64-1	Acetone	11	U
75-35-4	1,1-Dichloroethene	11	U
75-15-0	Carbon disulfide	11	U
75-34-3	1,1-Dichloroethane	11	U
540-59-0	1,2-Dichloroethene (total)	11	U
67-66-3	Chloroform	11	U
107-06-2	1,2-Dichloroethane	11	U
78-93-3	2-Butanone	11	U
71-55-6	1,1,1-Trichloroethane	11	U
56-23-5	Carbon tetrachloride	11	U
75-27-4	Bromodichloromethane	11	U
78-87-5	1,2-Dichloropropane	11	U
10061-01-5	cis-1,3-Dichloropropene	11	U
79-01-6	Trichloroethene	11	U
124-48-1	Dibromochloromethane	11	U
79-00-5	1,1,2-Trichloroethane	11	U
71-43-2	Benzene	11	U
10061-02-6	trans-1,3-Dichloropropene	11	U
75-25-2	Bromoform	11	U
108-10-1	4-Methyl-2-pentanone	11	U
591-78-6	2-Hexanone	11	U
127-18-4	Tetrachloroethene	11	U
79-34-5	1,1,2,2-Tetrachloroethane	11	U
108-88-3	Toluene	11	U
108-90-7	Chlorobenzene	11	U
100-41-4	Ethylbenzene	11	U
100-42-5	Styrene	11	U
1330-20-7	Xylene (total)	11	U

PSS111 S122

1F

VOLATILE ORGANICS ANALYSIS DATA SHEET

TENTATIVELY IDENTIFIED COMPOUNDS

EPA SAMPLE NO.

GPESB-10-1

Lab Name: H2M LABS, INC. Contract: _____

Lab Code: 10478 Case No.: KEY-PSS SAS No.: _____ SDG No.: PSS111

Matrix: (soil/water) SOIL Lab Sample ID: 0711008-013A

Sample wt/vol: 5 (g/mL) G Lab File ID: 7\P37906.D

Level: (low/med) LOW Date Received: 09/21/07

% Moisture: not dec. 9.9 Date Analyzed: 10/01/07

GC Column: R-502.2 ID: .53 (mm) Dilution Factor: 1.00

Soil Extract Volume: (µl) Soil Aliquot Volume: 0 (µL)

CONCENTRATION UNITS:

Number TICs found: 0 (µg/L or µg/Kg) UG/KG

CAS NUMBER	COMPOUND NAME	RT	EST.CONC.	Q

1C

SEMIVOLATILE ORGANICS ANALYSIS DATA SHEET

EPA SAMPLE NO.

GPESB-10-1

Lab Name: H2M LABS, INC. Contract: _____

Lab Code: 10478 Case No.: KEY-PSS SAS No.: _____ SDG No.: PSS111

Matrix: (soil/water) SOIL Lab Sample ID: 0711008-013B

Sample wt/vol: 15 (g/mL) G Lab File ID: A\C37580.D

Level: (low/med) LOW Date Received: 09/21/07

% Moisture: 9.9 Decanted: (Y/N) N Date Extracted: 09/24/07

Concentrated Extract Volume: 1000 (µL) Date Analyzed: 09/28/07

Injection Volume: 2 (µL) Dilution Factor: 1.00

GPC Cleanup: (Y/N) N pH: 7.0 Extraction: (Type) PFEX

CAS NO.	COMPOUND	CONCENTRATION UNITS: (µg/L or µg/Kg) UG/KG	Q
108-95-2	Phenol	370	U
111-44-4	Bis(2-chloroethyl)ether	370	U
95-57-8	2-Chlorophenol	370	U
541-73-1	1,3-Dichlorobenzene	370	U
106-46-7	1,4-Dichlorobenzene	370	U
95-50-1	1,2-Dichlorobenzene	370	U
95-48-7	2-Methylphenol	370	U
108-60-1	2,2'-oxybis(1-chloropropane)	370	U
106-44-5	4-Methylphenol	370	U
621-64-7	N-Nitroso-di-n-propylamine	370	U
67-72-1	Hexachloroethane	370	U
98-95-3	Nitrobenzene	370	U
78-59-1	Isophorone	370	U
88-75-5	2-Nitrophenol	370	U
105-67-9	2,4-Dimethylphenol	370	U
111-91-1	Bis(2-chloroethoxy)methane	370	U
120-83-2	2,4-Dichlorophenol	370	U
120-82-1	1,2,4-Trichlorobenzene	370	U
91-20-3	Naphthalene	370	U
106-47-8	4-Chloroaniline	370	U
87-68-3	Hexachlorobutadiene	370	U
59-50-7	4-Chloro-3-methylphenol	370	U
91-57-6	2-Methylnaphthalene	370	U
77-47-4	Hexachlorocyclopentadiene	370	U
88-06-2	2,4,6-Trichlorophenol	370	U
95-95-4	2,4,5-Trichlorophenol	920	U
91-58-7	2-Chloronaphthalene	370	U
88-74-4	2-Nitroaniline	920	U
131-11-3	Dimethylphthalate	370	U
208-96-8	Acenaphthylene	370	U
606-20-2	2,6-Dinitrotoluene	370	U
99-09-2	3-Nitroaniline	920	U
83-32-9	Acenaphthene	370	U
51-28-5	2,4-Dinitrophenol	920	U
100-02-7	4-Nitrophenol	920	U
132-64-9	Dibenzofuran	370	U

PSS111 S124

1D

SEMIVOLATILE ORGANICS ANALYSIS DATA SHEET

EPA SAMPLE NO.

GPESB-10-1

Lab Name: H2M LABS, INC. Contract: _____

Lab Code: 10478 Case No.: KEY-PSS SAS No.: _____ SDG No.: PSS111

Matrix: (soil/water) SOIL Lab Sample ID: 0711008-013B

Sample wt/vol: 15 (g/mL) G Lab File ID: A\C37580.D

Level: (low/med) LOW Date Received: 09/21/07

% Moisture: 9.9 Decanted: (Y/N) N Date Extracted: 09/24/07

Concentrated Extract Volume: 1000 (µL) Date Analyzed: 09/28/07

Injection Volume: 2 (µL) Dilution Factor: 1.00

GPC Cleanup: (Y/N) N pH: 7.0 Extraction: (Type) PFEX

CAS NO.	COMPOUND	CONCENTRATION UNITS: (µg/L or µg/Kg) UG/KG	Q
121-14-2	2,4-Dinitrotoluene	370	U
84-66-2	Diethylphthalate	370	U
7005-72-3	4-Chlorophenyl-phenylether	370	U
86-73-7	Fluorene	370	U
100-01-6	4-Nitroaniline	920	U
534-52-1	4,6-Dinitro-2-methylphenol	920	U
86-30-6	N-Nitrosodiphenylamine	370	U
101-55-3	4-Bromophenyl-phenylether	370	U
118-74-1	Hexachlorobenzene	370	U
87-86-5	Pentachlorophenol	920	U
85-01-8	Phenanthrene	370	U
120-12-7	Anthracene	370	U
86-74-8	Carbazole	370	U
84-74-2	Di-n-butyl phthalate	370	U
206-44-0	Fluoranthene	370	U
129-00-0	Pyrene	370	U
85-68-7	Butyl benzyl phthalate	370	U
91-94-1	3,3'-Dichlorobenzidine	370	U
56-55-3	Benzo(a)anthracene	370	U
218-01-9	Chrysene	370	U
117-81-7	Bis(2-ethylhexyl)phthalate	370	U
117-84-0	Di-n-octyl phthalate	370	U
205-99-2	Benzo(b)fluoranthene	370	U
207-08-9	Benzo(k)fluoranthene	370	U
50-32-8	Benzo(a)pyrene	370	U
193-39-5	Indeno(1,2,3-cd)pyrene	370	U
53-70-3	Dibenzo(a,h)anthracene	370	U
191-24-2	Benzo(g,h,i)perylene	370	U

(1) Cannot be separated from Diphenylamine

PSS111 S125

1G

SEMIVOLATILE ORGANICS ANALYSIS DATA SHEET
TENTATIVELY IDENTIFIED COMPOUNDS

EPA SAMPLE NO.

GPESB-10-1

Lab Name: H2M LABS, INC. Contract: _____

Lab Code: 10478 Case No.: KEY-PSS SAS No.: _____ SDG No.: PSS111

Matrix: (soil/water) SOIL Lab Sample ID: 0711008-013B

Sample wt/vol: 15 (g/mL) G Lab File ID: A\C37580.D

Level: (low/med) LOW Date Received: 09/21/07

% Moisture: 9.9 Decanted:(Y/N) N Date Extracted: 09/24/07

Concentrated Extract Volume: 1000 (µl) Date Analyzed: 09/28/07

Injection Volume: 2 (µl) Dilution Factor: 1.00

GPC Cleanup: (Y/N) N pH: 7.0 Extraction: (Type) PFEX

CONCENTRATION UNITS:

Number TICs found: 1 (µg/L or µg/Kg) UG/KG

	CAS NUMBER	COMPOUND NAME	RT	EST.CONC.	Q
1.	141-79-7	3-Penten-2-one, 4-methyl-	3.60	560	AJN
2.	4161-60-8	2-Pentanone, 4-hydroxy-	3.81	410	AJN
3.	123-42-2	2-Pentanone, 4-hydroxy-4-methyl-	4.01	55000	AJN
4.		C3 Substituted benzene	4.53	8400	J

1C

SEMIVOLATILE ORGANICS ANALYSIS DATA SHEET

EPA SAMPLE NO.

GPESB-10-1RE

Lab Name: H2M LABS, INC. Contract: _____

Lab Code: 10478 Case No.: KEY-PSS SAS No.: _____ SDG No.: PSS111

Matrix: (soil/water) SOIL Lab Sample ID: 0711008-013BRE

Sample wt/vol: 15 (g/mL) G Lab File ID: A\C37681.D

Level: (low/med) LOW Date Received: 09/21/07

% Moisture: 9.9 Decanted: (Y/N) N Date Extracted: 10/03/07

Concentrated Extract Volume: 1000 (µL) Date Analyzed: 10/04/07

Injection Volume: 2 (µL) Dilution Factor: 1.00

GPC Cleanup: (Y/N) N pH: Extraction: (Type) PFEX

CAS NO.	COMPOUND	CONCENTRATION UNITS: (µg/L or µg/Kg) UG/KG	Q
108-95-2	Phenol	370	U
111-44-4	Bis(2-chloroethyl)ether	370	U
95-57-8	2-Chlorophenol	370	U
541-73-1	1,3-Dichlorobenzene	370	U
106-46-7	1,4-Dichlorobenzene	370	U
95-50-1	1,2-Dichlorobenzene	370	U
95-48-7	2-Methylphenol	370	U
108-60-1	2,2'-oxybis(1-chloropropane)	370	U
106-44-5	4-Methylphenol	370	U
621-64-7	N-Nitroso-di-n-propylamine	370	U
67-72-1	Hexachloroethane	370	U
98-95-3	Nitrobenzene	370	U
78-59-1	Isophorone	370	U
88-75-5	2-Nitrophenol	370	U
105-67-9	2,4-Dimethylphenol	370	U
111-91-1	Bis(2-chloroethoxy)methane	370	U
120-83-2	2,4-Dichlorophenol	370	U
120-82-1	1,2,4-Trichlorobenzene	370	U
91-20-3	Naphthalene	370	U
106-47-8	4-Chloroaniline	370	U
87-68-3	Hexachlorobutadiene	370	U
59-50-7	4-Chloro-3-methylphenol	370	U
91-57-6	2-Methylnaphthalene	370	U
77-47-4	Hexachlorocyclopentadiene	370	U
88-06-2	2,4,6-Trichlorophenol	370	U
95-95-4	2,4,5-Trichlorophenol	920	U
91-58-7	2-Chloronaphthalene	370	U
88-74-4	2-Nitroaniline	920	U
131-11-3	Dimethylphthalate	370	U
208-96-8	Acenaphthylene	370	U
606-20-2	2,6-Dinitrotoluene	370	U
99-09-2	3-Nitroaniline	920	U
83-32-9	Acenaphthene	370	U
51-28-5	2,4-Dinitrophenol	920	U
100-02-7	4-Nitrophenol	920	U
132-64-9	Dibenzofuran	370	U

1D

SEMIVOLATILE ORGANICS ANALYSIS DATA SHEET

EPA SAMPLE NO.

GPESB-10-1RE

Lab Name: H2M LABS, INC. Contract: _____

Lab Code: 10478 Case No.: KEY-PSS SAS No.: _____ SDG No.: PSS111

Matrix: (soil/water) SOIL Lab Sample ID: 0711008-013BRE

Sample wt/vol: 15 (g/mL) G Lab File ID: A\C37681.D

Level: (low/med) LOW Date Received: 09/21/07

% Moisture: 9.9 Decanted: (Y/N) N Date Extracted: 10/03/07

Concentrated Extract Volume: 1000 (µL) Date Analyzed: 10/04/07

Injection Volume: 2 (µL) Dilution Factor: 1.00

GPC Cleanup: (Y/N) N pH: Extraction: (Type) PFEX

CAS NO.	COMPOUND	CONCENTRATION UNITS: (µg/L or µg/Kg) UG/KG	Q
121-14-2	2,4-Dinitrotoluene	370	U
84-66-2	Diethylphthalate	370	U
7005-72-3	4-Chlorophenyl-phenylether	370	U
86-73-7	Fluorene	370	U
100-01-6	4-Nitroaniline	920	U
534-52-1	4,6-Dinitro-2-methylphenol	920	U
86-30-6	N-Nitrosodiphenylamine	370	U
101-55-3	4-Bromophenyl-phenylether	370	U
118-74-1	Hexachlorobenzene	370	U
87-86-5	Pentachlorophenol	920	U
85-01-8	Phenanthrene	370	U
120-12-7	Anthracene	370	U
86-74-8	Carbazole	370	U
84-74-2	Di-n-butyl phthalate	370	U
206-44-0	Fluoranthene	370	U
129-00-0	Pyrene	370	U
85-68-7	Butyl benzyl phthalate	370	U
91-94-1	3,3'-Dichlorobenzidine	370	U
56-55-3	Benzo(a)anthracene	370	U
218-01-9	Chrysene	370	U
117-81-7	Bis(2-ethylhexyl)phthalate	370	U
117-84-0	Di-n-octyl phthalate	370	U
205-99-2	Benzo(b)fluoranthene	370	U
207-08-9	Benzo(k)fluoranthene	370	U
50-32-8	Benzo(a)pyrene	370	U
193-39-5	Indeno(1,2,3-cd)pyrene	370	U
53-70-3	Dibenzo(a,h)anthracene	370	U
191-24-2	Benzo(g,h,i)perylene	370	U

(1) Cannot be separated from Diphenylamine

PSS111 S128

1G

SEMIVOLATILE ORGANICS ANALYSIS DATA SHEET
TENTATIVELY IDENTIFIED COMPOUNDS

EPA SAMPLE NO.

GPESB-10-1RE

Lab Name: H2M LABS, INC. Contract: ____

Lab Code: 10478 Case No.: KEY-PSS SAS No.: ____ SDG No.: PSS111

Matrix: (soil/water) SOIL Lab Sample ID: 0711008-013BRE

Sample wt/vol: 15 (g/mL) G Lab File ID: A\C37681.D

Level: (low/med) LOW Date Received: 09/21/07

% Moisture: 9.9 Decanted:(Y/N) N Date Extracted: 10/03/07

Concentrated Extract Volume: 1000 (µl) Date Analyzed: 10/04/07

Injection Volume: 2 (µl) Dilution Factor: 1.00

GPC Cleanup: (Y/N) N pH: Extraction: (Type) PFEX

CONCENTRATION UNITS:
(µg/L or µg/Kg) UG/KG

Number TICs found: 0

CAS NUMBER	COMPOUND NAME	RT	EST.CONC.	Q

PSS111 S129

1E

PESTICIDE ORGANICS ANALYSIS DATA SHEET

EPA SAMPLE NO.

GPESB-10-1

Lab Name: H2M LABS, INC. Contract: _____

Lab Code: 10478 Case No.: KEY-PSS SAS No.: _____ SDG No.: PSS111

Matrix: (soil/water) SOIL Lab Sample ID: 0711008-013b

Sample wt/vol: 15 (g/mL) G Lab File ID: a00567.raw

% Moisture: 9.9 Decanted: (Y/N) N Date Received: 09/21/07

Extraction: (Type) PFEX Date Extracted: 09/24/07

Concentrated Extract Volume: 5000 (uL) Date Analyzed: 09/29/07

Injection Volume: 0.5 (uL) Dilution Factor: 1.00

GPC Cleanup: (Y/N) N pH: 7.0 Sulfur Cleanup: (Y/N) Y

CAS NO	COMPOUND	CONCENTRATION UNITS: (µg/L or µg/Kg) UG/KG	Q
12674-11-2	Aroclor 1016	37	U
11104-28-2	Aroclor 1221	74	U
11141-16-5	Aroclor 1232	37	U
53469-21-9	Aroclor 1242	37	U
12672-29-6	Aroclor 1248	37	U
11097-69-1	Aroclor 1254	37	U
11096-82-5	Aroclor 1260	37	U

U.S. EPA - CLP

1

INORGANIC ANALYSIS DATA SHEET

EPA SAMPLE NO

GPESB-10-1

Lab Name: H2M LABS, INC.

Lab Code: 10478 Case No. SAS No.: SDG No.: PSS111

Matrix (soil/water): SOIL Lab Sample ID: 0711008-013

Level (low/med): LOW Date Received: 9/21/2007

% Solids: 90.1

Concentration Units (ug/L or mg/kg dry weight): MG/KG

CAS No.	Analyte	Concentration	C	Q	M
7440-38-2	Arsenic	5.4		N*	P
7440-39-3	Barium	44.3		*	P
7440-43-9	Cadmium	0.036	U		P
7440-47-3	Chromium	26.3		N*E	P
57-12-5	Cyanide	9.7		N	CA
7439-92-1	Lead	21.7		E	P
7439-97-6	Mercury	0.050		*	CV
7782-49-2	Selenium	1.0		N	P
7440-22-4	Silver	0.073	B	N	P

Color Before: BROWN Clarity Before: Texture: MEDIUM

Color After: YELLOW Clarity After: CLEAR Artifacts:

Comments:

Date Reported: 10/18/07

PSS111 S131

1A

VOLATILE ORGANICS ANALYSIS DATA SHEET

EPA SAMPLE NO.

GPESB-2-2

Lab Name: H2M LABS, INC. Contract: _____

Lab Code: 10478 Case No.: KEY-PSS SAS No.: _____ SDG No.: PSS111

Matrix: (soil/water) SOIL Lab Sample ID: 0711076-001A

Sample wt/vol: 5 (g/mL) G Lab File ID: 7\P37908.D

Level: (low/med) LOW Date Received: 09/24/07

% Moisture: not dec. 12.4 Date Analyzed: 10/02/07

GC Column: R-502.2 ID: .53 (mm) Dilution Factor: 1.00

Soil Extract Volume: _____ (µL) Soil Aliquot Volume _____ (µL)

CAS NO.	COMPOUND	CONCENTRATION UNITS: (µg/L or µg/Kg) UG/KG	Q
74-87-3	Chloromethane	11	U
74-83-9	Bromomethane	11	U
75-01-4	Vinyl chloride	11	U
75-00-3	Chloroethane	11	U
75-09-2	Methylene chloride	4	BJ
67-64-1	Acetone	11	U
75-35-4	1,1-Dichloroethene	11	U
75-15-0	Carbon disulfide	11	U
75-34-3	1,1-Dichloroethane	11	U
540-59-0	1,2-Dichloroethene (total)	11	U
67-66-3	Chloroform	11	U
107-06-2	1,2-Dichloroethane	11	U
78-93-3	2-Butanone	11	U
71-55-6	1,1,1-Trichloroethane	11	U
56-23-5	Carbon tetrachloride	11	U
75-27-4	Bromodichloromethane	11	U
78-87-5	1,2-Dichloropropane	11	U
10061-01-5	cis-1,3-Dichloropropene	11	U
79-01-6	Trichloroethene	11	U
124-48-1	Dibromochloromethane	11	U
79-00-5	1,1,2-Trichloroethane	11	U
71-43-2	Benzene	11	U
10061-02-6	trans-1,3-Dichloropropene	11	U
75-25-2	Bromoform	11	U
108-10-1	4-Methyl-2-pentanone	11	U
591-78-6	2-Hexanone	11	U
127-18-4	Tetrachloroethene	11	U
79-34-5	1,1,2,2-Tetrachloroethane	11	U
108-88-3	Toluene	11	U
108-90-7	Chlorobenzene	11	U
100-41-4	Ethylbenzene	11	U
100-42-5	Styrene	11	U
1330-20-7	Xylene (total)	11	U

PSS111 S132

1F

VOLATILE ORGANICS ANALYSIS DATA SHEET

TENTATIVELY IDENTIFIED COMPOUNDS

EPA SAMPLE NO.

GPESB-2-2

Lab Name: H2M LABS, INC. Contract: _____

Lab Code: 10478 Case No.: KEY-PSS SAS No.: _____ SDG No.: PSS111

Matrix: (soil/water) SOIL Lab Sample ID: 0711076-001A

Sample wt/vol: 5 (g/mL) G Lab File ID: 7\P37908.D

Level: (low/med) LOW Date Received: 09/24/07

% Moisture: not dec. 12.4 Date Analyzed: 10/02/07

GC Column: R-502.2 ID: .53 (mm) Dilution Factor: 1.00

Soil Extract Volume: (µl) Soil Aliquot Volume: 0 (µL)

CONCENTRATION UNITS:

Number TICs found: 0 (µg/L or µg/Kg) UG/KG

CAS NUMBER	COMPOUND NAME	RT	EST.CONC.	Q

PSS111 S133

1C

SEMIVOLATILE ORGANICS ANALYSIS DATA SHEET

EPA SAMPLE NO.

GPESB-2-2

Lab Name: H2M LABS, INC. Contract: _____

Lab Code: 10478 Case No.: KEY-PSS SAS No.: _____ SDG No.: PSS111

Matrix: (soil/water) SOIL Lab Sample ID: 0711076-001B

Sample wt/vol: 15 (g/mL) G Lab File ID: A\C37597.D

Level: (low/med) LOW Date Received: 09/24/07

% Moisture: 12.4 Decanted: (Y/N) N Date Extracted: 09/24/07

Concentrated Extract Volume: 1000 (µL) Date Analyzed: 10/01/07

Injection Volume: 2 (µL) Dilution Factor: 1.00

GPC Cleanup: (Y/N) N pH: 6.0 Extraction: (Type) PFEX

CAS NO.	COMPOUND	CONCENTRATION UNITS: (µg/L or µg/Kg) UG/KG	Q
108-95-2	Phenol	380	U
111-44-4	Bis(2-chloroethyl)ether	380	U
95-57-8	2-Chlorophenol	380	U
541-73-1	1,3-Dichlorobenzene	380	U
106-46-7	1,4-Dichlorobenzene	380	U
95-50-1	1,2-Dichlorobenzene	380	U
95-48-7	2-Methylphenol	380	U
108-60-1	2,2'-oxybis(1-chloropropane)	380	U
106-44-5	4-Methylphenol	380	U
621-64-7	N-Nitroso-di-n-propylamine	380	U
67-72-1	Hexachloroethane	380	U
98-95-3	Nitrobenzene	380	U
78-59-1	Isophorone	380	U
88-75-5	2-Nitrophenol	380	U
105-67-9	2,4-Dimethylphenol	380	U
111-91-1	Bis(2-chloroethoxy)methane	380	U
120-83-2	2,4-Dichlorophenol	380	U
120-82-1	1,2,4-Trichlorobenzene	380	U
91-20-3	Naphthalene	380	U
106-47-8	4-Chloroaniline	380	U
87-68-3	Hexachlorobutadiene	380	U
59-50-7	4-Chloro-3-methylphenol	380	U
91-57-6	2-Methylnaphthalene	380	U
77-47-4	Hexachlorocyclopentadiene	380	U
88-06-2	2,4,6-Trichlorophenol	380	U
95-95-4	2,4,5-Trichlorophenol	950	U
91-58-7	2-Chloronaphthalene	380	U
88-74-4	2-Nitroaniline	950	U
131-11-3	Dimethylphthalate	380	U
208-96-8	Acenaphthylene	380	U
606-20-2	2,6-Dinitrotoluene	380	U
99-09-2	3-Nitroaniline	950	U
83-32-9	Acenaphthene	380	U
51-28-5	2,4-Dinitrophenol	950	U
100-02-7	4-Nitrophenol	950	U
132-64-9	Dibenzofuran	380	U

1D

SEMIVOLATILE ORGANICS ANALYSIS DATA SHEET

EPA SAMPLE NO.

GPESB-2-2

Lab Name: H2M LABS, INC. Contract: _____

Lab Code: 10478 Case No.: KEY-PSS SAS No.: _____ SDG No.: PSS111

Matrix: (soil/water) SOIL Lab Sample ID: 0711076-001B

Sample wt/vol: 15 (g/mL) G Lab File ID: A\C37597.D

Level: (low/med) LOW Date Received: 09/24/07

% Moisture: 12.4 Decanted: (Y/N) N Date Extracted: 09/24/07

Concentrated Extract Volume: 1000 (µL) Date Analyzed: 10/01/07

Injection Volume: 2 (µL) Dilution Factor: 1.00

GPC Cleanup: (Y/N) N pH: 6.0 Extraction: (Type) PFEX

CAS NO.	COMPOUND	CONCENTRATION UNITS: (µg/L or µg/Kg) UG/KG	Q
121-14-2	2,4-Dinitrotoluene	380	U
84-66-2	Diethylphthalate	130	J
7005-72-3	4-Chlorophenyl-phenylether	380	U
86-73-7	Fluorene	380	U
100-01-6	4-Nitroaniline	950	U
534-52-1	4,6-Dinitro-2-methylphenol	950	U
86-30-6	N-Nitrosodiphenylamine	380	U
101-55-3	4-Bromophenyl-phenylether	380	U
118-74-1	Hexachlorobenzene	380	U
87-86-5	Pentachlorophenol	950	U
85-01-8	Phenanthrene	380	U
120-12-7	Anthracene	380	U
86-74-8	Carbazole	380	U
84-74-2	Di-n-butyl phthalate	380	U
206-44-0	Fluoranthene	380	U
129-00-0	Pyrene	380	U
85-68-7	Butyl benzyl phthalate	380	U
91-94-1	3,3'-Dichlorobenzidine	380	U
56-55-3	Benzo(a)anthracene	380	U
218-01-9	Chrysene	380	U
117-81-7	Bis(2-ethylhexyl)phthalate	380	U
117-84-0	Di-n-octyl phthalate	380	U
205-99-2	Benzo(b)fluoranthene	380	U
207-08-9	Benzo(k)fluoranthene	380	U
50-32-8	Benzo(a)pyrene	380	U
193-39-5	Indeno(1,2,3-cd)pyrene	380	U
53-70-3	Dibenzo(a,h)anthracene	380	U
191-24-2	Benzo(g,h,i)perylene	380	U

(1) Cannot be separated from Diphenylamine

PSS111 S135

1G

SEMIVOLATILE ORGANICS ANALYSIS DATA SHEET
TENTATIVELY IDENTIFIED COMPOUNDS

EPA SAMPLE NO.

GPESB-2-2

Lab Name: H2M LABS, INC. Contract: ____

Lab Code: 10478 Case No.: KEY-PSS SAS No.: ____ SDG No.: PSS111

Matrix: (soil/water) SOIL Lab Sample ID: 0711076-001B

Sample wt/vol: 15 (g/mL) G Lab File ID: A\C37597.D

Level: (low/med) LOW Date Received: 09/24/07

% Moisture: 12.4 Decanted:(Y/N) N Date Extracted: 09/24/07

Concentrated Extract Volume: 1000 (µl) Date Analyzed: 10/01/07

Injection Volume: 2 (µl) Dilution Factor: 1.00

GPC Cleanup: (Y/N) N pH: 6.0 Extraction: (Type) PFEX

CONCENTRATION UNITS:
(µg/L or µg/Kg) UG/KG

Number TICs found: 13

CAS NUMBER	COMPOUND NAME	RT	EST.CONC.	Q
1. 141-79-7	3-Penten-2-one, 4-methyl-	3.58	660	AJN
2. 4161-60-8	2-Pentanone, 4-hydroxy-	3.76	400	AJN
3. 123-42-2	2-Pentanone, 4-hydroxy-4-methyl-	3.96	31000	AJN
4.	C3 Substituted benzene	4.51	9800	J
5. 105-76-0	2-Butenedioic acid (Z)-, dibutyl es	10.56	900	JN
6. 141-03-7	Butanedioic acid, dibutyl ester	10.79	340	JN
7.	(DEL) Alkane: Branched (12.18)	12.18	170	J
8.	(DEL) Alkane: Branched (12.2)	12.20	230	J
9.	unknown (13.45)	13.45	2900	J
10.	unknown (14.08)	14.08	240	J
11.	unknown (14.35)	14.35	5300	J
12.	(DEL) Alkane: Straight-Chain	14.71	430	J
13.	unknown (15.48)	15.48	210	J
14.	unknown (15.63)	15.63	190	J
15.	unknown (16.22)	16.22	320	J
16.	unknown (16.39)	16.39	170	J
17.	unknown (16.83)	16.83	270	J
18.	unknown (16.9)	16.90	270	J
19.	unknown (17.59)	17.59	350	J

PSS111 S136

1C

SEMIVOLATILE ORGANICS ANALYSIS DATA SHEET

EPA SAMPLE NO.

GPESB-2-2RE

Lab Name: H2M LABS, INC. Contract: _____

Lab Code: 10478 Case No.: KEY-PSS SAS No.: _____ SDG No.: PSS111

Matrix: (soil/water) SOIL Lab Sample ID: 0711076-001BRE

Sample wt/vol: 15 (g/mL) G Lab File ID: A\C37613.D

Level: (low/med) LOW Date Received: 09/24/07

% Moisture: 12.4 Decanted: (Y/N) N Date Extracted: 09/24/07

Concentrated Extract Volume: 1000 (µL) Date Analyzed: 10/01/07

Injection Volume: 2 (µL) Dilution Factor: 1.00

GPC Cleanup: (Y/N) N pH: 6.0 Extraction: (Type) PFEX

CAS NO.	COMPOUND	CONCENTRATION UNITS: (µg/L or µg/Kg) UG/KG	Q
108-95-2	Phenol	380	U
111-44-4	Bis(2-chloroethyl)ether	380	U
95-57-8	2-Chlorophenol	380	U
541-73-1	1,3-Dichlorobenzene	380	U
106-46-7	1,4-Dichlorobenzene	380	U
95-50-1	1,2-Dichlorobenzene	380	U
95-48-7	2-Methylphenol	380	U
108-60-1	2,2'-oxybis(1-chloropropane)	380	U
106-44-5	4-Methylphenol	380	U
621-64-7	N-Nitroso-di-n-propylamine	380	U
67-72-1	Hexachloroethane	380	U
98-95-3	Nitrobenzene	380	U
78-59-1	Isophorone	380	U
88-75-5	2-Nitrophenol	380	U
105-67-9	2,4-Dimethylphenol	380	U
111-91-1	Bis(2-chloroethoxy)methane	380	U
120-83-2	2,4-Dichlorophenol	380	U
120-82-1	1,2,4-Trichlorobenzene	380	U
91-20-3	Naphthalene	380	U
106-47-8	4-Chloroaniline	380	U
87-68-3	Hexachlorobutadiene	380	U
59-50-7	4-Chloro-3-methylphenol	380	U
91-57-6	2-Methylnaphthalene	380	U
77-47-4	Hexachlorocyclopentadiene	380	U
88-06-2	2,4,6-Trichlorophenol	380	U
95-95-4	2,4,5-Trichlorophenol	950	U
91-58-7	2-Chloronaphthalene	380	U
88-74-4	2-Nitroaniline	950	U
131-11-3	Dimethylphthalate	380	U
208-96-8	Acenaphthylene	380	U
606-20-2	2,6-Dinitrotoluene	380	U
99-09-2	3-Nitroaniline	950	U
83-32-9	Acenaphthene	380	U
51-28-5	2,4-Dinitrophenol	950	U
100-02-7	4-Nitrophenol	950	U
132-64-9	Dibenzofuran	380	U

1D

SEMIVOLATILE ORGANICS ANALYSIS DATA SHEET

EPA SAMPLE NO.

GPESB-2-2RE

Lab Name: H2M LABS, INC. Contract: _____

Lab Code: 10478 Case No.: KEY-PSS SAS No.: _____ SDG No.: PSS111

Matrix: (soil/water) SOIL Lab Sample ID: 0711076-001BRE

Sample wt/vol: 15 (g/mL) G Lab File ID: A\C37613.D

Level: (low/med) LOW Date Received: 09/24/07

% Moisture: 12.4 Decanted: (Y/N) N Date Extracted: 09/24/07

Concentrated Extract Volume: 1000 (µL) Date Analyzed: 10/01/07

Injection Volume: 2 (µL) Dilution Factor: 1.00

GPC Cleanup: (Y/N) N pH: 6.0 Extraction: (Type) PFEX

CAS NO.	COMPOUND	CONCENTRATION UNITS: (µg/L or µg/Kg) UG/KG	Q
121-14-2	2,4-Dinitrotoluene	380	U
84-66-2	Diethylphthalate	140	J
7005-72-3	4-Chlorophenyl-phenylether	380	U
86-73-7	Fluorene	380	U
100-01-6	4-Nitroaniline	950	U
534-52-1	4,6-Dinitro-2-methylphenol	950	U
86-30-6	N-Nitrosodiphenylamine	380	U
101-55-3	4-Bromophenyl-phenylether	380	U
118-74-1	Hexachlorobenzene	380	U
87-86-5	Pentachlorophenol	950	U
85-01-8	Phenanthrene	380	U
120-12-7	Anthracene	380	U
86-74-8	Carbazole	380	U
84-74-2	Di-n-butyl phthalate	380	U
206-44-0	Fluoranthene	380	U
129-00-0	Pyrene	380	U
85-68-7	Butyl benzyl phthalate	380	U
91-94-1	3,3'-Dichlorobenzidine	380	U
56-55-3	Benzo(a)anthracene	380	U
218-01-9	Chrysene	380	U
117-81-7	Bis(2-ethylhexyl)phthalate	380	U
117-84-0	Di-n-octyl phthalate	380	U
205-99-2	Benzo(b)fluoranthene	380	U
207-08-9	Benzo(k)fluoranthene	380	U
50-32-8	Benzo(a)pyrene	380	U
193-39-5	Indeno(1,2,3-cd)pyrene	380	U
53-70-3	Dibenzo(a,h)anthracene	380	U
191-24-2	Benzo(g,h,i)perylene	380	U

(1) Cannot be separated from Diphenylamine

PSS111 S138

1G

SEMIVOLATILE ORGANICS ANALYSIS DATA SHEET
TENTATIVELY IDENTIFIED COMPOUNDS

EPA SAMPLE NO.

GPESB-2-2RE

Lab Name: H2M LABS, INC. Contract: _____

Lab Code: 10478 Case No.: KEY-PSS SAS No.: _____ SDG No.: PSS111

Matrix: (soil/water) SOIL Lab Sample ID: 0711076-001BRE

Sample wt/vol: 15 (g/mL) G Lab File ID: A\C37613.D

Level: (low/med) LOW Date Received: 09/24/07

% Moisture: 12.4 Decanted:(Y/N) N Date Extracted: 09/24/07

Concentrated Extract Volume: 1000 (µl) Date Analyzed: 10/01/07

Injection Volume: 2 (µl) Dilution Factor: 1.00

GPC Cleanup: (Y/N) N pH: 6.0 Extraction: (Type) PFEX

CONCENTRATION UNITS:

Number TICs found: 16 (µg/L or µg/Kg) UG/KG

CAS NUMBER	COMPOUND NAME	RT	EST.CONC.	Q
1. 141-79-7	3-Penten-2-one, 4-methyl-	3.58	580	AJN
2. 4161-60-8	2-Pentanone, 4-hydroxy-	3.77	460	AJN
3. 123-42-2	2-Pentanone, 4-hydroxy-4-methyl-	3.97	34000	AJN
4.	C3 Substituted benzene	4.50	10000	J
5. 541-02-6	Cyclopentasiloxane, decamethyl-	6.24	160	JNX
6.	unknown (10.02)	10.02	210	J
7. 105-76-0	2-Butenedioic acid (Z)-, dibutyl es	10.56	890	JN
8. 141-03-7	Butanedioic acid, dibutyl ester	10.80	340	JN
9.	unknown (12.01)	12.01	540	J
10.	unknown (13.44)	13.44	3300	J
11.	unknown (14.08)	14.08	220	J
12.	unknown (14.35)	14.35	7200	J
13. 112-39-0	Hexadecanoic acid, methyl ester	14.47	440	JN
14.	(DEL) Alkane: Straight-Chain	14.72	370	J
15.	unknown (15.48)	15.48	200	J
16.	unknown (15.63)	15.63	180	J
17.	unknown (16.22)	16.22	310	J
18.	unknown (16.38)	16.38	260	J
19.	unknown (16.83)	16.83	180	J
20.	unknown (16.91)	16.91	280	J
21.	unknown (17.58)	17.58	370	J

PSS111 S139

1E

PESTICIDE ORGANICS ANALYSIS DATA SHEET

EPA SAMPLE NO.

GPESB-2-2

Lab Name: H2M LABS, INC. Contract: _____

Lab Code: 10478 Case No.: KEY-PSS SAS No.: _____ SDG No.: PSS111

Matrix: (soil/water) SOIL Lab Sample ID: 0711076-001b

Sample wt/vol: 15 (g/mL) G Lab File ID: a00568.raw

% Moisture: 12.4 Decanted: (Y/N) N Date Received: 09/24/07

Extraction: (Type) PFEX Date Extracted: 09/24/07

Concentrated Extract Volume: 5000 (uL) Date Analyzed: 09/29/07

Injection Volume: 0.5 (uL) Dilution Factor: 1.00

GPC Cleanup: (Y/N) N pH: 6.0 Sulfur Cleanup: (Y/N) Y

CAS NO	COMPOUND	CONCENTRATION UNITS: (µg/L or µg/Kg) UG/KG	Q
12674-11-2	Aroclor 1016	38	U
11104-28-2	Aroclor 1221	76	U
11141-16-5	Aroclor 1232	38	U
53469-21-9	Aroclor 1242	38	U
12672-29-6	Aroclor 1248	38	U
11097-69-1	Aroclor 1254	38	U
11096-82-5	Aroclor 1260	38	U

PSS111 S140

U.S. EPA - CLP

1

INORGANIC ANALYSIS DATA SHEET

EPA SAMPLE NO

GPESB-2-2

Lab Name: H2M LABS, INC.

Lab Code: 10478 Case No. SAS No.: SDG No.: PSS111

Matrix (soil/water): SOIL Lab Sample ID: 0711076-001

Level (low/med): LOW Date Received: 9/24/2007

% Solids: 87.6

Concentration Units (ug/L or mg/kg dry weight): MG/KG

CAS No.	Analyte	Concentration	C	Q	M
7440-38-2	Arsenic	3.0		N*	P
7440-39-3	Barium	44.1		*	P
7440-43-9	Cadmium	0.037	U		P
7440-47-3	Chromium	15.6		N*E	P
57-12-5	Cyanide	0.57	U	N	CA
7439-92-1	Lead	7.7		E	P
7439-97-6	Mercury	0.019	U	*	CV
7782-49-2	Selenium	0.27	U	N	P
7440-22-4	Silver	0.060	B	N	P

Color Before: BROWN Clarity Before: Texture: MEDIUM

Color After: YELLOW Clarity After: CLEAR Artifacts:

Comments:

Date Reported: 10/18/07

PSS111 S141

1A

VOLATILE ORGANICS ANALYSIS DATA SHEET

EPA SAMPLE NO.

GPESB-3W-2

Lab Name: H2M LABS, INC. Contract: _____

Lab Code: 10478 Case No.: KEY-PSS SAS No.: _____ SDG No.: PSS111

Matrix: (soil/water) SOIL Lab Sample ID: 0711076-002A

Sample wt/vol: 5 (g/mL) G Lab File ID: 7\P37909.D

Level: (low/med) LOW Date Received: 09/24/07

% Moisture: not dec. 12.9 Date Analyzed: 10/02/07

GC Column: R-502.2 ID: .53 (mm) Dilution Factor: 1.00

Soil Extract Volume: _____ (µL) Soil Aliquot Volume (µL)

CONCENTRATION UNITS:

CAS NO.	COMPOUND	(µg/L or µg/Kg) UG/KG	Q
74-87-3	Chloromethane	11	U
74-83-9	Bromomethane	11	U
75-01-4	Vinyl chloride	11	U
75-00-3	Chloroethane	11	U
75-09-2	Methylene chloride	3	BJ
67-64-1	Acetone	11	U
75-35-4	1,1-Dichloroethene	11	U
75-15-0	Carbon disulfide	11	U
75-34-3	1,1-Dichloroethane	11	U
540-59-0	1,2-Dichloroethene (total)	11	U
67-66-3	Chloroform	11	U
107-06-2	1,2-Dichloroethane	11	U
78-93-3	2-Butanone	11	U
71-55-6	1,1,1-Trichloroethane	11	U
56-23-5	Carbon tetrachloride	11	U
75-27-4	Bromodichloromethane	11	U
78-87-5	1,2-Dichloropropane	11	U
10061-01-5	cis-1,3-Dichloropropene	11	U
79-01-6	Trichloroethene	11	U
124-48-1	Dibromochloromethane	11	U
79-00-5	1,1,2-Trichloroethane	11	U
71-43-2	Benzene	11	U
10061-02-6	trans-1,3-Dichloropropene	11	U
75-25-2	Bromoform	11	U
108-10-1	4-Methyl-2-pentanone	11	U
591-78-6	2-Hexanone	11	U
127-18-4	Tetrachloroethene	11	U
79-34-5	1,1,2,2-Tetrachloroethane	11	U
108-88-3	Toluene	11	U
108-90-7	Chlorobenzene	11	U
100-41-4	Ethylbenzene	11	U
100-42-5	Styrene	11	U
1330-20-7	Xylene (total)	11	U

PSS111 S142

1F

VOLATILE ORGANICS ANALYSIS DATA SHEET

TENTATIVELY IDENTIFIED COMPOUNDS

EPA SAMPLE NO.

GPESB-3W-2

Lab Name: H2M LABS, INC. Contract: _____

Lab Code: 10478 Case No.: KEY-PSS SAS No.: _____ SDG No.: PSS111

Matrix: (soil/water) SOIL Lab Sample ID: 0711076-002A

Sample wt/vol: 5 (g/mL) G Lab File ID: 7\P37909.D

Level: (low/med) LOW Date Received: 09/24/07

% Moisture: not dec. 12.9 Date Analyzed: 10/02/07

GC Column: R-502.2 ID: .53 (mm) Dilution Factor: 1.00

Soil Extract Volume: (µl) Soil Aliquot Volume: 0 (µL)

CONCENTRATION UNITS:

Number TICs found: 0 (µg/L or µg/Kg) UG/KG

CAS NUMBER	COMPOUND NAME	RT	EST.CONC.	Q

1C

SEMIVOLATILE ORGANICS ANALYSIS DATA SHEET

EPA SAMPLE NO.

GPESB-3W-2

Lab Name: H2M LABS, INC. Contract: _____

Lab Code: 10478 Case No.: KEY-PSS SAS No.: _____ SDG No.: PSS111

Matrix: (soil/water) SOIL Lab Sample ID: 0711076-002B

Sample wt/vol: 15 (g/mL) G Lab File ID: A\C37582.D

Level: (low/med) LOW Date Received: 09/24/07

% Moisture: 12.9 Decanted: (Y/N) N Date Extracted: 09/24/07

Concentrated Extract Volume: 1000 (µL) Date Analyzed: 09/28/07

Injection Volume: 2 (µL) Dilution Factor: 1.00

GPC Cleanup: (Y/N) N pH: 6.0 Extraction: (Type) PFEX

CONCENTRATION UNITS:

CAS NO.	COMPOUND	(µg/L or µg/Kg) UG/KG	Q
108-95-2	Phenol	380	U
111-44-4	Bis(2-chloroethyl)ether	380	U
95-57-8	2-Chlorophenol	380	U
541-73-1	1,3-Dichlorobenzene	380	U
106-46-7	1,4-Dichlorobenzene	380	U
95-50-1	1,2-Dichlorobenzene	380	U
95-48-7	2-Methylphenol	380	U
108-60-1	2,2'-oxybis(1-chloropropane)	380	U
106-44-5	4-Methylphenol	380	U
621-64-7	N-Nitroso-di-n-propylamine	380	U
67-72-1	Hexachloroethane	380	U
98-95-3	Nitrobenzene	380	U
78-59-1	Isophorone	380	U
88-75-5	2-Nitrophenol	380	U
105-67-9	2,4-Dimethylphenol	380	U
111-91-1	Bis(2-chloroethoxy)methane	380	U
120-83-2	2,4-Dichlorophenol	380	U
120-82-1	1,2,4-Trichlorobenzene	380	U
91-20-3	Naphthalene	380	U
106-47-8	4-Chloroaniline	380	U
87-68-3	Hexachlorobutadiene	380	U
59-50-7	4-Chloro-3-methylphenol	380	U
91-57-6	2-Methylnaphthalene	380	U
77-47-4	Hexachlorocyclopentadiene	380	U
88-06-2	2,4,6-Trichlorophenol	380	U
95-95-4	2,4,5-Trichlorophenol	950	U
91-58-7	2-Chloronaphthalene	380	U
88-74-4	2-Nitroaniline	950	U
131-11-3	Dimethylphthalate	380	U
208-96-8	Acenaphthylene	380	U
606-20-2	2,6-Dinitrotoluene	380	U
99-09-2	3-Nitroaniline	950	U
83-32-9	Acenaphthene	380	U
51-28-5	2,4-Dinitrophenol	950	U
100-02-7	4-Nitrophenol	950	U
132-64-9	Dibenzofuran	380	U

1D

SEMIVOLATILE ORGANICS ANALYSIS DATA SHEET

EPA SAMPLE NO.

GPESB-3W-2

Lab Name: H2M LABS, INC. Contract: _____

Lab Code: 10478 Case No.: KEY-PSS SAS No.: _____ SDG No.: PSS111

Matrix: (soil/water) SOIL Lab Sample ID: 0711076-002B

Sample wt/vol: 15 (g/mL) G Lab File ID: A\C37582.D

Level: (low/med) LOW Date Received: 09/24/07

% Moisture: 12.9 Decanted: (Y/N) N Date Extracted: 09/24/07

Concentrated Extract Volume: 1000 (µL) Date Analyzed: 09/28/07

Injection Volume: 2 (µL) Dilution Factor: 1.00

GPC Cleanup: (Y/N) N pH: 6.0 Extraction: (Type) PFEX

CONCENTRATION UNITS:

CAS NO.	COMPOUND	(µg/L or µg/Kg) UG/KG	Q
121-14-2	2,4-Dinitrotoluene	380	U
84-66-2	Diethylphthalate	380	U
7005-72-3	4-Chlorophenyl-phenylether	380	U
86-73-7	Fluorene	380	U
100-01-6	4-Nitroaniline	950	U
534-52-1	4,6-Dinitro-2-methylphenol	950	U
86-30-6	N-Nitrosodiphenylamine	380	U
101-55-3	4-Bromophenyl-phenylether	380	U
118-74-1	Hexachlorobenzene	380	U
87-86-5	Pentachlorophenol	950	U
85-01-8	Phenanthrene	380	U
120-12-7	Anthracene	380	U
86-74-8	Carbazole	380	U
84-74-2	Di-n-butyl phthalate	380	U
206-44-0	Fluoranthene	380	U
129-00-0	Pyrene	380	U
85-68-7	Butyl benzyl phthalate	380	U
91-94-1	3,3'-Dichlorobenzidine	380	U
56-55-3	Benzo(a)anthracene	380	U
218-01-9	Chrysene	380	U
117-81-7	Bis(2-ethylhexyl)phthalate	380	U
117-84-0	Di-n-octyl phthalate	380	U
205-99-2	Benzo(b)fluoranthene	380	U
207-08-9	Benzo(k)fluoranthene	380	U
50-32-8	Benzo(a)pyrene	380	U
193-39-5	Indeno(1,2,3-cd)pyrene	380	U
53-70-3	Dibenzo(a,h)anthracene	380	U
191-24-2	Benzo(g,h,i)perylene	380	U

(1) Cannot be separated from Diphenylamine

PSS111 S145

1G

SEMIVOLATILE ORGANICS ANALYSIS DATA SHEET
TENTATIVELY IDENTIFIED COMPOUNDS

EPA SAMPLE NO.

GPESB-3W-2

Lab Name: H2M LABS, INC. Contract: _____

Lab Code: 10478 Case No.: KEY-PSS SAS No.: _____ SDG No.: PSS111

Matrix: (soil/water) SOIL Lab Sample ID: 0711076-002B

Sample wt/vol: 15 (g/mL) G Lab File ID: A\C37582.D

Level: (low/med) LOW Date Received: 09/24/07

% Moisture: 12.9 Decanted:(Y/N) N Date Extracted: 09/24/07

Concentrated Extract Volume: 1000 (µl) Date Analyzed: 09/28/07

Injection Volume: 2 (µl) Dilution Factor: 1.00

GPC Cleanup: (Y/N) N pH: 6.0 Extraction: (Type) PFEX

CONCENTRATION UNITS:

Number TICs found: 4 (µg/L or µg/Kg) UG/KG

CAS NUMBER	COMPOUND NAME	RT	EST.CONC.	Q
1. 4161-60-8	2-Pentanone, 4-hydroxy-	3.78	510	AJN
2. 123-42-2	2-Pentanone, 4-hydroxy-4-methyl-	3.98	26000	AJN
3.	C3 Substituted benzene	4.53	9600	J
4.	unknown (16.25)	16.25	700	J
5.	unknown (16.93)	16.93	440	J
6.	unknown (20.53)	20.53	280	J

PSS111 S146

1E

PESTICIDE ORGANICS ANALYSIS DATA SHEET

EPA SAMPLE NO.

GPESB-3W-2

Lab Name: H2M LABS, INC. Contract: _____

Lab Code: 10478 Case No.: KEY-PSS SAS No.: _____ SDG No.: PSS111

Matrix: (soil/water) SOIL Lab Sample ID: 0711076-002b

Sample wt/vol: 15 (g/mL) G Lab File ID: a00569.raw

% Moisture: 12.9 Decanted: (Y/N) N Date Received: 09/24/07

Extraction: (Type) PFEX Date Extracted: 09/24/07

Concentrated Extract Volume: 5000 (uL) Date Analyzed: 09/29/07

Injection Volume: 0.5 (uL) Dilution Factor: 1.00

GPC Cleanup: (Y/N) N pH: 6.0 Sulfur Cleanup: (Y/N) Y

CAS NO	COMPOUND	CONCENTRATION UNITS: (µg/L or µg/Kg) UG/KG	Q
12674-11-2	Aroclor 1016	38	U
11104-28-2	Aroclor 1221	77	U
11141-16-5	Aroclor 1232	38	U
53469-21-9	Aroclor 1242	38	U
12672-29-6	Aroclor 1248	38	U
11097-69-1	Aroclor 1254	38	U
11096-82-5	Aroclor 1260	38	U

U.S. EPA - CLP

1

INORGANIC ANALYSIS DATA SHEET

EPA SAMPLE NO

GPESB-3W-2

Lab Name: H2M LABS, INC.

Lab Code: 10478 Case No. SAS No.: SDG No.: PSS111

Matrix (soil/water): SOIL Lab Sample ID: 0711076-002

Level (low/med): LOW Date Received: 9/24/2007

% Solids: 87.1

Concentration Units (ug/L or mg/kg dry weight): MG/KG

CAS No.	Analyte	Concentration	C	Q	M
7440-38-2	Arsenic	2.2		N*	P
7440-39-3	Barium	30.0		*	P
7440-43-9	Cadmium	0.037	U		P
7440-47-3	Chromium	17.5		N*E	P
57-12-5	Cyanide	0.57	U	N	CA
7439-92-1	Lead	6.9		E	P
7439-97-6	Mercury	0.019	U	*	CV
7782-49-2	Selenium	0.27	U	N	P
7440-22-4	Silver	0.078	B	N	P

Color Before: BROWN Clarity Before: Texture: COARSE

Color After: YELLOW Clarity After: CLEAR Artifacts:

Comments:

Date Reported: 10/18/07

PSS111 S148

1A

VOLATILE ORGANICS ANALYSIS DATA SHEET

EPA SAMPLE NO.

GPESB-4-2

Lab Name: H2M LABS, INC. Contract: _____

Lab Code: 10478 Case No.: KEY-PSS SAS No.: _____ SDG No.: PSS111

Matrix: (soil/water) SOIL Lab Sample ID: 0711076-003A

Sample wt/vol: 5 (g/mL) G Lab File ID: 7\P37910.D

Level: (low/med) LOW Date Received: 09/24/07

% Moisture: not dec. 14.3 Date Analyzed: 10/02/07

GC Column: R-502.2 ID: .53 (mm) Dilution Factor: 1.00

Soil Extract Volume: _____ (µL) Soil Aliquot Volume _____ (µL)

CAS NO.	COMPOUND	CONCENTRATION UNITS: (µg/L or µg/Kg) UG/KG	Q
74-87-3	Chloromethane	12	U
74-83-9	Bromomethane	12	U
75-01-4	Vinyl chloride	12	U
75-00-3	Chloroethane	12	U
75-09-2	Methylene chloride	3	BJ
67-64-1	Acetone	12	U
75-35-4	1,1-Dichloroethene	12	U
75-15-0	Carbon disulfide	12	U
75-34-3	1,1-Dichloroethane	12	U
540-59-0	1,2-Dichloroethene (total)	12	U
67-66-3	Chloroform	12	U
107-06-2	1,2-Dichloroethane	12	U
78-93-3	2-Butanone	12	U
71-55-6	1,1,1-Trichloroethane	12	U
56-23-5	Carbon tetrachloride	12	U
75-27-4	Bromodichloromethane	12	U
78-87-5	1,2-Dichloropropane	12	U
10061-01-5	cis-1,3-Dichloropropene	12	U
79-01-6	Trichloroethene	12	U
124-48-1	Dibromochloromethane	12	U
79-00-5	1,1,2-Trichloroethane	12	U
71-43-2	Benzene	12	U
10061-02-6	trans-1,3-Dichloropropene	12	U
75-25-2	Bromoform	12	U
108-10-1	4-Methyl-2-pentanone	12	U
591-78-6	2-Hexanone	12	U
127-18-4	Tetrachloroethene	12	U
79-34-5	1,1,2,2-Tetrachloroethane	12	U
108-88-3	Toluene	12	U
108-90-7	Chlorobenzene	12	U
100-41-4	Ethylbenzene	12	U
100-42-5	Styrene	12	U
1330-20-7	Xylene (total)	12	U

PSS111 S149

1F

VOLATILE ORGANICS ANALYSIS DATA SHEET

TENTATIVELY IDENTIFIED COMPOUNDS

EPA SAMPLE NO.

GPESB-4-2

Lab Name: H2M LABS, INC. Contract: _____

Lab Code: 10478 Case No.: KEY-PSS SAS No.: _____ SDG No.: PSS111

Matrix: (soil/water) SOIL Lab Sample ID: 0711076-003A

Sample wt/vol: 5 (g/mL) G Lab File ID: 7\P37910.D

Level: (low/med) LOW Date Received: 09/24/07

% Moisture: not dec. 14.3 Date Analyzed: 10/02/07

GC Column: R-502.2 ID: .53 (mm) Dilution Factor: 1.00

Soil Extract Volume: (µl) Soil Aliquot Volume: 0 (µL)

CONCENTRATION UNITS:

Number TICs found: 0 (µg/L or µg/Kg) UG/KG

CAS NUMBER	COMPOUND NAME	RT	EST.CONC.	Q

PSS111 S150

1C

SEMIVOLATILE ORGANICS ANALYSIS DATA SHEET

EPA SAMPLE NO.

GPESB-4-2

Lab Name: H2M LABS, INC. Contract: _____

Lab Code: 10478 Case No.: KEY-PSS SAS No.: _____ SDG No.: PSS111

Matrix: (soil/water) SOIL Lab Sample ID: 0711076-003B

Sample wt/vol: 15 (g/mL) G Lab File ID: A\C37583.D

Level: (low/med) LOW Date Received: 09/24/07

% Moisture: 14.3 Decanted: (Y/N) N Date Extracted: 09/24/07

Concentrated Extract Volume: 1000 (µL) Date Analyzed: 09/28/07

Injection Volume: 2 (µL) Dilution Factor: 1.00

GPC Cleanup: (Y/N) N pH: 6.0 Extraction: (Type) PFEX

CAS NO.	COMPOUND	CONCENTRATION UNITS: (µg/L or µg/Kg) UG/KG	Q
108-95-2	Phenol	390	U
111-44-4	Bis(2-chloroethyl)ether	390	U
95-57-8	2-Chlorophenol	390	U
541-73-1	1,3-Dichlorobenzene	390	U
106-46-7	1,4-Dichlorobenzene	390	U
95-50-1	1,2-Dichlorobenzene	390	U
95-48-7	2-Methylphenol	390	U
108-60-1	2,2'-oxybis(1-chloropropane)	390	U
106-44-5	4-Methylphenol	390	U
621-64-7	N-Nitroso-di-n-propylamine	390	U
67-72-1	Hexachloroethane	390	U
98-95-3	Nitrobenzene	390	U
78-59-1	Isophorone	390	U
88-75-5	2-Nitrophenol	390	U
105-67-9	2,4-Dimethylphenol	390	U
111-91-1	Bis(2-chloroethoxy)methane	390	U
120-83-2	2,4-Dichlorophenol	390	U
120-82-1	1,2,4-Trichlorobenzene	390	U
91-20-3	Naphthalene	390	U
106-47-8	4-Chloroaniline	390	U
87-68-3	Hexachlorobutadiene	390	U
59-50-7	4-Chloro-3-methylphenol	390	U
91-57-6	2-Methylnaphthalene	390	U
77-47-4	Hexachlorocyclopentadiene	390	U
88-06-2	2,4,6-Trichlorophenol	390	U
95-95-4	2,4,5-Trichlorophenol	970	U
91-58-7	2-Chloronaphthalene	390	U
88-74-4	2-Nitroaniline	970	U
131-11-3	Dimethylphthalate	390	U
208-96-8	Acenaphthylene	390	U
606-20-2	2,6-Dinitrotoluene	390	U
99-09-2	3-Nitroaniline	970	U
83-32-9	Acenaphthene	390	U
51-28-5	2,4-Dinitrophenol	970	U
100-02-7	4-Nitrophenol	970	U
132-64-9	Dibenzofuran	390	U

PSS111 S151

1D

SEMIVOLATILE ORGANICS ANALYSIS DATA SHEET

EPA SAMPLE NO.

GPESB-4-2

Lab Name: H2M LABS, INC. Contract: _____

Lab Code: 10478 Case No.: KEY-PSS SAS No.: _____ SDG No.: PSS111

Matrix: (soil/water) SOIL Lab Sample ID: 0711076-003B

Sample wt/vol: 15 (g/mL) G Lab File ID: A\C37583.D

Level: (low/med) LOW Date Received: 09/24/07

% Moisture: 14.3 Decanted: (Y/N) N Date Extracted: 09/24/07

Concentrated Extract Volume: 1000 (µL) Date Analyzed: 09/28/07

Injection Volume: 2 (µL) Dilution Factor: 1.00

GPC Cleanup: (Y/N) N pH: 6.0 Extraction: (Type) PFEX

CAS NO.	COMPOUND	CONCENTRATION UNITS: (µg/L or µg/Kg) UG/KG	Q
121-14-2	2,4-Dinitrotoluene	390	U
84-66-2	Diethylphthalate	390	U
7005-72-3	4-Chlorophenyl-phenylether	390	U
86-73-7	Fluorene	390	U
100-01-6	4-Nitroaniline	970	U
534-52-1	4,6-Dinitro-2-methylphenol	970	U
86-30-6	N-Nitrosodiphenylamine	390	U
101-55-3	4-Bromophenyl-phenylether	390	U
118-74-1	Hexachlorobenzene	390	U
87-86-5	Pentachlorophenol	970	U
85-01-8	Phenanthrene	390	U
120-12-7	Anthracene	390	U
86-74-8	Carbazole	390	U
84-74-2	Di-n-butyl phthalate	390	U
206-44-0	Fluoranthene	390	U
129-00-0	Pyrene	390	U
85-68-7	Butyl benzyl phthalate	390	U
91-94-1	3,3'-Dichlorobenzidine	390	U
56-55-3	Benzo(a)anthracene	390	U
218-01-9	Chrysene	390	U
117-81-7	Bis(2-ethylhexyl)phthalate	390	U
117-84-0	Di-n-octyl phthalate	390	U
205-99-2	Benzo(b)fluoranthene	390	U
207-08-9	Benzo(k)fluoranthene	390	U
50-32-8	Benzo(a)pyrene	390	U
193-39-5	Indeno(1,2,3-cd)pyrene	390	U
53-70-3	Dibenzo(a,h)anthracene	390	U
191-24-2	Benzo(g,h,i)perylene	390	U

(1) Cannot be separated from Diphenylamine

PSS111 S152

1G

SEMIVOLATILE ORGANICS ANALYSIS DATA SHEET
TENTATIVELY IDENTIFIED COMPOUNDS

EPA SAMPLE NO.

GPESB-4-2

Lab Name: H2M LABS, INC. Contract: _____

Lab Code: 10478 Case No.: KEY-PSS SAS No.: _____ SDG No.: PSS111

Matrix: (soil/water) SOIL Lab Sample ID: 0711076-003B

Sample wt/vol: 15 (g/mL) G Lab File ID: A\C37583.D

Level: (low/med) LOW Date Received: 09/24/07

% Moisture: 14.3 Decanted:(Y/N) N Date Extracted: 09/24/07

Concentrated Extract Volume: 1000 (µl) Date Analyzed: 09/28/07

Injection Volume: 2 (µl) Dilution Factor: 1.00

GPC Cleanup: (Y/N) N pH: 6.0 Extraction: (Type) PFEX

CONCENTRATION UNITS:

Number TICs found: 4 (µg/L or µg/Kg) UG/KG

CAS NUMBER	COMPOUND NAME	RT	EST.CONC.	Q
1. 4161-60-8	2-Pentanone, 4-hydroxy-	3.78	390	AJN
2. 123-42-2	2-Pentanone, 4-hydroxy-4-methyl-	3.98	25000	AJN
3.	C3 Substituted benzene	4.53	9400	J
4.	unknown (16.25)	16.25	610	J
5.	unknown (16.93)	16.93	410	J
6.	unknown (20.53)	20.53	210	J

PSS111 S153

1E

PESTICIDE ORGANICS ANALYSIS DATA SHEET

EPA SAMPLE NO.

GPESB-4-2

Lab Name: H2M LABS, INC. Contract: _____

Lab Code: 10478 Case No.: KEY-PSS SAS No.: _____ SDG No.: PSS111

Matrix: (soil/water) SOIL Lab Sample ID: 0711076-003b

Sample wt/vol: 15 (g/mL) G Lab File ID: a00570.raw

% Moisture: 14.3 Decanted: (Y/N) N Date Received: 09/24/07

Extraction: (Type) PFEX Date Extracted: 09/24/07

Concentrated Extract Volume: 5000 (uL) Date Analyzed: 09/29/07

Injection Volume: 0.5 (uL) Dilution Factor: 1.00

GPC Cleanup: (Y/N) N pH: 6.0 Sulfur Cleanup: (Y/N) Y

CAS NO	COMPOUND	CONCENTRATION UNITS: (µg/L or µg/Kg) UG/KG	Q
12674-11-2	Aroclor 1016	39	U
11104-28-2	Aroclor 1221	78	U
11141-16-5	Aroclor 1232	39	U
53469-21-9	Aroclor 1242	39	U
12672-29-6	Aroclor 1248	39	U
11097-69-1	Aroclor 1254	39	U
11096-82-5	Aroclor 1260	39	U

U.S. EPA - CLP

1

INORGANIC ANALYSIS DATA SHEET

EPA SAMPLE NO

GPESB-4-2

Lab Name: H2M LABS, INC.

Lab Code: 10478 Case No. SAS No.: SDG No.: PSS111

Matrix (soil/water): SOIL Lab Sample ID: 0711076-003

Level (low/med): LOW Date Received: 9/24/2007

% Solids: 85.7

Concentration Units (ug/L or mg/kg dry weight): MG/KG

CAS No.	Analyte	Concentration	C	Q	M
7440-38-2	Arsenic	3.4		N*	P
7440-39-3	Barium	37.1		*	P
7440-43-9	Cadmium	0.038	U		P
7440-47-3	Chromium	21.9		N*E	P
57-12-5	Cyanide	0.58	U	N	CA
7439-92-1	Lead	24.2		E	P
7439-97-6	Mercury	0.13		*	CV
7782-49-2	Selenium	0.28	U	N	P
7440-22-4	Silver	0.089	B	N	P

Color Before: BROWN Clarity Before: Texture: MEDIUM

Color After: YELLOW Clarity After: CLEAR Artifacts:

Comments:

Date Reported: 10/18/07

PSS111 S155

1A

VOLATILE ORGANICS ANALYSIS DATA SHEET

EPA SAMPLE NO.

GPESB-5W-2

Lab Name: H2M LABS, INC. Contract: _____

Lab Code: 10478 Case No.: KEY-PSS SAS No.: _____ SDG No.: PSS111

Matrix: (soil/water) SOIL Lab Sample ID: 0711076-004A

Sample wt/vol: 5 (g/mL) G Lab File ID: 7\P37911.D

Level: (low/med) LOW Date Received: 09/24/07

% Moisture: not dec. 15.3 Date Analyzed: 10/02/07

GC Column: R-502.2 ID: .53 (mm) Dilution Factor: 1.00

Soil Extract Volume: _____ (µL) Soil Aliquot Volume _____ (µL)

CAS NO.	COMPOUND	CONCENTRATION UNITS: (µg/L or µg/Kg) UG/KG	Q
74-87-3	Chloromethane	12	U
74-83-9	Bromomethane	12	U
75-01-4	Vinyl chloride	12	U
75-00-3	Chloroethane	12	U
75-09-2	Methylene chloride	4	BJ
67-64-1	Acetone	12	U
75-35-4	1,1-Dichloroethene	12	U
75-15-0	Carbon disulfide	12	U
75-34-3	1,1-Dichloroethane	12	U
540-59-0	1,2-Dichloroethene (total)	12	U
67-66-3	Chloroform	12	U
107-06-2	1,2-Dichloroethane	12	U
78-93-3	2-Butanone	12	U
71-55-6	1,1,1-Trichloroethane	12	U
56-23-5	Carbon tetrachloride	12	U
75-27-4	Bromodichloromethane	12	U
78-87-5	1,2-Dichloropropane	12	U
10061-01-5	cis-1,3-Dichloropropene	12	U
79-01-6	Trichloroethene	12	U
124-48-1	Dibromochloromethane	12	U
79-00-5	1,1,2-Trichloroethane	12	U
71-43-2	Benzene	12	U
10061-02-6	trans-1,3-Dichloropropene	12	U
75-25-2	Bromoform	12	U
108-10-1	4-Methyl-2-pentanone	12	U
591-78-6	2-Hexanone	12	U
127-18-4	Tetrachloroethene	12	U
79-34-5	1,1,2,2-Tetrachloroethane	12	U
108-88-3	Toluene	12	U
108-90-7	Chlorobenzene	12	U
100-41-4	Ethylbenzene	12	U
100-42-5	Styrene	12	U
1330-20-7	Xylene (total)	12	U

PSS111 S156

1F

VOLATILE ORGANICS ANALYSIS DATA SHEET

TENTATIVELY IDENTIFIED COMPOUNDS

EPA SAMPLE No.

[illegible]

Lab Name: H2M LABS, INC. Contract: _____

Lab Code: 10478 Case No.: KEY-PSS SAS No.: _____ SDG No.: [illegible]

Matrix: (soil/water) SOIL Lab Sample ID: [illegible]

Sample wt/vol: 5 (g/mL) G Lab File ID: [illegible]

Level: (low/med) LOW Date Received: [illegible]

% Moisture: not dec. 15.3 Date Analyzed: [illegible]

GC Column: R-502.2 ID: .53 (mm) Dilution Factor: [illegible]

Soil Extract Volume: (pl) Soil Aliquot Volume: [illegible]

CONCENTRATION UNITS:

Number TICs found: 0 (µg/L or µg/Kg) UG/KG

CAS NUMBER	COMPOUND NAME	RT	EST. CONC.	Q

FORM I VOA-TIC

OLM 4.2

PSS111 S157

1C

SEMIVOLATILE ORGANICS ANALYSIS DATA SHEET

EPA SAMPLE NO.

GPESB-5W-2

Lab Name: H2M LABS, INC. Contract: _____

Lab Code: 10478 Case No.: KEY-PSS SAS No.: _____ SDG No.: PSS111

Matrix: (soil/water) SOIL Lab Sample ID: 0711076-004B

Sample wt/vol: 15 (g/mL) G Lab File ID: A\C37584.D

Level: (low/med) LOW Date Received: 09/24/07

% Moisture: 15.3 Decanted: (Y/N) N Date Extracted: 09/24/07

Concentrated Extract Volume: 1000 (µL) Date Analyzed: 09/28/07

Injection Volume: 2 (µL) Dilution Factor: 1.00

GPC Cleanup: (Y/N) N pH: 7.0 Extraction: (Type) PFEX

CAS NO.	COMPOUND	CONCENTRATION UNITS: (µg/L or µg/Kg) UG/KG	Q
108-95-2	Phenol	390	U
111-44-4	Bis(2-chloroethyl)ether	390	U
95-57-8	2-Chlorophenol	390	U
541-73-1	1,3-Dichlorobenzene	390	U
106-46-7	1,4-Dichlorobenzene	390	U
95-50-1	1,2-Dichlorobenzene	390	U
95-48-7	2-Methylphenol	390	U
108-60-1	2,2'-oxybis(1-chloropropane)	390	U
106-44-5	4-Methylphenol	390	U
621-64-7	N-Nitroso-di-n-propylamine	390	U
67-72-1	Hexachloroethane	390	U
98-95-3	Nitrobenzene	390	U
78-59-1	Isophorone	390	U
88-75-5	2-Nitrophenol	390	U
105-67-9	2,4-Dimethylphenol	390	U
111-91-1	Bis(2-chloroethoxy)methane	390	U
120-83-2	2,4-Dichlorophenol	390	U
120-82-1	1,2,4-Trichlorobenzene	390	U
91-20-3	Naphthalene	390	U
106-47-8	4-Chloroaniline	390	U
87-68-3	Hexachlorobutadiene	390	U
59-50-7	4-Chloro-3-methylphenol	390	U
91-57-6	2-Methylnaphthalene	390	U
77-47-4	Hexachlorocyclopentadiene	390	U
88-06-2	2,4,6-Trichlorophenol	390	U
95-95-4	2,4,5-Trichlorophenol	980	U
91-58-7	2-Chloronaphthalene	390	U
88-74-4	2-Nitroaniline	980	U
131-11-3	Dimethylphthalate	390	U
208-96-8	Acenaphthylene	390	U
606-20-2	2,6-Dinitrotoluene	390	U
99-09-2	3-Nitroaniline	980	U
83-32-9	Acenaphthene	390	U
51-28-5	2,4-Dinitrophenol	980	U
100-02-7	4-Nitrophenol	980	U
132-64-9	Dibenzofuran	390	U

PSS111 S158

1D

SEMIVOLATILE ORGANICS ANALYSIS DATA SHEET

EPA SAMPLE NO.

GPESB-5W-2

Lab Name: H2M LABS, INC. Contract: _____

Lab Code: 10478 Case No.: KEY-PSS SAS No.: _____ SDG No.: PSS111

Matrix: (soil/water) SOIL Lab Sample ID: 0711076-004B

Sample wt/vol: 15 (g/mL) G Lab File ID: A\C37584.D

Level: (low/med) LOW Date Received: 09/24/07

% Moisture: 15.3 Decanted: (Y/N) N Date Extracted: 09/24/07

Concentrated Extract Volume: 1000 (µL) Date Analyzed: 09/28/07

Injection Volume: 2 (µL) Dilution Factor: 1.00

GPC Cleanup: (Y/N) N pH: 7.0 Extraction: (Type) PFEX

CAS NO.	COMPOUND	CONCENTRATION UNITS: (µg/L or µg/Kg) UG/KG	Q
121-14-2	2,4-Dinitrotoluene	390	U
84-66-2	Diethylphthalate	120	J
7005-72-3	4-Chlorophenyl-phenylether	390	U
86-73-7	Fluorene	390	U
100-01-6	4-Nitroaniline	980	U
534-52-1	4,6-Dinitro-2-methylphenol	980	U
86-30-6	N-Nitrosodiphenylamine	390	U
101-55-3	4-Bromophenyl-phenylether	390	U
118-74-1	Hexachlorobenzene	390	U
87-86-5	Pentachlorophenol	980	U
85-01-8	Phenanthrene	390	U
120-12-7	Anthracene	390	U
86-74-8	Carbazole	390	U
84-74-2	Di-n-butyl phthalate	390	U
206-44-0	Fluoranthene	390	U
129-00-0	Pyrene	390	U
85-68-7	Butyl benzyl phthalate	390	U
91-94-1	3,3'-Dichlorobenzidine	390	U
56-55-3	Benzo(a)anthracene	390	U
218-01-9	Chrysene	390	U
117-81-7	Bis(2-ethylhexyl)phthalate	390	U
117-84-0	Di-n-octyl phthalate	390	U
205-99-2	Benzo(b)fluoranthene	390	U
207-08-9	Benzo(k)fluoranthene	390	U
50-32-8	Benzo(a)pyrene	390	U
193-39-5	Indeno(1,2,3-cd)pyrene	390	U
53-70-3	Dibenzo(a,h)anthracene	390	U
191-24-2	Benzo(g,h,i)perylene	390	U

(1) Cannot be separated from Diphenylamine

PSS111 S159

1G

EPA SAMPLE NO.

GPESB-5W-2

SEMIVOLATILE ORGANICS ANALYSIS DATA SHEET
TENTATIVELY IDENTIFIED COMPOUNDS

Lab Name: H2M LABS, INC. Contract: _____

Lab Code: 10478 Case No.: KEY-PSS SAS No.: _____ SDG No.: PSS111

Matrix: (soil/water) SOIL Lab Sample ID: 0711076-004B

Sample wt/vol: 15 (g/mL) G Lab File ID: A\C37584.D

Level: (low/med) LOW Date Received: 09/24/07

% Moisture: 15.3 Decanted:(Y/N) N Date Extracted: 09/24/07

Concentrated Extract Volume: 1000 (µl) Date Analyzed: 09/28/07

Injection Volume: 2 (µl) Dilution Factor: 1.00

GPC Cleanup: (Y/N) N pH: 7.0 Extraction: (Type) PFEX

CONCENTRATION UNITS:

Number TICs found: 5 (µg/L or µg/Kg) UG/KG

CAS NUMBER	COMPOUND NAME	RT	EST.CONC.	Q
1. 141-79-7	3-Penten-2-one, 4-methyl-	3.60	200	AJN
2. 4161-60-8	2-Pentanone, 4-hydroxy-	3.78	340	AJN
3. 123-42-2	2-Pentanone, 4-hydroxy-4-methyl-	3.98	28000	AJN
4.	C3 Substituted benzene	4.53	8700	J
5.	unknown (15.66)	15.66	360	J
6.	unknown (16.25)	16.25	590	J
7.	unknown (16.94)	16.94	420	J
8.	unknown (20.53)	20.53	230	J

PSS111 S160

1E

PESTICIDE ORGANICS ANALYSIS DATA SHEET

EPA SAMPLE NO.

GPESB-5W-2

Lab Name: H2M LABS, INC. Contract: _____

Lab Code: 10478 Case No.: KEY-PSS SAS No.: _____ SDG No.: PSS111

Matrix: (soil/water) SOIL Lab Sample ID: 0711076-004b

Sample wt/vol: 15 (g/mL) G Lab File ID: a00571.raw

% Moisture: 15.3 Decanted: (Y/N) N Date Received: 09/24/07

Extraction: (Type) PFEX Date Extracted: 09/24/07

Concentrated Extract Volume: 5000 (uL) Date Analyzed: 09/29/07

Injection Volume: 0.5 (uL) Dilution Factor: 1.00

GPC Cleanup: (Y/N) N pH: 7.0 Sulfur Cleanup: (Y/N) Y

CAS NO	COMPOUND	CONCENTRATION UNITS: (µg/L or µg/Kg) UG/KG	Q
12674-11-2	Aroclor 1016	39	U
11104-28-2	Aroclor 1221	79	U
11141-16-5	Aroclor 1232	39	U
53469-21-9	Aroclor 1242	39	U
12672-29-6	Aroclor 1248	39	U
11097-69-1	Aroclor 1254	39	U
11096-82-5	Aroclor 1260	39	U

PSS111 S161

U.S. EPA - CLP

1

INORGANIC ANALYSIS DATA SHEET

EPA SAMPLE NO

GPESB-5W-2

Lab Name: H2M LABS, INC.

Lab Code: 10478 Case No. SAS No.: SDG No.: PSS111

Matrix (soil/water): SOIL Lab Sample ID: 0711076-004

Level (low/med): LOW Date Received: 9/24/2007

% Solids: 84.7

Concentration Units (ug/L or mg/kg dry weight): MG/KG

CAS No.	Analyte	Concentration	C	Q	M
7440-38-2	Arsenic	4.0		N*	P
7440-39-3	Barium	60.5		*	P
7440-43-9	Cadmium	0.038	U		P
7440-47-3	Chromium	26.3		N*E	P
57-12-5	Cyanide	0.59	U	N	CA
7439-92-1	Lead	110		E	P
7439-97-6	Mercury	0.13		*	CV
7782-49-2	Selenium	0.28	U	N	P
7440-22-4	Silver	0.081	B	N	P

Color Before: BROWN Clarity Before: Texture: COARSE

Color After: YELLOW Clarity After: CLEAR Artifacts:

Comments:

Date Reported: 10/18/07

PSS111 S162

1F

VOLATILE ORGANICS ANALYSIS DATA SHEET

TENTATIVELY IDENTIFIED COMPOUNDS

EPA SAMPLE NO.

GPESB-6W-2

Lab Name: H2M LABS, INC. Contract: _____

Lab Code: 10478 Case No.: KEY-PSS SAS No.: _____ SDG No.: PSS111

Matrix: (soil/water) SOIL Lab Sample ID: 0711076-005A

Sample wt/vol: 5 (g/mL) G Lab File ID: 7\P37912.D

Level: (low/med) LOW Date Received: 09/24/07

% Moisture: not dec. 19.7 Date Analyzed: 10/02/07

GC Column: R-502.2 ID: .53 (mm) Dilution Factor: 1.00

Soil Extract Volume: (µl) Soil Aliquot Volume: 0 (µL)

CONCENTRATION UNITS:

Number TICs found: 0 (µg/L or µg/Kg) UG/KG

CAS NUMBER	COMPOUND NAME	RT	EST.CONC.	Q

PSS111 S164

1C

SEMIVOLATILE ORGANICS ANALYSIS DATA SHEET

EPA SAMPLE NO.

GPESB-6W-2DL

Lab Name: H2M LABS, INC. Contract: _____

Lab Code: 10478 Case No.: KEY-PSS SAS No.: _____ SDG No.: PSS111

Matrix: (soil/water) SOIL Lab Sample ID: 0711076-005BDL

Sample wt/vol: 15 (g/mL) G Lab File ID: A\C37646.D

Level: (low/med) LOW Date Received: 09/24/07

% Moisture: 19.7 Decanted: (Y/N) N Date Extracted: 09/24/07

Concentrated Extract Volume: 1000 (µL) Date Analyzed: 10/03/07

Injection Volume: 2 (µL) Dilution Factor: 5.00

GPC Cleanup: (Y/N) N pH: 6.0 Extraction: (Type) PFEX

CAS NO.	COMPOUND	CONCENTRATION UNITS: (µg/L or µg/Kg) UG/KG	Q
108-95-2	Phenol	2100	U
111-44-4	Bis(2-chloroethyl)ether	2100	U
95-57-8	2-Chlorophenol	2100	U
541-73-1	1,3-Dichlorobenzene	2100	U
106-46-7	1,4-Dichlorobenzene	2100	U
95-50-1	1,2-Dichlorobenzene	2100	U
95-48-7	2-Methylphenol	2100	U
108-60-1	2,2'-oxybis(1-chloropropane)	2100	U
106-44-5	4-Methylphenol	2100	U
621-64-7	N-Nitroso-di-n-propylamine	2100	U
67-72-1	Hexachloroethane	2100	U
98-95-3	Nitrobenzene	2100	U
78-59-1	Isophorone	2100	U
88-75-5	2-Nitrophenol	2100	U
105-67-9	2,4-Dimethylphenol	2100	U
111-91-1	Bis(2-chloroethoxy)methane	2100	U
120-83-2	2,4-Dichlorophenol	2100	U
120-82-1	1,2,4-Trichlorobenzene	2100	U
91-20-3	Naphthalene	16000	D
106-47-8	4-Chloroaniline	2100	U
87-68-3	Hexachlorobutadiene	2100	U
59-50-7	4-Chloro-3-methylphenol	2100	U
91-57-6	2-Methylnaphthalene	6100	D
77-47-4	Hexachlorocyclopentadiene	2100	U
88-06-2	2,4,6-Trichlorophenol	2100	U
95-95-4	2,4,5-Trichlorophenol	5200	U
91-58-7	2-Chloronaphthalene	2100	U
88-74-4	2-Nitroaniline	5200	U
131-11-3	Dimethylphthalate	2100	U
208-96-8	Acenaphthylene	3300	D
606-20-2	2,6-Dinitrotoluene	2100	U
99-09-2	3-Nitroaniline	5200	U
83-32-9	Acenaphthene	2100	U
51-28-5	2,4-Dinitrophenol	5200	U
100-02-7	4-Nitrophenol	5200	U
132-64-9	Dibenzofuran	1100	DJ

Use initial run as good

PSS111 S168

1D

SEMIVOLATILE ORGANICS ANALYSIS DATA SHEET

EPA SAMPLE NO.

GPESB-6W-2DL

Lab Name: H2M LABS, INC. Contract: _____

Lab Code: 10478 Case No.: KEY-PSS SAS No.: _____ SDG No.: PSS111

Matrix: (soil/water) SOIL Lab Sample ID: 0711076-005BDL

Sample wt/vol: 15 (g/mL) G Lab File ID: A\C37646.D

Level: (low/med) LOW Date Received: 09/24/07

% Moisture: 19.7 Decanted: (Y/N) N Date Extracted: 09/24/07

Concentrated Extract Volume: 1000 (µL) Date Analyzed: 10/03/07

Injection Volume: 2 (µL) Dilution Factor: 5.00

GPC Cleanup: (Y/N) N pH: 6.0 Extraction: (Type) PFEX

CAS NO.	COMPOUND	CONCENTRATION UNITS: (µg/L or µg/Kg) UG/KG	Q
121-14-2	2,4-Dinitrotoluene	2100	U
84-66-2	Diethylphthalate	2100	U
7005-72-3	4-Chlorophenyl-phenylether	2100	U
86-73-7	Fluorene	1300	DJ
100-01-6	4-Nitroaniline	5200	U
534-52-1	4,6-Dinitro-2-methylphenol	5200	U
86-30-6	N-Nitrosodiphenylamine	2100	U
101-55-3	4-Bromophenyl-phenylether	2100	U
118-74-1	Hexachlorobenzene	2100	U
87-86-5	Pentachlorophenol	5200	U
85-01-8	Phenanthrene	14000	D
120-12-7	Anthracene	560	DJ
86-74-8	Carbazole	2100	U
84-74-2	Di-n-butyl phthalate	2100	U
206-44-0	Fluoranthene	8700	D
129-00-0	Pyrene	12000	D
85-68-7	Butyl benzyl phthalate	2100	U
91-94-1	3,3'-Dichlorobenzidine	2100	U
56-55-3	Benzo(a)anthracene	5100	D
218-01-9	Chrysene	7700	D
117-81-7	Bis(2-ethylhexyl)phthalate	2100	U
117-84-0	Di-n-octyl phthalate	2100	U
205-99-2	Benzo(b)fluoranthene	4200	D
207-08-9	Benzo(k)fluoranthene	3000	D
50-32-8	Benzo(a)pyrene	710	DJ
193-39-5	Indeno(1,2,3-cd)pyrene	800	DJ
53-70-3	Dibenzo(a,h)anthracene	2100	U
191-24-2	Benzo(g,h,i)perylene	700	DJ

(1) Cannot be separated from Diphenylamine

PSS111 S169

1G

SEMIVOLATILE ORGANICS ANALYSIS DATA SHEET
TENTATIVELY IDENTIFIED COMPOUNDS

EPA SAMPLE NO.

GPESB-6W-2DL

Lab Name: H2M LABS, INC. Contract: ____

Lab Code: 10478 Case No.: KEY-PSS SAS No.: ____ SDG No.: PSS111

Matrix: (soil/water) SOIL Lab Sample ID: 0711076-005BDL

Sample wt/vol: 15 (g/mL) G Lab File ID: A\C37646.D

Level: (low/med) LOW Date Received: 09/24/07

% Moisture: 19.7 Decanted:(Y/N) N Date Extracted: 09/24/07

Concentrated Extract Volume: 1000 (µl) Date Analyzed: 10/03/07

Injection Volume: 2 (µl) Dilution Factor: 5.00

GPC Cleanup: (Y/N) N pH: 6.0 Extraction: (Type) PFEX

CONCENTRATION UNITS:

Number TICs found: 22 (µg/L or µg/Kg) UG/KG

CAS NUMBER	COMPOUND NAME	RT	EST.CONC.	Q
1.	2-Pentanone, 4-hydroxy-4-methyl-	3.90	29000	AJD
2.	unknown (4.28)	4.28	740000	JD
3.	C3 Substituted benzene (5.16)	5.16	890000	JD
4.	C3 Substituted benzene (5.19)	5.19	180000	JD
5.	unknown (5.62)	5.62	320000	JD
6.	unknown (6.05)	6.05	170000	JD
7.	unknown (6.1)	6.10	78000	JD
8.	unknown (6.46)	6.46	320000	JD
9.	C4 Substituted benzene (6.66)	6.66	29000	JD
10.	C4 Substituted benzene (6.74)	6.74	46000	JD
11.	substituted methylphenyl ethanone	6.85	10000	JD
12.	Substituted benzene (7.47)	7.47	170000	JD
13.	unknown (7.58)	7.58	200000	JD
14. 119-65-3	Isoquinoline	7.95	20000	JND
15.	unknown (8.05)	8.05	14000	JD
16.	unknown aromatic (8.42)	8.42	38000	JD
17.	unknown (8.48)	8.48	9200	JD
18.	Substituted benzene (8.60)	8.60	11000	JD
19.	unknown (12.93)	12.93	74000	JD
20.	Substituted benzene (13.38)	13.38	85000	JD
21.	unknown aromatic (13.71)	13.71	30000	JD
22.	Substituted benzene (13.74)	13.74	37000	JD
23. 10544-50-0	cyclic octaatomic sulfur	14.28	300000	JND

PSS111 S170

1A

VOLATILE ORGANICS ANALYSIS DATA SHEET

EPA SAMPLE NO.

GPESB-6W-3

Lab Name: H2M LABS, INC. Contract: _____

Lab Code: 10478 Case No.: KEY-PSS SAS No.: _____ SDG No.: PSS111

Matrix: (soil/water) SOIL Lab Sample ID: 0711076-006A

Sample wt/vol: 5 (g/mL) G Lab File ID: 7\P37913.D

Level: (low/med) LOW Date Received: 09/24/07

% Moisture: not dec. 49.9 Date Analyzed: 10/02/07

GC Column: R-502.2 ID: .53 (mm) Dilution Factor: 1.00

Soil Extract Volume: _____ (µL) Soil Aliquot Volume _____ (µL)

CONCENTRATION UNITS:

CAS NO.	COMPOUND	(µg/L or µg/Kg) UG/KG	Q
74-87-3	Chloromethane	20	U
74-83-9	Bromomethane	20	U
75-01-4	Vinyl chloride	20	U
75-00-3	Chloroethane	20	U
75-09-2	Methylene chloride	3	BJ
67-64-1	Acetone	20	U
75-35-4	1,1-Dichloroethene	20	U
75-15-0	Carbon disulfide	20	U
75-34-3	1,1-Dichloroethane	20	U
540-59-0	1,2-Dichloroethene (total)	20	U
67-66-3	Chloroform	20	U
107-06-2	1,2-Dichloroethane	20	U
78-93-3	2-Butanone	20	U
71-55-6	1,1,1-Trichloroethane	20	U
56-23-5	Carbon tetrachloride	20	U
75-27-4	Bromodichloromethane	20	U
78-87-5	1,2-Dichloropropane	20	U
10061-01-5	cis-1,3-Dichloropropene	20	U
79-01-6	Trichloroethene	20	U
124-48-1	Dibromochloromethane	20	U
79-00-5	1,1,2-Trichloroethane	20	U
71-43-2	Benzene	20	U
10061-02-6	trans-1,3-Dichloropropene	20	U
75-25-2	Bromoform	20	U
108-10-1	4-Methyl-2-pentanone	20	U
591-78-6	2-Hexanone	20	U
127-18-4	Tetrachloroethene	20	U
79-34-5	1,1,2,2-Tetrachloroethane	20	U
108-88-3	Toluene	20	U
108-90-7	Chlorobenzene	20	U
100-41-4	Ethylbenzene	20	U
100-42-5	Styrene	20	U
1330-20-7	Xylene (total)	20	U

PSS111 S173

1F

VOLATILE ORGANICS ANALYSIS DATA SHEET

TENTATIVELY IDENTIFIED COMPOUNDS

EPA SAMPLE NO.

GPESB-6W-3

Lab Name: H2M LABS, INC. Contract: _____

Lab Code: 10478 Case No.: KEY-PSS SAS No.: _____ SDG No.: PSS111

Matrix: (soil/water) SOIL Lab Sample ID: 0711076-006A

Sample wt/vol: 5 (g/mL) G Lab File ID: 7\P37913.D

Level: (low/med) LOW Date Received: 09/24/07

% Moisture: not dec. 49.9 Date Analyzed: 10/02/07

GC Column: R-502.2 ID: .53 (mm) Dilution Factor: 1.00

Soil Extract Volume: (µl) Soil Aliquot Volume: 0 (µL)

CONCENTRATION UNITS:

Number TICs found: 0 (µg/L or µg/Kg) UG/KG

CAS NUMBER	COMPOUND NAME	RT	EST.CONC.	Q

1C

SEMIVOLATILE ORGANICS ANALYSIS DATA SHEET

EPA SAMPLE NO.

GPESB-6W-3

Lab Name: H2M LABS, INC. Contract: _____

Lab Code: 10478 Case No.: KEY-PSS SAS No.: _____ SDG No.: PSS111

Matrix: (soil/water) SOIL Lab Sample ID: 0711076-006B

Sample wt/vol: 15 (g/mL) G Lab File ID: A\C37617.D

Level: (low/med) LOW Date Received: 09/24/07

% Moisture: 49.9 Decanted: (Y/N) N Date Extracted: 09/24/07

Concentrated Extract Volume: 1000 (µL) Date Analyzed: 10/01/07

Injection Volume: 2 (µL) Dilution Factor: 1.00

GPC Cleanup: (Y/N) N pH: 6.0 Extraction: (Type) PFEX

CONCENTRATION UNITS:

CAS NO.	COMPOUND	(µg/L or µg/Kg) UG/KG	Q
108-95-2	Phenol	660	U
111-44-4	Bis(2-chloroethyl)ether	660	U
95-57-8	2-Chlorophenol	660	U
541-73-1	1,3-Dichlorobenzene	660	U
106-46-7	1,4-Dichlorobenzene	660	U
95-50-1	1,2-Dichlorobenzene	660	U
95-48-7	2-Methylphenol	660	U
108-60-1	2,2'-oxybis(1-chloropropane)	660	U
106-44-5	4-Methylphenol	660	U
621-64-7	N-Nitroso-di-n-propylamine	660	U
67-72-1	Hexachloroethane	660	U
98-95-3	Nitrobenzene	660	U
78-59-1	Isophorone	660	U
88-75-5	2-Nitrophenol	660	U
105-67-9	2,4-Dimethylphenol	660	U
111-91-1	Bis(2-chloroethoxy)methane	660	U
120-83-2	2,4-Dichlorophenol	660	U
120-82-1	1,2,4-Trichlorobenzene	660	U
91-20-3	Naphthalene	2000	
106-47-8	4-Chloroaniline	660	U
87-68-3	Hexachlorobutadiene	660	U
59-50-7	4-Chloro-3-methylphenol	660	U
91-57-6	2-Methylnaphthalene	1000	
77-47-4	Hexachlorocyclopentadiene	660	U
88-06-2	2,4,6-Trichlorophenol	660	U
95-95-4	2,4,5-Trichlorophenol	1700	U
91-58-7	2-Chloronaphthalene	660	U
88-74-4	2-Nitroaniline	1700	U
131-11-3	Dimethylphthalate	660	U
208-96-8	Acenaphthylene	420	J
606-20-2	2,6-Dinitrotoluene	660	U
99-09-2	3-Nitroaniline	1700	U
83-32-9	Acenaphthene	140	J
51-28-5	2,4-Dinitrophenol	1700	U
100-02-7	4-Nitrophenol	1700	U
132-64-9	Dibenzofuran	130	J

1D

SEMIVOLATILE ORGANICS ANALYSIS DATA SHEET

EPA SAMPLE NO.

GPESB-6W-3

Lab Name: H2M LABS, INC. Contract: _____

Lab Code: 10478 Case No.: KEY-PSS SAS No.: _____ SDG No.: PSS111

Matrix: (soil/water) SOIL Lab Sample ID: 0711076-006B

Sample wt/vol: 15 (g/mL) G Lab File ID: A\C37617.D

Level: (low/med) LOW Date Received: 09/24/07

% Moisture: 49.9 Decanted: (Y/N) N Date Extracted: 09/24/07

Concentrated Extract Volume: 1000 (µL) Date Analyzed: 10/01/07

Injection Volume: 2 (µL) Dilution Factor: 1.00

GPC Cleanup: (Y/N) N pH: 6.0 Extraction: (Type) PFEX

CAS NO.	COMPOUND	CONCENTRATION UNITS: (µg/L or µg/Kg) UG/KG	Q
121-14-2	2,4-Dinitrotoluene	660	U
84-66-2	Diethylphthalate	150	J
7005-72-3	4-Chlorophenyl-phenylether	660	U
86-73-7	Fluorene	220	J
100-01-6	4-Nitroaniline	1700	U
534-52-1	4,6-Dinitro-2-methylphenol	1700	U
86-30-6	N-Nitrosodiphenylamine	660	U
101-55-3	4-Bromophenyl-phenylether	660	U
118-74-1	Hexachlorobenzene	660	U
87-86-5	Pentachlorophenol	1700	U
85-01-8	Phenanthrene	2700	
120-12-7	Anthracene	550	J
86-74-8	Carbazole	270	J
84-74-2	Di-n-butyl phthalate	660	U
206-44-0	Fluoranthene	4200	
129-00-0	Pyrene	5400	
85-68-7	Butyl benzyl phthalate	660	U
91-94-1	3,3'-Dichlorobenzidine	660	U
56-55-3	Benzo(a)anthracene	2000	
218-01-9	Chrysene	2500	
117-81-7	Bis(2-ethylhexyl)phthalate	660	U
117-84-0	Di-n-octyl phthalate	660	U
205-99-2	Benzo(b)fluoranthene	2400	
207-08-9	Benzo(k)fluoranthene	840	
50-32-8	Benzo(a)pyrene	1200	
193-39-5	Indeno(1,2,3-cd)pyrene	380	J
53-70-3	Dibenzo(a,h)anthracene	660	U
191-24-2	Benzo(g,h,i)perylene	360	J

(1) Cannot be separated from Diphenylamine

PSS111 S176

1G

EPA SAMPLE NO.

GPESB-6W-3

SEMIVOLATILE ORGANICS ANALYSIS DATA SHEET

TENTATIVELY IDENTIFIED COMPOUNDS

Lab Name: H2M LABS, INC. Contract: _____

Lab Code: 10478 Case No.: KEY-PSS SAS No.: _____ SDG No.: PSS111

Matrix: (soil/water) SOIL Lab Sample ID: 0711076-006B

Sample wt/vol: 15 (g/mL) G Lab File ID: A\C37617.D

Level: (low/med) LOW Date Received: 09/24/07

% Moisture: 49.9 Decanted:(Y/N) N Date Extracted: 09/24/07

Concentrated Extract Volume: 1000 (µl) Date Analyzed: 10/01/07

Injection Volume: 2 (µl) Dilution Factor: 1.00

GPC Cleanup: (Y/N) N pH: 6.0 Extraction: (Type) PFEX

CONCENTRATION UNITS:

Number TICs found: 21 (µg/L or µg/Kg) UG/KG

CAS NUMBER	COMPOUND NAME	RT	EST.CONC.	Q
1.	unknown (3.54)	3.54	3200	J
2. 123-42-2	2-Pentanone, 4-hydroxy-4-methyl-	3.96	43000	AJN
3.	unknown (4.27)	4.27	66000	J
4.	C3 Substituted benzene (4.5)	4.50	17000	J
5.	C3 Substituted benzene (5.13)	5.13	78000	J
6.	C3 Substituted benzene (5.17)	5.17	39000	J
7. 95-13-6	Indene	5.60	28000	JN
8.	C3 Substituted benzene (6.05)	6.05	17000	J
9.	C4 Substituted benzene (6.1)	6.10	8900	J
10.	unknown (6.42)	6.42	67000	J
11.	C4 Substituted benzene (6.65)	6.65	6300	J
12.	C4 Substituted benzene (6.73)	6.73	12000	J
13.	Substituted benzene (7.44)	7.44	37000	J
14.	Substituted benzene (7.54)	7.54	48000	J
15. 119-65-3	Isoquinoline	7.93	6100	JN
16.	unknown aromatic (8.42)	8.42	9000	J
17.	unknown aromatic (8.61)	8.61	3000	J
18.	unknown (8.64)	8.64	4000	J
19.	unknown (8.81)	8.81	4800	J
20.	unknown (8.91)	8.91	4200	J
21.	unknown (12.93)	12.93	6000	J
22.	unknown (13.71)	13.71	3200	J
23. 10544-50-0	cyclic octaatomic sulfur	14.27	110000	JN

PSS111 S177

1C

SEMIVOLATILE ORGANICS ANALYSIS DATA SHEET

EPA SAMPLE NO.

GPESB-6W-3RE

Lab Name: H2M LABS, INC. Contract: _____

Lab Code: 10478 Case No.: KEY-PSS SAS No.: _____ SDG No.: PSS111

Matrix: (soil/water) SOIL Lab Sample ID: 0711076-006BRE

Sample wt/vol: 15 (g/mL) G Lab File ID: A\C37649.D

Level: (low/med) LOW Date Received: 09/24/07

% Moisture: 49.9 Decanted: (Y/N) N Date Extracted: 09/24/07

Concentrated Extract Volume: 1000 (µL) Date Analyzed: 10/03/07

Injection Volume: 2 (µL) Dilution Factor: 1.00

GPC Cleanup: (Y/N) N pH: 6.0 Extraction: (Type) PFEX

CAS NO.	COMPOUND	CONCENTRATION UNITS: (µg/L or µg/Kg) UG/KG	Q
108-95-2	Phenol	660	U
111-44-4	Bis(2-chloroethyl)ether	660	U
95-57-8	2-Chlorophenol	660	U
541-73-1	1,3-Dichlorobenzene	660	U
106-46-7	1,4-Dichlorobenzene	660	U
95-50-1	1,2-Dichlorobenzene	660	U
95-48-7	2-Methylphenol	660	U
108-60-1	2,2'-oxybis(1-chloropropane)	660	U
106-44-5	4-Methylphenol	660	U
621-64-7	N-Nitroso-di-n-propylamine	660	U
67-72-1	Hexachloroethane	660	U
98-95-3	Nitrobenzene	660	U
78-59-1	Isophorone	660	U
88-75-5	2-Nitrophenol	660	U
105-67-9	2,4-Dimethylphenol	660	U
111-91-1	Bis(2-chloroethoxy)methane	660	U
120-83-2	2,4-Dichlorophenol	660	U
120-82-1	1,2,4-Trichlorobenzene	660	U
91-20-3	Naphthalene	2000	
106-47-8	4-Chloroaniline	660	U
87-68-3	Hexachlorobutadiene	660	U
59-50-7	4-Chloro-3-methylphenol	660	U
91-57-6	2-Methylnaphthalene	1000	
77-47-4	Hexachlorocyclopentadiene	660	U
88-06-2	2,4,6-Trichlorophenol	660	U
95-95-4	2,4,5-Trichlorophenol	1700	U
91-58-7	2-Chloronaphthalene	660	U
88-74-4	2-Nitroaniline	1700	U
131-11-3	Dimethylphthalate	660	U
208-96-8	Acenaphthylene	460	J
606-20-2	2,6-Dinitrotoluene	660	U
99-09-2	3-Nitroaniline	1700	U
83-32-9	Acenaphthene	170	J
51-28-5	2,4-Dinitrophenol	1700	U
100-02-7	4-Nitrophenol	1700	U
132-64-9	Dibenzofuran	660	U

1D

SEMIVOLATILE ORGANICS ANALYSIS DATA SHEET

EPA SAMPLE NO.

GPESB-6W-3RE

Lab Name: H2M LABS, INC. Contract: _____

Lab Code: 10478 Case No.: KEY-PSS SAS No.: _____ SDG No.: PSS111

Matrix: (soil/water) SOIL Lab Sample ID: 0711076-006BRE

Sample wt/vol: 15 (g/mL) G Lab File ID: A\C37649.D

Level: (low/med) LOW Date Received: 09/24/07

% Moisture: 49.9 Decanted: (Y/N) N Date Extracted: 09/24/07

Concentrated Extract Volume: 1000 (µL) Date Analyzed: 10/03/07

Injection Volume: 2 (µL) Dilution Factor: 1.00

GPC Cleanup: (Y/N) N pH: 6.0 Extraction: (Type) PFEX

CAS NO.	COMPOUND	CONCENTRATION UNITS: (µg/L or µg/Kg) UG/KG	Q
121-14-2	2,4-Dinitrotoluene	660	U
84-66-2	Diethylphthalate	180	J
7005-72-3	4-Chlorophenyl-phenylether	660	U
86-73-7	Fluorene	210	J
100-01-6	4-Nitroaniline	1700	U
534-52-1	4,6-Dinitro-2-methylphenol	1700	U
86-30-6	N-Nitrosodiphenylamine	660	U
101-55-3	4-Bromophenyl-phenylether	660	U
118-74-1	Hexachlorobenzene	660	U
87-86-5	Pentachlorophenol	1700	U
85-01-8	Phenanthrene	2700	
120-12-7	Anthracene	460	J
86-74-8	Carbazole	290	J
84-74-2	Di-n-butyl phthalate	660	U
206-44-0	Fluoranthene	4700	
129-00-0	Pyrene	4700	
85-68-7	Butyl benzyl phthalate	660	U
91-94-1	3,3'-Dichlorobenzidine	660	U
56-55-3	Benzo(a)anthracene	2200	
218-01-9	Chrysene	2200	
117-81-7	Bis(2-ethylhexyl)phthalate	660	U
117-84-0	Di-n-octyl phthalate	660	U
205-99-2	Benzo(b)fluoranthene	2000	
207-08-9	Benzo(k)fluoranthene	1100	
50-32-8	Benzo(a)pyrene	1200	
193-39-5	Indeno(1,2,3-cd)pyrene	380	J
53-70-3	Dibenzo(a,h)anthracene	660	U
191-24-2	Benzo(g,h,i)perylene	370	J

(1) Cannot be separated from Diphenylamine

1G

SEMIVOLATILE ORGANICS ANALYSIS DATA SHEET
TENTATIVELY IDENTIFIED COMPOUNDS

EPA SAMPLE NO.

GPESB-6W-3RE

Lab Name: H2M LABS, INC. Contract: _____

Lab Code: 10478 Case No.: KEY-PSS SAS No.: _____ SDG No.: PSS111

Matrix: (soil/water) SOIL Lab Sample ID: 0711076-006BRE

Sample wt/vol: 15 (g/mL) G Lab File ID: A\C37649.D

Level: (low/med) LOW Date Received: 09/24/07

% Moisture: 49.9 Decanted:(Y/N) N Date Extracted: 09/24/07

Concentrated Extract Volume: 1000 (µl) Date Analyzed: 10/03/07

Injection Volume: 2 (µl) Dilution Factor: 1.00

GPC Cleanup: (Y/N) N pH: 6.0 Extraction: (Type) PFEX

CONCENTRATION UNITS:

Number TICs found: 22 (µg/L or µg/Kg) UG/KG

CAS NUMBER	COMPOUND NAME	RT	EST.CONC.	Q
1. 123-42-2	2-Pentanone, 4-hydroxy-4-methyl-	3.95	51000	AJN
2.	unknown (4.26)	4.26	79000	J
3.	C3 Substituted benzene (4.49)	4.49	19000	J
4.	C3 Substituted benzene (5.15)	5.15	50000	J
5. 95-13-6	Indene	5.58	32000	JN
6.	C4 Substituted benzene (6.03)	6.03	20000	J
7.	C4 Substituted benzene (6.09)	6.09	9600	J
8.	unknown (6.41)	6.41	78000	J
9.	C4 Substituted benzene (6.63)	6.63	6300	J
10.	C4 Substituted benzene (6.71)	6.71	12000	J
11.	Substituted benzene (7.42)	7.42	41000	J
12.	Substituted benzene (7.53)	7.53	54000	J
13. 119-65-3	Isoquinoline	7.91	6200	JN
14. 1000190-15-5	3-Methyl-benzofuran	8.03	2600	JN
15.	unknown aromatic (8.4)	8.40	9300	J
16.	unknown aromatic (8.46)	8.46	2600	J
17.	unknown (8.59)	8.59	3300	J
18.	unknown (8.62)	8.62	5500	J
19.	unknown (8.79)	8.79	5200	J
20.	unknown (8.89)	8.89	7700	J
21.	unknown (12.91)	12.91	6300	J
22.	unknown (13.69)	13.69	3600	J
23. 10544-50-0	cyclic octaatomic sulfur	14.21	150000	JN

PSS111 S180

1E

PESTICIDE ORGANICS ANALYSIS DATA SHEET

EPA SAMPLE NO.

GPESB-6W-3

Lab Name: H2M LABS, INC. Contract: _____

Lab Code: 10478 Case No.: KEY-PSS SAS No.: _____ SDG No.: PSS111

Matrix: (soil/water) SOIL Lab Sample ID: 0711076-006b

Sample wt/vol: 15 (g/mL) G Lab File ID: a00573.raw

% Moisture: 49.9 Decanted: (Y/N) N Date Received: 09/24/07

Extraction: (Type) PFEX Date Extracted: 09/24/07

Concentrated Extract Volume: 5000 (uL) Date Analyzed: 09/29/07

Injection Volume: 0.5 (uL) Dilution Factor: 1.00

GPC Cleanup: (Y/N) N pH: 6.0 Sulfur Cleanup: (Y/N) Y

CAS NO	COMPOUND	CONCENTRATION UNITS: (µg/L or µg/Kg) UG/KG	Q
12674-11-2	Aroclor 1016	530	U
11104-28-2	Aroclor 1221	1100	U
11141-16-5	Aroclor 1232	530	U
53469-21-9	Aroclor 1242	530	U
12672-29-6	Aroclor 1248	530	U
11097-69-1	Aroclor 1254	530	U
11096-82-5	Aroclor 1260	530	U

U.S. EPA - CLP

1

INORGANIC ANALYSIS DATA SHEET

EPA SAMPLE NO

GPESB-6W-3

Lab Name: H2M LABS, INC.

Lab Code: 10478 Case No. SAS No.: SDG No.: PSS111

Matrix (soil/water): SOIL Lab Sample ID: 0711076-006

Level (low/med): LOW Date Received: 9/24/2007

% Solids: 50.1

Concentration Units (ug/L or mg/kg dry weight): MG/KG

CAS No.	Analyte	Concentration	C	Q	M
7440-38-2	Arsenic	9.8		N*	P
7440-39-3	Barium	449		*	P
7440-43-9	Cadmium	0.065	U		P
7440-47-3	Chromium	247		N*E	P
57-12-5	Cyanide	249		N	CA
7439-92-1	Lead	296		E	P
7439-97-6	Mercury	0.61		*	CV
7782-49-2	Selenium	3.8		N	P
7440-22-4	Silver	0.48	B	N	P

Color Before: BROWN Clarity Before: Texture: COARSE

Color After: YELLOW Clarity After: CLEAR Artifacts:

Comments:

Date Reported: 10/18/07

PSS111 S182

1A

VOLATILE ORGANICS ANALYSIS DATA SHEET

EPA SAMPLE NO.

GPESB-10-2

Lab Name: H2M LABS, INC. Contract: _____

Lab Code: 10478 Case No.: KEY-PSS SAS No.: _____ SDG No.: PSS111

Matrix: (soil/water) SOIL Lab Sample ID: 0711076-007A

Sample wt/vol: 5 (g/mL) G Lab File ID: 7\P37914.D

Level: (low/med) LOW Date Received: 09/24/07

% Moisture: not dec. 13.1 Date Analyzed: 10/02/07

GC Column: R-502.2 ID: .53 (mm) Dilution Factor: 1.00

Soil Extract Volume: _____ (µL) Soil Aliquot Volume (µL)

CAS NO.	COMPOUND	CONCENTRATION UNITS: (µg/L or µg/Kg) UG/KG	Q
74-87-3	Chloromethane	12	U
74-83-9	Bromomethane	12	U
75-01-4	Vinyl chloride	12	U
75-00-3	Chloroethane	12	U
75-09-2	Methylene chloride	4	BJ
67-64-1	Acetone	12	U
75-35-4	1,1-Dichloroethene	12	U
75-15-0	Carbon disulfide	12	U
75-34-3	1,1-Dichloroethane	12	U
540-59-0	1,2-Dichloroethene (total)	12	U
67-66-3	Chloroform	12	U
107-06-2	1,2-Dichloroethane	12	U
78-93-3	2-Butanone	12	U
71-55-6	1,1,1-Trichloroethane	12	U
56-23-5	Carbon tetrachloride	12	U
75-27-4	Bromodichloromethane	12	U
78-87-5	1,2-Dichloropropane	12	U
10061-01-5	cis-1,3-Dichloropropene	12	U
79-01-6	Trichloroethene	12	U
124-48-1	Dibromochloromethane	12	U
79-00-5	1,1,2-Trichloroethane	12	U
71-43-2	Benzene	12	U
10061-02-6	trans-1,3-Dichloropropene	12	U
75-25-2	Bromoform	12	U
108-10-1	4-Methyl-2-pentanone	12	U
591-78-6	2-Hexanone	12	U
127-18-4	Tetrachloroethene	12	U
79-34-5	1,1,2,2-Tetrachloroethane	12	U
108-88-3	Toluene	12	U
108-90-7	Chlorobenzene	12	U
100-41-4	Ethylbenzene	12	U
100-42-5	Styrene	12	U
1330-20-7	Xylene (total)	12	U

PSS111 S183

1F

VOLATILE ORGANICS ANALYSIS DATA SHEET

TENTATIVELY IDENTIFIED COMPOUNDS

EPA SAMPLE NO.

GPESB-10-2

Lab Name: H2M LABS, INC. Contract: _____

Lab Code: 10478 Case No.: KEY-PSS SAS No.: _____ SDG No.: PSS111

Matrix: (soil/water) SOIL Lab Sample ID: 0711076-007A

Sample wt/vol: 5 (g/mL) G Lab File ID: 7\P37914.D

Level: (low/med) LOW Date Received: 09/24/07

% Moisture: not dec. 13.1 Date Analyzed: 10/02/07

GC Column: R-502.2 ID: .53 (mm) Dilution Factor: 1.00

Soil Extract Volume: (µl) Soil Aliquot Volume: 0 (µL)

CONCENTRATION UNITS:

Number TICs found: 0 (µg/L or µg/Kg) UG/KG

CAS NUMBER	COMPOUND NAME	RT	EST.CONC.	Q

PSS111 S184

1C

SEMIVOLATILE ORGANICS ANALYSIS DATA SHEET

EPA SAMPLE NO.

GPESB-10-2

Lab Name: H2M LABS, INC. Contract: _____

Lab Code: 10478 Case No.: KEY-PSS SAS No.: _____ SDG No.: PSS111

Matrix: (soil/water) SOIL Lab Sample ID: 0711076-007B

Sample wt/vol: 15 (g/mL) G Lab File ID: A\C37585.D

Level: (low/med) LOW Date Received: 09/24/07

% Moisture: 13.1 Decanted: (Y/N) N Date Extracted: 09/24/07

Concentrated Extract Volume: 1000 (µL) Date Analyzed: 09/28/07

Injection Volume: 2 (µL) Dilution Factor: 1.00

GPC Cleanup: (Y/N) N pH: 6.0 Extraction: (Type) PFEX

CAS NO.	COMPOUND	CONCENTRATION UNITS: (µg/L or µg/Kg) UG/KG	Q
108-95-2	Phenol	380	U
111-44-4	Bis(2-chloroethyl)ether	380	U
95-57-8	2-Chlorophenol	380	U
541-73-1	1,3-Dichlorobenzene	380	U
106-46-7	1,4-Dichlorobenzene	380	U
95-50-1	1,2-Dichlorobenzene	380	U
95-48-7	2-Methylphenol	380	U
108-60-1	2,2'-oxybis(1-chloropropane)	380	U
106-44-5	4-Methylphenol	380	U
621-64-7	N-Nitroso-di-n-propylamine	380	U
67-72-1	Hexachloroethane	380	U
98-95-3	Nitrobenzene	380	U
78-59-1	Isophorone	380	U
88-75-5	2-Nitrophenol	380	U
105-67-9	2,4-Dimethylphenol	380	U
111-91-1	Bis(2-chloroethoxy)methane	380	U
120-83-2	2,4-Dichlorophenol	380	U
120-82-1	1,2,4-Trichlorobenzene	380	U
91-20-3	Naphthalene	380	U
106-47-8	4-Chloroaniline	380	U
87-68-3	Hexachlorobutadiene	380	U
59-50-7	4-Chloro-3-methylphenol	380	U
91-57-6	2-Methylnaphthalene	380	U
77-47-4	Hexachlorocyclopentadiene	380	U
88-06-2	2,4,6-Trichlorophenol	380	U
95-95-4	2,4,5-Trichlorophenol	960	U
91-58-7	2-Chloronaphthalene	380	U
88-74-4	2-Nitroaniline	960	U
131-11-3	Dimethylphthalate	380	U
208-96-8	Acenaphthylene	380	U
606-20-2	2,6-Dinitrotoluene	380	U
99-09-2	3-Nitroaniline	960	U
83-32-9	Acenaphthene	380	U
51-28-5	2,4-Dinitrophenol	960	U
100-02-7	4-Nitrophenol	960	U
132-64-9	Dibenzofuran	380	U

1D

SEMIVOLATILE ORGANICS ANALYSIS DATA SHEET

EPA SAMPLE NO.

GPESB-10-2

Lab Name: H2M LABS, INC. Contract: _____

Lab Code: 10478 Case No.: KEY-PSS SAS No.: _____ SDG No.: PSS111

Matrix: (soil/water) SOIL Lab Sample ID: 0711076-007B

Sample wt/vol: 15 (g/mL) G Lab File ID: A\C37585.D

Level: (low/med) LOW Date Received: 09/24/07

% Moisture: 13.1 Decanted: (Y/N) N Date Extracted: 09/24/07

Concentrated Extract Volume: 1000 (µL) Date Analyzed: 09/28/07

Injection Volume: 2 (µL) Dilution Factor: 1.00

GPC Cleanup: (Y/N) N pH: 6.0 Extraction: (Type) PFEX

CAS NO.	COMPOUND	CONCENTRATION UNITS: (µg/L or µg/Kg) UG/KG	Q
121-14-2	2,4-Dinitrotoluene	380	U
84-66-2	Diethylphthalate	380	U
7005-72-3	4-Chlorophenyl-phenylether	380	U
86-73-7	Fluorene	380	U
100-01-6	4-Nitroaniline	960	U
534-52-1	4,6-Dinitro-2-methylphenol	960	U
86-30-6	N-Nitrosodiphenylamine	380	U
101-55-3	4-Bromophenyl-phenylether	380	U
118-74-1	Hexachlorobenzene	380	U
87-86-5	Pentachlorophenol	960	U
85-01-8	Phenanthrene	380	U
120-12-7	Anthracene	380	U
86-74-8	Carbazole	380	U
84-74-2	Di-n-butyl phthalate	380	U
206-44-0	Fluoranthene	380	U
129-00-0	Pyrene	380	U
85-68-7	Butyl benzyl phthalate	380	U
91-94-1	3,3'-Dichlorobenzidine	380	U
56-55-3	Benzo(a)anthracene	380	U
218-01-9	Chrysene	380	U
117-81-7	Bis(2-ethylhexyl)phthalate	380	U
117-84-0	Di-n-octyl phthalate	380	U
205-99-2	Benzo(b)fluoranthene	380	U
207-08-9	Benzo(k)fluoranthene	380	U
50-32-8	Benzo(a)pyrene	380	U
193-39-5	Indeno(1,2,3-cd)pyrene	380	U
53-70-3	Dibenzo(a,h)anthracene	380	U
191-24-2	Benzo(g,h,i)perylene	380	U

(1) Cannot be separated from Diphenylamine

PSS111 S186

1G

EPA SAMPLE NO.

GPESB-10-2

SEMIVOLATILE ORGANICS ANALYSIS DATA SHEET
TENTATIVELY IDENTIFIED COMPOUNDS

Lab Name: H2M LABS, INC. Contract: ____

Lab Code: 10478 Case No.: KEY-PSS SAS No.: ____ SDG No.: PSS111

Matrix: (soil/water) SOIL Lab Sample ID: 0711076-007B

Sample wt/vol: 15 (g/mL) G Lab File ID: A\C37585.D

Level: (low/med) LOW Date Received: 09/24/07

% Moisture: 13.1 Decanted:(Y/N) N Date Extracted: 09/24/07

Concentrated Extract Volume: 1000 (µl) Date Analyzed: 09/28/07

Injection Volume: 2 (µl) Dilution Factor: 1.00

GPC Cleanup: (Y/N) N pH: 6.0 Extraction: (Type) PFEX

CONCENTRATION UNITS:

Number TICs found: 4 (µg/L or µg/Kg) UG/KG

CAS NUMBER	COMPOUND NAME	RT	EST.CONC.	Q
1. 141-79-7	3-Penten-2-one, 4-methyl-	3.60	200	AJN
2. 4161-60-8	2-Pentanone, 4-hydroxy-	3.78	320	AJN
3. 123-42-2	2-Pentanone, 4-hydroxy-4-methyl-	3.98	29000	AJN
4.	C3 Substituted benzene	4.53	8700	J
5.	unknown (16.25)	16.25	760	J
6.	unknown (16.93)	16.93	490	J
7.	unknown (20.54)	20.54	250	J

PSS111 S187

1E

PESTICIDE ORGANICS ANALYSIS DATA SHEET

EPA SAMPLE NO.

GPESB-10-2

Lab Name: H2M LABS, INC. Contract: _____

Lab Code: 10478 Case No.: KEY-PSS SAS No.: _____ SDG No.: PSS111

Matrix: (soil/water) SOIL Lab Sample ID: 0711076-007b

Sample wt/vol: 15 (g/mL) G Lab File ID: a00574.raw

% Moisture: 13.1 Decanted: (Y/N) N Date Received: 09/24/07

Extraction: (Type) PFEX Date Extracted: 09/24/07

Concentrated Extract Volume: 5000 (uL) Date Analyzed: 09/30/07

Injection Volume: 0.5 (uL) Dilution Factor: 1.00

GPC Cleanup: (Y/N) N pH: 6.0 Sulfur Cleanup: (Y/N) Y

CAS NO	COMPOUND	CONCENTRATION UNITS: (µg/L or µg/Kg) UG/KG	Q
12674-11-2	Aroclor 1016	38	U
11104-28-2	Aroclor 1221	77	U
11141-16-5	Aroclor 1232	38	U
53469-21-9	Aroclor 1242	38	U
12672-29-6	Aroclor 1248	38	U
11097-69-1	Aroclor 1254	38	U
11096-82-5	Aroclor 1260	38	U

U.S. EPA - CLP

1

INORGANIC ANALYSIS DATA SHEET

EPA SAMPLE NO

GPESB-10-2

Lab Name: H2M LABS, INC.

Lab Code: 10478 Case No. SAS No.: SDG No.: PSS111

Matrix (soil/water): SOIL Lab Sample ID: 0711076-007

Level (low/med): LOW Date Received: 9/24/2007

% Solids: 86.9

Concentration Units (ug/L or mg/kg dry weight): MG/KG

CAS No.	Analyte	Concentration	C	Q	M
7440-38-2	Arsenic	3.8		N*	P
7440-39-3	Barium	39.1		*	P
7440-43-9	Cadmium	0.037	U		P
7440-47-3	Chromium	25.3		N*E	P
57-12-5	Cyanide	0.58	U	N	CA
7439-92-1	Lead	38.4		E	P
7439-97-6	Mercury	0.24		*	CV
7782-49-2	Selenium	0.28	U	N	P
7440-22-4	Silver	0.15	B	N	P

Color Before: BROWN Clarity Before: Texture: MEDIUM

Color After: YELLOW Clarity After: CLEAR Artifacts:

Comments:

Date Reported: 10/18/07

PSS111 S189

1A

VOLATILE ORGANICS ANALYSIS DATA SHEET

EPA SAMPLE NO.

FB0924_S

Lab Name: H2M LABS, INC. Contract: _____

Lab Code: 10478 Case No.: KEY-PSS SAS No.: _____ SDG No.: PSS111

Matrix: (soil/water) WATER Lab Sample ID: 0711076-008A

Sample wt/vol: 5 (g/mL) ML Lab File ID: 7\P37884.D

Level: (low/med) LOW Date Received: 09/24/07

% Moisture: not dec. Date Analyzed: 09/28/07

GC Column: R-502.2 ID: .53 (mm) Dilution Factor: 1.00

Soil Extract Volume: _____ (µL) Soil Aliquot Volume _____ (µL)

CAS NO.	COMPOUND	CONCENTRATION UNITS: (µg/L or µg/Kg) UG/L	Q
74-87-3	Chloromethane	10	U
74-83-9	Bromomethane	10	U
75-01-4	Vinyl chloride	10	U
75-00-3	Chloroethane	10	U
75-09-2	Methylene chloride	10	U
67-64-1	Acetone	10	U
75-35-4	1,1-Dichloroethene	10	U
75-15-0	Carbon disulfide	10	U
75-34-3	1,1-Dichloroethane	10	U
540-59-0	1,2-Dichloroethene (total)	10	U
67-66-3	Chloroform	10	U
107-06-2	1,2-Dichloroethane	10	U
78-93-3	2-Butanone	10	U
71-55-6	1,1,1-Trichloroethane	10	U
56-23-5	Carbon tetrachloride	10	U
75-27-4	Bromodichloromethane	10	U
78-87-5	1,2-Dichloropropane	10	U
10061-01-5	cis-1,3-Dichloropropene	10	U
79-01-6	Trichloroethene	10	U
124-48-1	Dibromochloromethane	10	U
79-00-5	1,1,2-Trichloroethane	10	U
71-43-2	Benzene	10	U
10061-02-6	trans-1,3-Dichloropropene	10	U
75-25-2	Bromoform	10	U
108-10-1	4-Methyl-2-pentanone	10	U
591-78-6	2-Hexanone	10	U
127-18-4	Tetrachloroethene	10	U
79-34-5	1,1,2,2-Tetrachloroethane	10	U
108-88-3	Toluene	10	U
108-90-7	Chlorobenzene	10	U
100-41-4	Ethylbenzene	10	U
100-42-5	Styrene	10	U
1330-20-7	Xylene (total)	10	U

PSS111 S190

1F

VOLATILE ORGANICS ANALYSIS DATA SHEET

TENTATIVELY IDENTIFIED COMPOUNDS

EPA SAMPLE NO.

FB0924_S

Lab Name: H2M LABS, INC. Contract: _____

Lab Code: 10478 Case No.: KEY-PSS SAS No.: _____ SDG No.: PSS111

Matrix: (soil/water) WATER Lab Sample ID: 0711076-008A

Sample wt/vol: 5 (g/mL) ML Lab File ID: 7\P37884.D

Level: (low/med) LOW Date Received: 09/24/07

% Moisture: not dec. Date Analyzed: 09/28/07

GC Column: R-502.2 ID: .53 (mm) Dilution Factor: 1.00

Soil Extract Volume: (µl) Soil Aliquot Volume: 0 (µL)

CONCENTRATION UNITS:

Number TICs found: 0 (µg/L or µg/Kg) UG/L

CAS NUMBER	COMPOUND NAME	RT	EST.CONC.	Q

PSS111 S191

1C

SEMIVOLATILE ORGANICS ANALYSIS DATA SHEET

EPA SAMPLE NO.

FB0924_S

Lab Name: H2M LABS, INC. Contract: _____

Lab Code: 10478 Case No.: KEY-PSS SAS No.: _____ SDG No.: PSS111

Matrix: (soil/water) WATER Lab Sample ID: 0711076-008B

Sample wt/vol: 1000 (g/mL) ML Lab File ID: A\C37577.D

Level: (low/med) LOW Date Received: 09/24/07

% Moisture: Decanted: (Y/N) N Date Extracted: 09/26/07

Concentrated Extract Volume: 1000 (µL) Date Analyzed: 09/28/07

Injection Volume: 2 (µL) Dilution Factor: 1.00

GPC Cleanup: (Y/N) N pH: ____ Extraction: (Type) SEPF

CAS NO.	COMPOUND	CONCENTRATION UNITS: (µg/L or µg/Kg) UG/L	Q
108-95-2	Phenol	10	U
111-44-4	Bis(2-chloroethyl)ether	10	U
95-57-8	2-Chlorophenol	10	U
541-73-1	1,3-Dichlorobenzene	10	U
106-46-7	1,4-Dichlorobenzene	10	U
95-50-1	1,2-Dichlorobenzene	10	U
95-48-7	2-Methylphenol	10	U
108-60-1	2,2'-oxybis(1-Chloropropane)	10	U
106-44-5	4-Methylphenol	10	U
621-64-7	N-Nitroso-di-n-propylamine	10	U
67-72-1	Hexachloroethane	10	U
98-95-3	Nitrobenzene	10	U
78-59-1	Isophorone	10	U
88-75-5	2-Nitrophenol	10	U
105-67-9	2,4-Dimethylphenol	10	U
111-91-1	Bis(2-chloroethoxy)methane	10	U
120-83-2	2,4-Dichlorophenol	10	U
120-82-1	1,2,4-Trichlorobenzene	10	U
91-20-3	Naphthalene	10	U
106-47-8	4-Chloroaniline	10	U
87-68-3	Hexachlorobutadiene	10	U
59-50-7	4-Chloro-3-methylphenol	10	U
91-57-6	2-Methylnaphthalene	10	U
77-47-4	Hexachlorocyclopentadiene	10	U
88-06-2	2,4,6-Trichlorophenol	10	U
95-95-4	2,4,5-Trichlorophenol	25	U
91-58-7	2-Chloronaphthalene	10	U
88-74-4	2-Nitroaniline	25	U
131-11-3	Dimethylphthalate	10	U
208-96-8	Acenaphthylene	10	U
606-20-2	2,6-Dinitrotoluene	10	U
99-09-2	3-Nitroaniline	25	U
83-32-9	Acenaphthene	10	U
51-28-5	2,4-Dinitrophenol	25	U
100-02-7	4-Nitrophenol	25	U
132-64-9	Dibenzofuran	10	U

PSS111 S192

1D

SEMIVOLATILE ORGANICS ANALYSIS DATA SHEET

EPA SAMPLE NO.

FB0924_S

Lab Name: H2M LABS, INC. Contract: _____

Lab Code: 10478 Case No.: KEY-PSS SAS No.: _____ SDG No.: PSS111

Matrix: (soil/water) WATER Lab Sample ID: 0711076-008B

Sample wt/vol: 1000 (g/mL) ML Lab File ID: A\C37577.D

Level: (low/med) LOW Date Received: 09/24/07

% Moisture: Decanted: (Y/N) N Date Extracted: 09/26/07

Concentrated Extract Volume: 1000 (µL) Date Analyzed: 09/28/07

Injection Volume: 2 (µL) Dilution Factor: 1.00

GPC Cleanup: (Y/N) N pH: ____ Extraction: (Type) SEPF

CAS NO.	COMPOUND	CONCENTRATION UNITS: (µg/L or µg/Kg) UG/L	Q
121-14-2	2,4-Dinitrotoluene	10	U
84-66-2	Diethylphthalate	10	U
7005-72-3	4-Chlorophenyl-phenylether	10	U
86-73-7	Fluorene	10	U
100-01-6	4-Nitroaniline	25	U
534-52-1	4,6-Dinitro-2-methylphenol	25	U
86-30-6	N-Nitrosodiphenylamine	10	U
101-55-3	4-Bromophenyl-phenylether	10	U
118-74-1	Hexachlorobenzene	10	U
87-86-5	Pentachlorophenol	25	U
85-01-8	Phenanthrene	10	U
120-12-7	Anthracene	10	U
86-74-8	Carbazole	10	U
84-74-2	Di-n-butyl phthalate	2	J
206-44-0	Fluoranthene	10	U
129-00-0	Pyrene	10	U
85-68-7	Butyl benzyl phthalate	10	U
91-94-1	3,3'-Dichlorobenzidine	10	U
56-55-3	Benzo(a)anthracene	10	U
218-01-9	Chrysene	10	U
117-81-7	Bis(2-ethylhexyl)phthalate	10	U
117-84-0	Di-n-octyl phthalate	10	U
205-99-2	Benzo(b)fluoranthene	10	U
207-08-9	Benzo(k)fluoranthene	10	U
50-32-8	Benzo(a)pyrene	10	U
193-39-5	Indeno(1,2,3-cd)pyrene	10	U
53-70-3	Dibenzo(a,h)anthracene	10	U
191-24-2	Benzo(g,h,i)perylene	10	U

(1) Cannot be separated from Diphenylamine

PSS111 S193

1G

SEMIVOLATILE ORGANICS ANALYSIS DATA SHEET
TENTATIVELY IDENTIFIED COMPOUNDS

EPA SAMPLE NO.

FB0924_S

Lab Name: H2M LABS, INC. Contract: ____

Lab Code: 10478 Case No.: KEY-PSS SAS No.: ____ SDG No.: PSS111

Matrix: (soil/water) WATER Lab Sample ID: 0711076-008B

Sample wt/vol: 1000 (g/mL) ML Lab File ID: A\C37577.D

Level: (low/med) LOW Date Received: 09/24/07

% Moisture: Decanted:(Y/N) N Date Extracted: 09/26/07

Concentrated Extract Volume: 1000 (µl) Date Analyzed: 09/28/07

Injection Volume: 2 (µl) Dilution Factor: 1.00

GPC Cleanup: (Y/N) N pH: ____ Extraction: (Type) SEPF

CONCENTRATION UNITS:

Number TICs found: 1 (µg/L or µg/Kg) UG/L

CAS NUMBER	COMPOUND NAME	RT	EST.CONC.	Q
1.	unknown (4.05)	4.05	2	J
2.	unknown (15.25)	15.25	4	J
3. 112-84-5	Erucylamide	16.36	22	JN

PSS111 S194

1E

PESTICIDE ORGANICS ANALYSIS DATA SHEET

EPA SAMPLE NO.

FB0924_S

Lab Name: H2M LABS, INC. Contract: _____

Lab Code: 10478 Case No.: KEY-PSS SAS No.: _____ SDG No.: PSS111

Matrix: (soil/water) WATER Lab Sample ID: 0711076-008B

Sample wt/vol: 1000 (g/mL) ML Lab File ID: a00277.raw

% Moisture: Decanted: (Y/N) N Date Received: 09/24/07

Extraction: (Type) SEPF Date Extracted: 09/25/07

Concentrated Extract Volume: 10000 (uL) Date Analyzed: 10/16/07

Injection Volume: 0.5 (uL) Dilution Factor: 1.00

GPC Cleanup: (Y/N) N pH: ____ Sulfur Cleanup: (Y/N) Y

CAS NO	COMPOUND	CONCENTRATION UNITS: (µg/L or µg/Kg) UG/L	Q
12674-11-2	Aroclor 1016	1.0	U
11104-28-2	Aroclor 1221	2.0	U
11141-16-5	Aroclor 1232	1.0	U
53469-21-9	Aroclor 1242	1.0	U
12672-29-6	Aroclor 1248	1.0	U
11097-69-1	Aroclor 1254	1.0	U
11096-82-5	Aroclor 1260	1.0	U

U.S. EPA - CLP

1

INORGANIC ANALYSIS DATA SHEET

EPA SAMPLE NO

FB0924_S

Lab Name: H2M LABS, INC.

Lab Code: 10478 Case No. SAS No.: SDG No.: PSS111

Matrix (soil/water): WATER Lab Sample ID: 0711076-008

Level (low/med): LOW Date Received: 9/24/2007

% Solids: 0.0

Concentration Units (ug/L or mg/kg dry weight): UG/L

CAS No.	Analyte	Concentration	C	Q	M
7440-38-2	Arsenic	1.8	U		P
7440-39-3	Barium	3.2	U		P
7440-43-9	Cadmium	0.57	B		P
7440-47-3	Chromium	0.59	B		P
57-12-5	Cyanide	10.0	U		CA
7439-92-1	Lead	1.4	U		P
7439-97-6	Mercury	0.10	U		CV
7782-49-2	Selenium	2.4	U		P
7440-22-4	Silver	0.41	U		P

Color Before: COLORLESS Clarity Before: CLEAR Texture: _____

Color After: COLORLESS Clarity After: CLEAR Artifacts: _____

Comments:

Date Reported: 10/18/07

PSS111 S196

1A

VOLATILE ORGANICS ANALYSIS DATA SHEET

EPA SAMPLE NO.

TB0924_

Lab Name: H2M LABS, INC. Contract: _____

Lab Code: 10478 Case No.: KEY-PSS SAS No.: _____ SDG No.: PSS111

Matrix: (soil/water) WATER Lab Sample ID: 0711076-009A

Sample wt/vol: 5 (g/mL) ML Lab File ID: 7\P37885.D

Level: (low/med) LOW Date Received: 09/24/07

% Moisture: not dec. Date Analyzed: 09/28/07

GC Column: R-502.2 ID: .53 (mm) Dilution Factor: 1.00

Soil Extract Volume: _____ (µL) Soil Aliquot Volume _____ (µL)

CAS NO.	COMPOUND	CONCENTRATION UNITS: (µg/L or µg/Kg) UG/L	Q
74-87-3	Chloromethane	10	U
74-83-9	Bromomethane	10	U
75-01-4	Vinyl chloride	10	U
75-00-3	Chloroethane	10	U
75-09-2	Methylene chloride	10	U
67-64-1	Acetone	10	U
75-35-4	1,1-Dichloroethene	10	U
75-15-0	Carbon disulfide	10	U
75-34-3	1,1-Dichloroethane	10	U
540-59-0	1,2-Dichloroethene (total)	10	U
67-66-3	Chloroform	10	U
107-06-2	1,2-Dichloroethane	10	U
78-93-3	2-Butanone	10	U
71-55-6	1,1,1-Trichloroethane	10	U
56-23-5	Carbon tetrachloride	10	U
75-27-4	Bromodichloromethane	10	U
78-87-5	1,2-Dichloropropane	10	U
10061-01-5	cis-1,3-Dichloropropene	10	U
79-01-6	Trichloroethene	10	U
124-48-1	Dibromochloromethane	10	U
79-00-5	1,1,2-Trichloroethane	10	U
71-43-2	Benzene	10	U
10061-02-6	trans-1,3-Dichloropropene	10	U
75-25-2	Bromoform	10	U
108-10-1	4-Methyl-2-pentanone	10	U
591-78-6	2-Hexanone	10	U
127-18-4	Tetrachloroethene	10	U
79-34-5	1,1,2,2-Tetrachloroethane	10	U
108-88-3	Toluene	10	U
108-90-7	Chlorobenzene	10	U
100-41-4	Ethylbenzene	10	U
100-42-5	Styrene	10	U
1330-20-7	Xylene (total)	10	U

PSS111 S197

1F

VOLATILE ORGANICS ANALYSIS DATA SHEET

TENTATIVELY IDENTIFIED COMPOUNDS

EPA SAMPLE NO.

TB0924_

Lab Name: H2M LABS, INC. Contract: _____

Lab Code: 10478 Case No.: KEY-PSS SAS No.: _____ SDG No.: PSS111

Matrix: (soil/water) WATER Lab Sample ID: 0711076-009A

Sample wt/vol: 5 (g/mL) ML Lab File ID: 7\P37885.D

Level: (low/med) LOW Date Received: 09/24/07

% Moisture: not dec. Date Analyzed: 09/28/07

GC Column: R-502.2 ID: .53 (mm) Dilution Factor: 1.00

Soil Extract Volume: (µl) Soil Aliquot Volume: 0 (µL)

CONCENTRATION UNITS:

Number TICs found: 0 (µg/L or µg/Kg) UG/L

CAS NUMBER	COMPOUND NAME	RT	EST.CONC.	Q

Analytical Data Package For

KEYSPAN
PAULUS, SOKOLOWSKI AND SARTOR,LLC
CLIFTON SOIL & GROUNDWATER SAMPLING
SDG NO: PSS115

Water Samples
Received: 10/4/07

SAMPLE DATA SUMMARY PACKAGE

OCTOBER 2007

H2M LABS, INC.
Environmental Testing Laboratories
575 Broad Hollow Road, Melville, N.Y. 11747

H2M LABS, INC.

4. SAMPLE REPORTS

4.1 VOLATILES
4.2 SEMIVOLATILES
4.3 PCBs
4.4 METALS

PSS115 S25

H2M LABS, INC.

QUALIFIERS FOR REPORTING ORGANICS DATA

Value - If the result is a value greater than or equal to the quantification limit, report the value.

U - Indicates compound was analyzed for but not detected. The sample quantitation limit must be corrected for dilution and for percent moisture. For example, 10U for phenol in water if the sample final volume is the protocol-specified final volume. If a 1 to 10 dilution of extract is necessary, the reported limit is 100 U. For a soil sample, the value must also be adjusted for percent moisture. For example, if the sample had 24% moisture and a 1 to 10 dilution factor, the sample quantitation limit for phenol (330 U) would be corrected to:

$$\frac{(300\ U)}{D} \text{ x df where } D = \frac{100\%moisture}{100}$$

and df - dilution factor

$$\text{For example, at 24\% moisture, } D = \frac{100-24}{100} = 0.76$$

$$\frac{(300\ U)}{.76} \text{ x 10 - 4300 U rounded to the appropriate number of significant figures}$$

For semivolatile soil samples, the extract must be concentrated to 0.5 mL, and the sensitivity of the analysis is not compromised by the cleanup procedures. Similarly, pesticide samples subjected to GPC are concentrated to 5.0 mL. Therefore, the CRQL values in Exhibit C will apply to all samples, regardless of cleanup. However, if a sample extract cannot be concentrated to the protocol-specified volume (see Exhibit C), this fact must be accounted for in reporting the sample quantitation limit.

J - Indicates an estimated value. This flag is used either when estimating a concentration for tentatively identified compounds where a 1:1 response is assumed or when the mass spectral data indicates the presence of a compound that meets the identification criteria but the result is less than the specified quantification limit but greater than zero. (e.g.: If limit of quantification is 10 ug/L and a concentration of 3 ug/L is calculated, report as 3J.) The sample quantitation limit must be adjusted for dilution as discussed for the U flag.

N - Indicates presumptive evidence of a compound. This flag is only used for tentatively identified compounds, where the identification is based on a mass spectral library search. It is applied to all TIC results. For generic characterization of a TIC, such as chlorinated hydrocarbon, the N code is not used.

P - This flag is used for a pesticide/Aroclor target analyte when there is greater than 25% difference for detected concentrations between the two GC columns (see Form X). The lower of the two values is reported of Form I with a "P".

C - This flag applies to pesticide results when the identification has been confirmed by GC/MS.. If GC/MS confirmation was attempted but was unsuccessful, do not apply this flag, instead use a Laboratory defined flag, discussed below.

B - This flag is used when the analyte is found in the associated blank as well as in the sample. It indicates possible probable blank contamination and warns the data user to take appropriate action. This flag must be used for a TIC as well as for a positively identified target compound.

H2M LABS, INC.

E - This flag identified compounds whose concentrations exceed the calibration range of the GC/MS instrument for that specific analysis. If one or more compounds have a response greater than full scale, except as noted in Exhibit D, the sample or extract must be diluted and re-analyzed according to the specifications in Exhibit D. All such compounds with a response greater than full scale should have the concentration flagged with an "E" on the Form I for the original analysis. If the dilution of the extract causes any compounds identified in the first analysis to be below the calibration ranges in the second analysis, then the results of both analyses shall be reported on separate copies of Form I. The Form I for the diluted sample shall have the "DL" suffix appended to the sample number. NOTE: For total xylenes, where three isomers are quantified as two peaks, the calibration range of each peak should be considered separately, e.g. a diluted analysis is not required for total xylenes unless the concentration of the peak representing the single isomer exceed 200 ug/L or the peak representing the two coeluting isomers on that GC column exceed 400 ug/L. Similarly, if the two 1,2-Dichloroethene isomers coelute, a diluted analysis is not required unless the concentration exceed 400 ug/L.

D - This flag identifies all compounds identified in an analysis at a secondary-dilution factor. If a sample or extract is re-analyzed at a higher dilution factor, as in the "E" flag above, the "DL" suffix is appended to the sample number on the Form I for the diluted sample, and all concentration values reported on that Form I are flagged with the "D" flag. This flag alerts data users that any discrepancies between the concentrations reported may be due to dilution of the sample or extract.

A - This flag indicates that a TIC is a suspected aldol-condensation product.

X - Other specific flags may be required to properly define the results. If used, they must be fully described and such description attached to the Sample Data Summary Package and the SDG narrative. Begin by using "X". If more than one flag is required use "Y" and "Z" as needed. If more than five qualifiers are required for a sample result, used the "X" flag to combine several flags as needed. For instance, the "X" flag might combine "A", "B", and "D" flags for some samples. The laboratory defined flags limited to the letters "X", "Y" and "Z".

The combination of flags "BU' or "UB" is expressly prohibited. Blank contaminants are flagged "B" only when they are detected in the sample.

H2M LABS, INC.

QUALIFIERS FOR METALS ANALYSIS

Q (Quality Control) Qualifiers

E - The reported value is estimated because of the presence of interference. An explanatory note is included in the SDG narrative.

M - Duplicate injection precision not met.

N - Matrix spike sample recovery not within control limits.

S - The reported value was determined by the Method of Standard Additions (MSA).

+ - Correlation coefficient for the MSA is less than 0.995

W - Post digestion spike for Furnace AA analysis is out of control limits (85-115%), while sample absorbance is less than 50% of spike absorbance.

* - Duplicate analysis is not within control limits.

C (Concentration) Qualifiers

B - Entered if the reported value is less than the Contract Required Detection Limit (CRDL) but greater than the Instrument Detection Limit (IDL).

U - Entered if the analyte was analyzed for but not detected, i.e., less than the IDL.

M (Method) Qualifiers

P - Analyzed by ICP.
M - Analyzed by ICP-MS
A - Analyzed by Flame AA.
F - Analyzed by Furnace AA.
CV - Analyzed by Manual Cold Vapor techniques.
AV - Analyzed by Automated Cold Vapor techniques.
C - Analyzed by Manual Spectrophotometric Method.
CA- Analyzed by Midi-distillation Spectrophotometric Method.
NR - Analyte not Required.

PSS115 S28

1A

VOLATILE ORGANICS ANALYSIS DATA SHEET

EPA SAMPLE NO.

1WA (0.5-2')

Lab Name: H2M LABS, INC. Contract: _____

Lab Code: 10478 Case No.: KEY-PSS SAS No.: _____ SDG No.: PSS115

Matrix: (soil/water) SOIL Lab Sample ID: 0711566-001A

Sample wt/vol: 5 (g/mL) G Lab File ID: 7\P38026.D

Level: (low/med) LOW Date Received: 10/04/07

% Moisture: not dec. 10.3 Date Analyzed: 10/07/07

GC Column: R-502.2 ID: .53 (mm) Dilution Factor: 1.00

Soil Extract Volume: _____ (µL) Soil Aliquot Volume _____ (µL)

CAS NO.	COMPOUND	CONCENTRATION UNITS: (µg/L or µg/Kg) UG/KG	Q
74-87-3	Chloromethane	11	U
74-83-9	Bromomethane	11	U
75-01-4	Vinyl chloride	11	U
75-00-3	Chloroethane	11	U
75-09-2	Methylene chloride	7	BJ
67-64-1	Acetone	11	U
75-35-4	1,1-Dichloroethene	11	U
75-15-0	Carbon disulfide	11	U
75-34-3	1,1-Dichloroethane	11	U
540-59-0	1,2-Dichloroethene (total)	11	U
67-66-3	Chloroform	11	U
107-06-2	1,2-Dichloroethane	11	U
78-93-3	2-Butanone	11	U
71-55-6	1,1,1-Trichloroethane	11	U
56-23-5	Carbon tetrachloride	11	U
75-27-4	Bromodichloromethane	11	U
78-87-5	1,2-Dichloropropane	11	U
10061-01-5	cis-1,3-Dichloropropene	11	U
79-01-6	Trichloroethene	11	U
124-48-1	Dibromochloromethane	11	U
79-00-5	1,1,2-Trichloroethane	11	U
71-43-2	Benzene	11	U
10061-02-6	trans-1,3-Dichloropropene	11	U
75-25-2	Bromoform	11	U
108-10-1	4-Methyl-2-pentanone	11	U
591-78-6	2-Hexanone	11	U
127-18-4	Tetrachloroethene	11	U
79-34-5	1,1,2,2-Tetrachloroethane	11	U
108-88-3	Toluene	11	U
108-90-7	Chlorobenzene	11	U
100-41-4	Ethylbenzene	11	U
100-42-5	Styrene	11	U
1330-20-7	Xylene (total)	11	U

PSS115 S29

1F

VOLATILE ORGANICS ANALYSIS DATA SHEET

TENTATIVELY IDENTIFIED COMPOUNDS

EPA SAMPLE NO.

1WA (0.5-2')

Lab Name: H2M LABS, INC. Contract: _____

Lab Code: 10478 Case No.: KEY-PSS SAS No.: _____ SDG No.: PSS115

Matrix: (soil/water) SOIL Lab Sample ID: 0711566-001A

Sample wt/vol: 5 (g/mL) G Lab File ID: 7\P38026.D

Level: (low/med) LOW Date Received: 10/04/07

% Moisture: not dec. 10.3 Date Analyzed: 10/07/07

GC Column: R-502.2 ID: .53 (mm) Dilution Factor: 1.00

Soil Extract Volume: (µl) Soil Aliquot Volume: 0 (µL)

CONCENTRATION UNITS:

Number TICs found: 2 (µg/L or µg/Kg) UG/KG

CAS NUMBER	COMPOUND NAME	RT	EST.CONC.	Q
1.	unknown siloxane (18.68)	18.68	25	BJX
2.	unknown siloxane (21.24)	21.24	30	BJX

PSS115 S30

1C

SEMIVOLATILE ORGANICS ANALYSIS DATA SHEET

EPA SAMPLE NO.

1WA(0.5-2')

Lab Name: H2M LABS, INC. Contract: _____

Lab Code: 10478 Case No.: KEY-PSS SAS No.: _____ SDG No.: PSS115

Matrix: (soil/water) SOIL Lab Sample ID: 0711566-001B

Sample wt/vol: 15 (g/mL) G Lab File ID: A\C37811.D

Level: (low/med) LOW Date Received: 10/04/07

% Moisture: 10.3 Decanted:(Y/N) N Date Extracted: 10/10/07

Concentrated Extract Volume: 1000 (µL) Date Analyzed: 10/13/07

Injection Volume: 2 (µL) Dilution Factor: 1.00

GPC Cleanup: (Y/N) N pH: 7.0 Extraction: (Type) PFEX

CAS NO.	COMPOUND	CONCENTRATION UNITS: (µg/L or µg/Kg) UG/KG	Q
108-95-2	Phenol	370	U
111-44-4	Bis(2-chloroethyl)ether	370	U
95-57-8	2-Chlorophenol	370	U
541-73-1	1,3-Dichlorobenzene	370	U
106-46-7	1,4-Dichlorobenzene	370	U
95-50-1	1,2-Dichlorobenzene	370	U
95-48-7	2-Methylphenol	370	U
108-60-1	2,2'-oxybis(1-chloropropane)	370	U
106-44-5	4-Methylphenol	370	U
621-64-7	N-Nitroso-di-n-propylamine	370	U
67-72-1	Hexachloroethane	370	U
98-95-3	Nitrobenzene	370	U
78-59-1	Isophorone	370	U
88-75-5	2-Nitrophenol	370	U
105-67-9	2,4-Dimethylphenol	370	U
111-91-1	Bis(2-chloroethoxy)methane	370	U
120-83-2	2,4-Dichlorophenol	370	U
120-82-1	1,2,4-Trichlorobenzene	370	U
91-20-3	Naphthalene	370	U
106-47-8	4-Chloroaniline	370	U
87-68-3	Hexachlorobutadiene	370	U
59-50-7	4-Chloro-3-methylphenol	370	U
91-57-6	2-Methylnaphthalene	370	U
77-47-4	Hexachlorocyclopentadiene	370	U
88-06-2	2,4,6-Trichlorophenol	370	U
95-95-4	2,4,5-Trichlorophenol	930	U
91-58-7	2-Chloronaphthalene	370	U
88-74-4	2-Nitroaniline	930	U
131-11-3	Dimethylphthalate	370	U
208-96-8	Acenaphthylene	150	J
606-20-2	2,6-Dinitrotoluene	370	U
99-09-2	3-Nitroaniline	930	U
83-32-9	Acenaphthene	370	U
51-28-5	2,4-Dinitrophenol	930	U
100-02-7	4-Nitrophenol	930	U
132-64-9	Dibenzofuran	370	U

PSS115 S31

1D

SEMIVOLATILE ORGANICS ANALYSIS DATA SHEET

EPA SAMPLE NO.

1WA(0.5-2')

Lab Name: H2M LABS, INC. Contract: _____

Lab Code: 10478 Case No.: KEY-PSS SAS No.: _____ SDG No.: PSS115

Matrix: (soil/water) SOIL Lab Sample ID: 0711566-001B

Sample wt/vol: 15 (g/mL) G Lab File ID: A\C37811.D

Level: (low/med) LOW Date Received: 10/04/07

% Moisture: 10.3 Decanted: (Y/N) N Date Extracted: 10/10/07

Concentrated Extract Volume: 1000 (µL) Date Analyzed: 10/13/07

Injection Volume: 2 (µL) Dilution Factor: 1.00

GPC Cleanup: (Y/N) N pH: 7.0 Extraction: (Type) PFEX

CAS NO.	COMPOUND	CONCENTRATION UNITS: (µg/L or µg/Kg) UG/KG	Q
121-14-2	2,4-Dinitrotoluene	370	U
84-66-2	Diethylphthalate	370	U
7005-72-3	4-Chlorophenyl-phenylether	370	U
86-73-7	Fluorene	370	U
100-01-6	4-Nitroaniline	930	U
534-52-1	4,6-Dinitro-2-methylphenol	930	U
86-30-6	N-Nitrosodiphenylamine	370	U
101-55-3	4-Bromophenyl-phenylether	370	U
118-74-1	Hexachlorobenzene	370	U
87-86-5	Pentachlorophenol	930	U
85-01-8	Phenanthrene	370	U
120-12-7	Anthracene	370	U
86-74-8	Carbazole	370	U
84-74-2	Di-n-butyl phthalate	370	U
206-44-0	Fluoranthene	180	J
129-00-0	Pyrene	300	J
85-68-7	Butyl benzyl phthalate	370	U
91-94-1	3,3'-Dichlorobenzidine	370	U
56-55-3	Benzo(a)anthracene	170	J
218-01-9	Chrysene	280	J
117-81-7	Bis(2-ethylhexyl)phthalate	370	U
117-84-0	Di-n-octyl phthalate	370	U
205-99-2	Benzo(b)fluoranthene	210	J
207-08-9	Benzo(k)fluoranthene	110	J
50-32-8	Benzo(a)pyrene	89	J
193-39-5	Indeno(1,2,3-cd)pyrene	370	U
53-70-3	Dibenzo(a,h)anthracene	370	U
191-24-2	Benzo(g,h,i)perylene	370	U

(1) Cannot be separated from Diphenylamine

PSS115 S32

1G

SEMIVOLATILE ORGANICS ANALYSIS DATA SHEET
TENTATIVELY IDENTIFIED COMPOUNDS

EPA SAMPLE NO.

1WA(0.5-2')

Lab Name: H2M LABS, INC. Contract: _____

Lab Code: 10478 Case No.: KEY-PSS SAS No.: _____ SDG No.: PSS115

Matrix: (soil/water) SOIL Lab Sample ID: 0711566-001B

Sample wt/vol: 15 (g/mL) G Lab File ID: A\C37811.D

Level: (low/med) LOW Date Received: 10/04/07

% Moisture: 10.3 Decanted:(Y/N) N Date Extracted: 10/10/07

Concentrated Extract Volume: 1000 (µl) Date Analyzed: 10/13/07

Injection Volume: 2 (µl) Dilution Factor: 1.00

GPC Cleanup: (Y/N) N pH: 7.0 Extraction: (Type) PFEX

CONCENTRATION UNITS:

Number TICs found: 19 (µg/L or µg/Kg) UG/KG

CAS NUMBER	COMPOUND NAME	RT	EST.CONC.	Q
1. 98-83-9	_alpha_-Methylstyrene	5.36	850	JN
2.	C3 Substituted benzene (5.49)	5.49	9300	J
3.	C3 Substituted benzene (5.53)	5.53	7300	J
4.	C3 Substituted benzene (5.99)	5.99	5300	J
5.	C4 Substituted benzene (6.29)	6.29	560	J
6.	C4 Substituted benzene (6.44)	6.44	3200	J
7.	C4 Substituted benzene (6.51)	6.51	1400	J
8.	Substituted benzene (6.8)	6.80	7100	J
9.	C4 Substituted benzene (7.06)	7.06	1100	J
10.	C4 Substituted benzene (7.14)	7.14	2200	J
11.	Substituted benzene (7.84)	7.84	4500	J
12.	Substituted benzene (7.93)	7.93	4900	J
13.	Substituted benzene (8.67)	8.67	1200	J
14.	Substituted benzene (8.83)	8.83	1000	J
15.	Substituted benzene (8.9)	8.90	330	J
16.	Substituted benzene (9.03)	9.03	910	J
17.	Substituted benzene (9.24)	9.24	920	J
18.	unknown (9.32)	9.32	570	J
19.	unknown (10.59)	10.59	370	J

PSS115 S33

1E

PESTICIDE ORGANICS ANALYSIS DATA SHEET

EPA SAMPLE NO.

1WA (0.5-2')

Lab Name: H2M LABS, INC. Contract: _____

Lab Code: 10478 Case No.: KEY-PSS SAS No.: _____ SDG No.: PSS115

Matrix: (soil/water) SOIL Lab Sample ID: 0711566-001B

Sample wt/vol: 15 (g/mL) G Lab File ID: a00207.raw

% Moisture: 10.3 Decanted: (Y/N) N Date Received: 10/04/07

Extraction: (Type) PFEX Date Extracted: 10/10/07

Concentrated Extract Volume: 5000 (uL) Date Analyzed: 10/12/07

Injection Volume: 0.5 (uL) Dilution Factor: 1.00

GPC Cleanup: (Y/N) N pH: 7.0 Sulfur Cleanup: (Y/N) Y

CAS NO	COMPOUND	CONCENTRATION UNITS: (µg/L or µg/Kg) UG/KG	Q
12674-11-2	Aroclor 1016	150	U
11104-28-2	Aroclor 1221	300	U
11141-16-5	Aroclor 1232	150	U
53469-21-9	Aroclor 1242	150	U
12672-29-6	Aroclor 1248	150	U
11097-69-1	Aroclor 1254	150	U
11096-82-5	Aroclor 1260	150	U

PSS115 S34

U.S. EPA - CLP

1

INORGANIC ANALYSIS DATA SHEET

EPA SAMPLE NO

GPESB-1WA (0.5-2')

Lab Name: H2M LABS, INC.

Lab Code: 10478 Case No. SAS No.: SDG No.: PSS115

Matrix (soil/water): SOIL Lab Sample ID: 0711566-001

Level (low/med): LOW Date Received: 10/4/2007

% Solids: 89.7

Concentration Units (ug/L or mg/kg dry weight): MG/KG

CAS No.	Analyte	Concentration	C	Q	M
7440-38-2	Arsenic	4.2		*	P
7440-39-3	Barium	52.0			P
7440-43-9	Cadmium	0.072	B		P
7440-47-3	Chromium	39.4		N*E	P
57-12-5	Cyanide	67.9			CA
7439-92-1	Lead	34.2		E	P
7439-97-6	Mercury	0.11		N	CV
7782-49-2	Selenium	0.27	U		P
7440-22-4	Silver	0.13	B	N	P

Color Before: BROWN Clarity Before: Texture: COARSE

Color After: YELLOW Clarity After: CLOUDY Artifacts:

Comments:

Date Reported: 10/23/07

PSS115 S35

1A

VOLATILE ORGANICS ANALYSIS DATA SHEET

EPA SAMPLE NO.

1WA (5.5-6.5')

Lab Name: H2M LABS, INC. Contract: _____

Lab Code: 10478 Case No.: KEY-PSS SAS No.: _____ SDG No.: PSS115

Matrix: (soil/water) SOIL Lab Sample ID: 0711566-002A

Sample wt/vol: 5 (g/mL) G Lab File ID: 7\P38027.D

Level: (low/med) LOW Date Received: 10/04/07

% Moisture: not dec. 27.6 Date Analyzed: 10/07/07

GC Column: R-502.2 ID: .53 (mm) Dilution Factor: 1.00

Soil Extract Volume: _____ (µL) Soil Aliquot Volume _____ (µL)

CAS NO.	COMPOUND	CONCENTRATION UNITS: (µg/L or µg/Kg) UG/KG	Q
74-87-3	Chloromethane	14	U
74-83-9	Bromomethane	14	U
75-01-4	Vinyl chloride	14	U
75-00-3	Chloroethane	14	U
75-09-2	Methylene chloride	8	BJ
67-64-1	Acetone	14	U
75-35-4	1,1-Dichloroethene	14	U
75-15-0	Carbon disulfide	14	U
75-34-3	1,1-Dichloroethane	14	U
540-59-0	1,2-Dichloroethene (total)	14	U
67-66-3	Chloroform	14	U
107-06-2	1,2-Dichloroethane	14	U
78-93-3	2-Butanone	14	U
71-55-6	1,1,1-Trichloroethane	14	U
56-23-5	Carbon tetrachloride	14	U
75-27-4	Bromodichloromethane	14	U
78-87-5	1,2-Dichloropropane	14	U
10061-01-5	cis-1,3-Dichloropropene	14	U
79-01-6	Trichloroethene	14	U
124-48-1	Dibromochloromethane	14	U
79-00-5	1,1,2-Trichloroethane	14	U
71-43-2	Benzene	14	U
10061-02-6	trans-1,3-Dichloropropene	14	U
75-25-2	Bromoform	14	U
108-10-1	4-Methyl-2-pentanone	14	U
591-78-6	2-Hexanone	14	U
127-18-4	Tetrachloroethene	14	U
79-34-5	1,1,2,2-Tetrachloroethane	14	U
108-88-3	Toluene	14	U
108-90-7	Chlorobenzene	14	U
100-41-4	Ethylbenzene	14	U
100-42-5	Styrene	14	U
1330-20-7	Xylene (total)	14	U

PSS115 S36

1F

VOLATILE ORGANICS ANALYSIS DATA SHEET

TENTATIVELY IDENTIFIED COMPOUNDS

EPA SAMPLE NO.

1WA (5.5-6.5')

Lab Name: H2M LABS, INC. Contract: _____

Lab Code: 10478 Case No.: KEY-PSS SAS No.: _____ SDG No.: PSS115

Matrix: (soil/water) SOIL Lab Sample ID: 0711566-002A

Sample wt/vol: 5 (g/mL) G Lab File ID: 7\P38027.D

Level: (low/med) LOW Date Received: 10/04/07

% Moisture: not dec. 27.6 Date Analyzed: 10/07/07

GC Column: R-502.2 ID: .53 (mm) Dilution Factor: 1.00

Soil Extract Volume: (µl) Soil Aliquot Volume: 0 (µL)

CONCENTRATION UNITS:

Number TICs found: 6 (µg/L or µg/Kg) UG/KG

CAS NUMBER	COMPOUND NAME	RT	EST.CONC.	Q
1.	unknown siloxane (16.22)	16.22	9	JX
2.	unknown siloxane (18.67)	18.67	16	JBX
3.	unknown (19.61)	19.61	14	J
4.	unknown (20.68)	20.68	22	J
5.	unknown siloxane (21.24)	21.24	39	BJX
6.	unknown (21.74)	21.74	7	J

PSS115 S37

1C

SEMIVOLATILE ORGANICS ANALYSIS DATA SHEET

EPA SAMPLE NO.

1WA(5.5-6.5')

Lab Name: H2M LABS, INC. Contract: _____

Lab Code: 10478 Case No.: KEY-PSS SAS No.: _____ SDG No.: PSS115

Matrix: (soil/water) SOIL Lab Sample ID: 0711566-002B

Sample wt/vol: 15 (g/mL) G Lab File ID: A\C37808.D

Level: (low/med) LOW Date Received: 10/04/07

% Moisture: 27.6 Decanted: (Y/N) N Date Extracted: 10/10/07

Concentrated Extract Volume: 1000 (µL) Date Analyzed: 10/13/07

Injection Volume: 2 (µL) Dilution Factor: 1.00

GPC Cleanup: (Y/N) N pH: 7.0 Extraction: (Type) PFEX

CAS NO.	COMPOUND	CONCENTRATION UNITS: (µg/L or µg/Kg) UG/KG	Q
108-95-2	Phenol	460	U
111-44-4	Bis(2-chloroethyl)ether	460	U
95-57-8	2-Chlorophenol	460	U
541-73-1	1,3-Dichlorobenzene	460	U
106-46-7	1,4-Dichlorobenzene	460	U
95-50-1	1,2-Dichlorobenzene	460	U
95-48-7	2-Methylphenol	460	U
108-60-1	2,2'-oxybis(1-chloropropane)	460	U
106-44-5	4-Methylphenol	460	U
621-64-7	N-Nitroso-di-n-propylamine	460	U
67-72-1	Hexachloroethane	460	U
98-95-3	Nitrobenzene	460	U
78-59-1	Isophorone	460	U
88-75-5	2-Nitrophenol	460	U
105-67-9	2,4-Dimethylphenol	460	U
111-91-1	Bis(2-chloroethoxy)methane	460	U
120-83-2	2,4-Dichlorophenol	460	U
120-82-1	1,2,4-Trichlorobenzene	460	U
91-20-3	Naphthalene	460	U
106-47-8	4-Chloroaniline	460	U
87-68-3	Hexachlorobutadiene	460	U
59-50-7	4-Chloro-3-methylphenol	460	U
91-57-6	2-Methylnaphthalene	460	U
77-47-4	Hexachlorocyclopentadiene	460	U
88-06-2	2,4,6-Trichlorophenol	460	U
95-95-4	2,4,5-Trichlorophenol	1100	U
91-58-7	2-Chloronaphthalene	460	U
88-74-4	2-Nitroaniline	1100	U
131-11-3	Dimethylphthalate	460	U
208-96-8	Acenaphthylene	110	J
606-20-2	2,6-Dinitrotoluene	460	U
99-09-2	3-Nitroaniline	1100	U
83-32-9	Acenaphthene	110	J
51-28-5	2,4-Dinitrophenol	1100	U
100-02-7	4-Nitrophenol	1100	U
132-64-9	Dibenzofuran	460	U

PSS115 S38

1D

SEMIVOLATILE ORGANICS ANALYSIS DATA SHEET

EPA SAMPLE NO.

1WA(5.5-6.5')

Lab Name: H2M LABS, INC. Contract: _____

Lab Code: 10478 Case No.: KEY-PSS SAS No.: _____ SDG No.: PSS115

Matrix: (soil/water) SOIL Lab Sample ID: 0711566-002B

Sample wt/vol: 15 (g/mL) G Lab File ID: A\C37808.D

Level: (low/med) LOW Date Received: 10/04/07

% Moisture: 27.6 Decanted: (Y/N) N Date Extracted: 10/10/07

Concentrated Extract Volume: 1000 (µL) Date Analyzed: 10/13/07

Injection Volume: 2 (µL) Dilution Factor: 1.00

GPC Cleanup: (Y/N) N pH: 7.0 Extraction: (Type) PFEX

CAS NO.	COMPOUND	CONCENTRATION UNITS: (µg/L or µg/Kg) UG/KG	Q
121-14-2	2,4-Dinitrotoluene	460	U
84-66-2	Diethylphthalate	460	U
7005-72-3	4-Chlorophenyl-phenylether	460	U
86-73-7	Fluorene	96	J
100-01-6	4-Nitroaniline	1100	U
534-52-1	4,6-Dinitro-2-methylphenol	1100	U
86-30-6	N-Nitrosodiphenylamine	460	U
101-55-3	4-Bromophenyl-phenylether	460	U
118-74-1	Hexachlorobenzene	460	U
87-86-5	Pentachlorophenol	1100	U
85-01-8	Phenanthrene	610	
120-12-7	Anthracene	100	J
86-74-8	Carbazole	460	U
84-74-2	Di-n-butyl phthalate	460	U
206-44-0	Fluoranthene	340	J
129-00-0	Pyrene	580	
85-68-7	Butyl benzyl phthalate	460	U
91-94-1	3,3'-Dichlorobenzidine	460	U
56-55-3	Benzo(a)anthracene	240	J
218-01-9	Chrysene	210	J
117-81-7	Bis(2-ethylhexyl)phthalate	460	U
117-84-0	Di-n-octyl phthalate	460	U
205-99-2	Benzo(b)fluoranthene	460	U
207-08-9	Benzo(k)fluoranthene	460	U
50-32-8	Benzo(a)pyrene	160	J
193-39-5	Indeno(1,2,3-cd)pyrene	120	J
53-70-3	Dibenzo(a,h)anthracene	460	U
191-24-2	Benzo(g,h,i)perylene	160	J

(1) Cannot be separated from Diphenylamine

PSS115 S39

1G

SEMIVOLATILE ORGANICS ANALYSIS DATA SHEET
TENTATIVELY IDENTIFIED COMPOUNDS

EPA SAMPLE NO.

1WA(5.5-6.5')

Lab Name: H2M LABS, INC. Contract: ____

Lab Code: 10478 Case No.: KEY-PSS SAS No.: ____ SDG No.: PSS115

Matrix: (soil/water) SOIL Lab Sample ID: 0711566-002B

Sample wt/vol: 15 (g/mL) G Lab File ID: A\C37808.D

Level: (low/med) LOW Date Received: 10/04/07

% Moisture: 27.6 Decanted:(Y/N) N Date Extracted: 10/10/07

Concentrated Extract Volume: 1000 (µl) Date Analyzed: 10/13/07

Injection Volume: 2 (µl) Dilution Factor: 1.00

GPC Cleanup: (Y/N) N pH: 7.0 Extraction: (Type) PFEX

Number TICs found: 3

CONCENTRATION UNITS:
(µg/L or µg/Kg) UG/KG

CAS NUMBER	COMPOUND NAME	RT	EST.CONC.	Q
1.	C3 Substituted benzene	5.48	480	J
2.	unknown	5.52	260	J
3.	(DEL) Alkane: Straight-Chain (16.4)	16.40	260	J
4.	(DEL) Alkane: Straight-Chain (16.69)	16.69	260	J
5. 192-97-2	Benzo(e)pyrene	17.28	230	JN
6.	(DEL) Alkane: Straight-Chain (17.79)	17.79	250	J
7.	(DEL) Alkane: Straight-Chain (18.26)	18.26	210	J

PSS115 S40

1E

PESTICIDE ORGANICS ANALYSIS DATA SHEET

EPA SAMPLE NO.

1WA (5.5-6.5')

Lab Name: H2M LABS, INC. Contract: _____

Lab Code: 10478 Case No.: KEY-PSS SAS No.: _____ SDG No.: PSS115

Matrix: (soil/water) SOIL Lab Sample ID: 0711566-002B

Sample wt/vol: 15 (g/mL) G Lab File ID: a00208.raw

% Moisture: 27.6 Decanted: (Y/N) N Date Received: 10/04/07

Extraction: (Type) PFEX Date Extracted: 10/10/07

Concentrated Extract Volume: 5000 (uL) Date Analyzed: 10/12/07

Injection Volume: 0.5 (uL) Dilution Factor: 1.00

GPC Cleanup: (Y/N) N pH: 7.0 Sulfur Cleanup: (Y/N) Y

CAS NO	COMPOUND	CONCENTRATION UNITS: (µg/L or µg/Kg) UG/KG	Q
12674-11-2	Aroclor 1016	46	U
11104-28-2	Aroclor 1221	93	U
11141-16-5	Aroclor 1232	46	U
53469-21-9	Aroclor 1242	46	U
12672-29-6	Aroclor 1248	46	U
11097-69-1	Aroclor 1254	46	U
11096-82-5	Aroclor 1260	46	U

PSS115 S41

U.S. EPA - CLP

1

INORGANIC ANALYSIS DATA SHEET

EPA SAMPLE NO

GPESB-1WA (5.5-6.5')

Lab Name: H2M LABS, INC.

Lab Code: 10478 Case No. SAS No.: SDG No.: PSS115

Matrix (soil/water): SOIL Lab Sample ID: 0711566-002

Level (low/med): LOW Date Received: 10/4/2007

% Solids: 72.4

Concentration Units (ug/L or mg/kg dry weight): MG/KG

CAS No.	Analyte	Concentration	C	Q	M
7440-38-2	Arsenic	6.2		*	P
7440-39-3	Barium	110			P
7440-43-9	Cadmium	0.052	B		P
7440-47-3	Chromium	56.9		N*E	P
57-12-5	Cyanide	187			CA
7439-92-1	Lead	97.9		E	P
7439-97-6	Mercury	0.33		N	CV
7782-49-2	Selenium	1.2			P
7440-22-4	Silver	0.10	B	N	P

Color Before: BLACK Clarity Before: Texture: COARSE

Color After: YELLOW Clarity After: CLOUDY Artifacts:

Comments:

Date Reported: 10/23/07

PSS115 S42

1A

VOLATILE ORGANICS ANALYSIS DATA SHEET

EPA SAMPLE NO.

1WA (22.25-23.25')

Lab Name: H2M LABS, INC. Contract: _____

Lab Code: 10478 Case No.: KEY-PSS SAS No.: _____ SDG No.: PSS115

Matrix: (soil/water) SOIL Lab Sample ID: 0711566-003A

Sample wt/vol: 5 (g/mL) G Lab File ID: 7\P38028.D

Level: (low/med) LOW Date Received: 10/04/07

% Moisture: not dec. 49.6 Date Analyzed: 10/07/07

GC Column: R-502.2 ID: .53 (mm) Dilution Factor: 1.00

Soil Extract Volume: _____ (µL) Soil Aliquot Volume _____ (µL)

CAS NO.	COMPOUND	CONCENTRATION UNITS: (µg/L or µg/Kg) UG/KG	Q
74-87-3	Chloromethane	20	U
74-83-9	Bromomethane	20	U
75-01-4	Vinyl chloride	20	U
75-00-3	Chloroethane	20	U
75-09-2	Methylene chloride	13	BJ
67-64-1	Acetone	510	E
75-35-4	1,1-Dichloroethene	20	U
75-15-0	Carbon disulfide	4	J
75-34-3	1,1-Dichloroethane	20	U
540-59-0	1,2-Dichloroethene (total)	20	U
67-66-3	Chloroform	20	U
107-06-2	1,2-Dichloroethane	20	U
78-93-3	2-Butanone	190	
71-55-6	1,1,1-Trichloroethane	20	U
56-23-5	Carbon tetrachloride	20	U
75-27-4	Bromodichloromethane	20	U
78-87-5	1,2-Dichloropropane	20	U
10061-01-5	cis-1,3-Dichloropropene	20	U
79-01-6	Trichloroethene	20	U
124-48-1	Dibromochloromethane	20	U
79-00-5	1,1,2-Trichloroethane	20	U
71-43-2	Benzene	20	U
10061-02-6	trans-1,3-Dichloropropene	20	U
75-25-2	Bromoform	20	U
108-10-1	4-Methyl-2-pentanone	20	U
591-78-6	2-Hexanone	20	U
127-18-4	Tetrachloroethene	20	U
79-34-5	1,1,2,2-Tetrachloroethane	20	U
108-88-3	Toluene	20	U
108-90-7	Chlorobenzene	20	U
100-41-4	Ethylbenzene	20	U
100-42-5	Styrene	20	U
1330-20-7	Xylene (total)	20	U

PSS115 S43

1F

VOLATILE ORGANICS ANALYSIS DATA SHEET

TENTATIVELY IDENTIFIED COMPOUNDS

EPA SAMPLE NO.

1WA (22.25-23.25')

Lab Name: H2M LABS, INC. Contract: _____

Lab Code: 10478 Case No.: KEY-PSS SAS No.: _____ SDG No.: PSS115

Matrix: (soil/water) SOIL Lab Sample ID: 0711566-003A

Sample wt/vol: 5 (g/mL) G Lab File ID: 7\P38028.D

Level: (low/med) LOW Date Received: 10/04/07

% Moisture: not dec. 49.6 Date Analyzed: 10/07/07

GC Column: R-502.2 ID: .53 (mm) Dilution Factor: 1.00

Soil Extract Volume: (µl) Soil Aliquot Volume: 0 (µL)

CONCENTRATION UNITS:

Number TICs found: 3 (µg/L or µg/Kg) UG/KG

CAS NUMBER	COMPOUND NAME	RT	EST.CONC.	Q
1.	unknown siloxane (16.22)	16.22	11	JX
2.	unknown siloxane (18.67)	18.67	37	JBX
3.	unknown siloxane (21.24)	21.24	87	BJX

PSS115 S44

1A

VOLATILE ORGANICS ANALYSIS DATA SHEET

EPA SAMPLE NO.

1WA (22.25-23.25')

Lab Name: H2M LABS, INC. Contract: _____

Lab Code: 10478 Case No.: KEY-PSS SAS No.: _____ SDG No.: PSS115

Matrix: (soil/water) SOIL Lab Sample ID: 0711566-003A

Sample wt/vol: 5 (g/mL) G Lab File ID: V\F31374.D

Level: (low/med) LOW Date Received: 10/04/07

% Moisture: not dec. 49.6 Date Analyzed: 10/12/07

GC Column: DB-624 ID: 0.18 (mm) Dilution Factor: 5.00

Soil Extract Volume: _____ (µL) Soil Aliquot Volume _____ (µL)

CAS NO.	COMPOUND	CONCENTRATION UNITS: (µg/L or µg/Kg) UG/KG	Q
74-87-3	Chloromethane	99	U
74-83-9	Bromomethane	99	U
75-01-4	Vinyl chloride	99	U
75-00-3	Chloroethane	99	U
75-09-2	Methylene chloride	59	DBJ
67-64-1	Acetone	1100	DB
75-35-4	1,1-Dichloroethene	99	U
75-15-0	Carbon disulfide	99	U
75-34-3	1,1-Dichloroethane	99	U
540-59-0	1,2-Dichloroethene (total)	99	U
67-66-3	Chloroform	99	U
107-06-2	1,2-Dichloroethane	99	U
78-93-3	2-Butanone	410	D
71-55-6	1,1,1-Trichloroethane	99	U
56-23-5	Carbon tetrachloride	99	U
75-27-4	Bromodichloromethane	99	U
78-87-5	1,2-Dichloropropane	99	U
10061-01-5	cis-1,3-Dichloropropene	99	U
79-01-6	Trichloroethene	99	U
124-48-1	Dibromochloromethane	99	U
79-00-5	1,1,2-Trichloroethane	99	U
71-43-2	Benzene	99	U
10061-02-6	trans-1,3-Dichloropropene	99	U
75-25-2	Bromoform	99	U
108-10-1	4-Methyl-2-pentanone	99	U
591-78-6	2-Hexanone	99	U
127-18-4	Tetrachloroethene	99	U
79-34-5	1,1,2,2-Tetrachloroethane	99	U
108-88-3	Toluene	99	U
108-90-7	Chlorobenzene	99	U
100-41-4	Ethylbenzene	99	U
100-42-5	Styrene	99	U
1330-20-7	Xylene (total)	99	U

PSS115 S45

1F

VOLATILE ORGANICS ANALYSIS DATA SHEET

TENTATIVELY IDENTIFIED COMPOUNDS

EPA SAMPLE NO.

1WA (22.25-23.25')

Lab Name: H2M LABS, INC. Contract: _____

Lab Code: 10478 Case No.: KEY-PSS SAS No.: _____ SDG No.: PSS115

Matrix: (soil/water) SOIL Lab Sample ID: 0711566-003A

Sample wt/vol: 5 (g/mL) G Lab File ID: V\F31374.D

Level: (low/med) LOW Date Received: 10/04/07

% Moisture: not dec. 49.6 Date Analyzed: 10/12/07

GC Column: DB-624 ID: 0.18 (mm) Dilution Factor: 5.00

Soil Extract Volume: (µl) Soil Aliquot Volume: 0 (µL)

CONCENTRATION UNITS:

Number TICs found: 0 (µg/L or µg/Kg) UG/KG

CAS NUMBER	COMPOUND NAME	RT	EST.CONC.	Q

PSS115 S46

1C

SEMIVOLATILE ORGANICS ANALYSIS DATA SHEET

EPA SAMPLE NO.

1WA(22.25-23.25')

Lab Name: H2M LABS, INC. Contract: _____

Lab Code: 10478 Case No.: KEY-PSS SAS No.: _____ SDG No.: PSS115

Matrix: (soil/water) SOIL Lab Sample ID: 0711566-003B

Sample wt/vol: 15 (g/mL) G Lab File ID: A\C37809.D

Level: (low/med) LOW Date Received: 10/04/07

% Moisture: 49.6 Decanted: (Y/N) N Date Extracted: 10/10/07

Concentrated Extract Volume: 1000 (µL) Date Analyzed: 10/13/07

Injection Volume: 2 (µL) Dilution Factor: 1.00

GPC Cleanup: (Y/N) N pH: 6.0 Extraction: (Type) PFEX

CAS NO.	COMPOUND	CONCENTRATION UNITS: (µg/L or µg/Kg) UG/KG	Q
108-95-2	Phenol	650	U
111-44-4	Bis(2-chloroethyl)ether	650	U
95-57-8	2-Chlorophenol	650	U
541-73-1	1,3-Dichlorobenzene	650	U
106-46-7	1,4-Dichlorobenzene	650	U
95-50-1	1,2-Dichlorobenzene	650	U
95-48-7	2-Methylphenol	650	U
108-60-1	2,2'-oxybis(1-chloropropane)	650	U
106-44-5	4-Methylphenol	650	U
621-64-7	N-Nitroso-di-n-propylamine	650	U
67-72-1	Hexachloroethane	650	U
98-95-3	Nitrobenzene	650	U
78-59-1	Isophorone	650	U
88-75-5	2-Nitrophenol	650	U
105-67-9	2,4-Dimethylphenol	650	U
111-91-1	Bis(2-chloroethoxy)methane	650	U
120-83-2	2,4-Dichlorophenol	650	U
120-82-1	1,2,4-Trichlorobenzene	650	U
91-20-3	Naphthalene	650	U
106-47-8	4-Chloroaniline	650	U
87-68-3	Hexachlorobutadiene	650	U
59-50-7	4-Chloro-3-methylphenol	650	U
91-57-6	2-Methylnaphthalene	650	U
77-47-4	Hexachlorocyclopentadiene	650	U
88-06-2	2,4,6-Trichlorophenol	650	U
95-95-4	2,4,5-Trichlorophenol	1600	U
91-58-7	2-Chloronaphthalene	650	U
88-74-4	2-Nitroaniline	1600	U
131-11-3	Dimethylphthalate	650	U
208-96-8	Acenaphthylene	650	U
606-20-2	2,6-Dinitrotoluene	650	U
99-09-2	3-Nitroaniline	1600	U
83-32-9	Acenaphthene	650	U
51-28-5	2,4-Dinitrophenol	1600	U
100-02-7	4-Nitrophenol	1600	U
132-64-9	Dibenzofuran	650	U

PSS115 S47

1D

SEMIVOLATILE ORGANICS ANALYSIS DATA SHEET

EPA SAMPLE NO.

1WA(22.25-23.25')

Lab Name: H2M LABS, INC. Contract: _____

Lab Code: 10478 Case No.: KEY-PSS SAS No.: _____ SDG No.: PSS115

Matrix: (soil/water) SOIL Lab Sample ID: 0711566-003B

Sample wt/vol: 15 (g/mL) G Lab File ID: A\C37809.D

Level: (low/med) LOW Date Received: 10/04/07

% Moisture: 49.6 Decanted: (Y/N) N Date Extracted: 10/10/07

Concentrated Extract Volume: 1000 (µL) Date Analyzed: 10/13/07

Injection Volume: 2 (µL) Dilution Factor: 1.00

GPC Cleanup: (Y/N) N pH: 6.0 Extraction: (Type) PFEX

CAS NO.	COMPOUND	CONCENTRATION UNITS: (µg/L or µg/Kg) UG/KG	Q
121-14-2	2,4-Dinitrotoluene	650	U
84-66-2	Diethylphthalate	650	U
7005-72-3	4-Chlorophenyl-phenylether	650	U
86-73-7	Fluorene	650	U
100-01-6	4-Nitroaniline	1600	U
534-52-1	4,6-Dinitro-2-methylphenol	1600	U
86-30-6	N-Nitrosodiphenylamine	650	U
101-55-3	4-Bromophenyl-phenylether	650	U
118-74-1	Hexachlorobenzene	650	U
87-86-5	Pentachlorophenol	1600	U
85-01-8	Phenanthrene	630	J
120-12-7	Anthracene	240	J
86-74-8	Carbazole	650	U
84-74-2	Di-n-butyl phthalate	650	U
206-44-0	Fluoranthene	450	J
129-00-0	Pyrene	620	J
85-68-7	Butyl benzyl phthalate	650	U
91-94-1	3,3'-Dichlorobenzidine	650	U
56-55-3	Benzo(a)anthracene	220	J
218-01-9	Chrysene	250	J
117-81-7	Bis(2-ethylhexyl)phthalate	650	U
117-84-0	Di-n-octyl phthalate	650	U
205-99-2	Benzo(b)fluoranthene	650	U
207-08-9	Benzo(k)fluoranthene	650	U
50-32-8	Benzo(a)pyrene	650	U
193-39-5	Indeno(1,2,3-cd)pyrene	650	U
53-70-3	Dibenzo(a,h)anthracene	650	U
191-24-2	Benzo(g,h,i)perylene	650	U

(1) Cannot be separated from Diphenylamine

PSS115 S48

1G

SEMIVOLATILE ORGANICS ANALYSIS DATA SHEET
TENTATIVELY IDENTIFIED COMPOUNDS

EPA SAMPLE NO.

1WA(22.25-23.25')

Lab Name: H2M LABS, INC. Contract: _____

Lab Code: 10478 Case No.: KEY-PSS SAS No.: _____ SDG No.: PSS115

Matrix: (soil/water) SOIL Lab Sample ID: 0711566-003B

Sample wt/vol: 15 (g/mL) G Lab File ID: A\C37809.D

Level: (low/med) LOW Date Received: 10/04/07

% Moisture: 49.6 Decanted:(Y/N) N Date Extracted: 10/10/07

Concentrated Extract Volume: 1000 (µl) Date Analyzed: 10/13/07

Injection Volume: 2 (µl) Dilution Factor: 1.00

GPC Cleanup: (Y/N) N pH: 6.0 Extraction: (Type) PFEX

CONCENTRATION UNITS:

Number TICs found: 12 (µg/L or µg/Kg) UG/KG

	CAS NUMBER	COMPOUND NAME	RT	EST.CONC.	Q
1.		unknown (15.84)	15.84	740	J
2.		unknown (16.41)	16.41	990	J
3.	198-55-0	Perylene	16.99	290	JN
4.		(DEL) Alkane: Branched (17.01)	17.01	420	J
5.		(DEL) Alkane: Branched (17.04)	17.04	320	J
6.	192-97-2	Benzo(e)pyrene	17.34	300	JN
7.	10191-41-0	Vitamin e	18.07	280	JN
8.		unknown (19.34)	19.34	450	J
9.		unknown (19.44)	19.44	1800	J
10.		unknown (19.67)	19.67	630	J
11.		unknown (19.9)	19.90	1100	J
12.		unknown (20.12)	20.12	620	J
13.		unknown (21.16)	21.16	580	J
14.		unknown (21.33)	21.33	1400	J

1E

PESTICIDE ORGANICS ANALYSIS DATA SHEET

EPA SAMPLE NO.

1WA (22.25-23.25'

Lab Name: H2M LABS, INC. Contract: _____

Lab Code: 10478 Case No.: KEY-PSS SAS No.: _____ SDG No.: PSS115

Matrix: (soil/water) SOIL Lab Sample ID: 0711566-003B

Sample wt/vol: 15 (g/mL) G Lab File ID: a00209.raw

% Moisture: 49.6 Decanted: (Y/N) N Date Received: 10/04/07

Extraction: (Type) PFEX Date Extracted: 10/10/07

Concentrated Extract Volume: 5000 (uL) Date Analyzed: 10/13/07

Injection Volume: 0.5 (uL) Dilution Factor: 1.00

GPC Cleanup: (Y/N) N pH: 6.0 Sulfur Cleanup: (Y/N) Y

CAS NO	COMPOUND	CONCENTRATION UNITS: (µg/L or µg/Kg) UG/KG	Q
12674-11-2	Aroclor 1016	65	U
11104-28-2	Aroclor 1221	130	U
11141-16-5	Aroclor 1232	65	U
53469-21-9	Aroclor 1242	65	U
12672-29-6	Aroclor 1248	65	U
11097-69-1	Aroclor 1254	65	U
11096-82-5	Aroclor 1260	65	U

PSS115 S50

U.S. EPA - CLP

1

INORGANIC ANALYSIS DATA SHEET

EPA SAMPLE NO

GPESB-1WA (22.25-23.25')

Lab Name: H2M LABS, INC.

Lab Code: 10478 Case No. SAS No.: SDG No.: PSS115

Matrix (soil/water): SOIL Lab Sample ID: 0711566-003

Level (low/med): LOW Date Received: 10/4/2007

% Solids: 50.4

Concentration Units (ug/L or mg/kg dry weight): MG/KG

CAS No.	Analyte	Concentration	C	Q	M
7440-38-2	Arsenic	3.9		*	P
7440-39-3	Barium	119			P
7440-43-9	Cadmium	0.064	U		P
7440-47-3	Chromium	35.0		N*E	P
57-12-5	Cyanide	0.99	U		CA
7439-92-1	Lead	93.9		E	P
7439-97-6	Mercury	0.23		N	CV
7782-49-2	Selenium	0.87	B		P
7440-22-4	Silver	0.082	U	N	P

Color Before: BLACK Clarity Before: Texture: COARSE

Color After: YELLOW Clarity After: CLOUDY Artifacts:

Comments:

Date Reported: 10/23/07

PSS115 S51

1A

VOLATILE ORGANICS ANALYSIS DATA SHEET

EPA SAMPLE NO.

1WA (25-26')

Lab Name: H2M LABS, INC. Contract: _____

Lab Code: 10478 Case No.: KEY-PSS SAS No.: _____ SDG No.: PSS115

Matrix: (soil/water) SOIL Lab Sample ID: 0711566-004A

Sample wt/vol: 5 (g/mL) G Lab File ID: 7\P38056.D

Level: (low/med) LOW Date Received: 10/04/07

% Moisture: not dec. 56.3 Date Analyzed: 10/08/07

GC Column: R-502.2 ID: .53 (mm) Dilution Factor: 1.00

Soil Extract Volume: _____ (µL) Soil Aliquot Volume _____ (µL)

CAS NO.	COMPOUND	CONCENTRATION UNITS: (µg/L or µg/Kg) UG/KG	Q
74-87-3	Chloromethane	23	U
74-83-9	Bromomethane	23	U
75-01-4	Vinyl chloride	23	U
75-00-3	Chloroethane	23	U
75-09-2	Methylene chloride	10	BJ
67-64-1	Acetone	580	E
75-35-4	1,1-Dichloroethene	23	U
75-15-0	Carbon disulfide	23	U
75-34-3	1,1-Dichloroethane	23	U
540-59-0	1,2-Dichloroethene (total)	23	U
67-66-3	Chloroform	23	U
107-06-2	1,2-Dichloroethane	23	U
78-93-3	2-Butanone	180	
71-55-6	1,1,1-Trichloroethane	23	U
56-23-5	Carbon tetrachloride	23	U
75-27-4	Bromodichloromethane	23	U
78-87-5	1,2-Dichloropropane	23	U
10061-01-5	cis-1,3-Dichloropropene	23	U
79-01-6	Trichloroethene	23	U
124-48-1	Dibromochloromethane	23	U
79-00-5	1,1,2-Trichloroethane	23	U
71-43-2	Benzene	23	U
10061-02-6	trans-1,3-Dichloropropene	23	U
75-25-2	Bromoform	23	U
108-10-1	4-Methyl-2-pentanone	23	U
591-78-6	2-Hexanone	23	U
127-18-4	Tetrachloroethene	23	U
79-34-5	1,1,2,2-Tetrachloroethane	23	U
108-88-3	Toluene	23	U
108-90-7	Chlorobenzene	23	U
100-41-4	Ethylbenzene	23	U
100-42-5	Styrene	23	U
1330-20-7	Xylene (total)	23	U

PSS115 S52

1F

VOLATILE ORGANICS ANALYSIS DATA SHEET

TENTATIVELY IDENTIFIED COMPOUNDS

EPA SAMPLE NO.

1WA (25-26')

Lab Name: H2M LABS, INC. Contract: _____

Lab Code: 10478 Case No.: KEY-PSS SAS No.: _____ SDG No.: PSS115

Matrix: (soil/water) SOIL Lab Sample ID: 0711566-004A

Sample wt/vol: 5 (g/mL) G Lab File ID: 7\P38056.D

Level: (low/med) LOW Date Received: 10/04/07

% Moisture: not dec. 56.3 Date Analyzed: 10/08/07

GC Column: R-502.2 ID: .53 (mm) Dilution Factor: 1.00

Soil Extract Volume: (µl) Soil Aliquot Volume: 0 (µL)

CONCENTRATION UNITS:

Number TICs found: 2 (µg/L or µg/Kg) UG/KG

CAS NUMBER	COMPOUND NAME	RT	EST.CONC.	Q
1.	unknown siloxane (18.77)	18.77	13	JBX
2.	unknown siloxane (21.32)	21.32	38	JBX

PSS115 S53

1A

VOLATILE ORGANICS ANALYSIS DATA SHEET

EPA SAMPLE NO.

1WA (25-26')DL

Lab Name: H2M LABS, INC. Contract: _____

Lab Code: 10478 Case No.: KEY-PSS SAS No.: _____ SDG No.: PSS115

Matrix: (soil/water) SOIL Lab Sample ID: 0711566-004A

Sample wt/vol: 5 (g/mL) G Lab File ID: V\F31375.D

Level: (low/med) LOW Date Received: 10/04/07

% Moisture: not dec. 56.3 Date Analyzed: 10/12/07

GC Column: DB-624 ID: 0.18 (mm) Dilution Factor: 5.00

Soil Extract Volume: _____ (µL) Soil Aliquot Volume _____ (µL)

CAS NO.	COMPOUND	CONCENTRATION UNITS: (µg/L or µg/Kg) UG/KG	Q
74-87-3	Chloromethane	110	U
74-83-9	Bromomethane	110	U
75-01-4	Vinyl chloride	110	U
75-00-3	Chloroethane	110	U
75-09-2	Methylene chloride	70	DBJ
67-64-1	Acetone	1500	DB
75-35-4	1,1-Dichloroethene	110	U
75-15-0	Carbon disulfide	110	U
75-34-3	1,1-Dichloroethane	110	U
540-59-0	1,2-Dichloroethene (total)	110	U
67-66-3	Chloroform	110	U
107-06-2	1,2-Dichloroethane	110	U
78-93-3	2-Butanone	630	D
71-55-6	1,1,1-Trichloroethane	110	U
56-23-5	Carbon tetrachloride	110	U
75-27-4	Bromodichloromethane	110	U
78-87-5	1,2-Dichloropropane	110	U
10061-01-5	cis-1,3-Dichloropropene	110	U
79-01-6	Trichloroethene	110	U
124-48-1	Dibromochloromethane	110	U
79-00-5	1,1,2-Trichloroethane	110	U
71-43-2	Benzene	110	U
10061-02-6	trans-1,3-Dichloropropene	110	U
75-25-2	Bromoform	110	U
108-10-1	4-Methyl-2-pentanone	110	U
591-78-6	2-Hexanone	110	U
127-18-4	Tetrachloroethene	110	U
79-34-5	1,1,2,2-Tetrachloroethane	110	U
108-88-3	Toluene	110	U
108-90-7	Chlorobenzene	110	U
100-41-4	Ethylbenzene	110	U
100-42-5	Styrene	110	U
1330-20-7	Xylene (total)	110	U

PSS115 S54

1F

VOLATILE ORGANICS ANALYSIS DATA SHEET

TENTATIVELY IDENTIFIED COMPOUNDS

EPA SAMPLE NO.

1WA (25-26')DL

Lab Name: H2M LABS, INC. Contract: _____

Lab Code: 10478 Case No.: KEY-PSS SAS No.: _____ SDG No.: PSS115

Matrix: (soil/water) SOIL Lab Sample ID: 0711566-004A

Sample wt/vol: 5 (g/mL) G Lab File ID: V\F31375.D

Level: (low/med) LOW Date Received: 10/04/07

% Moisture: not dec. 56.3 Date Analyzed: 10/12/07

GC Column: DB-624 ID: 0.18 (mm) Dilution Factor: 5.00

Soil Extract Volume: (µl) Soil Aliquot Volume: 0 (µL)

CONCENTRATION UNITS:

Number TICs found: 0 (µg/L or µg/Kg) UG/KG

CAS NUMBER	COMPOUND NAME	RT	EST.CONC.	Q

PSS115 S55

1C

SEMIVOLATILE ORGANICS ANALYSIS DATA SHEET

EPA SAMPLE NO.

1WA(25-26')

Lab Name: H2M LABS, INC. Contract: _____

Lab Code: 10478 Case No.: KEY-PSS SAS No.: _____ SDG No.: PSS115

Matrix: (soil/water) SOIL Lab Sample ID: 0711566-004B

Sample wt/vol: 15 (g/mL) G Lab File ID: A\C37810.D

Level: (low/med) LOW Date Received: 10/04/07

% Moisture: 56.3 Decanted: (Y/N) N Date Extracted: 10/10/07

Concentrated Extract Volume: 1000 (µL) Date Analyzed: 10/13/07

Injection Volume: 2 (µL) Dilution Factor: 1.00

GPC Cleanup: (Y/N) N pH: 7.0 Extraction: (Type) PFEX

CAS NO.	COMPOUND	CONCENTRATION UNITS: (µg/L or µg/Kg) UG/KG	Q
108-95-2	Phenol	760	U
111-44-4	Bis(2-chloroethyl)ether	760	U
95-57-8	2-Chlorophenol	760	U
541-73-1	1,3-Dichlorobenzene	760	U
106-46-7	1,4-Dichlorobenzene	760	U
95-50-1	1,2-Dichlorobenzene	760	U
95-48-7	2-Methylphenol	760	U
108-60-1	2,2'-oxybis(1-chloropropane)	760	U
106-44-5	4-Methylphenol	760	U
621-64-7	N-Nitroso-di-n-propylamine	760	U
67-72-1	Hexachloroethane	760	U
98-95-3	Nitrobenzene	760	U
78-59-1	Isophorone	760	U
88-75-5	2-Nitrophenol	760	U
105-67-9	2,4-Dimethylphenol	760	U
111-91-1	Bis(2-chloroethoxy)methane	760	U
120-83-2	2,4-Dichlorophenol	760	U
120-82-1	1,2,4-Trichlorobenzene	760	U
91-20-3	Naphthalene	760	U
106-47-8	4-Chloroaniline	760	U
87-68-3	Hexachlorobutadiene	760	U
59-50-7	4-Chloro-3-methylphenol	760	U
91-57-6	2-Methylnaphthalene	760	U
77-47-4	Hexachlorocyclopentadiene	760	U
88-06-2	2,4,6-Trichlorophenol	760	U
95-95-4	2,4,5-Trichlorophenol	1900	U
91-58-7	2-Chloronaphthalene	760	U
88-74-4	2-Nitroaniline	1900	U
131-11-3	Dimethylphthalate	760	U
208-96-8	Acenaphthylene	760	U
606-20-2	2,6-Dinitrotoluene	760	U
99-09-2	3-Nitroaniline	1900	U
83-32-9	Acenaphthene	760	U
51-28-5	2,4-Dinitrophenol	1900	U
100-02-7	4-Nitrophenol	1900	U
132-64-9	Dibenzofuran	760	U

PSS115 S56

1D

SEMIVOLATILE ORGANICS ANALYSIS DATA SHEET

EPA SAMPLE NO.

1WA(25-26')

Lab Name: H2M LABS, INC. Contract: _____

Lab Code: 10478 Case No.: KEY-PSS SAS No.: _____ SDG No.: PSS115

Matrix: (soil/water) SOIL Lab Sample ID: 0711566-004B

Sample wt/vol: 15 (g/mL) G Lab File ID: A\C37810.D

Level: (low/med) LOW Date Received: 10/04/07

% Moisture: 56.3 Decanted: (Y/N) N Date Extracted: 10/10/07

Concentrated Extract Volume: 1000 (µL) Date Analyzed: 10/13/07

Injection Volume: 2 (µL) Dilution Factor: 1.00

GPC Cleanup: (Y/N) N pH: 7.0 Extraction: (Type) PFEX

CAS NO.	COMPOUND	CONCENTRATION UNITS: (µg/L or µg/Kg) UG/KG	Q
121-14-2	2,4-Dinitrotoluene	760	U
84-66-2	Diethylphthalate	760	U
7005-72-3	4-Chlorophenyl-phenylether	760	U
86-73-7	Fluorene	760	U
100-01-6	4-Nitroaniline	1900	U
534-52-1	4,6-Dinitro-2-methylphenol	1900	U
86-30-6	N-Nitrosodiphenylamine	760	U
101-55-3	4-Bromophenyl-phenylether	760	U
118-74-1	Hexachlorobenzene	760	U
87-86-5	Pentachlorophenol	1900	U
85-01-8	Phenanthrene	760	U
120-12-7	Anthracene	760	U
86-74-8	Carbazole	760	U
84-74-2	Di-n-butyl phthalate	760	U
206-44-0	Fluoranthene	760	U
129-00-0	Pyrene	150	J
85-68-7	Butyl benzyl phthalate	760	U
91-94-1	3,3'-Dichlorobenzidine	760	U
56-55-3	Benzo(a)anthracene	760	U
218-01-9	Chrysene	760	U
117-81-7	Bis(2-ethylhexyl)phthalate	760	U
117-84-0	Di-n-octyl phthalate	760	U
205-99-2	Benzo(b)fluoranthene	760	U
207-08-9	Benzo(k)fluoranthene	760	U
50-32-8	Benzo(a)pyrene	760	U
193-39-5	Indeno(1,2,3-cd)pyrene	760	U
53-70-3	Dibenzo(a,h)anthracene	760	U
191-24-2	Benzo(g,h,i)perylene	760	U

(1) Cannot be separated from Diphenylamine

PSS115 S57

1G

SEMIVOLATILE ORGANICS ANALYSIS DATA SHEET
TENTATIVELY IDENTIFIED COMPOUNDS

EPA SAMPLE NO.

1WA(25-26')

Lab Name: H2M LABS, INC. Contract: ____

Lab Code: 10478 Case No.: KEY-PSS SAS No.: ____ SDG No.: PSS115

Matrix: (soil/water) SOIL Lab Sample ID: 0711566-004B

Sample wt/vol: 15 (g/mL) G Lab File ID: A\C37810.D

Level: (low/med) LOW Date Received: 10/04/07

% Moisture: 56.3 Decanted:(Y/N) N Date Extracted: 10/10/07

Concentrated Extract Volume: 1000 (µl) Date Analyzed: 10/13/07

Injection Volume: 2 (µl) Dilution Factor: 1.00

GPC Cleanup: (Y/N) N pH: 7.0 Extraction: (Type) PFEX

CONCENTRATION UNITS:

Number TICs found: 8 (µg/L or µg/Kg) UG/KG

CAS NUMBER	COMPOUND NAME	RT	EST.CONC.	Q
1.	unknown (14.3)	14.30	310	J
2.	unknown (14.48)	14.48	660	J
3.	unknown (14.78)	14.78	1100	J
4.	unknown (15.84)	15.84	580	J
5.	(DEL) Alkane: Straight-Chain (16.39)	16.39	1000	J
6.	(DEL) Alkane: Straight-Chain (16.69)	16.69	500	J
7.	(DEL) Alkane: Straight-Chain (17.01)	17.01	690	J
8.	(DEL) Alkane: Straight-Chain (17.78)	17.78	470	J
9.	(DEL) Alkane: Straight-Chain (18.26)	18.26	530	J
10.	(DEL) Alkane: Straight-Chain (18.82)	18.82	470	J
11.	unknown (19.43)	19.43	1200	J
12.	unknown (19.89)	19.89	560	J
13.	unknown (21.15)	21.15	340	J
14.	unknown (21.33)	21.33	760	J

PSS115 S58

1E

PESTICIDE ORGANICS ANALYSIS DATA SHEET

EPA SAMPLE NO.

1WA (25-26')

Lab Name: H2M LABS, INC. Contract: _____

Lab Code: 10478 Case No.: KEY-PSS SAS No.: _____ SDG No.: PSS115

Matrix: (soil/water) SOIL Lab Sample ID: 0711566-004B

Sample wt/vol: 15 (g/mL) G Lab File ID: a00210.raw

% Moisture: 56.3 Decanted: (Y/N) N Date Received: 10/04/07

Extraction: (Type) PFEX Date Extracted: 10/10/07

Concentrated Extract Volume: 5000 (uL) Date Analyzed: 10/13/07

Injection Volume: 0.5 (uL) Dilution Factor: 1.00

GPC Cleanup: (Y/N) N pH: 7.0 Sulfur Cleanup: (Y/N) Y

CAS NO	COMPOUND	CONCENTRATION UNITS: (µg/L or µg/Kg) UG/KG	Q
12674-11-2	Aroclor 1016	76	U
11104-28-2	Aroclor 1221	150	U
11141-16-5	Aroclor 1232	76	U
53469-21-9	Aroclor 1242	76	U
12672-29-6	Aroclor 1248	76	U
11097-69-1	Aroclor 1254	76	U
11096-82-5	Aroclor 1260	76	U

PSS115 S59

U.S. EPA - CLP

1

INORGANIC ANALYSIS DATA SHEET

EPA SAMPLE NO

GPESB-1WA (25-26')

Lab Name: H2M LABS, INC.

Lab Code: 10478 Case No. SAS No.: SDG No.: PSS115

Matrix (soil/water): SOIL Lab Sample ID: 0711566-004

Level (low/med): LOW Date Received: 10/4/2007

% Solids: 43.7

Concentration Units (ug/L or mg/kg dry weight): MG/KG

CAS No.	Analyte	Concentration	C	Q	M
7440-38-2	Arsenic	5.7		*	P
7440-39-3	Barium	178			P
7440-43-9	Cadmium	0.096	B		P
7440-47-3	Chromium	44.7		N*E	P
57-12-5	Cyanide	1.6			CA
7439-92-1	Lead	62.3		E	P
7439-97-6	Mercury	0.23		N	CV
7782-49-2	Selenium	1.4			P
7440-22-4	Silver	0.094	U	N	P

Color Before: BLACK Clarity Before: Texture: COARSE

Color After: YELLOW Clarity After: CLOUDY Artifacts:

Comments:

Date Reported: 10/23/07

PSS115 S60

1A

VOLATILE ORGANICS ANALYSIS DATA SHEET

EPA SAMPLE NO.

SB100407

Lab Name: H2M LABS, INC. Contract: _____

Lab Code: 10478 Case No.: KEY-PSS SAS No.: _____ SDG No.: PSS115

Matrix: (soil/water) WATER Lab Sample ID: 0711566-005A

Sample wt/vol: 5 (g/mL) ML Lab File ID: A\A56347.D

Level: (low/med) LOW Date Received: 10/04/07

% Moisture: not dec. Date Analyzed: 10/07/07

GC Column: ZB-624 ID: .18 (mm) Dilution Factor: 1.00

Soil Extract Volume: _____ (µL) Soil Aliquot Volume _____ (µL)

CAS NO.	COMPOUND	CONCENTRATION UNITS: (µg/L or µg/Kg) UG/L	Q
74-87-3	Chloromethane	10	U
74-83-9	Bromomethane	10	U
75-01-4	Vinyl chloride	10	U
75-00-3	Chloroethane	10	U
75-09-2	Methylene chloride	10	U
67-64-1	Acetone	10	U
75-35-4	1,1-Dichloroethene	10	U
75-15-0	Carbon disulfide	10	U
75-34-3	1,1-Dichloroethane	10	U
540-59-0	1,2-Dichloroethene (total)	10	U
67-66-3	Chloroform	10	U
107-06-2	1,2-Dichloroethane	10	U
78-93-3	2-Butanone	10	U
71-55-6	1,1,1-Trichloroethane	10	U
56-23-5	Carbon tetrachloride	10	U
75-27-4	Bromodichloromethane	10	U
78-87-5	1,2-Dichloropropane	10	U
10061-01-5	cis-1,3-Dichloropropene	10	U
79-01-6	Trichloroethene	10	U
124-48-1	Dibromochloromethane	10	U
79-00-5	1,1,2-Trichloroethane	10	U
71-43-2	Benzene	10	U
10061-02-6	trans-1,3-Dichloropropene	10	U
75-25-2	Bromoform	10	U
108-10-1	4-Methyl-2-pentanone	10	U
591-78-6	2-Hexanone	10	U
127-18-4	Tetrachloroethene	10	U
79-34-5	1,1,2,2-Tetrachloroethane	10	U
108-88-3	Toluene	10	U
108-90-7	Chlorobenzene	10	U
100-41-4	Ethylbenzene	10	U
100-42-5	Styrene	10	U
1330-20-7	Xylene (total)	10	U

PSS115 S61

1F

VOLATILE ORGANICS ANALYSIS DATA SHEET

TENTATIVELY IDENTIFIED COMPOUNDS

EPA SAMPLE NO.

SB100407

Lab Name: H2M LABS, INC. Contract: _____

Lab Code: 10478 Case No.: KEY-PSS SAS No.: _____ SDG No.: PSS115

Matrix: (soil/water) WATER Lab Sample ID: 0711566-005A

Sample wt/vol: 5 (g/mL) ML Lab File ID: A\A56347.D

Level: (low/med) LOW Date Received: 10/04/07

% Moisture: not dec. Date Analyzed: 10/07/07

GC Column: ZB-624 ID: .18 (mm) Dilution Factor: 1.00

Soil Extract Volume: (µl) Soil Aliquot Volume: 0 (µL)

CONCENTRATION UNITS:

Number TICs found: 0 (µg/L or µg/Kg) UG/L

CAS NUMBER	COMPOUND NAME	RT	EST.CONC.	Q

PSS115 S62

Analytical Data Package For

KEYSPAN
PAULUS, SOKOLOWSKI AND SARTOR,LLC
CLIFTON SOIL & GROUNDWATER SAMPLING
SDG NO: PSS113

#5 (

Water Samples
Received: 9/26/07, 9/27/07 & 9/28/07

SAMPLE DATA SUMMARY PACKAGE

SEPTEMBER 2007

H2M LABS, INC.
Environmental Testing Laboratories
575 Broad Hollow Road, Melville, N.Y. 11747

H2M LABS, INC.

4. SAMPLE REPORTS

4.1 VOLATILES
4.2 SEMIVOLATILES
4.3 PCBs
4.4 METALS

PSS113 S42

H2M LABS, INC.

QUALIFIERS FOR REPORTING ORGANICS DATA

Value - If the result is a value greater than or equal to the quantification limit, report the value.

U - Indicates compound was analyzed for but not detected. The sample quantitation limit must be corrected for dilution and for percent moisture. For example, 10U for phenol in water if the sample final volume is the protocol-specified final volume. If a 1 to 10 dilution of extract is necessary, the reported limit is 100 U. For a soil sample, the value must also be adjusted for percent moisture. For example, if the sample had 24% moisture and a 1 to 10 dilution factor, the sample quantitation limit for phenol (330 U) would be corrected to:

$$\frac{(300\ U)}{D} \text{ x df where } D = \frac{100\% moisture}{100}$$

and df - dilution factor

$$\text{For example, at 24\% moisture, } D = \frac{100-24}{100} = 0.76$$

$$\frac{(300\ U)}{.76} \text{ x 10 - 4300 U rounded to the appropriate number of significant figures}$$

For semivolatile soil samples, the extract must be concentrated to 0.5 mL, and the sensitivity of the analysis is not compromised by the cleanup procedures. Similarly, pesticide samples subjected to GPC are concentrated to 5.0 mL. Therefore, the CRQL values in Exhibit C will apply to all samples, regardless of cleanup. However, if a sample extract cannot be concentrated to the protocol-specified volume (see Exhibit C), this fact must be accounted for in reporting the sample quantitation limit.

J - Indicates an estimated value. This flag is used either when estimating a concentration for tentatively identified compounds where a 1:1 response is assumed or when the mass spectral data indicates the presence of a compound that meets the identification criteria but the result is less than the specified quantification limit but greater than zero. (e.g.: If limit of quantification is 10 ug/L and a concentration of 3 ug/L is calculated, report as 3J.) The sample quantitation limit must be adjusted for dilution as discussed for the U flag.

N - Indicates presumptive evidence of a compound. This flag is only used for tentatively identified compounds, where the identification is based on a mass spectral library search. It is applied to all TIC results. For generic characterization of a TIC, such as chlorinated hydrocarbon, the N code is not used.

P - This flag is used for a pesticide/Aroclor target analyte when there is greater than 25% difference for detected concentrations between the two GC columns (see Form X). The lower of the two values is reported of Form I with a "P".

C - This flag applies to pesticide results when the identification has been confirmed by GC/MS.. If GC/MS confirmation was attempted but was unsuccessful, do not apply this flag, instead use a Laboratory defined flag, discussed below.

H2M LABS, INC.

B - This flag is used when the analyte is found in the associated blank as well as in the sample. It indicates possible probable blank contamination and warns the data user to take appropriate action. This flag must be used for a TIC as well as for a positively identified target compound.

E - This flag identified compounds whose concentrations exceed the calibration range of the GC/MS instrument for that specific analysis. If one or more compounds have a response greater than full scale, except as noted in Exhibit D, the sample or extract must be diluted and re-analyzed according to the specifications in Exhibit D. All such compounds with a response greater than full scale should have the concentration flagged with an "E" on the Form I for the original analysis. If the dilution of the extract causes any compounds identified in the first analysis to be below the calibration ranges in the second analysis, then the results of both analyses shall be reported on separate copies of Form I. The Form I for the diluted sample shall have the "DL" suffix appended to the sample number. NOTE: For total xylenes, where three isomers are quantified as two peaks, the calibration range of each peak should be considered separately, e.g. a diluted analysis is not required for total xylenes unless the concentration of the peak representing the single isomer exceed 200 ug/L or the peak representing the two coeluting isomers on that GC column exceed 400 ug/L. Similarly, if the two 1,2-Dichloroethene isomers coelute, a diluted analysis is not required unless the concentration exceed 400 ug/L.

D - This flag identifies all compounds identified in an analysis at a secondary dilution factor. If a sample or extract is re-analyzed at a higher dilution factor, as in the "E" flag above, the "DL" suffix is appended to the sample number on the Form I for the diluted sample, and all concentration values reported on that Form I are flagged with the "D" flag. This flag alerts data users that any discrepancies between the concentrations reported may be due to dilution of the sample or extract.

A - This flag indicates that a TIC is a suspected aldol-condensation product.

X - This flag indicates suspected column bleed.

Y - This flag denotes concentration of tentatively identified compounds (TICs) to be biased low due to matrix interference with internal standard.

Z - Other specific flags may be required to properly define the results. If used, they must be fully described and such description attached to the Sample Data Summary Package and the SDG narrative. Begin by using "X". If more than one flag is required use "Y" and "Z" as needed. If more than five qualifiers are required for a sample result, used the "X" flag to combine several flags as needed. For instance, the "X" flag might combine "A", "B", and "D" flags for some samples. The laboratory defined flags limited to the letters "X", "Y" and "Z".

The combination of flags "BU" or "UB" is expressly prohibited. Blank contaminants are flagged "B" only when they are detected in the sample.

H2M LABS, INC.

QUALIFIERS FOR METALS ANALYSIS

Q (Quality Control) Qualifiers

E - The reported value is estimated because of the presence of interference. An explanatory note is included in the SDG narrative.

M - Duplicate injection precision not met.

N - Matrix spike sample recovery not within control limits.

S - The reported value was determined by the Method of Standard Additions (MSA).

+ - Correlation coefficient for the MSA is less than 0.995

W - Post digestion spike for Furnace AA analysis is out of control limits (85-115%), while sample absorbance is less than 50% of spike absorbance.

* - Duplicate analysis is not within control limits.

C (Concentration) Qualifiers

B - Entered if the reported value is less than the Contract Required Detection Limit (CRDL) but greater than the Instrument Detection Limit (IDL).

U - Entered if the analyte was analyzed for but not detected, i.e., less than the IDL.

M (Method) Qualifiers

P - Analyzed by ICP.
M - Analyzed by ICP-MS
A - Analyzed by Flame AA.
F - Analyzed by Furnace AA.
CV - Analyzed by Manual Cold Vapor techniques.
AV - Analyzed by Automated Cold Vapor techniques.
C - Analyzed by Manual Spectrophotometric Method.
CA- Analyzed by Midi-distillation Spectrophotometric Method.
NR - Analyte not Required.

1A

VOLATILE ORGANICS ANALYSIS DATA SHEET

EPA SAMPLE NO.

SB-1W-2

Lab Name: H2M LABS, INC. Contract: _____

Lab Code: 10478 Case No.: KEY-PSS SAS No.: _____ SDG No.: PSS113

Matrix: (soil/water) SOIL Lab Sample ID: 0711202-001A

Sample wt/vol: 5 (g/mL) G Lab File ID: 7\P37915.D

Level: (low/med) LOW Date Received: 09/26/07

% Moisture: not dec. 13.5 Date Analyzed: 10/02/07

GC Column: R-502.2 ID: .53 (mm) Dilution Factor: 1.00

Soil Extract Volume: _____ (µL) Soil Aliquot Volume _____ (µL)

CAS NO.	COMPOUND	CONCENTRATION UNITS: (µg/L or µg/Kg) UG/KG	Q
74-87-3	Chloromethane	12	U
74-83-9	Bromomethane	12	U
75-01-4	Vinyl chloride	12	U
75-00-3	Chloroethane	12	U
75-09-2	Methylene chloride	3	BJ
67-64-1	Acetone	12	U
75-35-4	1,1-Dichloroethene	12	U
75-15-0	Carbon disulfide	2	J
75-34-3	1,1-Dichloroethane	12	U
540-59-0	1,2-Dichloroethene (total)	12	U
67-66-3	Chloroform	12	U
107-06-2	1,2-Dichloroethane	12	U
78-93-3	2-Butanone	12	U
71-55-6	1,1,1-Trichloroethane	12	U
56-23-5	Carbon tetrachloride	12	U
75-27-4	Bromodichloromethane	12	U
78-87-5	1,2-Dichloropropane	12	U
10061-01-5	cis-1,3-Dichloropropene	12	U
79-01-6	Trichloroethene	12	U
124-48-1	Dibromochloromethane	12	U
79-00-5	1,1,2-Trichloroethane	12	U
71-43-2	Benzene	12	U
10061-02-6	trans-1,3-Dichloropropene	12	U
75-25-2	Bromoform	12	U
108-10-1	4-Methyl-2-pentanone	12	U
591-78-6	2-Hexanone	12	U
127-18-4	Tetrachloroethene	12	U
79-34-5	1,1,2,2-Tetrachloroethane	12	U
108-88-3	Toluene	12	U
108-90-7	Chlorobenzene	12	U
100-41-4	Ethylbenzene	12	U
100-42-5	Styrene	12	U
1330-20-7	Xylene (total)	12	U

PSS113 S46

1F

VOLATILE ORGANICS ANALYSIS DATA SHEET

TENTATIVELY IDENTIFIED COMPOUNDS

EPA SAMPLE NO.

SB-1W-2

Lab Name: H2M LABS, INC. Contract: _____

Lab Code: 10478 Case No.: KEY-PSS SAS No.: _____ SDG No.: PSS113

Matrix: (soil/water) SOIL Lab Sample ID: 0711202-001A

Sample wt/vol: 5 (g/mL) G Lab File ID: 7\P37915.D

Level: (low/med) LOW Date Received: 09/26/07

% Moisture: not dec. 13.5 Date Analyzed: 10/02/07

GC Column: R-502.2 ID: .53 (mm) Dilution Factor: 1.00

Soil Extract Volume: (µl) Soil Aliquot Volume: 0 (µL)

Number TICs found: 0 CONCENTRATION UNITS: (µg/L or µg/Kg) UG/KG

CAS NUMBER	COMPOUND NAME	RT	EST.CONC.	Q

PSS113 S47

1C

SEMIVOLATILE ORGANICS ANALYSIS DATA SHEET

EPA SAMPLE NO.

SB-1W-2

Lab Name: H2M LABS, INC. Contract: _____

Lab Code: 10478 Case No.: KEY-PSS SAS No.: _____ SDG No.: PSS113

Matrix: (soil/water) SOIL Lab Sample ID: 0711202-001B

Sample wt/vol: 15 (g/mL) G Lab File ID: A\C37725.D

Level: (low/med) LOW Date Received: 09/26/07

% Moisture: 13.5 Decanted: (Y/N) N Date Extracted: 10/01/07

Concentrated Extract Volume: 1000 (µL) Date Analyzed: 10/08/07

Injection Volume: 2 (µL) Dilution Factor: 1.00

GPC Cleanup: (Y/N) N pH: 8.0 Extraction: (Type) PFEX

CAS NO.	COMPOUND	CONCENTRATION UNITS: (µg/L or µg/Kg) UG/KG	Q
108-95-2	Phenol	380	U
111-44-4	Bis(2-chloroethyl)ether	380	U
95-57-8	2-Chlorophenol	380	U
541-73-1	1,3-Dichlorobenzene	380	U
106-46-7	1,4-Dichlorobenzene	380	U
95-50-1	1,2-Dichlorobenzene	380	U
95-48-7	2-Methylphenol	380	U
108-60-1	2,2'-oxybis(1-chloropropane)	380	U
106-44-5	4-Methylphenol	380	U
621-64-7	N-Nitroso-di-n-propylamine	380	U
67-72-1	Hexachloroethane	380	U
98-95-3	Nitrobenzene	380	U
78-59-1	Isophorone	380	U
88-75-5	2-Nitrophenol	380	U
105-67-9	2,4-Dimethylphenol	380	U
111-91-1	Bis(2-chloroethoxy)methane	380	U
120-83-2	2,4-Dichlorophenol	380	U
120-82-1	1,2,4-Trichlorobenzene	380	U
91-20-3	Naphthalene	280	J
106-47-8	4-Chloroaniline	380	U
87-68-3	Hexachlorobutadiene	380	U
59-50-7	4-Chloro-3-methylphenol	380	U
91-57-6	2-Methylnaphthalene	130	J
77-47-4	Hexachlorocyclopentadiene	380	U
88-06-2	2,4,6-Trichlorophenol	380	U
95-95-4	2,4,5-Trichlorophenol	960	U
91-58-7	2-Chloronaphthalene	380	U
88-74-4	2-Nitroaniline	960	U
131-11-3	Dimethylphthalate	380	U
208-96-8	Acenaphthylene	110	J
606-20-2	2,6-Dinitrotoluene	380	U
99-09-2	3-Nitroaniline	960	U
83-32-9	Acenaphthene	380	U
51-28-5	2,4-Dinitrophenol	960	U
100-02-7	4-Nitrophenol	960	U
132-64-9	Dibenzofuran	380	U

PSS113 S48

1D

SEMIVOLATILE ORGANICS ANALYSIS DATA SHEET

EPA SAMPLE NO.

SB-1W-2

Lab Name: H2M LABS, INC. Contract: _____

Lab Code: 10478 Case No.: KEY-PSS SAS No.: _____ SDG No.: PSS113

Matrix: (soil/water) SOIL Lab Sample ID: 0711202-001B

Sample wt/vol: 15 (g/mL) G Lab File ID: A\C37725.D

Level: (low/med) LOW Date Received: 09/26/07

% Moisture: 13.5 Decanted:(Y/N) N Date Extracted: 10/01/07

Concentrated Extract Volume: 1000 (µL) Date Analyzed: 10/08/07

Injection Volume: 2 (µL) Dilution Factor: 1.00

GPC Cleanup: (Y/N) N pH: 8.0 Extraction: (Type) PFEX

CAS NO.	COMPOUND	CONCENTRATION UNITS: (µg/L or µg/Kg) UG/KG	Q
121-14-2	2,4-Dinitrotoluene	380	U
84-66-2	Diethylphthalate	220	J
7005-72-3	4-Chlorophenyl-phenylether	380	U
86-73-7	Fluorene	380	U
100-01-6	4-Nitroaniline	960	U
534-52-1	4,6-Dinitro-2-methylphenol	960	U
86-30-6	N-Nitrosodiphenylamine	380	U
101-55-3	4-Bromophenyl-phenylether	380	U
118-74-1	Hexachlorobenzene	380	U
87-86-5	Pentachlorophenol	960	U
85-01-8	Phenanthrene	98	J
120-12-7	Anthracene	380	U
86-74-8	Carbazole	380	U
84-74-2	Di-n-butyl phthalate	380	U
206-44-0	Fluoranthene	160	J
129-00-0	Pyrene	180	J
85-68-7	Butyl benzyl phthalate	380	U
91-94-1	3,3'-Dichlorobenzidine	380	U
56-55-3	Benzo(a)anthracene	150	J
218-01-9	Chrysene	200	J
117-81-7	Bis(2-ethylhexyl)phthalate	380	U
117-84-0	Di-n-octyl phthalate	380	U
205-99-2	Benzo(b)fluoranthene	130	J
207-08-9	Benzo(k)fluoranthene	120	J
50-32-8	Benzo(a)pyrene	380	U
193-39-5	Indeno(1,2,3-cd)pyrene	380	U
53-70-3	Dibenzo(a,h)anthracene	380	U
191-24-2	Benzo(g,h,i)perylene	380	U

(1) Cannot be separated from Diphenylamine

PSS113 S49

1G

SEMIVOLATILE ORGANICS ANALYSIS DATA SHEET
TENTATIVELY IDENTIFIED COMPOUNDS

EPA SAMPLE NO.

SB-1W-2

Lab Name: H2M LABS, INC. Contract: _____

Lab Code: 10478 Case No.: KEY-PSS SAS No.: _____ SDG No.: PSS113

Matrix: (soil/water) SOIL Lab Sample ID: 0711202-001B

Sample wt/vol: 15 (g/mL) G Lab File ID: A\C37725.D

Level: (low/med) LOW Date Received: 09/26/07

% Moisture: 13.5 Decanted:(Y/N) N Date Extracted: 10/01/07

Concentrated Extract Volume: 1000 (µl) Date Analyzed: 10/08/07

Injection Volume: 2 (µl) Dilution Factor: 1.00

GPC Cleanup: (Y/N) N pH: 8.0 Extraction: (Type) PFEX

CONCENTRATION UNITS:

Number TICs found: 20 (µg/L or µg/Kg) UG/KG

CAS NUMBER	COMPOUND NAME	RT	EST.CONC.	Q
1. 004161-60-8	2-Pentanone, 4-hydroxy-	3.22	570	JNA
2. 000123-42-2	2-Pentanone, 4-hydroxy-4-methyl-	3.41	44000	JNA
3.	C3 substituted benzene (3.84)	3.84	11000	J
4. 000098-83-9	_alpha_-Methylstyrene	4.21	610	JN
5.	C3 substituted benzene (4.72)	4.72	4300	J
6.	C4 substituted benzene (5.13)	5.13	2600	J
7.	C4 substituted benzene (5.18)	5.18	1100	J
8.	unknown aromatic (5.43)	5.43	3600	J
9.	C4 substituted benzene (5.66)	5.66	600	J
10.	C4 substituted benzene (5.73)	5.73	1200	J
11.	unknown aromatic (6.39)	6.39	2100	J
12.	unknown aromatic (6.48)	6.48	2300	J
13.	unknown aromatic (7.34)	7.34	570	J
14. 000089-83-8	Thymol	7.55	640	JN
15.	unknown aromatic (8.08)	8.08	2400	J
16.	unknown aromatic (9.03)	9.03	540	J
17.	unknown aromatic (11.88)	11.88	490	J
18.	unknown aromatic (12.49)	12.49	820	J
19.	unknown aromatic (12.78)	12.78	560	J
20.	unknown (12.93)	12.93	510	J
21.	unknown aromatic (12.97)	12.97	590	J
22.	unknown aromatic (13.84)	13.84	690	J

PSS113 S50

1E

PESTICIDE ORGANICS ANALYSIS DATA SHEET

EPA SAMPLE NO.

1W-2

Lab Name: H2M LABS, INC. Contract: _____

Lab Code: 10478 Case No.: KEY-PSS SAS No.: _____ SDG No.: PSS113

Matrix: (soil/water) SOIL Lab Sample ID: 0711202-001B

Sample wt/vol: 15 (g/mL) G Lab File ID: a00602.raw

% Moisture: 13.5 Decanted: (Y/N) N Date Received: 09/26/07

Extraction: (Type) PFEX Date Extracted: 10/01/07

Concentrated Extract Volume: 5000 (uL) Date Analyzed: 10/04/07

Injection Volume: 0.5 (uL) Dilution Factor: 1.00

GPC Cleanup: (Y/N) N pH: 8.0 Sulfur Cleanup: (Y/N) Y

CAS NO	COMPOUND	CONCENTRATION UNITS: (µg/L or µg/Kg) UG/KG	Q
12674-11-2	Aroclor 1016	300	U
11104-28-2	Aroclor 1221	610	U
11141-16-5	Aroclor 1232	300	U
53469-21-9	Aroclor 1242	300	U
12672-29-6	Aroclor 1248	300	U
11097-69-1	Aroclor 1254	300	U
11096-82-5	Aroclor 1260	300	U

PSS113 S51

U.S. EPA - CLP

1

INORGANIC ANALYSIS DATA SHEET

EPA SAMPLE NO

GPESB-1W-2

Lab Name: H2M LABS, INC.

Lab Code: 10478 Case No. SAS No.: SDG No.: PSS113

Matrix (soil/water): SOIL Lab Sample ID: 0711202-001

Level (low/med): LOW Date Received: 9/26/2007

% Solids: 86.5

Concentration Units (ug/L or mg/kg dry weight): MG/KG

CAS No.	Analyte	Concentration	C	Q	M
7440-38-2	Arsenic	3.9			P
7440-39-3	Barium	68.2		E	P
7440-43-9	Cadmium	0.037	U		P
7440-47-3	Chromium	55.4		E	P
57-12-5	Cyanide	3.9			CA
7439-92-1	Lead	22.8			P
7439-97-6	Mercury	0.023	B		CV
7782-49-2	Selenium	0.28	U		P
7440-22-4	Silver	0.23	B	N	P

Color Before: BROWN Clarity Before: Texture: MEDIUM

Color After: YELLOW Clarity After: CLEAR Artifacts:

Comments:

Date Reported: 10/15/07

PSS113 S52

1A

VOLATILE ORGANICS ANALYSIS DATA SHEET

EPA SAMPLE NO.

SB-1W-3

Lab Name: H2M LABS, INC. Contract: _____

Lab Code: 10478 Case No.: KEY-PSS SAS No.: _____ SDG No.: PSS113

Matrix: (soil/water) SOIL Lab Sample ID: 0711202-002A

Sample wt/vol: 5 (g/mL) G Lab File ID: 7\P37916.D

Level: (low/med) LOW Date Received: 09/26/07

% Moisture: not dec. 13.4 Date Analyzed: 10/02/07

GC Column: R-502.2 ID: .53 (mm) Dilution Factor: 1.00

Soil Extract Volume: _____ (µL) Soil Aliquot Volume _____ (µL)

CAS NO.	COMPOUND	CONCENTRATION UNITS: (µg/L or µg/Kg) UG/KG	Q
74-87-3	Chloromethane	12	U
74-83-9	Bromomethane	12	U
75-01-4	Vinyl chloride	12	U
75-00-3	Chloroethane	12	U
75-09-2	Methylene chloride	3	BJ
67-64-1	Acetone	12	U
75-35-4	1,1-Dichloroethene	12	U
75-15-0	Carbon disulfide	12	U
75-34-3	1,1-Dichloroethane	12	U
540-59-0	1,2-Dichloroethene (total)	12	U
67-66-3	Chloroform	12	U
107-06-2	1,2-Dichloroethane	12	U
78-93-3	2-Butanone	12	U
71-55-6	1,1,1-Trichloroethane	12	U
56-23-5	Carbon tetrachloride	12	U
75-27-4	Bromodichloromethane	12	U
78-87-5	1,2-Dichloropropane	12	U
10061-01-5	cis-1,3-Dichloropropene	12	U
79-01-6	Trichloroethene	12	U
124-48-1	Dibromochloromethane	12	U
79-00-5	1,1,2-Trichloroethane	12	U
71-43-2	Benzene	12	U
10061-02-6	trans-1,3-Dichloropropene	12	U
75-25-2	Bromoform	12	U
108-10-1	4-Methyl-2-pentanone	12	U
591-78-6	2-Hexanone	12	U
127-18-4	Tetrachloroethene	12	U
79-34-5	1,1,2,2-Tetrachloroethane	12	U
108-88-3	Toluene	12	U
108-90-7	Chlorobenzene	12	U
100-41-4	Ethylbenzene	12	U
100-42-5	Styrene	12	U
1330-20-7	Xylene (total)	12	U

PSS113 S53

1F

VOLATILE ORGANICS ANALYSIS DATA SHEET

TENTATIVELY IDENTIFIED COMPOUNDS

EPA SAMPLE NO.

SB-1W-3

Lab Name: H2M LABS, INC. Contract: _____

Lab Code: 10478 Case No.: KEY-PSS SAS No.: _____ SDG No.: PSS113

Matrix: (soil/water) SOIL Lab Sample ID: 0711202-002A

Sample wt/vol: 5 (g/mL) G Lab File ID: 7\P37916.D

Level: (low/med) LOW Date Received: 09/26/07

% Moisture: not dec. 13.4 Date Analyzed: 10/02/07

GC Column: R-502.2 ID: .53 (mm) Dilution Factor: 1.00

Soil Extract Volume: (µl) Soil Aliquot Volume: 0 (µL)

CONCENTRATION UNITS:

Number TICs found: 0 (µg/L or µg/Kg) UG/KG

CAS NUMBER	COMPOUND NAME	RT	EST.CONC.	Q

PSS113 S54

1C

SEMIVOLATILE ORGANICS ANALYSIS DATA SHEET

EPA SAMPLE NO.

SB-1W-3

Lab Name: H2M LABS, INC. Contract: _____

Lab Code: 10478 Case No.: KEY-PSS SAS No.: _____ SDG No.: PSS113

Matrix: (soil/water) SOIL Lab Sample ID: 0711202-002B

Sample wt/vol: 15 (g/mL) G Lab File ID: A\C37726.D

Level: (low/med) LOW Date Received: 09/26/07

% Moisture: 13.4 Decanted: (Y/N) N Date Extracted: 10/01/07

Concentrated Extract Volume: 1000 (µL) Date Analyzed: 10/08/07

Injection Volume: 2 (µL) Dilution Factor: 1.00

GPC Cleanup: (Y/N) N pH: 8.0 Extraction: (Type) PFEX

CAS NO.	COMPOUND	CONCENTRATION UNITS: (µg/L or µg/Kg) UG/KG	Q
108-95-2	Phenol	380	U
111-44-4	Bis(2-chloroethyl)ether	380	U
95-57-8	2-Chlorophenol	380	U
541-73-1	1,3-Dichlorobenzene	380	U
106-46-7	1,4-Dichlorobenzene	380	U
95-50-1	1,2-Dichlorobenzene	380	U
95-48-7	2-Methylphenol	380	U
108-60-1	2,2'-oxybis(1-chloropropane)	380	U
106-44-5	4-Methylphenol	380	U
621-64-7	N-Nitroso-di-n-propylamine	380	U
67-72-1	Hexachloroethane	380	U
98-95-3	Nitrobenzene	380	U
78-59-1	Isophorone	380	U
88-75-5	2-Nitrophenol	380	U
105-67-9	2,4-Dimethylphenol	380	U
111-91-1	Bis(2-chloroethoxy)methane	380	U
120-83-2	2,4-Dichlorophenol	380	U
120-82-1	1,2,4-Trichlorobenzene	380	U
91-20-3	Naphthalene	120	J
106-47-8	4-Chloroaniline	380	U
87-68-3	Hexachlorobutadiene	380	U
59-50-7	4-Chloro-3-methylphenol	380	U
91-57-6	2-Methylnaphthalene	170	J
77-47-4	Hexachlorocyclopentadiene	380	U
88-06-2	2,4,6-Trichlorophenol	380	U
95-95-4	2,4,5-Trichlorophenol	960	U
91-58-7	2-Chloronaphthalene	380	U
88-74-4	2-Nitroaniline	960	U
131-11-3	Dimethylphthalate	380	U
208-96-8	Acenaphthylene	380	U
606-20-2	2,6-Dinitrotoluene	380	U
99-09-2	3-Nitroaniline	960	U
83-32-9	Acenaphthene	380	U
51-28-5	2,4-Dinitrophenol	960	U
100-02-7	4-Nitrophenol	960	U
132-64-9	Dibenzofuran	380	U

PSS113 S55

1D

SEMIVOLATILE ORGANICS ANALYSIS DATA SHEET

EPA SAMPLE NO.

SB-1W-3

Lab Name: H2M LABS, INC. Contract: _____

Lab Code: 10478 Case No.: KEY-PSS SAS No.: _____ SDG No.: PSS113

Matrix: (soil/water) SOIL Lab Sample ID: 0711202-002B

Sample wt/vol: 15 (g/mL) G Lab File ID: A\C37726.D

Level: (low/med) LOW Date Received: 09/26/07

% Moisture: 13.4 Decanted: (Y/N) N Date Extracted: 10/01/07

Concentrated Extract Volume: 1000 (µL) Date Analyzed: 10/08/07

Injection Volume: 2 (µL) Dilution Factor: 1.00

GPC Cleanup: (Y/N) N pH: 8.0 Extraction: (Type) PFEX

CAS NO.	COMPOUND	CONCENTRATION UNITS: (µg/L or µg/Kg) UG/KG	Q
121-14-2	2,4-Dinitrotoluene	380	U
84-66-2	Diethylphthalate	160	J
7005-72-3	4-Chlorophenyl-phenylether	380	U
86-73-7	Fluorene	380	U
100-01-6	4-Nitroaniline	960	U
534-52-1	4,6-Dinitro-2-methylphenol	960	U
86-30-6	N-Nitrosodiphenylamine	380	U
101-55-3	4-Bromophenyl-phenylether	380	U
118-74-1	Hexachlorobenzene	380	U
87-86-5	Pentachlorophenol	960	U
85-01-8	Phenanthrene	110	J
120-12-7	Anthracene	380	U
86-74-8	Carbazole	380	U
84-74-2	Di-n-butyl phthalate	380	U
206-44-0	Fluoranthene	130	J
129-00-0	Pyrene	160	J
85-68-7	Butyl benzyl phthalate	380	U
91-94-1	3,3´-Dichlorobenzidine	380	U
56-55-3	Benzo(a)anthracene	87	J
218-01-9	Chrysene	160	J
117-81-7	Bis(2-ethylhexyl)phthalate	380	U
117-84-0	Di-n-octyl phthalate	380	U
205-99-2	Benzo(b)fluoranthene	120	J.
207-08-9	Benzo(k)fluoranthene	380	U
50-32-8	Benzo(a)pyrene	380	U
193-39-5	Indeno(1,2,3-cd)pyrene	380	U
53-70-3	Dibenzo(a,h)anthracene	380	U
191-24-2	Benzo(g,h,i)perylene	380	U

(1) Cannot be separated from Diphenylamine

PSS113 S56

1G

SEMIVOLATILE ORGANICS ANALYSIS DATA SHEET
TENTATIVELY IDENTIFIED COMPOUNDS

EPA SAMPLE NO.

SB-1W-3

Lab Name: H2M LABS, INC. Contract: ____

Lab Code: 10478 Case No.: KEY-PSS SAS No.: ____ SDG No.: PSS113

Matrix: (soil/water) SOIL Lab Sample ID: 0711202-002B

Sample wt/vol: 15 (g/mL) G Lab File ID: A\C37726.D

Level: (low/med) LOW Date Received: 09/26/07

% Moisture: 13.4 Decanted:(Y/N) N Date Extracted: 10/01/07

Concentrated Extract Volume: 1000 (µl) Date Analyzed: 10/08/07

Injection Volume: 2 (µl) Dilution Factor: 1.00

GPC Cleanup: (Y/N) N pH: 8.0 Extraction: (Type) PFEX

CONCENTRATION UNITS:

Number TICs found: 20 (µg/L or µg/Kg) UG/KG

CAS NUMBER	COMPOUND NAME	RT	EST.CONC.	Q
1. 000141-79-7	3-Penten-2-one, 4-methyl-	3.01	390	JNA
2. 004161-60-8	2-Pentanone, 4-hydroxy-	3.21	480	JNA
3.	unknown (3.28)	3.28	290	J
4. 000123-42-2	2-Pentanone, 4-hydroxy-4-methyl-	3.42	44000	JNA
5.	C3 substituted benzene (3.84)	3.84	8300	J
6.	C3 substituted benzene (4.71)	4.71	1700	J
7.	C4 substituted benzene (5.12)	5.12	930	J
8.	C4 substituted benzene (5.18)	5.18	430	J
9.	unknown (5.42)	5.42	1400	J
10.	C4 substituted benzene (5.66)	5.66	290	J
11.	C4 substituted benzene (5.73)	5.73	590	J
12.	C4 substituted benzene (6.38)	6.38	780	J
13.	C4 substituted benzene (6.46)	6.46	1100	J
14.	unknown aromatic (7.34)	7.34	280	J
15. 000089-83-8	Thymol	7.54	420	JN
16.	unknown (7.8)	7.80	240	J
17.	unknown aromatic (8.07)	8.07	1300	J
18.	C4 substituted benzene (9.02)	9.02	370	J
19.	unknown aromatic (9.18)	9.18	310	J
20. 010544-50-0	Cyclic Octaatomic Sulfur	13.41	24000	JN
21.	unknown (13.84)	13.84	240	J
22.	unknown (14)	14.00	270	J
23.	unknown (14.03)	14.03	850	J

PSS113 S57

1E

PESTICIDE ORGANICS ANALYSIS DATA SHEET

EPA SAMPLE NO.

1W-3

Lab Name: H2M LABS, INC. Contract: _____

Lab Code: 10478 Case No.: KEY-PSS SAS No.: _____ SDG No.: PSS113

Matrix: (soil/water) SOIL Lab Sample ID: 0711202-002B

Sample wt/vol: 15 (g/mL) G Lab File ID: a00603.raw

% Moisture: 13.4 Decanted: (Y/N) N Date Received: 09/26/07

Extraction: (Type) PFEX Date Extracted: 10/01/07

Concentrated Extract Volume: 5000 (uL) Date Analyzed: 10/04/07

Injection Volume: 0.5 (uL) Dilution Factor: 1.00

GPC Cleanup: (Y/N) N pH: 8.0 Sulfur Cleanup: (Y/N) Y

CAS NO	COMPOUND	CONCENTRATION UNITS: (µg/L or µg/Kg) UG/KG	Q
12674-11-2	Aroclor 1016	38	U
11104-28-2	Aroclor 1221	77	U
11141-16-5	Aroclor 1232	38	U
53469-21-9	Aroclor 1242	38	U
12672-29-6	Aroclor 1248	38	U
11097-69-1	Aroclor 1254	38	U
11096-82-5	Aroclor 1260	77	U

PSS113 S58

U.S. EPA - CLP

1

INORGANIC ANALYSIS DATA SHEET

EPA SAMPLE NO

GPESB-1W-3

Lab Name: B2M LABS, INC.

Lab Code: 10478 Case No. SAS No.: SDG No.: PSS113

Matrix (soil/water): SOIL Lab Sample ID: 0711202-002

Level (low/med): LOW Date Received: 9/26/2007

% Solids: 86.6

Concentration Units (ug/L or mg/kg dry weight): MG/KG

CAS No.	Analyte	Concentration	C	Q	M
7440-38-2	Arsenic	3.2			P
7440-39-3	Barium	63.1		E	P
7440-43-9	Cadmium	0.037	U		P
7440-47-3	Chromium	32.2		E	P
57-12-5	Cyanide	44.2	B		CA
7439-92-1	Lead	28.5			P
7439-97-6	Mercury	0.095			CV
7782-49-2	Selenium	0.33	B		P
7440-22-4	Silver	0.15	B	N	P

Color Before: BROWN Clarity Before: Texture: MEDIUM

Color After: YELLOW Clarity After: CLEAR Artifacts:

Comments:

Date Reported: 10/15/07

PSS113 S59

1A

VOLATILE ORGANICS ANALYSIS DATA SHEET

EPA SAMPLE NO.

SB-1W-4

Lab Name: H2M LABS, INC. Contract: _____

Lab Code: 10478 Case No.: KEY-PSS SAS No.: _____ SDG No.: PSS113

Matrix: (soil/water) SOIL Lab Sample ID: 0711202-003A

Sample wt/vol: 5 (g/mL) G Lab File ID: 7\P37917.D

Level: (low/med) LOW Date Received: 09/26/07

% Moisture: not dec. 15.7 Date Analyzed: 10/02/07

GC Column: R-502.2 ID: .53 (mm) Dilution Factor: 1.00

Soil Extract Volume: _____ (µL) Soil Aliquot Volume _____ (µL)

CAS NO.	COMPOUND	CONCENTRATION UNITS: (µg/L or µg/Kg) UG/KG	Q
74-87-3	Chloromethane	12	U
74-83-9	Bromomethane	12	U
75-01-4	Vinyl chloride	12	U
75-00-3	Chloroethane	12	U
75-09-2	Methylene chloride	2	BJ
67-64-1	Acetone	12	U
75-35-4	1,1-Dichloroethene	12	U
75-15-0	Carbon disulfide	12	U
75-34-3	1,1-Dichloroethane	12	U
540-59-0	1,2-Dichloroethene (total)	12	U
67-66-3	Chloroform	12	U
107-06-2	1,2-Dichloroethane	12	U
78-93-3	2-Butanone	12	U
71-55-6	1,1,1-Trichloroethane	12	U
56-23-5	Carbon tetrachloride	12	U
75-27-4	Bromodichloromethane	12	U
78-87-5	1,2-Dichloropropane	12	U
10061-01-5	cis-1,3-Dichloropropene	12	U
79-01-6	Trichloroethene	12	U
124-48-1	Dibromochloromethane	12	U
79-00-5	1,1,2-Trichloroethane	12	U
71-43-2	Benzene	12	U
10061-02-6	trans-1,3-Dichloropropene	12	U
75-25-2	Bromoform	12	U
108-10-1	4-Methyl-2-pentanone	12	U
591-78-6	2-Hexanone	12	U
127-18-4	Tetrachloroethene	12	U
79-34-5	1,1,2,2-Tetrachloroethane	12	U
108-88-3	Toluene	12	U
108-90-7	Chlorobenzene	12	U
100-41-4	Ethylbenzene	12	U
100-42-5	Styrene	12	U
1330-20-7	Xylene (total)	12	U

PSS113 S60

1F

VOLATILE ORGANICS ANALYSIS DATA SHEET

TENTATIVELY IDENTIFIED COMPOUNDS

EPA SAMPLE NO.

SB-1W-4

Lab Name: H2M LABS, INC. Contract: _____

Lab Code: 10478 Case No.: KEY-PSS SAS No.: _____ SDG No.: PSS113

Matrix: (soil/water) SOIL Lab Sample ID: 0711202-003A

Sample wt/vol: 5 (g/mL) G Lab File ID: 7\P37917.D

Level: (low/med) LOW Date Received: 09/26/07

% Moisture: not dec. 15.7 Date Analyzed: 10/02/07

GC Column: R-502.2 ID: .53 (mm) Dilution Factor: 1.00

Soil Extract Volume: (µl) Soil Aliquot Volume: 0 (µL)

Number TICs found: 0

CONCENTRATION UNITS:
(µg/L or µg/Kg) UG/KG

CAS NUMBER	COMPOUND NAME	RT	EST.CONC.	Q

PSS113 S61

1C

SEMIVOLATILE ORGANICS ANALYSIS DATA SHEET

EPA SAMPLE NO.

SB-1W-4

Lab Name: H2M LABS, INC. Contract: _____

Lab Code: 10478 Case No.: KEY-PSS SAS No.: _____ SDG No.: PSS113

Matrix: (soil/water) SOIL Lab Sample ID: 0711202-003B

Sample wt/vol: 15 (g/mL) G Lab File ID: A\C37724.D

Level: (low/med) LOW Date Received: 09/26/07

% Moisture: 15.7 Decanted: (Y/N) N Date Extracted: 10/01/07

Concentrated Extract Volume: 1000 (µL) Date Analyzed: 10/08/07

Injection Volume: 2 (µL) Dilution Factor: 1.00

GPC Cleanup: (Y/N) N pH: 8.0 Extraction: (Type) PFEX

CONCENTRATION UNITS:

CAS NO.	COMPOUND	(µg/L or µg/Kg) UG/KG	Q
108-95-2	Phenol	390	U
111-44-4	Bis(2-chloroethyl)ether	390	U
95-57-8	2-Chlorophenol	390	U
541-73-1	1,3-Dichlorobenzene	390	U
106-46-7	1,4-Dichlorobenzene	390	U
95-50-1	1,2-Dichlorobenzene	390	U
95-48-7	2-Methylphenol	390	U
108-60-1	2,2'-oxybis(1-chloropropane)	390	U
106-44-5	4-Methylphenol	390	U
621-64-7	N-Nitroso-di-n-propylamine	390	U
67-72-1	Hexachloroethane	390	U
98-95-3	Nitrobenzene	390	U
78-59-1	Isophorone	390	U
88-75-5	2-Nitrophenol	390	U
105-67-9	2,4-Dimethylphenol	390	U
111-91-1	Bis(2-chloroethoxy)methane	390	U
120-83-2	2,4-Dichlorophenol	390	U
120-82-1	1,2,4-Trichlorobenzene	390	U
91-20-3	Naphthalene	100	J
106-47-8	4-Chloroaniline	390	U
87-68-3	Hexachlorobutadiene	390	U
59-50-7	4-Chloro-3-methylphenol	390	U
91-57-6	2-Methylnaphthalene	140	J
77-47-4	Hexachlorocyclopentadiene	390	U
88-06-2	2,4,6-Trichlorophenol	390	U
95-95-4	2,4,5-Trichlorophenol	980	U
91-58-7	2-Chloronaphthalene	390	U
88-74-4	2-Nitroaniline	980	U
131-11-3	Dimethylphthalate	390	U
208-96-8	Acenaphthylene	390	U
606-20-2	2,6-Dinitrotoluene	390	U
99-09-2	3-Nitroaniline	980	U
83-32-9	Acenaphthene	390	U
51-28-5	2,4-Dinitrophenol	980	U
100-02-7	4-Nitrophenol	980	U
132-64-9	Dibenzofuran	390	U

PSS113 S62

1D

SEMIVOLATILE ORGANICS ANALYSIS DATA SHEET

EPA SAMPLE NO.

SB-1W-4

Lab Name: H2M LABS, INC. Contract: _____

Lab Code: 10478 Case No.: KEY-PSS SAS No.: _____ SDG No.: PSS113

Matrix: (soil/water) SOIL Lab Sample ID: 0711202-003B

Sample wt/vol: 15 (g/mL) G Lab File ID: A\C37724.D

Level: (low/med) LOW Date Received: 09/26/07

% Moisture: 15.7 Decanted: (Y/N) N Date Extracted: 10/01/07

Concentrated Extract Volume: 1000 (µL) Date Analyzed: 10/08/07

Injection Volume: 2 (µL) Dilution Factor: 1.00

GPC Cleanup: (Y/N) N pH: 8.0 Extraction: (Type) PFEX

CAS NO.	COMPOUND	CONCENTRATION UNITS: (µg/L or µg/Kg) UG/KG	Q
121-14-2	2,4-Dinitrotoluene	390	U
84-66-2	Diethylphthalate	220	J
7005-72-3	4-Chlorophenyl-phenylether	390	U
86-73-7	Fluorene	390	U
100-01-6	4-Nitroaniline	980	U
534-52-1	4,6-Dinitro-2-methylphenol	980	U
86-30-6	N-Nitrosodiphenylamine	390	U
101-55-3	4-Bromophenyl-phenylether	390	U
118-74-1	Hexachlorobenzene	390	U
87-86-5	Pentachlorophenol	980	U
85-01-8	Phenanthrene	390	U
120-12-7	Anthracene	390	U
86-74-8	Carbazole	390	U
84-74-2	Di-n-butyl phthalate	390	U
206-44-0	Fluoranthene	110	J
129-00-0	Pyrene	130	J
85-68-7	Butyl benzyl phthalate	390	U
91-94-1	3,3'-Dichlorobenzidine	390	U
56-55-3	Benzo(a)anthracene	87	J
218-01-9	Chrysene	100	J
117-81-7	Bis(2-ethylhexyl)phthalate	390	U
117-84-0	Di-n-octyl phthalate	390	U
205-99-2	Benzo(b)fluoranthene	390	U
207-08-9	Benzo(k)fluoranthene	390	U
50-32-8	Benzo(a)pyrene	390	U
193-39-5	Indeno(1,2,3-cd)pyrene	390	U
53-70-3	Dibenzo(a,h)anthracene	390	U
191-24-2	Benzo(g,h,i)perylene	390	U

(1) Cannot be separated from Diphenylamine

PSS113 S63

1G

SEMIVOLATILE ORGANICS ANALYSIS DATA SHEET

TENTATIVELY IDENTIFIED COMPOUNDS

EPA SAMPLE NO.

SB-1W-4

Lab Name: H2M LABS, INC. Contract: ____

Lab Code: 10478 Case No.: KEY-PSS SAS No.: ____ SDG No.: PSS113

Matrix: (soil/water) SOIL Lab Sample ID: 0711202-003B

Sample wt/vol: 15 (g/mL) G Lab File ID: A\C37724.D

Level: (low/med) LOW Date Received: 09/26/07

% Moisture: 15.7 Decanted:(Y/N) N Date Extracted: 10/01/07

Concentrated Extract Volume: 1000 (µl) Date Analyzed: 10/08/07

Injection Volume: 2 (µl) Dilution Factor: 1.00

GPC Cleanup: (Y/N) N pH: 8.0 Extraction: (Type) PFEX

Number TICs found: 15

CONCENTRATION UNITS: (µg/L or µg/Kg) UG/KG

CAS NUMBER	COMPOUND NAME	RT	EST.CONC.	Q
1. 000141-79-7	3-Penten-2-one, 4-methyl-	3.01	380	JNA
2. 004161-60-8	2-Pentanone, 4-hydroxy-	3.23	550	JNA
3.	unknown (3.27)	3.27	220	J
4. 000123-42-2	2-Pentanone, 4-hydroxy-4-methyl-	3.42	44000	JNA
5.	C3 substituted benzene (3.85)	3.85	11000	J
6.	C3 substituted benzene (4.71)	4.71	590	J
7.	C4 substituted benzene (5.12)	5.12	380	J
8.	C4 substituted benzene (5.18)	5.18	160	J
9.	unknown (5.42)	5.42	620	J
10.	C4 substituted benzene (5.72)	5.72	190	J
11.	substituted benzene (6.37)	6.37	390	J
12.	substituted benzene (6.46)	6.46	550	J
13.	unknown (7.34)	7.34	220	J
14. 000089-83-8	Thymol	7.54	170	JN
15.	unknown aromatic (8.06)	8.06	700	J
16.	unknown aromatic (9.02)	9.02	260	J
17.	unknown aromatic (9.17)	9.17	180	J
18. 010544-50-0	Cyclic Octaatomic Sulfur	13.25	9200	JN

PSS113 S64

1E

PESTICIDE ORGANICS ANALYSIS DATA SHEET

EPA SAMPLE NO.

1W-4

Lab Name: H2M LABS, INC. Contract: _____

Lab Code: 10478 Case No.: KEY-PSS SAS No.: _____ SDG No.: PSS113

Matrix: (soil/water) SOIL Lab Sample ID: 0711202-003B

Sample wt/vol: 15 (g/mL) G Lab File ID: a00604.raw

% Moisture: 15.7 Decanted: (Y/N) N Date Received: 09/26/07

Extraction: (Type) PFEX Date Extracted: 10/01/07

Concentrated Extract Volume: 5000 (uL) Date Analyzed: 10/04/07

Injection Volume: 0.5 (uL) Dilution Factor: 1.00

GPC Cleanup: (Y/N) N pH: 8.0 Sulfur Cleanup: (Y/N) Y

CAS NO	COMPOUND	CONCENTRATION UNITS: (µg/L or µg/Kg) UG/KG	Q
12674-11-2	Aroclor 1016	39	U
11104-28-2	Aroclor 1221	79	U
11141-16-5	Aroclor 1232	39	U
53469-21-9	Aroclor 1242	39	U
12672-29-6	Aroclor 1248	39	U
11097-69-1	Aroclor 1254	39	U
11096-82-5	Aroclor 1260	79	U

PSS113 S65

U.S. EPA - CLP

1

INORGANIC ANALYSIS DATA SHEET

EPA SAMPLE NO

GPESB-1W-4

Lab Name: H2M LABS, INC.

Lab Code: 10478 Case No. SAS No.: SDG No.: PSS113

Matrix (soil/water): SOIL Lab Sample ID: 0711202-003

Level (low/med): LOW Date Received: 9/26/2007

% Solids: 84.3

Concentration Units (ug/L or mg/kg dry weight): MG/KG

CAS No.	Analyte	Concentration	C	Q	M
7440-38-2	Arsenic	3.2			P
7440-39-3	Barium	66.5		E	P
7440-43-9	Cadmium	0.038	U		P
7440-47-3	Chromium	51.5		E	P
57-12-5	Cyanide	59.4	B		CA
7439-92-1	Lead	25.5			P
7439-97-6	Mercury	0.051			CV
7782-49-2	Selenium	0.28	U		P
7440-22-4	Silver	0.16	B	N	P

Color Before: BROWN Clarity Before: Texture: MEDIUM

Color After: YELLOW Clarity After: CLEAR Artifacts:

Comments:

Date Reported: 10/15/07

PSS113 S66

1A

VOLATILE ORGANICS ANALYSIS DATA SHEET

EPA SAMPLE NO.

SB092607

Lab Name: H2M LABS, INC. Contract: _____

Lab Code: 10478 Case No.: KEY-PSS SAS No.: _____ SDG No.: PSS113

Matrix: (soil/water) WATER Lab Sample ID: 0711202-004A

Sample wt/vol: 5 (g/mL) ML Lab File ID: 7\P37886.D

Level: (low/med) LOW Date Received: 09/26/07

% Moisture: not dec. Date Analyzed: 09/28/07

GC Column: R-502.2 ID: .53 (mm) Dilution Factor: 1.00

Soil Extract Volume: _____ (µL) Soil Aliquot Volume _____ (µL)

CAS NO.	COMPOUND	CONCENTRATION UNITS: (µg/L or µg/Kg) UG/L	Q
74-87-3	Chloromethane	10	U
74-83-9	Bromomethane	10	U
75-01-4	Vinyl chloride	10	U
75-00-3	Chloroethane	10	U
75-09-2	Methylene chloride	10	U
67-64-1	Acetone	10	U
75-35-4	1,1-Dichloroethene	10	U
75-15-0	Carbon disulfide	10	U
75-34-3	1,1-Dichloroethane	10	U
540-59-0	1,2-Dichloroethene (total)	10	U
67-66-3	Chloroform	10	U
107-06-2	1,2-Dichloroethane	10	U
78-93-3	2-Butanone	10	U
71-55-6	1,1,1-Trichloroethane	10	U
56-23-5	Carbon tetrachloride	10	U
75-27-4	Bromodichloromethane	10	U
78-87-5	1,2-Dichloropropane	10	U
10061-01-5	cis-1,3-Dichloropropene	10	U
79-01-6	Trichloroethene	10	U
124-48-1	Dibromochloromethane	10	U
79-00-5	1,1,2-Trichloroethane	10	U
71-43-2	Benzene	10	U
10061-02-6	trans-1,3-Dichloropropene	10	U
75-25-2	Bromoform	10	U
108-10-1	4-Methyl-2-pentanone	10	U
591-78-6	2-Hexanone	10	U
127-18-4	Tetrachloroethene	10	U
79-34-5	1,1,2,2-Tetrachloroethane	10	U
108-88-3	Toluene	10	U
108-90-7	Chlorobenzene	10	U
100-41-4	Ethylbenzene	10	U
100-42-5	Styrene	10	U
1330-20-7	Xylene (total)	10	U

PSS113 S67

1F

VOLATILE ORGANICS ANALYSIS DATA SHEET

TENTATIVELY IDENTIFIED COMPOUNDS

EPA SAMPLE NO.

SB092607

Lab Name: H2M LABS, INC. Contract: _____

Lab Code: 10478 Case No.: KEY-PSS SAS No.: _____ SDG No.: PSS113

Matrix: (soil/water) WATER Lab Sample ID: 0711202-004A

Sample wt/vol: 5 (g/mL) ML Lab File ID: 7\P37886.D

Level: (low/med) LOW Date Received: 09/26/07

% Moisture: not dec. Date Analyzed: 09/28/07

GC Column: R-502.2 ID: .53 (mm) Dilution Factor: 1.00

Soil Extract Volume: (µl) Soil Aliquot Volume: 0 (µL)

CONCENTRATION UNITS:

Number TICs found: 0 (µg/L or µg/Kg) UG/L

CAS NUMBER	COMPOUND NAME	RT	EST.CONC.	Q

PSS113 S68

1A

VOLATILE ORGANICS ANALYSIS DATA SHEET

EPA SAMPLE NO.

SB-5W (11.5-12.5)

Lab Name: H2M LABS, INC. Contract: _____

Lab Code: 10478 Case No.: KEY-PSS SAS No.: _____ SDG No.: PSS113

Matrix: (soil/water) SOIL Lab Sample ID: 0711272-001A

Sample wt/vol: 5 (g/mL) G Lab File ID: 7\P37918.D

Level: (low/med) LOW Date Received: 09/27/07

% Moisture: not dec. 14.5 Date Analyzed: 10/02/07

GC Column: R-502.2 ID: .53 (mm) Dilution Factor: 1.00

Soil Extract Volume: _____ (µL) Soil Aliquot Volume _____ (µL)

CAS NO.	COMPOUND	CONCENTRATION UNITS: (µg/L or µg/Kg) UG/KG	Q
74-87-3	Chloromethane	12	U
74-83-9	Bromomethane	12	U
75-01-4	Vinyl chloride	12	U
75-00-3	Chloroethane	12	U
75-09-2	Methylene chloride	4	BJ
67-64-1	Acetone	12	U
75-35-4	1,1-Dichloroethene	12	U
75-15-0	Carbon disulfide	12	U
75-34-3	1,1-Dichloroethane	12	U
540-59-0	1,2-Dichloroethene (total)	12	U
67-66-3	Chloroform	12	U
107-06-2	1,2-Dichloroethane	12	U
78-93-3	2-Butanone	12	U
71-55-6	1,1,1-Trichloroethane	12	U
56-23-5	Carbon tetrachloride	12	U
75-27-4	Bromodichloromethane	12	U
78-87-5	1,2-Dichloropropane	12	U
10061-01-5	cis-1,3-Dichloropropene	12	U
79-01-6	Trichloroethene	12	U
124-48-1	Dibromochloromethane	12	U
79-00-5	1,1,2-Trichloroethane	12	U
71-43-2	Benzene	12	U
10061-02-6	trans-1,3-Dichloropropene	12	U
75-25-2	Bromoform	12	U
108-10-1	4-Methyl-2-pentanone	12	U
591-78-6	2-Hexanone	12	U
127-18-4	Tetrachloroethene	12	U
79-34-5	1,1,2,2-Tetrachloroethane	12	U
108-88-3	Toluene	12	U
108-90-7	Chlorobenzene	12	U
100-41-4	Ethylbenzene	12	U
100-42-5	Styrene	12	U
1330-20-7	Xylene (total)	12	U

PSS113 S69

1F

VOLATILE ORGANICS ANALYSIS DATA SHEET

TENTATIVELY IDENTIFIED COMPOUNDS

EPA SAMPLE NO.

SB-5W (11.5-12.5)

Lab Name: H2M LABS, INC. Contract: _____

Lab Code: 10478 Case No.: KEY-PSS SAS No.: _____ SDG No.: PSS113

Matrix: (soil/water) SOIL Lab Sample ID: 0711272-001A

Sample wt/vol: 5 (g/mL) G Lab File ID: 7\P37918.D

Level: (low/med) LOW Date Received: 09/27/07

% Moisture: not dec. 14.5 Date Analyzed: 10/02/07

GC Column: R-502.2 ID: .53 (mm) Dilution Factor: 1.00

Soil Extract Volume: (µl) Soil Aliquot Volume: 0 (µL)

CONCENTRATION UNITS:

Number TICs found: 0 (µg/L or µg/Kg) UG/KG

CAS NUMBER	COMPOUND NAME	RT	EST.CONC.	Q

FORM I VOA-TIC OLM04.2

PSS113 S70

1C

SEMIVOLATILE ORGANICS ANALYSIS DATA SHEET

EPA SAMPLE NO.

SB-5W(11.5-12.5)

Lab Name: H2M LABS, INC. Contract: _____

Lab Code: 10478 Case No.: KEY-PSS SAS No.: _____ SDG No.: PSS113

Matrix: (soil/water) SOIL Lab Sample ID: 0711272-001B

Sample wt/vol: 15 (g/mL) G Lab File ID: A\C37723.D

Level: (low/med) LOW Date Received: 09/27/07

% Moisture: 14.5 Decanted:(Y/N) N Date Extracted: 10/01/07

Concentrated Extract Volume: 1000 (µL) Date Analyzed: 10/08/07

Injection Volume: 2 (µL) Dilution Factor: 1.00

GPC Cleanup: (Y/N) N pH: 8.0 Extraction: (Type) PFEX

CAS NO.	COMPOUND	CONCENTRATION UNITS: (µg/L or µg/Kg) UG/KG	Q
108-95-2	Phenol	390	U
111-44-4	Bis(2-chloroethyl)ether	390	U
95-57-8	2-Chlorophenol	390	U
541-73-1	1,3-Dichlorobenzene	390	U
106-46-7	1,4-Dichlorobenzene	390	U
95-50-1	1,2-Dichlorobenzene	390	U
95-48-7	2-Methylphenol	390	U
108-60-1	2,2'-oxybis(1-chloropropane)	390	U
106-44-5	4-Methylphenol	390	U
621-64-7	N-Nitroso-di-n-propylamine	390	U
67-72-1	Hexachloroethane	390	U
98-95-3	Nitrobenzene	390	U
78-59-1	Isophorone	390	U
88-75-5	2-Nitrophenol	390	U
105-67-9	2,4-Dimethylphenol	390	U
111-91-1	Bis(2-chloroethoxy)methane	390	U
120-83-2	2,4-Dichlorophenol	390	U
120-82-1	1,2,4-Trichlorobenzene	390	U
91-20-3	Naphthalene	390	U
106-47-8	4-Chloroaniline	390	U
87-68-3	Hexachlorobutadiene	390	U
59-50-7	4-Chloro-3-methylphenol	390	U
91-57-6	2-Methylnaphthalene	390	U
77-47-4	Hexachlorocyclopentadiene	390	U
88-06-2	2,4,6-Trichlorophenol	390	U
95-95-4	2,4,5-Trichlorophenol	970	U
91-58-7	2-Chloronaphthalene	390	U
88-74-4	2-Nitroaniline	970	U
131-11-3	Dimethylphthalate	390	U
208-96-8	Acenaphthylene	390	U
606-20-2	2,6-Dinitrotoluene	390	U
99-09-2	3-Nitroaniline	970	U
83-32-9	Acenaphthene	390	U
51-28-5	2,4-Dinitrophenol	970	U
100-02-7	4-Nitrophenol	970	U
132-64-9	Dibenzofuran	390	U

PSS113 S71

1D

SEMIVOLATILE ORGANICS ANALYSIS DATA SHEET

EPA SAMPLE NO.

SB-5W(11.5-12.5)

Lab Name: H2M LABS, INC. Contract: _____

Lab Code: 10478 Case No.: KEY-PSS SAS No.: _____ SDG No.: PSS113

Matrix: (soil/water) SOIL Lab Sample ID: 0711272-001B

Sample wt/vol: 15 (g/mL) G Lab File ID: A\C37723.D

Level: (low/med) LOW Date Received: 09/27/07

% Moisture: 14.5 Decanted:(Y/N) N Date Extracted: 10/01/07

Concentrated Extract Volume: 1000 (µL) Date Analyzed: 10/08/07

Injection Volume: 2 (µL) Dilution Factor: 1.00

GPC Cleanup: (Y/N) N pH: 8.0 Extraction: (Type) PFEX

CAS NO.	COMPOUND	CONCENTRATION UNITS: (µg/L or µg/Kg) UG/KG	Q
121-14-2	2,4-Dinitrotoluene*	390	U
84-66-2	Diethylphthalate	190	J
7005-72-3	4-Chlorophenyl-phenylether	390	U
86-73-7	Fluorene	390	U
100-01-6	4-Nitroaniline	970	U
534-52-1	4,6-Dinitro-2-methylphenol	970	U
86-30-6	N-Nitrosodiphenylamine	390	U
101-55-3	4-Bromophenyl-phenylether	390	U
118-74-1	Hexachlorobenzene	390	U
87-86-5	Pentachlorophenol	970	U
85-01-8	Phenanthrene	390	U
120-12-7	Anthracene	390	U
86-74-8	Carbazole	390	U
84-74-2	Di-n-butyl phthalate	390	U
206-44-0	Fluoranthene	390	U
129-00-0	Pyrene	390	U
85-68-7	Butyl benzyl phthalate	390	U
91-94-1	3,3'-Dichlorobenzidine	390	U
56-55-3	Benzo(a)anthracene	390	U
218-01-9	Chrysene	390	U
117-81-7	Bis(2-ethylhexyl)phthalate	390	U
117-84-0	Di-n-octyl phthalate	390	U
205-99-2	Benzo(b)fluoranthene	390	U
207-08-9	Benzo(k)fluoranthene	390	U
50-32-8	Benzo(a)pyrene	390	U
193-39-5	Indeno(1,2,3-cd)pyrene	390	U
53-70-3	Dibenzo(a,h)anthracene	390	U
191-24-2	Benzo(g,h,i)perylene	390	U

(1) Cannot be separated from Diphenylamine

PSS113 S72

1G

EPA SAMPLE NO.

SB-5W(11.5-12.5)

SEMIVOLATILE ORGANICS ANALYSIS DATA SHEET
TENTATIVELY IDENTIFIED COMPOUNDS

Lab Name: H2M LABS, INC. Contract: _____

Lab Code: 10478 Case No.: KEY-PSS SAS No.: _____ SDG No.: PSS113

Matrix: (soil/water) SOIL Lab Sample ID: 0711272-001B

Sample wt/vol: 15 (g/mL) G Lab File ID: A\C37723.D

Level: (low/med) LOW Date Received: 09/27/07

% Moisture: 14.5 Decanted:(Y/N) N Date Extracted: 10/01/07

Concentrated Extract Volume: 1000 (µl) Date Analyzed: 10/08/07

Injection Volume: 2 (µl) Dilution Factor: 1.00

GPC Cleanup: (Y/N) N pH: 8.0 Extraction: (Type) PFEX

CONCENTRATION UNITS:

Number TICs found: 2 (µg/L or µg/Kg) UG/KG

CAS NUMBER	COMPOUND NAME	RT	EST.CONC.	Q
1. 000141-79-7	3-Penten-2-one, 4-methyl-	3.00	280	JNA
2.	unknown	3.23	630	J
3. 000123-42-2	2-Pentanone, 4-hydroxy-4-methyl-	3.43	54000	JNA
4.	C3 substituted benzene	3.84	10000	J

PSS113 S73

1E

PESTICIDE ORGANICS ANALYSIS DATA SHEET

EPA SAMPLE NO.

5W (11.5-12.5)

Lab Name: H2M LABS, INC. Contract: _____

Lab Code: 10478 Case No.: KEY-PSS SAS No.: _____ SDG No.: PSS113

Matrix: (soil/water) SOIL Lab Sample ID: 0711272-001B

Sample wt/vol: 15 (g/mL) G Lab File ID: a00605.raw

% Moisture: 14.5 Decanted: (Y/N) N Date Received: 09/27/07

Extraction: (Type) PFEX Date Extracted: 10/01/07

Concentrated Extract Volume: 5000 (uL) Date Analyzed: 10/04/07

Injection Volume: 0.5 (uL) Dilution Factor: 1.00

GPC Cleanup: (Y/N) N pH: 8.0 Sulfur Cleanup: (Y/N) Y

CAS NO	COMPOUND	CONCENTRATION UNITS: (µg/L or µg/Kg) UG/KG	Q
12674-11-2	Aroclor 1016	39	U
11104-28-2	Aroclor 1221	78	U
11141-16-5	Aroclor 1232	39	U
53469-21-9	Aroclor 1242	39	U
12672-29-6	Aroclor 1248	39	U
11097-69-1	Aroclor 1254	39	U
11096-82-5	Aroclor 1260	39	U

PSS113 S74

U.S. EPA - CLP

1

INORGANIC ANALYSIS DATA SHEET

EPA SAMPLE NO

GPESB-5W (11.5-12.5)

Lab Name: H2M LABS, INC.

Lab Code: 10478 Case No. SAS No.: SDG No.: PSS113

Matrix (soil/water): SOIL Lab Sample ID: 0711272-001

Level (low/med): LOW Date Received: 9/27/2007

% Solids: 85.5

Concentration Units (ug/L or mg/kg dry weight): MG/KG

CAS No.	Analyte	Concentration	C	Q	M
7440-38-2	Arsenic	4.0			P
7440-39-3	Barium	86.1		E	P
7440-43-9	Cadmium	0.038	U		P
7440-47-3	Chromium	47.6		E	P
57-12-5	Cyanide	0.58	U		CA
7439-92-1	Lead	23.1			P
7439-97-6	Mercury	0.038	B		CV
7782-49-2	Selenium	0.28	U		P
7440-22-4	Silver	0.13	B	N	P

Color Before: BROWN Clarity Before: Texture: MEDIUM

Color After: YELLOW Clarity After: CLEAR Artifacts:

Comments:

Date Reported: 10/15/07

PSS113 S75

1A

VOLATILE ORGANICS ANALYSIS DATA SHEET

EPA SAMPLE NO.

SB-6W (21-22)

Lab Name: H2M LABS, INC. Contract: _____

Lab Code: 10478 Case No.: KEY-PSS SAS No.: _____ SDG No.: PSS113

Matrix: (soil/water) SOIL Lab Sample ID: 0711272-003A

Sample wt/vol: 5 (g/mL) G Lab File ID: 7\P37920.D

Level: (low/med) LOW Date Received: 09/27/07

% Moisture: not dec. 62.1 Date Analyzed: 10/02/07

GC Column: R-502.2 ID: .53 (mm) Dilution Factor: 1.00

Soil Extract Volume: _____ (µL) Soil Aliquot Volume _____ (µL)

CAS NO.	COMPOUND	CONCENTRATION UNITS: (µg/L or µg/Kg) UG/KG	Q
74-87-3	Chloromethane	26	U
74-83-9	Bromomethane	26	U
75-01-4	Vinyl chloride	26	U
75-00-3	Chloroethane	26	U
75-09-2	Methylene chloride	19	BJ
67-64-1	Acetone	510	
75-35-4	1,1-Dichloroethene	26	U
75-15-0	Carbon disulfide	6	J
75-34-3	1,1-Dichloroethane	26	U
540-59-0	1,2-Dichloroethene (total)	26	U
67-66-3	Chloroform	26	U
107-06-2	1,2-Dichloroethane	26	U
78-93-3	2-Butanone	150	
71-55-6	1,1,1-Trichloroethane	26	U
56-23-5	Carbon tetrachloride	26	U
75-27-4	Bromodichloromethane	26	U
78-87-5	1,2-Dichloropropane	26	U
10061-01-5	cis-1,3-Dichloropropene	26	U
79-01-6	Trichloroethene	26	U
124-48-1	Dibromochloromethane	26	U
79-00-5	1,1,2-Trichloroethane	26	U
71-43-2	Benzene	26	U
10061-02-6	trans-1,3-Dichloropropene	26	U
75-25-2	Bromoform	26	U
108-10-1	4-Methyl-2-pentanone	26	U
591-78-6	2-Hexanone	26	U
127-18-4	Tetrachloroethene	26	U
79-34-5	1,1,2,2-Tetrachloroethane	26	U
108-88-3	Toluene	26	U
108-90-7	Chlorobenzene	26	U
100-41-4	Ethylbenzene	26	U
100-42-5	Styrene	26	U
1330-20-7	Xylene (total)	26	U

PSS113 S83

1F

VOLATILE ORGANICS ANALYSIS DATA SHEET

TENTATIVELY IDENTIFIED COMPOUNDS

EPA SAMPLE NO.

SB-6W (21-22)

Lab Name: H2M LABS, INC. Contract: _____

Lab Code: 10478 Case No.: KEY-PSS SAS No.: _____ SDG No.: PSS113

Matrix: (soil/water) SOIL Lab Sample ID: 0711272-003A

Sample wt/vol: 5 (g/mL) G Lab File ID: 7\P37920.D

Level: (low/med) LOW Date Received: 09/27/07

% Moisture: not dec. 62.1 Date Analyzed: 10/02/07

GC Column: R-502.2 ID: .53 (mm) Dilution Factor: 1.00

Soil Extract Volume: (µl) Soil Aliquot Volume: 0 (µL)

CONCENTRATION UNITS:

Number TICs found: 1 (µg/L or µg/Kg) UG/KG

CAS NUMBER	COMPOUND NAME	RT	EST.CONC.	Q
1. 000078-84-2	Propanal, 2-methyl-	8.83	24	JN

PSS113 S84

1C

SEMIVOLATILE ORGANICS ANALYSIS DATA SHEET

EPA SAMPLE NO.

SB-6W(21-22)

Lab Name: H2M LABS, INC. Contract: _____

Lab Code: 10478 Case No.: KEY-PSS SAS No.: _____ SDG No.: PSS113

Matrix: (soil/water) SOIL Lab Sample ID: 0711272-003B

Sample wt/vol: 15 (g/mL) G Lab File ID: A\C37728.D

Level: (low/med) LOW Date Received: 09/27/07

% Moisture: 62.1 Decanted: (Y/N) N Date Extracted: 10/01/07

Concentrated Extract Volume: 1000 (µL) Date Analyzed: 10/08/07

Injection Volume: 2 (µL) Dilution Factor: 1.00

GPC Cleanup: (Y/N) N pH: 8.0 Extraction: (Type) PFEX

CAS NO.	COMPOUND	CONCENTRATION UNITS: (µg/L or µg/Kg) UG/KG	Q
108-95-2	Phenol	870	U
111-44-4	Bis(2-chloroethyl)ether	870	U
95-57-8	2-Chlorophenol	870	U
541-73-1	1,3-Dichlorobenzene	870	U
106-46-7	1,4-Dichlorobenzene	870	U
95-50-1	1,2-Dichlorobenzene	870	U
95-48-7	2-Methylphenol	870	U
108-60-1	2,2´-oxybis(1-chloropropane)	870	U
106-44-5	4-Methylphenol	870	U
621-64-7	N-Nitroso-di-n-propylamine	870	U
67-72-1	Hexachloroethane	870	U
98-95-3	Nitrobenzene	870	U
78-59-1	Isophorone	870	U
88-75-5	2-Nitrophenol	870	U
105-67-9	2,4-Dimethylphenol	870	U
111-91-1	Bis(2-chloroethoxy)methane	870	U
120-83-2	2,4-Dichlorophenol	870	U
120-82-1	1,2,4-Trichlorobenzene	870	U
91-20-3	Naphthalene	870	U
106-47-8	4-Chloroaniline	870	U
87-68-3	Hexachlorobutadiene	870	U
59-50-7	4-Chloro-3-methylphenol	870	U
91-57-6	2-Methylnaphthalene	870	U
77-47-4	Hexachlorocyclopentadiene	870	U
88-06-2	2,4,6-Trichlorophenol	870	U
95-95-4	2,4,5-Trichlorophenol	2200	U
91-58-7	2-Chloronaphthalene	870	U
88-74-4	2-Nitroaniline	2200	U
131-11-3	Dimethylphthalate	870	U
208-96-8	Acenaphthylene	870	U
606-20-2	2,6-Dinitrotoluene	870	U
99-09-2	3-Nitroaniline	2200	U
83-32-9	Acenaphthene	870	U
51-28-5	2,4-Dinitrophenol	2200	U
100-02-7	4-Nitrophenol	2200	U
132-64-9	Dibenzofuran	870	U

PSS113 S85

1D

SEMIVOLATILE ORGANICS ANALYSIS DATA SHEET

EPA SAMPLE NO.

SB-6W(21-22)

Lab Name: H2M LABS, INC. Contract: _____

Lab Code: 10478 Case No.: KEY-PSS SAS No.: _____ SDG No.: PSS113

Matrix: (soil/water) SOIL Lab Sample ID: 0711272-003B

Sample wt/vol: 15 (g/mL) G Lab File ID: A\C37728.D

Level: (low/med) LOW Date Received: 09/27/07

% Moisture: 62.1 Decanted:(Y/N) N Date Extracted: 10/01/07

Concentrated Extract Volume: 1000 (µL) Date Analyzed: 10/08/07

Injection Volume: 2 (µL) Dilution Factor: 1.00

GPC Cleanup: (Y/N) N pH: 8.0 Extraction: (Type) PFEX

CAS NO.	COMPOUND	CONCENTRATION UNITS: (µg/L or µg/Kg) UG/KG	Q
121-14-2	2,4-Dinitrotoluene	870	U
84-66-2	Diethylphthalate	290	J
7005-72-3	4-Chlorophenyl-phenylether	870	U
86-73-7	Fluorene	870	U
100-01-6	4-Nitroaniline	2200	U
534-52-1	4,6-Dinitro-2-methylphenol	2200	U
86-30-6	N-Nitrosodiphenylamine	870	U
101-55-3	4-Bromophenyl-phenylether	870	U
118-74-1	Hexachlorobenzene	870	U
87-86-5	Pentachlorophenol	2200	U
85-01-8	Phenanthrene	870	U
120-12-7	Anthracene	870	U
86-74-8	Carbazole	870	U
84-74-2	Di-n-butyl phthalate	870	U
206-44-0	Fluoranthene	870	U
129-00-0	Pyrene	870	U
85-68-7	Butyl benzyl phthalate	870	U
91-94-1	3,3'-Dichlorobenzidine	870	U
56-55-3	Benzo(a)anthracene	870	U
218-01-9	Chrysene	870	U
117-81-7	Bis(2-ethylhexyl)phthalate	870	U
117-84-0	Di-n-octyl phthalate	870	U
205-99-2	Benzo(b)fluoranthene	870	U
207-08-9	Benzo(k)fluoranthene	870	U
50-32-8	Benzo(a)pyrene	870	U
193-39-5	Indeno(1,2,3-cd)pyrene	870	U
53-70-3	Dibenzo(a,h)anthracene	870	U
191-24-2	Benzo(g,h,i)perylene	870	U

(1) Cannot be separated from Diphenylamine

PSS113 S86

1G

SEMIVOLATILE ORGANICS ANALYSIS DATA SHEET
TENTATIVELY IDENTIFIED COMPOUNDS

EPA SAMPLE NO.

SB-6W(21-22)

Lab Name: H2M LABS, INC. Contract: ____

Lab Code: 10478 Case No.: KEY-PSS SAS No.: ____ SDG No.: PSS113

Matrix: (soil/water) SOIL Lab Sample ID: 0711272-003B

Sample wt/vol: 15 (g/mL) G Lab File ID: A\C37728.D

Level: (low/med) LOW Date Received: 09/27/07

% Moisture: 62.1 Decanted:(Y/N) N Date Extracted: 10/01/07

Concentrated Extract Volume: 1000 (µl) Date Analyzed: 10/08/07

Injection Volume: 2 (µl) Dilution Factor: 1.00

GPC Cleanup: (Y/N) N pH: 8.0 Extraction: (Type) PFEX

CONCENTRATION UNITS:

Number TICs found: 15 (µg/L or µg/Kg) UG/KG

CAS NUMBER	COMPOUND NAME	RT	EST.CONC.	Q
1. 004161-60-8	2-Pentanone, 4-hydroxy-	3.22	1100	JNA
2. 000123-42-2	2-Pentanone, 4-hydroxy-4-methyl-	3.40	69000	JNA
3.	C3 substituted benzene	3.84	21000	J
4.	unknown (6.46)	6.46	580	J
5. 000123-08-0	Benzaldehyde, 4-hydroxy-	8.31	580	JN
6.	unknown (11.65)	11.65	490	J
7.	(DEL) Alkane: Straight-Chain (14.41)	14.41	1000	J
8.	(DEL) Alkane: Straight-Chain (14.96)	14.96	2000	J
9.	(DEL) Alkane: Straight-Chain (15.43)	15.43	2800	J
10.	unknown (15.47)	15.47	1600	J
11.	unknown (15.53)	15.53	880	J
12.	unknown (15.67)	15.67	1600	J
13.	unknown (15.75)	15.75	1800	J
14.	(DEL) Alkane: Straight-Chain (15.88)	15.88	2200	J
15.	unknown (15.93)	15.93	3100	J
16.	unknown (16.25)	16.25	1700	J
17.	unknown (16.34)	16.34	1000	J
18.	(DEL) Alkane: Straight-Chain (16.39)	16.39	1400	J
19.	unknown (16.47)	16.47	2800	J
20.	unknown (17.15)	17.15	1000	J
21.	unknown (17.44)	17.44	490	J
22.	unknown (17.87)	17.87	1200	J

PSS113 S87

1E

PESTICIDE ORGANICS ANALYSIS DATA SHEET

EPA SAMPLE NO.

6W (21-22)

Lab Name: H2M LABS, INC. Contract: _____

Lab Code: 10478 Case No.: KEY-PSS SAS No.: _____ SDG No.: PSS113

Matrix: (soil/water) SOIL Lab Sample ID: 0711272-003B

Sample wt/vol: 15 (g/mL) G Lab File ID: a00607.raw

% Moisture: 62.1 Decanted: (Y/N) N Date Received: 09/27/07

Extraction: (Type) PFEX Date Extracted: 10/01/07

Concentrated Extract Volume: 5000 (uL) Date Analyzed: 10/04/07

Injection Volume: 0.5 (uL) Dilution Factor: 1.00

GPC Cleanup: (Y/N) N pH: 8.0 Sulfur Cleanup: (Y/N) Y

CAS NO	COMPOUND	CONCENTRATION UNITS: (µg/L or µg/Kg) UG/KG	Q
12674-11-2	Aroclor 1016	87	U
11104-28-2	Aroclor 1221	180	U
11141-16-5	Aroclor 1232	87	U
53469-21-9	Aroclor 1242	87	U
12672-29-6	Aroclor 1248	87	U
11097-69-1	Aroclor 1254	87	U
11096-82-5	Aroclor 1260	87	U

PSS113 S88

U.S. EPA - CLP

1

INORGANIC ANALYSIS DATA SHEET

EPA SAMPLE NO

GPESB-6W (21-22)

Lab Name: H2M LABS, INC.

Lab Code: 10478 Case No. SAS No.: SDG No.: PSS113

Matrix (soil/water): SOIL Lab Sample ID: 0711272-003

Level (low/med): LOW Date Received: 9/27/2007

% Solids: 37.9

Concentration Units (ug/L or mg/kg dry weight): MG/KG

CAS No.	Analyte	Concentration	C	Q	M
7440-38-2	Arsenic	6.1			P
7440-39-3	Barium	286		E	P
7440-43-9	Cadmium	0.56	B		P
7440-47-3	Chromium	49.6		E	P
57-12-5	Cyanide	1.3	U		CA
7439-92-1	Lead	11.3			P
7439-97-6	Mercury	0.044	U		CV
7782-49-2	Selenium	1.6			P
7440-22-4	Silver	0.34	B	N	P

Color Before: BROWN Clarity Before: Texture: MEDIUM

Color After: YELLOW Clarity After: CLEAR Artifacts:

Comments:

Date Reported: 10/15/07

PSS113 S89

FORM I - IN

ILM04.1

1C

SEMIVOLATILE ORGANICS ANALYSIS DATA SHEET

EPA SAMPLE NO.

SB-7(12.75-13.75)D

Lab Name: H2M LABS, INC. Contract: _____

Lab Code: 10478 Case No.: KEY-PSS SAS No.: _____ SDG No.: PSS113

Matrix: (soil/water) SOIL Lab Sample ID: 0711272-004BDL

Sample wt/vol: 15 (g/mL) G Lab File ID: A\C37721.D

Level: (low/med) LOW Date Received: 09/27/07

% Moisture: 24.7 Decanted: (Y/N) N Date Extracted: 10/01/07

Concentrated Extract Volume: 1000 (µL) Date Analyzed: 10/08/07

Injection Volume: 2 (µL) Dilution Factor: 50.00

GPC Cleanup: (Y/N) N pH: 8.0 Extraction: (Type) PFEX

CAS NO.	COMPOUND	CONCENTRATION UNITS: (µg/L or µg/Kg) UG/KG	Q
108-95-2	Phenol	22000	U
111-44-4	Bis(2-chloroethyl)ether	22000	U
95-57-8	2-Chlorophenol	22000	U
541-73-1	1,3-Dichlorobenzene	22000	U
106-46-7	1,4-Dichlorobenzene	22000	U
95-50-1	1,2-Dichlorobenzene	22000	U
95-48-7	2-Methylphenol	22000	U
108-60-1	2,2'-oxybis(1-chloropropane)	22000	U
106-44-5	4-Methylphenol	22000	U
621-64-7	N-Nitroso-di-n-propylamine	22000	U
67-72-1	Hexachloroethane	22000	U
98-95-3	Nitrobenzene	22000	U
78-59-1	Isophorone	22000	U
88-75-5	2-Nitrophenol	22000	U
105-67-9	2,4-Dimethylphenol	22000	U
111-91-1	Bis(2-chloroethoxy)methane	22000	U
120-83-2	2,4-Dichlorophenol	22000	U
120-82-1	1,2,4-Trichlorobenzene	22000	U
91-20-3	Naphthalene	61000	D
106-47-8	4-Chloroaniline	22000	U
87-68-3	Hexachlorobutadiene	22000	U
59-50-7	4-Chloro-3-methylphenol	22000	U
91-57-6	2-Methylnaphthalene	5400	DJ
77-47-4	Hexachlorocyclopentadiene	22000	U
88-06-2	2,4,6-Trichlorophenol	22000	U
95-95-4	2,4,5-Trichlorophenol	55000	U
91-58-7	2-Chloronaphthalene	22000	U
88-74-4	2-Nitroaniline	55000	U
131-11-3	Dimethylphthalate	22000	U
208-96-8	Acenaphthylene	22000	U
606-20-2	2,6-Dinitrotoluene	22000	U
99-09-2	3-Nitroaniline	55000	U
83-32-9	Acenaphthene	12000	DJ
51-28-5	2,4-Dinitrophenol	55000	U
100-02-7	4-Nitrophenol	55000	U
132-64-9	Dibenzofuran	7400	DJ

PSS113 S95

1D

SEMIVOLATILE ORGANICS ANALYSIS DATA SHEET

EPA SAMPLE NO.

SB-7(12.75-13.75)DL

Lab Name: H2M LABS, INC. Contract: _____

Lab Code: 10478 Case No.: KEY-PSS SAS No.: _____ SDG No.: PSS113

Matrix: (soil/water) SOIL Lab Sample ID: 0711272-004BDL

Sample wt/vol: 15 (g/mL) G Lab File ID: A\C37721.D

Level: (low/med) LOW Date Received: 09/27/07

% Moisture: 24.7 Decanted: (Y/N) N Date Extracted: 10/01/07

Concentrated Extract Volume: 1000 (µL) Date Analyzed: 10/08/07

Injection Volume: 2 (µL) Dilution Factor: 50.00

GPC Cleanup: (Y/N) N pH: 8.0 Extraction: (Type) PFEX

CAS NO.	COMPOUND	CONCENTRATION UNITS: (µg/L or µg/Kg) UG/KG	Q
121-14-2	2,4-Dinitrotoluene	22000	U
84-66-2	Diethylphthalate	22000	U
7005-72-3	4-Chlorophenyl-phenylether	22000	U
86-73-7	Fluorene	6400	DJ
100-01-6	4-Nitroaniline	55000	U
534-52-1	4,6-Dinitro-2-methylphenol	55000	U
86-30-6	N-Nitrosodiphenylamine	22000	U
101-55-3	4-Bromophenyl-phenylether	22000	U
118-74-1	Hexachlorobenzene	22000	U
87-86-5	Pentachlorophenol	55000	U
85-01-8	Phenanthrene	13000	DJ
120-12-7	Anthracene	22000	U
86-74-8	Carbazole	11000	DJ
84-74-2	Di-n-butyl phthalate	22000	U
206-44-0	Fluoranthene	22000	U
129-00-0	Pyrene	22000	U
85-68-7	Butyl benzyl phthalate	22000	U
91-94-1	3,3'-Dichlorobenzidine	22000	U
56-55-3	Benzo(a)anthracene	22000	U
218-01-9	Chrysene	22000	U
117-81-7	Bis(2-ethylhexyl)phthalate	22000	U
117-84-0	Di-n-octyl phthalate	22000	U
205-99-2	Benzo(b)fluoranthene	22000	U
207-08-9	Benzo(k)fluoranthene	22000	U
50-32-8	Benzo(a)pyrene	22000	U
193-39-5	Indeno(1,2,3-cd)pyrene	22000	U
53-70-3	Dibenzo(a,h)anthracene	22000	U
191-24-2	Benzo(g,h,i)perylene	22000	U

(1) Cannot be separated from Diphenylamine

PSS113 S96

1G

SEMIVOLATILE ORGANICS ANALYSIS DATA SHEET
TENTATIVELY IDENTIFIED COMPOUNDS

EPA SAMPLE NO.

SB-7(12.75-13.75)DL

Lab Name: H2M LABS, INC. Contract: ____

Lab Code: 10478 Case No.: KEY-PSS SAS No.: ____ SDG No.: PSS113

Matrix: (soil/water) SOIL Lab Sample ID: 0711272-004BDL

Sample wt/vol: 15 (g/mL) G Lab File ID: A\C37721.D

Level: (low/med) LOW Date Received: 09/27/07

% Moisture: 24.7 Decanted:(Y/N) N Date Extracted: 10/01/07

Concentrated Extract Volume: 1000 (µl) Date Analyzed: 10/08/07

Injection Volume: 2 (µl) Dilution Factor: 50.00

GPC Cleanup: (Y/N) N pH: 8.0 Extraction: (Type) PFEX

Number TICs found: 2

CONCENTRATION UNITS:
(µg/L or µg/Kg) UG/KG

CAS NUMBER	COMPOUND NAME	RT	EST.CONC.	Q
1. 000123-42-2	2-Pentanone, 4-hydroxy-4-methyl-	3.34	31000	JNDA
2.	C3 substituted benzene	3.83	11000	JD
3.	substituted PNA	14.24	14000	JD

PSS113 S97

1A

VOLATILE ORGANICS ANALYSIS DATA SHEET

EPA SAMPLE NO.

SB-7 (22-23)

Lab Name: H2M LABS, INC. Contract: _____

Lab Code: 10478 Case No.: KEY-PSS SAS No.: _____ SDG No.: PSS113

Matrix: (soil/water) SOIL Lab Sample ID: 0711272-005A

Sample wt/vol: 5 (g/mL) G Lab File ID: 7\P37925.D

Level: (low/med) LOW Date Received: 09/27/07

% Moisture: not dec. 61.4 Date Analyzed: 10/02/07

GC Column: R-502.2 ID: .53 (mm) Dilution Factor: 1.00

Soil Extract Volume: _____ (µL) Soil Aliquot Volume _____ (µL)

CAS NO.	COMPOUND	CONCENTRATION UNITS: (µg/L or µg/Kg) UG/KG	Q
74-87-3	Chloromethane	26	U
74-83-9	Bromomethane	26	U
75-01-4	Vinyl chloride	26	U
75-00-3	Chloroethane	26	U
75-09-2	Methylene chloride	26	B
67-64-1	Acetone	650	E
75-35-4	1,1-Dichloroethene	26	U
75-15-0	Carbon disulfide	7	J
75-34-3	1,1-Dichloroethane	26	U
540-59-0	1,2-Dichloroethene (total)	26	U
67-66-3	Chloroform	26	U
107-06-2	1,2-Dichloroethane	26	U
78-93-3	2-Butanone	190	
71-55-6	1,1,1-Trichloroethane	26	U
56-23-5	Carbon tetrachloride	26	U
75-27-4	Bromodichloromethane	26	U
78-87-5	1,2-Dichloropropane	26	U
10061-01-5	cis-1,3-Dichloropropene	26	U
79-01-6	Trichloroethene	26	U
124-48-1	Dibromochloromethane	26	U
79-00-5	1,1,2-Trichloroethane	26	U
71-43-2	Benzene	26	U
10061-02-6	trans-1,3-Dichloropropene	26	U
75-25-2	Bromoform	26	U
108-10-1	4-Methyl-2-pentanone	26	U
591-78-6	2-Hexanone	26	U
127-18-4	Tetrachloroethene	26	U
79-34-5	1,1,2,2-Tetrachloroethane	26	U
108-88-3	Toluene	26	U
108-90-7	Chlorobenzene	26	U
100-41-4	Ethylbenzene	26	U
100-42-5	Styrene	26	U
1330-20-7	Xylene (total)	26	U

PSS113 S100

1F

VOLATILE ORGANICS ANALYSIS DATA SHEET

TENTATIVELY IDENTIFIED COMPOUNDS

EPA SAMPLE NO.

SB-7 (22-23)

Lab Name: H2M LABS, INC. Contract: _____

Lab Code: 10478 Case No.: KEY-PSS SAS No.: _____ SDG No.: PSS113

Matrix: (soil/water) SOIL Lab Sample ID: 0711272-005A

Sample wt/vol: 5 (g/mL) G Lab File ID: 7\P37925.D

Level: (low/med) LOW Date Received: 09/27/07

% Moisture: not dec. 61.4 Date Analyzed: 10/02/07

GC Column: R-502.2 ID: .53 (mm) Dilution Factor: 1.00

Soil Extract Volume: (µl) Soil Aliquot Volume: 0 (µL)

CONCENTRATION UNITS:

Number TICs found: 1 (µg/L or µg/Kg) UG/KG

CAS NUMBER	COMPOUND NAME	RT	EST.CONC.	Q
1. 000078-84-2	Propanal, 2-methyl-	8.82	21	JN

PSS113 S101

1A

VOLATILE ORGANICS ANALYSIS DATA SHEET

EPA SAMPLE NO.

SB-7 (22-23)DL

Lab Name: H2M LABS, INC. Contract: _____

Lab Code: 10478 Case No.: KEY-PSS SAS No.: _____ SDG No.: PSS113

Matrix: (soil/water) SOIL Lab Sample ID: 0711272-005ADL

Sample wt/vol: 5 (g/mL) G Lab File ID: 7\P37958.D

Level: (low/med) LOW Date Received: 09/27/07

% Moisture: not dec. 61.4 Date Analyzed: 10/03/07

GC Column: R-502.2 ID: .53 (mm) Dilution Factor: 2.00

Soil Extract Volume: _____ (µL) Soil Aliquot Volume _____ (µL)

CAS NO.	COMPOUND	CONCENTRATION UNITS: (µg/L or µg/Kg) UG/KG	Q
74-87-3	Chloromethane	52	U
74-83-9	Bromomethane	52	U
75-01-4	Vinyl chloride	52	U
75-00-3	Chloroethane	52	U
75-09-2	Methylene chloride	66	DB
67-64-1	Acetone	400	D
75-35-4	1,1-Dichloroethene	52	U
75-15-0	Carbon disulfide	8	DJ
75-34-3	1,1-Dichloroethane	52	U
540-59-0	1,2-Dichloroethene (total)	52	U
67-66-3	Chloroform	52	U
107-06-2	1,2-Dichloroethane	52	U
78-93-3	2-Butanone	110	D
71-55-6	1,1,1-Trichloroethane	52	U
56-23-5	Carbon tetrachloride	52	U
75-27-4	Bromodichloromethane	52	U
78-87-5	1,2-Dichloropropane	52	U
10061-01-5	cis-1,3-Dichloropropene	52	U
79-01-6	Trichloroethene	52	U
124-48-1	Dibromochloromethane	52	U
79-00-5	1,1,2-Trichloroethane	52	U
71-43-2	Benzene	52	U
10061-02-6	trans-1,3-Dichloropropene	52	U
75-25-2	Bromoform	52	U
108-10-1	4-Methyl-2-pentanone	52	U
591-78-6	2-Hexanone	52	U
127-18-4	Tetrachloroethene	52	U
79-34-5	1,1,2,2-Tetrachloroethane	52	U
108-88-3	Toluene	52	U
108-90-7	Chlorobenzene	52	U
100-41-4	Ethylbenzene	52	U
100-42-5	Styrene	52	U
1330-20-7	Xylene (total)	52	U

PSS113 S102

1F

VOLATILE ORGANICS ANALYSIS DATA SHEET

TENTATIVELY IDENTIFIED COMPOUNDS

EPA SAMPLE NO.

SB-7 (22-23)DL

Lab Name: H2M LABS, INC. Contract: _____

Lab Code: 10478 Case No.: KEY-PSS SAS No.: _____ SDG No.: PSS113

Matrix: (soil/water) SOIL Lab Sample ID: 0711272-005ADL

Sample wt/vol: 5 (g/mL) G Lab File ID: 7\P37958.D

Level: (low/med) LOW Date Received: 09/27/07

% Moisture: not dec. 61.4 Date Analyzed: 10/03/07

GC Column: R-502.2 ID: .53 (mm) Dilution Factor: 2.00

Soil Extract Volume: (µl) Soil Aliquot Volume: 0 (µL)

CONCENTRATION UNITS:

Number TICs found: 2 (µg/L or µg/Kg) UG/KG

CAS NUMBER	COMPOUND NAME	RT	EST.CONC.	Q
1.	unknown siloxane (18.79)	18.79	53	JDBX
2.	unknown siloxane (21.34)	21.34	84	JDBX

PSS113 S103

1C

SEMIVOLATILE ORGANICS ANALYSIS DATA SHEET

EPA SAMPLE NO.

SB-7(22-23)

Lab Name: H2M LABS, INC. Contract: _____

Lab Code: 10478 Case No.: KEY-PSS SAS No.: _____ SDG No.: PSS113

Matrix: (soil/water) SOIL Lab Sample ID: 0711272-005B

Sample wt/vol: 15 (g/mL) G Lab File ID: A\C37729.D

Level: (low/med) LOW Date Received: 09/27/07

% Moisture: 61.4 Decanted:(Y/N) N Date Extracted: 10/01/07

Concentrated Extract Volume: 1000 (µL) Date Analyzed: 10/08/07

Injection Volume: 2 (µL) Dilution Factor: 1.00

GPC Cleanup: (Y/N) N pH: 8.0 Extraction: (Type) PFEX

CAS NO.	COMPOUND	CONCENTRATION UNITS: (µg/L or µg/Kg) UG/KG	Q
108-95-2	Phenol	850	U
111-44-4	Bis(2-chloroethyl)ether	850	U
95-57-8	2-Chlorophenol	850	U
541-73-1	1,3-Dichlorobenzene	850	U
106-46-7	1,4-Dichlorobenzene	850	U
95-50-1	1,2-Dichlorobenzene	850	U
95-48-7	2-Methylphenol	850	U
108-60-1	2,2'-oxybis(1-chloropropane)	850	U
106-44-5	4-Methylphenol	850	U
621-64-7	N-Nitroso-di-n-propylamine	850	U
67-72-1	Hexachloroethane	850	U
98-95-3	Nitrobenzene	850	U
78-59-1	Isophorone	850	U
88-75-5	2-Nitrophenol	850	U
105-67-9	2,4-Dimethylphenol	850	U
111-91-1	Bis(2-chloroethoxy)methane	850	U
120-83-2	2,4-Dichlorophenol	850	U
120-82-1	1,2,4-Trichlorobenzene	850	U
91-20-3	Naphthalene	850	U
106-47-8	4-Chloroaniline	850	U
87-68-3	Hexachlorobutadiene	850	U
59-50-7	4-Chloro-3-methylphenol	850	U
91-57-6	2-Methylnaphthalene	850	U
77-47-4	Hexachlorocyclopentadiene	850	U
88-06-2	2,4,6-Trichlorophenol	850	U
95-95-4	2,4,5-Trichlorophenol	2200	U
91-58-7	2-Chloronaphthalene	850	U
88-74-4	2-Nitroaniline	2200	U
131-11-3	Dimethylphthalate	850	U
208-96-8	Acenaphthylene	850	U
606-20-2	2,6-Dinitrotoluene	850	U
99-09-2	3-Nitroaniline	2200	U
83-32-9	Acenaphthene	850	U
51-28-5	2,4-Dinitrophenol	2200	U
100-02-7	4-Nitrophenol	2200	U
132-64-9	Dibenzofuran	850	U

PSS113 S104

1D

SEMIVOLATILE ORGANICS ANALYSIS DATA SHEET

EPA SAMPLE NO.

SB-7(22-23)

Lab Name: H2M LABS, INC. Contract: _____

Lab Code: 10478 Case No.: KEY-PSS SAS No.: _____ SDG No.: PSS113

Matrix: (soil/water) SOIL Lab Sample ID: 0711272-005B

Sample wt/vol: 15 (g/mL) G Lab File ID: A\C37729.D

Level: (low/med) LOW Date Received: 09/27/07

% Moisture: 61.4 Decanted: (Y/N) N Date Extracted: 10/01/07

Concentrated Extract Volume: 1000 (µL) Date Analyzed: 10/08/07

Injection Volume: 2 (µL) Dilution Factor: 1.00

GPC Cleanup: (Y/N) N pH: 8.0 Extraction: (Type) PFEX

CAS NO.	COMPOUND	CONCENTRATION UNITS: (µg/L or µg/Kg) UG/KG	Q
121-14-2	2,4-Dinitrotoluene	850	U
84-66-2	Diethylphthalate	270	J
7005-72-3	4-Chlorophenyl-phenylether	850	U
86-73-7	Fluorene	850	U
100-01-6	4-Nitroaniline	2200	U
534-52-1	4,6-Dinitro-2-methylphenol	2200	U
86-30-6	N-Nitrosodiphenylamine	850	U
101-55-3	4-Bromophenyl-phenylether	850	U
118-74-1	Hexachlorobenzene	850	U
87-86-5	Pentachlorophenol	2200	U
85-01-8	Phenanthrene	850	U
120-12-7	Anthracene	850	U
86-74-8	Carbazole	850	U
84-74-2	Di-n-butyl phthalate	850	U
206-44-0	Fluoranthene	850	U
129-00-0	Pyrene	850	U
85-68-7	Butyl benzyl phthalate	850	U
91-94-1	3,3'-Dichlorobenzidine	850	U
56-55-3	Benzo(a)anthracene	850	U
218-01-9	Chrysene	850	U
117-81-7	Bis(2-ethylhexyl)phthalate	850	U
117-84-0	Di-n-octyl phthalate	850	U
205-99-2	Benzo(b)fluoranthene	850	U
207-08-9	Benzo(k)fluoranthene	850	U
50-32-8	Benzo(a)pyrene	850	U
193-39-5	Indeno(1,2,3-cd)pyrene	850	U
53-70-3	Dibenzo(a,h)anthracene	850	U
191-24-2	Benzo(g,h,i)perylene	850	U

(1) Cannot be separated from Diphenylamine

PSS113 S105

1G

SEMIVOLATILE ORGANICS ANALYSIS DATA SHEET
TENTATIVELY IDENTIFIED COMPOUNDS

EPA SAMPLE NO.

SB-7(22-23)

Lab Name: H2M LABS, INC. Contract: _____

Lab Code: 10478 Case No.: KEY-PSS SAS No.: _____ SDG No.: PSS113

Matrix: (soil/water) SOIL Lab Sample ID: 0711272-005B

Sample wt/vol: 15 (g/mL) G Lab File ID: A\C37729.D

Level: (low/med) LOW Date Received: 09/27/07

% Moisture: 61.4 Decanted:(Y/N) N Date Extracted: 10/01/07

Concentrated Extract Volume: 1000 (µl) Date Analyzed: 10/08/07

Injection Volume: 2 (µl) Dilution Factor: 1.00

GPC Cleanup: (Y/N) N pH: 8.0 Extraction: (Type) PFEX

CONCENTRATION UNITS:

Number TICs found: 16 (µg/L or µg/Kg) UG/KG

CAS NUMBER	COMPOUND NAME	RT	EST.CONC.	Q
1. 004161-60-8	2-Pentanone, 4-hydroxy-	3.21	1100	JNA
2. 000123-42-2	2-Pentanone, 4-hydroxy-4-methyl-	3.41	73000	JNA
3.	C3 substituted benzene	3.84	20000	J
4.	unknown (6.47)	6.47	830	J
5.	unknown (14.81)	14.81	790	J
6.	(DEL) Alkane: Straight-Chain (14.95)	14.95	2100	J
7.	(DEL) Alkane: Straight-Chain (15.44)	15.44	3800	J
8.	unknown (15.48)	15.48	1900	J
9.	unknown (15.67)	15.67	2000	J
10.	unknown (15.75)	15.75	2500	J
11.	(DEL) Alkane: Straight-Chain (15.88)	15.88	4600	J
12.	unknown (15.93)	15.93	4700	J
13.	unknown (15.99)	15.99	1300	J
14.	unknown (16.25)	16.25	2400	J
15.	(DEL) Alkane: Straight-Chain (16.39)	16.39	1700	J
16.	unknown (16.47)	16.47	3600	J
17.	unknown (16.62)	16.62	850	J
18.	unknown (16.87)	16.87	1300	J
19.	unknown (17)	17.00	830	J
20.	unknown (17.15)	17.15	1200	J
21.	unknown (17.44)	17.44	1100	J
22.	unknown (17.88)	17.88	970	J

PSS113 S106

1E

PESTICIDE ORGANICS ANALYSIS DATA SHEET

EPA SAMPLE NO.

7 (22-23)

Lab Name: H2M LABS, INC. Contract: _____

Lab Code: 10478 Case No.: KEY-PSS SAS No.: _____ SDG No.: PSS113

Matrix: (soil/water) SOIL Lab Sample ID: 0711272-005B

Sample wt/vol: 15 (g/mL) G Lab File ID: a00609.raw

% Moisture: 61.4 Decanted: (Y/N) N Date Received: 09/27/07

Extraction: (Type) PFEX Date Extracted: 10/01/07

Concentrated Extract Volume: 5000 (uL) Date Analyzed: 10/04/07

Injection Volume: 0.5 (uL) Dilution Factor: 1.00

GPC Cleanup: (Y/N) N pH: 8.0 Sulfur Cleanup: (Y/N) Y

CAS NO	COMPOUND	CONCENTRATION UNITS: (µg/L or µg/Kg) UG/KG	Q
12674-11-2	Aroclor 1016	85	U
11104-28-2	Aroclor 1221	170	U
11141-16-5	Aroclor 1232	85	U
53469-21-9	Aroclor 1242	85	U
12672-29-6	Aroclor 1248	85	U
11097-69-1	Aroclor 1254	85	U
11096-82-5	Aroclor 1260	85	U

U.S. EPA - CLP

1

INORGANIC ANALYSIS DATA SHEET

EPA SAMPLE NO

GPESB-7 (22-23)

Lab Name: H2M LABS, INC.

Lab Code: 10478 Case No. SAS No.: SDG No.: PSS113

Matrix (soil/water): SOIL Lab Sample ID: 0711272-005

Level (low/med): LOW Date Received: 9/27/2007

% Solids: 38.6

Concentration Units (ug/L or mg/kg dry weight): MG/KG

CAS No.	Analyte	Concentration	C	Q	M
7440-38-2	Arsenic	4.4			P
7440-39-3	Barium	153		E	P
7440-43-9	Cadmium	0.17	B		P
7440-47-3	Chromium	31.4		E	P
57-12-5	Cyanide	1.3	U		CA
7439-92-1	Lead	7.6			P
7439-97-6	Mercury	0.043	U		CV
7782-49-2	Selenium	0.99	B		P
7440-22-4	Silver	0.27	B	N	P

Color Before: BROWN Clarity Before: Texture: MEDIUM

Color After: YELLOW Clarity After: CLEAR Artifacts:

Comments:

Date Reported: 10/15/07

PSS113 S108

1A

VOLATILE ORGANICS ANALYSIS DATA SHEET

EPA SAMPLE NO.

SB-8W (6.5-7.5)

Lab Name: H2M LABS, INC. Contract: _____

Lab Code: 10478 Case No.: KEY-PSS SAS No.: _____ SDG No.: PSS113

Matrix: (soil/water) SOIL Lab Sample ID: 0711272-006A

Sample wt/vol: 5 (g/mL) G Lab File ID: 7\P37926.D

Level: (low/med) LOW Date Received: 09/27/07

% Moisture: not dec. 22.4 Date Analyzed: 10/02/07

GC Column: R-502.2 ID: .53 (mm) Dilution Factor: 1.00

Soil Extract Volume: _____ (µL) Soil Aliquot Volume _____ (µL)

CAS NO.	COMPOUND	CONCENTRATION UNITS: (µg/L or µg/Kg) UG/KG	Q
74-87-3	Chloromethane	13	U
74-83-9	Bromomethane	13	U
75-01-4	Vinyl chloride	13	U
75-00-3	Chloroethane	13	U
75-09-2	Methylene chloride	9	BJ
67-64-1	Acetone	35	
75-35-4	1,1-Dichloroethene	13	U
75-15-0	Carbon disulfide	13	U
75-34-3	1,1-Dichloroethane	13	U
540-59-0	1,2-Dichloroethene (total)	13	U
67-66-3	Chloroform	13	U
107-06-2	1,2-Dichloroethane	13	U
78-93-3	2-Butanone	8	J
71-55-6	1,1,1-Trichloroethane	13	U
56-23-5	Carbon tetrachloride	13	U
75-27-4	Bromodichloromethane	13	U
78-87-5	1,2-Dichloropropane	13	U
10061-01-5	cis-1,3-Dichloropropene	13	U
79-01-6	Trichloroethene	13	U
124-48-1	Dibromochloromethane	13	U
79-00-5	1,1,2-Trichloroethane	13	U
71-43-2	Benzene	13	U
10061-02-6	trans-1,3-Dichloropropene	13	U
75-25-2	Bromoform	13	U
108-10-1	4-Methyl-2-pentanone	13	U
591-78-6	2-Hexanone	13	U
127-18-4	Tetrachloroethene	13	U
79-34-5	1,1,2,2-Tetrachloroethane	13	U
108-88-3	Toluene	13	U
108-90-7	Chlorobenzene	13	U
100-41-4	Ethylbenzene	13	U
100-42-5	Styrene	13	U
1330-20-7	Xylene (total)	13	U

PSS113 S109

1F

VOLATILE ORGANICS ANALYSIS DATA SHEET

TENTATIVELY IDENTIFIED COMPOUNDS

EPA SAMPLE NO.

SB-8W (6.5-7.5)

Lab Name: H2M LABS, INC. Contract: _____

Lab Code: 10478 Case No.: KEY-PSS SAS No.: _____ SDG No.: PSS113

Matrix: (soil/water) SOIL Lab Sample ID: 0711272-006A

Sample wt/vol: 5 (g/mL) G Lab File ID: 7\P37926.D

Level: (low/med) LOW Date Received: 09/27/07

% Moisture: not dec. 22.4 Date Analyzed: 10/02/07

GC Column: R-502.2 ID: .53 (mm) Dilution Factor: 1.00

Soil Extract Volume: (µl) Soil Aliquot Volume: 0 (µL)

CONCENTRATION UNITS:

Number TICs found: 0 (µg/L or µg/Kg) UG/KG

CAS NUMBER	COMPOUND NAME	RT	EST.CONC.	Q

PSS113 S110

1C

SEMIVOLATILE ORGANICS ANALYSIS DATA SHEET

EPA SAMPLE NO.

SB-8W(6.5-7.5)

Lab Name: H2M LABS, INC. Contract: _____

Lab Code: 10478 Case No.: KEY-PSS SAS No.: _____ SDG No.: PSS113

Matrix: (soil/water) SOIL Lab Sample ID: 0711272-006B

Sample wt/vol: 15 (g/mL) G Lab File ID: A\C37727.D

Level: (low/med) LOW Date Received: 09/27/07

% Moisture: 22.4 Decanted: (Y/N) N Date Extracted: 10/01/07

Concentrated Extract Volume: 1000 (µL) Date Analyzed: 10/08/07

Injection Volume: 2 (µL) Dilution Factor: 1.00

GPC Cleanup: (Y/N) N pH: 8.0 Extraction: (Type) PFEX

CAS NO.	COMPOUND	CONCENTRATION UNITS: (µg/L or µg/Kg) UG/KG	Q
108-95-2	Phenol	430	U
111-44-4	Bis(2-chloroethyl)ether	430	U
95-57-8	2-Chlorophenol	430	U
541-73-1	1,3-Dichlorobenzene	430	U
106-46-7	1,4-Dichlorobenzene	430	U
95-50-1	1,2-Dichlorobenzene	430	U
95-48-7	2-Methylphenol	430	U
108-60-1	2,2'-oxybis(1-chloropropane)	430	U
106-44-5	4-Methylphenol	430	U
621-64-7	N-Nitroso-di-n-propylamine	430	U
67-72-1	Hexachloroethane	430	U
98-95-3	Nitrobenzene	430	U
78-59-1	Isophorone	430	U
88-75-5	2-Nitrophenol	430	U
105-67-9	2,4-Dimethylphenol	430	U
111-91-1	Bis(2-chloroethoxy)methane	430	U
120-83-2	2,4-Dichlorophenol	430	U
120-82-1	1,2,4-Trichlorobenzene	430	U
91-20-3	Naphthalene	450	
106-47-8	4-Chloroaniline	430	U
87-68-3	Hexachlorobutadiene	430	U
59-50-7	4-Chloro-3-methylphenol	430	U
91-57-6	2-Methylnaphthalene	430	U
77-47-4	Hexachlorocyclopentadiene	430	U
88-06-2	2,4,6-Trichlorophenol	430	U
95-95-4	2,4,5-Trichlorophenol	1100	U
91-58-7	2-Chloronaphthalene	430	U
88-74-4	2-Nitroaniline	1100	U
131-11-3	Dimethylphthalate	430	U
208-96-8	Acenaphthylene	430	U
606-20-2	2,6-Dinitrotoluene	430	U
99-09-2	3-Nitroaniline	1100	U
83-32-9	Acenaphthene	200	J
51-28-5	2,4-Dinitrophenol	1100	U
100-02-7	4-Nitrophenol	1100	U
132-64-9	Dibenzofuran	430	U

PSS113 S111

1D

SEMIVOLATILE ORGANICS ANALYSIS DATA SHEET

EPA SAMPLE NO.

SB-8W(6.5-7.5)

Lab Name: H2M LABS, INC. Contract: _____

Lab Code: 10478 Case No.: KEY-PSS SAS No.: _____ SDG No.: PSS113

Matrix: (soil/water) SOIL Lab Sample ID: 0711272-006B

Sample wt/vol: 15 (g/mL) G Lab File ID: A\C37727.D

Level: (low/med) LOW Date Received: 09/27/07

% Moisture: 22.4 Decanted: (Y/N) N Date Extracted: 10/01/07

Concentrated Extract Volume: 1000 (µL) Date Analyzed: 10/08/07

Injection Volume: 2 (µL) Dilution Factor: 1.00

GPC Cleanup: (Y/N) N pH: 8.0 Extraction: (Type) PFEX

CAS NO.	COMPOUND	CONCENTRATION UNITS: (µg/L or µg/Kg) UG/KG	Q
121-14-2	2,4-Dinitrotoluene	430	U
84-66-2	Diethylphthalate	160	J
7005-72-3	4-Chlorophenyl-phenylether	430	U
86-73-7	Fluorene	430	U
100-01-6	4-Nitroaniline	1100	U
534-52-1	4,6-Dinitro-2-methylphenol	1100	U
86-30-6	N-Nitrosodiphenylamine	430	U
101-55-3	4-Bromophenyl-phenylether	430	U
118-74-1	Hexachlorobenzene	430	U
87-86-5	Pentachlorophenol	1100	U
85-01-8	Phenanthrene	470	
120-12-7	Anthracene	130	J
86-74-8	Carbazole	430	U
84-74-2	Di-n-butyl phthalate	92	J
206-44-0	Fluoranthene	690	
129-00-0	Pyrene	570	
85-68-7	Butyl benzyl phthalate	430	U
91-94-1	3,3'-Dichlorobenzidine	430	U
56-55-3	Benzo(a)anthracene	290	J
218-01-9	Chrysene	240	J
117-81-7	Bis(2-ethylhexyl)phthalate	430	U
117-84-0	Di-n-octyl phthalate	430	U
205-99-2	Benzo(b)fluoranthene	220	J
207-08-9	Benzo(k)fluoranthene	430	U
50-32-8	Benzo(a)pyrene	220	J
193-39-5	Indeno(1,2,3-cd)pyrene	430	U
53-70-3	Dibenzo(a,h)anthracene	430	U
191-24-2	Benzo(g,h,i)perylene	430	U

(1) Cannot be separated from Diphenylamine

PSS113 S112

1G

SEMIVOLATILE ORGANICS ANALYSIS DATA SHEET
TENTATIVELY IDENTIFIED COMPOUNDS

EPA SAMPLE NO.

SB-8W(6.5-7.5)

Lab Name: H2M LABS, INC. Contract: _____

Lab Code: 10478 Case No.: KEY-PSS SAS No.: _____ SDG No.: PSS113

Matrix: (soil/water) SOIL Lab Sample ID: 0711272-006B

Sample wt/vol: 15 (g/mL) G Lab File ID: A\C37727.D

Level: (low/med) LOW Date Received: 09/27/07

% Moisture: 22.4 Decanted:(Y/N) N Date Extracted: 10/01/07

Concentrated Extract Volume: 1000 (µl) Date Analyzed: 10/08/07

Injection Volume: 2 (µl) Dilution Factor: 1.00

GPC Cleanup: (Y/N) N pH: 8.0 Extraction: (Type) PFEX

CONCENTRATION UNITS:

Number TICs found: 11 (µg/L or µg/Kg) UG/KG

CAS NUMBER	COMPOUND NAME	RT	EST.CONC.	Q
1. 000141-79-7	3-Penten-2-one, 4-methyl-	3.01	280	JNA
2. 004161-60-8	2-Pentanone, 4-hydroxy-	3.23	690	JNA
3. 000123-42-2	2-Pentanone, 4-hydroxy-4-methyl-	3.42	42000	JNA
4.	C3 substituted benzene	3.85	12000	J
5.	unknown (13.04)	13.04	920	J
6.	unknown (13.17)	13.17	1000	J
7. 010544-50-0	Cyclic Octaatomic Sulfur	13.32	43000	JN
8.	unknown (13.8)	13.80	230	J
9.	unknown (15.75)	15.75	580	J
10.	unknown (16.25)	16.25	500	J
11.	(DEL) Alkane: Straight-Chain	16.38	440	J
12.	unknown (16.86)	16.86	400	J
13.	unknown PNA	17.03	210	J
14.	unknown (17.67)	17.67	200	J
15.	unknown (18.54)	18.54	190	J

PSS113 S113

1E

PESTICIDE ORGANICS ANALYSIS DATA SHEET

EPA SAMPLE NO.

8W (6.5-7.5)

Lab Name: H2M LABS, INC. Contract: _____

Lab Code: 10478 Case No.: KEY-PSS SAS No.: _____ SDG No.: PSS113

Matrix: (soil/water) SOIL Lab Sample ID: 0711272-006B

Sample wt/vol: 15 (g/mL) G Lab File ID: a00610.raw

% Moisture: 22.4 Decanted: (Y/N) N Date Received: 09/27/07

Extraction: (Type) PFEX Date Extracted: 10/01/07

Concentrated Extract Volume: 5000 (uL) Date Analyzed: 10/04/07

Injection Volume: 0.5 (uL) Dilution Factor: 1.00

GPC Cleanup: (Y/N) N pH: 8.0 Sulfur Cleanup: (Y/N) Y

CAS NO	COMPOUND	CONCENTRATION UNITS: (µg/L or µg/Kg) UG/KG	Q
12674-11-2	Aroclor 1016	43	U
11104-28-2	Aroclor 1221	86	U
11141-16-5	Aroclor 1232	43	U
53469-21-9	Aroclor 1242	43	U
12672-29-6	Aroclor 1248	43	U
11097-69-1	Aroclor 1254	43	U
11096-82-5	Aroclor 1260	43	U

PSS113 S114

U.S. EPA - CLP

1

INORGANIC ANALYSIS DATA SHEET

EPA SAMPLE NO

GPESB-8W (6.5-7.5)

Lab Name: H2M LABS, INC.

Lab Code: 10478 Case No. SAS No.: SDG No.: PSS113

Matrix (soil/water): SOIL Lab Sample ID: 0711272-006

Level (low/med): LOW Date Received: 9/27/2007

% Solids: 77.6

Concentration Units (ug/L or mg/kg dry weight): MG/KG

CAS No.	Analyte	Concentration	C	Q	M
7440-38-2	Arsenic	4.7			P
7440-39-3	Barium	45.5		E	P
7440-43-9	Cadmium	0.080	B		P
7440-47-3	Chromium	19.7		E	P
57-12-5	Cyanide	9.3			CA
7439-92-1	Lead	183			P
7439-97-6	Mercury	0.71			CV
7782-49-2	Selenium	0.58	B		P
7440-22-4	Silver	0.24	B	N	P

Color Before: BROWN Clarity Before: Texture: COARSE

Color After: YELLOW Clarity After: CLEAR Artifacts:

Comments:

Date Reported: 10/15/07

PSS113 S115

1A

VOLATILE ORGANICS ANALYSIS DATA SHEET

EPA SAMPLE NO.

SB-8W (22-23)

Lab Name: H2M LABS, INC. Contract: _____

Lab Code: 10478 Case No.: KEY-PSS SAS No.: _____ SDG No.: PSS113

Matrix: (soil/water) SOIL Lab Sample ID: 0711272-007A

Sample wt/vol: 5 (g/mL) G Lab File ID: 7\P37959.D

Level: (low/med) LOW Date Received: 09/27/07

% Moisture: not dec. 69.6 Date Analyzed: 10/03/07

GC Column: R-502.2 ID: .53 (mm) Dilution Factor: 2.00

Soil Extract Volume: _____ (µL) Soil Aliquot Volume _____ (µL)

CAS NO.	COMPOUND	CONCENTRATION UNITS: (µg/L or µg/Kg) UG/KG	Q
74-87-3	Chloromethane	66	U
74-83-9	Bromomethane	66	U
75-01-4	Vinyl chloride	66	U
75-00-3	Chloroethane	66	U
75-09-2	Methylene chloride	80	B
67-64-1	Acetone	700	
75-35-4	1,1-Dichloroethene	66	U
75-15-0	Carbon disulfide	11	J
75-34-3	1,1-Dichloroethane	66	U
540-59-0	1,2-Dichloroethene (total)	66	U
67-66-3	Chloroform	66	U
107-06-2	1,2-Dichloroethane	66	U
78-93-3	2-Butanone	190	
71-55-6	1,1,1-Trichloroethane	66	U
56-23-5	Carbon tetrachloride	66	U
75-27-4	Bromodichloromethane	66	U
78-87-5	1,2-Dichloropropane	66	U
10061-01-5	cis-1,3-Dichloropropene	66	U
79-01-6	Trichloroethene	66	U
124-48-1	Dibromochloromethane	66	U
79-00-5	1,1,2-Trichloroethane	66	U
71-43-2	Benzene	66	U
10061-02-6	trans-1,3-Dichloropropene	66	U
75-25-2	Bromoform	66	U
108-10-1	4-Methyl-2-pentanone	66	U
591-78-6	2-Hexanone	66	U
127-18-4	Tetrachloroethene	66	U
79-34-5	1,1,2,2-Tetrachloroethane	66	U
108-88-3	Toluene	66	U
108-90-7	Chlorobenzene	66	U
100-41-4	Ethylbenzene	66	U
100-42-5	Styrene	66	U
1330-20-7	Xylene (total)	66	U

PSS113 S116

1F

VOLATILE ORGANICS ANALYSIS DATA SHEET

TENTATIVELY IDENTIFIED COMPOUNDS

EPA SAMPLE NO.

SB-8W (22-23)

Lab Name: H2M LABS, INC. Contract: _____

Lab Code: 10478 Case No.: KEY-PSS SAS No.: _____ SDG No.: PSS113

Matrix: (soil/water) SOIL Lab Sample ID: 0711272-007A

Sample wt/vol: 5 (g/mL) G Lab File ID: 7\P37959.D

Level: (low/med) LOW Date Received: 09/27/07

% Moisture: not dec. 69.6 Date Analyzed: 10/03/07

GC Column: R-502.2 ID: .53 (mm) Dilution Factor: 2.00

Soil Extract Volume: (µl) Soil Aliquot Volume: 0 (µL)

CONCENTRATION UNITS:

Number TICs found: 3 (µg/L or µg/Kg) UG/KG

CAS NUMBER	COMPOUND NAME	RT	EST.CONC.	Q
1. 000078-84-2	Propanal, 2-methyl-	8.80	42	JN
2.	unknown siloxane (18.81)	18.81	55	JBX
3.	unknown siloxane (21.34)	21.34	83	JBX

PSS113 S117

1C

SEMIVOLATILE ORGANICS ANALYSIS DATA SHEET

EPA SAMPLE NO.

SB-8W(22-23)

Lab Name: H2M LABS, INC. Contract: _____

Lab Code: 10478 Case No.: KEY-PSS SAS No.: _____ SDG No.: PSS113

Matrix: (soil/water) SOIL Lab Sample ID: 0711272-007B

Sample wt/vol: 15 (g/mL) G Lab File ID: A\C37711.D

Level: (low/med) LOW Date Received: 09/27/07

% Moisture: 69.6 Decanted: (Y/N) N Date Extracted: 10/01/07

Concentrated Extract Volume: 1000 (µL) Date Analyzed: 10/05/07

Injection Volume: 2 (µL) Dilution Factor: 1.00

GPC Cleanup: (Y/N) N pH: 8.0 Extraction: (Type) PFEX

CAS NO.	COMPOUND	CONCENTRATION UNITS: (µg/L or µg/Kg) UG/KG	Q
108-95-2	Phenol	1100	U
111-44-4	Bis(2-chloroethyl)ether	1100	U
95-57-8	2-Chlorophenol	1100	U
541-73-1	1,3-Dichlorobenzene	1100	U
106-46-7	1,4-Dichlorobenzene	1100	U
95-50-1	1,2-Dichlorobenzene	1100	U
95-48-7	2-Methylphenol	1100	U
108-60-1	2,2'-oxybis(1-chloropropane)	1100	U
106-44-5	4-Methylphenol	1100	U
621-64-7	N-Nitroso-di-n-propylamine	1100	U
67-72-1	Hexachloroethane	1100	U
98-95-3	Nitrobenzene	1100	U
78-59-1	Isophorone	1100	U
88-75-5	2-Nitrophenol	1100	U
105-67-9	2,4-Dimethylphenol	1100	U
111-91-1	Bis(2-chloroethoxy)methane	1100	U
120-83-2	2,4-Dichlorophenol	1100	U
120-82-1	1,2,4-Trichlorobenzene	1100	U
91-20-3	Naphthalene	1100	U
106-47-8	4-Chloroaniline	1100	U
87-68-3	Hexachlorobutadiene	1100	U
59-50-7	4-Chloro-3-methylphenol	1100	U
91-57-6	2-Methylnaphthalene	1100	U
77-47-4	Hexachlorocyclopentadiene	1100	U
88-06-2	2,4,6-Trichlorophenol	1100	U
95-95-4	2,4,5-Trichlorophenol	2700	U
91-58-7	2-Chloronaphthalene	1100	U
88-74-4	2-Nitroaniline	2700	U
131-11-3	Dimethylphthalate	1100	U
208-96-8	Acenaphthylene	1100	U
606-20-2	2,6-Dinitrotoluene	1100	U
99-09-2	3-Nitroaniline	2700	U
83-32-9	Acenaphthene	1100	U
51-28-5	2,4-Dinitrophenol	2700	U
100-02-7	4-Nitrophenol	2700	U
132-64-9	Dibenzofuran	1100	U

PSS113 S118

1D

SEMIVOLATILE ORGANICS ANALYSIS DATA SHEET

EPA SAMPLE NO.

SB-8W(22-23)

Lab Name: H2M LABS, INC. Contract: _____

Lab Code: 10478 Case No.: KEY-PSS SAS No.: _____ SDG No.: PSS113

Matrix: (soil/water) SOIL Lab Sample ID: 0711272-007B

Sample wt/vol: 15 (g/mL) G Lab File ID: A\C37711.D

Level: (low/med) LOW Date Received: 09/27/07

% Moisture: 69.6 Decanted: (Y/N) N Date Extracted: 10/01/07

Concentrated Extract Volume: 1000 (µL) Date Analyzed: 10/05/07

Injection Volume: 2 (µL) Dilution Factor: 1.00

GPC Cleanup: (Y/N) N pH: 8.0 Extraction: (Type) PFEX

CAS NO.	COMPOUND	CONCENTRATION UNITS: (µg/L or µg/Kg) UG/KG	Q
121-14-2	2,4-Dinitrotoluene	1100	U
84-66-2	Diethylphthalate	570	J
7005-72-3	4-Chlorophenyl-phenylether	1100	U
86-73-7	Fluorene	1100	U
100-01-6	4-Nitroaniline	2700	U
534-52-1	4,6-Dinitro-2-methylphenol	2700	U
86-30-6	N-Nitrosodiphenylamine	1100	U
101-55-3	4-Bromophenyl-phenylether	1100	U
118-74-1	Hexachlorobenzene	1100	U
87-86-5	Pentachlorophenol	2700	U
85-01-8	Phenanthrene	1100	U
120-12-7	Anthracene	1100	U
86-74-8	Carbazole	1100	U
84-74-2	Di-n-butyl phthalate	1100	U
206-44-0	Fluoranthene	1100	U
129-00-0	Pyrene	1100	U
85-68-7	Butyl benzyl phthalate	1100	U
91-94-1	3,3'-Dichlorobenzidine	1100	U
56-55-3	Benzo(a)anthracene	1100	U
218-01-9	Chrysene	1100	U
117-81-7	Bis(2-ethylhexyl)phthalate	1100	U
117-84-0	Di-n-octyl phthalate	1100	U
205-99-2	Benzo(b)fluoranthene	1100	U
207-08-9	Benzo(k)fluoranthene	1100	U
50-32-8	Benzo(a)pyrene	1100	U
193-39-5	Indeno(1,2,3-cd)pyrene	1100	U
53-70-3	Dibenzo(a,h)anthracene	1100	U
191-24-2	Benzo(g,h,i)perylene	1100	U

(1) Cannot be separated from Diphenylamine

PSS113 S119

1G

SEMIVOLATILE ORGANICS ANALYSIS DATA SHEET
TENTATIVELY IDENTIFIED COMPOUNDS

EPA SAMPLE NO.

SB-8W(22-23)

Lab Name: H2M LABS, INC. Contract: ____

Lab Code: 10478 Case No.: KEY-PSS SAS No.: ____ SDG No.: PSS113

Matrix: (soil/water) SOIL Lab Sample ID: 0711272-007B

Sample wt/vol: 15 (g/mL) G Lab File ID: A\C37711.D

Level: (low/med) LOW Date Received: 09/27/07

% Moisture: 69.6 Decanted:(Y/N) N Date Extracted: 10/01/07

Concentrated Extract Volume: 1000 (µl) Date Analyzed: 10/05/07

Injection Volume: 2 (µl) Dilution Factor: 1.00

GPC Cleanup: (Y/N) N pH: 8.0 Extraction: (Type) PFEX

Number TICs found: 16

CONCENTRATION UNITS:
(µg/L or µg/Kg) UG/KG

CAS NUMBER	COMPOUND NAME	RT	EST.CONC.	Q
1. 000123-42-2	2-Pentanone, 4-hydroxy-4-methyl-	3.83	22000	JNA
2.	C3 substituted benzene	4.33	7000	J
3. 000121-33-5	Vanillin	9.05	940	JN
4. 000123-08-0	Benzaldehyde, 4-hydroxy-	9.38	960	JN
5.	(DEL) Alkane: Straight-Chain (14.87)	14.87	1000	J
6.	unknown (15.38)	15.38	1300	J
7.	(DEL) Alkane: Straight-Chain (15.41)	15.41	2700	J
8.	(DEL) Alkane: Straight-Chain (15.89)	15.89	4600	J
9.	unknown (15.95)	15.95	1700	J
10.	unknown (16.01)	16.01	1200	J
11.	unknown (16.15)	16.15	880	J
12.	unknown (16.19)	16.19	3300	J
13.	unknown (16.27)	16.27	3200	J
14.	(DEL) Alkane: Straight-Chain (16.42)	16.42	5900	J
15.	unknown (16.49)	16.49	2700	J
16.	unknown (16.56)	16.56	1600	J
17.	unknown (16.89)	16.89	3100	J
18.	(DEL) Alkane: Straight-Chain (17.05)	17.05	3100	J
19.	unknown (17.16)	17.16	2200	J
20.	unknown (17.68)	17.68	2300	J
21.	unknown (17.9)	17.90	770	J
22.	unknown (18.99)	18.99	1000	J

PSS113 S120

1C

SEMIVOLATILE ORGANICS ANALYSIS DATA SHEET

EPA SAMPLE NO.

SB-8W(22-23)RE

Lab Name: H2M LABS, INC. Contract: _____

Lab Code: 10478 Case No.: KEY-PSS SAS No.: _____ SDG No.: PSS113

Matrix: (soil/water) SOIL Lab Sample ID: 0711272-007BRE

Sample wt/vol: 15 (g/mL) G Lab File ID: A\C37734.D

Level: (low/med) LOW Date Received: 09/27/07

% Moisture: 69.6 Decanted: (Y/N) N Date Extracted: 10/01/07

Concentrated Extract Volume: 1000 (µL) Date Analyzed: 10/08/07

Injection Volume: 2 (µL) Dilution Factor: 1.00

GPC Cleanup: (Y/N) N pH: 8.0 Extraction: (Type) PFEX

CONCENTRATION UNITS:

CAS NO.	COMPOUND	(µg/L or µg/Kg) UG/KG	Q
108-95-2	Phenol	1100	U
111-44-4	Bis(2-chloroethyl)ether	1100	U
95-57-8	2-Chlorophenol	1100	U
541-73-1	1,3-Dichlorobenzene	1100	U
106-46-7	1,4-Dichlorobenzene	1100	U
95-50-1	1,2-Dichlorobenzene	1100	U
95-48-7	2-Methylphenol	1100	U
108-60-1	2,2´-oxybis(1-chloropropane)	1100	U
106-44-5	4-Methylphenol	1100	U
621-64-7	N-Nitroso-di-n-propylamine	1100	U
67-72-1	Hexachloroethane	1100	U
98-95-3	Nitrobenzene	1100	U
78-59-1	Isophorone	1100	U
88-75-5	2-Nitrophenol	1100	U
105-67-9	2,4-Dimethylphenol	1100	U
111-91-1	Bis(2-chloroethoxy)methane	1100	U
120-83-2	2,4-Dichlorophenol	1100	U
120-82-1	1,2,4-Trichlorobenzene	1100	U
91-20-3	Naphthalene	1100	U
106-47-8	4-Chloroaniline	1100	U
87-68-3	Hexachlorobutadiene	1100	U
59-50-7	4-Chloro-3-methylphenol	1100	U
91-57-6	2-Methylnaphthalene	1100	U
77-47-4	Hexachlorocyclopentadiene	1100	U
88-06-2	2,4,6-Trichlorophenol	1100	U
95-95-4	2,4,5-Trichlorophenol	2700	U
91-58-7	2-Chloronaphthalene	1100	U
88-74-4	2-Nitroaniline	2700	U
131-11-3	Dimethylphthalate	1100	U
208-96-8	Acenaphthylene	1100	U
606-20-2	2,6-Dinitrotoluene	1100	U
99-09-2	3-Nitroaniline	2700	U
83-32-9	Acenaphthene	1100	U
51-28-5	2,4-Dinitrophenol	2700	U
100-02-7	4-Nitrophenol	2700	U
132-64-9	Dibenzofuran	1100	U

PSS113 S121

1D

SEMIVOLATILE ORGANICS ANALYSIS DATA SHEET

EPA SAMPLE NO.

SB-8W(22-23)RE

Lab Name: H2M LABS, INC. Contract: _____

Lab Code: 10478 Case No.: KEY-PSS SAS No.: _____ SDG No.: PSS113

Matrix: (soil/water) SOIL Lab Sample ID: 0711272-007BRE

Sample wt/vol: 15 (g/mL) G Lab File ID: A\C37734.D

Level: (low/med) LOW Date Received: 09/27/07

% Moisture: 69.6 Decanted: (Y/N) N Date Extracted: 10/01/07

Concentrated Extract Volume: 1000 (µL) Date Analyzed: 10/08/07

Injection Volume: 2 (µL) Dilution Factor: 1.00

GPC Cleanup: (Y/N) N pH: 8.0 Extraction: (Type) PFEX

CAS NO.	COMPOUND	CONCENTRATION UNITS: (µg/L or µg/Kg) UG/KG	Q
121-14-2	2,4-Dinitrotoluene	1100	U
84-66-2	Diethylphthalate	560	J
7005-72-3	4-Chlorophenyl-phenylether	1100	U
86-73-7	Fluorene	1100	U
100-01-6	4-Nitroaniline	2700	U
534-52-1	4,6-Dinitro-2-methylphenol	2700	U
86-30-6	N-Nitrosodiphenylamine	1100	U
101-55-3	4-Bromophenyl-phenylether	1100	U
118-74-1	Hexachlorobenzene	1100	U
87-86-5	Pentachlorophenol	2700	U
85-01-8	Phenanthrene	1100	U
120-12-7	Anthracene	1100	U
86-74-8	Carbazole	1100	U
84-74-2	Di-n-butyl phthalate	1100	U
206-44-0	Fluoranthene	1100	U
129-00-0	Pyrene	1100	U
85-68-7	Butyl benzyl phthalate	1100	U
91-94-1	3,3´-Dichlorobenzidine	1100	U
56-55-3	Benzo(a)anthracene	1100	U
218-01-9	Chrysene	1100	U
117-81-7	Bis(2-ethylhexyl)phthalate	1100	U
117-84-0	Di-n-octyl phthalate	1100	U
205-99-2	Benzo(b)fluoranthene	1100	U
207-08-9	Benzo(k)fluoranthene	1100	U
50-32-8	Benzo(a)pyrene	1100	U
193-39-5	Indeno(1,2,3-cd)pyrene	1100	U
53-70-3	Dibenzo(a,h)anthracene	1100	U
191-24-2	Benzo(g,h,i)perylene	1100	U

(1) Cannot be separated from Diphenylamine

PSS113 S122

1G

SEMIVOLATILE ORGANICS ANALYSIS DATA SHEET
TENTATIVELY IDENTIFIED COMPOUNDS

EPA SAMPLE NO.

SB-8W(22-23)RE

Lab Name: H2M LABS, INC. Contract: _____

Lab Code: 10478 Case No.: KEY-PSS SAS No.: _____ SDG No.: PSS113

Matrix: (soil/water) SOIL Lab Sample ID: 0711272-007BRE

Sample wt/vol: 15 (g/mL) G Lab File ID: A\C37734.D

Level: (low/med) LOW Date Received: 09/27/07

% Moisture: 69.6 Decanted:(Y/N) N Date Extracted: 10/01/07

Concentrated Extract Volume: 1000 (µl) Date Analyzed: 10/08/07

Injection Volume: 2 (µl) Dilution Factor: 1.00

GPC Cleanup: (Y/N) N pH: 8.0 Extraction: (Type) PFEX

CONCENTRATION UNITS:

Number TICs found: 16 (µg/L or µg/Kg) UG/KG

CAS NUMBER	COMPOUND NAME	RT	EST.CONC.	Q
1.	unknown (3.01)	3.01	1000	J
2. 004161-60-8	2-Pentanone, 4-hydroxy-	3.21	1100	JNA
3. 000123-42-2	2-Pentanone, 4-hydroxy-4-methyl-	3.40	79000	JNA
4.	C3 substituted benzene	3.84	22000	J
5. 000121-33-5	Vanillin	8.21	1000	JN
6. 000123-08-0	Benzaldehyde, 4-hydroxy-	8.28	1000	JN
7.	unknown (14.88)	14.88	830	J
8.	(DEL) Alkane: Straight-Chain (14.96)	14.96	1700	J
9.	(DEL) Alkane: Straight-Chain (15.43)	15.43	2700	J
10.	unknown (15.47)	15.47	1200	J
11.	unknown (15.52)	15.52	810	J
12.	unknown (15.67)	15.67	3000	J
13.	unknown (15.75)	15.75	2300	J
14.	(DEL) Alkane: Straight-Chain (15.87)	15.87	3100	J
15.	unknown (15.93)	15.93	1900	J
16.	unknown (16.24)	16.24	2100	J
17.	(DEL) Alkane: Straight-Chain (16.38)	16.38	1100	J
18.	unknown (16.46)	16.46	1600	J
19.	unknown (16.86)	16.86	1600	J
20.	unknown (17.14)	17.14	860	J
21.	unknown (17.43)	17.43	770	J
22.	unknown (17.86)	17.86	1600	J

PSS113 S123

1E

PESTICIDE ORGANICS ANALYSIS DATA SHEET

EPA SAMPLE NO.

8W (22-23)

Lab Name: H2M LABS, INC. Contract: _____

Lab Code: 10478 Case No.: KEY-PSS SAS No.: _____ SDG No.: PSS113

Matrix: (soil/water) SOIL Lab Sample ID: 0711272-007B

Sample wt/vol: 15 (g/mL) G Lab File ID: a00611.raw

% Moisture: 69.6 Decanted: (Y/N) N Date Received: 09/27/07

Extraction: (Type) PFEX Date Extracted: 10/01/07

Concentrated Extract Volume: 5000 (uL) Date Analyzed: 10/04/07

Injection Volume: 0.5 (uL) Dilution Factor: 1.00

GPC Cleanup: (Y/N) N pH: 8.0 Sulfur Cleanup: (Y/N) Y

CAS NO	COMPOUND	CONCENTRATION UNITS: (µg/L or µg/Kg) UG/KG	Q
12674-11-2	Aroclor 1016	110	U
11104-28-2	Aroclor 1221	220	U
11141-16-5	Aroclor 1232	110	U
53469-21-9	Aroclor 1242	110	U
12672-29-6	Aroclor 1248	110	U
11097-69-1	Aroclor 1254	110	U
11096-82-5	Aroclor 1260	110	U

PSS113 S124

U.S. EPA - CLP

1

INORGANIC ANALYSIS DATA SHEET

EPA SAMPLE NO

GPESB-8W (22-23)

Lab Name: H2M LABS, INC.

Lab Code: 10478 Case No. SAS No.: SDG No.: PSS113

Matrix (soil/water): SOIL Lab Sample ID: 0711272-007

Level (low/med): LOW Date Received: 9/27/2007

% Solids: 30.4

Concentration Units (ug/L or mg/kg dry weight): MG/KG

CAS No.	Analyte	Concentration	C	Q	M
7440-38-2	Arsenic	4.1			P
7440-39-3	Barium	168		E	P
7440-43-9	Cadmium	0.11	U		P
7440-47-3	Chromium	27.4		E	P
57-12-5	Cyanide	1.6	U		CA
7439-92-1	Lead	7.3			P
7439-97-6	Mercury	0.055	U		CV
7782-49-2	Selenium	0.79	U		P
7440-22-4	Silver	0.31	B	N	P

Color Before: BROWN Clarity Before: Texture: FINE

Color After: YELLOW Clarity After: CLEAR Artifacts:

Comments:

Date Reported: 10/15/07

PSS113 S125

1C

SEMIVOLATILE ORGANICS ANALYSIS DATA SHEET

EPA SAMPLE NO.

SB-10(12.33-13.33)
DL
10/18/07

Lab Name: H2M LABS, INC. Contract: _____

Lab Code: 10478 Case No.: KEY-PSS SAS No.: _____ SDG No.: PSS113

Matrix: (soil/water) SOIL Lab Sample ID: 0711272-008BDL

Sample wt/vol: 15 (g/mL) G Lab File ID: A\C37722.D

Level: (low/med) LOW Date Received: 09/27/07

% Moisture: 18.5 Decanted: (Y/N) N Date Extracted: 10/01/07

Concentrated Extract Volume: 1000 (µL) Date Analyzed: 10/08/07

Injection Volume: 2 (µL) Dilution Factor: 10.00

GPC Cleanup: (Y/N) N pH: 8.0 Extraction: (Type) PFEX

CAS NO.	COMPOUND	CONCENTRATION UNITS: (µg/L or µg/Kg) UG/KG	Q
108-95-2	Phenol	4000	U
111-44-4	Bis(2-chloroethyl)ether	4000	U
95-57-8	2-Chlorophenol	4000	U
541-73-1	1,3-Dichlorobenzene	4000	U
106-46-7	1,4-Dichlorobenzene	4000	U
95-50-1	1,2-Dichlorobenzene	4000	U
95-48-7	2-Methylphenol	4000	U
108-60-1	2,2'-oxybis(1-chloropropane)	4000	U
106-44-5	4-Methylphenol	4000	U
621-64-7	N-Nitroso-di-n-propylamine	4000	U
67-72-1	Hexachloroethane	4000	U
98-95-3	Nitrobenzene	4000	U
78-59-1	Isophorone	4000	U
88-75-5	2-Nitrophenol	4000	U
105-67-9	2,4-Dimethylphenol	4000	U
111-91-1	Bis(2-chloroethoxy)methane	4000	U
120-83-2	2,4-Dichlorophenol	4000	U
120-82-1	1,2,4-Trichlorobenzene	4000	U
91-20-3	Naphthalene	4800	D
106-47-8	4-Chloroaniline	4000	U
87-68-3	Hexachlorobutadiene	4000	U
59-50-7	4-Chloro-3-methylphenol	4000	U
91-57-6	2-Methylnaphthalene	4000	U
77-47-4	Hexachlorocyclopentadiene	4000	U
88-06-2	2,4,6-Trichlorophenol	4000	U
95-95-4	2,4,5-Trichlorophenol	10000	U
91-58-7	2-Chloronaphthalene	4000	U
88-74-4	2-Nitroaniline	10000	U
131-11-3	Dimethylphthalate	4000	U
208-96-8	Acenaphthylene	4000	U
606-20-2	2,6-Dinitrotoluene	4000	U
99-09-2	3-Nitroaniline	10000	U
83-32-9	Acenaphthene	4200	D
51-28-5	2,4-Dinitrophenol	10000	U
100-02-7	4-Nitrophenol	10000	U
132-64-9	Dibenzofuran	1800	DJ

PSS113 S131

1D

SEMIVOLATILE ORGANICS ANALYSIS DATA SHEET

EPA SAMPLE NO.

SB-10(12.33-13.33) DL

10/18/07

Lab Name: H2M LABS, INC. Contract: _____

Lab Code: 10478 Case No.: KEY-PSS SAS No.: _____ SDG No.: PSS113

Matrix: (soil/water) SOIL Lab Sample ID: 0711272-008BDL

Sample wt/vol: 15 (g/mL) G Lab File ID: A\C37722.D

Level: (low/med) LOW Date Received: 09/27/07

% Moisture: 18.5 Decanted: (Y/N) N Date Extracted: 10/01/07

Concentrated Extract Volume: 1000 (µL) Date Analyzed: 10/08/07

Injection Volume: 2 (µL) Dilution Factor: 10.00

GPC Cleanup: (Y/N) N pH: 8.0 Extraction: (Type) PFEX

CONCENTRATION UNITS: (µg/L or µg/Kg) UG/KG

CAS NO.	COMPOUND	UG/KG	Q
121-14-2	2,4-Dinitrotoluene	4000	U
84-66-2	Diethylphthalate	4000	U
7005-72-3	4-Chlorophenyl-phenylether	4000	U
86-73-7	Fluorene	7700	D
100-01-6	4-Nitroaniline	10000	U
534-52-1	4,6-Dinitro-2-methylphenol	10000	U
86-30-6	N-Nitrosodiphenylamine	4000	U
101-55-3	4-Bromophenyl-phenylether	4000	U
118-74-1	Hexachlorobenzene	4000	U
87-86-5	Pentachlorophenol	10000	U
85-01-8	Phenanthrene	12000	D
120-12-7	Anthracene	3500	DJ
86-74-8	Carbazole	4100	D
84-74-2	Di-n-butyl phthalate	4000	U
206-44-0	Fluoranthene	15000	D
129-00-0	Pyrene	13000	D
85-68-7	Butyl benzyl phthalate	4000	U
91-94-1	3,3'-Dichlorobenzidine	4000	U
56-55-3	Benzo(a)anthracene	6100	D
218-01-9	Chrysene	5000	D
117-81-7	Bis(2-ethylhexyl)phthalate	4000	U
117-84-0	Di-n-octyl phthalate	4000	U
205-99-2	Benzo(b)fluoranthene	5300	D
207-08-9	Benzo(k)fluoranthene	4100	D
50-32-8	Benzo(a)pyrene	6600	D
193-39-5	Indeno(1,2,3-cd)pyrene	2800	DJ
53-70-3	Dibenzo(a,h)anthracene	4000	U
191-24-2	Benzo(g,h,i)perylene	2700	DJ

(1) Cannot be separated from Diphenylamine

PSS113 S132

1G

SEMIVOLATILE ORGANICS ANALYSIS DATA SHEET
TENTATIVELY IDENTIFIED COMPOUNDS

EPA SAMPLE NO.

SB-10(12.33-13.33)DL

Lab Name: H2M LABS, INC. Contract: ____

Lab Code: 10478 Case No.: KEY-PSS SAS No.: ____ SDG No.: PSS113

Matrix: (soil/water) SOIL Lab Sample ID: 0711272-008BDL

Sample wt/vol: 15 (g/mL) G Lab File ID: A\C37722.D

Level: (low/med) LOW Date Received: 09/27/07

% Moisture: 18.5 Decanted:(Y/N) N Date Extracted: 10/01/07

Concentrated Extract Volume: 1000 (µl) Date Analyzed: 10/08/07

Injection Volume: 2 (µl) Dilution Factor: 10.00

GPC Cleanup: (Y/N) N pH: 8.0 Extraction: (Type) PFEX

CONCENTRATION UNITS:

Number TICs found: 6 (µg/L or µg/Kg) UG/KG

CAS NUMBER	COMPOUND NAME	RT	EST.CONC.	Q
1. 000123-42-2	2-Pentanone, 4-hydroxy-4-methyl-	3.34	26000	JNDA
2.	C3 substituted benzene	3.83	8000	JD
3. 000090-12-0	Naphthalene, 1-methyl-	7.34	1800	JND
4.	unknown	12.74	2100	JD
5.	substituted PNA	12.97	3800	JD
6. 010544-50-0	Cyclic Octaatomic Sulfur	13.26	250000	JND
7. 000081-83-4	1H-Benz(de)isoquinoline-1,3(2H)-dio	13.80	2800	JND

PSS113 S133

1A

VOLATILE ORGANICS ANALYSIS DATA SHEET

EPA SAMPLE NO.

SB-10 (21-22)DL

Lab Name: H2M LABS, INC. Contract: _____

Lab Code: 10478 Case No.: KEY-PSS SAS No.: _____ SDG No.: PSS113

Matrix: (soil/water) SOIL Lab Sample ID: 0711272-009ADL

Sample wt/vol: 5 (g/mL) G Lab File ID: 7\P37960.D

Level: (low/med) LOW Date Received: 09/27/07

% Moisture: not dec. 50.5 Date Analyzed: 10/03/07

GC Column: R-502.2 ID: .53 (mm) Dilution Factor: 2.00

Soil Extract Volume: _____ (µL) Soil Aliquot Volume _____ (µL)

CONCENTRATION UNITS:

CAS NO.	COMPOUND	(µg/L or µg/Kg) UG/KG	Q
74-87-3	Chloromethane	40	U
74-83-9	Bromomethane	40	U
75-01-4	Vinyl chloride	40	U
75-00-3	Chloroethane	40	U
75-09-2	Methylene chloride	57	DB
67-64-1	Acetone	800	D
75-35-4	1,1-Dichloroethene	40	U
75-15-0	Carbon disulfide	8	DJ
75-34-3	1,1-Dichloroethane	40	U
540-59-0	1,2-Dichloroethene (total)	40	U
67-66-3	Chloroform	40	U
107-06-2	1,2-Dichloroethane	40	U
78-93-3	2-Butanone	230	D
71-55-6	1,1,1-Trichloroethane	40	U
56-23-5	Carbon tetrachloride	40	U
75-27-4	Bromodichloromethane	40	U
78-87-5	1,2-Dichloropropane	40	U
10061-01-5	cis-1,3-Dichloropropene	40	U
79-01-6	Trichloroethene	40	U
124-48-1	Dibromochloromethane	40	U
79-00-5	1,1,2-Trichloroethane	40	U
71-43-2	Benzene	40	U
10061-02-6	trans-1,3-Dichloropropene	40	U
75-25-2	Bromoform	40	U
108-10-1	4-Methyl-2-pentanone	40	U
591-78-6	2-Hexanone	40	U
127-18-4	Tetrachloroethene	40	U
79-34-5	1,1,2,2-Tetrachloroethane	40	U
108-88-3	Toluene	40	U
108-90-7	Chlorobenzene	40	U
100-41-4	Ethylbenzene	40	U
100-42-5	Styrene	40	U
1330-20-7	Xylene (total)	40	U

PSS113 S138

1F

VOLATILE ORGANICS ANALYSIS DATA SHEET

TENTATIVELY IDENTIFIED COMPOUNDS

EPA SAMPLE NO.

SB-10 (21-22)DL

Lab Name: H2M LABS, INC. Contract: _____

Lab Code: 10478 Case No.: KEY-PSS SAS No.: _____ SDG No.: PSS113

Matrix: (soil/water) SOIL Lab Sample ID: 0711272-009ADL

Sample wt/vol: 5 (g/mL) G Lab File ID: 7\P37960.D

Level: (low/med) LOW Date Received: 09/27/07

% Moisture: not dec. 50.5 Date Analyzed: 10/03/07

GC Column: R-502.2 ID: .53 (mm) Dilution Factor: 2.00

Soil Extract Volume: (µl) Soil Aliquot Volume: 0 (µL)

CONCENTRATION UNITS:

Number TICs found: 2 (µg/L or µg/Kg) UG/KG

CAS NUMBER	COMPOUND NAME	RT	EST.CONC.	Q
1.	unknown siloxane (18.79)	18.79	32	JDBX
2.	unknown siloxane (21.34)	21.34	46	JDBX

PSS113 S139

1C

SEMIVOLATILE ORGANICS ANALYSIS DATA SHEET

EPA SAMPLE NO.

SB-10(21-22)

Lab Name: H2M LABS, INC. Contract: _____

Lab Code: 10478 Case No.: KEY-PSS SAS No.: _____ SDG No.: PSS113

Matrix: (soil/water) SOIL Lab Sample ID: 0711272-009B

Sample wt/vol: 15 (g/mL) G Lab File ID: A\C37735.D

Level: (low/med) LOW Date Received: 09/27/07

% Moisture: 50.5 Decanted: (Y/N) N Date Extracted: 10/01/07

Concentrated Extract Volume: 1000 (µL) Date Analyzed: 10/08/07

Injection Volume: 2 (µL) Dilution Factor: 1.00

GPC Cleanup: (Y/N) N pH: 8.0 Extraction: (Type) PFEX

CAS NO.	COMPOUND	CONCENTRATION UNITS: (µg/L or µg/Kg) UG/KG	Q
108-95-2	Phenol	450	J
111-44-4	Bis(2-chloroethyl)ether	670	U
95-57-8	2-Chlorophenol	670	U
541-73-1	1,3-Dichlorobenzene	670	U
106-46-7	1,4-Dichlorobenzene	670	U
95-50-1	1,2-Dichlorobenzene	670	U
95-48-7	2-Methylphenol	670	U
108-60-1	2,2'-oxybis(1-chloropropane)	670	U
106-44-5	4-Methylphenol	270	J
621-64-7	N-Nitroso-di-n-propylamine	670	U
67-72-1	Hexachloroethane	670	U
98-95-3	Nitrobenzene	670	U
78-59-1	Isophorone	670	U
88-75-5	2-Nitrophenol	670	U
105-67-9	2,4-Dimethylphenol	670	U
111-91-1	Bis(2-chloroethoxy)methane	670	U
120-83-2	2,4-Dichlorophenol	670	U
120-82-1	1,2,4-Trichlorobenzene	670	U
91-20-3	Naphthalene	4300	
106-47-8	4-Chloroaniline	670	U
87-68-3	Hexachlorobutadiene	670	U
59-50-7	4-Chloro-3-methylphenol	670	U
91-57-6	2-Methylnaphthalene	360	J
77-47-4	Hexachlorocyclopentadiene	670	U
88-06-2	2,4,6-Trichlorophenol	670	U
95-95-4	2,4,5-Trichlorophenol	1700	U
91-58-7	2-Chloronaphthalene	670	U
88-74-4	2-Nitroaniline	1700	U
131-11-3	Dimethylphthalate	670	U
208-96-8	Acenaphthylene	430	J
606-20-2	2,6-Dinitrotoluene	670	U
99-09-2	3-Nitroaniline	1700	U
83-32-9	Acenaphthene	1800	
51-28-5	2,4-Dinitrophenol	1700	U
100-02-7	4-Nitrophenol	1700	U
132-64-9	Dibenzofuran	1300	

PSS113 S140

1D

SEMIVOLATILE ORGANICS ANALYSIS DATA SHEET

EPA SAMPLE NO.

SB-10(21-22)

Lab Name: H2M LABS, INC. Contract: _____

Lab Code: 10478 Case No.: KEY-PSS SAS No.: _____ SDG No.: PSS113

Matrix: (soil/water) SOIL Lab Sample ID: 0711272-009B

Sample wt/vol: 15 (g/mL) G Lab File ID: A\C37735.D

Level: (low/med) LOW Date Received: 09/27/07

% Moisture: 50.5 Decanted: (Y/N) N Date Extracted: 10/01/07

Concentrated Extract Volume: 1000 (µL) Date Analyzed: 10/08/07

Injection Volume: 2 (µL) Dilution Factor: 1.00

GPC Cleanup: (Y/N) N pH: 8.0 Extraction: (Type) PFEX

CAS NO.	COMPOUND	CONCENTRATION UNITS: (µg/L or µg/Kg) UG/KG	Q
121-14-2	2,4-Dinitrotoluene	670	U
84-66-2	Diethylphthalate	670	U
7005-72-3	4-Chlorophenyl-phenylether	670	U
86-73-7	Fluorene	3700	
100-01-6	4-Nitroaniline	1700	U
534-52-1	4,6-Dinitro-2-methylphenol	1700	U
86-30-6	N-Nitrosodiphenylamine	670	U
101-55-3	4-Bromophenyl-phenylether	670	U
118-74-1	Hexachlorobenzene	670	U
87-86-5	Pentachlorophenol	1700	U
85-01-8	Phenanthrene	5300	
120-12-7	Anthracene	1600	
86-74-8	Carbazole	2000	
84-74-2	Di-n-butyl phthalate	670	U
206-44-0	Fluoranthene	8300	
129-00-0	Pyrene	8000	
85-68-7	Butyl benzyl phthalate	670	U
91-94-1	3,3'-Dichlorobenzidine	670	U
56-55-3	Benzo(a)anthracene	3100	
218-01-9	Chrysene	2600	
117-81-7	Bis(2-ethylhexyl)phthalate	670	U
117-84-0	Di-n-octyl phthalate	670	U
205-99-2	Benzo(b)fluoranthene	4500	
207-08-9	Benzo(k)fluoranthene	2000	
50-32-8	Benzo(a)pyrene	3800	
193-39-5	Indeno(1,2,3-cd)pyrene	790	
53-70-3	Dibenzo(a,h)anthracene	670	U
191-24-2	Benzo(g,h,i)perylene	760	

(1) Cannot be separated from Diphenylamine

PSS113 S141

1G

SEMIVOLATILE ORGANICS ANALYSIS DATA SHEET
TENTATIVELY IDENTIFIED COMPOUNDS

EPA SAMPLE NO.

SB-10(21-22)

Lab Name: H2M LABS, INC. Contract: _____

Lab Code: 10478 Case No.: KEY-PSS SAS No.: _____ SDG No.: PSS113

Matrix: (soil/water) SOIL Lab Sample ID: 0711272-009B

Sample wt/vol: 15 (g/mL) G Lab File ID: A\C37735.D

Level: (low/med) LOW Date Received: 09/27/07

% Moisture: 50.5 Decanted:(Y/N) N Date Extracted: 10/01/07

Concentrated Extract Volume: 1000 (µl) Date Analyzed: 10/08/07

Injection Volume: 2 (µl) Dilution Factor: 1.00

GPC Cleanup: (Y/N) N pH: 8.0 Extraction: (Type) PFEX

Number TICs found: 19

CONCENTRATION UNITS:
(µg/L or µg/Kg) UG/KG

CAS NUMBER	COMPOUND NAME	RT	EST.CONC.	Q
1. 000141-79-7	3-Penten-2-one, 4-methyl-	3.01	530	JNA
2. 004161-60-8	2-Pentanone, 4-hydroxy-	3.22	1000	JNA
3. 000123-42-2	2-Pentanone, 4-hydroxy-4-methyl-	3.41	68000	JNA
4.	C3 substituted benzene (3.84)	3.84	15000	J
5.	C3 substituted benzene (4.71)	4.71	470	J
6.	unknown (5.23)	5.23	1300	J
7.	benzothiophene isomer	6.12	1100	J
8. 000090-12-0	Naphthalene, 1-methyl-	7.35	1300	JN
9. 000123-08-0	Benzaldehyde, 4-hydroxy-	8.32	460	JN
10.	unknown (8.93)	8.93	650	J
11.	unknown (11.57)	11.57	1500	J
12.	unknown (11.74)	11.74	550	J
13.	unknown (12.75)	12.75	1000	J
14.	substituted PNA (12.89)	12.89	900	J
15.	unknown (12.96)	12.96	770	J
16.	substituted PNA (13)	13.00	1600	J
17. 010544-50-0	Cyclic Octaatomic Sulfur	13.49	230000	JN
18.	unknown (13.86)	13.86	1100	J
19.	unknown (14.11)	14.11	460	J
20.	unknown (14.27)	14.27	480	J
21.	unknown (15.75)	15.75	1100	J
22.	unknown (16.25)	16.25	890	J
23.	(DEL) Alkane: Straight-Chain	16.38	1300	J

PSS113 S142

1A

VOLATILE ORGANICS ANALYSIS DATA SHEET

EPA SAMPLE NO.

TB 092707

Lab Name: H2M LABS, INC. Contract: _____

Lab Code: 10478 Case No.: KEY-PSS SAS No.: _____ SDG No.: PSS113

Matrix: (soil/water) WATER Lab Sample ID: 0711272-010A

Sample wt/vol: 5 (g/mL) ML Lab File ID: A\A56266.D

Level: (low/med) LOW Date Received: 09/27/07

% Moisture: not dec. Date Analyzed: 10/03/07

GC Column: ZB-624 ID: .18 (mm) Dilution Factor: 1.00

Soil Extract Volume: _____ (µL) Soil Aliquot Volume _____ (µL)

CAS NO.	COMPOUND	CONCENTRATION UNITS: (µg/L or µg/Kg) UG/L	Q
74-87-3	Chloromethane	10	U
74-83-9	Bromomethane	10	U
75-01-4	Vinyl chloride	10	U
75-00-3	Chloroethane	10	U
75-09-2	Methylene chloride	10	U
67-64-1	Acetone	10	U
75-35-4	1,1-Dichloroethene	10	U
75-15-0	Carbon disulfide	10	U
75-34-3	1,1-Dichloroethane	10	U
540-59-0	1,2-Dichloroethene (total)	10	U
67-66-3	Chloroform	10	U
107-06-2	1,2-Dichloroethane	10	U
78-93-3	2-Butanone	10	U
71-55-6	1,1,1-Trichloroethane	10	U
56-23-5	Carbon tetrachloride	10	U
75-27-4	Bromodichloromethane	10	U
78-87-5	1,2-Dichloropropane	10	U
10061-01-5	cis-1,3-Dichloropropene	10	U
79-01-6	Trichloroethene	10	U
124-48-1	Dibromochloromethane	10	U
79-00-5	1,1,2-Trichloroethane	10	U
71-43-2	Benzene	10	U
10061-02-6	trans-1,3-Dichloropropene	10	U
75-25-2	Bromoform	10	U
108-10-1	4-Methyl-2-pentanone	10	U
591-78-6	2-Hexanone	10	U
127-18-4	Tetrachloroethene	10	U
79-34-5	1,1,2,2-Tetrachloroethane	10	U
108-88-3	Toluene	10	U
108-90-7	Chlorobenzene	10	U
100-41-4	Ethylbenzene	10	U
100-42-5	Styrene	10	U
1330-20-7	Xylene (total)	10	U

PSS113 S148

1F

VOLATILE ORGANICS ANALYSIS DATA SHEET

TENTATIVELY IDENTIFIED COMPOUNDS

EPA SAMPLE NO.

TB 092707

Lab Name: H2M LABS, INC. Contract: _____

Lab Code: 10478 Case No.: KEY-PSS SAS No.: _____ SDG No.: PSS113

Matrix: (soil/water) WATER Lab Sample ID: 0711272-010A

Sample wt/vol: 5 (g/mL) ML Lab File ID: A\A56266.D

Level: (low/med) LOW Date Received: 09/27/07

% Moisture: not dec. Date Analyzed: 10/03/07

GC Column: ZB-624 ID: .18 (mm) Dilution Factor: 1.00

Soil Extract Volume: (µl) Soil Aliquot Volume: 0 (µL)

CONCENTRATION UNITS:

Number TICs found: 0 (µg/L or µg/Kg) UG/L

CAS NUMBER	COMPOUND NAME	RT	EST.CONC.	Q

PSS113 S149

1A

VOLATILE ORGANICS ANALYSIS DATA SHEET

EPA SAMPLE NO.

FB092807

Lab Name: H2M LABS, INC. Contract: _____

Lab Code: 10478 Case No.: KEY-PSS SAS No.: _____ SDG No.: PSS113

Matrix: (soil/water) WATER Lab Sample ID: 0711326-003A

Sample wt/vol: 5 (g/mL) ML Lab File ID: A\A56267.D

Level: (low/med) LOW Date Received: 09/28/07

% Moisture: not dec. Date Analyzed: 10/03/07

GC Column: ZB-624 ID: .18 (mm) Dilution Factor: 1.00

Soil Extract Volume: _____ (µL) Soil Aliquot Volume _____ (µL)

CAS NO.	COMPOUND	CONCENTRATION UNITS: (µg/L or µg/Kg) UG/L	Q
74-87-3	Chloromethane	10	U
74-83-9	Bromomethane	10	U
75-01-4	Vinyl chloride	10	U
75-00-3	Chloroethane	10	U
75-09-2	Methylene chloride	10	U
67-64-1	Acetone	10	U
75-35-4	1,1-Dichloroethene	10	U
75-15-0	Carbon disulfide	10	U
75-34-3	1,1-Dichloroethane	10	U
540-59-0	1,2-Dichloroethene (total)	10	U
67-66-3	Chloroform	10	U
107-06-2	1,2-Dichloroethane	10	U
78-93-3	2-Butanone	10	U
71-55-6	1,1,1-Trichloroethane	10	U
56-23-5	Carbon tetrachloride	10	U
75-27-4	Bromodichloromethane	10	U
78-87-5	1,2-Dichloropropane	10	U
10061-01-5	cis-1,3-Dichloropropene	10	U
79-01-6	Trichloroethene	10	U
124-48-1	Dibromochloromethane	10	U
79-00-5	1,1,2-Trichloroethane	10	U
71-43-2	Benzene	10	U
10061-02-6	trans-1,3-Dichloropropene	10	U
75-25-2	Bromoform	10	U
108-10-1	4-Methyl-2-pentanone	10	U
591-78-6	2-Hexanone	10	U
127-18-4	Tetrachloroethene	10	U
79-34-5	1,1,2,2-Tetrachloroethane	10	U
108-88-3	Toluene	10	U
108-90-7	Chlorobenzene	10	U
100-41-4	Ethylbenzene	10	U
100-42-5	Styrene	10	U
1330-20-7	Xylene (total)	10	U

PSS113 S150

1F

VOLATILE ORGANICS ANALYSIS DATA SHEET

TENTATIVELY IDENTIFIED COMPOUNDS

EPA SAMPLE NO.

FB092807

Lab Name: H2M LABS, INC. Contract: _____

Lab Code: 10478 Case No.: KEY-PSS SAS No.: _____ SDG No.: PSS113

Matrix: (soil/water) WATER Lab Sample ID: 0711326-003A

Sample wt/vol: 5 (g/mL) ML Lab File ID: A\A56267.D

Level: (low/med) LOW Date Received: 09/28/07

% Moisture: not dec. Date Analyzed: 10/03/07

GC Column: ZB-624 ID: .18 (mm) Dilution Factor: 1.00

Soil Extract Volume: (µl) Soil Aliquot Volume: 0 (µL)

CONCENTRATION UNITS:

Number TICs found: 0 (µg/L or µg/Kg) UG/L

CAS NUMBER	COMPOUND NAME	RT	EST.CONC.	Q

PSS113 S151

1C

SEMIVOLATILE ORGANICS ANALYSIS DATA SHEET

EPA SAMPLE NO.

FB092807

Lab Name: H2M LABS, INC. Contract: _____

Lab Code: 10478 Case No.: KEY-PSS SAS No.: _____ SDG No.: PSS113

Matrix: (soil/water) WATER Lab Sample ID: 0711326-003B

Sample wt/vol: 1000 (g/mL) ML Lab File ID: A\C37692.D

Level: (low/med) LOW Date Received: 09/28/07

% Moisture: Decanted: (Y/N) N Date Extracted: 10/02/07

Concentrated Extract Volume: 1000 (µL) Date Analyzed: 10/05/07

Injection Volume: 2 (µL) Dilution Factor: 1.00

GPC Cleanup: (Y/N) N pH: ____ Extraction: (Type) SEPF

CAS NO.	COMPOUND	CONCENTRATION UNITS: (µg/L or µg/Kg) UG/L	Q
108-95-2	Phenol	10	U
111-44-4	Bis(2-chloroethyl)ether	10	U
95-57-8	2-Chlorophenol	10	U
541-73-1	1,3-Dichlorobenzene	10	U
106-46-7	1,4-Dichlorobenzene	10	U
95-50-1	1,2-Dichlorobenzene	10	U
95-48-7	2-Methylphenol	10	U
108-60-1	2,2'-oxybis(1-Chloropropane)	10	U
106-44-5	4-Methylphenol	10	U
621-64-7	N-Nitroso-di-n-propylamine	10	U
67-72-1	Hexachloroethane	10	U
98-95-3	Nitrobenzene	10	U
78-59-1	Isophorone	10	U
88-75-5	2-Nitrophenol	10	U
105-67-9	2,4-Dimethylphenol	10	U
111-91-1	Bis(2-chloroethoxy)methane	10	U
120-83-2	2,4-Dichlorophenol	10	U
120-82-1	1,2,4-Trichlorobenzene	10	U
91-20-3	Naphthalene	10	U
106-47-8	4-Chloroaniline	10	U
87-68-3	Hexachlorobutadiene	10	U
59-50-7	4-Chloro-3-methylphenol	10	U
91-57-6	2-Methylnaphthalene	10	U
77-47-4	Hexachlorocyclopentadiene	10	U
88-06-2	2,4,6-Trichlorophenol	10	U
95-95-4	2,4,5-Trichlorophenol	25	U
91-58-7	2-Chloronaphthalene	10	U
88-74-4	2-Nitroaniline	25	U
131-11-3	Dimethylphthalate	10	U
208-96-8	Acenaphthylene	10	U
606-20-2	2,6-Dinitrotoluene	10	U
99-09-2	3-Nitroaniline	25	U
83-32-9	Acenaphthene	10	U
51-28-5	2,4-Dinitrophenol	25	U
100-02-7	4-Nitrophenol	25	U
132-64-9	Dibenzofuran	10	U

1D

SEMIVOLATILE ORGANICS ANALYSIS DATA SHEET

EPA SAMPLE NO.

FB092807

Lab Name: H2M LABS, INC. Contract: _____

Lab Code: 10478 Case No.: KEY-PSS SAS No.: _____ SDG No.: PSS113

Matrix: (soil/water) WATER Lab Sample ID: 0711326-003B

Sample wt/vol: 1000 (g/mL) ML Lab File ID: A\C37692.D

Level: (low/med) LOW Date Received: 09/28/07

% Moisture: Decanted: (Y/N) N Date Extracted: 10/02/07

Concentrated Extract Volume: 1000 (µL) Date Analyzed: 10/05/07

Injection Volume: 2 (µL) Dilution Factor: 1.00

GPC Cleanup: (Y/N) N pH: ____ Extraction: (Type) SEPF

CAS NO.	COMPOUND	CONCENTRATION UNITS: (µg/L or µg/Kg) UG/L	Q
121-14-2	2,4-Dinitrotoluene	10	U
84-66-2	Diethylphthalate	10	U
7005-72-3	4-Chlorophenyl-phenylether	10	U
86-73-7	Fluorene	10	U
100-01-6	4-Nitroaniline	25	U
534-52-1	4,6-Dinitro-2-methylphenol	25	U
86-30-6	N-Nitrosodiphenylamine	10	U
101-55-3	4-Bromophenyl-phenylether	10	U
118-74-1	Hexachlorobenzene	10	U
87-86-5	Pentachlorophenol	25	U
85-01-8	Phenanthrene	10	U
120-12-7	Anthracene	10	U
86-74-8	Carbazole	10	U
84-74-2	Di-n-butyl phthalate	10	U
206-44-0	Fluoranthene	10	U
129-00-0	Pyrene	10	U
85-68-7	Butyl benzyl phthalate	10	U
91-94-1	3,3'-Dichlorobenzidine	10	U
56-55-3	Benzo(a)anthracene	10	U
218-01-9	Chrysene	10	U
117-81-7	Bis(2-ethylhexyl)phthalate	10	U
117-84-0	Di-n-octyl phthalate	10	U
205-99-2	Benzo(b)fluoranthene	10	U
207-08-9	Benzo(k)fluoranthene	10	U
50-32-8	Benzo(a)pyrene	10	U
193-39-5	Indeno(1,2,3-cd)pyrene	10	U
53-70-3	Dibenzo(a,h)anthracene	10	U
191-24-2	Benzo(g,h,i)perylene	10	U

(1) Cannot be separated from Diphenylamine

PSS113 S153

1G

SEMIVOLATILE ORGANICS ANALYSIS DATA SHEET
TENTATIVELY IDENTIFIED COMPOUNDS

EPA SAMPLE NO.

FB092807

Lab Name: H2M LABS, INC. Contract: ____

Lab Code: 10478 Case No.: KEY-PSS SAS No.: ____ SDG No.: PSS113

Matrix: (soil/water) WATER Lab Sample ID: 0711326-003B

Sample wt/vol: 1000 (g/mL) ML Lab File ID: A\C37692.D

Level: (low/med) LOW Date Received: 09/28/07

% Moisture: Decanted:(Y/N) N Date Extracted: 10/02/07

Concentrated Extract Volume: 1000 (µl) Date Analyzed: 10/05/07

Injection Volume: 2 (µl) Dilution Factor: 1.00

GPC Cleanup: (Y/N) N pH: ____ Extraction: (Type) SEPF

CONCENTRATION UNITS:
(µg/L or µg/Kg) UG/L

Number TICs found: 1

CAS NUMBER	COMPOUND NAME	RT	EST.CONC.	Q
1 .	unknown	3.88	2	J

PSS113 S154

1E

PESTICIDE ORGANICS ANALYSIS DATA SHEET

EPA SAMPLE NO.

FB092807

Lab Name: H2M LABS, INC. Contract: _____

Lab Code: 10478 Case No.: KEY-PSS SAS No.: _____ SDG No.: PSS113

Matrix: (soil/water) WATER Lab Sample ID: 0711326-003b

Sample wt/vol: 1000 (g/mL) ML Lab File ID: a00585.raw

% Moisture: Decanted: (Y/N) N Date Received: 09/28/07

Extraction: (Type) SEPF Date Extracted: 10/01/07

Concentrated Extract Volume: 10000 (uL) Date Analyzed: 10/01/07

Injection Volume: 0.5 (uL) Dilution Factor: 1.00

GPC Cleanup: (Y/N) N pH: ____ Sulfur Cleanup: (Y/N) N

CAS NO	COMPOUND	CONCENTRATION UNITS: (µg/L or µg/Kg) UG/L	Q
12674-11-2	Aroclor 1016	1.0	U
11104-28-2	Aroclor 1221	2.0	U
11141-16-5	Aroclor 1232	1.0	U
53469-21-9	Aroclor 1242	1.0	U
12672-29-6	Aroclor 1248	1.0	U
11097-69-1	Aroclor 1254	1.0	U
11096-82-5	Aroclor 1260	1.0	U

PSS113 S155

U.S. EPA - CLP

1

INORGANIC ANALYSIS DATA SHEET

EPA SAMPLE NO

FB092807

Lab Name: H2M LABS, INC.

Lab Code: 10478 Case No. SAS No.: SDG No.: PSS113

Matrix (soil/water): WATER Lab Sample ID: 0711326-003

Level (low/med): LOW Date Received: 9/28/2007

% Solids: 0.0

Concentration Units (ug/L or mg/kg dry weight): UG/L

CAS No.	Analyte	Concentration	C	Q	M
7440-38-2	Arsenic	1.8	U		P
7440-39-3	Barium	3.2	U		P
7440-43-9	Cadmium	0.35	B		P
7440-47-3	Chromium	0.57	U		P
57-12-5	Cyanide	10.0	U		CA
7439-92-1	Lead	1.4	U		P
7439-97-6	Mercury	0.10	U		CV
7782-49-2	Selenium	2.4	U		P
7440-22-4	Silver	0.53	B		P

Color Before: COLORLESS Clarity Before: CLEAR Texture: _____

Color After: COLORLESS Clarity After: CLEAR Artifacts: _____

Comments:

Date Reported: 10/15/07

1A

VOLATILE ORGANICS ANALYSIS DATA SHEET

EPA SAMPLE NO.

SB-3W (27-28')

Lab Name: H2M LABS, INC. Contract: _____

Lab Code: 10478 Case No.: KEY-PSS SAS No.: _____ SDG No.: PSS113

Matrix: (soil/water) SOIL Lab Sample ID: 0711326-001A

Sample wt/vol: 5 (g/mL) G Lab File ID: 7\P37930.D

Level: (low/med) LOW Date Received: 09/28/07

% Moisture: not dec. 57.1 Date Analyzed: 10/02/07

GC Column: R-502.2 ID: .53 (mm) Dilution Factor: 1.00

Soil Extract Volume: _____ (µL) Soil Aliquot Volume _____ (µL)

CAS NO.	COMPOUND	CONCENTRATION UNITS: (µg/L or µg/Kg) UG/KG	Q
74-87-3	Chloromethane	23	U
74-83-9	Bromomethane	23	U
75-01-4	Vinyl chloride	23	U
75-00-3	Chloroethane	23	U
75-09-2	Methylene chloride	22	BJ
67-64-1	Acetone	1200	E
75-35-4	1,1-Dichloroethene	23	U
75-15-0	Carbon disulfide	7	J
75-34-3	1,1-Dichloroethane	23	U
540-59-0	1,2-Dichloroethene (total)	23	U
67-66-3	Chloroform	23	U
107-06-2	1,2-Dichloroethane	23	U
78-93-3	2-Butanone	370	
71-55-6	1,1,1-Trichloroethane	23	U
56-23-5	Carbon tetrachloride	23	U
75-27-4	Bromodichloromethane	23	U
78-87-5	1,2-Dichloropropane	23	U
10061-01-5	cis-1,3-Dichloropropene	23	U
79-01-6	Trichloroethene	23	U
124-48-1	Dibromochloromethane	23	U
79-00-5	1,1,2-Trichloroethane	23	U
71-43-2	Benzene	23	U
10061-02-6	trans-1,3-Dichloropropene	23	U
75-25-2	Bromoform	23	U
108-10-1	4-Methyl-2-pentanone	23	U
591-78-6	2-Hexanone	23	U
127-18-4	Tetrachloroethene	23	U
79-34-5	1,1,2,2-Tetrachloroethane	23	U
108-88-3	Toluene	23	U
108-90-7	Chlorobenzene	23	U
100-41-4	Ethylbenzene	23	U
100-42-5	Styrene	23	U
1330-20-7	Xylene (total)	23	U

DSS112 S157

1F

VOLATILE ORGANICS ANALYSIS DATA SHEET

TENTATIVELY IDENTIFIED COMPOUNDS

EPA SAMPLE NO.

SB-3W (27-28')

Lab Name: H2M LABS, INC. Contract: _____

Lab Code: 10478 Case No.: KEY-PSS SAS No.: _____ SDG No.: PSS113

Matrix: (soil/water) SOIL Lab Sample ID: 0711326-001A

Sample wt/vol: 5 (g/mL) G Lab File ID: 7\P37930.D

Level: (low/med) LOW Date Received: 09/28/07

% Moisture: not dec. 57.1 Date Analyzed: 10/02/07

GC Column: R-502.2 ID: .53 (mm) Dilution Factor: 1.00

Soil Extract Volume: (µl) Soil Aliquot Volume: 0 (µL)

CONCENTRATION UNITS:

Number TICs found: 2 (µg/L or µg/Kg) UG/KG

CAS NUMBER	COMPOUND NAME	RT	EST.CONC.	Q
1. 000078-84-2	Propanal, 2-methyl-	8.84	49	JN
2.	unknown siloxane	21.35	13	J

1A

VOLATILE ORGANICS ANALYSIS DATA SHEET

EPA SAMPLE NO.

SB-3W (27-28')DL

Lab Name: H2M LABS, INC. Contract: _____

Lab Code: 10478 Case No.: KEY-PSS SAS No.: _____ SDG No.: PSS113

Matrix: (soil/water) SOIL Lab Sample ID: 0711326-001ADL

Sample wt/vol: 5 (g/mL) G Lab File ID: 7\P37957.D

Level: (low/med) LOW Date Received: 09/28/07

% Moisture: not dec. 57.1 Date Analyzed: 10/03/07

GC Column: R-502.2 ID: .53 (mm) Dilution Factor: 5.00

Soil Extract Volume: _____ (µL) Soil Aliquot Volume _____ (µL)

CAS NO.	COMPOUND	CONCENTRATION UNITS: (µg/L or µg/Kg) UG/KG	Q
74-87-3	Chloromethane	120	U
74-83-9	Bromomethane	120	U
75-01-4	Vinyl chloride	120	U
75-00-3	Chloroethane	120	U
75-09-2	Methylene chloride	160	DB
67-64-1	Acetone	1400	D
75-35-4	1,1-Dichloroethene	120	U
75-15-0	Carbon disulfide	13	DJ
75-34-3	1,1-Dichloroethane	120	U
540-59-0	1,2-Dichloroethene (total)	120	U
67-66-3	Chloroform	120	U
107-06-2	1,2-Dichloroethane	120	U
78-93-3	2-Butanone	410	D
71-55-6	1,1,1-Trichloroethane	120	U
56-23-5	Carbon tetrachloride	120	U
75-27-4	Bromodichloromethane	120	U
78-87-5	1,2-Dichloropropane	120	U
10061-01-5	cis-1,3-Dichloropropene	120	U
79-01-6	Trichloroethene	120	U
124-48-1	Dibromochloromethane	120	U
79-00-5	1,1,2-Trichloroethane	120	U
71-43-2	Benzene	120	U
10061-02-6	trans-1,3-Dichloropropene	120	U
75-25-2	Bromoform	120	U
108-10-1	4-Methyl-2-pentanone	120	U
591-78-6	2-Hexanone	120	U
127-18-4	Tetrachloroethene	120	U
79-34-5	1,1,2,2-Tetrachloroethane	120	U
108-88-3	Toluene	120	U
108-90-7	Chlorobenzene	120	U
100-41-4	Ethylbenzene	120	U
100-42-5	Styrene	120	U
1330-20-7	Xylene (total)	120	U

1F

VOLATILE ORGANICS ANALYSIS DATA SHEET

TENTATIVELY IDENTIFIED COMPOUNDS

EPA SAMPLE NO.

SB-3W (27-28')DL

Lab Name: H2M LABS, INC. Contract: _____

Lab Code: 10478 Case No.: KEY-PSS SAS No.: _____ SDG No.: PSS113

Matrix: (soil/water) SOIL Lab Sample ID: 0711326-001ADL

Sample wt/vol: 5 (g/mL) G Lab File ID: 7\P37957.D

Level: (low/med) LOW Date Received: 09/28/07

% Moisture: not dec. 57.1 Date Analyzed: 10/03/07

GC Column: R-502.2 ID: .53 (mm) Dilution Factor: 5.00

Soil Extract Volume: (µl) Soil Aliquot Volume: 0 (µL)

CONCENTRATION UNITS:

Number TICs found: 2 (µg/L or µg/Kg) UG/KG

CAS NUMBER	COMPOUND NAME	RT	EST.CONC.	Q
1.	unknown siloxane (18.8)	18.80	100	JDBX
2.	unknown siloxane (21.36)	21.36	120	JDBX

1C

SEMIVOLATILE ORGANICS ANALYSIS DATA SHEET

EPA SAMPLE NO.

SB-3W(27-28')

Lab Name: H2M LABS, INC. Contract: _____

Lab Code: 10478 Case No.: KEY-PSS SAS No.: _____ SDG No.: PSS113

Matrix: (soil/water) SOIL Lab Sample ID: 0711326-001B

Sample wt/vol: 15 (g/mL) G Lab File ID: A\C37730.D

Level: (low/med) LOW Date Received: 09/28/07

% Moisture: 57.1 Decanted: (Y/N) N Date Extracted: 10/01/07

Concentrated Extract Volume: 1000 (µL) Date Analyzed: 10/08/07

Injection Volume: 2 (µL) Dilution Factor: 1.00

GPC Cleanup: (Y/N) N pH: 8.0 Extraction: (Type) PFEX

CONCENTRATION UNITS:

CAS NO.	COMPOUND	(µg/L or µg/Kg) UG/KG	Q
108-95-2	Phenol	770	U
111-44-4	Bis(2-chloroethyl)ether	770	U
95-57-8	2-Chlorophenol	770	U
541-73-1	1,3-Dichlorobenzene	770	U
106-46-7	1,4-Dichlorobenzene	770	U
95-50-1	1,2-Dichlorobenzene	770	U
95-48-7	2-Methylphenol	770	U
108-60-1	2,2´-oxybis(1-chloropropane)	770	U
106-44-5	4-Methylphenol	770	U
621-64-7	N-Nitroso-di-n-propylamine	770	U
67-72-1	Hexachloroethane	770	U
98-95-3	Nitrobenzene	770	U
78-59-1	Isophorone	770	U
88-75-5	2-Nitrophenol	770	U
105-67-9	2,4-Dimethylphenol	770	U
111-91-1	Bis(2-chloroethoxy)methane	770	U
120-83-2	2,4-Dichlorophenol	770	U
120-82-1	1,2,4-Trichlorobenzene	770	U
91-20-3	Naphthalene	770	U
106-47-8	4-Chloroaniline	770	U
87-68-3	Hexachlorobutadiene	770	U
59-50-7	4-Chloro-3-methylphenol	770	U
91-57-6	2-Methylnaphthalene	770	U
77-47-4	Hexachlorocyclopentadiene	770	U
88-06-2	2,4,6-Trichlorophenol	770	U
95-95-4	2,4,5-Trichlorophenol	1900	U
91-58-7	2-Chloronaphthalene	770	U
88-74-4	2-Nitroaniline	1900	U
131-11-3	Dimethylphthalate	770	U
208-96-8	Acenaphthylene	770	U
606-20-2	2,6-Dinitrotoluene	770	U
99-09-2	3-Nitroaniline	1900	U
83-32-9	Acenaphthene	770	U
51-28-5	2,4-Dinitrophenol	1900	U
100-02-7	4-Nitrophenol	1900	U
132-64-9	Dibenzofuran	770	U

1D

SEMIVOLATILE ORGANICS ANALYSIS DATA SHEET

EPA SAMPLE NO.

SB-3W(27-28')

Lab Name: H2M LABS, INC. Contract: _____

Lab Code: 10478 Case No.: KEY-PSS SAS No.: _____ SDG No.: PSS113

Matrix: (soil/water) SOIL Lab Sample ID: 0711326-001B

Sample wt/vol: 15 (g/mL) G Lab File ID: A\C37730.D

Level: (low/med) LOW Date Received: 09/28/07

% Moisture: 57.1 Decanted: (Y/N) N Date Extracted: 10/01/07

Concentrated Extract Volume: 1000 (µL) Date Analyzed: 10/08/07

Injection Volume: 2 (µL) Dilution Factor: 1.00

GPC Cleanup: (Y/N) N pH: 8.0 Extraction: (Type) PFEX

CAS NO.	COMPOUND	CONCENTRATION UNITS: (µg/L or µg/Kg) UG/KG	Q
121-14-2	2,4-Dinitrotoluene	770	U
84-66-2	Diethylphthalate	520	J
7005-72-3	4-Chlorophenyl-phenylether	770	U
86-73-7	Fluorene	770	U
100-01-6	4-Nitroaniline	1900	U
534-52-1	4,6-Dinitro-2-methylphenol	1900	U
86-30-6	N-Nitrosodiphenylamine	770	U
101-55-3	4-Bromophenyl-phenylether	770	U
118-74-1	Hexachlorobenzene	770	U
87-86-5	Pentachlorophenol	1900	U
85-01-8	Phenanthrene	770	U
120-12-7	Anthracene	770	U
86-74-8	Carbazole	770	U
84-74-2	Di-n-butyl phthalate	770	U
206-44-0	Fluoranthene	770	U
129-00-0	Pyrene	770	U
85-68-7	Butyl benzyl phthalate	770	U
91-94-1	3,3'-Dichlorobenzidine	770	U
56-55-3	Benzo(a)anthracene	770	U
218-01-9	Chrysene	770	U
117-81-7	Bis(2-ethylhexyl)phthalate	770	U
117-84-0	Di-n-octyl phthalate	770	U
205-99-2	Benzo(b)fluoranthene	770	U
207-08-9	Benzo(k)fluoranthene	770	U
50-32-8	Benzo(a)pyrene	770	U
193-39-5	Indeno(1,2,3-cd)pyrene	770	U
53-70-3	Dibenzo(a,h)anthracene	770	U
191-24-2	Benzo(g,h,i)perylene	770	U

(1) Cannot be separated from Diphenylamine

1G

SEMIVOLATILE ORGANICS ANALYSIS DATA SHEET
TENTATIVELY IDENTIFIED COMPOUNDS

EPA SAMPLE NO.

SB-3W(27-28')

Lab Name: H2M LABS, INC. Contract: ____

Lab Code: 10478 Case No.: KEY-PSS SAS No.: ____ SDG No.: PSS113

Matrix: (soil/water) SOIL Lab Sample ID: 0711326-001B

Sample wt/vol: 15 (g/mL) G Lab File ID: A\C37730.D

Level: (low/med) LOW Date Received: 09/28/07

% Moisture: 57.1 Decanted:(Y/N) N Date Extracted: 10/01/07

Concentrated Extract Volume: 1000 (µl) Date Analyzed: 10/08/07

Injection Volume: 2 (µl) Dilution Factor: 1.00

GPC Cleanup: (Y/N) N pH: 8.0 Extraction: (Type) PFEX

CONCENTRATION UNITS:
(µg/L or µg/Kg) UG/KG

Number TICs found: 15

CAS NUMBER	COMPOUND NAME	RT	EST.CONC.	Q
1. 004161-60-8	2-Pentanone, 4-hydroxy-	3.21	990	JNA
2. 000123-42-2	2-Pentanone, 4-hydroxy-4-methyl-	3.41	65000	JNA
3.	C3 substituted benzene	3.84	18000	J
4. 000123-08-0	Benzaldehyde, 4-hydroxy-	8.31	620	JN
5.	(DEL) Alkane: Straight-Chain (14.41)	14.41	680	J
6.	unknown (14.67)	14.67	530	J
7.	(DEL) Alkane: Straight-Chain (14.96)	14.96	2100	J
8.	(DEL) Alkane: Straight-Chain (15.43)	15.43	3300	J
9.	unknown (15.47)	15.47	1200	J
10.	unknown (15.62)	15.62	890	J
11.	unknown (15.66)	15.66	1600	J
12.	unknown (15.75)	15.75	2800	J
13.	(DEL) Alkane: Straight-Chain (15.87)	15.87	3600	J
14.	unknown (15.93)	15.93	3800	J
15.	unknown (16.25)	16.25	2400	J
16.	(DEL) Alkane: Straight-Chain (16.38)	16.38	1600	J
17.	unknown (16.46)	16.46	2800	J
18.	unknown (16.61)	16.61	670	J
19.	unknown (16.86)	16.86	1100	J
20.	unknown (17.14)	17.14	960	J
21.	unknown (17.43)	17.43	710	J
22.	unknown (18.55)	18.55	560	J

1E

PESTICIDE ORGANICS ANALYSIS DATA SHEET

EPA SAMPLE NO.

3W (27-28')

Lab Name: H2M LABS, INC. Contract: _____

Lab Code: 10478 Case No.: KEY-PSS SAS No.: _____ SDG No.: PSS113

Matrix: (soil/water) SOIL Lab Sample ID: 0711326-001B

Sample wt/vol: 15 (g/mL) G Lab File ID: a00625.raw

% Moisture: 57.1 Decanted: (Y/N) N Date Received: 09/28/07

Extraction: (Type) PFEX Date Extracted: 10/01/07

Concentrated Extract Volume: 5000 (uL) Date Analyzed: 10/05/07

Injection Volume: 0.5 (uL) Dilution Factor: 1.00

GPC Cleanup: (Y/N) N pH: 8.0 Sulfur Cleanup: (Y/N) Y

CONCENTRATION UNITS:

CAS NO	COMPOUND	(µg/L or µg/Kg) UG/KG	Q
12674-11-2	Aroclor 1016	77	U
11104-28-2	Aroclor 1221	160	U
11141-16-5	Aroclor 1232	77	U
53469-21-9	Aroclor 1242	77	U
12672-29-6	Aroclor 1248	77	U
11097-69-1	Aroclor 1254	77	U
11096-82-5	Aroclor 1260	77	U

U.S. EPA - CLP

1

INORGANIC ANALYSIS DATA SHEET

EPA SAMPLE NO

GPESB-3W (27-28')

Lab Name: H2M LABS, INC.

Lab Code: 10478 Case No. SAS No.: SDG No.: PSS113

Matrix (soil/water): SOIL Lab Sample ID: 0711326-001

Level (low/med): LOW Date Received: 9/28/2007

% Solids: 42.9

Concentration Units (ug/L or mg/kg dry weight): MG/KG

CAS No.	Analyte	Concentration	C	Q	M
7440-38-2	Arsenic	10.4			P
7440-39-3	Barium	150		E	P
7440-43-9	Cadmium	0.075	U		P
7440-47-3	Chromium	33.1		E	P
57-12-5	Cyanide	1.2	U		CA
7439-92-1	Lead	7.3			P
7439-97-6	Mercury	0.039	U		CV
7782-49-2	Selenium	0.86	B		P
7440-22-4	Silver	0.34	B	N	P

Color Before: BROWN Clarity Before: _____ Texture: MEDIUM

Color After: YELLOW Clarity After: CLEAR Artifacts: _____

Comments:

Date Reported: 10/15/07

DCC113 C165

1A

VOLATILE ORGANICS ANALYSIS DATA SHEET

EPA SAMPLE NO.

SB-4 (25.5-27.5')

Lab Name: H2M LABS, INC. Contract: _____

Lab Code: 10478 Case No.: KEY-PSS SAS No.: _____ SDG No.: PSS113

Matrix: (soil/water) SOIL Lab Sample ID: 0711326-002A

Sample wt/vol: 5 (g/mL) G Lab File ID: 7\P37932.D

Level: (low/med) LOW Date Received: 09/28/07

% Moisture: not dec. 37.3 Date Analyzed: 10/02/07

GC Column: R-502.2 ID: .53 (mm) Dilution Factor: 1.00

Soil Extract Volume: _____ (µL) Soil Aliquot Volume _____ (µL)

CAS NO.	COMPOUND	CONCENTRATION UNITS: (µg/L or µg/Kg) UG/KG	Q
74-87-3	Chloromethane	16	U
74-83-9	Bromomethane	16	U
75-01-4	Vinyl chloride	16	U
75-00-3	Chloroethane	16	U
75-09-2	Methylene chloride	16	B
67-64-1	Acetone	450	E
75-35-4	1,1-Dichloroethene	16	U
75-15-0	Carbon disulfide	16	U
75-34-3	1,1-Dichloroethane	16	U
540-59-0	1,2-Dichloroethene (total)	16	U
67-66-3	Chloroform	16	U
107-06-2	1,2-Dichloroethane	16	U
78-93-3	2-Butanone	110	
71-55-6	1,1,1-Trichloroethane	16	U
56-23-5	Carbon tetrachloride	16	U
75-27-4	Bromodichloromethane	16	U
78-87-5	1,2-Dichloropropane	16	U
10061-01-5	cis-1,3-Dichloropropene	16	U
79-01-6	Trichloroethene	16	U
124-48-1	Dibromochloromethane	16	U
79-00-5	1,1,2-Trichloroethane	16	U
71-43-2	Benzene	16	U
10061-02-6	trans-1,3-Dichloropropene	16	U
75-25-2	Bromoform	16	U
108-10-1	4-Methyl-2-pentanone	16	U
591-78-6	2-Hexanone	16	U
127-18-4	Tetrachloroethene	16	U
79-34-5	1,1,2,2-Tetrachloroethane	16	U
108-88-3	Toluene	16	U
108-90-7	Chlorobenzene	16	U
100-41-4	Ethylbenzene	16	U
100-42-5	Styrene	16	U
1330-20-7	Xylene (total)	16	U

1F

VOLATILE ORGANICS ANALYSIS DATA SHEET

TENTATIVELY IDENTIFIED COMPOUNDS

EPA SAMPLE NO.

SB-4 (25.5-27.5')

Lab Name: H2M LABS, INC. Contract: _____

Lab Code: 10478 Case No.: KEY-PSS SAS No.: _____ SDG No.: PSS113

Matrix: (soil/water) SOIL Lab Sample ID: 0711326-002A

Sample wt/vol: 5 (g/mL) G Lab File ID: 7\P37932.D

Level: (low/med) LOW Date Received: 09/28/07

% Moisture: not dec. 37.3 Date Analyzed: 10/02/07

GC Column: R-502.2 ID: .53 (mm) Dilution Factor: 1.00

Soil Extract Volume: (µl) Soil Aliquot Volume: 0 (µL)

CONCENTRATION UNITS:

Number TICs found: 1 (µg/L or µg/Kg) UG/KG

CAS NUMBER	COMPOUND NAME	RT	EST.CONC.	Q
1. 000078-84-2	Propanal, 2-methyl-	8.84	15	JN

1A

VOLATILE ORGANICS ANALYSIS DATA SHEET

EPA SAMPLE NO.

SB-4 (25.5-27.5')D

Lab Name: H2M LABS, INC. Contract: _____

Lab Code: 10478 Case No.: KEY-PSS SAS No.: _____ SDG No.: PSS113

Matrix: (soil/water) SOIL Lab Sample ID: 0711326-002ADL

Sample wt/vol: 5 (g/mL) G Lab File ID: 7\P37956.D

Level: (low/med) LOW Date Received: 09/28/07

% Moisture: not dec. 37.3 Date Analyzed: 10/03/07

GC Column: R-502.2 ID: .53 (mm) Dilution Factor: 2.00

Soil Extract Volume: _____ (µL) Soil Aliquot Volume _____ (µL)

CONCENTRATION UNITS:

CAS NO.	COMPOUND	(µg/L or µg/Kg) UG/KG	Q
74-87-3	Chloromethane	32	U
74-83-9	Bromomethane	32	U
75-01-4	Vinyl chloride	32	U
75-00-3	Chloroethane	32	U
75-09-2	Methylene chloride	52	DB
67-64-1	Acetone	500	D
75-35-4	1,1-Dichloroethene	32	U
75-15-0	Carbon disulfide	4	DJ
75-34-3	1,1-Dichloroethane	32	U
540-59-0	1,2-Dichloroethene (total)	32	U
67-66-3	Chloroform	32	U
107-06-2	1,2-Dichloroethane	32	U
78-93-3	2-Butanone	120	D
71-55-6	1,1,1-Trichloroethane	32	U
56-23-5	Carbon tetrachloride	32	U
75-27-4	Bromodichloromethane	32	U
78-87-5	1,2-Dichloropropane	32	U
10061-01-5	cis-1,3-Dichloropropene	32	U
79-01-6	Trichloroethene	32	U
124-48-1	Dibromochloromethane	32	U
79-00-5	1,1,2-Trichloroethane	32	U
71-43-2	Benzene	32	U
10061-02-6	trans-1,3-Dichloropropene	32	U
75-25-2	Bromoform	32	U
108-10-1	4-Methyl-2-pentanone	32	U
591-78-6	2-Hexanone	32	U
127-18-4	Tetrachloroethene	32	U
79-34-5	1,1,2,2-Tetrachloroethane	32	U
108-88-3	Toluene	32	U
108-90-7	Chlorobenzene	32	U
100-41-4	Ethylbenzene	32	U
100-42-5	Styrene	32	U
1330-20-7	Xylene (total)	32	U

1F

VOLATILE ORGANICS ANALYSIS DATA SHEET

TENTATIVELY IDENTIFIED COMPOUNDS

EPA SAMPLE NO.

SB-4 (25.5-27.5')D

Lab Name: H2M LABS, INC. Contract: _____

Lab Code: 10478 Case No.: KEY-PSS SAS No.: _____ SDG No.: PSS113

Matrix: (soil/water) SOIL Lab Sample ID: 0711326-002ADL

Sample wt/vol: 5 (g/mL) G Lab File ID: 7\P37956.D

Level: (low/med) LOW Date Received: 09/28/07

% Moisture: not dec. 37.3 Date Analyzed: 10/03/07

GC Column: R-502.2 ID: .53 (mm) Dilution Factor: 2.00

Soil Extract Volume: (µl) Soil Aliquot Volume: 0 (µL)

CONCENTRATION UNITS:

Number TICs found: 2 (µg/L or µg/Kg) UG/KG

CAS NUMBER	COMPOUND NAME	RT	EST.CONC.	Q
1.	unknown siloxane (18.8)	18.80	28	JDBX
2.	unknown siloxane (21.34)	21.34	23	JDBX

1C

SEMIVOLATILE ORGANICS ANALYSIS DATA SHEET

EPA SAMPLE NO.

SB-4(25.5-27.5')

Lab Name: H2M LABS, INC. Contract: _____

Lab Code: 10478 Case No.: KEY-PSS SAS No.: _____ SDG No.: PSS113

Matrix: (soil/water) SOIL Lab Sample ID: 0711326-002B

Sample wt/vol: 15 (g/mL) G Lab File ID: A\C37731.D

Level: (low/med) LOW Date Received: 09/28/07

% Moisture: 37.3 Decanted: (Y/N) N Date Extracted: 10/01/07

Concentrated Extract Volume: 1000 (µL) Date Analyzed: 10/08/07

Injection Volume: 2 (µL) Dilution Factor: 1.00

GPC Cleanup: (Y/N) N pH: 8.0 Extraction: (Type) PFEX

CAS NO.	COMPOUND	CONCENTRATION UNITS: (µg/L or µg/Kg) UG/KG	Q
108-95-2	Phenol	530	U
111-44-4	Bis(2-chloroethyl)ether	530	U
95-57-8	2-Chlorophenol	530	U
541-73-1	1,3-Dichlorobenzene	530	U
106-46-7	1,4-Dichlorobenzene	530	U
95-50-1	1,2-Dichlorobenzene	530	U
95-48-7	2-Methylphenol	530	U
108-60-1	2,2'-oxybis(1-chloropropane)	530	U
106-44-5	4-Methylphenol	530	U
621-64-7	N-Nitroso-di-n-propylamine	530	U
67-72-1	Hexachloroethane	530	U
98-95-3	Nitrobenzene	530	U
78-59-1	Isophorone	530	U
88-75-5	2-Nitrophenol	530	U
105-67-9	2,4-Dimethylphenol	530	U
111-91-1	Bis(2-chloroethoxy)methane	530	U
120-83-2	2,4-Dichlorophenol	530	U
120-82-1	1,2,4-Trichlorobenzene	530	U
91-20-3	Naphthalene	530	U
106-47-8	4-Chloroaniline	530	U
87-68-3	Hexachlorobutadiene	530	U
59-50-7	4-Chloro-3-methylphenol	530	U
91-57-6	2-Methylnaphthalene	530	U
77-47-4	Hexachlorocyclopentadiene	530	U
88-06-2	2,4,6-Trichlorophenol	530	U
95-95-4	2,4,5-Trichlorophenol	1300	U
91-58-7	2-Chloronaphthalene	530	U
88-74-4	2-Nitroaniline	1300	U
131-11-3	Dimethylphthalate	530	U
208-96-8	Acenaphthylene	530	U
606-20-2	2,6-Dinitrotoluene	530	U
99-09-2	3-Nitroaniline	1300	U
83-32-9	Acenaphthene	530	U
51-28-5	2,4-Dinitrophenol	1300	U
100-02-7	4-Nitrophenol	1300	U
132-64-9	Dibenzofuran	530	U

1D

SEMIVOLATILE ORGANICS ANALYSIS DATA SHEET

EPA SAMPLE NO.

SB-4(25.5-27.5')

Lab Name: H2M LABS, INC. Contract: _____

Lab Code: 10478 Case No.: KEY-PSS SAS No.: _____ SDG No.: PSS113

Matrix: (soil/water) SOIL Lab Sample ID: 0711326-002B

Sample wt/vol: 15 (g/mL) G Lab File ID: A\C37731.D

Level: (low/med) LOW Date Received: 09/28/07

% Moisture: 37.3 Decanted: (Y/N) N Date Extracted: 10/01/07

Concentrated Extract Volume: 1000 (µL) Date Analyzed: 10/08/07

Injection Volume: 2 (µL) Dilution Factor: 1.00

GPC Cleanup: (Y/N) N pH: 8.0 Extraction: (Type) PFEX

CONCENTRATION UNITS:

CAS NO.	COMPOUND	(µg/L or µg/Kg) UG/KG	Q
121-14-2	2,4-Dinitrotoluene	530	U
84-66-2	Diethylphthalate	200	J
7005-72-3	4-Chlorophenyl-phenylether	530	U
86-73-7	Fluorene	530	U
100-01-6	4-Nitroaniline	1300	U
534-52-1	4,6-Dinitro-2-methylphenol	1300	U
86-30-6	N-Nitrosodiphenylamine	530	U
101-55-3	4-Bromophenyl-phenylether	530	U
118-74-1	Hexachlorobenzene	530	U
87-86-5	Pentachlorophenol	1300	U
85-01-8	Phenanthrene	530	U
120-12-7	Anthracene	530	U
86-74-8	Carbazole	530	U
84-74-2	Di-n-butyl phthalate	530	U
206-44-0	Fluoranthene	530	U
129-00-0	Pyrene	530	U
85-68-7	Butyl benzyl phthalate	530	U
91-94-1	3,3´-Dichlorobenzidine	530	U
56-55-3	Benzo(a)anthracene	530	U
218-01-9	Chrysene	530	U
117-81-7	Bis(2-ethylhexyl)phthalate	530	U
117-84-0	Di-n-octyl phthalate	530	U
205-99-2	Benzo(b)fluoranthene	530	U
207-08-9	Benzo(k)fluoranthene	530	U
50-32-8	Benzo(a)pyrene	530	U
193-39-5	Indeno(1,2,3-cd)pyrene	530	U
53-70-3	Dibenzo(a,h)anthracene	530	U
191-24-2	Benzo(g,h,i)perylene	530	U

(1) Cannot be separated from Diphenylamine

1G

SEMIVOLATILE ORGANICS ANALYSIS DATA SHEET
TENTATIVELY IDENTIFIED COMPOUNDS

EPA SAMPLE NO.

SB-4(25.5-27.5')

Lab Name: H2M LABS, INC. Contract: ____

Lab Code: 10478 Case No.: KEY-PSS SAS No.: ____ SDG No.: PSS113

Matrix: (soil/water) SOIL Lab Sample ID: 0711326-002B

Sample wt/vol: 15 (g/mL) G Lab File ID: A\C37731.D

Level: (low/med) LOW Date Received: 09/28/07

% Moisture: 37.3 Decanted:(Y/N) N Date Extracted: 10/01/07

Concentrated Extract Volume: 1000 (µl) Date Analyzed: 10/08/07

Injection Volume: 2 (µl) Dilution Factor: 1.00

GPC Cleanup: (Y/N) N pH: 8.0 Extraction: (Type) PFEX

CONCENTRATION UNITS:

Number TICs found: 15 (µg/L or µg/Kg) UG/KG

CAS NUMBER	COMPOUND NAME	RT	EST.CONC.	Q
1. 000141-79-7	3-Penten-2-one, 4-methyl-	3.01	570	JNA
2. 004161-60-8	2-Pentanone, 4-hydroxy-	3.22	730	JNA
3. 000123-42-2	2-Pentanone, 4-hydroxy-4-methyl-	3.40	48000	JNA
4.	C3 substituted benzene	3.84	14000	J
5. 010544-50-0	Cyclic Octaatomic Sulfur	13.31	23000	JN
6.	(DEL) Alkane: Straight-Chain (14.41)	14.41	350	J
7.	(DEL) Alkane: Straight-Chain (14.95)	14.95	980	J
8.	(DEL) Alkane: Straight-Chain (15.43)	15.43	1600	J
9.	unknown (15.47)	15.47	550	J
10.	unknown (15.52)	15.52	310	J
11.	unknown (15.66)	15.66	1100	J
12.	unknown (15.74)	15.74	1600	J
13.	(DEL) Alkane: Straight-Chain (15.87)	15.87	1800	J
14.	unknown (15.92)	15.92	1900	J
15.	unknown (16.24)	16.24	1600	J
16.	(DEL) Alkane: Straight-Chain (16.38)	16.38	910	J
17.	unknown (16.45)	16.45	1500	J
18.	unknown (16.6)	16.60	370	J
19.	unknown (16.86)	16.86	860	J
20.	unknown (17.14)	17.14	280	J
21.	unknown (17.43)	17.43	360	J
22.	unknown (18.42)	18.42	330	J
23.	unknown (18.55)	18.55	270	J

1E

PESTICIDE ORGANICS ANALYSIS DATA SHEET

EPA SAMPLE NO.

4 (25.5-27.5')

Lab Name: H2M LABS, INC. Contract: _____

Lab Code: 10478 Case No.: KEY-PSS SAS No.: _____ SDG No.: PSS113

Matrix: (soil/water) SOIL Lab Sample ID: 0711326-002B

Sample wt/vol: 15 (g/mL) G Lab File ID: a00624.raw

% Moisture: 37.3 Decanted: (Y/N) N Date Received: 09/28/07

Extraction: (Type) PFEX Date Extracted: 10/01/07

Concentrated Extract Volume: 5000 (uL) Date Analyzed: 10/05/07

Injection Volume: 0.5 (uL) Dilution Factor: 1.00

GPC Cleanup: (Y/N) N pH: 8.0 Sulfur Cleanup: (Y/N) Y

CAS NO	COMPOUND	CONCENTRATION UNITS: (µg/L or µg/Kg) UG/KG	Q
12674-11-2	Aroclor 1016	53	U
11104-28-2	Aroclor 1221	110	U
11141-16-5	Aroclor 1232	53	U
53469-21-9	Aroclor 1242	53	U
12672-29-6	Aroclor 1248	53	U
11097-69-1	Aroclor 1254	53	U
11096-82-5	Aroclor 1260	53	U

U.S. EPA - CLP

1

INORGANIC ANALYSIS DATA SHEET

EPA SAMPLE NO

GPESB-4 (25.5-27.5')

Lab Name: H2M LABS, INC.

Lab Code: 10478 Case No. SAS No.: SDG No.: PSS113

Matrix (soil/water): SOIL Lab Sample ID: 0711326-002

Level (low/med): LOW Date Received: 9/28/2007

% Solids: 62.7

Concentration Units (ug/L or mg/kg dry weight): MG/KG

CAS No.	Analyte	Concentration	C	Q	M
7440-38-2	Arsenic	5.4			P
7440-39-3	Barium	97.4		E	P
7440-43-9	Cadmium	0.052	U		P
7440-47-3	Chromium	25.0		E	P
57-12-5	Cyanide	0.80	U		CA
7439-92-1	Lead	7.9			P
7439-97-6	Mercury	0.027	U		CV
7782-49-2	Selenium	0.46	B		P
7440-22-4	Silver	0.29	B	N	P

Color Before: BROWN Clarity Before: Texture: FINE

Color After: YELLOW Clarity After: CLEAR Artifacts:

Comments:

Date Reported: 10/15/07

1A

VOLATILE ORGANICS ANALYSIS DATA SHEET

EPA SAMPLE NO.

TB092807

Lab Name: H2M LABS, INC. Contract: _____

Lab Code: 10478 Case No.: KEY-PSS SAS No.: _____ SDG No.: PSS113

Matrix: (soil/water) WATER Lab Sample ID: 0711326-004A

Sample wt/vol: 5 (g/mL) ML Lab File ID: A\A56268.D

Level: (low/med) LOW Date Received: 09/28/07

% Moisture: not dec. Date Analyzed: 10/03/07

GC Column: ZB-624 ID: .18 (mm) Dilution Factor: 1.00

Soil Extract Volume: _____ (µL) Soil Aliquot Volume _____ (µL)

CAS NO.	COMPOUND	CONCENTRATION UNITS: (µg/L or µg/Kg) UG/L	Q
74-87-3	Chloromethane	10	U
74-83-9	Bromomethane	10	U
75-01-4	Vinyl chloride	10	U
75-00-3	Chloroethane	10	U
75-09-2	Methylene chloride	10	U
67-64-1	Acetone	10	U
75-35-4	1,1-Dichloroethene	10	U
75-15-0	Carbon disulfide	10	U
75-34-3	1,1-Dichloroethane	10	U
540-59-0	1,2-Dichloroethene (total)	10	U
67-66-3	Chloroform	10	U
107-06-2	1,2-Dichloroethane	10	U
78-93-3	2-Butanone	10	U
71-55-6	1,1,1-Trichloroethane	10	U
56-23-5	Carbon tetrachloride	10	U
75-27-4	Bromodichloromethane	10	U
78-87-5	1,2-Dichloropropane	10	U
10061-01-5	cis-1,3-Dichloropropene	10	U
79-01-6	Trichloroethene	10	U
124-48-1	Dibromochloromethane	10	U
79-00-5	1,1,2-Trichloroethane	10	U
71-43-2	Benzene	10	U
10061-02-6	trans-1,3-Dichloropropene	10	U
75-25-2	Bromoform	10	U
108-10-1	4-Methyl-2-pentanone	10	U
591-78-6	2-Hexanone	10	U
127-18-4	Tetrachloroethene	10	U
79-34-5	1,1,2,2-Tetrachloroethane	10	U
108-88-3	Toluene	10	U
108-90-7	Chlorobenzene	10	U
100-41-4	Ethylbenzene	10	U
100-42-5	Styrene	10	U
1330-20-7	Xylene (total)	10	U

1F

VOLATILE ORGANICS ANALYSIS DATA SHEET

TENTATIVELY IDENTIFIED COMPOUNDS

EPA SAMPLE NO.

TB092807

Lab Name: H2M LABS, INC. Contract: _____

Lab Code: 10478 Case No.: KEY-PSS SAS No.: _____ SDG No.: PSS113

Matrix: (soil/water) WATER Lab Sample ID: 0711326-004A

Sample wt/vol: 5 (g/mL) ML Lab File ID: A\A56268.D

Level: (low/med) LOW Date Received: 09/28/07

% Moisture: not dec. Date Analyzed: 10/03/07

GC Column: ZB-624 ID: .18 (mm) Dilution Factor: 1.00

Soil Extract Volume: (µl) Soil Aliquot Volume: 0 (µL)

CONCENTRATION UNITS:

Number TICs found: 0 (µg/L or µg/Kg) UG/L

CAS NUMBER	COMPOUND NAME	RT	EST.CONC.	Q

Analytical Data Package For

KEYSPAN
PAULUS, SOKOLOWSKI AND SARTOR,LLC
CLIFTON SOIL & GROUNDWATER SAMPLING
SDG NO: PSS114

Water Samples
Received: 10/1/07, 10/2/07 & 10/4/07

SAMPLE DATA SUMMARY PACKAGE

OCTOBER 2007

H2M LABS, INC.
Environmental Testing Laboratories
575 Broad Hollow Road, Melville, N.Y. 11747

H2M LABS, INC.

4. SAMPLE REPORTS

4.1 VOLATILES
4.2 SEMIVOLATILES
4.3 PCBs
4.4 METALS

PSS114 S46

H2M LABS, INC.

QUALIFIERS FOR REPORTING ORGANICS DATA

Value - If the result is a value greater than or equal to the quantification limit, report the value.

U - Indicates compound was analyzed for but not detected. The sample quantitation limit must be corrected for dilution and for percent moisture. For example, 10U for phenol in water if the sample final volume is the protocol-specified final volume. If a 1 to 10 dilution of extract is necessary, the reported limit is 100 U. For a soil sample, the value must also be adjusted for percent moisture. For example, if the sample had 24% moisture and a 1 to 10 dilution factor, the sample quantitation limit for phenol (330 U) would be corrected to:

$$\frac{(300\ U)}{D} \text{ x df where } D = \frac{100\%moisture}{100}$$

and df - dilution factor

$$\text{For example, at 24\% moisture, } D = \frac{100-24}{100} = 0.76$$

$$\frac{(300\ U)}{.76} \text{ x 10 - 4300 U rounded to the appropriate number of significant figures}$$

For semivolatile soil samples, the extract must be concentrated to 0.5 mL, and the sensitivity of the analysis is not compromised by the cleanup procedures. Similarly, pesticide samples subjected to GPC are concentrated to 5.0 mL. Therefore, the CRQL values in Exhibit C will apply to all samples, regardless of cleanup. However, if a sample extract cannot be concentrated to the protocol-specified volume (see Exhibit C), this fact must be accounted for in reporting the sample quantitation limit.

J - Indicates an estimated value. This flag is used either when estimating a concentration for tentatively identified compounds where a 1:1 response is assumed or when the mass spectral data indicates the presence of a compound that meets the identification criteria but the result is less than the specified quantification limit but greater than zero. (e.g.: If limit of quantification is 10 ug/L and a concentration of 3 ug/L is calculated, report as 3J.) The sample quantitation limit must be adjusted for dilution as discussed for the U flag.

N - Indicates presumptive evidence of a compound. This flag is only used for tentatively identified compounds, where the identification is based on a mass spectral library search. It is applied to all TIC results. For generic characterization of a TIC, such as chlorinated hydrocarbon, the N code is not used.

P - This flag is used for a pesticide/Aroclor target analyte when there is greater than 25% difference for detected concentrations between the two GC columns (see Form X). The lower of the two values is reported of Form I with a "P".

C - This flag applies to pesticide results when the identification has been confirmed by GC/MS. If GC/MS confirmation was attempted but was unsuccessful, do not apply this flag, instead use a Laboratory defined flag, discussed below.

H2M LABS, INC.

B - This flag is used when the analyte is found in the associated blank as well as in the sample. It indicates possible probable blank contamination and warns the data user to take appropriate action. This flag must be used for a TIC as well as for a positively identified target compound.

E - This flag identified compounds whose concentrations exceed the calibration range of the GC/MS instrument for that specific analysis. If one or more compounds have a response greater than full scale, except as noted in Exhibit D, the sample or extract must be diluted and re-analyzed according to the specifications in Exhibit D. All such compounds with a response greater than full scale should have the concentration flagged with an "E" on the Form I for the original analysis. If the dilution of the extract causes any compounds identified in the first analysis to be below the calibration ranges in the second analysis, then the results of both analyses shall be reported on separate copies of Form I. The Form I for the diluted sample shall have the "DL" suffix appended to the sample number. NOTE: For total xylenes, where three isomers are quantified as two peaks, the calibration range of each peak should be considered separately, e.g. a diluted analysis is not required for total xylenes unless the concentration of the peak representing the single isomer exceed 200 ug/L or the peak representing the two coeluting isomers on that GC column exceed 400 ug/L. Similarly, if the two 1,2-Dichloroethene isomers coelute, a diluted analysis is not required unless the concentration exceed 400 ug/L.

D - This flag identifies all compounds identified in an analysis at a secondary dilution factor. If a sample or extract is re-analyzed at a higher dilution factor, as in the "E" flag above, the "DL" suffix is appended to the sample number on the Form I for the diluted sample, and all concentration values reported on that Form I are flagged with the "D" flag. This flag alerts data users that any discrepancies between the concentrations reported may be due to dilution of the sample or extract.

A - This flag indicates that a TIC is a suspected aldol-condensation product.

X - Other specific flags may be required to properly define the results. If used, they must be fully described and such description attached to the Sample Data Summary Package and the SDG narrative. Begin by using "X". If more than one flag is required use "Y" and "Z" as needed. If more than five qualifiers are required for a sample result, used the "X" flag to combine several flags as needed. For instance, the "X" flag might combine "A", "B", and "D" flags for some samples. The laboratory defined flags limited to the letters "X", "Y" and "Z".

The combination of flags "BU' or "UB" is expressly prohibited. Blank contaminants are flagged "B" only when they are detected in the sample.

Y- TIC concentration biased due to matrix interference with the internal standard. Please see dilution data.

PSS114 S48

H2M LABS, INC.

QUALIFIERS FOR METALS ANALYSIS

Q (Quality Control) Qualifiers

E - The reported value is estimated because of the presence of interference. An explanatory note is included in the SDG narrative.

M - Duplicate injection precision not met.

N - Matrix spike sample recovery not within control limits.

S - The reported value was determined by the Method of Standard Additions (MSA).

+ - Correlation coefficient for the MSA is less than 0.995

W - Post digestion spike for Furnace AA analysis is out of control limits (85-115%), while sample absorbance is less than 50% of spike absorbance.

* - Duplicate analysis is not within control limits.

C (Concentration) Qualifiers

B - Entered if the reported value is less than the Contract Required Detection Limit (CRDL) but greater than the Instrument Detection Limit (IDL).

U - Entered if the analyte was analyzed for but not detected, i.e., less than the IDL.

M (Method) Qualifiers

P - Analyzed by ICP.
M - Analyzed by ICP-MS
A - Analyzed by Flame AA.
F - Analyzed by Furnace AA.
CV - Analyzed by Manual Cold Vapor techniques.
AV - Analyzed by Automated Cold Vapor techniques.
C - Analyzed by Manual Spectrophotometric Method.
CA- Analyzed by Midi-distillation Spectrophotometric Method.
NR - Analyte not Required.

1C

SEMIVOLATILE ORGANICS ANALYSIS DATA SHEET

EPA SAMPLE NO.

SB-1W(17-17.75)DL

Lab Name: H2M LABS, INC. Contract: _____

Lab Code: 10478 Case No.: KEY-PSS SAS No.: _____ SDG No.: PSS114

Matrix: (soil/water) SOIL Lab Sample ID: 0711390-001BDL

Sample wt/vol: 15 (g/mL) G Lab File ID: 7\N22168.D

Level: (low/med) LOW Date Received: 10/01/07

% Moisture: 34.5 Decanted: (Y/N) N Date Extracted: 10/08/07

Concentrated Extract Volume: 1000 (µL) Date Analyzed: 10/16/07

Injection Volume: 2 (µL) Dilution Factor: 10.00

GPC Cleanup: (Y/N) N pH: 7.0 Extraction: (Type) PFEX

CAS NO.	COMPOUND	CONCENTRATION UNITS: (µg/L or µg/Kg) UG/KG	Q
108-95-2	Phenol	5000	U
111-44-4	Bis(2-chloroethyl)ether	5000	U
95-57-8	2-Chlorophenol	5000	U
541-73-1	1,3-Dichlorobenzene	5000	U
106-46-7	1,4-Dichlorobenzene	5000	U
95-50-1	1,2-Dichlorobenzene	5000	U
95-48-7	2-Methylphenol	5000	U
108-60-1	2,2´-oxybis(1-chloropropane)	5000	U
106-44-5	4-Methylphenol	5000	U
621-64-7	N-Nitroso-di-n-propylamine	5000	U
67-72-1	Hexachloroethane	5000	U
98-95-3	Nitrobenzene	5000	U
78-59-1	Isophorone	5000	U
88-75-5	2-Nitrophenol	5000	U
105-67-9	2,4-Dimethylphenol	5000	U
111-91-1	Bis(2-chloroethoxy)methane	5000	U
120-83-2	2,4-Dichlorophenol	5000	U
120-82-1	1,2,4-Trichlorobenzene	5000	U
91-20-3	Naphthalene	3600	DJ
106-47-8	4-Chloroaniline	5000	U
87-68-3	Hexachlorobutadiene	5000	U
59-50-7	4-Chloro-3-methylphenol	5000	U
91-57-6	2-Methylnaphthalene	1300	DJ
77-47-4	Hexachlorocyclopentadiene	5000	U
88-06-2	2,4,6-Trichlorophenol	5000	U
95-95-4	2,4,5-Trichlorophenol	13000	U
91-58-7	2-Chloronaphthalene	5000	U
88-74-4	2-Nitroaniline	13000	U
131-11-3	Dimethylphthalate	5000	U
208-96-8	Acenaphthylene	2700	DJ
606-20-2	2,6-Dinitrotoluene	5000	U
99-09-2	3-Nitroaniline	13000	U
83-32-9	Acenaphthene	18000	D
51-28-5	2,4-Dinitrophenol	13000	U
100-02-7	4-Nitrophenol	13000	U
132-64-9	Dibenzofuran	5000	U

PSS114 S55

1D

SEMIVOLATILE ORGANICS ANALYSIS DATA SHEET

EPA SAMPLE NO.

SB-1W(17-17.75)DL

Lab Name: H2M LABS, INC. Contract: _____

Lab Code: 10478 Case No.: KEY-PSS SAS No.: _____ SDG No.: PSS114

Matrix: (soil/water) SOIL Lab Sample ID: 0711390-001BDL

Sample wt/vol: 15 (g/mL) G Lab File ID: 7\N22168.D

Level: (low/med) LOW Date Received: 10/01/07

% Moisture: 34.5 Decanted: (Y/N) N Date Extracted: 10/08/07

Concentrated Extract Volume: 1000 (µL) Date Analyzed: 10/16/07

Injection Volume: 2 (µL) Dilution Factor: 10.00

GPC Cleanup: (Y/N) N pH: 7.0 Extraction: (Type) PFEX

CAS NO.	COMPOUND	CONCENTRATION UNITS: (µg/L or µg/Kg) UG/KG	Q
121-14-2	2,4-Dinitrotoluene	5000	U
84-66-2	Diethylphthalate	5000	U
7005-72-3	4-Chlorophenyl-phenylether	5000	U
86-73-7	Fluorene	8900	D
100-01-6	4-Nitroaniline	13000	U
534-52-1	4,6-Dinitro-2-methylphenol	13000	U
86-30-6	N-Nitrosodiphenylamine	5000	U
101-55-3	4-Bromophenyl-phenylether	5000	U
118-74-1	Hexachlorobenzene	5000	U
87-86-5	Pentachlorophenol	13000	U
85-01-8	Phenanthrene	52000	D
120-12-7	Anthracene	29000	D
86-74-8	Carbazole	5000	U
84-74-2	Di-n-butyl phthalate	5000	U
206-44-0	Fluoranthene	34000	D
129-00-0	Pyrene	46000	D
85-68-7	Butyl benzyl phthalate	5000	U
91-94-1	3,3'-Dichlorobenzidine	5000	U
56-55-3	Benzo(a)anthracene	23000	D
218-01-9	Chrysene	19000	D
117-81-7	Bis(2-ethylhexyl)phthalate	5000	U
117-84-0	Di-n-octyl phthalate	5000	U
205-99-2	Benzo(b)fluoranthene	7800	D
207-08-9	Benzo(k)fluoranthene	3700	DJ
50-32-8	Benzo(a)pyrene	13000	D
193-39-5	Indeno(1,2,3-cd)pyrene	3200	DJ
53-70-3	Dibenzo(a,h)anthracene	5000	U
191-24-2	Benzo(g,h,i)perylene	4700	DJ

(1) Cannot be separated from Diphenylamine

PSS114 S56

1G

SEMIVOLATILE ORGANICS ANALYSIS DATA SHEET
TENTATIVELY IDENTIFIED COMPOUNDS

EPA SAMPLE NO.

SB-1W(17-17.75)DL

Lab Name: H2M LABS, INC. Contract: _____

Lab Code: 10478 Case No.: KEY-PSS SAS No.: _____ SDG No.: PSS114

Matrix: (soil/water) SOIL Lab Sample ID: 0711390-001BDL

Sample wt/vol: 15 (g/mL) G Lab File ID: 7N22168.D

Level: (low/med) LOW Date Received: 10/01/07

% Moisture: 34.5 Decanted:(Y/N) N Date Extracted: 10/08/07

Concentrated Extract Volume: 1000 (µl) Date Analyzed: 10/16/07

Injection Volume: 2 (µl) Dilution Factor: 10.00

GPC Cleanup: (Y/N) N pH: 7.0 Extraction: (Type) PFEX

CONCENTRATION UNITS:

Number TICs found: 20 (µg/L or µg/Kg) UG/KG

CAS NUMBER	COMPOUND NAME	RT	EST.CONC.	Q
1. 000090-12-0	Naphthalene, 1-methyl-	8.79	6300	JND
2.	dimethyl naphthalene isomer	9.93	4500	JD
3.	unknown (11.75)	11.75	3800	JD
4.	methyl-9H-fluorene isomer	12.68	4700	JD
5.	substituted PNA (13.9)	13.90	17000	JD
6.	substituted PNA (13.94)	13.94	18000	JD
7.	substituted PNA (13.99)	13.99	7400	JD
8.	unknown (14.03)	14.03	21000	JD
9.	substituted PNA (14.05)	14.05	7200	JD
10. 035465-71-5	2-Phenylnaphthalene	14.25	8300	JND
11.	substituted PNA (14.4)	14.40	6800	JD
12.	substituted PNA (14.51)	14.51	11000	JD
13.	unknown (14.54)	14.54	8100	JD
14.	substituted PNA (14.6)	14.60	4800	JD
15.	unknown (14.73)	14.73	3400	JD
16.	substituted PNA (15.19)	15.19	3900	JD
17.	substituted PNA (15.26)	15.26	4400	JD
18.	unknown PNA	17.07	4600	JD
19. 000192-97-2	Benzo(e)pyrene	17.26	8800	JND
20.	substituted PNA (17.56)	17.56	3300	JD

PSS114 S57

1A

VOLATILE ORGANICS ANALYSIS DATA SHEET

EPA SAMPLE NO.

1W (31-32')

Lab Name: H2M LABS, INC. Contract: _____

Lab Code: 10478 Case No.: KEY-PSS SAS No.: _____ SDG No.: PSS114

Matrix: (soil/water) SOIL Lab Sample ID: 0711390-002A

Sample wt/vol: 5 (g/mL) G Lab File ID: 7\P37944.D

Level: (low/med) LOW Date Received: 10/01/07

% Moisture: not dec. 43.6 Date Analyzed: 10/03/07

GC Column: R-502.2 ID: .53 (mm) Dilution Factor: 1.00

Soil Extract Volume: _____ (µL) Soil Aliquot Volume _____ (µL)

CAS NO.	COMPOUND	CONCENTRATION UNITS: (µg/L or µg/Kg) UG/KG	Q
74-87-3	Chloromethane	18	U
74-83-9	Bromomethane	18	U
75-01-4	Vinyl chloride	18	U
75-00-3	Chloroethane	18	U
75-09-2	Methylene chloride	22	B
67-64-1	Acetone	850	E
75-35-4	1,1-Dichloroethene	18	U
75-15-0	Carbon disulfide	3	J
75-34-3	1,1-Dichloroethane	18	U
540-59-0	1,2-Dichloroethene (total)	18	U
67-66-3	Chloroform	18	U
107-06-2	1,2-Dichloroethane	18	U
78-93-3	2-Butanone	230	
71-55-6	1,1,1-Trichloroethane	18	U
56-23-5	Carbon tetrachloride	18	U
75-27-4	Bromodichloromethane	18	U
78-87-5	1,2-Dichloropropane	18	U
10061-01-5	cis-1,3-Dichloropropene	18	U
79-01-6	Trichloroethene	18	U
124-48-1	Dibromochloromethane	18	U
79-00-5	1,1,2-Trichloroethane	18	U
71-43-2	Benzene	18	U
10061-02-6	trans-1,3-Dichloropropene	18	U
75-25-2	Bromoform	18	U
108-10-1	4-Methyl-2-pentanone	18	U
591-78-6	2-Hexanone	18	U
127-18-4	Tetrachloroethene	18	U
79-34-5	1,1,2,2-Tetrachloroethane	18	U
108-88-3	Toluene	18	U
108-90-7	Chlorobenzene	18	U
100-41-4	Ethylbenzene	18	U
100-42-5	Styrene	18	U
1330-20-7	Xylene (total)	18	U

PSS114 S60

1F

VOLATILE ORGANICS ANALYSIS DATA SHEET

TENTATIVELY IDENTIFIED COMPOUNDS

EPA SAMPLE NO.

1W (31-32')

Lab Name: H2M LABS, INC. Contract: _____

Lab Code: 10478 Case No.: KEY-PSS SAS No.: _____ SDG No.: PSS114

Matrix: (soil/water) SOIL Lab Sample ID: 0711390-002A

Sample wt/vol: 5 (g/mL) G Lab File ID: 7\P37944.D

Level: (low/med) LOW Date Received: 10/01/07

% Moisture: not dec. 43.6 Date Analyzed: 10/03/07

GC Column: R-502.2 ID: .53 (mm) Dilution Factor: 1.00

Soil Extract Volume: (µl) Soil Aliquot Volume: 0 (µL)

Number TICs found: 5

CONCENTRATION UNITS: (µg/L or µg/Kg) UG/KG

CAS NUMBER	COMPOUND NAME	RT	EST.CONC.	Q
1.	unknown	6.40	14	J
2. 000078-84-2	Propanal, 2-methyl-	8.82	36	JN
3.	c3-subs_benzene	19.78	31	J
4.	c5-subs_benzene	24.87	20	J

PSS114 S61

1A

VOLATILE ORGANICS ANALYSIS DATA SHEET

EPA SAMPLE NO.

1W (31-32')DL

Lab Name: H2M LABS, INC. Contract: _____

Lab Code: 10478 Case No.: KEY-PSS SAS No.: _____ SDG No.: PSS114

Matrix: (soil/water) SOIL Lab Sample ID: 0711390-002ADL

Sample wt/vol: 5 (g/mL) G Lab File ID: 7\P37975.D

Level: (low/med) LOW Date Received: 10/01/07

% Moisture: not dec. 43.6 Date Analyzed: 10/04/07

GC Column: R-502.2 ID: .53 (mm) Dilution Factor: 5.00

Soil Extract Volume: _____ (µL) Soil Aliquot Volume _____ (µL)

CAS NO.	COMPOUND	CONCENTRATION UNITS: (µg/L or µg/Kg) UG/KG	Q
74-87-3	Chloromethane	89	U
74-83-9	Bromomethane	89	U
75-01-4	Vinyl chloride	89	U
75-00-3	Chloroethane	89	U
75-09-2	Methylene chloride	60	DBJ
67-64-1	Acetone	1800	D
75-35-4	1,1-Dichloroethene	89	U
75-15-0	Carbon disulfide	89	U
75-34-3	1,1-Dichloroethane	89	U
540-59-0	1,2-Dichloroethene (total)	89	U
67-66-3	Chloroform	89	U
107-06-2	1,2-Dichloroethane	89	U
78-93-3	2-Butanone	520	D
71-55-6	1,1,1-Trichloroethane	89	U
56-23-5	Carbon tetrachloride	89	U
75-27-4	Bromodichloromethane	89	U
78-87-5	1,2-Dichloropropane	89	U
10061-01-5	cis-1,3-Dichloropropene	89	U
79-01-6	Trichloroethene	89	U
124-48-1	Dibromochloromethane	89	U
79-00-5	1,1,2-Trichloroethane	89	U
71-43-2	Benzene	89	U
10061-02-6	trans-1,3-Dichloropropene	89	U
75-25-2	Bromoform	89	U
108-10-1	4-Methyl-2-pentanone	89	U
591-78-6	2-Hexanone	89	U
127-18-4	Tetrachloroethene	89	U
79-34-5	1,1,2,2-Tetrachloroethane	89	U
108-88-3	Toluene	89	U
108-90-7	Chlorobenzene	89	U
100-41-4	Ethylbenzene	89	U
100-42-5	Styrene	89	U
1330-20-7	Xylene (total)	89	U

PSS114 S62

1F

VOLATILE ORGANICS ANALYSIS DATA SHEET

TENTATIVELY IDENTIFIED COMPOUNDS

EPA SAMPLE NO.

1W (31-32')DL

Lab Name: H2M LABS, INC. Contract: _____

Lab Code: 10478 Case No.: KEY-PSS SAS No.: _____ SDG No.: PSS114

Matrix: (soil/water) SOIL Lab Sample ID: 0711390-002ADL

Sample wt/vol: 5 (g/mL) G Lab File ID: 7\P37975.D

Level: (low/med) LOW Date Received: 10/01/07

% Moisture: not dec. 43.6 Date Analyzed: 10/04/07

GC Column: R-502.2 ID: .53 (mm) Dilution Factor: 5.00

Soil Extract Volume: (µl) Soil Aliquot Volume: 0 (µL)

CONCENTRATION UNITS:

Number TICs found: 4 (µg/L or µg/Kg) UG/KG

CAS NUMBER	COMPOUND NAME	RT	EST.CONC.	Q
1. 000078-84-2	Propanal, 2-methyl-	8.80	69	JND
2.	c3-subs_benzene	19.77	97	JD
3.	unknown siloxane	21.34	180	JDX
4. 000090-12-0	Naphthalene, 1-methyl-	24.85	200	JND

PSS114 S63

1C

SEMIVOLATILE ORGANICS ANALYSIS DATA SHEET

EPA SAMPLE NO.

SB-1W(31-32)

Lab Name: H2M LABS, INC. Contract: _____

Lab Code: 10478 Case No.: KEY-PSS SAS No.: _____ SDG No.: PSS114

Matrix: (soil/water) SOIL Lab Sample ID: 0711390-002B

Sample wt/vol: 15 (g/mL) G Lab File ID: 7\N22141.D

Level: (low/med) LOW Date Received: 10/01/07

% Moisture: 43.6 Decanted: (Y/N) N Date Extracted: 10/08/07

Concentrated Extract Volume: 1000 (µL) Date Analyzed: 10/15/07

Injection Volume: 2 (µL) Dilution Factor: 1.00

GPC Cleanup: (Y/N) N pH: 7.0 Extraction: (Type) PFEX

CAS NO.	COMPOUND	CONCENTRATION UNITS: (µg/L or µg/Kg) UG/KG	Q
108-95-2	Phenol	590	U
111-44-4	Bis(2-chloroethyl)ether	590	U
95-57-8	2-Chlorophenol	590	U
541-73-1	1,3-Dichlorobenzene	590	U
106-46-7	1,4-Dichlorobenzene	590	U
95-50-1	1,2-Dichlorobenzene	590	U
95-48-7	2-Methylphenol	590	U
108-60-1	2,2'-oxybis(1-chloropropane)	590	U
106-44-5	4-Methylphenol	590	U
621-64-7	N-Nitroso-di-n-propylamine	590	U
67-72-1	Hexachloroethane	590	U
98-95-3	Nitrobenzene	590	U
78-59-1	Isophorone	590	U
88-75-5	2-Nitrophenol	590	U
105-67-9	2,4-Dimethylphenol	590	U
111-91-1	Bis(2-chloroethoxy)methane	590	U
120-83-2	2,4-Dichlorophenol	590	U
120-82-1	1,2,4-Trichlorobenzene	590	U
91-20-3	Naphthalene	590	U
106-47-8	4-Chloroaniline	590	U
87-68-3	Hexachlorobutadiene	590	U
59-50-7	4-Chloro-3-methylphenol	590	U
91-57-6	2-Methylnaphthalene	590	U
77-47-4	Hexachlorocyclopentadiene	590	U
88-06-2	2,4,6-Trichlorophenol	590	U
95-95-4	2,4,5-Trichlorophenol	1500	U
91-58-7	2-Chloronaphthalene	590	U
88-74-4	2-Nitroaniline	1500	U
131-11-3	Dimethylphthalate	590	U
208-96-8	Acenaphthylene	590	U
606-20-2	2,6-Dinitrotoluene	590	U
99-09-2	3-Nitroaniline	1500	U
83-32-9	Acenaphthene	590	U
51-28-5	2,4-Dinitrophenol	1500	U
100-02-7	4-Nitrophenol	1500	U
132-64-9	Dibenzofuran	590	U

PSS114 S64

1D

SEMIVOLATILE ORGANICS ANALYSIS DATA SHEET

EPA SAMPLE NO.

SB-1W(31-32)

Lab Name: H2M LABS, INC. Contract: _____

Lab Code: 10478 Case No.: KEY-PSS SAS No.: _____ SDG No.: PSS114

Matrix: (soil/water) SOIL Lab Sample ID: 0711390-002B

Sample wt/vol: 15 (g/mL) G Lab File ID: 7\N22141.D

Level: (low/med) LOW Date Received: 10/01/07

% Moisture: 43.6 Decanted: (Y/N) N Date Extracted: 10/08/07

Concentrated Extract Volume: 1000 (µL) Date Analyzed: 10/15/07

Injection Volume: 2 (µL) Dilution Factor: 1.00

GPC Cleanup: (Y/N) N pH: 7.0 Extraction: (Type) PFEX

CAS NO.	COMPOUND	CONCENTRATION UNITS: (µg/L or µg/Kg) UG/KG	Q
121-14-2	2,4-Dinitrotoluene	590	U
84-66-2	Diethylphthalate	590	U
7005-72-3	4-Chlorophenyl-phenylether	590	U
86-73-7	Fluorene	590	U
100-01-6	4-Nitroaniline	1500	U
534-52-1	4,6-Dinitro-2-methylphenol	1500	U
86-30-6	N-Nitrosodiphenylamine	590	U
101-55-3	4-Bromophenyl-phenylether	590	U
118-74-1	Hexachlorobenzene	590	U
87-86-5	Pentachlorophenol	1500	U
85-01-8	Phenanthrene	590	U
120-12-7	Anthracene	590	U
86-74-8	Carbazole	590	U
84-74-2	Di-n-butyl phthalate	590	U
206-44-0	Fluoranthene	590	U
129-00-0	Pyrene	590	U
85-68-7	Butyl benzyl phthalate	590	U
91-94-1	3,3'-Dichlorobenzidine	590	U
56-55-3	Benzo(a)anthracene	590	U
218-01-9	Chrysene	590	U
117-81-7	Bis(2-ethylhexyl)phthalate	590	U
117-84-0	Di-n-octyl phthalate	590	U
205-99-2	Benzo(b)fluoranthene	590	U
207-08-9	Benzo(k)fluoranthene	590	U
50-32-8	Benzo(a)pyrene	590	U
193-39-5	Indeno(1,2,3-cd)pyrene	590	U
53-70-3	Dibenzo(a,h)anthracene	590	U
191-24-2	Benzo(g,h,i)perylene	590	U

(1) Cannot be separated from Diphenylamine

PSS114 S65

1G

SEMIVOLATILE ORGANICS ANALYSIS DATA SHEET
TENTATIVELY IDENTIFIED COMPOUNDS

EPA SAMPLE NO.

SB-1W(31-32)

Lab Name: H2M LABS, INC. Contract: ____

Lab Code: 10478 Case No.: KEY-PSS SAS No.: ____ SDG No.: PSS114

Matrix: (soil/water) SOIL Lab Sample ID: 0711390-002B

Sample wt/vol: 15 (g/mL) G Lab File ID: 7\N22141.D

Level: (low/med) LOW Date Received: 10/01/07

% Moisture: 43.6 Decanted:(Y/N) N Date Extracted: 10/08/07

Concentrated Extract Volume: 1000 (µl) Date Analyzed: 10/15/07

Injection Volume: 2 (µl) Dilution Factor: 1.00

GPC Cleanup: (Y/N) N pH: 7.0 Extraction: (Type) PFEX

CONCENTRATION UNITS:

Number TICs found: 2 (µg/L or µg/Kg) UG/KG

CAS NUMBER	COMPOUND NAME	RT	EST.CONC.	Q
1. 13798-23-7	sulfur hexamer	11.23	1200	JN

PSS114 S66

1E

PESTICIDE ORGANICS ANALYSIS DATA SHEET

EPA SAMPLE NO.

1W (31-32')

Lab Name: H2M LABS, INC. Contract: _____

Lab Code: 10478 Case No.: KEY-PSS SAS No.: _____ SDG No.: PSS114

Matrix: (soil/water) SOIL Lab Sample ID: 0711390-002B

Sample wt/vol: 15 (g/mL) G Lab File ID: a00643.raw

% Moisture: 43.6 Decanted: (Y/N) N Date Received: 10/01/07

Extraction: (Type) PFEX Date Extracted: 10/04/07

Concentrated Extract Volume: 5000 (uL) Date Analyzed: 10/05/07

Injection Volume: 0.5 (uL) Dilution Factor: 1.00

GPC Cleanup: (Y/N) N pH: 7.0 Sulfur Cleanup: (Y/N) Y

CAS NO	COMPOUND	CONCENTRATION UNITS: (µg/L or µg/Kg) UG/KG	Q
12674-11-2	Aroclor 1016	59	U
11104-28-2	Aroclor 1221	120	U
11141-16-5	Aroclor 1232	59	U
53469-21-9	Aroclor 1242	59	U
12672-29-6	Aroclor 1248	59	U
11097-69-1	Aroclor 1254	59	U
11096-82-5	Aroclor 1260	59	U

PSS114 S67

U.S. EPA - CLP

1

INORGANIC ANALYSIS DATA SHEET

EPA SAMPLE NO

GPESB-1W (31-32')

Lab Name: H2M LABS, INC.

Lab Code: 10478 Case No. SAS No.: SDG No.: PSS114

Matrix (soil/water): SOIL Lab Sample ID: 0711390-002

Level (low/med): LOW Date Received: 10/1/2007

% Solids: 56.4

Concentration Units (ug/L or mg/kg dry weight): MG/KG

CAS No.	Analyte	Concentration	C	Q	M
7440-38-2	Arsenic	13.6			P
7440-39-3	Barium	167		E	P
7440-43-9	Cadmium	0.057	U		P
7440-47-3	Chromium	24.3		E	P
57-12-5	Cyanide	0.89	U		CA
7439-92-1	Lead	7.8			P
7439-97-6	Mercury	0.030	U		CV
7782-49-2	Selenium	0.57	B	N	P
7440-22-4	Silver	0.62	B	N	P

Color Before: BROWN Clarity Before: Texture: MEDIUM

Color After: YELLOW Clarity After: CLEAR Artifacts:

Comments:

Date Reported: 10/18/2007

PSS114 S68

1A

VOLATILE ORGANICS ANALYSIS DATA SHEET

EPA SAMPLE NO.

1W (35-36')

Lab Name: H2M LABS, INC. Contract: _____

Lab Code: 10478 Case No.: KEY-PSS SAS No.: _____ SDG No.: PSS114

Matrix: (soil/water) SOIL Lab Sample ID: 0711390-003A

Sample wt/vol: 5 (g/mL) G Lab File ID: 7\P37976.D

Level: (low/med) LOW Date Received: 10/01/07

% Moisture: not dec. 43.7 Date Analyzed: 10/04/07

GC Column: R-502.2 ID: .53 (mm) Dilution Factor: 5.00

Soil Extract Volume: _____ (µL) Soil Aliquot Volume _____ (µL)

CAS NO.	COMPOUND	CONCENTRATION UNITS: (µg/L or µg/Kg) UG/KG	Q
74-87-3	Chloromethane	89	U
74-83-9	Bromomethane	89	U
75-01-4	Vinyl chloride	89	U
75-00-3	Chloroethane	89	U
75-09-2	Methylene chloride	63	BJ
67-64-1	Acetone	2200	E
75-35-4	1,1-Dichloroethene	89	U
75-15-0	Carbon disulfide	89	U
75-34-3	1,1-Dichloroethane	89	U
540-59-0	1,2-Dichloroethene (total)	89	U
67-66-3	Chloroform	89	U
107-06-2	1,2-Dichloroethane	89	U
78-93-3	2-Butanone	610	
71-55-6	1,1,1-Trichloroethane	89	U
56-23-5	Carbon tetrachloride	89	U
75-27-4	Bromodichloromethane	89	U
78-87-5	1,2-Dichloropropane	89	U
10061-01-5	cis-1,3-Dichloropropene	89	U
79-01-6	Trichloroethene	89	U
124-48-1	Dibromochloromethane	89	U
79-00-5	1,1,2-Trichloroethane	89	U
71-43-2	Benzene	89	U
10061-02-6	trans-1,3-Dichloropropene	89	U
75-25-2	Bromoform	89	U
108-10-1	4-Methyl-2-pentanone	89	U
591-78-6	2-Hexanone	89	U
127-18-4	Tetrachloroethene	89	U
79-34-5	1,1,2,2-Tetrachloroethane	89	U
108-88-3	Toluene	89	U
108-90-7	Chlorobenzene	89	U
100-41-4	Ethylbenzene	89	U
100-42-5	Styrene	89	U
1330-20-7	Xylene (total)	89	U

PSS114 S69

1F

VOLATILE ORGANICS ANALYSIS DATA SHEET

TENTATIVELY IDENTIFIED COMPOUNDS

EPA SAMPLE NO.

1W (35-36')

Lab Name: H2M LABS, INC. Contract: _____

Lab Code: 10478 Case No.: KEY-PSS SAS No.: _____ SDG No.: PSS114

Matrix: (soil/water) SOIL Lab Sample ID: 0711390-003A

Sample wt/vol: 5 (g/mL) G Lab File ID: 7\P37976.D

Level: (low/med) LOW Date Received: 10/01/07

% Moisture: not dec. 43.7 Date Analyzed: 10/04/07

GC Column: R-502.2 ID: .53 (mm) Dilution Factor: 5.00

Soil Extract Volume: (µl) Soil Aliquot Volume: 0 (µL)

CONCENTRATION UNITS:

Number TICs found: 5 (µg/L or µg/Kg) UG/KG

CAS NUMBER	COMPOUND NAME	RT	EST.CONC.	Q
1.	unknown	5.99	64	J
2. 000078-84-2	Propanal, 2-methyl-	8.82	87	JN
3.	unknown siloxane (18.81)	18.81	120	JX
4.	unknown siloxane (21.35)	21.35	250	JX
5. 000090-12-0	Naphthalene, 1-methyl-	24.86	44	JN

PSS114 S70

1A

VOLATILE ORGANICS ANALYSIS DATA SHEET

EPA SAMPLE NO.

1W (35-36')DL

Lab Name: H2M LABS, INC. Contract: _____

Lab Code: 10478 Case No.: KEY-PSS SAS No.: _____ SDG No.: PSS114

Matrix: (soil/water) SOIL Lab Sample ID: 0711390-003ADL

Sample wt/vol: 5 (g/mL) G Lab File ID: 7\P37984.D

Level: (low/med) LOW Date Received: 10/01/07

% Moisture: not dec. 43.7 Date Analyzed: 10/05/07

GC Column: R-502.2 ID: .53 (mm) Dilution Factor: 10.00

Soil Extract Volume: _____ (µL) Soil Aliquot Volume _____ (µL)

CAS NO.	COMPOUND	CONCENTRATION UNITS: (µg/L or µg/Kg) UG/KG	Q
74-87-3	Chloromethane	180	U
74-83-9	Bromomethane	180	U
75-01-4	Vinyl chloride	180	U
75-00-3	Chloroethane	180	U
75-09-2	Methylene chloride	130	DBJ
67-64-1	Acetone	3100	D
75-35-4	1,1-Dichloroethene	180	U
75-15-0	Carbon disulfide	32	DJ
75-34-3	1,1-Dichloroethane	180	U
540-59-0	1,2-Dichloroethene (total)	180	U
67-66-3	Chloroform	180	U
107-06-2	1,2-Dichloroethane	180	U
78-93-3	2-Butanone	1100	D
71-55-6	1,1,1-Trichloroethane	180	U
56-23-5	Carbon tetrachloride	180	U
75-27-4	Bromodichloromethane	180	U
78-87-5	1,2-Dichloropropane	180	U
10061-01-5	cis-1,3-Dichloropropene	180	U
79-01-6	Trichloroethene	180	U
124-48-1	Dibromochloromethane	180	U
79-00-5	1,1,2-Trichloroethane	180	U
71-43-2	Benzene	180	U
10061-02-6	trans-1,3-Dichloropropene	180	U
75-25-2	Bromoform	180	U
108-10-1	4-Methyl-2-pentanone	180	U
591-78-6	2-Hexanone	180	U
127-18-4	Tetrachloroethene	180	U
79-34-5	1,1,2,2-Tetrachloroethane	180	U
108-88-3	Toluene	180	U
108-90-7	Chlorobenzene	180	U
100-41-4	Ethylbenzene	180	U
100-42-5	Styrene	180	U
1330-20-7	Xylene (total)	180	U

PSS114 S71

1F

VOLATILE ORGANICS ANALYSIS DATA SHEET

TENTATIVELY IDENTIFIED COMPOUNDS

EPA SAMPLE NO.

1W (35-36')DL

Lab Name: H2M LABS, INC. Contract: _____

Lab Code: 10478 Case No.: KEY-PSS SAS No.: _____ SDG No.: PSS114

Matrix: (soil/water) SOIL Lab Sample ID: 0711390-003ADL

Sample wt/vol: 5 (g/mL) G Lab File ID: 7\P37984.D

Level: (low/med) LOW Date Received: 10/01/07

% Moisture: not dec. 43.7 Date Analyzed: 10/05/07

GC Column: R-502.2 ID: .53 (mm) Dilution Factor: 10.00

Soil Extract Volume: (µl) Soil Aliquot Volume: 0 (µL)

CONCENTRATION UNITS:

Number TICs found: 3 (µg/L or µg/Kg) UG/KG

CAS NUMBER	COMPOUND NAME	RT	EST.CONC.	Q
1. 000078-84-2	Propanal, 2-methyl-	8.80	180	JND
2.	unknown siloxane	21.35	210	JDX
3. 000090-12-0	Naphthalene, 1-methyl-	24.85	120	JND

PSS114 S72

1C

SEMIVOLATILE ORGANICS ANALYSIS DATA SHEET

EPA SAMPLE NO.

SB-1W(35-36)

Lab Name: H2M LABS, INC. Contract: _____

Lab Code: 10478 Case No.: KEY-PSS SAS No.: _____ SDG No.: PSS114

Matrix: (soil/water) SOIL Lab Sample ID: 0711390-003B

Sample wt/vol: 15 (g/mL) G Lab File ID: 7\N22146.D

Level: (low/med) LOW Date Received: 10/01/07

% Moisture: 43.7 Decanted: (Y/N) N Date Extracted: 10/08/07

Concentrated Extract Volume: 1000 (µL) Date Analyzed: 10/15/07

Injection Volume: 2 (µL) Dilution Factor: 1.00

GPC Cleanup: (Y/N) N pH: 6.0 Extraction: (Type) PFEX

CAS NO.	COMPOUND	CONCENTRATION UNITS: (µg/L or µg/Kg) UG/KG	Q
108-95-2	Phenol	590	U
111-44-4	Bis(2-chloroethyl)ether	590	U
95-57-8	2-Chlorophenol	590	U
541-73-1	1,3-Dichlorobenzene	590	U
106-46-7	1,4-Dichlorobenzene	590	U
95-50-1	1,2-Dichlorobenzene	590	U
95-48-7	2-Methylphenol	590	U
108-60-1	2,2'-oxybis(1-chloropropane)	590	U
106-44-5	4-Methylphenol	590	U
621-64-7	N-Nitroso-di-n-propylamine	590	U
67-72-1	Hexachloroethane	590	U
98-95-3	Nitrobenzene	590	U
78-59-1	Isophorone	590	U
88-75-5	2-Nitrophenol	590	U
105-67-9	2,4-Dimethylphenol	590	U
111-91-1	Bis(2-chloroethoxy)methane	590	U
120-83-2	2,4-Dichlorophenol	590	U
120-82-1	1,2,4-Trichlorobenzene	590	U
91-20-3	Naphthalene	590	U
106-47-8	4-Chloroaniline	590	U
87-68-3	Hexachlorobutadiene	590	U
59-50-7	4-Chloro-3-methylphenol	590	U
91-57-6	2-Methylnaphthalene	590	U
77-47-4	Hexachlorocyclopentadiene	590	U
88-06-2	2,4,6-Trichlorophenol	590	U
95-95-4	2,4,5-Trichlorophenol	1500	U
91-58-7	2-Chloronaphthalene	590	U
88-74-4	2-Nitroaniline	1500	U
131-11-3	Dimethylphthalate	590	U
208-96-8	Acenaphthylene	590	U
606-20-2	2,6-Dinitrotoluene	590	U
99-09-2	3-Nitroaniline	1500	U
83-32-9	Acenaphthene	590	U
51-28-5	2,4-Dinitrophenol	1500	U
100-02-7	4-Nitrophenol	1500	U
132-64-9	Dibenzofuran	590	U

PSS114 S73

1D

SEMIVOLATILE ORGANICS ANALYSIS DATA SHEET

EPA SAMPLE NO.

SB-1W(35-36)

Lab Name: H2M LABS, INC. Contract: _____

Lab Code: 10478 Case No.: KEY-PSS SAS No.: _____ SDG No.: PSS114

Matrix: (soil/water) SOIL Lab Sample ID: 0711390-003B

Sample wt/vol: 15 (g/mL) G Lab File ID: 7\N22146.D

Level: (low/med) LOW Date Received: 10/01/07

% Moisture: 43.7 Decanted: (Y/N) N Date Extracted: 10/08/07

Concentrated Extract Volume: 1000 (µL) Date Analyzed: 10/15/07

Injection Volume: 2 (µL) Dilution Factor: 1.00

GPC Cleanup: (Y/N) N pH: 6.0 Extraction: (Type) PFEX

CAS NO.	COMPOUND	CONCENTRATION UNITS: (µg/L or µg/Kg) UG/KG	Q
121-14-2	2,4-Dinitrotoluene	590	U
84-66-2	Diethylphthalate	590	U
7005-72-3	4-Chlorophenyl-phenylether	590	U
86-73-7	Fluorene	590	U
100-01-6	4-Nitroaniline	1500	U
534-52-1	4,6-Dinitro-2-methylphenol	1500	U
86-30-6	N-Nitrosodiphenylamine	590	U
101-55-3	4-Bromophenyl-phenylether	590	U
118-74-1	Hexachlorobenzene	590	U
87-86-5	Pentachlorophenol	1500	U
85-01-8	Phenanthrene	590	U
120-12-7	Anthracene	590	U
86-74-8	Carbazole	590	U
84-74-2	Di-n-butyl phthalate	590	U
206-44-0	Fluoranthene	590	U
129-00-0	Pyrene	590	U
85-68-7	Butyl benzyl phthalate	590	U
91-94-1	3,3'-Dichlorobenzidine	590	U
56-55-3	Benzo(a)anthracene	590	U
218-01-9	Chrysene	590	U
117-81-7	Bis(2-ethylhexyl)phthalate	590	U
117-84-0	Di-n-octyl phthalate	590	U
205-99-2	Benzo(b)fluoranthene	590	U
207-08-9	Benzo(k)fluoranthene	590	U
50-32-8	Benzo(a)pyrene	590	U
193-39-5	Indeno(1,2,3-cd)pyrene	590	U
53-70-3	Dibenzo(a,h)anthracene	590	U
191-24-2	Benzo(g,h,i)perylene	590	U

(1) Cannot be separated from Diphenylamine

PSS114 S74

1G

SEMIVOLATILE ORGANICS ANALYSIS DATA SHEET
TENTATIVELY IDENTIFIED COMPOUNDS

EPA SAMPLE NO.

SB-1W(35-36)

Lab Name: H2M LABS, INC. Contract: _____

Lab Code: 10478 Case No.: KEY-PSS SAS No.: _____ SDG No.: PSS114

Matrix: (soil/water) SOIL Lab Sample ID: 0711390-003B

Sample wt/vol: 15 (g/mL) G Lab File ID: 7N22146.D

Level: (low/med) LOW Date Received: 10/01/07

% Moisture: 43.7 Decanted:(Y/N) N Date Extracted: 10/08/07

Concentrated Extract Volume: 1000 (µl) Date Analyzed: 10/15/07

Injection Volume: 2 (µl) Dilution Factor: 1.00

GPC Cleanup: (Y/N) N pH: 6.0 Extraction: (Type) PFEX

CONCENTRATION UNITS:

Number TICs found: 0 (µg/L or µg/Kg) UG/KG

CAS NUMBER	COMPOUND NAME	RT	EST.CONC.	Q

PSS114 S75

1E

PESTICIDE ORGANICS ANALYSIS DATA SHEET

EPA SAMPLE NO.

1W (35-36')

Lab Name: H2M LABS, INC. Contract: _____

Lab Code: 10478 Case No.: KEY-PSS SAS No.: _____ SDG No.: PSS114

Matrix: (soil/water) SOIL Lab Sample ID: 0711390-003B

Sample wt/vol: 15 (g/mL) G Lab File ID: a00644.raw

% Moisture: 43.7 Decanted: (Y/N) N Date Received: 10/01/07

Extraction: (Type) PFEX Date Extracted: 10/04/07

Concentrated Extract Volume: 5000 (uL) Date Analyzed: 10/06/07

Injection Volume: 0.5 (uL) Dilution Factor: 1.00

GPC Cleanup: (Y/N) N pH: 7.0 Sulfur Cleanup: (Y/N) Y

CAS NO	COMPOUND	CONCENTRATION UNITS: (µg/L or µg/Kg) UG/KG	Q
12674-11-2	Aroclor 1016	59	U
11104-28-2	Aroclor 1221	120	U
11141-16-5	Aroclor 1232	59	U
53469-21-9	Aroclor 1242	59	U
12672-29-6	Aroclor 1248	59	U
11097-69-1	Aroclor 1254	59	U
11096-82-5	Aroclor 1260	59	U

PSS114 S76

U.S. EPA - CLP

1

INORGANIC ANALYSIS DATA SHEET

EPA SAMPLE NO

GPESB-1W (35-36')

Lab Name: H2M LABS, INC.

Lab Code: 10478 Case No. SAS No.: SDG No.: PSS114

Matrix (soil/water): SOIL Lab Sample ID: 0711390-003

Level (low/med): LOW Date Received: 10/1/2007

% Solids: 56.3

Concentration Units (ug/L or mg/kg dry weight): MG/KG

CAS No.	Analyte	Concentration	C	Q	M
7440-38-2	Arsenic	14.8			P
7440-39-3	Barium	186		E	P
7440-43-9	Cadmium	0.057	U		P
7440-47-3	Chromium	26.0		E	P
57-12-5	Cyanide	0.89	U		CA
7439-92-1	Lead	9.1			P
7439-97-6	Mercury	0.030	U		CV
7782-49-2	Selenium	0.42	U	N	P
7440-22-4	Silver	0.83	B	N	P

Color Before: BROWN Clarity Before: Texture: MEDIUM

Color After: YELLOW Clarity After: CLEAR Artifacts:

Comments:

Date Reported: 10/18/2007

PSS114 S77

1A

VOLATILE ORGANICS ANALYSIS DATA SHEET

EPA SAMPLE NO.

2 (17.5-18.5')

Lab Name: H2M LABS, INC. Contract: _____

Lab Code: 10478 Case No.: KEY-PSS SAS No.: _____ SDG No.: PSS114

Matrix: (soil/water) SOIL Lab Sample ID: 0711390-004A

Sample wt/vol: 5 (g/mL) G Lab File ID: 7\P37977.D

Level: (low/med) LOW Date Received: 10/01/07

% Moisture: not dec. 12.6 Date Analyzed: 10/04/07

GC Column: R-502.2 ID: .53 (mm) Dilution Factor: 1.00

Soil Extract Volume: _____ (µL) Soil Aliquot Volume _____ (µL)

CAS NO.	COMPOUND	CONCENTRATION UNITS: (µg/L or µg/Kg) UG/KG	Q
74-87-3	Chloromethane	11	U
74-83-9	Bromomethane	11	U
75-01-4	Vinyl chloride	11	U
75-00-3	Chloroethane	11	U
75-09-2	Methylene chloride	8	BJ
67-64-1	Acetone	11	U
75-35-4	1,1-Dichloroethene	11	U
75-15-0	Carbon disulfide	11	U
75-34-3	1,1-Dichloroethane	11	U
540-59-0	1,2-Dichloroethene (total)	11	U
67-66-3	Chloroform	11	U
107-06-2	1,2-Dichloroethane	11	U
78-93-3	2-Butanone	11	U
71-55-6	1,1,1-Trichloroethane	11	U
56-23-5	Carbon tetrachloride	11	U
75-27-4	Bromodichloromethane	11	U
78-87-5	1,2-Dichloropropane	11	U
10061-01-5	cis-1,3-Dichloropropene	11	U
79-01-6	Trichloroethene	11	U
124-48-1	Dibromochloromethane	11	U
79-00-5	1,1,2-Trichloroethane	11	U
71-43-2	Benzene	11	U
10061-02-6	trans-1,3-Dichloropropene	11	U
75-25-2	Bromoform	11	U
108-10-1	4-Methyl-2-pentanone	11	U
591-78-6	2-Hexanone	11	U
127-18-4	Tetrachloroethene	11	U
79-34-5	1,1,2,2-Tetrachloroethane	11	U
108-88-3	Toluene	11	U
108-90-7	Chlorobenzene	11	U
100-41-4	Ethylbenzene	11	U
100-42-5	Styrene	11	U
1330-20-7	Xylene (total)	11	U

PSS114 S78

1F

VOLATILE ORGANICS ANALYSIS DATA SHEET

TENTATIVELY IDENTIFIED COMPOUNDS

EPA SAMPLE NO.

2 (17.5-18.5')

Lab Name: H2M LABS, INC. Contract: _____

Lab Code: 10478 Case No.: KEY-PSS SAS No.: _____ SDG No.: PSS114

Matrix: (soil/water) SOIL Lab Sample ID: 0711390-004A

Sample wt/vol: 5 (g/mL) G Lab File ID: 7\P37977.D

Level: (low/med) LOW Date Received: 10/01/07

% Moisture: not dec. 12.6 Date Analyzed: 10/04/07

GC Column: R-502.2 ID: .53 (mm) Dilution Factor: 1.00

Soil Extract Volume: (µl) Soil Aliquot Volume: 0 (µL)

CONCENTRATION UNITS:

Number TICs found: 3 (µg/L or µg/Kg) UG/KG

CAS NUMBER	COMPOUND NAME	RT	EST.CONC.	Q
1.	unknown siloxane (18.81)	18.81	6	J
2.	c3-subs_benzene	19.77	6	J
3.	unknown siloxane (21.34)	21.34	15	BJ

PSS114 S79

1C

SEMIVOLATILE ORGANICS ANALYSIS DATA SHEET

EPA SAMPLE NO.

SB-2(17.5-18.5)

Lab Name: H2M LABS, INC. Contract: _____

Lab Code: 10478 Case No.: KEY-PSS SAS No.: _____ SDG No.: PSS114

Matrix: (soil/water) SOIL Lab Sample ID: 0711390-004B

Sample wt/vol: 15 (g/mL) G Lab File ID: 7\N22140.D

Level: (low/med) LOW Date Received: 10/01/07

% Moisture: 12.6 Decanted:(Y/N) N Date Extracted: 10/08/07

Concentrated Extract Volume: 1000 (µL) Date Analyzed: 10/15/07

Injection Volume: 2 (µL) Dilution Factor: 1.00

GPC Cleanup: (Y/N) N pH: 7.0 Extraction: (Type) PFEX

CAS NO.	COMPOUND	CONCENTRATION UNITS: (µg/L or µg/Kg) UG/KG	Q
108-95-2	Phenol	380	U
111-44-4	Bis(2-chloroethyl)ether	380	U
95-57-8	2-Chlorophenol	380	U
541-73-1	1,3-Dichlorobenzene	380	U
106-46-7	1,4-Dichlorobenzene	380	U
95-50-1	1,2-Dichlorobenzene	380	U
95-48-7	2-Methylphenol	380	U
108-60-1	2,2'-oxybis(1-chloropropane)	380	U
106-44-5	4-Methylphenol	380	U
621-64-7	N-Nitroso-di-n-propylamine	380	U
67-72-1	Hexachloroethane	380	U
98-95-3	Nitrobenzene	380	U
78-59-1	Isophorone	380	U
88-75-5	2-Nitrophenol	380	U
105-67-9	2,4-Dimethylphenol	380	U
111-91-1	Bis(2-chloroethoxy)methane	380	U
120-83-2	2,4-Dichlorophenol	380	U
120-82-1	1,2,4-Trichlorobenzene	380	U
91-20-3	Naphthalene	380	U
106-47-8	4-Chloroaniline	380	U
87-68-3	Hexachlorobutadiene	380	U
59-50-7	4-Chloro-3-methylphenol	380	U
91-57-6	2-Methylnaphthalene	380	U
77-47-4	Hexachlorocyclopentadiene	380	U
88-06-2	2,4,6-Trichlorophenol	380	U
95-95-4	2,4,5-Trichlorophenol	950	U
91-58-7	2-Chloronaphthalene	380	U
88-74-4	2-Nitroaniline	950	U
131-11-3	Dimethylphthalate	380	U
208-96-8	Acenaphthylene	380	U
606-20-2	2,6-Dinitrotoluene	380	U
99-09-2	3-Nitroaniline	950	U
83-32-9	Acenaphthene	380	U
51-28-5	2,4-Dinitrophenol	950	U
100-02-7	4-Nitrophenol	950	U
132-64-9	Dibenzofuran	380	U

PSS114 S80

1D

SEMIVOLATILE ORGANICS ANALYSIS DATA SHEET

EPA SAMPLE NO.

SB-2(17.5-18.5)

Lab Name: H2M LABS, INC. Contract: _____

Lab Code: 10478 Case No.: KEY-PSS SAS No.: _____ SDG No.: PSS114

Matrix: (soil/water) SOIL Lab Sample ID: 0711390-004B

Sample wt/vol: 15 (g/mL) G Lab File ID: 7\N22140.D

Level: (low/med) LOW Date Received: 10/01/07

% Moisture: 12.6 Decanted:(Y/N) N Date Extracted: 10/08/07

Concentrated Extract Volume: 1000 (µL) Date Analyzed: 10/15/07

Injection Volume: 2 (µL) Dilution Factor: 1.00

GPC Cleanup: (Y/N) N pH: 7.0 Extraction: (Type) PFEX

CAS NO.	COMPOUND	CONCENTRATION UNITS: (µg/L or µg/Kg) UG/KG	Q
121-14-2	2,4-Dinitrotoluene	380	U
84-66-2	Diethylphthalate	380	U
7005-72-3	4-Chlorophenyl-phenylether	380	U
86-73-7	Fluorene	380	U
100-01-6	4-Nitroaniline	950	U
534-52-1	4,6-Dinitro-2-methylphenol	950	U
86-30-6	N-Nitrosodiphenylamine	380	U
101-55-3	4-Bromophenyl-phenylether	380	U
118-74-1	Hexachlorobenzene	380	U
87-86-5	Pentachlorophenol	950	U
85-01-8	Phenanthrene	380	U
120-12-7	Anthracene	380	U
86-74-8	Carbazole	380	U
84-74-2	Di-n-butyl phthalate	380	U
206-44-0	Fluoranthene	380	U
129-00-0	Pyrene	380	U
85-68-7	Butyl benzyl phthalate	380	U
91-94-1	3,3'-Dichlorobenzidine	380	U
56-55-3	Benzo(a)anthracene	380	U
218-01-9	Chrysene	380	U
117-81-7	Bis(2-ethylhexyl)phthalate	380	U
117-84-0	Di-n-octyl phthalate	380	U
205-99-2	Benzo(b)fluoranthene	380	U
207-08-9	Benzo(k)fluoranthene	380	U
50-32-8	Benzo(a)pyrene	380	U
193-39-5	Indeno(1,2,3-cd)pyrene	380	U
53-70-3	Dibenzo(a,h)anthracene	380	U
191-24-2	Benzo(g,h,i)perylene	380	U

(1) Cannot be separated from Diphenylamine

PSS114 S81

1G

SEMIVOLATILE ORGANICS ANALYSIS DATA SHEET
TENTATIVELY IDENTIFIED COMPOUNDS

EPA SAMPLE NO.

SB-2(17.5-18.5)

Lab Name: H2M LABS, INC. Contract: ____

Lab Code: 10478 Case No.: KEY-PSS SAS No.: ____ SDG No.: PSS114

Matrix: (soil/water) SOIL Lab Sample ID: 0711390-004B

Sample wt/vol: 15 (g/mL) G Lab File ID: 7\N22140.D

Level: (low/med) LOW Date Received: 10/01/07

% Moisture: 12.6 Decanted:(Y/N) N Date Extracted: 10/08/07

Concentrated Extract Volume: 1000 (µl) Date Analyzed: 10/15/07

Injection Volume: 2 (µl) Dilution Factor: 1.00

GPC Cleanup: (Y/N) N pH: 7.0 Extraction: (Type) PFEX

CONCENTRATION UNITS:

Number TICs found: 0 (µg/L or µg/Kg) UG/KG

CAS NUMBER	COMPOUND NAME	RT	EST.CONC.	Q

PSS114 S82

1E

PESTICIDE ORGANICS ANALYSIS DATA SHEET

EPA SAMPLE NO.

2 (17.5-18.5')

Lab Name: H2M LABS, INC. Contract: _____

Lab Code: 10478 Case No.: KEY-PSS SAS No.: _____ SDG No.: PSS114

Matrix: (soil/water) SOIL Lab Sample ID: 0711390-004B

Sample wt/vol: 15 (g/mL) G Lab File ID: a00645.raw

% Moisture: 12.6 Decanted: (Y/N) N Date Received: 10/01/07

Extraction: (Type) PFEX Date Extracted: 10/04/07

Concentrated Extract Volume: 5000 (uL) Date Analyzed: 10/06/07

Injection Volume: 0.5 (uL) Dilution Factor: 1.00

GPC Cleanup: (Y/N) N pH: 6.0 Sulfur Cleanup: (Y/N) Y

CAS NO	COMPOUND	CONCENTRATION UNITS: (µg/L or µg/Kg) UG/KG	Q
12674-11-2	Aroclor 1016	38	U
11104-28-2	Aroclor 1221	77	U
11141-16-5	Aroclor 1232	38	U
53469-21-9	Aroclor 1242	38	U
12672-29-6	Aroclor 1248	38	U
11097-69-1	Aroclor 1254	38	U
11096-82-5	Aroclor 1260	38	U

PSS114 S83

U.S. EPA - CLP

1

INORGANIC ANALYSIS DATA SHEET

EPA SAMPLE NO

GPESB-2 (17.5-18.5')

Lab Name: H2M LABS, INC.

Lab Code: 10478 Case No. SAS No.: SDG No.: PSS114

Matrix (soil/water): SOIL Lab Sample ID: 0711390-004

Level (low/med): LOW Date Received: 10/1/2007

% Solids: 87.4

Concentration Units (ug/L or mg/kg dry weight): MG/KG

CAS No.	Analyte	Concentration	C	Q	M
7440-38-2	Arsenic	2.2			P
7440-39-3	Barium	56.3		E	P
7440-43-9	Cadmium	0.037	U		P
7440-47-3	Chromium	34.1		E	P
57-12-5	Cyanide	0.57	U		CA
7439-92-1	Lead	9.9			P
7439-97-6	Mercury	0.019	U		CV
7782-49-2	Selenium	0.27	U	N	P
7440-22-4	Silver	0.12	B	N	P

Color Before: BROWN Clarity Before: Texture: MEDIUM

Color After: YELLOW Clarity After: CLEAR Artifacts:

Comments:

Date Reported: 10/18/2007

PSS114 S84

1A

VOLATILE ORGANICS ANALYSIS DATA SHEET

EPA SAMPLE NO.

TB100107

Lab Name: H2M LABS, INC. Contract: _____

Lab Code: 10478 Case No.: KEY-PSS SAS No.: _____ SDG No.: PSS114

Matrix: (soil/water) WATER Lab Sample ID: 0711390-005A

Sample wt/vol: 5 (g/mL) ML Lab File ID: A\A56269.D

Level: (low/med) LOW Date Received: 10/01/07

% Moisture: not dec. Date Analyzed: 10/04/07

GC Column: ZB-624 ID: .18 (mm) Dilution Factor: 1.00

Soil Extract Volume: _____ (µL) Soil Aliquot Volume _____ (µL)

CAS NO.	COMPOUND	CONCENTRATION UNITS: (µg/L or µg/Kg) UG/L	Q
74-87-3	Chloromethane	10	U
74-83-9	Bromomethane	10	U
75-01-4	Vinyl chloride	10	U
75-00-3	Chloroethane	10	U
75-09-2	Methylene chloride	10	U
67-64-1	Acetone	10	U
75-35-4	1,1-Dichloroethene	10	U
75-15-0	Carbon disulfide	10	U
75-34-3	1,1-Dichloroethane	10	U
540-59-0	1,2-Dichloroethene (total)	10	U
67-66-3	Chloroform	10	U
107-06-2	1,2-Dichloroethane	10	U
78-93-3	2-Butanone	10	U
71-55-6	1,1,1-Trichloroethane	10	U
56-23-5	Carbon tetrachloride	10	U
75-27-4	Bromodichloromethane	10	U
78-87-5	1,2-Dichloropropane	10	U
10061-01-5	cis-1,3-Dichloropropene	10	U
79-01-6	Trichloroethene	10	U
124-48-1	Dibromochloromethane	10	U
79-00-5	1,1,2-Trichloroethane	10	U
71-43-2	Benzene	10	U
10061-02-6	trans-1,3-Dichloropropene	10	U
75-25-2	Bromoform	10	U
108-10-1	4-Methyl-2-pentanone	10	U
591-78-6	2-Hexanone	10	U
127-18-4	Tetrachloroethene	10	U
79-34-5	1,1,2,2-Tetrachloroethane	10	U
108-88-3	Toluene	10	U
108-90-7	Chlorobenzene	10	U
100-41-4	Ethylbenzene	10	U
100-42-5	Styrene	10	U
1330-20-7	Xylene (total)	10	U

PSS114 S85

1F

VOLATILE ORGANICS ANALYSIS DATA SHEET

TENTATIVELY IDENTIFIED COMPOUNDS

EPA SAMPLE NO.

TB100107

Lab Name: H2M LABS, INC. Contract: _____

Lab Code: 10478 Case No.: KEY-PSS SAS No.: _____ SDG No.: PSS114

Matrix: (soil/water) WATER Lab Sample ID: 0711390-005A

Sample wt/vol: 5 (g/mL) ML Lab File ID: A\A56269.D

Level: (low/med) LOW Date Received: 10/01/07

% Moisture: not dec. Date Analyzed: 10/04/07

GC Column: ZB-624 ID: .18 (mm) Dilution Factor: 1.00

Soil Extract Volume: (µl) Soil Aliquot Volume: 0 (µL)

CONCENTRATION UNITS:

Number TICs found: 0 (µg/L or µg/Kg) UG/L

CAS NUMBER	COMPOUND NAME	RT	EST.CONC.	Q

PSS114 S86

1A

VOLATILE ORGANICS ANALYSIS DATA SHEET

EPA SAMPLE NO.

7A (0.5-2)

Lab Name: H2M LABS, INC. Contract: _____

Lab Code: 10478 Case No.: KEY-PSS SAS No.: _____ SDG No.: PSS114

Matrix: (soil/water) SOIL Lab Sample ID: 0711443-001A

Sample wt/vol: 5 (g/mL) G Lab File ID: 7\P37978.D

Level: (low/med) LOW Date Received: 10/02/07

% Moisture: not dec. 9.8 Date Analyzed: 10/04/07

GC Column: R-502.2 ID: .53 (mm) Dilution Factor: 1.00

Soil Extract Volume: _____ (µL) Soil Aliquot Volume _____ (µL)

CONCENTRATION UNITS: (µg/L or µg/Kg) UG/KG

CAS NO.	COMPOUND		Q
74-87-3	Chloromethane	11	U
74-83-9	Bromomethane	11	U
75-01-4	Vinyl chloride	11	U
75-00-3	Chloroethane	11	U
75-09-2	Methylene chloride	7	BJ
67-64-1	Acetone	11	U
75-35-4	1,1-Dichloroethene	11	U
75-15-0	Carbon disulfide	11	U
75-34-3	1,1-Dichloroethane	11	U
540-59-0	1,2-Dichloroethene (total)	11	U
67-66-3	Chloroform	11	U
107-06-2	1,2-Dichloroethane	11	U
78-93-3	2-Butanone	11	U
71-55-6	1,1,1-Trichloroethane	11	U
56-23-5	Carbon tetrachloride	11	U
75-27-4	Bromodichloromethane	11	U
78-87-5	1,2-Dichloropropane	11	U
10061-01-5	cis-1,3-Dichloropropene	11	U
79-01-6	Trichloroethene	11	U
124-48-1	Dibromochloromethane	11	U
79-00-5	1,1,2-Trichloroethane	11	U
71-43-2	Benzene	11	U
10061-02-6	trans-1,3-Dichloropropene	11	U
75-25-2	Bromoform	11	U
108-10-1	4-Methyl-2-pentanone	11	U
591-78-6	2-Hexanone	11	U
127-18-4	Tetrachloroethene	11	U
79-34-5	1,1,2,2-Tetrachloroethane	11	U
108-88-3	Toluene	11	U
108-90-7	Chlorobenzene	11	U
100-41-4	Ethylbenzene	11	U
100-42-5	Styrene	11	U
1330-20-7	Xylene (total)	11	U

PSS114 S87

1F

VOLATILE ORGANICS ANALYSIS DATA SHEET

TENTATIVELY IDENTIFIED COMPOUNDS

EPA SAMPLE NO.

7A (0.5-2)

Lab Name: H2M LABS, INC. Contract: _____

Lab Code: 10478 Case No.: KEY-PSS SAS No.: _____ SDG No.: PSS114

Matrix: (soil/water) SOIL Lab Sample ID: 0711443-001A

Sample wt/vol: 5 (g/mL) G Lab File ID: 7\P37978.D

Level: (low/med) LOW Date Received: 10/02/07

% Moisture: not dec. 9.8 Date Analyzed: 10/04/07

GC Column: R-502.2 ID: .53 (mm) Dilution Factor: 1.00

Soil Extract Volume: (µl) Soil Aliquot Volume: 0 (µL)

CONCENTRATION UNITS:

Number TICs found: 1 (µg/L or µg/Kg) UG/KG

CAS NUMBER	COMPOUND NAME	RT	EST.CONC.	Q
1.	unknown siloxane	18.82	9	JX

PSS114.S88

1C

SEMIVOLATILE ORGANICS ANALYSIS DATA SHEET

EPA SAMPLE NO.

SB-7A(0.5-2)

Lab Name: H2M LABS, INC. Contract: _____

Lab Code: 10478 Case No.: KEY-PSS SAS No.: _____ SDG No.: PSS114

Matrix: (soil/water) SOIL Lab Sample ID: 0711443-001B

Sample wt/vol: 15 (g/mL) G Lab File ID: 7\N22142.D

Level: (low/med) LOW Date Received: 10/02/07

% Moisture: 9.8 Decanted:(Y/N) N Date Extracted: 10/08/07

Concentrated Extract Volume: 1000 (µL) Date Analyzed: 10/15/07

Injection Volume: 2 (µL) Dilution Factor: 1.00

GPC Cleanup: (Y/N) N pH: 7.0 Extraction: (Type) PFEX

CAS NO.	COMPOUND	CONCENTRATION UNITS: (µg/L or µg/Kg) UG/KG	Q
108-95-2	Phenol	370	U
111-44-4	Bis(2-chloroethyl)ether	370	U
95-57-8	2-Chlorophenol	370	U
541-73-1	1,3-Dichlorobenzene	370	U
106-46-7	1,4-Dichlorobenzene	370	U
95-50-1	1,2-Dichlorobenzene	370	U
95-48-7	2-Methylphenol	370	U
108-60-1	2,2´-oxybis(1-chloropropane)	370	U
106-44-5	4-Methylphenol	370	U
621-64-7	N-Nitroso-di-n-propylamine	370	U
67-72-1	Hexachloroethane	370	U
98-95-3	Nitrobenzene	370	U
78-59-1	Isophorone	370	U
88-75-5	2-Nitrophenol	370	U
105-67-9	2,4-Dimethylphenol	370	U
111-91-1	Bis(2-chloroethoxy)methane	370	U
120-83-2	2,4-Dichlorophenol	370	U
120-82-1	1,2,4-Trichlorobenzene	370	U
91-20-3	Naphthalene	370	U
106-47-8	4-Chloroaniline	370	U
87-68-3	Hexachlorobutadiene	370	U
59-50-7	4-Chloro-3-methylphenol	370	U
91-57-6	2-Methylnaphthalene	370	U
77-47-4	Hexachlorocyclopentadiene	370	U
88-06-2	2,4,6-Trichlorophenol	370	U
95-95-4	2,4,5-Trichlorophenol	920	U
91-58-7	2-Chloronaphthalene	370	U
88-74-4	2-Nitroaniline	920	U
131-11-3	Dimethylphthalate	370	U
208-96-8	Acenaphthylene	370	U
606-20-2	2,6-Dinitrotoluene	370	U
99-09-2	3-Nitroaniline	920	U
83-32-9	Acenaphthene	370	U
51-28-5	2,4-Dinitrophenol	920	U
100-02-7	4-Nitrophenol	920	U
132-64-9	Dibenzofuran	370	U

PSS114 S89

1D

SEMIVOLATILE ORGANICS ANALYSIS DATA SHEET

EPA SAMPLE NO.

SB-7A(0.5-2)

Lab Name: H2M LABS, INC. Contract: _____

Lab Code: 10478 Case No.: KEY-PSS SAS No.: _____ SDG No.: PSS114

Matrix: (soil/water) SOIL Lab Sample ID: 0711443-001B

Sample wt/vol: 15 (g/mL) G Lab File ID: 7\N22142.D

Level: (low/med) LOW Date Received: 10/02/07

% Moisture: 9.8 Decanted:(Y/N) N Date Extracted: 10/08/07

Concentrated Extract Volume: 1000 (µL) Date Analyzed: 10/15/07

Injection Volume: 2 (µL) Dilution Factor: 1.00

GPC Cleanup: (Y/N) N pH: 7.0 Extraction: (Type) PFEX

CAS NO.	COMPOUND	CONCENTRATION UNITS: (µg/L or µg/Kg) UG/KG	Q
121-14-2	2,4-Dinitrotoluene	370	U
84-66-2	Diethylphthalate	370	U
7005-72-3	4-Chlorophenyl-phenylether	370	U
86-73-7	Fluorene	370	U
100-01-6	4-Nitroaniline	920	U
534-52-1	4,6-Dinitro-2-methylphenol	920	U
86-30-6	N-Nitrosodiphenylamine	370	U
101-55-3	4-Bromophenyl-phenylether	370	U
118-74-1	Hexachlorobenzene	370	U
87-86-5	Pentachlorophenol	920	U
85-01-8	Phenanthrene	370	U
120-12-7	Anthracene	370	U
86-74-8	Carbazole	370	U
84-74-2	Di-n-butyl phthalate	370	U
206-44-0	Fluoranthene	370	U
129-00-0	Pyrene	370	U
85-68-7	Butyl benzyl phthalate	370	U
91-94-1	3,3´-Dichlorobenzidine	370	U
56-55-3	Benzo(a)anthracene	370	U
218-01-9	Chrysene	370	U
117-81-7	Bis(2-ethylhexyl)phthalate	370	U
117-84-0	Di-n-octyl phthalate	370	U
205-99-2	Benzo(b)fluoranthene	370	U
207-08-9	Benzo(k)fluoranthene	370	U
50-32-8	Benzo(a)pyrene	370	U
193-39-5	Indeno(1,2,3-cd)pyrene	370	U
53-70-3	Dibenzo(a,h)anthracene	370	U
191-24-2	Benzo(g,h,i)perylene	370	U

(1) Cannot be separated from Diphenylamine

PSS114 S90

1G

SEMIVOLATILE ORGANICS ANALYSIS DATA SHEET
TENTATIVELY IDENTIFIED COMPOUNDS

EPA SAMPLE NO.

SB-7A(0.5-2)

Lab Name: H2M LABS, INC. Contract: _____

Lab Code: 10478 Case No.: KEY-PSS SAS No.: _____ SDG No.: PSS114

Matrix: (soil/water) SOIL Lab Sample ID: 0711443-001B

Sample wt/vol: 15 (g/mL) G Lab File ID: 7N22142.D

Level: (low/med) LOW Date Received: 10/02/07

% Moisture: 9.8 Decanted:(Y/N) N Date Extracted: 10/08/07

Concentrated Extract Volume: 1000 (µl) Date Analyzed: 10/15/07

Injection Volume: 2 (µl) Dilution Factor: 1.00

GPC Cleanup: (Y/N) N pH: 7.0 Extraction: (Type) PFEX

CONCENTRATION UNITS:

Number TICs found: 0 (µg/L or µg/Kg) UG/KG

CAS NUMBER	COMPOUND NAME	RT	EST.CONC.	Q

PSS114 S91

1E

PESTICIDE ORGANICS ANALYSIS DATA SHEET

EPA SAMPLE NO.

7A (0.5-2)

Lab Name: H2M LABS, INC. Contract: _____

Lab Code: 10478 Case No.: KEY-PSS SAS No.: _____ SDG No.: PSS114

Matrix: (soil/water) SOIL Lab Sample ID: 0711443-001B

Sample wt/vol: 15 (g/mL) G Lab File ID: a00647.raw

% Moisture: 9.8 Decanted: (Y/N) N Date Received: 10/02/07

Extraction: (Type) PFEX Date Extracted: 10/04/07

Concentrated Extract Volume: 5000 (uL) Date Analyzed: 10/06/07

Injection Volume: 0.5 (uL) Dilution Factor: 1.00

GPC Cleanup: (Y/N) N pH: 7.0 Sulfur Cleanup: (Y/N) Y

CAS NO	COMPOUND	CONCENTRATION UNITS: (µg/L or µg/Kg) UG/KG	Q
12674-11-2	Aroclor 1016	37	U
11104-28-2	Aroclor 1221	74	U
11141-16-5	Aroclor 1232	37	U
53469-21-9	Aroclor 1242	37	U
12672-29-6	Aroclor 1248	37	U
11097-69-1	Aroclor 1254	37	U
11096-82-5	Aroclor 1260	37	U

PSS114 S92

U.S. EPA - CLP

1

INORGANIC ANALYSIS DATA SHEET

EPA SAMPLE NO

GPESB-7A (0.5-2)

Lab Name: H2M LABS, INC.

Lab Code: 10478 Case No. SAS No.: SDG No.: PSS114

Matrix (soil/water): SOIL Lab Sample ID: 0711443-001

Level (low/med): LOW Date Received: 10/2/2007

% Solids: 90.2

Concentration Units (ug/L or mg/kg dry weight): MG/KG

CAS No.	Analyte	Concentration	C	Q	M
7440-38-2	Arsenic	2.5			P
7440-39-3	Barium	31.5		E	P
7440-43-9	Cadmium	0.036	U		P
7440-47-3	Chromium	31.4		E	P
57-12-5	Cyanide	0.55	U		CA
7439-92-1	Lead	8.3			P
7439-97-6	Mercury	0.018	U		CV
7782-49-2	Selenium	0.27	U	N	P
7440-22-4	Silver	0.091	B	N	P

Color Before: BROWN Clarity Before: Texture: MEDIUM

Color After: YELLOW Clarity After: CLEAR Artifacts:

Comments:

Date Reported: 10/18/2007

PSS114 S93

1A

VOLATILE ORGANICS ANALYSIS DATA SHEET

EPA SAMPLE NO.

7A (5.5-6.5)

Lab Name: H2M LABS, INC. Contract: _____

Lab Code: 10478 Case No.: KEY-PSS SAS No.: _____ SDG No.: PSS114

Matrix: (soil/water) SOIL Lab Sample ID: 0711443-002A

Sample wt/vol: 5 (g/mL) G Lab File ID: 7\P37979.D

Level: (low/med) LOW Date Received: 10/02/07

% Moisture: not dec. 13.7 Date Analyzed: 10/04/07

GC Column: R-502.2 ID: .53 (mm) Dilution Factor: 1.00

Soil Extract Volume: _____ (µL) Soil Aliquot Volume _____ (µL)

CAS NO.	COMPOUND	CONCENTRATION UNITS: (µg/L or µg/Kg) UG/KG	Q
74-87-3	Chloromethane	12	U
74-83-9	Bromomethane	12	U
75-01-4	Vinyl chloride	12	U
75-00-3	Chloroethane	12	U
75-09-2	Methylene chloride	8	BJ
67-64-1	Acetone	36	
75-35-4	1,1-Dichloroethene	12	U
75-15-0	Carbon disulfide	12	U
75-34-3	1,1-Dichloroethane	12	U
540-59-0	1,2-Dichloroethene (total)	12	U
67-66-3	Chloroform	12	U
107-06-2	1,2-Dichloroethane	12	U
78-93-3	2-Butanone	9	J
71-55-6	1,1,1-Trichloroethane	12	U
56-23-5	Carbon tetrachloride	12	U
75-27-4	Bromodichloromethane	12	U
78-87-5	1,2-Dichloropropane	12	U
10061-01-5	cis-1,3-Dichloropropene	12	U
79-01-6	Trichloroethene	12	U
124-48-1	Dibromochloromethane	12	U
79-00-5	1,1,2-Trichloroethane	12	U
71-43-2	Benzene	12	U
10061-02-6	trans-1,3-Dichloropropene	12	U
75-25-2	Bromoform	12	U
108-10-1	4-Methyl-2-pentanone	12	U
591-78-6	2-Hexanone	12	U
127-18-4	Tetrachloroethene	12	U
79-34-5	1,1,2,2-Tetrachloroethane	12	U
108-88-3	Toluene	12	U
108-90-7	Chlorobenzene	12	U
100-41-4	Ethylbenzene	12	U
100-42-5	Styrene	12	U
1330-20-7	Xylene (total)	12	U

PSS114 S94

1F

VOLATILE ORGANICS ANALYSIS DATA SHEET

TENTATIVELY IDENTIFIED COMPOUNDS

EPA SAMPLE NO.

7A (5.5-6.5)

Lab Name: H2M LABS, INC. Contract: _____

Lab Code: 10478 Case No.: KEY-PSS SAS No.: _____ SDG No.: PSS114

Matrix: (soil/water) SOIL Lab Sample ID: 0711443-002A

Sample wt/vol: 5 (g/mL) G Lab File ID: 7\P37979.D

Level: (low/med) LOW Date Received: 10/02/07

% Moisture: not dec. 13.7 Date Analyzed: 10/04/07

GC Column: R-502.2 ID: .53 (mm) Dilution Factor: 1.00

Soil Extract Volume: (µl) Soil Aliquot Volume: 0 (µL)

CONCENTRATION UNITS:

Number TICs found: 2 (µg/L or µg/Kg) UG/KG

CAS NUMBER	COMPOUND NAME	RT	EST.CONC.	Q
1.	unknown siloxane (18.82)	18.82	10	JX
2.	unknown siloxane (21.35)	21.35	32	JX

PSS114 S95

1C

SEMIVOLATILE ORGANICS ANALYSIS DATA SHEET

EPA SAMPLE NO.

SB-7A(5.5-6.5)

Lab Name: H2M LABS, INC. Contract: _____

Lab Code: 10478 Case No.: KEY-PSS SAS No.: _____ SDG No.: PSS114

Matrix: (soil/water) SOIL Lab Sample ID: 0711443-002B

Sample wt/vol: 15 (g/mL) G Lab File ID: 7\N22143.D

Level: (low/med) LOW Date Received: 10/02/07

% Moisture: 13.7 Decanted:(Y/N) N Date Extracted: 10/08/07

Concentrated Extract Volume: 1000 (µL) Date Analyzed: 10/15/07

Injection Volume: 2 (µL) Dilution Factor: 1.00

GPC Cleanup: (Y/N) N pH: 7.0 Extraction: (Type) PFEX

CAS NO.	COMPOUND	CONCENTRATION UNITS: (µg/L or µg/Kg) UG/KG	Q
108-95-2	Phenol	380	U
111-44-4	Bis(2-chloroethyl)ether	380	U
95-57-8	2-Chlorophenol	380	U
541-73-1	1,3-Dichlorobenzene	380	U
106-46-7	1,4-Dichlorobenzene	380	U
95-50-1	1,2-Dichlorobenzene	380	U
95-48-7	2-Methylphenol	380	U
108-60-1	2,2'-oxybis(1-chloropropane)	380	U
106-44-5	4-Methylphenol	380	U
621-64-7	N-Nitroso-di-n-propylamine	380	U
67-72-1	Hexachloroethane	380	U
98-95-3	Nitrobenzene	380	U
78-59-1	Isophorone	380	U
88-75-5	2-Nitrophenol	380	U
105-67-9	2,4-Dimethylphenol	380	U
111-91-1	Bis(2-chloroethoxy)methane	380	U
120-83-2	2,4-Dichlorophenol	380	U
120-82-1	1,2,4-Trichlorobenzene	380	U
91-20-3	Naphthalene	380	U
106-47-8	4-Chloroaniline	380	U
87-68-3	Hexachlorobutadiene	380	U
59-50-7	4-Chloro-3-methylphenol	380	U
91-57-6	2-Methylnaphthalene	380	U
77-47-4	Hexachlorocyclopentadiene	380	U
88-06-2	2,4,6-Trichlorophenol	380	U
95-95-4	2,4,5-Trichlorophenol	960	U
91-58-7	2-Chloronaphthalene	380	U
88-74-4	2-Nitroaniline	960	U
131-11-3	Dimethylphthalate	380	U
208-96-8	Acenaphthylene	380	U
606-20-2	2,6-Dinitrotoluene	380	U
99-09-2	3-Nitroaniline	960	U
83-32-9	Acenaphthene	380	U
51-28-5	2,4-Dinitrophenol	960	U
100-02-7	4-Nitrophenol	960	U
132-64-9	Dibenzofuran	380	U

PSS114 S96

1D

SEMIVOLATILE ORGANICS ANALYSIS DATA SHEET

EPA SAMPLE NO.

SB-7A(5.5-6.5)

Lab Name: H2M LABS, INC. Contract: _____

Lab Code: 10478 Case No.: KEY-PSS SAS No.: _____ SDG No.: PSS114

Matrix: (soil/water) SOIL Lab Sample ID: 0711443-002B

Sample wt/vol: 15 (g/mL) G Lab File ID: 7\N22143.D

Level: (low/med) LOW Date Received: 10/02/07

% Moisture: 13.7 Decanted: (Y/N) N Date Extracted: 10/08/07

Concentrated Extract Volume: 1000 (µL) Date Analyzed: 10/15/07

Injection Volume: 2 (µL) Dilution Factor: 1.00

GPC Cleanup: (Y/N) N pH: 7.0 Extraction: (Type) PFEX

CAS NO.	COMPOUND	CONCENTRATION UNITS: (µg/L or µg/Kg) UG/KG	Q
121-14-2	2,4-Dinitrotoluene	380	U
84-66-2	Diethylphthalate	380	U
7005-72-3	4-Chlorophenyl-phenylether	380	U
86-73-7	Fluorene	380	U
100-01-6	4-Nitroaniline	960	U
534-52-1	4,6-Dinitro-2-methylphenol	960	U
86-30-6	N-Nitrosodiphenylamine	380	U
101-55-3	4-Bromophenyl-phenylether	380	U
118-74-1	Hexachlorobenzene	380	U
87-86-5	Pentachlorophenol	960	U
85-01-8	Phenanthrene	380	U
120-12-7	Anthracene	380	U
86-74-8	Carbazole	380	U
84-74-2	Di-n-butyl phthalate	380	U
206-44-0	Fluoranthene	380	U
129-00-0	Pyrene	380	U
85-68-7	Butyl benzyl phthalate	380	U
91-94-1	3,3'-Dichlorobenzidine	380	U
56-55-3	Benzo(a)anthracene	380	U
218-01-9	Chrysene	380	U
117-81-7	Bis(2-ethylhexyl)phthalate	380	U
117-84-0	Di-n-octyl phthalate	380	U
205-99-2	Benzo(b)fluoranthene	380	U
207-08-9	Benzo(k)fluoranthene	380	U
50-32-8	Benzo(a)pyrene	380	U
193-39-5	Indeno(1,2,3-cd)pyrene	380	U
53-70-3	Dibenzo(a,h)anthracene	380	U
191-24-2	Benzo(g,h,i)perylene	380	U

(1) Cannot be separated from Diphenylamine

PSS114 S97

1G

SEMIVOLATILE ORGANICS ANALYSIS DATA SHEET
TENTATIVELY IDENTIFIED COMPOUNDS

EPA SAMPLE NO.

SB-7A(5.5-6.5)

Lab Name: H2M LABS, INC. Contract: ____

Lab Code: 10478 Case No.: KEY-PSS SAS No.: ____ SDG No.: PSS114

Matrix: (soil/water) SOIL Lab Sample ID: 0711443-002B

Sample wt/vol: 15 (g/mL) G Lab File ID: 7N22143.D

Level: (low/med) LOW Date Received: 10/02/07

% Moisture: 13.7 Decanted:(Y/N) N Date Extracted: 10/08/07

Concentrated Extract Volume: 1000 (µl) Date Analyzed: 10/15/07

Injection Volume: 2 (µl) Dilution Factor: 1.00

GPC Cleanup: (Y/N) N pH: 7.0 Extraction: (Type) PFEX

CONCENTRATION UNITS:
(µg/L or µg/Kg) UG/KG

Number TICs found: 0

CAS NUMBER	COMPOUND NAME	RT	EST.CONC.	Q

PSS114 S98

1E

PESTICIDE ORGANICS ANALYSIS DATA SHEET

EPA SAMPLE NO.

7A (5.5-6.5)

Lab Name: H2M LABS, INC. Contract: _____

Lab Code: 10478 Case No.: KEY-PSS SAS No.: _____ SDG No.: PSS114

Matrix: (soil/water) SOIL Lab Sample ID: 0711443-002B

Sample wt/vol: 15 (g/mL) G Lab File ID: a00648.raw

% Moisture: 13.7 Decanted: (Y/N) N Date Received: 10/02/07

Extraction: (Type) PFEX Date Extracted: 10/04/07

Concentrated Extract Volume: 5000 (uL) Date Analyzed: 10/06/07

Injection Volume: 0.5 (uL) Dilution Factor: 1.00

GPC Cleanup: (Y/N) N pH: 7.0 Sulfur Cleanup: (Y/N) Y

CAS NO	COMPOUND	CONCENTRATION UNITS: (µg/L or µg/Kg) UG/KG	Q
12674-11-2	Aroclor 1016	38	U
11104-28-2	Aroclor 1221	78	U
11141-16-5	Aroclor 1232	38	U
53469-21-9	Aroclor 1242	38	U
12672-29-6	Aroclor 1248	38	U
11097-69-1	Aroclor 1254	38	U
11096-82-5	Aroclor 1260	38	U

PSS114 S99

U.S. EPA - CLP

1

INORGANIC ANALYSIS DATA SHEET

EPA SAMPLE NO

GPESB-7A (5.5-6.5)

Lab Name: H2M LABS, INC.

Lab Code: 10478 Case No. SAS No.: SDG No.: PSS114

Matrix (soil/water): SOIL Lab Sample ID: 0711443-002

Level (low/med): LOW Date Received: 10/2/2007

% Solids: 86.3

Concentration Units (ug/L or mg/kg dry weight): MG/KG

CAS No.	Analyte	Concentration	C	Q	M
7440-38-2	Arsenic	5.0			P
7440-39-3	Barium	51.8		E	P
7440-43-9	Cadmium	0.037	U		P
7440-47-3	Chromium	19.5		E	P
57-12-5	Cyanide	0.58	U		CA
7439-92-1	Lead	34.8			P
7439-97-6	Mercury	0.054			CV
7782-49-2	Selenium	0.28	U	N	P
7440-22-4	Silver	0.16	B	N	P

Color Before: BROWN Clarity Before: Texture: MEDIUM

Color After: YELLOW Clarity After: CLEAR Artifacts:

Comments:

Date Reported: 10/18/2007

PSS114 S100

1A

VOLATILE ORGANICS ANALYSIS DATA SHEET

EPA SAMPLE NO.

8WA (5-6)

Lab Name: H2M LABS, INC. Contract: _____

Lab Code: 10478 Case No.: KEY-PSS SAS No.: _____ SDG No.: PSS114

Matrix: (soil/water) SOIL Lab Sample ID: 0711443-004A

Sample wt/vol: 5 (g/mL) G Lab File ID: 7\P37981.D

Level: (low/med) LOW Date Received: 10/02/07

% Moisture: not dec. 13.5 Date Analyzed: 10/04/07

GC Column: R-502.2 ID: .53 (mm) Dilution Factor: 1.00

Soil Extract Volume: _____ (µL) Soil Aliquot Volume _____ (µL)

CAS NO.	COMPOUND	CONCENTRATION UNITS: (µg/L or µg/Kg) UG/KG	Q
74-87-3	Chloromethane	12	U
74-83-9	Bromomethane	12	U
75-01-4	Vinyl chloride	12	U
75-00-3	Chloroethane	12	U
75-09-2	Methylene chloride	7	BJ
67-64-1	Acetone	140	
75-35-4	1,1-Dichloroethene	12	U
75-15-0	Carbon disulfide	12	U
75-34-3	1,1-Dichloroethane	12	U
540-59-0	1,2-Dichloroethene (total)	12	U
67-66-3	Chloroform	12	U
107-06-2	1,2-Dichloroethane	12	U
78-93-3	2-Butanone	40	
71-55-6	1,1,1-Trichloroethane	12	U
56-23-5	Carbon tetrachloride	12	U
75-27-4	Bromodichloromethane	12	U
78-87-5	1,2-Dichloropropane	12	U
10061-01-5	cis-1,3-Dichloropropene	12	U
79-01-6	Trichloroethene	12	U
124-48-1	Dibromochloromethane	12	U
79-00-5	1,1,2-Trichloroethane	12	U
71-43-2	Benzene	12	U
10061-02-6	trans-1,3-Dichloropropene	12	U
75-25-2	Bromoform	12	U
108-10-1	4-Methyl-2-pentanone	12	U
591-78-6	2-Hexanone	12	U
127-18-4	Tetrachloroethene	12	U
79-34-5	1,1,2,2-Tetrachloroethane	12	U
108-88-3	Toluene	12	U
108-90-7	Chlorobenzene	12	U
100-41-4	Ethylbenzene	12	U
100-42-5	Styrene	12	U
1330-20-7	Xylene (total)	12	U

PSS114 S108

1F

VOLATILE ORGANICS ANALYSIS DATA SHEET

TENTATIVELY IDENTIFIED COMPOUNDS

EPA SAMPLE NO.

8WA (5-6)

Lab Name: H2M LABS, INC. Contract: _____

Lab Code: 10478 Case No.: KEY-PSS SAS No.: _____ SDG No.: PSS114

Matrix: (soil/water) SOIL Lab Sample ID: 0711443-004A

Sample wt/vol: 5 (g/mL) G Lab File ID: 7\P37981.D

Level: (low/med) LOW Date Received: 10/02/07

% Moisture: not dec. 13.5 Date Analyzed: 10/04/07

GC Column: R-502.2 ID: .53 (mm) Dilution Factor: 1.00

Soil Extract Volume: (µl) Soil Aliquot Volume: 0 (µL)

CONCENTRATION UNITS:

Number TICs found: 2 (µg/L or µg/Kg) UG/KG

CAS NUMBER	COMPOUND NAME	RT	EST.CONC.	Q
1.	unknown siloxane (18.81)	18.81	11	JX
2.	unknown siloxane (21.35)	21.35	27	JX

PSS114 S109

1C

SEMIVOLATILE ORGANICS ANALYSIS DATA SHEET

EPA SAMPLE NO.

SB-8WA(5-6)

Lab Name: H2M LABS, INC. Contract: _____

Lab Code: 10478 Case No.: KEY-PSS SAS No.: _____ SDG No.: PSS114

Matrix: (soil/water) SOIL Lab Sample ID: 0711443-004B

Sample wt/vol: 15 (g/mL) G Lab File ID: 7\N22144.D

Level: (low/med) LOW Date Received: 10/02/07

% Moisture: 13.5 Decanted: (Y/N) N Date Extracted: 10/08/07

Concentrated Extract Volume: 1000 (µL) Date Analyzed: 10/15/07

Injection Volume: 2 (µL) Dilution Factor: 1.00

GPC Cleanup: (Y/N) N pH: 7.0 Extraction: (Type) PFEX

CAS NO.	COMPOUND	CONCENTRATION UNITS: (µg/L or µg/Kg) UG/KG	Q
108-95-2	Phenol	380	U
111-44-4	Bis(2-chloroethyl)ether	380	U
95-57-8	2-Chlorophenol	380	U
541-73-1	1,3-Dichlorobenzene	380	U
106-46-7	1,4-Dichlorobenzene	380	U
95-50-1	1,2-Dichlorobenzene	380	U
95-48-7	2-Methylphenol	380	U
108-60-1	2,2'-oxybis(1-chloropropane)	380	U
106-44-5	4-Methylphenol	380	U
621-64-7	N-Nitroso-di-n-propylamine	380	U
67-72-1	Hexachloroethane	380	U
98-95-3	Nitrobenzene	380	U
78-59-1	Isophorone	380	U
88-75-5	2-Nitrophenol	380	U
105-67-9	2,4-Dimethylphenol	380	U
111-91-1	Bis(2-chloroethoxy)methane	380	U
120-83-2	2,4-Dichlorophenol	380	U
120-82-1	1,2,4-Trichlorobenzene	380	U
91-20-3	Naphthalene	380	U
106-47-8	4-Chloroaniline	380	U
87-68-3	Hexachlorobutadiene	380	U
59-50-7	4-Chloro-3-methylphenol	380	U
91-57-6	2-Methylnaphthalene	380	U
77-47-4	Hexachlorocyclopentadiene	380	U
88-06-2	2,4,6-Trichlorophenol	380	U
95-95-4	2,4,5-Trichlorophenol	960	U
91-58-7	2-Chloronaphthalene	380	U
88-74-4	2-Nitroaniline	960	U
131-11-3	Dimethylphthalate	380	U
208-96-8	Acenaphthylene	380	U
606-20-2	2,6-Dinitrotoluene	380	U
99-09-2	3-Nitroaniline	960	U
83-32-9	Acenaphthene	380	U
51-28-5	2,4-Dinitrophenol	960	U
100-02-7	4-Nitrophenol	960	U
132-64-9	Dibenzofuran	380	U

PSS114 S110

1D

SEMIVOLATILE ORGANICS ANALYSIS DATA SHEET

EPA SAMPLE NO.

SB-8WA(5-6)

Lab Name: H2M LABS, INC. Contract: _____

Lab Code: 10478 Case No.: KEY-PSS SAS No.: _____ SDG No.: PSS114

Matrix: (soil/water) SOIL Lab Sample ID: 0711443-004B

Sample wt/vol: 15 (g/mL) G Lab File ID: 7\N22144.D

Level: (low/med) LOW Date Received: 10/02/07

% Moisture: 13.5 Decanted: (Y/N) N Date Extracted: 10/08/07

Concentrated Extract Volume: 1000 (µL) Date Analyzed: 10/15/07

Injection Volume: 2 (µL) Dilution Factor: 1.00

GPC Cleanup: (Y/N) N pH: 7.0 Extraction: (Type) PFEX

CAS NO.	COMPOUND	CONCENTRATION UNITS: (µg/L or µg/Kg) UG/KG	Q
121-14-2	2,4-Dinitrotoluene	380	U
84-66-2	Diethylphthalate	380	U
7005-72-3	4-Chlorophenyl-phenylether	380	U
86-73-7	Fluorene	380	U
100-01-6	4-Nitroaniline	960	U
534-52-1	4,6-Dinitro-2-methylphenol	960	U
86-30-6	N-Nitrosodiphenylamine	380	U
101-55-3	4-Bromophenyl-phenylether	380	U
118-74-1	Hexachlorobenzene	380	U
87-86-5	Pentachlorophenol	960	U
85-01-8	Phenanthrene	380	U
120-12-7	Anthracene	380	U
86-74-8	Carbazole	380	U
84-74-2	Di-n-butyl phthalate	380	U
206-44-0	Fluoranthene	380	U
129-00-0	Pyrene	380	U
85-68-7	Butyl benzyl phthalate	380	U
91-94-1	3,3'-Dichlorobenzidine	380	U
56-55-3	Benzo(a)anthracene	380	U
218-01-9	Chrysene	380	U
117-81-7	Bis(2-ethylhexyl)phthalate	380	U
117-84-0	Di-n-octyl phthalate	380	U
205-99-2	Benzo(b)fluoranthene	380	U
207-08-9	Benzo(k)fluoranthene	380	U
50-32-8	Benzo(a)pyrene	380	U
193-39-5	Indeno(1,2,3-cd)pyrene	380	U
53-70-3	Dibenzo(a,h)anthracene	380	U
191-24-2	Benzo(g,h,i)perylene	380	U

(1) Cannot be separated from Diphenylamine

PSS114 S111

1G

SEMIVOLATILE ORGANICS ANALYSIS DATA SHEET
TENTATIVELY IDENTIFIED COMPOUNDS

EPA SAMPLE NO.

SB-8WA(5-6)

Lab Name: H2M LABS, INC. Contract: ____

Lab Code: 10478 Case No.: KEY-PSS SAS No.: ____ SDG No.: PSS114

Matrix: (soil/water) SOIL Lab Sample ID: 0711443-004B

Sample wt/vol: 15 (g/mL) G Lab File ID: 7N22144.D

Level: (low/med) LOW Date Received: 10/02/07

% Moisture: 13.5 Decanted:(Y/N) N Date Extracted: 10/08/07

Concentrated Extract Volume: 1000 (µl) Date Analyzed: 10/15/07

Injection Volume: 2 (µl) Dilution Factor: 1.00

GPC Cleanup: (Y/N) N pH: 7.0 Extraction: (Type) PFEX

CONCENTRATION UNITS:
(µg/L or µg/Kg) UG/KG

Number TICs found: 0

CAS NUMBER	COMPOUND NAME	RT	EST.CONC.	Q

PSS114 S112

1E

PESTICIDE ORGANICS ANALYSIS DATA SHEET

EPA SAMPLE NO.

8WA (5-6)

Lab Name: H2M LABS, INC. Contract: _____

Lab Code: 10478 Case No.: KEY-PSS SAS No.: _____ SDG No.: PSS114

Matrix: (soil/water) SOIL Lab Sample ID: 0711443-004B

Sample wt/vol: 15 (g/mL) G Lab File ID: a00650.raw

% Moisture: 13.5 Decanted: (Y/N) N Date Received: 10/02/07

Extraction: (Type) PFEX Date Extracted: 10/04/07

Concentrated Extract Volume: 5000 (uL) Date Analyzed: 10/06/07

Injection Volume: 0.5 (uL) Dilution Factor: 1.00

GPC Cleanup: (Y/N) N pH: 6.0 Sulfur Cleanup: (Y/N) Y

CAS NO	COMPOUND	CONCENTRATION UNITS: (µg/L or µg/Kg) UG/KG	Q
12674-11-2	Aroclor 1016	38	U
11104-28-2	Aroclor 1221	77	U
11141-16-5	Aroclor 1232	38	U
53469-21-9	Aroclor 1242	38	U
12672-29-6	Aroclor 1248	38	U
11097-69-1	Aroclor 1254	38	U
11096-82-5	Aroclor 1260	38	U

PSS114 S113

U.S. EPA - CLP

1

INORGANIC ANALYSIS DATA SHEET

EPA SAMPLE NO

GPESB-8WA (5-6)

Lab Name: H2M LABS, INC.

Lab Code: 10478 Case No. SAS No.: SDG No.: PSS114

Matrix (soil/water): SOIL Lab Sample ID: 0711443-004

Level (low/med): LOW Date Received: 10/2/2007

% Solids: 86.5

Concentration Units (ug/L or mg/kg dry weight): MG/KG

CAS No.	Analyte	Concentration	C	Q	M
7440-38-2	Arsenic	3.2			P
7440-39-3	Barium	36.7		E	P
7440-43-9	Cadmium	0.037	U		P
7440-47-3	Chromium	25.8		E	P
57-12-5	Cyanide	0.58	U		CA
7439-92-1	Lead	16.3			P
7439-97-6	Mercury	0.12			CV
7782-49-2	Selenium	0.28	U	N	P
7440-22-4	Silver	0.12	B	N	P

Color Before: BROWN Clarity Before: Texture: MEDIUM

Color After: YELLOW Clarity After: CLEAR Artifacts:

Comments:

Date Reported: 10/18/2007

PSS114 S114

1A

VOLATILE ORGANICS ANALYSIS DATA SHEET

EPA SAMPLE NO.

8WA (15.5-16)

Lab Name: H2M LABS, INC. Contract: _____

Lab Code: 10478 Case No.: KEY-PSS SAS No.: _____ SDG No.: PSS114

Matrix: (soil/water) SOIL Lab Sample ID: 0711443-005A

Sample wt/vol: 5 (g/mL) G Lab File ID: 7\P37982.D

Level: (low/med) LOW Date Received: 10/02/07

% Moisture: not dec. 22.3 Date Analyzed: 10/04/07

GC Column: R-502.2 ID: .53 (mm) Dilution Factor: 1.00

Soil Extract Volume: _____ (µL) Soil Aliquot Volume _____ (µL)

CAS NO.	COMPOUND	CONCENTRATION UNITS: (µg/L or µg/Kg) UG/KG	Q
74-87-3	Chloromethane	13	U
74-83-9	Bromomethane	13	U
75-01-4	Vinyl chloride	13	U
75-00-3	Chloroethane	13	U
75-09-2	Methylene chloride	8	BJ
67-64-1	Acetone	13	U
75-35-4	1,1-Dichloroethene	13	U
75-15-0	Carbon disulfide	13	U
75-34-3	1,1-Dichloroethane	13	U
540-59-0	1,2-Dichloroethene (total)	13	U
67-66-3	Chloroform	13	U
107-06-2	1,2-Dichloroethane	13	U
78-93-3	2-Butanone	13	U
71-55-6	1,1,1-Trichloroethane	13	U
56-23-5	Carbon tetrachloride	13	U
75-27-4	Bromodichloromethane	13	U
78-87-5	1,2-Dichloropropane	13	U
10061-01-5	cis-1,3-Dichloropropene	13	U
79-01-6	Trichloroethene	13	U
124-48-1	Dibromochloromethane	13	U
79-00-5	1,1,2-Trichloroethane	13	U
71-43-2	Benzene	13	U
10061-02-6	trans-1,3-Dichloropropene	13	U
75-25-2	Bromoform	13	U
108-10-1	4-Methyl-2-pentanone	13	U
591-78-6	2-Hexanone	13	U
127-18-4	Tetrachloroethene	13	U
79-34-5	1,1,2,2-Tetrachloroethane	13	U
108-88-3	Toluene	13	U
108-90-7	Chlorobenzene	13	U
100-41-4	Ethylbenzene	13	U
100-42-5	Styrene	13	U
1330-20-7	Xylene (total)	13	U

PSS114 S115

1F

VOLATILE ORGANICS ANALYSIS DATA SHEET

TENTATIVELY IDENTIFIED COMPOUNDS

EPA SAMPLE NO.

8WA (15.5-16)

Contract: _____

Lab Name: H2M LABS, INC.

Lab Code: 10478 Case No.: KEY-PSS SAS No.: _____ SDG No.: PSS114

Matrix: (soil/water) SOIL Lab Sample ID: 0711443-005A

Sample wt/vol: 5 (g/mL) G Lab File ID: 7\P37982.D

Level: (low/med) LOW Date Received: 10/02/07

% Moisture: not dec. 22.3 Date Analyzed: 10/04/07

GC Column: R-502.2 ID: .53 (mm) Dilution Factor: 1.00

Soil Extract Volume: (µl) Soil Aliquot Volume: 0 (µL)

CONCENTRATION UNITS:

(µg/L or µg/Kg) UG/KG

Number TICs found: 2

CAS NUMBER	COMPOUND NAME	RT	EST.CONC.	Q
1.	unknown siloxane (18.81)	18.81	8	JX
2.	unknown siloxane (21.34)	21.34	16	BJX

1C

SEMIVOLATILE ORGANICS ANALYSIS DATA SHEET

EPA SAMPLE NO.

SB-8WA(15.5-16)

Lab Name: H2M LABS, INC. Contract: _____

Lab Code: 10478 Case No.: KEY-PSS SAS No.: _____ SDG No.: PSS114

Matrix: (soil/water) SOIL Lab Sample ID: 0711443-005B

Sample wt/vol: 15 (g/mL) G Lab File ID: 7\N22147.D

Level: (low/med) LOW Date Received: 10/02/07

% Moisture: 22.3 Decanted: (Y/N) N Date Extracted: 10/08/07

Concentrated Extract Volume: 1000 (µL) Date Analyzed: 10/15/07

Injection Volume: 2 (µL) Dilution Factor: 1.00

GPC Cleanup: (Y/N) N pH: 7.0 Extraction: (Type) PFEX

CAS NO.	COMPOUND	CONCENTRATION UNITS: (µg/L or µg/Kg) UG/KG	Q
108-95-2	Phenol	420	U
111-44-4	Bis(2-chloroethyl)ether	420	U
95-57-8	2-Chlorophenol	420	U
541-73-1	1,3-Dichlorobenzene	420	U
106-46-7	1,4-Dichlorobenzene	420	U
95-50-1	1,2-Dichlorobenzene	420	U
95-48-7	2-Methylphenol	420	U
108-60-1	2,2'-oxybis(1-chloropropane)	420	U
106-44-5	4-Methylphenol	420	U
621-64-7	N-Nitroso-di-n-propylamine	420	U
67-72-1	Hexachloroethane	420	U
98-95-3	Nitrobenzene	420	U
78-59-1	Isophorone	420	U
88-75-5	2-Nitrophenol	420	U
105-67-9	2,4-Dimethylphenol	420	U
111-91-1	Bis(2-chloroethoxy)methane	420	U
120-83-2	2,4-Dichlorophenol	420	U
120-82-1	1,2,4-Trichlorobenzene	420	U
91-20-3	Naphthalene	310	J
106-47-8	4-Chloroaniline	420	U
87-68-3	Hexachlorobutadiene	420	U
59-50-7	4-Chloro-3-methylphenol	420	U
91-57-6	2-Methylnaphthalene	820	
77-47-4	Hexachlorocyclopentadiene	420	U
88-06-2	2,4,6-Trichlorophenol	420	U
95-95-4	2,4,5-Trichlorophenol	1100	U
91-58-7	2-Chloronaphthalene	420	U
88-74-4	2-Nitroaniline	1100	U
131-11-3	Dimethylphthalate	420	U
208-96-8	Acenaphthylene	420	U
606-20-2	2,6-Dinitrotoluene	420	U
99-09-2	3-Nitroaniline	1100	U
83-32-9	Acenaphthene	1900	
51-28-5	2,4-Dinitrophenol	1100	U
100-02-7	4-Nitrophenol	1100	U
132-64-9	Dibenzofuran	1100	

PSS114 S117

1D

SEMIVOLATILE ORGANICS ANALYSIS DATA SHEET

EPA SAMPLE NO.

SB-8WA(15.5-16)

Lab Name: H2M LABS, INC. Contract: _____

Lab Code: 10478 Case No.: KEY-PSS SAS No.: _____ SDG No.: PSS114

Matrix: (soil/water) SOIL Lab Sample ID: 0711443-005B

Sample wt/vol: 15 (g/mL) G Lab File ID: 7\N22147.D

Level: (low/med) LOW Date Received: 10/02/07

% Moisture: 22.3 Decanted:(Y/N) N Date Extracted: 10/08/07

Concentrated Extract Volume: 1000 (µL) Date Analyzed: 10/15/07

Injection Volume: 2 (µL) Dilution Factor: 1.00

GPC Cleanup: (Y/N) N pH: 7.0 Extraction: (Type) PFEX

CAS NO.	COMPOUND	CONCENTRATION UNITS: (µg/L or µg/Kg) UG/KG	Q
121-14-2	2,4-Dinitrotoluene	420	U
84-66-2	Diethylphthalate	420	U
7005-72-3	4-Chlorophenyl-phenylether	420	U
86-73-7	Fluorene	1100	
100-01-6	4-Nitroaniline	1100	U
534-52-1	4,6-Dinitro-2-methylphenol	1100	U
86-30-6	N-Nitrosodiphenylamine	420	U
101-55-3	4-Bromophenyl-phenylether	420	U
118-74-1	Hexachlorobenzene	420	U
87-86-5	Pentachlorophenol	1100	U
85-01-8	Phenanthrene	3300	
120-12-7	Anthracene	340	J
86-74-8	Carbazole	1000	
84-74-2	Di-n-butyl phthalate	420	U
206-44-0	Fluoranthene	560	
129-00-0	Pyrene	420	
85-68-7	Butyl benzyl phthalate	420	U
91-94-1	3,3'-Dichlorobenzidine	420	U
56-55-3	Benzo(a)anthracene	420	U
218-01-9	Chrysene	420	U
117-81-7	Bis(2-ethylhexyl)phthalate	420	U
117-84-0	Di-n-octyl phthalate	420	U
205-99-2	Benzo(b)fluoranthene	420	U
207-08-9	Benzo(k)fluoranthene	420	U
50-32-8	Benzo(a)pyrene	420	U
193-39-5	Indeno(1,2,3-cd)pyrene	420	U
53-70-3	Dibenzo(a,h)anthracene	420	U
191-24-2	Benzo(g,h,i)perylene	420	U

(1) Cannot be separated from Diphenylamine

PSS114 S118

1G

SEMIVOLATILE ORGANICS ANALYSIS DATA SHEET
TENTATIVELY IDENTIFIED COMPOUNDS

EPA SAMPLE NO.

SB-8WA(15.5-16)

Lab Name: H2M LABS, INC. Contract: ____

Lab Code: 10478 Case No.: KEY-PSS SAS No.: ____ SDG No.: PSS114

Matrix: (soil/water) SOIL Lab Sample ID: 0711443-005B

Sample wt/vol: 15 (g/mL) G Lab File ID: 7\N22147.D

Level: (low/med) LOW Date Received: 10/02/07

% Moisture: 22.3 Decanted:(Y/N) N Date Extracted: 10/08/07

Concentrated Extract Volume: 1000 (µl) Date Analyzed: 10/15/07

Injection Volume: 2 (µl) Dilution Factor: 1.00

GPC Cleanup: (Y/N) N pH: 7.0 Extraction: (Type) PFEX

CONCENTRATION UNITS:
(µg/L or µg/Kg) UG/KG

Number TICs found: 7

CAS NUMBER	COMPOUND NAME	RT	EST.CONC.	Q
1. 000090-12-0	Naphthalene, 1-methyl-	8.88	730	JN
2.	dimethyl naphthalene isomer (9.86)	9.86	240	J
3.	dimethyl naphthalene isomer (10.01)	10.01	280	J
4.	dimethyl naphthalene isomer (10.06)	10.06	180	J
5. 000132-65-0	Dibenzothiophene	13.17	210	JN
6.	substituted PNA (14.08)	14.08	240	J
7.	substituted PNA (15.22)	15.22	180	J

PSS114 S119

1E

PESTICIDE ORGANICS ANALYSIS DATA SHEET

EPA SAMPLE NO.

8WA (15.5-16)

Lab Name: H2M LABS, INC. Contract: _____

Lab Code: 10478 Case No.: KEY-PSS SAS No.: _____ SDG No.: PSS114

Matrix: (soil/water) SOIL Lab Sample ID: 0711443-005B

Sample wt/vol: 15 (g/mL) G Lab File ID: a00651.raw

% Moisture: 22.3 Decanted: (Y/N) N Date Received: 10/02/07

Extraction: (Type) PFEX Date Extracted: 10/04/07

Concentrated Extract Volume: 5000 (uL) Date Analyzed: 10/06/07

Injection Volume: 0.5 (uL) Dilution Factor: 1.00

GPC Cleanup: (Y/N) N pH: 7.0 Sulfur Cleanup: (Y/N) Y

CAS NO	COMPOUND	CONCENTRATION UNITS: (µg/L or µg/Kg) UG/KG	Q
12674-11-2	Aroclor 1016	42	U
11104-28-2	Aroclor 1221	86	U
11141-16-5	Aroclor 1232	42	U
53469-21-9	Aroclor 1242	42	U
12672-29-6	Aroclor 1248	42	U
11097-69-1	Aroclor 1254	42	U
11096-82-5	Aroclor 1260	42	U

U.S. EPA - CLP

1

INORGANIC ANALYSIS DATA SHEET

EPA SAMPLE NO

GPESB-8WA (15.5-16)

Lab Name: H2M LABS, INC.

Lab Code: 10478 Case No. SAS No.: SDG No.: PSS114

Matrix (soil/water): SOIL Lab Sample ID: 0711443-005

Level (low/med): LOW Date Received: 10/2/2007

% Solids: 77.7

Concentration Units (ug/L or mg/kg dry weight): MG/KG

CAS No.	Analyte	Concentration	C	Q	M
7440-38-2	Arsenic	5.2			P
7440-39-3	Barium	97.4		E	P
7440-43-9	Cadmium	0.042	U		P
7440-47-3	Chromium	67.7		E	P
57-12-5	Cyanide	13.1			CA
7439-92-1	Lead	677			P
7439-97-6	Mercury	0.62			CV
7782-49-2	Selenium	0.31	U	N	P
7440-22-4	Silver	0.26	B	N	P

Color Before: BROWN Clarity Before: Texture: MEDIUM

Color After: YELLOW Clarity After: CLEAR Artifacts:

Comments:

Date Reported: 10/18/2007

PSS114 S121

FORM I - IN

ILM04.1

1A

VOLATILE ORGANICS ANALYSIS DATA SHEET

EPA SAMPLE NO.

8WA (21.5-22.5)

Lab Name: H2M LABS, INC. Contract: _____

Lab Code: 10478 Case No.: KEY-PSS SAS No.: _____ SDG No.: PSS114

Matrix: (soil/water) SOIL Lab Sample ID: 0711443-006A

Sample wt/vol: 5 (g/mL) G Lab File ID: 7\P37983.D

Level: (low/med) LOW Date Received: 10/02/07

% Moisture: not dec. 57.6 Date Analyzed: 10/04/07

GC Column: R-502.2 ID: .53 (mm) Dilution Factor: 1.00

Soil Extract Volume: _____ (µL) Soil Aliquot Volume _____ (µL)

CONCENTRATION UNITS:

CAS NO.	COMPOUND	(µg/L or µg/Kg) UG/KG	Q
74-87-3	Chloromethane	24	U
74-83-9	Bromomethane	24	U
75-01-4	Vinyl chloride	24	U
75-00-3	Chloroethane	24	U
75-09-2	Methylene chloride	19	BJ
67-64-1	Acetone	310	
75-35-4	1,1-Dichloroethene	24	U
75-15-0	Carbon disulfide	5	J
75-34-3	1,1-Dichloroethane	24	U
540-59-0	1,2-Dichloroethene (total)	24	U
67-66-3	Chloroform	24	U
107-06-2	1,2-Dichloroethane	24	U
78-93-3	2-Butanone	95	
71-55-6	1,1,1-Trichloroethane	24	U
56-23-5	Carbon tetrachloride	24	U
75-27-4	Bromodichloromethane	24	U
78-87-5	1,2-Dichloropropane	24	U
10061-01-5	cis-1,3-Dichloropropene	24	U
79-01-6	Trichloroethene	24	U
124-48-1	Dibromochloromethane	24	U
79-00-5	1,1,2-Trichloroethane	24	U
71-43-2	Benzene	24	U
10061-02-6	trans-1,3-Dichloropropene	24	U
75-25-2	Bromoform	24	U
108-10-1	4-Methyl-2-pentanone	24	U
591-78-6	2-Hexanone	24	U
127-18-4	Tetrachloroethene	24	U
79-34-5	1,1,2,2-Tetrachloroethane	24	U
108-88-3	Toluene	24	U
108-90-7	Chlorobenzene	24	U
100-41-4	Ethylbenzene	24	U
100-42-5	Styrene	24	U
1330-20-7	Xylene (total)	8	J

PSS114 S122

1F

VOLATILE ORGANICS ANALYSIS DATA SHEET

TENTATIVELY IDENTIFIED COMPOUNDS

EPA SAMPLE NO.

8WA (21.5-22.5)

Lab Name: H2M LABS, INC. Contract: _____

Lab Code: 10478 Case No.: KEY-PSS SAS No.: _____ SDG No.: PSS114

Matrix: (soil/water) SOIL Lab Sample ID: 0711443-006A

Sample wt/vol: 5 (g/mL) G Lab File ID: 7\P37983.D

Level: (low/med) LOW Date Received: 10/02/07

% Moisture: not dec. 57.6 Date Analyzed: 10/04/07

GC Column: R-502.2 ID: .53 (mm) Dilution Factor: 1.00

Soil Extract Volume: (µl) Soil Aliquot Volume: 0 (µL)

CONCENTRATION UNITS:

Number TICs found: 8 (µg/L or µg/Kg) UG/KG

CAS NUMBER	COMPOUND NAME	RT	EST.CONC.	Q
1.	c3-subs_benzene (18.43)	18.43	58	J
2.	c4-subs_benzene (19.49)	19.49	63	J
3.	c3-subs_benzene (19.77)	19.77	240	J
4.	c4-subs_benzene (20.68)	20.68	71	J
5.	c4-subs_benzene (20.79)	20.79	77	J
6.	c4-subs_benzene (21.35)	21.35	61	J
7.	unknown	22.35	64	J
8. 000090-12-0	Naphthalene, 1-methyl-	24.86	370	JN

PSS114 S123

1C

SEMIVOLATILE ORGANICS ANALYSIS DATA SHEET

EPA SAMPLE NO.

SB-8WA(21.5-22.5)

Lab Name: H2M LABS, INC. Contract: _____

Lab Code: 10478 Case No.: KEY-PSS SAS No.: _____ SDG No.: PSS114

Matrix: (soil/water) SOIL Lab Sample ID: 0711443-006B

Sample wt/vol: 15 (g/mL) G Lab File ID: 7\N22145.D

Level: (low/med) LOW Date Received: 10/02/07

% Moisture: 57.6 Decanted:(Y/N) N Date Extracted: 10/08/07

Concentrated Extract Volume: 1000 (µL) Date Analyzed: 10/15/07

Injection Volume: 2 (µL) Dilution Factor: 1.00

GPC Cleanup: (Y/N) N pH: 7.0 Extraction: (Type) PFEX

CONCENTRATION UNITS:

CAS NO.	COMPOUND	(µg/L or µg/Kg) UG/KG	Q
108-95-2	Phenol	780	U
111-44-4	Bis(2-chloroethyl)ether	780	U
95-57-8	2-Chlorophenol	780	U
541-73-1	1,3-Dichlorobenzene	780	U
106-46-7	1,4-Dichlorobenzene	780	U
95-50-1	1,2-Dichlorobenzene	780	U
95-48-7	2-Methylphenol	780	U
108-60-1	2,2'-oxybis(1-chloropropane)	780	U
106-44-5	4-Methylphenol	780	U
621-64-7	N-Nitroso-di-n-propylamine	780	U
67-72-1	Hexachloroethane	780	U
98-95-3	Nitrobenzene	780	U
78-59-1	Isophorone	780	U
88-75-5	2-Nitrophenol	780	U
105-67-9	2,4-Dimethylphenol	780	U
111-91-1	Bis(2-chloroethoxy)methane	780	U
120-83-2	2,4-Dichlorophenol	780	U
120-82-1	1,2,4-Trichlorobenzene	780	U
91-20-3	Naphthalene	780	U
106-47-8	4-Chloroaniline	780	U
87-68-3	Hexachlorobutadiene	780	U
59-50-7	4-Chloro-3-methylphenol	780	U
91-57-6	2-Methylnaphthalene	780	U
77-47-4	Hexachlorocyclopentadiene	780	U
88-06-2	2,4,6-Trichlorophenol	780	U
95-95-4	2,4,5-Trichlorophenol	2000	U
91-58-7	2-Chloronaphthalene	780	U
88-74-4	2-Nitroaniline	2000	U
131-11-3	Dimethylphthalate	780	U
208-96-8	Acenaphthylene	780	U
606-20-2	2,6-Dinitrotoluene	780	U
99-09-2	3-Nitroaniline	2000	U
83-32-9	Acenaphthene	780	U
51-28-5	2,4-Dinitrophenol	2000	U
100-02-7	4-Nitrophenol	2000	U
132-64-9	Dibenzofuran	780	U

PSS114 S124

1D

SEMIVOLATILE ORGANICS ANALYSIS DATA SHEET

EPA SAMPLE NO.

SB-8WA(21.5-22.5)

Lab Name: H2M LABS, INC. Contract: _____

Lab Code: 10478 Case No.: KEY-PSS SAS No.: _____ SDG No.: PSS114

Matrix: (soil/water) SOIL Lab Sample ID: 0711443-006B

Sample wt/vol: 15 (g/mL) G Lab File ID: 7\N22145.D

Level: (low/med) LOW Date Received: 10/02/07

% Moisture: 57.6 Decanted: (Y/N) N Date Extracted: 10/08/07

Concentrated Extract Volume: 1000 (µL) Date Analyzed: 10/15/07

Injection Volume: 2 (µL) Dilution Factor: 1.00

GPC Cleanup: (Y/N) N pH: 7.0 Extraction: (Type) PFEX

CAS NO.	COMPOUND	CONCENTRATION UNITS: (µg/L or µg/Kg) UG/KG	Q
121-14-2	2,4-Dinitrotoluene	780	U
84-66-2	Diethylphthalate	780	U
7005-72-3	4-Chlorophenyl-phenylether	780	U
86-73-7	Fluorene	780	U
100-01-6	4-Nitroaniline	2000	U
534-52-1	4,6-Dinitro-2-methylphenol	2000	U
86-30-6	N-Nitrosodiphenylamine	780	U
101-55-3	4-Bromophenyl-phenylether	780	U
118-74-1	Hexachlorobenzene	780	U
87-86-5	Pentachlorophenol	2000	U
85-01-8	Phenanthrene	780	U
120-12-7	Anthracene	780	U
86-74-8	Carbazole	780	U
84-74-2	Di-n-butyl phthalate	780	U
206-44-0	Fluoranthene	780	U
129-00-0	Pyrene	780	U
85-68-7	Butyl benzyl phthalate	780	U
91-94-1	3,3'-Dichlorobenzidine	780	U
56-55-3	Benzo(a)anthracene	780	U
218-01-9	Chrysene	780	U
117-81-7	Bis(2-ethylhexyl)phthalate	780	U
117-84-0	Di-n-octyl phthalate	780	U
205-99-2	Benzo(b)fluoranthene	780	U
207-08-9	Benzo(k)fluoranthene	780	U
50-32-8	Benzo(a)pyrene	780	U
193-39-5	Indeno(1,2,3-cd)pyrene	780	U
53-70-3	Dibenzo(a,h)anthracene	780	U
191-24-2	Benzo(g,h,i)perylene	780	U

(1) Cannot be separated from Diphenylamine

PSS114 S125

1G

SEMIVOLATILE ORGANICS ANALYSIS DATA SHEET
TENTATIVELY IDENTIFIED COMPOUNDS

EPA SAMPLE NO.

SB-8WA(21.5-22.5)

Lab Name: H2M LABS, INC. Contract: ____

Lab Code: 10478 Case No.: KEY-PSS SAS No.: ____ SDG No.: PSS114

Matrix: (soil/water) SOIL Lab Sample ID: 0711443-006B

Sample wt/vol: 15 (g/mL) G Lab File ID: 7\N22145.D

Level: (low/med) LOW Date Received: 10/02/07

% Moisture: 57.6 Decanted:(Y/N) N Date Extracted: 10/08/07

Concentrated Extract Volume: 1000 (µl) Date Analyzed: 10/15/07

Injection Volume: 2 (µl) Dilution Factor: 1.00

GPC Cleanup: (Y/N) N pH: 7.0 Extraction: (Type) PFEX

CONCENTRATION UNITS:
(µg/L or µg/Kg) UG/KG

Number TICs found: 4

CAS NUMBER	COMPOUND NAME	RT	EST.CONC.	Q
1.	unknown (15.86)	15.86	470	J
2.	(DEL) Alkane: Straight-Chain	16.43	360	J
3.	unknown (19.53)	19.53	820	J
4.	unknown (19.99)	19.99	470	J
5.	unknown (21.45)	21.45	360	J

PSS114 S126

1E

PESTICIDE ORGANICS ANALYSIS DATA SHEET

EPA SAMPLE NO.

8WA (21.5-22.5)

Lab Name: H2M LABS, INC. Contract: _____

Lab Code: 10478 Case No.: KEY-PSS SAS No.: _____ SDG No.: PSS114

Matrix: (soil/water) SOIL Lab Sample ID: 0711443-006B

Sample wt/vol: 15 (g/mL) G Lab File ID: a00652.raw

% Moisture: 57.6 Decanted: (Y/N) N Date Received: 10/02/07

Extraction: (Type) PFEX Date Extracted: 10/04/07

Concentrated Extract Volume: 5000 (uL) Date Analyzed: 10/06/07

Injection Volume: 0.5 (uL) Dilution Factor: 1.00

GPC Cleanup: (Y/N) N pH: 7.0 Sulfur Cleanup: (Y/N) Y

CAS NO	COMPOUND	CONCENTRATION UNITS: (µg/L or µg/Kg) UG/KG	Q
12674-11-2	Aroclor 1016	78	U
11104-28-2	Aroclor 1221	160	U
11141-16-5	Aroclor 1232	78	U
53469-21-9	Aroclor 1242	78	U
12672-29-6	Aroclor 1248	78	U
11097-69-1	Aroclor 1254	78	U
11096-82-5	Aroclor 1260	78	U

PSS114 S127

U.S. EPA - CLP

1

INORGANIC ANALYSIS DATA SHEET

EPA SAMPLE NO

GPESB-8WA (21.5-22.5)

Lab Name: H2M LABS, INC.

Lab Code: 10478 Case No. SAS No.: SDG No.: PSS114

Matrix (soil/water): SOIL Lab Sample ID: 0711443-006

Level (low/med): LOW Date Received: 10/2/2007

% Solids: 42.4

Concentration Units (ug/L or mg/kg dry weight): MG/KG

CAS No.	Analyte	Concentration	C	Q	M
7440-38-2	Arsenic	3.7			P
7440-39-3	Barium	238		E	P
7440-43-9	Cadmium	0.52	B		P
7440-47-3	Chromium	30.5		E	P
57-12-5	Cyanide	1.2	U		CA
7439-92-1	Lead	7.6			P
7439-97-6	Mercury	0.051	B		CV
7782-49-2	Selenium	0.69	B	N	P
7440-22-4	Silver	0.20	B	N	P

Color Before: BROWN Clarity Before: Texture: MEDIUM

Color After: YELLOW Clarity After: CLEAR Artifacts:

Comments:

Date Reported: 10/18/2007

PSS114 S128

1A

VOLATILE ORGANICS ANALYSIS DATA SHEET

EPA SAMPLE NO.

TB100207

Lab Name: H2M LABS, INC. Contract: _____

Lab Code: 10478 Case No.: KEY-PSS SAS No.: _____ SDG No.: PSS114

Matrix: (soil/water) WATER Lab Sample ID: 0711443-007A

Sample wt/vol: 5 (g/mL) ML Lab File ID: A\A56332.D

Level: (low/med) LOW Date Received: 10/02/07

% Moisture: not dec. Date Analyzed: 10/07/07

GC Column: ZB-624 ID: .18 (mm) Dilution Factor: 1.00

Soil Extract Volume: _____ (µL) Soil Aliquot Volume _____ (µL)

CONCENTRATION UNITS:

CAS NO.	COMPOUND	(µg/L or µg/Kg) UG/L	Q
74-87-3	Chloromethane	10	U
74-83-9	Bromomethane	10	U
75-01-4	Vinyl chloride	10	U
75-00-3	Chloroethane	10	U
75-09-2	Methylene chloride	10	U
67-64-1	Acetone	10	U
75-35-4	1,1-Dichloroethene	10	U
75-15-0	Carbon disulfide	10	U
75-34-3	1,1-Dichloroethane	10	U
540-59-0	1,2-Dichloroethene (total)	10	U
67-66-3	Chloroform	10	U
107-06-2	1,2-Dichloroethane	10	U
78-93-3	2-Butanone	10	U
71-55-6	1,1,1-Trichloroethane	10	U
56-23-5	Carbon tetrachloride	10	U
75-27-4	Bromodichloromethane	10	U
78-87-5	1,2-Dichloropropane	10	U
10061-01-5	cis-1,3-Dichloropropene	10	U
79-01-6	Trichloroethene	10	U
124-48-1	Dibromochloromethane	10	U
79-00-5	1,1,2-Trichloroethane	10	U
71-43-2	Benzene	10	U
10061-02-6	trans-1,3-Dichloropropene	10	U
75-25-2	Bromoform	10	U
108-10-1	4-Methyl-2-pentanone	10	U
591-78-6	2-Hexanone	10	U
127-18-4	Tetrachloroethene	10	U
79-34-5	1,1,2,2-Tetrachloroethane	10	U
108-88-3	Toluene	10	U
108-90-7	Chlorobenzene	10	U
100-41-4	Ethylbenzene	10	U
100-42-5	Styrene	10	U
1330-20-7	Xylene (total)	10	U

PSS114 S129

1F

VOLATILE ORGANICS ANALYSIS DATA SHEET

TENTATIVELY IDENTIFIED COMPOUNDS

EPA SAMPLE NO.

TB100207

Lab Name: H2M LABS, INC. Contract: _____

Lab Code: 10478 Case No.: KEY-PSS SAS No.: _____ SDG No.: PSS114

Matrix: (soil/water) WATER Lab Sample ID: 0711443-007A

Sample wt/vol: 5 (g/mL) ML Lab File ID: A\A56332.D

Level: (low/med) LOW Date Received: 10/02/07

% Moisture: not dec. Date Analyzed: 10/07/07

GC Column: ZB-624 ID: .18 (mm) Dilution Factor: 1.00

Soil Extract Volume: (µl) Soil Aliquot Volume: 0 (µL)

CONCENTRATION UNITS:

Number TICs found: 0 (µg/L or µg/Kg) UG/L

CAS NUMBER	COMPOUND NAME	RT	EST.CONC.	Q

PSS114 S130

1A

VOLATILE ORGANICS ANALYSIS DATA SHEET

EPA SAMPLE NO.

6WA (0.5-2')

Lab Name: H2M LABS, INC. Contract: _____

Lab Code: 10478 Case No.: KEY-PSS SAS No.: _____ SDG No.: PSS114

Matrix: (soil/water) SOIL Lab Sample ID: 0711565-001A

Sample wt/vol: 5 (g/mL) G Lab File ID: 7\P38007.D

Level: (low/med) LOW Date Received: 10/04/07

% Moisture: not dec. 10.2 Date Analyzed: 10/05/07

GC Column: R-502.2 ID: .53 (mm) Dilution Factor: 1.00

Soil Extract Volume: _____ (µL) Soil Aliquot Volume _____ (µL)

CONCENTRATION UNITS:

CAS NO.	COMPOUND	(µg/L or µg/Kg) UG/KG	Q
74-87-3	Chloromethane	11	U
74-83-9	Bromomethane	11	U
75-01-4	Vinyl chloride	11	U
75-00-3	Chloroethane	11	U
75-09-2	Methylene chloride	7	J
67-64-1	Acetone	11	U
75-35-4	1,1-Dichloroethene	11	U
75-15-0	Carbon disulfide	11	U
75-34-3	1,1-Dichloroethane	11	U
540-59-0	1,2-Dichloroethene (total)	11	U
67-66-3	Chloroform	11	U
107-06-2	1,2-Dichloroethane	11	U
78-93-3	2-Butanone	11	U
71-55-6	1,1,1-Trichloroethane	11	U
56-23-5	Carbon tetrachloride	11	U
75-27-4	Bromodichloromethane	11	U
78-87-5	1,2-Dichloropropane	11	U
10061-01-5	cis-1,3-Dichloropropene	11	U
79-01-6	Trichloroethene	11	U
124-48-1	Dibromochloromethane	11	U
79-00-5	1,1,2-Trichloroethane	11	U
71-43-2	Benzene	11	U
10061-02-6	trans-1,3-Dichloropropene	11	U
75-25-2	Bromoform	11	U
108-10-1	4-Methyl-2-pentanone	11	U
591-78-6	2-Hexanone	11	U
127-18-4	Tetrachloroethene	11	U
79-34-5	1,1,2,2-Tetrachloroethane	11	U
108-88-3	Toluene	11	U
108-90-7	Chlorobenzene	11	U
100-41-4	Ethylbenzene	11	U
100-42-5	Styrene	11	U
1330-20-7	Xylene (total)	11	U

PSS114 S131

1F

VOLATILE ORGANICS ANALYSIS DATA SHEET

TENTATIVELY IDENTIFIED COMPOUNDS

EPA SAMPLE NO.

6WA (0.5-2')

Lab Name: H2M LABS, INC. Contract: _____

Lab Code: 10478 Case No.: KEY-PSS SAS No.: _____ SDG No.: PSS114

Matrix: (soil/water) SOIL Lab Sample ID: 0711565-001A

Sample wt/vol: 5 (g/mL) G Lab File ID: 7\P38007.D

Level: (low/med) LOW Date Received: 10/04/07

% Moisture: not dec. 10.2 Date Analyzed: 10/05/07

GC Column: R-502.2 ID: .53 (mm) Dilution Factor: 1.00

Soil Extract Volume: (µl) Soil Aliquot Volume: 0 (µL)

CONCENTRATION UNITS:

Number TICs found: 2 (µg/L or µg/Kg) UG/KG

CAS NUMBER	COMPOUND NAME	RT	EST.CONC.	Q
1.	unknown siloxane (18.66)	18.66	18	JX
2.	unknown siloxane (21.23)	21.23	28	JX

PSS114 S132

1C

SEMIVOLATILE ORGANICS ANALYSIS DATA SHEET

EPA SAMPLE NO.

SB-6WA(0.5-2)

Lab Name: H2M LABS, INC. Contract: _____

Lab Code: 10478 Case No.: KEY-PSS SAS No.: _____ SDG No.: PSS114

Matrix: (soil/water) SOIL Lab Sample ID: 0711565-001B

Sample wt/vol: 15 (g/mL) G Lab File ID: 7\N22119.D

Level: (low/med) LOW Date Received: 10/04/07

% Moisture: 10.2 Decanted:(Y/N) N Date Extracted: 10/08/07

Concentrated Extract Volume: 1000 (µL) Date Analyzed: 10/12/07

Injection Volume: 2 (µL) Dilution Factor: 1.00

GPC Cleanup: (Y/N) N pH: 7.0 Extraction: (Type) PFEX

CAS NO.	COMPOUND	CONCENTRATION UNITS: (µg/L or µg/Kg) UG/KG	Q
108-95-2	Phenol	370	U
111-44-4	Bis(2-chloroethyl)ether	370	U
95-57-8	2-Chlorophenol	370	U
541-73-1	1,3-Dichlorobenzene	370	U
106-46-7	1,4-Dichlorobenzene	370	U
95-50-1	1,2-Dichlorobenzene	370	U
95-48-7	2-Methylphenol	370	U
108-60-1	2,2´-oxybis(1-chloropropane)	370	U
106-44-5	4-Methylphenol	370	U
621-64-7	N-Nitroso-di-n-propylamine	370	U
67-72-1	Hexachloroethane	370	U
98-95-3	Nitrobenzene	370	U
78-59-1	Isophorone	370	U
88-75-5	2-Nitrophenol	370	U
105-67-9	2,4-Dimethylphenol	370	U
111-91-1	Bis(2-chloroethoxy)methane	370	U
120-83-2	2,4-Dichlorophenol	370	U
120-82-1	1,2,4-Trichlorobenzene	370	U
91-20-3	Naphthalene	370	U
106-47-8	4-Chloroaniline	370	U
87-68-3	Hexachlorobutadiene	370	U
59-50-7	4-Chloro-3-methylphenol	370	U
91-57-6	2-Methylnaphthalene	370	U
77-47-4	Hexachlorocyclopentadiene	370	U
88-06-2	2,4,6-Trichlorophenol	370	U
95-95-4	2,4,5-Trichlorophenol	920	U
91-58-7	2-Chloronaphthalene	370	U
88-74-4	2-Nitroaniline	920	U
131-11-3	Dimethylphthalate	370	U
208-96-8	Acenaphthylene	370	U
606-20-2	2,6-Dinitrotoluene	370	U
99-09-2	3-Nitroaniline	920	U
83-32-9	Acenaphthene	370	U
51-28-5	2,4-Dinitrophenol	920	U
100-02-7	4-Nitrophenol	920	U
132-64-9	Dibenzofuran	370	U

PSS114 S133

1D

SEMIVOLATILE ORGANICS ANALYSIS DATA SHEET

EPA SAMPLE NO.

SB-6WA(0.5-2)

Lab Name: H2M LABS, INC. Contract: _____

Lab Code: 10478 Case No.: KEY-PSS SAS No.: _____ SDG No.: PSS114

Matrix: (soil/water) SOIL Lab Sample ID: 0711565-001B

Sample wt/vol: 15 (g/mL) G Lab File ID: 7\N22119.D

Level: (low/med) LOW Date Received: 10/04/07

% Moisture: 10.2 Decanted: (Y/N) N Date Extracted: 10/08/07

Concentrated Extract Volume: 1000 (µL) Date Analyzed: 10/12/07

Injection Volume: 2 (µL) Dilution Factor: 1.00

GPC Cleanup: (Y/N) N pH: 7.0 Extraction: (Type) PFEX

CAS NO.	COMPOUND	CONCENTRATION UNITS: (µg/L or µg/Kg) UG/KG	Q
121-14-2	2,4-Dinitrotoluene	370	U
84-66-2	Diethylphthalate	370	U
7005-72-3	4-Chlorophenyl-phenylether	370	U
86-73-7	Fluorene	370	U
100-01-6	4-Nitroaniline	920	U
534-52-1	4,6-Dinitro-2-methylphenol	920	U
86-30-6	N-Nitrosodiphenylamine	370	U
101-55-3	4-Bromophenyl-phenylether	370	U
118-74-1	Hexachlorobenzene	370	U
87-86-5	Pentachlorophenol	920	U
85-01-8	Phenanthrene	370	U
120-12-7	Anthracene	370	U
86-74-8	Carbazole	370	U
84-74-2	Di-n-butyl phthalate	370	U
206-44-0	Fluoranthene	370	U
129-00-0	Pyrene	370	U
85-68-7	Butyl benzyl phthalate	370	U
91-94-1	3,3´-Dichlorobenzidine	370	U
56-55-3	Benzo(a)anthracene	370	U
218-01-9	Chrysene	370	U
117-81-7	Bis(2-ethylhexyl)phthalate	370	U
117-84-0	Di-n-octyl phthalate	370	U
205-99-2	Benzo(b)fluoranthene	370	U
207-08-9	Benzo(k)fluoranthene	370	U
50-32-8	Benzo(a)pyrene	370	U
193-39-5	Indeno(1,2,3-cd)pyrene	370	U
53-70-3	Dibenzo(a,h)anthracene	370	U
191-24-2	Benzo(g,h,i)perylene	370	U

(1) Cannot be separated from Diphenylamine

PSS114 S134

1G

SEMIVOLATILE ORGANICS ANALYSIS DATA SHEET
TENTATIVELY IDENTIFIED COMPOUNDS

EPA SAMPLE NO.

SB-6WA(0.5-2)

Lab Name: H2M LABS, INC. Contract: _____

Lab Code: 10478 Case No.: KEY-PSS SAS No.: _____ SDG No.: PSS114

Matrix: (soil/water) SOIL Lab Sample ID: 0711565-001B

Sample wt/vol: 15 (g/mL) G Lab File ID: 7N22119.D

Level: (low/med) LOW Date Received: 10/04/07

% Moisture: 10.2 Decanted:(Y/N) N Date Extracted: 10/08/07

Concentrated Extract Volume: 1000 (µl) Date Analyzed: 10/12/07

Injection Volume: 2 (µl) Dilution Factor: 1.00

GPC Cleanup: (Y/N) N pH: 7.0 Extraction: (Type) PFEX

CONCENTRATION UNITS:

Number TICs found: 0 (µg/L or µg/Kg) UG/KG

CAS NUMBER	COMPOUND NAME	RT	EST.CONC.	Q

PSS114 S135

1E

PESTICIDE ORGANICS ANALYSIS DATA SHEET

EPA SAMPLE NO.

6WA (0.5-2')

Lab Name: H2M LABS, INC. Contract: _____

Lab Code: 10478 Case No.: KEY-PSS SAS No.: _____ SDG No.: PSS114

Matrix: (soil/water) SOIL Lab Sample ID: 0711565-001B

Sample wt/vol: 15 (g/mL) G Lab File ID: a00198.raw

% Moisture: 10.2 Decanted: (Y/N) N Date Received: 10/04/07

Extraction: (Type) PFEX Date Extracted: 10/10/07

Concentrated Extract Volume: 5000 (uL) Date Analyzed: 10/12/07

Injection Volume: 0.5 (uL) Dilution Factor: 1.00

GPC Cleanup: (Y/N) N pH: 7.0 Sulfur Cleanup: (Y/N) Y

CAS NO	COMPOUND	CONCENTRATION UNITS: (µg/L or µg/Kg) UG/KG	Q
12674-11-2	Aroclor 1016	37	U
11104-28-2	Aroclor 1221	75	U
11141-16-5	Aroclor 1232	37	U
53469-21-9	Aroclor 1242	37	U
12672-29-6	Aroclor 1248	37	U
11097-69-1	Aroclor 1254	37	U
11096-82-5	Aroclor 1260	37	U

U.S. EPA - CLP

1

INORGANIC ANALYSIS DATA SHEET

EPA SAMPLE NO

GPESB-6WA (0.5-2')

Lab Name: H2M LABS, INC.

Lab Code: 10478 Case No. SAS No.: SDG No.: PSS114

Matrix (soil/water): SOIL Lab Sample ID: 0711565-001

Level (low/med): LOW Date Received: 10/4/2007

% Solids: 89.8

Concentration Units (ug/L or mg/kg dry weight): MG/KG

CAS No.	Analyte	Concentration	C	Q	M
7440-38-2	Arsenic	2.8			P
7440-39-3	Barium	32.7		E	P
7440-43-9	Cadmium	0.042	B		P
7440-47-3	Chromium	47.6		E	P
57-12-5	Cyanide	0.56	U		CA
7439-92-1	Lead	9.0			P
7439-97-6	Mercury	0.019	U		CV
7782-49-2	Selenium	0.27	U	N	P
7440-22-4	Silver	0.16	B	N	P

Color Before: BROWN Clarity Before: _____ Texture: MEDIUM

Color After: YELLOW Clarity After: CLEAR Artifacts: _____

Comments:

Date Reported: 10/18/2007

PSS114 S137

1A

VOLATILE ORGANICS ANALYSIS DATA SHEET

EPA SAMPLE NO.

6WA (5.5-6.5')

Lab Name: H2M LABS, INC. Contract: _____

Lab Code: 10478 Case No.: KEY-PSS SAS No.: _____ SDG No.: PSS114

Matrix: (soil/water) SOIL Lab Sample ID: 0711565-002A

Sample wt/vol: 5 (g/mL) G Lab File ID: 7\P38008.D

Level: (low/med) LOW Date Received: 10/04/07

% Moisture: not dec. 12.7 Date Analyzed: 10/06/07

GC Column: R-502.2 ID: .53 (mm) Dilution Factor: 1.00

Soil Extract Volume: _____ (µL) Soil Aliquot Volume _____ (µL)

CAS NO.	COMPOUND	CONCENTRATION UNITS: (µg/L or µg/Kg) UG/KG	Q
74-87-3	Chloromethane	11	U
74-83-9	Bromomethane	11	U
75-01-4	Vinyl chloride	11	U
75-00-3	Chloroethane	11	U
75-09-2	Methylene chloride	7	J
67-64-1	Acetone	11	U
75-35-4	1,1-Dichloroethene	11	U
75-15-0	Carbon disulfide	11	U
75-34-3	1,1-Dichloroethane	11	U
540-59-0	1,2-Dichloroethene (total)	11	U
67-66-3	Chloroform	11	U
107-06-2	1,2-Dichloroethane	11	U
78-93-3	2-Butanone	11	U
71-55-6	1,1,1-Trichloroethane	11	U
56-23-5	Carbon tetrachloride	11	U
75-27-4	Bromodichloromethane	11	U
78-87-5	1,2-Dichloropropane	11	U
10061-01-5	cis-1,3-Dichloropropene	11	U
79-01-6	Trichloroethene	11	U
124-48-1	Dibromochloromethane	11	U
79-00-5	1,1,2-Trichloroethane	11	U
71-43-2	Benzene	11	U
10061-02-6	trans-1,3-Dichloropropene	11	U
75-25-2	Bromoform	11	U
108-10-1	4-Methyl-2-pentanone	11	U
591-78-6	2-Hexanone	11	U
127-18-4	Tetrachloroethene	11	U
79-34-5	1,1,2,2-Tetrachloroethane	11	U
108-88-3	Toluene	11	U
108-90-7	Chlorobenzene	11	U
100-41-4	Ethylbenzene	11	U
100-42-5	Styrene	11	U
1330-20-7	Xylene (total)	11	U

PSS114 S138

1F

VOLATILE ORGANICS ANALYSIS DATA SHEET

TENTATIVELY IDENTIFIED COMPOUNDS

EPA SAMPLE NO.

6WA (5.5-6.5')

Lab Name: H2M LABS, INC. Contract: _____

Lab Code: 10478 Case No.: KEY-PSS SAS No.: _____ SDG No.: PSS114

Matrix: (soil/water) SOIL Lab Sample ID: 0711565-002A

Sample wt/vol: 5 (g/mL) G Lab File ID: 7\P38008.D

Level: (low/med) LOW Date Received: 10/04/07

% Moisture: not dec. 12.7 Date Analyzed: 10/06/07

GC Column: R-502.2 ID: .53 (mm) Dilution Factor: 1.00

Soil Extract Volume: (µl) Soil Aliquot Volume: 0 (µL)

CONCENTRATION UNITS:

Number TICs found: 2 (µg/L or µg/Kg) UG/KG

CAS NUMBER	COMPOUND NAME	RT	EST.CONC.	Q
1.	unknown siloxane (18.66)	18.66	14	JX
2.	unknown siloxane (21.22)	21.22	14	JX

PSS114 S139

1C

SEMIVOLATILE ORGANICS ANALYSIS DATA SHEET

EPA SAMPLE NO.

SB-6WA(5.5-6.5)

Lab Name: H2M LABS, INC. Contract: _____

Lab Code: 10478 Case No.: KEY-PSS SAS No.: _____ SDG No.: PSS114

Matrix: (soil/water) SOIL Lab Sample ID: 0711565-002B

Sample wt/vol: 15 (g/mL) G Lab File ID: 7\N22136.D

Level: (low/med) LOW Date Received: 10/04/07

% Moisture: 12.7 Decanted: (Y/N) N Date Extracted: 10/08/07

Concentrated Extract Volume: 1000 (µL) Date Analyzed: 10/15/07

Injection Volume: 2 (µL) Dilution Factor: 1.00

GPC Cleanup: (Y/N) N pH: 7.0 Extraction: (Type) PFEX

CAS NO.	COMPOUND	CONCENTRATION UNITS: (µg/L or µg/Kg) UG/KG	Q
108-95-2	Phenol	380	U
111-44-4	Bis(2-chloroethyl)ether	380	U
95-57-8	2-Chlorophenol	380	U
541-73-1	1,3-Dichlorobenzene	380	U
106-46-7	1,4-Dichlorobenzene	380	U
95-50-1	1,2-Dichlorobenzene	380	U
95-48-7	2-Methylphenol	380	U
108-60-1	2,2´-oxybis(1-chloropropane)	380	U
106-44-5	4-Methylphenol	380	U
621-64-7	N-Nitroso-di-n-propylamine	380	U
67-72-1	Hexachloroethane	380	U
98-95-3	Nitrobenzene	380	U
78-59-1	Isophorone	380	U
88-75-5	2-Nitrophenol	380	U
105-67-9	2,4-Dimethylphenol	380	U
111-91-1	Bis(2-chloroethoxy)methane	380	U
120-83-2	2,4-Dichlorophenol	380	U
120-82-1	1,2,4-Trichlorobenzene	380	U
91-20-3	Naphthalene	380	U
106-47-8	4-Chloroaniline	380	U
87-68-3	Hexachlorobutadiene	380	U
59-50-7	4-Chloro-3-methylphenol	380	U
91-57-6	2-Methylnaphthalene	380	U
77-47-4	Hexachlorocyclopentadiene	380	U
88-06-2	2,4,6-Trichlorophenol	380	U
95-95-4	2,4,5-Trichlorophenol	950	U
91-58-7	2-Chloronaphthalene	380	U
88-74-4	2-Nitroaniline	950	U
131-11-3	Dimethylphthalate	380	U
208-96-8	Acenaphthylene	380	U
606-20-2	2,6-Dinitrotoluene	380	U
99-09-2	3-Nitroaniline	950	U
83-32-9	Acenaphthene	380	U
51-28-5	2,4-Dinitrophenol	950	U
100-02-7	4-Nitrophenol	950	U
132-64-9	Dibenzofuran	380	U

PSS114 S140

1D

SEMIVOLATILE ORGANICS ANALYSIS DATA SHEET

EPA SAMPLE NO.

SB-6WA(5.5-6.5)

Lab Name: H2M LABS, INC. Contract: _____

Lab Code: 10478 Case No.: KEY-PSS SAS No.: _____ SDG No.: PSS114

Matrix: (soil/water) SOIL Lab Sample ID: 0711565-002B

Sample wt/vol: 15 (g/mL) G Lab File ID: 7\N22136.D

Level: (low/med) LOW Date Received: 10/04/07

% Moisture: 12.7 Decanted: (Y/N) N Date Extracted: 10/08/07

Concentrated Extract Volume: 1000 (µL) Date Analyzed: 10/15/07

Injection Volume: 2 (µL) Dilution Factor: 1.00

GPC Cleanup: (Y/N) N pH: 7.0 Extraction: (Type) PFEX

CAS NO.	COMPOUND	CONCENTRATION UNITS: (µg/L or µg/Kg) UG/KG	Q
121-14-2	2,4-Dinitrotoluene	380	U
84-66-2	Diethylphthalate	380	U
7005-72-3	4-Chlorophenyl-phenylether	380	U
86-73-7	Fluorene	380	U
100-01-6	4-Nitroaniline	950	U
534-52-1	4,6-Dinitro-2-methylphenol	950	U
86-30-6	N-Nitrosodiphenylamine	380	U
101-55-3	4-Bromophenyl-phenylether	380	U
118-74-1	Hexachlorobenzene	380	U
87-86-5	Pentachlorophenol	950	U
85-01-8	Phenanthrene	380	U
120-12-7	Anthracene	380	U
86-74-8	Carbazole	380	U
84-74-2	Di-n-butyl phthalate	380	U
206-44-0	Fluoranthene	380	U
129-00-0	Pyrene	79	J
85-68-7	Butyl benzyl phthalate	380	U
91-94-1	3,3'-Dichlorobenzidine	380	U
56-55-3	Benzo(a)anthracene	380	U
218-01-9	Chrysene	380	U
117-81-7	Bis(2-ethylhexyl)phthalate	380	U
117-84-0	Di-n-octyl phthalate	380	U
205-99-2	Benzo(b)fluoranthene	380	U
207-08-9	Benzo(k)fluoranthene	380	U
50-32-8	Benzo(a)pyrene	380	U
193-39-5	Indeno(1,2,3-cd)pyrene	380	U
53-70-3	Dibenzo(a,h)anthracene	380	U
191-24-2	Benzo(g,h,i)perylene	380	U

(1) Cannot be separated from Diphenylamine

PSS114 S141

1G

SEMIVOLATILE ORGANICS ANALYSIS DATA SHEET
TENTATIVELY IDENTIFIED COMPOUNDS

EPA SAMPLE NO.

SB-6WA(5.5-6.5)

Lab Name: H2M LABS, INC. Contract: ____

Lab Code: 10478 Case No.: KEY-PSS SAS No.: ____ SDG No.: PSS114

Matrix: (soil/water) SOIL Lab Sample ID: 0711565-002B

Sample wt/vol: 15 (g/mL) G Lab File ID: 7\N22136.D

Level: (low/med) LOW Date Received: 10/04/07

% Moisture: 12.7 Decanted:(Y/N) N Date Extracted: 10/08/07

Concentrated Extract Volume: 1000 (µl) Date Analyzed: 10/15/07

Injection Volume: 2 (µl) Dilution Factor: 1.00

GPC Cleanup: (Y/N) N pH: 7.0 Extraction: (Type) PFEX

CONCENTRATION UNITS:

Number TICs found: 0 (µg/L or µg/Kg) UG/KG

CAS NUMBER	COMPOUND NAME	RT	EST.CONC.	Q

PSS114 S142

1E

PESTICIDE ORGANICS ANALYSIS DATA SHEET

EPA SAMPLE NO.

6WA (5.5-6.5')

Lab Name: H2M LABS, INC. Contract: _____

Lab Code: 10478 Case No.: KEY-PSS SAS No.: _____ SDG No.: PSS114

Matrix: (soil/water) SOIL Lab Sample ID: 0711565-002B

Sample wt/vol: 15 (g/mL) G Lab File ID: a00199.raw

% Moisture: 12.7 Decanted: (Y/N) N Date Received: 10/04/07

Extraction: (Type) PFEX Date Extracted: 10/10/07

Concentrated Extract Volume: 5000 (uL) Date Analyzed: 10/12/07

Injection Volume: 0.5 (uL) Dilution Factor: 1.00

GPC Cleanup: (Y/N) N pH: 7.0 Sulfur Cleanup: (Y/N) Y

CAS NO	COMPOUND	CONCENTRATION UNITS: (µg/L or µg/Kg) UG/KG	Q
12674-11-2	Aroclor 1016	38	U
11104-28-2	Aroclor 1221	77	U
11141-16-5	Aroclor 1232	38	U
53469-21-9	Aroclor 1242	38	U
12672-29-6	Aroclor 1248	38	U
11097-69-1	Aroclor 1254	38	U
11096-82-5	Aroclor 1260	38	U

PSS114 S143

U.S. EPA - CLP

1

INORGANIC ANALYSIS DATA SHEET

EPA SAMPLE NO

GPESB-6WA (5.5-6.5')

Lab Name: H2M LABS, INC.

Lab Code: 10478 Case No. SAS No.: SDG No.: PSS114

Matrix (soil/water): SOIL Lab Sample ID: 0711565-002

Level (low/med): LOW Date Received: 10/4/2007

% Solids: 87.3

Concentration Units (ug/L or mg/kg dry weight): MG/KG

CAS No.	Analyte	Concentration	C	Q	M
7440-38-2	Arsenic	3.6			P
7440-39-3	Barium	38.8		E	P
7440-43-9	Cadmium	0.037	U		P
7440-47-3	Chromium	18.7		E	P
57-12-5	Cyanide	0.57	U		CA
7439-92-1	Lead	7.6			P
7439-97-6	Mercury	0.019	U		CV
7782-49-2	Selenium	0.27	U	N	P
7440-22-4	Silver	0.10	B	N	P

Color Before: BROWN Clarity Before: Texture: MEDIUM

Color After: YELLOW Clarity After: CLEAR Artifacts:

Comments:

Date Reported: 10/18/2007

PSS114 S144

1A

VOLATILE ORGANICS ANALYSIS DATA SHEET

EPA SAMPLE NO.

6WA (13.5-14.5')

Lab Name: H2M LABS, INC. Contract: _____

Lab Code: 10478 Case No.: KEY-PSS SAS No.: _____ SDG No.: PSS114

Matrix: (soil/water) SOIL Lab Sample ID: 0711565-003A

Sample wt/vol: 5 (g/mL) G Lab File ID: 7\P38009.D

Level: (low/med) LOW Date Received: 10/04/07

% Moisture: not dec. 24.6 Date Analyzed: 10/06/07

GC Column: R-502.2 ID: .53 (mm) Dilution Factor: 1.00

Soil Extract Volume: _____ (µL) Soil Aliquot Volume _____ (µL)

CONCENTRATION UNITS:

CAS NO.	COMPOUND	(µg/L or µg/Kg) UG/KG	Q
74-87-3	Chloromethane	13	U
74-83-9	Bromomethane	13	U
75-01-4	Vinyl chloride	13	U
75-00-3	Chloroethane	13	U
75-09-2	Methylene chloride	7	J
67-64-1	Acetone	170	
75-35-4	1,1-Dichloroethene	13	U
75-15-0	Carbon disulfide	5	J
75-34-3	1,1-Dichloroethane	13	U
540-59-0	1,2-Dichloroethene (total)	13	U
67-66-3	Chloroform	13	U
107-06-2	1,2-Dichloroethane	13	U
78-93-3	2-Butanone	45	
71-55-6	1,1,1-Trichloroethane	13	U
56-23-5	Carbon tetrachloride	13	U
75-27-4	Bromodichloromethane	13	U
78-87-5	1,2-Dichloropropane	13	U
10061-01-5	cis-1,3-Dichloropropene	13	U
79-01-6	Trichloroethene	13	U
124-48-1	Dibromochloromethane	13	U
79-00-5	1,1,2-Trichloroethane	13	U
71-43-2	Benzene	13	U
10061-02-6	trans-1,3-Dichloropropene	13	U
75-25-2	Bromoform	13	U
108-10-1	4-Methyl-2-pentanone	13	U
591-78-6	2-Hexanone	13	U
127-18-4	Tetrachloroethene	13	U
79-34-5	1,1,2,2-Tetrachloroethane	13	U
108-88-3	Toluene	13	U
108-90-7	Chlorobenzene	3	J
100-41-4	Ethylbenzene	13	U
100-42-5	Styrene	7	J
1330-20-7	Xylene (total)		

PSS114 S145

1F

VOLATILE ORGANICS ANALYSIS DATA SHEET

TENTATIVELY IDENTIFIED COMPOUNDS

EPA SAMPLE NO.

6WA (13.5-14.5')

Lab Name: H2M LABS, INC. Contract: _____

Lab Code: 10478 Case No.: KEY-PSS SAS No.: _____ SDG No.: PSS114

Matrix: (soil/water) SOIL Lab Sample ID: 0711565-003A

Sample wt/vol: 5 (g/mL) G Lab File ID: 7\P38009.D

Level: (low/med) LOW Date Received: 10/04/07

% Moisture: not dec. 24.6 Date Analyzed: 10/06/07

GC Column: R-502.2 ID: .53 (mm) Dilution Factor: 1.00

Soil Extract Volume: (µl) Soil Aliquot Volume: 0 (µL)

CONCENTRATION UNITS:

Number TICs found: 8 (µg/L or µg/Kg) UG/KG

CAS NUMBER	COMPOUND NAME	RT	EST.CONC.	Q
1.	c3-subs_benzene (17.68)	17.68	35	J
2.	c3-subs_benzene (18.27)	18.27	65	J
3.	unknown siloxane (18.68)	18.68	41	JX
4.	c3-subs_benzene (19.04)	19.04	24	J
5.	c3-subs_benzene (19.61)	19.61	220	J
6.	c4-subs_benzene	20.66	24	J
7.	unknown siloxane (21.23)	21.23	75	JX
8. 000090-12-0	Naphthalene, 1-methyl-	24.67	82	JN

PSS114 S146

U.S. EPA - CLP

1

INORGANIC ANALYSIS DATA SHEET

EPA SAMPLE NO

GPESB-6WA (13.5-14.5')

Lab Name: H2M LABS, INC.

Lab Code: 10478 Case No. SAS No.: SDG No.: PSS114

Matrix (soil/water): SOIL Lab Sample ID: 0711565-003

Level (low/med): LOW Date Received: 10/4/2007

% Solids: 75.4

Concentration Units (ug/L or mg/kg dry weight): MG/KG

CAS No.	Analyte	Concentration	C	Q	M
7440-38-2	Arsenic	5.1			P
7440-39-3	Barium	90.9		E	P
7440-43-9	Cadmium	0.17	B		P
7440-47-3	Chromium	29.2		E	P
57-12-5	Cyanide	192			CA
7439-92-1	Lead	127			P
7439-97-6	Mercury	0.53			CV
7782-49-2	Selenium	0.32	U	N	P
7440-22-4	Silver	0.23	B	N	P

Color Before: BROWN Clarity Before: _____ Texture: MEDIUM

Color After: YELLOW Clarity After: CLEAR Artifacts: _____

Comments:

Date Reported: 10/18/2007

PSS114 S147

1A

VOLATILE ORGANICS ANALYSIS DATA SHEET

EPA SAMPLE NO.

6WA (24-25')

Lab Name: H2M LABS, INC. Contract: _____

Lab Code: 10478 Case No.: KEY-PSS SAS No.: _____ SDG No.: PSS114

Matrix: (soil/water) SOIL Lab Sample ID: 0711565-004A

Sample wt/vol: 5 (g/mL) G Lab File ID: 7\P38010.D

Level: (low/med) LOW Date Received: 10/04/07

% Moisture: not dec. 61.4 Date Analyzed: 10/06/07

GC Column: R-502.2 ID: .53 (mm) Dilution Factor: 1.00

Soil Extract Volume: _____ (µL) Soil Aliquot Volume _____ (µL)

CAS NO.	COMPOUND	CONCENTRATION UNITS: (µg/L or µg/Kg) UG/KG	Q
74-87-3	Chloromethane	26	U
74-83-9	Bromomethane	26	U
75-01-4	Vinyl chloride	26	U
75-00-3	Chloroethane	26	U
75-09-2	Methylene chloride	16	J
67-64-1	Acetone	770	E
75-35-4	1,1-Dichloroethene	26	U
75-15-0	Carbon disulfide	13	J
75-34-3	1,1-Dichloroethane	26	U
540-59-0	1,2-Dichloroethene (total)	26	U
67-66-3	Chloroform	26	U
107-06-2	1,2-Dichloroethane	26	U
78-93-3	2-Butanone	220	
71-55-6	1,1,1-Trichloroethane	26	U
56-23-5	Carbon tetrachloride	26	U
75-27-4	Bromodichloromethane	26	U
78-87-5	1,2-Dichloropropane	26	U
10061-01-5	cis-1,3-Dichloropropene	26	U
79-01-6	Trichloroethene	26	U
124-48-1	Dibromochloromethane	26	U
79-00-5	1,1,2-Trichloroethane	26	U
71-43-2	Benzene	26	U
10061-02-6	trans-1,3-Dichloropropene	26	U
75-25-2	Bromoform	26	U
108-10-1	4-Methyl-2-pentanone	26	U
591-78-6	2-Hexanone	26	U
127-18-4	Tetrachloroethene	26	U
79-34-5	1,1,2,2-Tetrachloroethane	26	U
108-88-3	Toluene	26	U
108-90-7	Chlorobenzene	26	U
100-41-4	Ethylbenzene	26	U
100-42-5	Styrene	26	U
1330-20-7	Xylene (total)	26	U

PSS114 S148

1F

VOLATILE ORGANICS ANALYSIS DATA SHEET

TENTATIVELY IDENTIFIED COMPOUNDS

EPA SAMPLE NO.

6WA (24-25')

Lab Name: H2M LABS, INC. Contract: _____

Lab Code: 10478 Case No.: KEY-PSS SAS No.: _____ SDG No.: PSS114

Matrix: (soil/water) SOIL Lab Sample ID: 0711565-004A

Sample wt/vol: 5 (g/mL) G Lab File ID: 7\P38010.D

Level: (low/med) LOW Date Received: 10/04/07

% Moisture: not dec. 61.4 Date Analyzed: 10/06/07

GC Column: R-502.2 ID: .53 (mm) Dilution Factor: 1.00

Soil Extract Volume: (µl) Soil Aliquot Volume: 0 (µL)

CONCENTRATION UNITS:

Number TICs found: 4 (µg/L or µg/Kg) UG/KG

CAS NUMBER	COMPOUND NAME	RT	EST.CONC.	Q
1.	unknown	5.88	23	J
2. 000078-84-2	Propanal, 2-methyl-	8.68	31	JN
3.	unknown siloxane (18.64)	18.64	23	JX
4.	unknown siloxane (21.22)	21.22	30	JX

PSS114 S149

1A

VOLATILE ORGANICS ANALYSIS DATA SHEET

EPA SAMPLE NO.

6WA (24-25')DL

Lab Name: H2M LABS, INC. Contract: _____

Lab Code: 10478 Case No.: KEY-PSS SAS No.: _____ SDG No.: PSS114

Matrix: (soil/water) SOIL Lab Sample ID: 0711565-004ADL

Sample wt/vol: 5 (g/mL) G Lab File ID: 7\P38053.D

Level: (low/med) LOW Date Received: 10/04/07

% Moisture: not dec. 61.4 Date Analyzed: 10/08/07

GC Column: R-502.2 ID: .53 (mm) Dilution Factor: 2.00

Soil Extract Volume: _____ (µL) Soil Aliquot Volume _____ (µL)

CONCENTRATION UNITS:

CAS NO.	COMPOUND	(µg/L or µg/Kg) UG/KG	Q
74-87-3	Chloromethane	52	U
74-83-9	Bromomethane	52	U
75-01-4	Vinyl chloride	52	U
75-00-3	Chloroethane	52	U
75-09-2	Methylene chloride	23	DBJ
67-64-1	Acetone	730	D
75-35-4	1,1-Dichloroethene	52	U
75-15-0	Carbon disulfide	14	DJ
75-34-3	1,1-Dichloroethane	52	U
540-59-0	1,2-Dichloroethene (total)	52	U
67-66-3	Chloroform	52	U
107-06-2	1,2-Dichloroethane	52	U
78-93-3	2-Butanone	260	D
71-55-6	1,1,1-Trichloroethane	52	U
56-23-5	Carbon tetrachloride	52	U
75-27-4	Bromodichloromethane	52	U
78-87-5	1,2-Dichloropropane	52	U
10061-01-5	cis-1,3-Dichloropropene	52	U
79-01-6	Trichloroethene	52	U
124-48-1	Dibromochloromethane	52	U
79-00-5	1,1,2-Trichloroethane	52	U
71-43-2	Benzene	52	U
10061-02-6	trans-1,3-Dichloropropene	52	U
75-25-2	Bromoform	52	U
108-10-1	4-Methyl-2-pentanone	52	U
591-78-6	2-Hexanone	52	U
127-18-4	Tetrachloroethene	52	U
79-34-5	1,1,2,2-Tetrachloroethane	52	U
108-88-3	Toluene	52	U
108-90-7	Chlorobenzene	52	U
100-41-4	Ethylbenzene	52	U
100-42-5	Styrene	52	U
1330-20-7	Xylene (total)	52	U

PSS114 S150

1F

VOLATILE ORGANICS ANALYSIS DATA SHEET

TENTATIVELY IDENTIFIED COMPOUNDS

EPA SAMPLE NO.

6WA (24-25')DL

Lab Name: H2M LABS, INC. Contract: _____

Lab Code: 10478 Case No.: KEY-PSS SAS No.: _____ SDG No.: PSS114

Matrix: (soil/water) SOIL Lab Sample ID: 0711565-004ADL

Sample wt/vol: 5 (g/mL) G Lab File ID: 7\P38053.D

Level: (low/med) LOW Date Received: 10/04/07

% Moisture: not dec. 61.4 Date Analyzed: 10/08/07

GC Column: R-502.2 ID: .53 (mm) Dilution Factor: 2.00

Soil Extract Volume: (µl) Soil Aliquot Volume: 0 (µL)

CONCENTRATION UNITS:

Number TICs found: 3 (µg/L or µg/Kg) UG/KG

CAS NUMBER	COMPOUND NAME	RT	EST.CONC.	Q
1.	unknown	5.93	27	JD
2. 000078-84-2	Propanal, 2-methyl-	8.77	35	JND
3.	unknown siloxane	21.33	32	JDX

PSS114 S151

1C

SEMIVOLATILE ORGANICS ANALYSIS DATA SHEET

EPA SAMPLE NO.

SB-6WA(24-25)

Lab Name: H2M LABS, INC. Contract: _____

Lab Code: 10478 Case No.: KEY-PSS SAS No.: _____ SDG No.: PSS114

Matrix: (soil/water) SOIL Lab Sample ID: 0711565-004B

Sample wt/vol: 15 (g/mL) G Lab File ID: 7\N22138.D

Level: (low/med) LOW Date Received: 10/04/07

% Moisture: 61.4 Decanted:(Y/N) N Date Extracted: 10/08/07

Concentrated Extract Volume: 1000 (µL) Date Analyzed: 10/15/07

Injection Volume: 2 (µL) Dilution Factor: 1.00

GPC Cleanup: (Y/N) N pH: 6.0 Extraction: (Type) PFEX

CAS NO.	COMPOUND	CONCENTRATION UNITS: (µg/L or µg/Kg) UG/KG	Q
108-95-2	Phenol	850	U
111-44-4	Bis(2-chloroethyl)ether	850	U
95-57-8	2-Chlorophenol	850	U
541-73-1	1,3-Dichlorobenzene	850	U
106-46-7	1,4-Dichlorobenzene	850	U
95-50-1	1,2-Dichlorobenzene	850	U
95-48-7	2-Methylphenol	850	U
108-60-1	2,2´-oxybis(1-chloropropane)	850	U
106-44-5	4-Methylphenol	850	U
621-64-7	N-Nitroso-di-n-propylamine	850	U
67-72-1	Hexachloroethane	850	U
98-95-3	Nitrobenzene	850	U
78-59-1	Isophorone	850	U
88-75-5	2-Nitrophenol	850	U
105-67-9	2,4-Dimethylphenol	850	U
111-91-1	Bis(2-chloroethoxy)methane	850	U
120-83-2	2,4-Dichlorophenol	850	U
120-82-1	1,2,4-Trichlorobenzene	850	U
91-20-3	Naphthalene	540	J
106-47-8	4-Chloroaniline	850	U
87-68-3	Hexachlorobutadiene	850	U
59-50-7	4-Chloro-3-methylphenol	850	U
91-57-6	2-Methylnaphthalene	850	U
77-47-4	Hexachlorocyclopentadiene	850	U
88-06-2	2,4,6-Trichlorophenol	850	U
95-95-4	2,4,5-Trichlorophenol	2200	U
91-58-7	2-Chloronaphthalene	850	U
88-74-4	2-Nitroaniline	2200	U
131-11-3	Dimethylphthalate	850	U
208-96-8	Acenaphthylene	850	U
606-20-2	2,6-Dinitrotoluene	850	U
99-09-2	3-Nitroaniline	2200	U
83-32-9	Acenaphthene	850	U
51-28-5	2,4-Dinitrophenol	2200	U
100-02-7	4-Nitrophenol	2200	U
132-64-9	Dibenzofuran	850	U

PSS114 S152

1D

SEMIVOLATILE ORGANICS ANALYSIS DATA SHEET

EPA SAMPLE NO.

SB-6WA(24-25)

Lab Name: H2M LABS, INC. Contract: _____

Lab Code: 10478 Case No.: KEY-PSS SAS No.: _____ SDG No.: PSS114

Matrix: (soil/water) SOIL Lab Sample ID: 0711565-004B

Sample wt/vol: 15 (g/mL) G Lab File ID: 7\N22138.D

Level: (low/med) LOW Date Received: 10/04/07

% Moisture: 61.4 Decanted: (Y/N) N Date Extracted: 10/08/07

Concentrated Extract Volume: 1000 (µL) Date Analyzed: 10/15/07

Injection Volume: 2 (µL) Dilution Factor: 1.00

GPC Cleanup: (Y/N) N pH: 6.0 Extraction: (Type) PFEX

CAS NO.	COMPOUND	CONCENTRATION UNITS: (µg/L or µg/Kg) UG/KG	Q
121-14-2	2,4-Dinitrotoluene	850	U
84-66-2	Diethylphthalate	850	U
7005-72-3	4-Chlorophenyl-phenylether	850	U
86-73-7	Fluorene	850	U
100-01-6	4-Nitroaniline	2200	U
534-52-1	4,6-Dinitro-2-methylphenol	2200	U
86-30-6	N-Nitrosodiphenylamine	850	U
101-55-3	4-Bromophenyl-phenylether	850	U
118-74-1	Hexachlorobenzene	850	U
87-86-5	Pentachlorophenol	2200	U
85-01-8	Phenanthrene	850	U
120-12-7	Anthracene	850	U
86-74-8	Carbazole	850	U
84-74-2	Di-n-butyl phthalate	850	U
206-44-0	Fluoranthene	850	U
129-00-0	Pyrene	850	U
85-68-7	Butyl benzyl phthalate	850	U
91-94-1	3,3'-Dichlorobenzidine	850	U
56-55-3	Benzo(a)anthracene	850	U
218-01-9	Chrysene	850	U
117-81-7	Bis(2-ethylhexyl)phthalate	850	U
117-84-0	Di-n-octyl phthalate	850	U
205-99-2	Benzo(b)fluoranthene	850	U
207-08-9	Benzo(k)fluoranthene	850	U
50-32-8	Benzo(a)pyrene	850	U
193-39-5	Indeno(1,2,3-cd)pyrene	850	U
53-70-3	Dibenzo(a,h)anthracene	850	U
191-24-2	Benzo(g,h,i)perylene	850	U

(1) Cannot be separated from Diphenylamine

PSS114 S153

1G

SEMIVOLATILE ORGANICS ANALYSIS DATA SHEET
TENTATIVELY IDENTIFIED COMPOUNDS

EPA SAMPLE NO.

SB-6WA(24-25)

Lab Name: H2M LABS, INC. Contract: ____

Lab Code: 10478 Case No.: KEY-PSS SAS No.: ____ SDG No.: PSS114

Matrix: (soil/water) SOIL Lab Sample ID: 0711565-004B

Sample wt/vol: 15 (g/mL) G Lab File ID: 7\N22138.D

Level: (low/med) LOW Date Received: 10/04/07

% Moisture: 61.4 Decanted:(Y/N) N Date Extracted: 10/08/07

Concentrated Extract Volume: 1000 (µl) Date Analyzed: 10/15/07

Injection Volume: 2 (µl) Dilution Factor: 1.00

GPC Cleanup: (Y/N) N pH: 6.0 Extraction: (Type) PFEX

CONCENTRATION UNITS:
(µg/L or µg/Kg) UG/KG

Number TICs found: 2

CAS NUMBER	COMPOUND NAME	RT	EST.CONC.	Q
1.	unknown (15.87)	15.87	540	J
2.	unknown (20.23)	20.23	1200	J

PSS114 S154

1E

PESTICIDE ORGANICS ANALYSIS DATA SHEET

EPA SAMPLE NO.

6WA (24-25')

Lab Name: H2M LABS, INC. Contract: _____

Lab Code: 10478 Case No.: KEY-PSS SAS No.: _____ SDG No.: PSS114

Matrix: (soil/water) SOIL Lab Sample ID: 0711565-004B

Sample wt/vol: 15 (g/mL) G Lab File ID: a00200.raw

% Moisture: 61.4 Decanted: (Y/N) N Date Received: 10/04/07

Extraction: (Type) PFEX Date Extracted: 10/10/07

Concentrated Extract Volume: 5000 (uL) Date Analyzed: 10/12/07

Injection Volume: 0.5 (uL) Dilution Factor: 1.00

GPC Cleanup: (Y/N) N pH: 6.0 Sulfur Cleanup: (Y/N) Y

CAS NO	COMPOUND	CONCENTRATION UNITS: (µg/L or µg/Kg) UG/KG	Q
12674-11-2	Aroclor 1016	85	U
11104-28-2	Aroclor 1221	170	U
11141-16-5	Aroclor 1232	85	U
53469-21-9	Aroclor 1242	85	U
12672-29-6	Aroclor 1248	85	U
11097-69-1	Aroclor 1254	85	U
11096-82-5	Aroclor 1260	85	U

U.S. EPA - CLP

1

INORGANIC ANALYSIS DATA SHEET

EPA SAMPLE NO

GPESB-6WA (24-25')

Lab Name: H2M LABS, INC.

Lab Code: 10478 Case No. SAS No.: SDG No.: PSS114

Matrix (soil/water): SOIL Lab Sample ID: 0711565-004

Level (low/med): LOW Date Received: 10/4/2007

% Solids: 38.6

Concentration Units (ug/L or mg/kg dry weight): MG/KG

CAS No.	Analyte	Concentration	C	Q	M
7440-38-2	Arsenic	4.5			P
7440-39-3	Barium	218		E	P
7440-43-9	Cadmium	0.43	B		P
7440-47-3	Chromium	36.0		E	P
57-12-5	Cyanide	1.3	U		CA
7439-92-1	Lead	8.0			P
7439-97-6	Mercury	0.047	B		CV
7782-49-2	Selenium	0.86	B	N	P
7440-22-4	Silver	0.17	B	N	P

Color Before: BROWN Clarity Before: _____ Texture: MEDIUM

Color After: YELLOW Clarity After: CLEAR Artifacts: _____

Comments:

Date Reported: 10/18/2007

PSS114 S156

1A

VOLATILE ORGANICS ANALYSIS DATA SHEET

EPA SAMPLE NO.

7A (15-16')

Lab Name: H2M LABS, INC. Contract: _____

Lab Code: 10478 Case No.: KEY-PSS SAS No.: _____ SDG No.: PSS114

Matrix: (soil/water) SOIL Lab Sample ID: 0711565-005A

Sample wt/vol: 5 (g/mL) G Lab File ID: 7\P38011.D

Level: (low/med) LOW Date Received: 10/04/07

% Moisture: not dec. 37.7 Date Analyzed: 10/06/07

GC Column: R-502.2 ID: .53 (mm) Dilution Factor: 1.00

Soil Extract Volume: _____ (µL) Soil Aliquot Volume _____ (µL)

CAS NO.	COMPOUND	CONCENTRATION UNITS: (µg/L or µg/Kg) UG/KG	Q
74-87-3	Chloromethane	16	U
74-83-9	Bromomethane	16	U
75-01-4	Vinyl chloride	16	U
75-00-3	Chloroethane	16	U
75-09-2	Methylene chloride	10	J
67-64-1	Acetone	43	
75-35-4	1,1-Dichloroethene	16	U
75-15-0	Carbon disulfide	3	J
75-34-3	1,1-Dichloroethane	16	U
540-59-0	1,2-Dichloroethene (total)	16	U
67-66-3	Chloroform	16	U
107-06-2	1,2-Dichloroethane	16	U
78-93-3	2-Butanone	16	U
71-55-6	1,1,1-Trichloroethane	16	U
56-23-5	Carbon tetrachloride	16	U
75-27-4	Bromodichloromethane	16	U
78-87-5	1,2-Dichloropropane	16	U
10061-01-5	cis-1,3-Dichloropropene	16	U
79-01-6	Trichloroethene	16	U
124-48-1	Dibromochloromethane	16	U
79-00-5	1,1,2-Trichloroethane	16	U
71-43-2	Benzene	16	U
10061-02-6	trans-1,3-Dichloropropene	16	U
75-25-2	Bromoform	16	U
108-10-1	4-Methyl-2-pentanone	16	U
591-78-6	2-Hexanone	16	U
127-18-4	Tetrachloroethene	16	U
79-34-5	1,1,2,2-Tetrachloroethane	16	U
108-88-3	Toluene	4	J
108-90-7	Chlorobenzene	16	U
100-41-4	Ethylbenzene	16	
100-42-5	Styrene	29	
1330-20-7	Xylene (total)	43	

PSS114 S157

1F

VOLATILE ORGANICS ANALYSIS DATA SHEET

TENTATIVELY IDENTIFIED COMPOUNDS

EPA SAMPLE NO.

7A (15-16')

Lab Name: H2M LABS, INC. Contract: _____

Lab Code: 10478 Case No.: KEY-PSS SAS No.: _____ SDG No.: PSS114

Matrix: (soil/water) SOIL Lab Sample ID: 0711565-005A

Sample wt/vol: 5 (g/mL) G Lab File ID: 7\P38011.D

Level: (low/med) LOW Date Received: 10/04/07

% Moisture: not dec. 37.7 Date Analyzed: 10/06/07

GC Column: R-502.2 ID: .53 (mm) Dilution Factor: 1.00

Soil Extract Volume: (µl) Soil Aliquot Volume: 0 (µL)

CONCENTRATION UNITS:

Number TICs found: 8 (µg/L or µg/Kg) UG/KG

CAS NUMBER	COMPOUND NAME	RT	EST.CONC.	Q
1.	c3-subs_benzene (18.33)	18.33	480	J
2.	c4-subs_benzene (19.39)	19.39	460	J
3.	c3-subs_benzene (19.68)	19.68	950	J
4.	c3-subs_benzene (20.01)	20.01	1300	J
5.	c4-subs_benzene (20.6)	20.60	460	J
6.	c4-subs_benzene (20.71)	20.71	370	J
7.	c4-subs_benzene (21.53)	21.53	350	J
8. 000090-12-0	Naphthalene, 1-methyl-	24.72	270	JN

PSS114 S158

U.S. EPA - CLP

1

INORGANIC ANALYSIS DATA SHEET

EPA SAMPLE NO

GPESB-7A (15-16')

Lab Name: H2M LABS, INC.

Lab Code: 10478 Case No. SAS No.: SDG No.: PSS114

Matrix (soil/water): SOIL Lab Sample ID: 0711565-005

Level (low/med): LOW Date Received: 10/4/2007

% Solids: 62.3

Concentration Units (ug/L or mg/kg dry weight): MG/KG

CAS No.	Analyte	Concentration	C	Q	M
7440-38-2	Arsenic	5.0			P
7440-39-3	Barium	152		E	P
7440-43-9	Cadmium	0.18	B		P
7440-47-3	Chromium	11.8		E	P
57-12-5	Cyanide	253			CA
7439-92-1	Lead	41.9			P
7439-97-6	Mercury	0.46			CV
7782-49-2	Selenium	0.38	U	N	P
7440-22-4	Silver	0.25	B	N	P

Color Before: BROWN Clarity Before: Texture: MEDIUM

Color After: YELLOW Clarity After: CLEAR Artifacts:

Comments:

Date Reported: 10/18/2007

PSS114 S159

1A

VOLATILE ORGANICS ANALYSIS DATA SHEET

EPA SAMPLE NO.

7A (25.5-26.5')

Lab Name: H2M LABS, INC. Contract: _____

Lab Code: 10478 Case No.: KEY-PSS SAS No.: _____ SDG No.: PSS114

Matrix: (soil/water) SOIL Lab Sample ID: 0711565-006A

Sample wt/vol: 5 (g/mL) G Lab File ID: 7\P38006.D

Level: (low/med) LOW Date Received: 10/04/07

% Moisture: not dec. 47.5 Date Analyzed: 10/05/07

GC Column: R-502.2 ID: .53 (mm) Dilution Factor: 1.00

Soil Extract Volume: _____ (µL) Soil Aliquot Volume _____ (µL)

CONCENTRATION UNITS:

CAS NO.	COMPOUND	(µg/L or µg/Kg) UG/KG	Q
74-87-3	Chloromethane	19	U
74-83-9	Bromomethane	19	U
75-01-4	Vinyl chloride	19	U
75-00-3	Chloroethane	19	U
75-09-2	Methylene chloride	14	J
67-64-1	Acetone	790	E
75-35-4	1,1-Dichloroethene	19	U
75-15-0	Carbon disulfide	5	J
75-34-3	1,1-Dichloroethane	19	U
540-59-0	1,2-Dichloroethene (total)	19	U
67-66-3	Chloroform	19	U
107-06-2	1,2-Dichloroethane	19	U
78-93-3	2-Butanone	230	
71-55-6	1,1,1-Trichloroethane	19	U
56-23-5	Carbon tetrachloride	19	U
75-27-4	Bromodichloromethane	19	U
78-87-5	1,2-Dichloropropane	19	U
10061-01-5	cis-1,3-Dichloropropene	19	U
79-01-6	Trichloroethene	19	U
124-48-1	Dibromochloromethane	19	U
79-00-5	1,1,2-Trichloroethane	19	U
71-43-2	Benzene	19	U
10061-02-6	trans-1,3-Dichloropropene	19	U
75-25-2	Bromoform	19	U
108-10-1	4-Methyl-2-pentanone	19	U
591-78-6	2-Hexanone	19	U
127-18-4	Tetrachloroethene	19	U
79-34-5	1,1,2,2-Tetrachloroethane	19	U
108-88-3	Toluene	19	U
108-90-7	Chlorobenzene	19	U
100-41-4	Ethylbenzene	19	U
100-42-5	Styrene	19	U
1330-20-7	Xylene (total)	19	U

PSS114 S160

1F

VOLATILE ORGANICS ANALYSIS DATA SHEET

TENTATIVELY IDENTIFIED COMPOUNDS

EPA SAMPLE NO.

7A (25.5-26.5')

Lab Name: H2M LABS, INC. Contract: _____

Lab Code: 10478 Case No.: KEY-PSS SAS No.: _____ SDG No.: PSS114

Matrix: (soil/water) SOIL Lab Sample ID: 0711565-006A

Sample wt/vol: 5 (g/mL) G Lab File ID: 7\P38006.D

Level: (low/med) LOW Date Received: 10/04/07

% Moisture: not dec. 47.5 Date Analyzed: 10/05/07

GC Column: R-502.2 ID: .53 (mm) Dilution Factor: 1.00

Soil Extract Volume: (µl) Soil Aliquot Volume: 0 (µL)

CONCENTRATION UNITS:

Number TICs found: 4 (µg/L or µg/Kg) UG/KG

CAS NUMBER	COMPOUND NAME	RT	EST.CONC.	Q
1.	unknown	5.86	21	J
2. 000078-84-2	Propanal, 2-methyl-	8.67	24	JN
3.	unknown siloxane (18.66)	18.66	11	JX
4.	unknown siloxane (21.23)	21.23	14	JX

PSS114 S161

1A

VOLATILE ORGANICS ANALYSIS DATA SHEET

EPA SAMPLE NO.

7A (25.5-26.5')DL

Lab Name: H2M LABS, INC. Contract: _____

Lab Code: 10478 Case No.: KEY-PSS SAS No.: _____ SDG No.: PSS114

Matrix: (soil/water) SOIL Lab Sample ID: 0711565-006ADL

Sample wt/vol: 5 (g/mL) G Lab File ID: V\F31373.D

Level: (low/med) LOW Date Received: 10/04/07

% Moisture: not dec. 47.5 Date Analyzed: 10/12/07

GC Column: DB-624 ID: 0.18 (mm) Dilution Factor: 10.00

Soil Extract Volume: _____ (µL) Soil Aliquot Volume _____ (µL)

CONCENTRATION UNITS:

CAS NO.	COMPOUND	(µg/L or µg/Kg) UG/KG	Q
74-87-3	Chloromethane	190	U
74-83-9	Bromomethane	190	U
75-01-4	Vinyl chloride	190	U
75-00-3	Chloroethane	190	U
75-09-2	Methylene chloride	90	DBJ
67-64-1	Acetone	2100	DB
75-35-4	1,1-Dichloroethene	190	U
75-15-0	Carbon disulfide	190	U
75-34-3	1,1-Dichloroethane	190	U
540-59-0	1,2-Dichloroethene (total)	190	U
67-66-3	Chloroform	190	U
107-06-2	1,2-Dichloroethane	190	U
78-93-3	2-Butanone	630	D
71-55-6	1,1,1-Trichloroethane	190	U
56-23-5	Carbon tetrachloride	190	U
75-27-4	Bromodichloromethane	190	U
78-87-5	1,2-Dichloropropane	190	U
10061-01-5	cis-1,3-Dichloropropene	190	U
79-01-6	Trichloroethene	190	U
124-48-1	Dibromochloromethane	190	U
79-00-5	1,1,2-Trichloroethane	190	U
71-43-2	Benzene	190	U
10061-02-6	trans-1,3-Dichloropropene	190	U
75-25-2	Bromoform	190	U
108-10-1	4-Methyl-2-pentanone	190	U
591-78-6	2-Hexanone	190	U
127-18-4	Tetrachloroethene	190	U
79-34-5	1,1,2,2-Tetrachloroethane	190	U
108-88-3	Toluene	190	U
108-90-7	Chlorobenzene	190	U
100-41-4	Ethylbenzene	190	U
100-42-5	Styrene	190	U
1330-20-7	Xylene (total)	190	U

PSS114 S162

1F

VOLATILE ORGANICS ANALYSIS DATA SHEET

TENTATIVELY IDENTIFIED COMPOUNDS

EPA SAMPLE NO.

7A (25.5-26.5')DL

Lab Name: H2M LABS, INC. Contract: _____

Lab Code: 10478 Case No.: KEY-PSS SAS No.: _____ SDG No.: PSS114

Matrix: (soil/water) SOIL Lab Sample ID: 0711565-006ADL

Sample wt/vol: 5 (g/mL) G Lab File ID: V\F31373.D

Level: (low/med) LOW Date Received: 10/04/07

% Moisture: not dec. 47.5 Date Analyzed: 10/12/07

GC Column: DB-624 ID: 0.18 (mm) Dilution Factor: 10.00

Soil Extract Volume: (µl) Soil Aliquot Volume: 0 (µL)

CONCENTRATION UNITS:

Number TICs found: 0 (µg/L or µg/Kg) UG/KG

CAS NUMBER	COMPOUND NAME	RT	EST.CONC.	Q

PSS114 S163

1C

SEMIVOLATILE ORGANICS ANALYSIS DATA SHEET

EPA SAMPLE NO.

SB-7A(25.5-26.5)

Lab Name: H2M LABS, INC. Contract: _____

Lab Code: 10478 Case No.: KEY-PSS SAS No.: _____ SDG No.: PSS114

Matrix: (soil/water) SOIL Lab Sample ID: 0711565-006B

Sample wt/vol: 15 (g/mL) G Lab File ID: 7\N22124.D

Level: (low/med) LOW Date Received: 10/04/07

% Moisture: 47.5 Decanted:(Y/N) N Date Extracted: 10/08/07

Concentrated Extract Volume: 1000 (µL) Date Analyzed: 10/12/07

Injection Volume: 2 (µL) Dilution Factor: 1.00

GPC Cleanup: (Y/N) N pH: 7.0 Extraction: (Type) PFEX

CAS NO.	COMPOUND	CONCENTRATION UNITS: (µg/L or µg/Kg) UG/KG	Q
108-95-2	Phenol	630	U
111-44-4	Bis(2-chloroethyl)ether	630	U
95-57-8	2-Chlorophenol	630	U
541-73-1	1,3-Dichlorobenzene	630	U
106-46-7	1,4-Dichlorobenzene	630	U
95-50-1	1,2-Dichlorobenzene	630	U
95-48-7	2-Methylphenol	630	U
108-60-1	2,2'-oxybis(1-chloropropane)	630	U
106-44-5	4-Methylphenol	630	U
621-64-7	N-Nitroso-di-n-propylamine	630	U
67-72-1	Hexachloroethane	630	U
98-95-3	Nitrobenzene	630	U
78-59-1	Isophorone	630	U
88-75-5	2-Nitrophenol	630	U
105-67-9	2,4-Dimethylphenol	630	U
111-91-1	Bis(2-chloroethoxy)methane	630	U
120-83-2	2,4-Dichlorophenol	630	U
120-82-1	1,2,4-Trichlorobenzene	630	U
91-20-3	Naphthalene	630	U
106-47-8	4-Chloroaniline	630	U
87-68-3	Hexachlorobutadiene	630	U
59-50-7	4-Chloro-3-methylphenol	630	U
91-57-6	2-Methylnaphthalene	630	U
77-47-4	Hexachlorocyclopentadiene	630	U
88-06-2	2,4,6-Trichlorophenol	630	U
95-95-4	2,4,5-Trichlorophenol	1600	U
91-58-7	2-Chloronaphthalene	630	U
88-74-4	2-Nitroaniline	1600	U
131-11-3	Dimethylphthalate	630	U
208-96-8	Acenaphthylene	630	U
606-20-2	2,6-Dinitrotoluene	630	U
99-09-2	3-Nitroaniline	1600	U
83-32-9	Acenaphthene	630	U
51-28-5	2,4-Dinitrophenol	1600	U
100-02-7	4-Nitrophenol	1600	U
132-64-9	Dibenzofuran	630	U

1D

SEMIVOLATILE ORGANICS ANALYSIS DATA SHEET

EPA SAMPLE NO.

SB-7A(25.5-26.5)

Lab Name: H2M LABS, INC. Contract: _____

Lab Code: 10478 Case No.: KEY-PSS SAS No.: _____ SDG No.: PSS114

Matrix: (soil/water) SOIL Lab Sample ID: 0711565-006B

Sample wt/vol: 15 (g/mL) G Lab File ID: 7\N22124.D

Level: (low/med) LOW Date Received: 10/04/07

% Moisture: 47.5 Decanted: (Y/N) N Date Extracted: 10/08/07

Concentrated Extract Volume: 1000 (µL) Date Analyzed: 10/12/07

Injection Volume: 2 (µL) Dilution Factor: 1.00

GPC Cleanup: (Y/N) N pH: 7.0 Extraction: (Type) PFEX

CAS NO.	COMPOUND	CONCENTRATION UNITS: (µg/L or µg/Kg) UG/KG	Q
121-14-2	2,4-Dinitrotoluene	630	U
84-66-2	Diethylphthalate	630	U
7005-72-3	4-Chlorophenyl-phenylether	630	U
86-73-7	Fluorene	630	U
100-01-6	4-Nitroaniline	1600	U
534-52-1	4,6-Dinitro-2-methylphenol	1600	U
86-30-6	N-Nitrosodiphenylamine	630	U
101-55-3	4-Bromophenyl-phenylether	630	U
118-74-1	Hexachlorobenzene	630	U
87-86-5	Pentachlorophenol	1600	U
85-01-8	Phenanthrene	630	U
120-12-7	Anthracene	630	U
86-74-8	Carbazole	630	U
84-74-2	Di-n-butyl phthalate	630	U
206-44-0	Fluoranthene	630	U
129-00-0	Pyrene	630	U
85-68-7	Butyl benzyl phthalate	630	U
91-94-1	3,3'-Dichlorobenzidine	630	U
56-55-3	Benzo(a)anthracene	630	U
218-01-9	Chrysene	630	U
117-81-7	Bis(2-ethylhexyl)phthalate	630	U
117-84-0	Di-n-octyl phthalate	630	U
205-99-2	Benzo(b)fluoranthene	630	U
207-08-9	Benzo(k)fluoranthene	630	U
50-32-8	Benzo(a)pyrene	630	U
193-39-5	Indeno(1,2,3-cd)pyrene	630	U
53-70-3	Dibenzo(a,h)anthracene	630	U
191-24-2	Benzo(g,h,i)perylene	630	U

(1) Cannot be separated from Diphenylamine

PSS114 S165

1G

SEMIVOLATILE ORGANICS ANALYSIS DATA SHEET
TENTATIVELY IDENTIFIED COMPOUNDS

EPA SAMPLE NO.

SB-7A(25.5-26.5)

Lab Name: H2M LABS, INC. Contract: ____

Lab Code: 10478 Case No.: KEY-PSS SAS No.: ____ SDG No.: PSS114

Matrix: (soil/water) SOIL Lab Sample ID: 0711565-006B

Sample wt/vol: 15 (g/mL) G Lab File ID: 7N22124.D

Level: (low/med) LOW Date Received: 10/04/07

% Moisture: 47.5 Decanted:(Y/N) N Date Extracted: 10/08/07

Concentrated Extract Volume: 1000 (µl) Date Analyzed: 10/12/07

Injection Volume: 2 (µl) Dilution Factor: 1.00

GPC Cleanup: (Y/N) N pH: 7.0 Extraction: (Type) PFEX

CONCENTRATION UNITS:
(µg/L or µg/Kg) UG/KG

Number TICs found: 1

CAS NUMBER	COMPOUND NAME	RT	EST.CONC.	Q
1.	unknown	16.84	300	J

PSS114 S166

1E

PESTICIDE ORGANICS ANALYSIS DATA SHEET

EPA SAMPLE NO.

7A (25.5-26.5')

Lab Name: H2M LABS, INC. Contract: _____

Lab Code: 10478 Case No.: KEY-PSS SAS No.: _____ SDG No.: PSS114

Matrix: (soil/water) SOIL Lab Sample ID: 0711565-006B

Sample wt/vol: 15 (g/mL) G Lab File ID: a00201.raw

% Moisture: 47.5 Decanted: (Y/N) N Date Received: 10/04/07

Extraction: (Type) PFEX Date Extracted: 10/10/07

Concentrated Extract Volume: 5000 (uL) Date Analyzed: 10/12/07

Injection Volume: 0.5 (uL) Dilution Factor: 1.00

GPC Cleanup: (Y/N) N pH: 7.0 Sulfur Cleanup: (Y/N) Y

CAS NO	COMPOUND	CONCENTRATION UNITS: (µg/L or µg/Kg) UG/KG	Q
12674-11-2	Aroclor 1016	63	U
11104-28-2	Aroclor 1221	130	U
11141-16-5	Aroclor 1232	63	U
53469-21-9	Aroclor 1242	63	U
12672-29-6	Aroclor 1248	63	U
11097-69-1	Aroclor 1254	63	U
11096-82-5	Aroclor 1260	63	U

PSS114 S167

U.S. EPA - CLP

1

INORGANIC ANALYSIS DATA SHEET

EPA SAMPLE NO

GPESB-7A (25.5-26.5')

Lab Name: H2M LABS, INC.

Lab Code: 10478 Case No. SAS No.: SDG No.: PSS114

Matrix (soil/water): SOIL Lab Sample ID: 0711565-006

Level (low/med): LOW Date Received: 10/4/2007

% Solids: 52.5

Concentration Units (ug/L or mg/kg dry weight): MG/KG

CAS No.	Analyte	Concentration	C	Q	M
7440-38-2	Arsenic	8.3			P
7440-39-3	Barium	156		E	P
7440-43-9	Cadmium	0.062	U		P
7440-47-3	Chromium	29.9		E	P
57-12-5	Cyanide	0.95	U		CA
7439-92-1	Lead	8.8			P
7439-97-6	Mercury	0.037	B		CV
7782-49-2	Selenium	0.46	U	N	P
7440-22-4	Silver	0.28	B	N	P

Color Before: BROWN Clarity Before: Texture: MEDIUM

Color After: YELLOW Clarity After: CLEAR Artifacts:

Comments:

Date Reported: 10/18/2007

PSS114 S168

1A

VOLATILE ORGANICS ANALYSIS DATA SHEET

EPA SAMPLE NO.

10A (0.5-2')

Lab Name: H2M LABS, INC. Contract: _____

Lab Code: 10478 Case No.: KEY-PSS SAS No.: _____ SDG No.: PSS114

Matrix: (soil/water) SOIL Lab Sample ID: 0711565-007A

Sample wt/vol: 5 (g/mL) G Lab File ID: 7\P38018.D

Level: (low/med) LOW Date Received: 10/04/07

% Moisture: not dec. 11.1 Date Analyzed: 10/07/07

GC Column: R-502.2 ID: .53 (mm) Dilution Factor: 1.00

Soil Extract Volume: _____ (µL) Soil Aliquot Volume _____ (µL)

CONCENTRATION UNITS:

CAS NO.	COMPOUND	(µg/L or µg/Kg) UG/KG	Q
74-87-3	Chloromethane	11	U
74-83-9	Bromomethane	11	U
75-01-4	Vinyl chloride	11	U
75-00-3	Chloroethane	11	U
75-09-2	Methylene chloride	5	BJ
67-64-1	Acetone	11	U
75-35-4	1,1-Dichloroethene	11	U
75-15-0	Carbon disulfide	11	U
75-34-3	1,1-Dichloroethane	11	U
540-59-0	1,2-Dichloroethene (total)	11	U
67-66-3	Chloroform	11	U
107-06-2	1,2-Dichloroethane	11	U
78-93-3	2-Butanone	11	U
71-55-6	1,1,1-Trichloroethane	11	U
56-23-5	Carbon tetrachloride	11	U
75-27-4	Bromodichloromethane	11	U
78-87-5	1,2-Dichloropropane	11	U
10061-01-5	cis-1,3-Dichloropropene	11	U
79-01-6	Trichloroethene	11	U
124-48-1	Dibromochloromethane	11	U
79-00-5	1,1,2-Trichloroethane	11	U
71-43-2	Benzene	11	U
10061-02-6	trans-1,3-Dichloropropene	11	U
75-25-2	Bromoform	11	U
108-10-1	4-Methyl-2-pentanone	11	U
591-78-6	2-Hexanone	11	U
127-18-4	Tetrachloroethene	11	U
79-34-5	1,1,2,2-Tetrachloroethane	11	U
108-88-3	Toluene	11	U
108-90-7	Chlorobenzene	11	U
100-41-4	Ethylbenzene	11	U
100-42-5	Styrene	11	U
1330-20-7	Xylene (total)	11	U

PSS114 S169

1F

VOLATILE ORGANICS ANALYSIS DATA SHEET

TENTATIVELY IDENTIFIED COMPOUNDS

EPA SAMPLE NO.

10A (0.5-2')

Lab Name: H2M LABS, INC. Contract: _____

Lab Code: 10478 Case No.: KEY-PSS SAS No.: _____ SDG No.: PSS114

Matrix: (soil/water) SOIL Lab Sample ID: 0711565-007A

Sample wt/vol: 5 (g/mL) G Lab File ID: 7\P38018.D

Level: (low/med) LOW Date Received: 10/04/07

% Moisture: not dec. 11.1 Date Analyzed: 10/07/07

GC Column: R-502.2 ID: .53 (mm) Dilution Factor: 1.00

Soil Extract Volume: (µl) Soil Aliquot Volume: 0 (µL)

CONCENTRATION UNITS:

Number TICs found: 2 (µg/L or µg/Kg) UG/KG

CAS NUMBER	COMPOUND NAME	RT	EST.CONC.	Q
1.	unknown siloxane (18.68)	18.68	17	BJX
2.	unknown siloxane (21.23)	21.23	25	JX

PSS114 S170

1C

SEMIVOLATILE ORGANICS ANALYSIS DATA SHEET

EPA SAMPLE NO.

SB-10A(0.5-2)

Lab Name: H2M LABS, INC. Contract: _____

Lab Code: 10478 Case No.: KEY-PSS SAS No.: _____ SDG No.: PSS114

Matrix: (soil/water) SOIL Lab Sample ID: 0711565-007B

Sample wt/vol: 15 (g/mL) G Lab File ID: 7\N22121.D

Level: (low/med) LOW Date Received: 10/04/07

% Moisture: 11.1 Decanted: (Y/N) N Date Extracted: 10/08/07

Concentrated Extract Volume: 1000 (µL) Date Analyzed: 10/12/07

Injection Volume: 2 (µL) Dilution Factor: 1.00

GPC Cleanup: (Y/N) N pH: 7.0 Extraction: (Type) PFEX

CAS NO.	COMPOUND	CONCENTRATION UNITS: (µg/L or µg/Kg) UG/KG	Q
108-95-2	Phenol	370	U
111-44-4	Bis(2-chloroethyl)ether	370	U
95-57-8	2-Chlorophenol	370	U
541-73-1	1,3-Dichlorobenzene	370	U
106-46-7	1,4-Dichlorobenzene	370	U
95-50-1	1,2-Dichlorobenzene	370	U
95-48-7	2-Methylphenol	370	U
108-60-1	2,2'-oxybis(1-chloropropane)	370	U
106-44-5	4-Methylphenol	370	U
621-64-7	N-Nitroso-di-n-propylamine	370	U
67-72-1	Hexachloroethane	370	U
98-95-3	Nitrobenzene	370	U
78-59-1	Isophorone	370	U
88-75-5	2-Nitrophenol	370	U
105-67-9	2,4-Dimethylphenol	370	U
111-91-1	Bis(2-chloroethoxy)methane	370	U
120-83-2	2,4-Dichlorophenol	370	U
120-82-1	1,2,4-Trichlorobenzene	370	U
91-20-3	Naphthalene	370	U
106-47-8	4-Chloroaniline	370	U
87-68-3	Hexachlorobutadiene	370	U
59-50-7	4-Chloro-3-methylphenol	370	U
91-57-6	2-Methylnaphthalene	370	U
77-47-4	Hexachlorocyclopentadiene	370	U
88-06-2	2,4,6-Trichlorophenol	370	U
95-95-4	2,4,5-Trichlorophenol	930	U
91-58-7	2-Chloronaphthalene	370	U
88-74-4	2-Nitroaniline	930	U
131-11-3	Dimethylphthalate	370	U
208-96-8	Acenaphthylene	370	U
606-20-2	2,6-Dinitrotoluene	370	U
99-09-2	3-Nitroaniline	930	U
83-32-9	Acenaphthene	370	U
51-28-5	2,4-Dinitrophenol	930	U
100-02-7	4-Nitrophenol	930	U
132-64-9	Dibenzofuran	370	U

1D

SEMIVOLATILE ORGANICS ANALYSIS DATA SHEET

EPA SAMPLE NO.

SB-10A(0.5-2)

Lab Name: H2M LABS, INC. Contract: _____

Lab Code: 10478 Case No.: KEY-PSS SAS No.: _____ SDG No.: PSS114

Matrix: (soil/water) SOIL Lab Sample ID: 0711565-007B

Sample wt/vol: 15 (g/mL) G Lab File ID: 7\N22121.D

Level: (low/med) LOW Date Received: 10/04/07

% Moisture: 11.1 Decanted: (Y/N) N Date Extracted: 10/08/07

Concentrated Extract Volume: 1000 (µL) Date Analyzed: 10/12/07

Injection Volume: 2 (µL) Dilution Factor: 1.00

GPC Cleanup: (Y/N) N pH: 7.0 Extraction: (Type) PFEX

CAS NO.	COMPOUND	CONCENTRATION UNITS: (µg/L or µg/Kg) UG/KG	Q
121-14-2	2,4-Dinitrotoluene	370	U
84-66-2	Diethylphthalate	370	U
7005-72-3	4-Chlorophenyl-phenylether	370	U
86-73-7	Fluorene	370	U
100-01-6	4-Nitroaniline	930	U
534-52-1	4,6-Dinitro-2-methylphenol	930	U
86-30-6	N-Nitrosodiphenylamine	370	U
101-55-3	4-Bromophenyl-phenylether	370	U
118-74-1	Hexachlorobenzene	370	U
87-86-5	Pentachlorophenol	930	U
85-01-8	Phenanthrene	370	U
120-12-7	Anthracene	370	U
86-74-8	Carbazole	370	U
84-74-2	Di-n-butyl phthalate	370	U
206-44-0	Fluoranthene	370	U
129-00-0	Pyrene	370	U
85-68-7	Butyl benzyl phthalate	370	U
91-94-1	3,3'-Dichlorobenzidine	370	U
56-55-3	Benzo(a)anthracene	370	U
218-01-9	Chrysene	370	U
117-81-7	Bis(2-ethylhexyl)phthalate	370	U
117-84-0	Di-n-octyl phthalate	370	U
205-99-2	Benzo(b)fluoranthene	370	U
207-08-9	Benzo(k)fluoranthene	370	U
50-32-8	Benzo(a)pyrene	370	U
193-39-5	Indeno(1,2,3-cd)pyrene	370	U
53-70-3	Dibenzo(a,h)anthracene	370	U
191-24-2	Benzo(g,h,i)perylene	370	U

(1) Cannot be separated from Diphenylamine

PSS114 S172

1G

SEMIVOLATILE ORGANICS ANALYSIS DATA SHEET
TENTATIVELY IDENTIFIED COMPOUNDS

EPA SAMPLE NO.

SB-10A(0.5-2)

Lab Name: H2M LABS, INC. Contract: ____

Lab Code: 10478 Case No.: KEY-PSS SAS No.: ____ SDG No.: PSS114

Matrix: (soil/water) SOIL Lab Sample ID: 0711565-007B

Sample wt/vol: 15 (g/mL) G Lab File ID: 7\N22121.D

Level: (low/med) LOW Date Received: 10/04/07

% Moisture: 11.1 Decanted:(Y/N) N Date Extracted: 10/08/07

Concentrated Extract Volume: 1000 (µl) Date Analyzed: 10/12/07

Injection Volume: 2 (µl) Dilution Factor: 1.00

GPC Cleanup: (Y/N) N pH: 7.0 Extraction: (Type) PFEX

CONCENTRATION UNITS:
(µg/L or µg/Kg) UG/KG

Number TICs found: 0

CAS NUMBER	COMPOUND NAME	RT	EST.CONC.	Q
1.	(DEL) Alkane: Straight-Chain	17.09	160	J

PSS114.S173

1E

PESTICIDE ORGANICS ANALYSIS DATA SHEET

EPA SAMPLE NO.

10A (0.5-2')

Lab Name: H2M LABS, INC. Contract: _____

Lab Code: 10478 Case No.: KEY-PSS SAS No.: _____ SDG No.: PSS114

Matrix: (soil/water) SOIL Lab Sample ID: 0711565-007B

Sample wt/vol: 15 (g/mL) G Lab File ID: a00204.raw

% Moisture: 11.1 Decanted: (Y/N) N Date Received: 10/04/07

Extraction: (Type) PFEX Date Extracted: 10/10/07

Concentrated Extract Volume: 5000 (uL) Date Analyzed: 10/12/07

Injection Volume: 0.5 (uL) Dilution Factor: 1.00

GPC Cleanup: (Y/N) N pH: 7.0 Sulfur Cleanup: (Y/N) Y

CAS NO	COMPOUND	CONCENTRATION UNITS: (µg/L or µg/Kg) UG/KG	Q
12674-11-2	Aroclor 1016	37	U
11104-28-2	Aroclor 1221	75	U
11141-16-5	Aroclor 1232	37	U
53469-21-9	Aroclor 1242	37	U
12672-29-6	Aroclor 1248	37	U
11097-69-1	Aroclor 1254	37	U
11096-82-5	Aroclor 1260	37	U

U.S. EPA - CLP

1

INORGANIC ANALYSIS DATA SHEET

EPA SAMPLE NO

GPESB-10A (0.5-2')

Lab Name: H2M LABS, INC.

Lab Code: 10478 Case No. SAS No.: SDG No.: PSS114

Matrix (soil/water): SOIL Lab Sample ID: 0711565-007

Level (low/med): LOW Date Received: 10/4/2007

% Solids: 88.9

Concentration Units (ug/L or mg/kg dry weight): MG/KG

CAS No.	Analyte	Concentration	C	Q	M
7440-38-2	Arsenic	3.7			P
7440-39-3	Barium	39.9		E	P
7440-43-9	Cadmium	0.036	U		P
7440-47-3	Chromium	21.1		E	P
57-12-5	Cyanide	0.56	U		CA
7439-92-1	Lead	10.3			P
7439-97-6	Mercury	0.019	B		CV
7782-49-2	Selenium	0.27	U	N	P
7440-22-4	Silver	0.12	B	N	P

Color Before: BROWN Clarity Before: _____ Texture: MEDIUM

Color After: YELLOW Clarity After: CLEAR Artifacts: _____

Comments:

Date Reported: 10/18/2007

PSS114 S175

1A

VOLATILE ORGANICS ANALYSIS DATA SHEET

EPA SAMPLE NO.

10A (5-6')

Lab Name: H2M LABS, INC. Contract: _____

Lab Code: 10478 Case No.: KEY-PSS SAS No.: _____ SDG No.: PSS114

Matrix: (soil/water) SOIL Lab Sample ID: 0711565-008A

Sample wt/vol: 5 (g/mL) G Lab File ID: 7\P38024.D

Level: (low/med) LOW Date Received: 10/04/07

% Moisture: not dec. 14 Date Analyzed: 10/07/07

GC Column: R-502.2 ID: .53 (mm) Dilution Factor: 1.00

Soil Extract Volume: _____ (µL) Soil Aliquot Volume _____ (µL)

CONCENTRATION UNITS:

CAS NO.	COMPOUND	(µg/L or µg/Kg) UG/KG	Q
74-87-3	Chloromethane	12	U
74-83-9	Bromomethane	12	U
75-01-4	Vinyl chloride	12	U
75-00-3	Chloroethane	12	U
75-09-2	Methylene chloride	8	BJ
67-64-1	Acetone	64	
75-35-4	1,1-Dichloroethene	12	U
75-15-0	Carbon disulfide	12	U
75-34-3	1,1-Dichloroethane	12	U
540-59-0	1,2-Dichloroethene (total)	12	U
67-66-3	Chloroform	12	U
107-06-2	1,2-Dichloroethane	12	U
78-93-3	2-Butanone	15	
71-55-6	1,1,1-Trichloroethane	12	U
56-23-5	Carbon tetrachloride	12	U
75-27-4	Bromodichloromethane	12	U
78-87-5	1,2-Dichloropropane	12	U
10061-01-5	cis-1,3-Dichloropropene	12	U
79-01-6	Trichloroethene	12	U
124-48-1	Dibromochloromethane	12	U
79-00-5	1,1,2-Trichloroethane	12	U
71-43-2	Benzene	12	U
10061-02-6	trans-1,3-Dichloropropene	12	U
75-25-2	Bromoform	12	U
108-10-1	4-Methyl-2-pentanone	12	U
591-78-6	2-Hexanone	12	U
127-18-4	Tetrachloroethene	12	U
79-34-5	1,1,2,2-Tetrachloroethane	12	U
108-88-3	Toluene	12	U
108-90-7	Chlorobenzene	12	U
100-41-4	Ethylbenzene	12	U
100-42-5	Styrene	12	U
1330-20-7	Xylene (total)	12	U

PSS114 S176

1F

VOLATILE ORGANICS ANALYSIS DATA SHEET

TENTATIVELY IDENTIFIED COMPOUNDS

EPA SAMPLE NO.

10A (5-6')

Lab Name: H2M LABS, INC. Contract: _____

Lab Code: 10478 Case No.: KEY-PSS SAS No.: _____ SDG No.: PSS114

Matrix: (soil/water) SOIL Lab Sample ID: 0711565-008A

Sample wt/vol: 5 (g/mL) G Lab File ID: 7\P38024.D

Level: (low/med) LOW Date Received: 10/04/07

% Moisture: not dec. 14 Date Analyzed: 10/07/07

GC Column: R-502.2 ID: .53 (mm) Dilution Factor: 1.00

Soil Extract Volume: (µl) Soil Aliquot Volume: 0 (µL)

CONCENTRATION UNITS:

(µg/L or µg/Kg) UG/KG

Number TICs found: 2

CAS NUMBER	COMPOUND NAME	RT	EST.CONC.	Q
1.	unknown siloxane (18.68)	18.68	15	BJX
2.	unknown siloxane (21.24)	21.24	34	BJX

PSS114 S177

1C

SEMIVOLATILE ORGANICS ANALYSIS DATA SHEET

EPA SAMPLE NO.

SB-10A(5-6)

Lab Name: H2M LABS, INC. Contract: _____

Lab Code: 10478 Case No.: KEY-PSS SAS No.: _____ SDG No.: PSS114

Matrix: (soil/water) SOIL Lab Sample ID: 0711565-008B

Sample wt/vol: 15 (g/mL) G Lab File ID: 7\N22122.D

Level: (low/med) LOW Date Received: 10/04/07

% Moisture: 14 Decanted: (Y/N) N Date Extracted: 10/08/07

Concentrated Extract Volume: 1000 (µL) Date Analyzed: 10/12/07

Injection Volume: 2 (µL) Dilution Factor: 1.00

GPC Cleanup: (Y/N) N pH: 7.0 Extraction: (Type) PFEX

CAS NO.	COMPOUND	CONCENTRATION UNITS: (µg/L or µg/Kg) UG/KG	Q
108-95-2	Phenol	380	U
111-44-4	Bis(2-chloroethyl)ether	380	U
95-57-8	2-Chlorophenol	380	U
541-73-1	1,3-Dichlorobenzene	380	U
106-46-7	1,4-Dichlorobenzene	380	U
95-50-1	1,2-Dichlorobenzene	380	U
95-48-7	2-Methylphenol	380	U
108-60-1	2,2'-oxybis(1-chloropropane)	380	U
106-44-5	4-Methylphenol	380	U
621-64-7	N-Nitroso-di-n-propylamine	380	U
67-72-1	Hexachloroethane	380	U
98-95-3	Nitrobenzene	380	U
78-59-1	Isophorone	380	U
88-75-5	2-Nitrophenol	380	U
105-67-9	2,4-Dimethylphenol	380	U
111-91-1	Bis(2-chloroethoxy)methane	380	U
120-83-2	2,4-Dichlorophenol	380	U
120-82-1	1,2,4-Trichlorobenzene	380	U
91-20-3	Naphthalene	380	U
106-47-8	4-Chloroaniline	380	U
87-68-3	Hexachlorobutadiene	380	U
59-50-7	4-Chloro-3-methylphenol	380	U
91-57-6	2-Methylnaphthalene	380	U
77-47-4	Hexachlorocyclopentadiene	380	U
88-06-2	2,4,6-Trichlorophenol	380	U
95-95-4	2,4,5-Trichlorophenol	970	U
91-58-7	2-Chloronaphthalene	380	U
88-74-4	2-Nitroaniline	970	U
131-11-3	Dimethylphthalate	380	U
208-96-8	Acenaphthylene	380	U
606-20-2	2,6-Dinitrotoluene	380	U
99-09-2	3-Nitroaniline	970	U
83-32-9	Acenaphthene	380	U
51-28-5	2,4-Dinitrophenol	970	U
100-02-7	4-Nitrophenol	970	U
132-64-9	Dibenzofuran	380	U

PSS114 S178

1D

SEMIVOLATILE ORGANICS ANALYSIS DATA SHEET

EPA SAMPLE NO.

SB-10A(5-6)

Lab Name: H2M LABS, INC. Contract: _____

Lab Code: 10478 Case No.: KEY-PSS SAS No.: _____ SDG No.: PSS114

Matrix: (soil/water) SOIL Lab Sample ID: 0711565-008B

Sample wt/vol: 15 (g/mL) G Lab File ID: 7\N22122.D

Level: (low/med) LOW Date Received: 10/04/07

% Moisture: 14 Decanted: (Y/N) N Date Extracted: 10/08/07

Concentrated Extract Volume: 1000 (µL) Date Analyzed: 10/12/07

Injection Volume: 2 (µL) Dilution Factor: 1.00

GPC Cleanup: (Y/N) N pH: 7.0 Extraction: (Type) PFEX

CAS NO.	COMPOUND	CONCENTRATION UNITS: (µg/L or µg/Kg) UG/KG	Q
121-14-2	2,4-Dinitrotoluene	380	U
84-66-2	Diethylphthalate	380	U
7005-72-3	4-Chlorophenyl-phenylether	380	U
86-73-7	Fluorene	380	U
100-01-6	4-Nitroaniline	970	U
534-52-1	4,6-Dinitro-2-methylphenol	970	U
86-30-6	N-Nitrosodiphenylamine	380	U
101-55-3	4-Bromophenyl-phenylether	380	U
118-74-1	Hexachlorobenzene	380	U
87-86-5	Pentachlorophenol	970	U
85-01-8	Phenanthrene	380	U
120-12-7	Anthracene	380	U
86-74-8	Carbazole	380	U
84-74-2	Di-n-butyl phthalate	380	U
206-44-0	Fluoranthene	380	U
129-00-0	Pyrene	380	U
85-68-7	Butyl benzyl phthalate	380	U
91-94-1	3,3'-Dichlorobenzidine	380	U
56-55-3	Benzo(a)anthracene	380	U
218-01-9	Chrysene	380	U
117-81-7	Bis(2-ethylhexyl)phthalate	380	U
117-84-0	Di-n-octyl phthalate	380	U
205-99-2	Benzo(b)fluoranthene	380	U
207-08-9	Benzo(k)fluoranthene	380	U
50-32-8	Benzo(a)pyrene	380	U
193-39-5	Indeno(1,2,3-cd)pyrene	380	U
53-70-3	Dibenzo(a,h)anthracene	380	U
191-24-2	Benzo(g,h,i)perylene	380	U

(1) Cannot be separated from Diphenylamine

PSS114 S179

1G

SEMIVOLATILE ORGANICS ANALYSIS DATA SHEET
TENTATIVELY IDENTIFIED COMPOUNDS

EPA SAMPLE NO.

SB-10A(5-6)

Lab Name: H2M LABS, INC. Contract: ____

Lab Code: 10478 Case No.: KEY-PSS SAS No.: ____ SDG No.: PSS114

Matrix: (soil/water) SOIL Lab Sample ID: 0711565-008B

Sample wt/vol: 15 (g/mL) G Lab File ID: 7\N22122.D

Level: (low/med) LOW Date Received: 10/04/07

% Moisture: 14 Decanted:(Y/N) N Date Extracted: 10/08/07

Concentrated Extract Volume: 1000 (µl) Date Analyzed: 10/12/07

Injection Volume: 2 (µl) Dilution Factor: 1.00

GPC Cleanup: (Y/N) N pH: 7.0 Extraction: (Type) PFEX

CONCENTRATION UNITS:
(µg/L or µg/Kg) UG/KG

Number TICs found: 0

CAS NUMBER	COMPOUND NAME	RT	EST.CONC.	Q

PSS114 S180

1E

PESTICIDE ORGANICS ANALYSIS DATA SHEET

EPA SAMPLE NO.

10A (5-6')

Lab Name: H2M LABS, INC. Contract: _____

Lab Code: 10478 Case No.: KEY-PSS SAS No.: _____ SDG No.: PSS114

Matrix: (soil/water) SOIL Lab Sample ID: 0711565-008B

Sample wt/vol: 15 (g/mL) G Lab File ID: a00205.raw

% Moisture: 14 Decanted: (Y/N) N Date Received: 10/04/07

Extraction: (Type) PFEX Date Extracted: 10/10/07

Concentrated Extract Volume: 5000 (uL) Date Analyzed: 10/12/07

Injection Volume: 0.5 (uL) Dilution Factor: 1.00

GPC Cleanup: (Y/N) N pH: 7.0 Sulfur Cleanup: (Y/N) Y

CONCENTRATION UNITS:

CAS NO	COMPOUND	(µg/L or µg/Kg) UG/KG	Q
12674-11-2	Aroclor 1016	38	U
11104-28-2	Aroclor 1221	78	U
11141-16-5	Aroclor 1232	38	U
53469-21-9	Aroclor 1242	38	U
12672-29-6	Aroclor 1248	38	U
11097-69-1	Aroclor 1254	38	U
11096-82-5	Aroclor 1260	38	U

U.S. EPA - CLP

1

INORGANIC ANALYSIS DATA SHEET

EPA SAMPLE NO

GPESB-10A (5-6')

Lab Name: H2M LABS, INC.

Lab Code: 10478 Case No. SAS No.: SDG No.: PSS114

Matrix (soil/water): SOIL Lab Sample ID: 0711565-008

Level (low/med): LOW Date Received: 10/4/2007

% Solids: 86.0

Concentration Units (ug/L or mg/kg dry weight): MG/KG

CAS No.	Analyte	Concentration	C	Q	M
7440-38-2	Arsenic	2.4			P
7440-39-3	Barium	28.1		E	P
7440-43-9	Cadmium	0.038	U		P
7440-47-3	Chromium	10.0		E	P
57-12-5	Cyanide	0.58	U		CA
7439-92-1	Lead	13.8			P
7439-97-6	Mercury	0.043			CV
7782-49-2	Selenium	0.28	U	N	P
7440-22-4	Silver	0.055	B	N	P

Color Before: BROWN Clarity Before: Texture: MEDIUM

Color After: YELLOW Clarity After: CLEAR Artifacts:

Comments:

Date Reported: 10/18/2007

PSS114 S182

1A

VOLATILE ORGANICS ANALYSIS DATA SHEET

EPA SAMPLE NO.

10A (12.5-13.5')

Lab Name: H2M LABS, INC. Contract: _____

Lab Code: 10478 Case No.: KEY-PSS SAS No.: _____ SDG No.: PSS114

Matrix: (soil/water) SOIL Lab Sample ID: 0711565-009A

Sample wt/vol: 5 (g/mL) G Lab File ID: 7\P38025.D

Level: (low/med) LOW Date Received: 10/04/07

% Moisture: not dec. 10.9 Date Analyzed: 10/07/07

GC Column: R-502.2 ID: .53 (mm) Dilution Factor: 1.00

Soil Extract Volume: _____ (µL) Soil Aliquot Volume _____ (µL)

CONCENTRATION UNITS:

CAS NO.	COMPOUND	(µg/L or µg/Kg) UG/KG	Q
74-87-3	Chloromethane	11	U
74-83-9	Bromomethane	11	U
75-01-4	Vinyl chloride	11	U
75-00-3	Chloroethane	11	U
75-09-2	Methylene chloride	7	BJ
67-64-1	Acetone	92	
75-35-4	1,1-Dichloroethene	11	U
75-15-0	Carbon disulfide	1	J
75-34-3	1,1-Dichloroethane	11	U
540-59-0	1,2-Dichloroethene (total)	11	U
67-66-3	Chloroform	11	U
107-06-2	1,2-Dichloroethane	11	U
78-93-3	2-Butanone	24	
71-55-6	1,1,1-Trichloroethane	11	U
56-23-5	Carbon tetrachloride	11	U
75-27-4	Bromodichloromethane	11	U
78-87-5	1,2-Dichloropropane	11	U
10061-01-5	cis-1,3-Dichloropropene	11	U
79-01-6	Trichloroethene	11	U
124-48-1	Dibromochloromethane	11	U
79-00-5	1,1,2-Trichloroethane	11	U
71-43-2	Benzene	11	U
10061-02-6	trans-1,3-Dichloropropene	11	U
75-25-2	Bromoform	11	U
108-10-1	4-Methyl-2-pentanone	11	U
591-78-6	2-Hexanone	11	U
127-18-4	Tetrachloroethene	11	U
79-34-5	1,1,2,2-Tetrachloroethane	11	U
108-88-3	Toluene	11	U
108-90-7	Chlorobenzene	11	U
100-41-4	Ethylbenzene	11	U
100-42-5	Styrene	11	U
1330-20-7	Xylene (total)	11	U

PSS114 S183

1F

VOLATILE ORGANICS ANALYSIS DATA SHEET

TENTATIVELY IDENTIFIED COMPOUNDS

EPA SAMPLE NO.

10A (12.5-13.5')

Lab Name: H2M LABS, INC. Contract: _____

Lab Code: 10478 Case No.: KEY-PSS SAS No.: _____ SDG No.: PSS114

Matrix: (soil/water) SOIL Lab Sample ID: 0711565-009A

Sample wt/vol: 5 (g/mL) G Lab File ID: 7\P38025.D

Level: (low/med) LOW Date Received: 10/04/07

% Moisture: not dec. 10.9 Date Analyzed: 10/07/07

GC Column: R-502.2 ID: .53 (mm) Dilution Factor: 1.00

Soil Extract Volume: (µl) Soil Aliquot Volume: 0 (µL)

CONCENTRATION UNITS:

(µg/L or µg/Kg) UG/KG

Number TICs found: 2

CAS NUMBER	COMPOUND NAME	RT	EST.CONC.	Q
1.	unknown siloxane (18.69)	18.69	18	JX
2.	unknown siloxane (21.25)	21.25	21	JX

PSS114 S184

1C

SEMIVOLATILE ORGANICS ANALYSIS DATA SHEET

EPA SAMPLE NO.

SB-10A(12.5-13.5)

Lab Name: H2M LABS, INC. Contract: _____

Lab Code: 10478 Case No.: KEY-PSS SAS No.: _____ SDG No.: PSS114

Matrix: (soil/water) SOIL Lab Sample ID: 0711565-009B

Sample wt/vol: 15 (g/mL) G Lab File ID: 7\N22137.D

Level: (low/med) LOW Date Received: 10/04/07

% Moisture: 10.9 Decanted: (Y/N) N Date Extracted: 10/08/07

Concentrated Extract Volume: 1000 (µL) Date Analyzed: 10/15/07

Injection Volume: 2 (µL) Dilution Factor: 1.00

GPC Cleanup: (Y/N) N pH: 7.0 Extraction: (Type) PFEX

CAS NO.	COMPOUND	CONCENTRATION UNITS: (µg/L or µg/Kg) UG/KG	Q
108-95-2	Phenol	370	U
111-44-4	Bis(2-chloroethyl)ether	370	U
95-57-8	2-Chlorophenol	370	U
541-73-1	1,3-Dichlorobenzene	370	U
106-46-7	1,4-Dichlorobenzene	370	U
95-50-1	1,2-Dichlorobenzene	370	U
95-48-7	2-Methylphenol	370	U
108-60-1	2,2'-oxybis(1-chloropropane)	370	U
106-44-5	4-Methylphenol	370	U
621-64-7	N-Nitroso-di-n-propylamine	370	U
67-72-1	Hexachloroethane	370	U
98-95-3	Nitrobenzene	370	U
78-59-1	Isophorone	370	U
88-75-5	2-Nitrophenol	370	U
105-67-9	2,4-Dimethylphenol	370	U
111-91-1	Bis(2-chloroethoxy)methane	370	U
120-83-2	2,4-Dichlorophenol	370	U
120-82-1	1,2,4-Trichlorobenzene	370	U
91-20-3	Naphthalene	370	U
106-47-8	4-Chloroaniline	370	U
87-68-3	Hexachlorobutadiene	370	U
59-50-7	4-Chloro-3-methylphenol	370	U
91-57-6	2-Methylnaphthalene	370	U
77-47-4	Hexachlorocyclopentadiene	370	U
88-06-2	2,4,6-Trichlorophenol	370	U
95-95-4	2,4,5-Trichlorophenol	930	U
91-58-7	2-Chloronaphthalene	370	U
88-74-4	2-Nitroaniline	930	U
131-11-3	Dimethylphthalate	370	U
208-96-8	Acenaphthylene	370	U
606-20-2	2,6-Dinitrotoluene	370	U
99-09-2	3-Nitroaniline	930	U
83-32-9	Acenaphthene	370	U
51-28-5	2,4-Dinitrophenol	930	U
100-02-7	4-Nitrophenol	930	U
132-64-9	Dibenzofuran	370	U

1D

SEMIVOLATILE ORGANICS ANALYSIS DATA SHEET

EPA SAMPLE NO.

SB-10A(12.5-13.5)

Lab Name: H2M LABS, INC. Contract: _____

Lab Code: 10478 Case No.: KEY-PSS SAS No.: _____ SDG No.: PSS114

Matrix: (soil/water) SOIL Lab Sample ID: 0711565-009B

Sample wt/vol: 15 (g/mL) G Lab File ID: 7\N22137.D

Level: (low/med) LOW Date Received: 10/04/07

% Moisture: 10.9 Decanted: (Y/N) N Date Extracted: 10/08/07

Concentrated Extract Volume: 1000 (µL) Date Analyzed: 10/15/07

Injection Volume: 2 (µL) Dilution Factor: 1.00

GPC Cleanup: (Y/N) N pH: 7.0 Extraction: (Type) PFEX

CAS NO.	COMPOUND	CONCENTRATION UNITS: (µg/L or µg/Kg) UG/KG	Q
121-14-2	2,4-Dinitrotoluene	370	U
84-66-2	Diethylphthalate	370	U
7005-72-3	4-Chlorophenyl-phenylether	370	U
86-73-7	Fluorene	370	U
100-01-6	4-Nitroaniline	930	U
534-52-1	4,6-Dinitro-2-methylphenol	930	U
86-30-6	N-Nitrosodiphenylamine	370	U
101-55-3	4-Bromophenyl-phenylether	370	U
118-74-1	Hexachlorobenzene	370	U
87-86-5	Pentachlorophenol	930	U
85-01-8	Phenanthrene	370	U
120-12-7	Anthracene	370	U
86-74-8	Carbazole	370	U
84-74-2	Di-n-butyl phthalate	370	U
206-44-0	Fluoranthene	370	U
129-00-0	Pyrene	370	U
85-68-7	Butyl benzyl phthalate	370	U
91-94-1	3,3'-Dichlorobenzidine	370	U
56-55-3	Benzo(a)anthracene	370	U
218-01-9	Chrysene	370	U
117-81-7	Bis(2-ethylhexyl)phthalate	370	U
117-84-0	Di-n-octyl phthalate	370	U
205-99-2	Benzo(b)fluoranthene	370	U
207-08-9	Benzo(k)fluoranthene	370	U
50-32-8	Benzo(a)pyrene	370	U
193-39-5	Indeno(1,2,3-cd)pyrene	370	U
53-70-3	Dibenzo(a,h)anthracene	370	U
191-24-2	Benzo(g,h,i)perylene	370	U

(1) Cannot be separated from Diphenylamine

PSS114 S186

1G

SEMIVOLATILE ORGANICS ANALYSIS DATA SHEET
TENTATIVELY IDENTIFIED COMPOUNDS

EPA SAMPLE NO.

SB-10A(12.5-13.5)

Lab Name: H2M LABS, INC. Contract: ____

Lab Code: 10478 Case No.: KEY-PSS SAS No.: ____ SDG No.: PSS114

Matrix: (soil/water) SOIL Lab Sample ID: 0711565-009B

Sample wt/vol: 15 (g/mL) G Lab File ID: 7\N22137.D

Level: (low/med) LOW Date Received: 10/04/07

% Moisture: 10.9 Decanted:(Y/N) N Date Extracted: 10/08/07

Concentrated Extract Volume: 1000 (µl) Date Analyzed: 10/15/07

Injection Volume: 2 (µl) Dilution Factor: 1.00

GPC Cleanup: (Y/N) N pH: 7.0 Extraction: (Type) PFEX

CONCENTRATION UNITS:

Number TICs found: 1 (µg/L or µg/Kg) UG/KG

CAS NUMBER	COMPOUND NAME	RT	EST.CONC.	Q
1	substituted PNA	15.22	190	J

PSS114 S187

1E

PESTICIDE ORGANICS ANALYSIS DATA SHEET

EPA SAMPLE NO.

10A (12.5-13.5')

Lab Name: H2M LABS, INC. Contract: _____

Lab Code: 10478 Case No.: KEY-PSS SAS No.: _____ SDG No.: PSS114

Matrix: (soil/water) SOIL Lab Sample ID: 0711565-009B

Sample wt/vol: 15 (g/mL) G Lab File ID: a00206.raw

% Moisture: 10.9 Decanted: (Y/N) N Date Received: 10/04/07

Extraction: (Type) PFEX Date Extracted: 10/10/07

Concentrated Extract Volume: 5000 (uL) Date Analyzed: 10/12/07

Injection Volume: 0.5 (uL) Dilution Factor: 1.00

GPC Cleanup: (Y/N) N pH: 7.0 Sulfur Cleanup: (Y/N) Y

CAS NO	COMPOUND	CONCENTRATION UNITS: (µg/L or µg/Kg) UG/KG	Q
12674-11-2	Aroclor 1016	37	U
11104-28-2	Aroclor 1221	75	U
11141-16-5	Aroclor 1232	37	U
53469-21-9	Aroclor 1242	37	U
12672-29-6	Aroclor 1248	37	U
11097-69-1	Aroclor 1254	37	U
11096-82-5	Aroclor 1260	37	U

U.S. EPA - CLP

1

INORGANIC ANALYSIS DATA SHEET

EPA SAMPLE NO

GPESB-10A (12.5-13.5')

Lab Name: H2M LABS, INC.

Lab Code: 10478 Case No. SAS No.: SDG No.: PSS114

Matrix (soil/water): SOIL Lab Sample ID: 0711565-009

Level (low/med): LOW Date Received: 10/4/2007

% Solids: 89.1

Concentration Units (ug/L or mg/kg dry weight): MG/KG

CAS No.	Analyte	Concentration	C	Q	M
7440-38-2	Arsenic	2.4			P
7440-39-3	Barium	45.8		E	P
7440-43-9	Cadmium	0.036	U		P
7440-47-3	Chromium	42.2		E	P
57-12-5	Cyanide	0.56	U		CA
7439-92-1	Lead	8.3			P
7439-97-6	Mercury	0.036	B		CV
7782-49-2	Selenium	0.27	U	N	P
7440-22-4	Silver	0.13	B	N	P

Color Before: BROWN Clarity Before: Texture: MEDIUM

Color After: YELLOW Clarity After: CLEAR Artifacts:

Comments:

Date Reported: 10/18/2007

PSS114 S189

1A

VOLATILE ORGANICS ANALYSIS DATA SHEET

EPA SAMPLE NO.

FB100407

Lab Name: H2M LABS, INC. Contract: _____

Lab Code: 10478 Case No.: KEY-PSS SAS No.: _____ SDG No.: PSS114

Matrix: (soil/water) WATER Lab Sample ID: 0711565-010A

Sample wt/vol: 5 (g/mL) ML Lab File ID: A\A56345.D

Level: (low/med) LOW Date Received: 10/04/07

% Moisture: not dec. Date Analyzed: 10/07/07

GC Column: ZB-624 ID: .18 (mm) Dilution Factor: 1.00

Soil Extract Volume: _____ (µL) Soil Aliquot Volume _____ (µL)

CAS NO.	COMPOUND	CONCENTRATION UNITS: (µg/L or µg/Kg) UG/L	Q
74-87-3	Chloromethane	10	U
74-83-9	Bromomethane	10	U
75-01-4	Vinyl chloride	10	U
75-00-3	Chloroethane	10	U
75-09-2	Methylene chloride	10	U
67-64-1	Acetone	10	U
75-35-4	1,1-Dichloroethene	10	U
75-15-0	Carbon disulfide	10	U
75-34-3	1,1-Dichloroethane	10	U
540-59-0	1,2-Dichloroethene (total)	10	U
67-66-3	Chloroform	10	U
107-06-2	1,2-Dichloroethane	10	U
78-93-3	2-Butanone	10	U
71-55-6	1,1,1-Trichloroethane	10	U
56-23-5	Carbon tetrachloride	10	U
75-27-4	Bromodichloromethane	10	U
78-87-5	1,2-Dichloropropane	10	U
10061-01-5	cis-1,3-Dichloropropene	10	U
79-01-6	Trichloroethene	10	U
124-48-1	Dibromochloromethane	10	U
79-00-5	1,1,2-Trichloroethane	10	U
71-43-2	Benzene	10	U
10061-02-6	trans-1,3-Dichloropropene	10	U
75-25-2	Bromoform	10	U
108-10-1	4-Methyl-2-pentanone	10	U
591-78-6	2-Hexanone	10	U
127-18-4	Tetrachloroethene	10	U
79-34-5	1,1,2,2-Tetrachloroethane	10	U
108-88-3	Toluene	10	U
108-90-7	Chlorobenzene	10	U
100-41-4	Ethylbenzene	10	U
100-42-5	Styrene	10	U
1330-20-7	Xylene (total)	10	U

PSS114 S190

1F

VOLATILE ORGANICS ANALYSIS DATA SHEET

TENTATIVELY IDENTIFIED COMPOUNDS

EPA SAMPLE NO.

FB100407

Lab Name: H2M LABS, INC. Contract: _____

Lab Code: 10478 Case No.: KEY-PSS SAS No.: _____ SDG No.: PSS114

Matrix: (soil/water) WATER Lab Sample ID: 0711565-010A

Sample wt/vol: 5 (g/mL) ML Lab File ID: A\A56345.D

Level: (low/med) LOW Date Received: 10/04/07

% Moisture: not dec. Date Analyzed: 10/07/07

GC Column: ZB-624 ID: .18 (mm) Dilution Factor: 1.00

Soil Extract Volume: (µl) Soil Aliquot Volume: 0 (µL)

CONCENTRATION UNITS:

Number TICs found: 0 (µg/L or µg/Kg) UG/L

CAS NUMBER	COMPOUND NAME	RT	EST.CONC.	Q

PSS114 S191

1C

SEMIVOLATILE ORGANICS ANALYSIS DATA SHEET

EPA SAMPLE NO.

FB100407

Lab Name: H2M LABS, INC. Contract: _____

Lab Code: 10478 Case No.: KEY-PSS SAS No.: _____ SDG No.: PSS114

Matrix: (soil/water) WATER Lab Sample ID: 0711565-010B

Sample wt/vol: 1000 (g/mL) ML Lab File ID: 7\N22135.D

Level: (low/med) LOW Date Received: 10/04/07

% Moisture: Decanted: (Y/N) N Date Extracted: 10/09/07

Concentrated Extract Volume: 1000 (µL) Date Analyzed: 10/15/07

Injection Volume: 2 (µL) Dilution Factor: 1.00

GPC Cleanup: (Y/N) N pH: ____ Extraction: (Type) SEPF

CAS NO.	COMPOUND	CONCENTRATION UNITS: (µg/L or µg/Kg) UG/L	Q
108-95-2	Phenol	10	U
111-44-4	Bis(2-chloroethyl)ether	10	U
95-57-8	2-Chlorophenol	10	U
541-73-1	1,3-Dichlorobenzene	10	U
106-46-7	1,4-Dichlorobenzene	10	U
95-50-1	1,2-Dichlorobenzene	10	U
95-48-7	2-Methylphenol	10	U
108-60-1	2,2'-oxybis(1-Chloropropane)	10	U
106-44-5	4-Methylphenol	10	U
621-64-7	N-Nitroso-di-n-propylamine	10	U
67-72-1	Hexachloroethane	10	U
98-95-3	Nitrobenzene	10	U
78-59-1	Isophorone	10	U
88-75-5	2-Nitrophenol	10	U
105-67-9	2,4-Dimethylphenol	10	U
111-91-1	Bis(2-chloroethoxy)methane	10	U
120-83-2	2,4-Dichlorophenol	10	U
120-82-1	1,2,4-Trichlorobenzene	10	U
91-20-3	Naphthalene	10	U
106-47-8	4-Chloroaniline	10	U
87-68-3	Hexachlorobutadiene	10	U
59-50-7	4-Chloro-3-methylphenol	10	U
91-57-6	2-Methylnaphthalene	10	U
77-47-4	Hexachlorocyclopentadiene	10	U
88-06-2	2,4,6-Trichlorophenol	10	U
95-95-4	2,4,5-Trichlorophenol	25	U
91-58-7	2-Chloronaphthalene	10	U
88-74-4	2-Nitroaniline	25	U
131-11-3	Dimethylphthalate	10	U
208-96-8	Acenaphthylene	10	U
606-20-2	2,6-Dinitrotoluene	10	U
99-09-2	3-Nitroaniline	25	U
83-32-9	Acenaphthene	10	U
51-28-5	2,4-Dinitrophenol	25	U
100-02-7	4-Nitrophenol	25	U
132-64-9	Dibenzofuran	10	U

1D

SEMIVOLATILE ORGANICS ANALYSIS DATA SHEET

EPA SAMPLE NO.

FB100407

Lab Name: H2M LABS, INC. Contract: _____

Lab Code: 10478 Case No.: KEY-PSS SAS No.: _____ SDG No.: PSS114

Matrix: (soil/water) WATER Lab Sample ID: 0711565-010B

Sample wt/vol: 1000 (g/mL) ML Lab File ID: 7\N22135.D

Level: (low/med) LOW Date Received: 10/04/07

% Moisture: Decanted: (Y/N) N Date Extracted: 10/09/07

Concentrated Extract Volume: 1000 (µL) Date Analyzed: 10/15/07

Injection Volume: 2 (µL) Dilution Factor: 1.00

GPC Cleanup: (Y/N) N pH: ____ Extraction: (Type) SEPF

CONCENTRATION UNITS: (µg/L or µg/Kg) UG/L

CAS NO.	COMPOUND		Q
121-14-2	2,4-Dinitrotoluene	10	U
84-66-2	Diethylphthalate	10	U
7005-72-3	4-Chlorophenyl-phenylether	10	U
86-73-7	Fluorene	10	U
100-01-6	4-Nitroaniline	25	U
534-52-1	4,6-Dinitro-2-methylphenol	25	U
86-30-6	N-Nitrosodiphenylamine	10	U
101-55-3	4-Bromophenyl-phenylether	10	U
118-74-1	Hexachlorobenzene	10	U
87-86-5	Pentachlorophenol	25	U
85-01-8	Phenanthrene	10	U
120-12-7	Anthracene	10	U
86-74-8	Carbazole	10	U
84-74-2	Di-n-butyl phthalate	10	U
206-44-0	Fluoranthene	10	U
129-00-0	Pyrene	10	U
85-68-7	Butyl benzyl phthalate	10	U
91-94-1	3,3'-Dichlorobenzidine	10	U
56-55-3	Benzo(a)anthracene	10	U
218-01-9	Chrysene	10	U
117-81-7	Bis(2-ethylhexyl)phthalate	10	U
117-84-0	Di-n-octyl phthalate	10	U
205-99-2	Benzo(b)fluoranthene	10	U
207-08-9	Benzo(k)fluoranthene	10	U
50-32-8	Benzo(a)pyrene	10	U
193-39-5	Indeno(1,2,3-cd)pyrene	10	U
53-70-3	Dibenzo(a,h)anthracene	10	U
191-24-2	Benzo(g,h,i)perylene	10	U

(1) Cannot be separated from Diphenylamine

PSS114 S193

1G

SEMIVOLATILE ORGANICS ANALYSIS DATA SHEET
TENTATIVELY IDENTIFIED COMPOUNDS

EPA SAMPLE NO.

FB100407

Lab Name: H2M LABS, INC. Contract: ____

Lab Code: 10478 Case No.: KEY-PSS SAS No.: ____ SDG No.: PSS114

Matrix: (soil/water) WATER Lab Sample ID: 0711565-010B

Sample wt/vol: 1000 (g/mL) ML Lab File ID: 7\N22135.D

Level: (low/med) LOW Date Received: 10/04/07

% Moisture: Decanted:(Y/N) N Date Extracted: 10/09/07

Concentrated Extract Volume: 1000 (µl) Date Analyzed: 10/15/07

Injection Volume: 2 (µl) Dilution Factor: 1.00

GPC Cleanup: (Y/N) N pH: ____ Extraction: (Type) SEPF

CONCENTRATION UNITS:

Number TICs found: 0 (µg/L or µg/Kg) UG/L

CAS NUMBER	COMPOUND NAME	RT	EST.CONC.	Q

PSS114 S194

1E

PESTICIDE ORGANICS ANALYSIS DATA SHEET

EPA SAMPLE NO.

FB100407

Lab Name: H2M LABS, INC. Contract: _____

Lab Code: 10478 Case No.: KEY-PSS SAS No.: _____ SDG No.: PSS114

Matrix: (soil/water) WATER Lab Sample ID: 0711565-010B

Sample wt/vol: 1000 (g/mL) ML Lab File ID: a00097.raw

% Moisture: Decanted: (Y/N) N Date Received: 10/04/07

Extraction: (Type) SEPF Date Extracted: 10/09/07

Concentrated Extract Volume: 10000 (uL) Date Analyzed: 10/10/07

Injection Volume: 0.5 (uL) Dilution Factor: 1.00

GPC Cleanup: (Y/N) N pH: ____ Sulfur Cleanup: (Y/N) N

CAS NO	COMPOUND	CONCENTRATION UNITS: (µg/L or µg/Kg) UG/L	Q
12674-11-2	Aroclor 1016	1.0	U
11104-28-2	Aroclor 1221	2.0	U
11141-16-5	Aroclor 1232	1.0	U
53469-21-9	Aroclor 1242	1.0	U
12672-29-6	Aroclor 1248	1.0	U
11097-69-1	Aroclor 1254	1.0	U
11096-82-5	Aroclor 1260	1.0	U

PSS114 S195

U.S. EPA - CLP

1

INORGANIC ANALYSIS DATA SHEET

EPA SAMPLE NO.

FB100407

Lab Name: H2M LABS, INC.

Lab Code: 10478 Case No. SAS No.: SDG No.: PSS114

Matrix (soil/water): WATER Lab Sample ID: 0711565-010

Level (low/med): LOW Date Received: 10/4/2007

% Solids: 0.0

Concentration Units (ug/L or mg/kg dry weight): UG/L

CAS No.	Analyte	Concentration	C	Q	M
7440-38-2	Arsenic	1.8	U		P
7440-39-3	Barium	3.2	U		P
7440-43-9	Cadmium	0.32	U		P
7440-47-3	Chromium	0.57	U		P
57-12-5	Cyanide	10.0	U		CA
7439-92-1	Lead	1.4	U		P
7439-97-6	Mercury	0.10	U		CV
7782-49-2	Selenium	2.4	U		P
7440-22-4	Silver	0.59	B		P

Color Before: COLORLESS Clarity Before: CLEAR Texture: _____

Color After: COLORLESS Clarity After: CLEAR Artifacts: _____

Comments:

Date Reported: 10/18/2007

PSS114 S196

1A

VOLATILE ORGANICS ANALYSIS DATA SHEET

EPA SAMPLE NO.

TB100407

Lab Name: H2M LABS, INC. Contract: _____

Lab Code: 10478 Case No.: KEY-PSS SAS No.: _____ SDG No.: PSS114

Matrix: (soil/water) WATER Lab Sample ID: 0711565-011A

Sample wt/vol: 5 (g/mL) ML Lab File ID: A\A56346.D

Level: (low/med) LOW Date Received: 10/04/07

% Moisture: not dec. Date Analyzed: 10/07/07

GC Column: ZB-624 ID: .18 (mm) Dilution Factor: 1.00

Soil Extract Volume: _____ (µL) Soil Aliquot Volume _____ (µL)

CAS NO.	COMPOUND	CONCENTRATION UNITS: (µg/L or µg/Kg) UG/L	Q
74-87-3	Chloromethane	10	U
74-83-9	Bromomethane	10	U
75-01-4	Vinyl chloride	10	U
75-00-3	Chloroethane	10	U
75-09-2	Methylene chloride	10	U
67-64-1	Acetone	10	U
75-35-4	1,1-Dichloroethene	10	U
75-15-0	Carbon disulfide	10	U
75-34-3	1,1-Dichloroethane	10	U
540-59-0	1,2-Dichloroethene (total)	10	U
67-66-3	Chloroform	10	U
107-06-2	1,2-Dichloroethane	10	U
78-93-3	2-Butanone	10	U
71-55-6	1,1,1-Trichloroethane	10	U
56-23-5	Carbon tetrachloride	10	U
75-27-4	Bromodichloromethane	10	U
78-87-5	1,2-Dichloropropane	10	U
10061-01-5	cis-1,3-Dichloropropene	10	U
79-01-6	Trichloroethene	10	U
124-48-1	Dibromochloromethane	10	U
79-00-5	1,1,2-Trichloroethane	10	U
71-43-2	Benzene	10	U
10061-02-6	trans-1,3-Dichloropropene	10	U
75-25-2	Bromoform	10	U
108-10-1	4-Methyl-2-pentanone	10	U
591-78-6	2-Hexanone	10	U
127-18-4	Tetrachloroethene	10	U
79-34-5	1,1,2,2-Tetrachloroethane	10	U
108-88-3	Toluene	10	U
108-90-7	Chlorobenzene	10	U
100-41-4	Ethylbenzene	10	U
100-42-5	Styrene	10	U
1330-20-7	Xylene (total)	10	U

PSS114 S197

1F

VOLATILE ORGANICS ANALYSIS DATA SHEET

TENTATIVELY IDENTIFIED COMPOUNDS

EPA SAMPLE NO.

TB100407

Lab Name: H2M LABS, INC. Contract: _____

Lab Code: 10478 Case No.: KEY-PSS SAS No.: _____ SDG No.: PSS114

Matrix: (soil/water) WATER Lab Sample ID: 0711565-011A

Sample wt/vol: 5 (g/mL) ML Lab File ID: A\A56346.D

Level: (low/med) LOW Date Received: 10/04/07

% Moisture: not dec. Date Analyzed: 10/07/07

GC Column: ZB-624 ID: .18 (mm) Dilution Factor: 1.00

Soil Extract Volume: (µl) Soil Aliquot Volume: 0 (µL)

CONCENTRATION UNITS:

Number TICs found: 0 (µg/L or µg/Kg) UG/L

CAS NUMBER	COMPOUND NAME	RT	EST.CONC.	Q

PSS114 S198

Paulus, Sokolowski & Sartor	BORING LOG	BOREHOLE NUMBER - GPESB - 2

PROJECT NUMBER: **02522-017-840**
PROJECT NAME: **Clifton OU-2 Off-Site Area**
LOCATION: **Staten Island, New York**
DRILLING CO: **Fenley & Nicol**
DRILLING METHOD: **GeoProbe**
DRILLER / HELPER: **Kevin K. and Freddy C.**
ENVIRONMENTAL SCIENTIST: **Chris Scharkopf**

WEATHER: **60 degrees F, Cloudy**
TOTAL DEPTH: **20'**
GROUND SURFACE ELEVATION: **12.02**
DATE BEGUN: **September 21, 2007**
DATE COMPLETED: **October 1, 2007**

DEPTH	SAMPLE NUMBER	RECOVERY (in)	PID (ppm)	HCN (ppm)	WATER LEVEL	SOIL DESCRIPTION	USCS SYMBOL	LITHOLOGY	ENVIRONMENTAL DESCRIPTIONS	VISUAL OBSERVATIONS
0		Hand Clear	0	0		Brown fine to medium SAND with silt and trace gravel	SP			
						Brown fine SAND, trace silt, trace gravel				
2			0	0						
						Brown fine SAND, some silt, trace gravel				
4			0	0						
		18"			▼	FILL material consisting of Dark Brown to Reddish Brown fine to coarse sand, some silt, some fine to coarse gravel, trace clay, coal fragments; medium-dense; wet	FILL			
						FILL material consisting of Black fine to coarse gravel and silt, coal fragments, slag; loose; wet				
6			0	0		FILL material consisting of Dark Brown to Reddish Brown fine to coarse sand, some silt, some fine to coarse gravel, trace clay, coal fragments; medium-dense; wet				
8			0	0		FILL material consisting of Dark Brown to Reddish Brown fine to coarse sand, some silt, some fine to coarse gravel, trace clay, coal fragments; medium-dense; wet				
10		54"	0	0		FILL material consisting of Dark Brown fine to coarse SAND, some fine to coarse gravel, little clay, coal fragments, slag; loose; wet				
						FILL material consisting of Dark Brown fine to coarse gravel, some clay, little fine to coarse sand; medium-dense; wet				

Paulus, Sokolowski & Sartor	BORING LOG	BOREHOLE NUMBER - GPESB - 2

PROJECT NUMBER: **02522-017-840**
PROJECT NAME: **Clifton OU-2 Off-Site Area**
LOCATION: **Staten Island, New York**
DRILLING CO: **Fenley & Nicol**
DRILLING METHOD: **GeoProbe**
DRILLER / HELPER: **Kevin K. and Freddy C.**
ENVIRONMENTAL SCIENTIST: **Chris Scharkopf**

WEATHER: **60 degrees F, Cloudy**
TOTAL DEPTH: **20'**
GROUND SURFACE ELEVATION: **12.02**
DATE BEGUN: **September 21, 2007**
DATE COMPLETED: **October 1, 2007**

DEPTH	SAMPLE NUMBER	RECOVERY (in)	PID (ppm)	HCN (ppm)	WATER LEVEL	SOIL DESCRIPTION	USCS SYMBOL	LITHOLOGY	ENVIRONMENTAL DESCRIPTIONS	VISUAL OBSERVATIONS
12			0	0						
14			0	0						
		45"				FILL material consisting of Grayish Brown silt, some fine to coarse sand, little fine to coarse gravel and clay; loose to medium-dense; wet				
16			0	0						
						Reddish Brown silty CLAY, little fine to coarse sand, some fine to coarse gravel; medium-dense; wet	CL			
	GPESB-2									
18			0	0						
20			0	0						

Paulus, Sokolowski & Sartor	BORING LOG	BOREHOLE NUMBER - GPESB - 1W

PROJECT NUMBER: **02522-017-840**
PROJECT NAME: **Clifton OU-2 Off-Site Area**
LOCATION: **Staten Island, New York**
DRILLING CO: **Fenley & Nicol**
DRILLING METHOD: **GeoProbe**
DRILLER / HELPER: **Kevin K. and Freddy C.**
ENVIRONMENTAL SCIENTIST: **Chris Scharkopf**

WEATHER: **60 degrees F, Cloudy**
TOTAL DEPTH: **35'**
GROUND SURFACE ELEVATION: **12.10**
DATE BEGUN: **September 21, 2007**
DATE COMPLETED: **October 1, 2007**

DEPTH	SAMPLE NUMBER	RECOVERY (in)	PID (ppm)	HCN (ppm)	WATER LEVEL	SOIL DESCRIPTION	USCS SYMBOL	LITHOLOGY	ENVIRONMENTAL DESCRIPTIONS	VISUAL OBSERVATIONS
0										
	GPESB-1W-1	Hand Clear	0.3	1		Brown fine to medium SAND with silt and trace gravel Brown fine silty SAND with trace gravel	SP			
2	GPESB-1W-2		0	0		Brown fine silty SAND with trace gravel	SM			
4			0	0		Brown fine silty SAND with trace gravel				
	GPESB-1W-3	21"	0	0	▼	FILL material consisting of Dark Brown fine to coarse sand, some silt, little fine gravel, trace clay, coal fragments, slag; medium-dense; wet at 5.5'	FILL			
6										
8			0	0						
10		36"	0	0		FILL material consisting of Brown fine sand, silt, little gravel and clay; medium-dense; wet				
12			0	0		FILL material consisting of Dark Brown fine to coarse sand, some silt, some gravel and clay; medium-dense; wet				
14			0	0						
		33"				Dark Brown SILT, little fine to coarse sand, some gravel, little clay with organic fibers; dense; wet	OL			
16			0	0						
	GPESB-1W-4		18.9	0		FILL material consisting of Dark Grayish Black silt, little fine to coarse sand, some gravel, coal fragments, some clay; dense; wet	FILL		Slight Hydrocarbon-like odor, Sheen	
18										
20		28"	0	0		Dark Brown organic SILT with wood, fibers and roots, little clay; dense; moist	OL		Slight Hydrocarbon-like odor, Sheen	
22			16.3	0		Dark Brown organic SILT with fibers, little clay; dense; moist				
24			0	0						
26		33"	0	0		Dark Brown organic SILT with fibers, some clay; dense; moist				
28			0	0						
30		28"				Black to Dark Brown organic SILT, some clay; moist				
32	GPESB-1W-5		0	0						
34										
36										

Paulus, Sokolowski & Sartor	**BORING LOG**	BOREHOLE NUMBER - GPESB - 3W

PROJECT NUMBER: **02522-017-840**
PROJECT NAME: **Clifton OU-2 Off-Site Area**
LOCATION: **Staten Island, New York**
DRILLING CO: **Fenley & Nicol**
DRILLING METHOD: **GeoProbe**
DRILLER / HELPER: **Kevin K. and Freddy C.**
ENVIRONMENTAL SCIENTIST: **Chris Scharkopf**

WEATHER: **70 degrees F, Partly Cloudy**
TOTAL DEPTH: **30'**
GROUND SURFACE ELEVATION: **11.36**
DATE BEGUN: **September 21, 2007**
DATE COMPLETED: **September 28, 2007**

DEPTH	SAMPLE NUMBER	RECOVERY (in)	PID (ppm)	HCN (ppm)	WATER LEVEL	SOIL DESCRIPTION	USCS SYMBOL	LITHOLOGY	ENVIRONMENTAL DESCRIPTIONS	VISUAL OBSERVATIONS
0	GPESB-3W-1	Hand Clear	0	0		FILL material consisting of Dark Brown sand, trace silt and gravel	FILL			
2			0	0		Light Brown silty SAND and FILL material				
						Light Brown SAND, little silt and crushed bedrock	SP			
						Boulder				
4						Light Brown silty SAND, trace gravel				
	GPESB-3W-2	27"	0	0	▼	FILL material consisting of Black silt, gravel, coal fragments, slag; loose; wet	FILL			
						FILL material consisting of Brown silt, some fine to coarse sand, little fine to coarse gravel; loose; wet				
6						FILL material consisting of Brown clay, little fine to coarse sand; dense; wet				
			0	0						
8										
10		48"	0	0		FILL material consisting of Brown silt, some fine sand, little fine to coarse gravel; loose; wet				
12			0	0						
						FILL material consisting of Brown clay, little fine to coarse sand; dense; wet				
14										
		51"	0	0		Dark Gray clayey SILT, trace fine sand; dense; wet	OL			

Paulus, Sokolowski & Sartor	BORING LOG	BOREHOLE NUMBER - GPESB - 3W

PROJECT NUMBER: **02522-017-840**
PROJECT NAME: **Clifton OU-2 Off-Site Area**
LOCATION: **Staten Island, New York**
DRILLING CO: **Fenley & Nicol**
DRILLING METHOD: **GeoProbe**
DRILLER / HELPER: **Kevin K. and Freddy C.**
ENVIRONMENTAL SCIENTIST: **Chris Scharkopf**

WEATHER: **70 degrees F, Partly Cloudy**
TOTAL DEPTH: **30'**
GROUND SURFACE ELEVATION: **11.36**
DATE BEGUN: **September 21, 2007**
DATE COMPLETED: **September 28, 2007**

DEPTH	SAMPLE NUMBER	RECOVERY (in)	PID (ppm)	HCN (ppm)	WATER LEVEL	SOIL DESCRIPTION	USCS SYMBOL	LITHOLOGY	ENVIRONMENTAL DESCRIPTIONS	VISUAL OBSERVATIONS
16										
			0	0		FILL material consisting of Brown silt, some fine sand, little fine to coarse gravel; loose; wet	FILL		Hydrogen Sulfide-like odor	
18						Dark Gray clayey SILT, trace fine sand; dense; wet	OL		Hydrogen Sulfide-like odor	
						Dark Brown organic PEAT, roots, silt; dense; moist	PEAT			
20		42"	0	0		Dark Brown organic PEAT, roots, silt; dense; moist			Hydrogen Sulfide-like odor	
						wood				
						Dark Brown to Black organic SILT, little clay, roots; medium-dense; moist	OL			
22			0	0					Hydrogen Sulfide-like odor	
24									Hydrogen Sulfide-like odor	
		39"	0	0		Dark Brown to Black organic SILT, little clay, trace fine to medium sand; dense; moist				
26									Hydrogen Sulfide-like odor	
	GPESB-3W-3		0	0						
28									Hydrogen Sulfide-like odor	
30			0	0					Hydrogen Sulfide-like odor	

Paulus, Sokolowski & Sartor	BORING LOG	BOREHOLE NUMBER - GPESB - 10A

PROJECT NUMBER: **02522-017-840**
PROJECT NAME: **Clifton OU-2 Off-Site Area**
LOCATION: **Staten Island, New York**
DRILLING CO: **Fenley & Nicol**
DRILLING METHOD: **GeoProbe**
DRILLER / HELPER: **Kevin K. and Freddy C.**
ENVIRONMENTAL SCIENTIST: **Chris Scharkopf**

WEATHER: **65 degrees F, Overcast**
TOTAL DEPTH: **15'**
GROUND SURFACE ELEVATION: **11.94**
DATE BEGUN: **October 3, 2007**
DATE COMPLETED: **Otober 3, 2007**

DEPTH	SAMPLE NUMBER	RECOVERY (in)	PID (ppm)	HCN (ppm)	WATER LEVEL	SOIL DESCRIPTION	USCS SYMBOL	LITHOLOGY	ENVIRONMENTAL DESCRIPTIONS	VISUAL OBSERVATIONS
0	GPESB-10A-1	Hand Clear	0	0		FILL material consisting of Dark Reddish Brown, silt, little fine to medium sand, little fine to medium gravel, coal fragments, slag; medium-dense; moist	FILL			
2										
4	GPESB-10A-2	18"	0	0	▼	FILL material consisting of Dark Grayish Brown silt, some fine to coarse sand, some fine to coarse gravel; medium-dense; wet				
6			0	0						
8										
10		42"	0	0		FILL material consisting of Dark Gray gravelly silt, some fine to coarse sand, coal fragments, slag; loose; wet				
12						FILL material consisting of Dark Grayish Brown silt, some fine to coarse sand, some fine to coarse gravel, wood fragments, coal fragments, slag; medium-dense; wet				
	GPESB-10A-3					FILL material consisting of Brown silt, some fine to coarse sand, little fine to coarse gravel, some clay; medium-dense; wet				
14										
16										

Paulus, Sokolowski & Sartor	BORING LOG	BOREHOLE NUMBER - GPESB - 1WA

PROJECT NUMBER: **02522-017-840**
PROJECT NAME: **Clifton OU-2 Off-Site Area**
LOCATION: **Staten Island, New York**
DRILLING CO: **Fenley & Nicol**
DRILLING METHOD: **GeoProbe**
DRILLER / HELPER: **Kevin K. and Freddy C.**
ENVIRONMENTAL SCIENTIST: **Chris Scharkopf**

WEATHER: **60 degrees F, Cloudy**
TOTAL DEPTH: **25'**
GROUND SURFACE ELEVATION: **13.83**
DATE BEGUN: **October 4, 2007**
DATE COMPLETED: **October 4, 2007**

DEPTH	SAMPLE NUMBER	RECOVERY (in)	PID (ppm)	HCN (ppm)	WATER LEVEL	SOIL DESCRIPTION	USCS SYMBOL	LITHOLOGY	ENVIRONMENTAL DESCRIPTIONS	VISUAL OBSERVATIONS
0	GPESB-1WA-1	Hand Clear	0	0		FILL material consisting of Brown fine to coarse sand, some fine to coarse gravel, coal fragments, slag; medium-dense; moist	FILL		Slight Hydrocarbon-like odor	
2			0	0						
4		20"	0	0		FILL material consisting of Dark Brown to Brown silt, some fine to coarse sand, some fine to coarse gravel, wood fragments, coal fragments, slag; medium-dense; moist to wet				
6	GPESB-1WA-2		0	0	▼				Slight Hydrocarbon-like odor	
8			0	0						
10		27"				FILL material consisting of Dark Brown to Brown silt, some fine to coarse sand, some fine to coarse gravel, coal fragments, slag, some small yellow granular fragments; medium-dense; wet				
12			0	0		FILL material consisting of Dark Brown to Brown silt, some fine to coarse gravel, some fine sand, coal fragments, slag; medium-dense; wet				
14		27"	0	0		FILL material consisting of Brown clay, little fine to coarse sand, little fine to coarse gravel, intermittent zones of greenish-blue silty clay; medium-dense; wet				
16			0	0						
18			0	0						
20		39"	0	0		FILL material consisting of Brown clay, little fine to coarse sand, little fine to coarse gravel, intermittent zones of greenish-blue silty clay; medium-dense; wet				
22	GPESB-1WA-3					Dark Brown PEAT, some silt, organic fibers and roots, little clay; dense; moist to wet	PEAT			
24			0	0						
26										

Paulus, Sokolowski & Sartor	BORING LOG	BOREHOLE NUMBER - GPESB - 8WA

PROJECT NUMBER: **02522-017-840**
PROJECT NAME: **Clifton OU-2 Off-Site Area**
LOCATION: **Staten Island, New York**
DRILLING CO: **Fenley & Nicol**
DRILLING METHOD: **GeoProbe**
DRILLER / HELPER: **Kevin K. and Freddy C.**
ENVIRONMENTAL SCIENTIST: **Chris Scharkopf**

WEATHER: **65 degrees F, Partly Cloudy**
TOTAL DEPTH: **25'**
GROUND SURFACE ELEVATION: **10.58**
DATE BEGUN: **October 2, 2007**
DATE COMPLETED: **October 2, 2007**

DEPTH	SAMPLE NUMBER	RECOVERY (in)	PID (ppm)	HCN (ppm)	WATER LEVEL	SOIL DESCRIPTION	USCS SYMBOL	LITHOLOGY	ENVIRONMENTAL DESCRIPTIONS	VISUAL OBSERVATIONS
0	GPESB-8WA-1	Hand Clear	0	0		FILL material consisting of Brown silt, some fine to coarse sand, little fine to coarse gravel, coal fragments, brick fragments, concrete fragments; medium-dense; moist	FILL			
2										
4	GPESB-8WA-2	12"	0	0	▼	FILL material consisting of Grayish Brown silt, some fine to coarse sand, some fine to coarse gravel, little clay; loose; wet				
6			0	0						
8										
10		45"	0	0		FILL material consisting of Dark Grayish Brown silt, some fine to coarse sand, some fine to coarse gravel, some clay; medium-dense; wet				

Paulus, Sokolowski & Sartor	BORING LOG	BOREHOLE NUMBER - GPESB - 8WA

PROJECT NUMBER: **02522-017-840**
PROJECT NAME: **Clifton OU-2 Off-Site Area**
LOCATION: **Staten Island, New York**
DRILLING CO: **Fenley & Nicol**
DRILLING METHOD: **GeoProbe**
DRILLER / HELPER: **Kevin K. and Freddy C.**
ENVIRONMENTAL SCIENTIST: **Chris Scharkopf**

WEATHER: **65 degrees F, Partly Cloudy**
TOTAL DEPTH: **25'**
GROUND SURFACE ELEVATION: **10.58**
DATE BEGUN: **October 2, 2007**
DATE COMPLETED: **October 2, 2007**

DEPTH	SAMPLE NUMBER	RECOVERY (in)	PID (ppm)	HCN (ppm)	WATER LEVEL	SOIL DESCRIPTION	USCS SYMBOL	LITHOLOGY	ENVIRONMENTAL DESCRIPTIONS	VISUAL OBSERVATIONS
						FILL material consisting of Dark Gray to Black, clinker, coal fragments; loose; wet				
12						FILL material consisting of Dark Grayish Brown silt, little fine to coarse sand, little fine to coarse gravel, some clay; medium-dense; wet				
			0	0						
14										
		42"	0.2	0		FILL material consisting of Dark Grayish Brown silt, little fine to coarse sand, little fine to coarse gravel, some clay; medium-dense; wet				
	GPESB-8WA-3					FILL material consisting of Black silt, some fine to coarse sand, some gravel, coal fragments, slag; medium-dense; wet			Slight Hydrocarbon-like Odor	
16						Brown clayey SILT, some organic fibers; dense; moist to wet	OL			
						Dark Brown PEAT, roots, organic fibers, some silt; medium-dense; moist to wet	PEAT			
18			0	0						
20		32"	0	0		Dark Brown PEAT, roots, organic fibers, some silt; medium-dense; moist to wet			Slight Hydrogen Sulfide-like Odor	
						Dark Gray to Black silty CLAY, wood fragments; dense; moist to wet	CL			

Paulus, Sokolowski & Sartor	BORING LOG	BOREHOLE NUMBER - GPESB - 8WA

PROJECT NUMBER: **02522-017-840**
PROJECT NAME: **Clifton OU-2 Off-Site Area**
LOCATION: **Staten Island, New York**
DRILLING CO: **Fenley & Nicol**
DRILLING METHOD: **GeoProbe**
DRILLER / HELPER: **Kevin K. and Freddy C.**
ENVIRONMENTAL SCIENTIST: **Chris Scharkopf**

WEATHER: **65 degrees F, Partly Cloudy**
TOTAL DEPTH: **25'**
GROUND SURFACE ELEVATION: **10.58**
DATE BEGUN: **October 2, 2007**
DATE COMPLETED: **October 2, 2007**

DEPTH	SAMPLE NUMBER	RECOVERY (in)	PID (ppm)	HCN (ppm)	WATER LEVEL	SOIL DESCRIPTION	USCS SYMBOL	LITHOLOGY	ENVIRONMENTAL DESCRIPTIONS	VISUAL OBSERVATIONS
22	GPESB-8WA-4		0	0		Dark Brown to Black organic SILT, some clay, organic fibers	OL			
24										

Paulus, Sokolowski & Sartor	BORING LOG	BOREHOLE NUMBER - GPESB - 7A

PROJECT NUMBER: **02522-017-840**
PROJECT NAME: **Clifton OU-2 Off-Site Area**
LOCATION: **Staten Island, New York**
DRILLING CO: **Fenley & Nicol**
DRILLING METHOD: **GeoProbe**
DRILLER / HELPER: **Kevin K. and Freddy C.**
ENVIRONMENTAL SCIENTIST: **Chris Scharkopf**

WEATHER: **65 degrees F, Overcast**
TOTAL DEPTH: **30'**
GROUND SURFACE ELEVATION: **11.55**
DATE BEGUN: **October 2, 2007**
DATE COMPLETED: **October 3, 2007**

DEPTH	SAMPLE NUMBER	RECOVERY (in)	PID (ppm)	HCN (ppm)	WATER LEVEL	SOIL DESCRIPTION	USCS SYMBOL	LITHOLOGY	ENVIRONMENTAL DESCRIPTIONS	VISUAL OBSERVATIONS
0	GPESB-7A-1	Hand Clear	0	0		FILL material consisting of Reddish Brown silt, some fine to coarse sand, little fine to coarse gravel; medium-dense; moist	FILL			
2										
4										
6	GPESB-7A-2	30"	0	0	▼	FILL material consisting of Dark Grayish Brown silt, some fine to coarse sand, some fine to coarse gravel, coal fragments; medium-dense; moist to wet				
			0	0		FILL material consisting of Dark Grayish Brown silt, little fine to coarse sand, little fine to coarse gravel, some clay; medium-dense; wet				
8										
10		42"	0	0		FILL material consisting of Dark Grayish Brown to Black silt, some fine to coarse gravelly sand, coal fragments, ceramic fragments, slag; loose; wet				
12			0	0		FILL material consisting of Dark Reddish Brown silt, little fine to coarse gravel, trace fine to coarse sand, some clay; moist to wet				
14	GPESB-7A-3	30"				FILL material consisting of Light Gray to Black silt, some fine to coarse sand, coal fragments, ash, slag; medium-dense; wet			Slight Hydrocarbon-like Odor, Sheen	
16			14.3	0		Brown clayey SILT; dense; moist to wet	OL			
						Dark Brown silty PEAT, roots, organic fibers; medium-dense; moist to wet	PEAT			
18			0	0			OL			
20		32"	0	0		Dark Brown organic SILT, some clay, wood fragments, organic fibers; dense; moist to wet				
22			0	0						
24										
26	GPESB-7A-4	24"	0	0		Dark Brown organic SILT with clay, organic fibers; dense; moist to wet				
			0	0		Dark Grayish Brown silty CLAY; dense; moist to wet	CL			
28										
30										

Paulus, Sokolowski & Sartor	BORING LOG	BOREHOLE NUMBER - GPESB - 6W

PROJECT NUMBER: **02522-017-840**
PROJECT NAME: **Clifton OU-2 Off-Site Area**
LOCATION: **Staten Island, New York**
DRILLING CO: **Fenley & Nicol**
DRILLING METHOD: **GeoProbe**
DRILLER / HELPER: **Kevin K. and Freddy C.**
ENVIRONMENTAL SCIENTIST: **Chris Scharkopf**

WEATHER: **80 degrees F, Clear**
TOTAL DEPTH: **25'**
GROUND SURFACE ELEVATION: **9.97**
DATE BEGUN: **September 21, 2007**
DATE COMPLETED: **September 27, 2007**

DEPTH	SAMPLE NUMBER	RECOVERY (in)	PID (ppm)	HCN (ppm)	WATER LEVEL	SOIL DESCRIPTION	USCS SYMBOL	LITHOLOGY	ENVIRONMENTAL DESCRIPTIONS	VISUAL OBSERVATIONS
0										
		Hand Clear				Surface Material	FILL			
	GPESB-6W-1		0	0		FILL material consisting of Black fine sand, some gravel				
			0.5	2		FILL material consisting of Black fine sand, some gravel, metal fragments			Odor	
2	GPESB-6W-2					Brown fine sandy SILT, trace gravel	SM		Slight Odor	
	GPESB-6W-3				▼					
4										
		33"	0	0		FILL material consisting of Brown fine to medium sand, some silt, little gravel, trace clay, coal fragments; medium-dense; wet	FILL			
6										
			0	0						
8										
10		34"	0	0		FILL material consisting of Dark Grayish Brown fine to coarse sand, some silt, little fine to medium gravel; medium-dense; wet			Slight Hydrocarbon-like odor	
12	GPESB-6W-4		2.9	0		Encounter refusal and move boring approximately 5' east FILL material consisting of Black silt, some fine to medium sand, some fine to medium gravel, coal fragments, slag; medium-dense; wet			Slight Hydrocarbon-like odor and Sheen Slight Hydrogen Sulfide-like odor	
14										
			0	0		Brown clayey SILT; medium-dense; wet	OL			
16						PEAT; dense; moist to wet	PEAT			
18			0	0						
20			0	0		PEAT consisting of Dark Brown silt, organics, roots; dense; moist to wet			Slight Hydrogen Sulfide-like odor	
	GPESB-6W-5					Dark Brown organic SILT; dense; moist to wet	OL			
22										
			0	0						
24										

Paulus, Sokolowski & Sartor	BORING LOG	BOREHOLE NUMBER - GPESB - 6WA

PROJECT NUMBER: **02522-017-840**
PROJECT NAME: **Clifton OU-2 Off-Site Area**
LOCATION: **Staten Island, New York**
DRILLING CO: **Fenley & Nicol**
DRILLING METHOD: **GeoProbe**
DRILLER / HELPER: **Kevin K. and Freddy C.**
ENVIRONMENTAL SCIENTIST: **Chris Scharkopf**

WEATHER: **65 degrees F, Overcast**
TOTAL DEPTH: **28'**
GROUND SURFACE ELEVATION: **12.50**
DATE BEGUN: **October 3, 2007**
DATE COMPLETED: **October 3, 2007**

DEPTH	SAMPLE NUMBER	RECOVERY (in)	PID (ppm)	HCN (ppm)	WATER LEVEL	SOIL DESCRIPTION	USCS SYMBOL	LITHOLOGY	ENVIRONMENTAL DESCRIPTIONS	VISUAL OBSERVATIONS
0	GPESB-6WA-1	Hand Clear	0	0		FILL material consisting of Brown silt, little fine to coarse sand, little fine to coarse gravel, coal fragments, slag; medium-dense; moist	FILL			
2			0	0		FILL material consisting of Brown silt, little fine to coarse sand, little fine to coarse gravel, coal fragments, slag; medium-dense; moist				
4	GPESB-6WA-2	24"	0	0		FILL material consisting of Dark Gray to Black silt, some gravel, coal fragments, slag; medium-dense; wet				
6			0	0	▼	FILL material consisting of Brown silt, some fine to coarse sand, some fine to coarse gravel, little clay; medium-dense; wet				
8										
10		24"	0	0		FILL material consisting of Dark Gray to Black silt, some gravel, coal fragments, slag; medium-dense; wet				
12						Encounter refusal and move boring				
14	GPESB-6WA-3	30"	0.2	0		FILL material consisting of Dark Grayish Brown silt, some fine to coarse sand, some fine to coarse gravel, wood fragments; medium-dense; wet FILL material consisitng of Black silt, some fine to coarse sand, little fine gravel; medium-dense; wet FILL material consisting of Grayish-brown silt and clay; dense; moist to wet			Slight Hydrocarbon-like odor	
			0	0						

Paulus, Sokolowski & Sartor	BORING LOG	BOREHOLE NUMBER - GPESB - 6WA

PROJECT NUMBER: **02522-017-840**
PROJECT NAME: **Clifton OU-2 Off-Site Area**
LOCATION: **Staten Island, New York**
DRILLING CO: **Fenley & Nicol**
DRILLING METHOD: **GeoProbe**
DRILLER / HELPER: **Kevin K. and Freddy C.**
ENVIRONMENTAL SCIENTIST: **Chris Scharkopf**

WEATHER: **65 degrees F, Overcast**
TOTAL DEPTH: **28'**
GROUND SURFACE ELEVATION: **12.50**
DATE BEGUN: **October 3, 2007**
DATE COMPLETED: **October 3, 2007**

DEPTH	SAMPLE NUMBER	RECOVERY (in)	PID (ppm)	HCN (ppm)	WATER LEVEL	SOIL DESCRIPTION	USCS SYMBOL	LITHOLOGY	ENVIRONMENTAL DESCRIPTIONS	VISUAL OBSERVATIONS
16										
18		30"	0	0		FILL material consisting of Grayish-brown silt and clay; dense; moist to wet				
						Dark Brown silty PEAT, roots, organic fibers, little clay; dense; moist to wet	PEAT			
20			0	0		Dark Brown organic SILT, clay, organic fibers; dense; moist to wet	OL			
22										
		27"	0	0		Dark Brown organic SILT, clay, organic fibers; dense; moist to wet				
24	GPESB-6WA-4									
			0	0		Dark Gray clayey SILT; medium-dense; moist to wet				
26										
28			0	0						

Paulus, Sokolowski & Sartor	BORING LOG	BOREHOLE NUMBER - GPESB - 4

PROJECT NUMBER: **02522-017-840**
PROJECT NAME: **Clifton OU-2 Off-Site Area**
LOCATION: **Staten Island, New York**
DRILLING CO: **Fenley & Nicol**
DRILLING METHOD: **GeoProbe**
DRILLER / HELPER: **Kevin K. and Freddy C.**
ENVIRONMENTAL SCIENTIST: **Chris Scharkopf**

WEATHER: **80 degrees F, Clear**
TOTAL DEPTH: **30'**
GROUND SURFACE ELEVATION: **10.82**
DATE BEGUN: **September 21, 2007**
DATE COMPLETED: **September 28, 2007**

DEPTH	SAMPLE NUMBER	RECOVERY (in)	PID (ppm)	HCN (ppm)	WATER LEVEL	SOIL DESCRIPTION	USCS SYMBOL	LITHOLOGY	ENVIRONMENTAL DESCRIPTIONS	VISUAL OBSERVATIONS
0	GPESB-4-1	Hand Clear	0	0		FILL material consisting of Black to Brown sand, trace silt, trace gravel	FILL			
						FILL material consisting of Brown silty sand				
2			0	0		FILL material consisting of Brown silty sand				
						FILL material consisting of Brown silty sand	SM			
4						Light Brown silty SAND, trace gravel				
		46"	0	0	▼	Brown fine to medium sandy SILT, some fine to medium gravel, little clay; medium-dense; wet				
6										
			0	0						
8										
10		40"	0	0		Brown fine to medium sandy SILT, some fine to medium gravel, little clay; medium-dense; wet				
12			0	0						
14										
		37"	0	0		Brown fine to medium sandy SILT, some fine to medium gravel, some clay; dense; wet				
16										
			0	0		Dark Brown organic PEAT, roots, some silt; dense; wet	PEAT		Hydrogen Sulfide-like odor	
18										
20		27"	0	0		Dark Brown organic SILT and PEAT, trace fine sand, roots, wood; dense; moist			Hydrogen Sulfide-like odor	
22			0	0			OL			
									Hydrogen Sulfide-like odor	
24										
	GPESB-4-2	30"	0	0		Dark Brown to Black organic SILT, some clay; dense; moist				
26										
			0	0						
28										
30			0	0						

Paulus, Sokolowski & Sartor	BORING LOG	BOREHOLE NUMBER - GPESB - 5W

PROJECT NUMBER: **02522-017-840**
PROJECT NAME: **Clifton OU-2 Off-Site Area**
LOCATION: **Staten Island, New York**
DRILLING CO: **Fenley & Nicol**
DRILLING METHOD: **GeoProbe**
DRILLER / HELPER: **Kevin K. and Freddy C.**
ENVIRONMENTAL SCIENTIST: **Chris Scharkopf**

WEATHER: **80 degrees F, Clear**
TOTAL DEPTH: **15'**
GROUND SURFACE ELEVATION: **9.70**
DATE BEGUN: **September 21, 2007**
DATE COMPLETED: **September 27, 2007**

DEPTH	SAMPLE NUMBER	RECOVERY (in)	PID (ppm)	HCN (ppm)	WATER LEVEL	SOIL DESCRIPTION	USCS SYMBOL	LITHOLOGY	ENVIRONMENTAL DESCRIPTIONS	VISUAL OBSERVATIONS
0										
	GPESB-5W-1	Hand Clear	0	0		Surface Material FILL material consisting of Light Brown fine sand, trace silt, trace gravel	FILL		Slight Odor	
						Brown fine to medium SAND, some silt, trace gravel	SP			
2			0	0						
						Brown fine SAND and silt, trace gravel				
4										
	GPESB-5W-2	33"	0	0	▼	FILL material consisting of Brown fine to coarse sand, some silt, little fine to medium gravel, little clay; medium-dense; wet	FILL			
6						FILL material consisting of Grayish Black gravel, silt, coal fragments, slag; loose; wet FILL material consisting of Brown fine to coarse sand, some silt, little fine to medium gravel, little clay; medium-dense; wet				
			0	0						
8										
10		34"	0	0		FILL mateiral consisting of Dark Grayish Brown silt, some fine to medium sand, trace gravel, trace clay, ceramic fragments; medium-dense; wet				
	GPESB-5W-3					Dark Gray silty CLAY, trace fine sand; medium-dense; wet	CL			
12			0	0						
14										
			0	0						
16										

Paulus, Sokolowski & Sartor	BORING LOG	BOREHOLE NUMBER - GPESB - 7

PROJECT NUMBER: **02522-017-840**
PROJECT NAME: **Clifton OU-2 Off-Site Area**
LOCATION: **Staten Island, New York**
DRILLING CO: **Fenley & Nicol**
DRILLING METHOD: **GeoProbe**
DRILLER / HELPER: **Kevin K. and Freddy C.**
ENVIRONMENTAL SCIENTIST: **Chris Scharkopf**

WEATHER: **85 degrees F, Clear**
TOTAL DEPTH: **25'**
GROUND SURFACE ELEVATION: **9.28**
DATE BEGUN: **September 20, 2007**
DATE COMPLETED: **September 26, 2007**

DEPTH	SAMPLE NUMBER	RECOVERY (in)	PID (ppm)	HCN (ppm)	WATER LEVEL	SOIL DESCRIPTION	USCS SYMBOL	LITHOLOGY	ENVIRONMENTAL DESCRIPTIONS	VISUAL OBSERVATIONS
0										
	GPESB-7-1	Hand Clear	0	0		Surface Material Brown fine SAND, some silt	FILL SP			
2	GPESB-7-2		0	0		FILL material consisting of Black fine sand, some silt, some gravel FILL material consisting of Brown fine sand, some silt, some gravel	FILL		Odor	
4	GPESB-7-3				▼					
		27"	0	0		FILL material consisting of Dark Brown to Gray silt, some fine to coarse gravel, little fine to coarse sand, coal fragments; medium-dense; wet				
6			0	0						
8										
10		52"	0	0		FILL material consisting of Dark Brown to Gray silt, some fine to coarse gravel, little fine to coarse sand, some clay, coal fragments; dense; moist to wet				
12										
	GPESB-7-4		3.4	0		FILL material consisting of Black silt, some fine to coarse sand, little fine to coarse gravel, coal fragments; medium-dense; moist			Slight Odor	
14						FILL material consisting of Dark Brown silt, some fine to coarse sand, little fine to coarse gravel, little clay; medium-dense; wet			Slight Hydrogen Sulfide-like odor	
		50"	0	0		Dark Brown clayey organic PEAT with silt, organic, wood, roots; dense; moist	PEAT			
16										
18			0	0						
20		46"	0	0		Dark Brown clayey organic PEAT with silt, organic, wood, roots; dense; moist			Slight Hydrogen Sulfide-like odor	
22	GPESB-7-5									
			0	0						
24										
			0	0						
26										

Paulus, Sokolowski & Sartor	BORING LOG	BOREHOLE NUMBER - GPESB - 10

PROJECT NUMBER: **02522-017-840**
PROJECT NAME: **Clifton OU-2 Off-Site Area**
LOCATION: **Staten Island, New York**
DRILLING CO: **Fenley & Nicol**
DRILLING METHOD: **GeoProbe**
DRILLER / HELPER: **Kevin K. and Freddy C.**
ENVIRONMENTAL SCIENTIST: **Chris Scharkopf**

WEATHER: **80 degrees F, Clear**
TOTAL DEPTH: **25'**
GROUND SURFACE ELEVATION: **9.28**
DATE BEGUN: **September 21, 2007**
DATE COMPLETED: **September 27, 2007**

DEPTH	SAMPLE NUMBER	RECOVERY (in)	PID (ppm)	HCN (ppm)	WATER LEVEL	SOIL DESCRIPTION	USCS SYMBOL	LITHOLOGY	ENVIRONMENTAL DESCRIPTIONS	VISUAL OBSERVATIONS
0	GPESB-10-1	Hand Clear	0	0		Brown fine SAND, trace silt, trace gravel Brown fine silty SAND, trace gravel	SP		Slight Odor	
2	GPESB-10-2				▼					
4		21"	0	0		FILL material consisting of Brownish Gray silt, little fine to medium sand, some fine to coarse gravel, trace clay, brick fragments, concrete fragments; loose; wet	FILL			
6			0	0		FILL material consisting of Gray silt, some fine to medium sand, little fine to coarse gravel; loose; wet				
8										
10		52"	0	0		FILL material consisting of Gray silt, some fine to medium sand, little fine to coarse gravel; loose; wet FILL material consisting of Brown silt, some fine to medium sand, little fine to medium gravel, little clay; medium-dense; wet				
12	GPESB-10-3		0	0		FILL material consisting of Black to Dark Gray silt, some fine to coarse sand, some fine to coarse gravel, coal fragments, slag; medium-dense; wet			Slight Hydrocarbon-like Odor	
14						Dark Brown silty CLAY; moist to wet	CL		Slight Hydrogen Sulfide-like Odor	
16		48"	0	0		Dark Brown organic PEAT, roots, some silt	PEAT			
18			0	0						
20		29"	0	0		Dark Brown organic PEAT, roots, some silt				
22	GPESB-10-4		0	0		Dark Brown organic SILT, some clay; dense; moist to wet Dark Grayish Brown silty CLAY; dense; moist to wet	OL CL			
24										
26			0	0						

Paulus, Sokolowski & Sartor	BORING LOG	BOREHOLE NUMBER - GPESB - 8W

PROJECT NUMBER: **02522-017-840**
PROJECT NAME: **Clifton OU-2 Off-Site Area**
LOCATION: **Staten Island, New York**
DRILLING CO: **Fenley & Nicol**
DRILLING METHOD: **GeoProbe**
DRILLER / HELPER: **Kevin K. and Freddy C.**
ENVIRONMENTAL SCIENTIST: **Chris Scharkopf**

WEATHER: **75 degrees F, Overcast**
TOTAL DEPTH: **25'**
GROUND SURFACE ELEVATION: **8.87**
DATE BEGUN: **September 20, 2007**
DATE COMPLETED: **September 26, 2007**

DEPTH	SAMPLE NUMBER	RECOVERY (in)	PID (ppm)	HCN (ppm)	WATER LEVEL	SOIL DESCRIPTION	USCS SYMBOL	LITHOLOGY	ENVIRONMENTAL DESCRIPTIONS	VISUAL OBSERVATIONS
0	GPESB-8W-1	Hand Clear	0.8	0		FILL material consisting of Dark Brown silt, little fine to coarse sand, little fine to coarse gravel, brick fragments, concrete fragments; medium-dense; wet Dark Brown to Purple wood chips, some silt, little fine to coarse sand, coal fragments; medium-dense; wet	FILL		Slight Odor, Wood chips (purifier waste) from 1' to 1.6' below ground surface	
2	GPESB-8W-2				▼					
4		30"	0.9	0		Dark Grayish Brown silty fine to coarse SAND, some fine to coarse gravel; loose; wet	SM			
6	GPESB-8W-3		0.9	0		Dark Grayish brown SILT, some clay, little fine to coarse sand, little fine to coarse gravel; loose; wet FILL material consisting of Black silt, little fine to coarse sand, little fine to coarse gravel, coal fragments; loose; wet	FILL		Slight Odor	
8										
10		42"	0	0		FILL material consisting of Dark Grayish Brown silt, little fine to coarse sand, little fine to coarse gravel; loose; wet FILL material consisting of Gray silt, some fine to medium sand, some fine to medium gravel; loose; wet				
12						Dark Brown silty CLAY; dense; moist	CL			
			0	0		Dark Brown PEAT, organic fibers, roots; medium-dense; wet	PEAT			
14		34"	0	0		Dark Brown PEAT, organic fibers, roots; dense; wet				
16										
18			0	0		Dark Brown PEAT, organic fibers, roots; dense; wet				
20		39"	0	0						
22	GPESB-8W-4		0	0						
24						Dark Brown PEAT, organic fibers, roots; dense; wet				
			0	0						
26										

TABLE 3
CLIFTON OU-2 (OFF-SITE AREA)
SUPPLEMENTAL REMEDIAL INVESTIGATION
METALS IN SOIL

Sample Number:	**SubPart 375**	**GPESB-1W-1**		**GPESB-1W-2**		**GPESB-1W-3**		**GPESB-1W-4**		**GPESB-1W-5**		**GPESB-1W-6**		**GPESB-1W-7**	
Lab Sample ID No:	**Protection of**	**0711008-001**		**0711202-001**		**0711202-002**		**0711202-003**		**0711390-001**		**0711390-002**		**0711390-003**	
Depth(ft bgs):	**Public Health**	**0.5 - 1.0**		**1.5 - 2.0**		**4.5 - 5.0**		**4.5 - 5.0**		**17.0 - 17.5**		**31.0 - 32.0**		**35.0 - 36.0**	
Sample Type:	**Restricted**	**Soil**		**Soil**		**Soil**		**Soil**		**Soil**		**Soil**		**Soil**	
Sample Date:	**Commercial**	**9/21/2007**		**9/21/2007**		**9/21/2007**		**9/21/2007**		**10/1/2007**		**10/1/2007**		**10/1/2007**	
Units:	**SCO**	**mg/kg**	**Q**	**mg/Kg**	**Q**	**mg/Kg**	**Q**	**mg/Kg**	**Q**	**mg/Kg**	**Q**	**mg/Kg**	**Q**	**mg/Kg**	**Q**
Arsenic	16	6.5		3.9		3.2		3.2		3.3		13.6		14.8	
Barium	400	73.5		68.2		63.1		66.5		226	J	167		186	
Cadmium	9.3	0.038	U	0.037	U	0.037	U	0.038	U	0.049	U	0.057	U	0.057	U
Chromium	1,500	48.5		55.4		32.2		51.5		30.2	J	24.3		26	
Lead	1,000	40.4		22.8		28.5		25.5		75.6		7.8		9.1	
Mercury	2.8	0.12		0.023	B	0.095		0.051		1		0.03	U	0.03	U
Selenium	1,500	0.33	B	0.28	U	0.33	B	0.28	U	0.46	BJ	0.57	B	0.42	U
Silver	1,500	0.21	B	0.23	B	0.15	B	0.16	B	0.26	BJ	0.62	B	0.83	B
Cyanide	27	6.6		3.9		**44.2**	B	**59.4**	B	0.76	U	0.89	U	0.89	U

NOTES:
U - Indicates a compound was analyzed for, but not detected. For results marked U, the numerical value is the compound MDL or PQL.
N - Indicates Matrix Spike Sample Recovery not met.
E - Indicates the reported value is estimated because of the presence of interference.
* - Indicates Duplicate analysis not within control limits.
B - Indicates reported value is less than the Contract Required Detection Limits but greater than the Instrument Detection Limit.
J - Indicates that the associated numerical value is an approximate (estimated) concentration.
D - Indicates Sample Was Diluted.
Q - Indicates laboratory qualifier.
NA - Indicates that sample was not analyzed.
Sample GPESB-1W-4 is a Duplicate Sample of GPESB-1W-3.
Sample GPESB-1W-7 is a Duplicate Sample of GPESB-1W-6.
The Restricted Commercial Soil Cleanup Objective was taken from the most recent version of SubPart 375-6.

TABLE 3 (cont.)
CLIFTON OU-2 (OFF-SITE AREA)
SUPPLEMENTAL REMEDIAL INVESTIGATION
METALS IN SOIL

Sample Number:	**SubPart 375**	**GPESB-1WA-1**		**GPESB-1WA-2**		**GPESB-1WA-3**		**GPESB-1WA-4**		**GPESB-2-1**		**GPESB-2-2**		**GPESB-2-3**	
Lab Sample ID No:	**Protection of**	**0711566-001**		**0711566-002**		**0711566-003**		**0711566-004**		**0711008-003**		**0711076-001**		**0711390-004**	
Depth(ft bgs):	**Public Health**	**0.5 - 2.0**		**5.5 - 6.5**		**22.25 - 23.25**		**25.0 - 26.0**		**0.5 - 1.0**		**4.5 - 5.0**		**17.5 - 18.5**	
Sample Type:	**Restricted**	**Soil**		**Soil**		**Soil**		**Soil**		**Soil**		**Soil**		**Soil**	
Sample Date:	**Commercial**	**10/4/2007**		**10/4/2007**		**10/4/2007**		**10/4/2007**		**9/21/2007**		**9/24/2007**		**10/1/2007**	
Units:	**SCO**	**mg/Kg**	**Q**	**mg/Kg**	**Q**	**mg/Kg**	**Q**	**mg/Kg**	**Q**	**mg/kg**	**Q**	**mg/kg**	**Q**	**mg/kg**	**Q**
Arsenic	16	4.2		6.2		3.9		5.7		6.5	J	3		2.2	
Barium	400	52		110		119		178		139	J	44.1		56.3	
Cadmium	9.3	0.072	B	0.052	B	0.064	U	0.096	B	0.036	U	0.037	U	0.037	U
Chromium	1,500	39.4		56.9		35		44.7		26	J	15.6		34.1	
Lead	1,000	34.2		97.9		93.9		62.3		349	J	7.7		9.9	
Mercury	2.8	0.11		0.33		0.23		0.23		0.98	J	0.019	U	0.019	U
Selenium	1,500	0.27	U	1.2		0.87	B	1.4		1.6	J	0.27	U	0.27	U
Silver	1,500	0.13	B	0.1	B	0.082	U	0.094	U	0.32	BJ	0.06	B	0.12	B
Cyanide	27	**67.9**		**187**		0.99	U	1.6		**91**	J	0.57	U	0.57	U

NOTES:
U - Indicates a compound was analyzed for, but not detected. For results marked U, the numerical value is the compound MDL or PQL.
N - Indicates Matrix Spike Sample Recovery not met.
E - Indicates the reported value is estimated because of the presence of interference.
* - Indicates Duplicate analysis not within control limits.
B - Indicates reported value is less than the Contract Required Detection Limits but greater than the Instrument Detection Limit.
J - Indicates that the associated numerical value is an approximate (estimated) concentration.
D - Indicates Sample Was Diluted.
Q - Indicates laboratory qualifier.
NA - Indicates that sample was not analyzed.
Sample GPESB-1WA-4 is a Duplicate Sample of GPESB-1WA-3.
The Restricted Commercial Soil Cleanup Objective was taken from the most recent version of SubPart 375-6.

TABLE 3 (cont.)
CLIFTON OU-2 (OFF-SITE AREA)
SUPPLEMENTAL REMEDIAL INVESTIGATION
METALS IN SOIL

Sample Number:	**SubPart 375**	**GPESB-3W-1**		**GPESB-3W-2**		**GPESB-3W-3**		**GPESB-4-1**		**GPESB-4-2**		**GPESB-4-3**		**GPESB-5W-1**	
Lab Sample ID No:	**Protection of**	**0711008-004**		**0711076-002**		**0711326-001**		**0711008-005**		**0711076-003**		**0711326-002**		**0711008-006**	
Depth(ft bgs):	**Public Health**	**0.5 - 1.0**		**4.5 - 5.0**		**27.0 - 28.0**		**0.5 - 1.0**		**4.0 - 4.5**		**25.5 - 27.5**		**0.5 - 1.0**	
Sample Type:	**Restricted**	**Soil**		**Soil**		**Soil**		**Soil**		**Soil**		**Soil**		**Soil**	
Sample Date:	**Commercial**	**9/21/2007**		**9/24/2007**		**9/28/2007**		**9/21/2007**		**9/24/2007**		**9/28/2007**		**9/21/2007**	
Units:	**SCO**	**mg/kg**	**Q**	**mg/kg**	**Q**	**mg/kg**	**Q**	**mg/kg**	**Q**	**mg/kg**	**Q**	**mg/kg**	**Q**	**mg/kg**	**Q**
Arsenic	16	13.5		2.2		10.4		7.6	J	3.4		5.4		4.9	
Barium	400	79.8		30		150		51.6	J	37.1		97.4		56.5	
Cadmium	9.3	0.036	U	0.037	U	0.075	U	0.037	U	0.038	U	0.052	U	0.037	U
Chromium	1,500	10.6		17.5		33.1		30	J	21.9		25		41.8	
Lead	1,000	97.3		6.9		7.3		477	J	24.2		7.9		15.2	
Mercury	2.8	0.4		0.019	U	0.039	U	**7.2**	J	0.13		0.027	U	0.019	U
Selenium	1,500	2.1		0.27	U	0.86	B	0.45	BJ	0.28	U	0.46	B	0.27	U
Silver	1,500	0.2	B	0.078	B	0.34	B	0.28	BJ	0.089	B	0.29	B	0.14	B
Cyanide	27	0.55	U	0.57	U	1.2	U	3.3	J	0.58	U	0.8	U	2.7	

NOTES:
U - Indicates a compound was analyzed for, but not detected. For results marked U, the numerical value is the compound MDL or PQL.
N - Indicates Matrix Spike Sample Recovery not met.
E - Indicates the reported value is estimated because of the presence of interference.
* - Indicates Duplicate analysis not within control limits.
B - Indicates reported value is less than the Contract Required Detection Limits but greater than the Instrument Detection Limit.
J - Indicates that the associated numerical value is an approximate (estimated) concentration.
D - Indicates Sample Was Diluted.
Q - Indicates laboratory qualifier.
NA - Indicates that sample was not analyzed.
The Restricted Commercial Soil Cleanup Objective was taken from the most recent version of SubPart 375-6.

TABLE 3 (cont.)
CLIFTON OU-2 (OFF-SITE AREA)
SUPPLEMENTAL REMEDIAL INVESTIGATION
METALS IN SOIL

Sample Number:	**SubPart 375**	**GPESB-5W-2**		**GPESB-5W-3**		**GPESB-6W-1**		**GPESB-6W-2**		**GPESB-6W-3**		**GPESB-6W-4**		**GPESB-6W-5**	
Lab Sample ID No:	**Protection of**	**0711076-004**		**0711272-001**		**0711008-007**		**0711076-005**		**0711076-006**		**0711272-002**		**0711272-003**	
Depth(ft bgs):	**Public Health**	**4.0 - 4.5**		**11.5 - 12.5**		**0.5 - 1.0**		**1.5 - 2.0**		**2.5 - 3.0**		**12.0 - 13.0**		**21.0 - 22.0**	
Sample Type:	**Restricted**	**Soil**		**Soil**		**Soil**		**Soil**		**Soil**		**Soil**		**Soil**	
Sample Date:	**Commercial**	**9/24/2007**		**9/27/2007**		**9/21/2007**		**9/24/2007**		**9/24/2007**		**9/27/2007**		**9/27/2007**	
Units:	**SCO**	**mg/kg**	**Q**	**mg/kg**	**Q**	**mg/kg**	**Q**	**mg/kg**	**Q**	**mg/kg**	**Q**	**mg/kg**	**Q**	**mg/kg**	**Q**
Arsenic	16	4.0		4.0		13.6	J	15.2	J	9.8		2.2		6.1	
Barium	400	60.5		86.1		140	J	118	J	**449**		120	J	286	
Cadmium	9.3	0.038	U	0.038	U	0.036	U	0.04	U	0.065	U	0.046	U	0.56	B
Chromium	1,500	26.3		47.6		13.7	J	27.4	J	247		15.8	J	49.6	
Lead	1,000	110		23.1		515	J	145	J	296		24		11.3	
Mercury	2.8	0.13		0.038	B	0.91	J	2.3	J	0.61		0.29		0.044	U
Selenium	1,500	0.28	U	0.28	U	4.2	J	3.2	J	3.8		0.53	B	1.6	
Silver	1,500	0.081	B	0.13	B	0.45	BJ	0.5	BJ	0.48	B	0.17	BJ	0.34	B
Cyanide	27	0.59	U	0.58	U	**70.4**	J	**299**	J	**249**		**33.6**		1.3	U

NOTES:
U - Indicates a compound was analyzed for, but not detected. For results marked U, the numerical value is the compound MDL or PQL.
N - Indicates Matrix Spike Sample Recovery not met.
E - Indicates the reported value is estimated because of the presence of interference.
* - Indicates Duplicate analysis not within control limits.
B - Indicates reported value is less than the Contract Required Detection Limits but greater than the Instrument Detection Limit.
J - Indicates that the associated numerical value is an approximate (estimated) concentration.
D - Indicates Sample Was Diluted.
Q - Indicates laboratory qualifier.
NA - Indicates that sample was not analyzed.
The Restricted Commercial Soil Cleanup Objective was taken from the most recent version of SubPart 375-6.

TABLE 3 (cont.)
CLIFTON OU-2 (OFF-SITE AREA)
SUPPLEMENTAL REMEDIAL INVESTIGATION
METALS IN SOIL

Sample Number:	**SubPart 375**	**GPESB-6WA-1**		**GPESB-6WA-2**		**GPESB-6WA-3**		**GPESB-6WA-4**		**GPESB-7-1**		**GPESB-7-2**		**GPESB-7-3**	
Lab Sample ID No:	**Protection of**	**0711565-001**		**0711565-002**		**0711565-003**		**0711565-004**		**0711008-008**		**0711008-009**		**0711008-010**	
Depth(ft bgs):	**Public Health**	**0.5 - 2.0**		**5.5 - 6.5**		**13.5 - 14.5**		**24.0 - 25.0**		**0.5 - 1.0**		**2.0 - 2.5**		**3.5 - 4.0**	
Sample Type:	**Restricted**	**Soil**		**Soil**		**Soil**		**Soil**		**Soil**		**Soil**		**Soil**	
Sample Date:	**Commercial**	**10/3/2007**		**10/3/2007**		**10/3/2007**		**10/3/2007**		**9/20/2007**		**9/20/2007**		**9/20/2007**	
Units:	**SCO**	**mg/kg**	**Q**	**mg/kg**	**Q**	**mg/kg**	**Q**	**mg/kg**	**Q**	**mg/kg**	**Q**	**mg/kg**	**Q**	**mg/kg**	**Q**
Arsenic	16	2.8		3.6		5.1		4.5		5.1		6		4.2	
Barium	400	32.7		38.8		90.9		218		60.9		97.4		76.8	
Cadmium	9.3	0.042	B	0.037	U	0.17	B	0.43	B	0.05	U	0.039	U	0.44	B
Chromium	1,500	47.6		18.7		29.2		36		57.8		6.3		29.3	
Lead	1,000	9		7.6		127		8		35.8		134		134	
Mercury	2.8	0.019	U	0.019	U	0.53		0.047	B	0.25		0.71		0.31	
Selenium	1,500	0.27	U	0.27	U	0.32	U	0.86	B	0.37	U	1.1		0.29	U
Silver	1,500	0.16	B	0.1	B	0.23	B	0.17	B	0.2	B	0.3	B	0.17	B
Cyanide	27	0.56	U	0.57	U	**192**		1.3	U	1.8		1.5		0.61	U

NOTES:
U - Indicates a compound was analyzed for, but not detected. For results marked U, the numerical value is the compound MDL or PQL.
N - Indicates Matrix Spike Sample Recovery not met.
E - Indicates the reported value is estimated because of the presence of interference.
* - Indicates Duplicate analysis not within control limits.
B - Indicates reported value is less than the Contract Required Detection Limits but greater than the Instrument Detection Limit.
J - Indicates that the associated numerical value is an approximate (estimated) concentration.
D - Indicates Sample Was Diluted.
Q - Indicates laboratory qualifier.
NA - Indicates that sample was not analyzed.
The Restricted Commercial Soil Cleanup Objective was taken from the most recent version of SubPart 375-6.

TABLE 3 (cont.)
CLIFTON OU-2 (OFF-SITE AREA)
SUPPLEMENTAL REMEDIAL INVESTIGATION
METALS IN SOIL

Sample Number:	**SubPart 375**	**GPESB-7-4**		**GPESB-7-5**		**GPESB-7A-1**		**GPESB-7A-2**		**GPESB-7A-3**		**GPESB-7A-4**		**GPESB-8W-1**	
Lab Sample ID No:	**Protection of**	**0711272-004**		**0711272-005**		**0711443-001**		**0711443-002**		**0711565-005**		**0711565-006**		**0711008-011**	
Depth(ft bgs):	**Public Health**	**12.75 - 13.75**		**22.0 - 23.0**		**0.5 - 2.0**		**5.5 - 6.5**		**15.0 - 16.0**		**25.5 - 26.5**		**0.5 - 1.0**	
Sample Type:	**Restricted**	**Soil**		**Soil**		**Soil**		**Soil**		**Soil**		**Soil**		**Soil**	
Sample Date:	**Commercial**	**9/26/2007**		**9/26/2007**		**10/2/2007**		**10/2/2007**		**10/3/2007**		**10/3/2007**		**9/20/2007**	
Units:	**SCO**	**mg/kg**	**Q**	**mg/kg**	**Q**	**mg/kg**	**Q**	**mg/kg**	**Q**	**mg/kg**	**Q**	**mg/kg**	**Q**	**mg/kg**	**Q**
Arsenic	16	4.1		4.4		2.5		5		5		8.3		5.8	
Barium	400	54.6	J	153		31.5		51.8		152		156		39.1	
Cadmium	9.3	0.2	B	0.17	B	0.036	U	0.037	U	0.18	B	0.062	U	0.038	U
Chromium	1,500	25.2	J	31.4		31.4		19.5		11.8		29.9		15.3	
Lead	1,000	296		7.6		8.3		34.8		41.9		8.8		11.7	
Mercury	2.8	2.2		0.043	U	0.018	U	0.054		0.46		0.037	B	0.03	B
Selenium	1,500	0.56	B	0.99	B	0.27	U	0.28	U	0.38	U	0.46	U	0.28	U
Silver	1,500	0.31	BJ	0.27	B	0.091	B	0.16	B	0.25	B	0.28	B	0.13	B
Cyanide	27	1.3		1.3	U	0.55	U	0.58	U	**253**		0.95	U	0.59	U

NOTES:
U - Indicates a compound was analyzed for, but not detected. For results marked U, the numerical value is the compound MDL or PQL.
N - Indicates Matrix Spike Sample Recovery not met.
E - Indicates the reported value is estimated because of the presence of interference.
* - Indicates Duplicate analysis not within control limits.
B - Indicates reported value is less than the Contract Required Detection Limits but greater than the Instrument Detection Limit.
J - Indicates that the associated numerical value is an approximate (estimated) concentration.
D - Indicates Sample Was Diluted.
Q - Indicates laboratory qualifier.
NA - Indicates that sample was not analyzed.
The Restricted Commercial Soil Cleanup Objective was taken from the most recent version of SubPart 375-6.

TABLE 3 (cont.)
CLIFTON OU-2 (OFF-SITE AREA)
SUPPLEMENTAL REMEDIAL INVESTIGATION
METALS IN SOIL

Sample Number:	**SubPart 375**	**GPESB-8W-2**		**GPESB-8W-3**		**GPESB-8W-4**		**GPESB-8WA-1**		**GPESB-8WA-2**		**GPESB-8WA-3**		**GPESB-8WA-4**	
Lab Sample ID No:	**Protection of**	**0711008-012**		**0711272-006**		**0711272-007**		**0711443-003**		**0711443-004**		**0711443-005**		**0711443-006**	
Depth(ft bgs):	**Public Health**	**2.5 - 3.0**		**6.5 - 7.5**		**22.0 - 23.0**		**0.5 - 2.0**		**5.0 - 6.0**		**15.5 - 16.0**		**21.5 - 22.5**	
Sample Type:	**Restricted**	**Soil**		**Soil**		**Soil**		**Soil**		**Soil**		**Soil**		**Soil**	
Sample Date:	**Commercial**	**9/20/2007**		**9/26/2007**		**9/26/2007**		**10/2/2007**		**10/2/2007**		**10/2/2007**		**10/2/2007**	
Units:	**SCO**	**mg/kg**	**Q**	**mg/kg**	**Q**	**mg/kg**	**Q**	**mg/kg**	**Q**	**mg/kg**	**Q**	**mg/kg**	**Q**	**mg/kg**	**Q**
Arsenic	16	2.2		4.7		4.1		3.8		3.2		5.2		3.7	
Barium	400	39.3		45.5		168		69.5	J	36.7		97.4		238	
Cadmium	9.3	0.039	U	0.08	B	0.11	U	0.13	B	0.037	U	0.042	U	0.52	B
Chromium	1,500	21		19.7		27.4		24.5	J	25.8		67.7		30.5	
Lead	1,000	16.9		183		7.3		81.6		16.3		677		7.6	
Mercury	2.8	0.062		0.71		0.055	U	0.49		0.12		0.62		0.051	B
Selenium	1,500	0.29	U	0.58	B	0.79	U	0.37	BJ	0.28	U	0.31	U	0.69	B
Silver	1,500	0.051	B	0.24	B	0.31	B	0.24	BJ	0.12	B	0.26	B	0.2	B
Cyanide	27	0.61	U	9.3		1.6	U	**39.1**		0.58	U	13.1		1.2	U

NOTES:
U - Indicates a compound was analyzed for, but not detected. For results marked U, the numerical value is the compound MDL or PQL.
N - Indicates Matrix Spike Sample Recovery not met.
E - Indicates the reported value is estimated because of the presence of interference.
* - Indicates Duplicate analysis not within control limits.
B - Indicates reported value is less than the Contract Required Detection Limits but greater than the Instrument Detection Limit.
J - Indicates that the associated numerical value is an approximate (estimated) concentration.
D - Indicates Sample Was Diluted.
Q - Indicates laboratory qualifier.
NA - Indicates that sample was not analyzed.
The Restricted Commercial Soil Cleanup Objective was taken from the most recent version of SubPart 375-6.

TABLE 3 (cont.)
CLIFTON OU-2 (OFF-SITE AREA)
SUPPLEMENTAL REMEDIAL INVESTIGATION
METALS IN SOIL

Sample Number:	**SubPart 375**	**GPESB-10-1**		**GPESB-10-2**		**GPESB-10-3**		**GPESB-10-4**		**GPESB-10A-1**		**GPESB-10A-2**		**GPESB-10A-3**	
Lab Sample ID No:	**Protection of**	**0711008-013**		**0711076-007**		**0711272-008**		**0711272-009**		**0711565-007**		**0711565-008**		**0711565-009**	
Depth(ft bgs):	**Public Health**	**0 - 0.5**		**2.5 - 3.0**		**12.33 - 13.33**		**21.0 - 22.0**		**0.5 - 2.0**		**5.0 - 6.0**		**12.5 - 13.5**	
Sample Type:	**Restricted**	**Soil**		**Soil**		**Soil**		**Soil**		**Soil**		**Soil**		**Soil**	
Sample Date:	**Commercial**	**9/21/2007**		**9/24/2007**		**9/27/2007**		**9/27/2007**		**10/3/2007**		**10/3/2007**		**10/3/2007**	
Units:	**SCO**	**mg/kg**	**Q**	**mg/kg**	**Q**	**mg/kg**	**Q**	**mg/kg**	**Q**	**mg/kg**	**Q**	**mg/kg**	**Q**	**mg/kg**	**Q**
Arsenic	16	5.4		3.8		2.2		5.7		3.7		2.4		2.4	
Barium	400	44.3		39.1		57.4	J	208	J	39.9		28.1		45.8	
Cadmium	9.3	0.036	U	0.037	U	0.04	U	0.17	B	0.036	U	0.038	U	0.036	U
Chromium	1,500	26.3		25.3		34.3	J	37.2	J	21.1		10		42.2	
Lead	1,000	21.7		38.4		54.6		8.6		10.3		13.8		8.3	
Mercury	2.8	0.05		0.24		0.39		0.037	B	0.019	B	0.043		0.036	B
Selenium	1,500	1		0.28	U	0.29	U	0.89	B	0.27	U	0.28	U	0.27	U
Silver	1,500	0.073	B	0.15	B	0.13	BJ	0.34	BJ	0.12	B	0.055	B	0.13	B
Cyanide	27	9.7		0.58	U	0.61	U	1	U	0.56	U	0.58	U	0.56	U

NOTES:
U - Indicates a compound was analyzed for, but not detected. For results marked U, the numerical value is the compound MDL or PQL.
N - Indicates Matrix Spike Sample Recovery not met.
E - Indicates the reported value is estimated because of the presence of interference.
* - Indicates Duplicate analysis not within control limits.
B - Indicates reported value is less than the Contract Required Detection Limits but greater than the Instrument Detection Limit.
J - Indicates that the associated numerical value is an approximate (estimated) concentration.
D - Indicates Sample Was Diluted.
Q - Indicates laboratory qualifier.
NA - Indicates that sample was not analyzed.
The Restricted Commercial Soil Cleanup Objective was taken from the most recent version of SubPart 375-6.

TABLE 3 (cont.)
CLIFTON OU-2 (OFF-SITE AREA)
SUPPLEMENTAL REMEDIAL INVESTIGATION
METALS IN SOIL

Sample Number:	**FB0924_S**		**FB092807**		**FB100407**	
Lab Sample ID No:	**0711076-008**		**0711326-003**		**0711565-010**	
Depth(ft):	**--**		**--**		**--**	
Sample Type:	**Aqueous**		**Aqueous**		**Aqueous**	
Sample Date:	**9/24/2007**		**9/28/2007**		**10/4/2007**	
Units:	**ug/L**		**ug/L**		**µg/L**	
Arsenic	1.8	U	1.8	U	1.8	U
Barium	3.2	U	3.2	U	3.2	U
Cadmium	0.57	B	0.35	B	0.32	U
Chromium	0.59	B	0.57	U	0.57	U
Lead	1.4	U	1.4	U	1.4	U
Mercury	0.1	U	0.1	U	0.1	U
Selenium	2.4	U	2.4	U	2.4	U
Silver	0.41	U	0.53	B	0.59	B
Cyanide	10	U	10	U	10	U

NOTES:
U - Indicates a compound was analyzed for, but not detected. For results marked U, the numerical value is the compound MDL or PQL.
N - Indicates Matrix Spike Sample Recovery not met.
E - Indicates the reported value is estimated because of the presence of interference.
* - Indicates Duplicate analysis not within control limits.
B - Indicates reported value is less than the Contract Required Detection Limits but greater than the Instrument Detection Limit.
J - Indicates that the associated numerical value is an approximate (estimated) concentration.
D - Indicates Sample Was Diluted.
Q - Indicates laboratory qualifier.
NA - Indicates that sample was not analyzed.
The Restricted Commercial Soil Cleanup Objective was taken from the most recent version of SubPart 375-6.

TABLE 2
CLIFTON OU-2 (OFF-SITE AREA)
SUPPLEMENTAL REMEDIAL INVESTIGATION
SEMIVOLATILE ORGANIC COMPOUNDS IN SOIL

Sample Number:	**SubPart 375 Protection of Public Health Restricted Commercial SCO**	**GPESB-1W-1**		**GPESB-1W-2**		**GPESB-1W-3**		**GPESB-1W-4**		**GPESB-1W-5**		**GPESB-1W-6**	
Lab Sample ID No:		**0711008-001B**		**0711202-001B**		**0711202-002B**		**0711202-003B**		**0711390-001B**		**0711390-002B**	
Depth(ft bgs):		**0.5 - 1.0**		**1.5 - 2.0**		**4.5 - 5.0**		**4.5 - 5.0**		**17.0 - 17.5**		**31.0 - 32.0**	
Sample Type:		**Soil**		**Soil**		**Soil**		**Soil**		**Soil**		**Soil**	
Sample Date:		**9/21/2007**		**9/21/2007**		**9/21/2007**		**9/21/2007**		**10/1/2007**		**10/1/2007**	
Units:		**mg/kg**	**Q**	**mg/kg**	**Q**	**mg/kg**	**Q**	**mg/kg**	**Q**	**mg/kg**	**Q**	**mg/kg**	**Q**
Phenol	500	0.39	U	0.38	U	0.38	U	0.39	U	0.5	U	0.59	U
Naphthalene	500	0.17	J	0.28	J	0.12	J	0.1	J	3.9		0.59	U
2-Methylnaphthalene	*500*	0.14	J	0.13	J	0.17	J	0.14	J	1.4		0.59	U
2-Methylphenol	*500*	0.39	U	0.38	U	0.38	U	0.39	U	0.5	U	0.59	U
4-Methylphenol	*500*	0.39	U	0.38	U	0.38	U	0.39	U	0.5	U	0.59	U
Dimethylphthalate	*500*	0.39	U	0.38	U	0.38	U	0.39	U	0.5	U	0.59	U
Acenaphthylene	500	0.26	J	0.11	J	0.38	U	0.39	U	3.3		0.59	U
Acenaphthene	500	0.39	U	0.38	U	0.38	U	0.39	U	18	D	0.59	U
Dibenzofuran	*500*	0.39	U	0.38	U	0.38	U	0.39	U	0.5	U	0.59	U
Diethylphthalate	*500*	0.12	J	0.22	J	0.16	J	0.22	J	0.5	U	0.59	U
Fluorene	500	0.39	U	0.38	U	0.38	U	0.39	U	8.9	D	0.59	U
Phenanthrene	500	0.18	J	0.098	J	0.11	J	0.39	U	52	D	0.59	U
Anthracene	500	0.39	U	0.38	U	0.38	U	0.39	U	29	D	0.59	U
Carbazole	*500*	0.39	U	0.38	U	0.38	U	0.39	U	0.5	U	0.59	U
Fluoranthene	500	0.25	J	0.16	J	0.13	J	0.11	J	34	D	0.59	U
Pyrene	500	0.38	J	0.18	J	0.16	J	0.13	J	46	D	0.59	U
Benzo(a)anthracene	5.6	0.18	J	0.15	J	0.087	J	0.087	J	23	D	0.59	U
Chrysene	56	0.43		0.2	J	0.16	J	0.1	J	19	D	0.59	U
Bis(2-ethylhexyl)phthalate	*500*	0.39	U	0.38	U	0.38	U	0.39	U	0.5	U	0.59	U
Di-n-octyl phthalate	*500*	0.39	U	0.38	U	0.38	U	0.39	U	0.5	U	0.59	U
Benzo(b)fluoranthene	5.6	0.4		0.13	J	0.12	J	0.39	U	**7.8**	D	0.59	U
Benzo(k)fluoranthene	56	0.14	J	0.12	J	0.38	U	0.39	U	5		0.59	U
Benzo(a)pyrene	1	0.094	J	0.38	U	0.38	U	0.39	U	**13**	J	0.59	U
Indeno(1,2,3-cd)pyrene	5.6	0.097	J	0.38	U	0.38	U	0.39	U	2.1		0.59	U
Dibenzo(a,h)anthracene	0.56	0.39	U	0.38	U	0.38	U	0.39	U	**0.76**		0.59	U
Benzo(g,h,i)perylene	500	0.088	J	0.38	U	0.38	U	0.39	U	2.7		0.59	U
Total SVOCs		2.929		1.778		1.217		0.887		269.86		ND	
Total PAHs		2.809		1.558		1.057		0.667		267.16		ND	
Total CaPAHs		1.341		0.6		0.367		0.187		70.66		ND	
Benzo(a)pyrene Equivalent		0.167		0.031		0.022		0.010		17.29		0	
Total TICs		117.74		81.79		88.96		69.76		45.6		1.2	

NOTES:
U - Indicates a compound was analyzed for, but not detected. For results marked U, the numerical value is the compound MDL or PQL.
J - Indicates an estimated value.
E - Indicates concentration exceeds the calibrated range of the instrument. Concentrations in diluted sample are lower.
B - Indicates that the analyte was found in the blank as well as the sample. It indicates possible/probable blank contamination.
NA - Indicates that sample was not analyzed.
Q - Indicates laboratory qualifier.
Sample GPESB-1W-4 is a Duplicate Sample of GPESB-1W-3.
The Restricted Commercial Soil Cleanup Objective was taken from the most recent version of SubPart 375-6.

TABLE 2 (cont.)
CLIFTON OU-2 (OFF-SITE AREA)
SUPPLEMENTAL REMEDIAL INVESTIGATION
SEMIVOLATILE ORGANIC COMPOUNDS IN SOIL

Sample Number:	**SubPart 375**	**GPESB-1W-7**		**GPESB-1WA-1**		**GPESB-1WA-2**		**GPESB-1WA-3**		**GPESB-1WA-4**		**GPESB-2-1**	
Lab Sample ID No:	**Protection of**	**0711390-003B**		**0711566-001B**		**0711566-002B**		**0711566-003B**		**0711566-004B**		**0711008-003B**	
Depth(ft bgs):	**Public Health**	**35.0 - 36.0**		**0.5 - 2.0**		**5.5 - 6.5**		**22.25 - 23.25**		**25.0 - 26.0**		**0.5 - 1.0**	
Sample Type:	**Restricted**	**Soil**		**Soil**		**Soil**		**Soil**		**Soil**		**Soil**	
Sample Date:	**Commercial**	**10/1/2007**		**10/4/2007**		**10/4/2007**		**10/4/2007**		**10/4/2007**		**9/21/2007**	
Units:	**SCO**	**mg/kg**	**Q**	**mg/kg**	**Q**	**mg/kg**	**Q**	**mg/kg**	**Q**	**mg/kg**	**Q**	**mg/kg**	**Q**
Phenol	500	0.59	U	0.37	U	0.46	U	0.65	U	0.76	U	0.37	U
Naphthalene	500	0.59	U	0.37	U	0.46	U	0.65	U	0.76	U	0.32	J
2-Methylnaphthalene	*500*	0.59	U	0.37	U	0.46	U	0.65	U	0.76	U	0.19	J
2-Methylphenol	*500*	0.59	U	0.37	U	0.46	U	0.65	U	0.76	U	0.37	U
4-Methylphenol	*500*	0.59	U	0.37	U	0.46	U	0.65	U	0.76	U	0.37	U
Dimethylphthalate	*500*	0.59	U	0.37	U	0.46	U	0.65	U	0.76	U	0.37	U
Acenaphthylene	500	0.59	U	0.15	J	0.11	J	0.65	U	0.76	U	0.13	J
Acenaphthene	500	0.59	U	0.37	U	0.11	J	0.65	U	0.76	U	0.37	U
Dibenzofuran	*500*	0.59	U	0.37	U	0.46	U	0.65	U	0.76	U	0.075	J
Diethylphthalate	*500*	0.59	U	0.37	U	4.46	U	0.65	U	0.76	U	0.1	J
Fluorene	500	0.59	U	0.37	U	0.096	J	0.65	U	0.76	U	0.37	U
Phenanthrene	500	0.59	U	0.37	U	0.61		0.63	J	0.76	U	0.65	
Anthracene	500	0.59	U	0.37	U	0.1	J	0.24	J	0.76	U	0.1	J
Carbazole	*500*	0.59	U	0.37	U	0.46	U	0.65	U	0.76	U	0.37	U
Fluoranthene	500	0.59	U	0.18	J	0.34	J	0.45	J	0.76	U	0.76	
Pyrene	500	0.59	U	0.3	J	0.58		0.62	J	0.15	J	0.66	
Benzo(a)anthracene	5.6	0.59	U	0.17	J	0.24	J	0.22	J	0.76	U	0.33	J
Chrysene	56	0.59	U	0.28	J	0.21	J	0.25	J	0.76	U	0.6	
Bis(2-ethylhexyl)phthalate	*500*	0.59	U	0.37	U	0.46	U	0.65	U	0.76	U	0.37	U
Di-n-octyl phthalate	*500*	0.59	U	0.37	U	0.46	U	0.65	U	0.76	U	0.37	U
Benzo(b)fluoranthene	5.6	0.59	U	0.21	J	0.46	U	0.65	U	0.76	U	0.45	
Benzo(k)fluoranthene	56	0.59	U	0.11	J	0.46	U	0.65	U	0.76	U	0.2	J
Benzo(a)pyrene	1	0.59	U	0.089	J	0.16	J	0.65	U	0.76	U	0.23	J
Indeno(1,2,3-cd)pyrene	5.6	0.59	U	0.37	U	0.12	J	0.65	U	0.76	U	0.11	J
Dibenzo(a,h)anthracene	0.56	0.59	U	0.37	U	0.46	U	0.65	U	0.76	U	0.37	U
Benzo(g,h,i)perylene	500	0.59	U	0.37	U	0.16	J	0.65	U	0.76	U	0.11	J
Total SVOCs		ND		1.489		2.836		2.41		0.15		5.015	
Total PAHs		ND		1.489		2.676		2.41		0.15		4.84	
Total CaPAHs		ND		0.859		0.73		0.47		ND		1.92	
Benzo(a)pyrene Equivalent		0		0.131		0.198		0.025		0		0.327	
Total TICs		ND		53.01		1.95		9.92		9.17		44.66	

NOTES:
U - Indicates a compound was analyzed for, but not detected. For results marked U, the numerical value is the compound MDL or PQL.
J - Indicates an estimated value.
E - Indicates concentration exceeds the calibrated range of the instrument. Concentrations in diluted sample are lower.
B - Indicates that the analyte was found in the blank as well as the sample. It indicates possible/probable blank contamination.
NA - Indicates that sample was not analyzed.
Q - Indicates laboratory qualifier.
Sample GPESB-1W-7 is a Duplicate Sample of GPESB-1W-6.
Sample GPESB-1WA-4 is a Duplicate Sample of GPESB-1WA-3.
The Restricted Commercial Soil Cleanup Objective was taken from the most recent version of SubPart 375-6.

TABLE 2 (cont.)
CLIFTON OU-2 (OFF-SITE AREA)
SUPPLEMENTAL REMEDIAL INVESTIGATION
SEMIVOLATILE ORGANIC COMPOUNDS IN SOIL

Sample Number:	**SubPart 375**	**GPESB-2-2**		**GPESB-2-3**		**GPESB-3W-1**		**GPESB-3W-2**		**GPESB-3W-3**		**GPESB-4-1**	
Lab Sample ID No:	**Protection of**	**0711076-001B**		**0711390-004B**		**0711008-004B**		**0711076-002B**		**0711326-001B**		**0711008-005B**	
Depth(ft bgs):	**Public Health**	**4.5 - 5.0**		**17.5 - 18.5**		**0.5 - 1.0**		**4.5 - 5.0**		**27.0 - 28.0**		**0.5 - 1.0**	
Sample Type:	**Restricted**	**Soil**		**Soil**		**Soil**		**Soil**		**Soil**		**Soil**	
Sample Date:	**Commercial**	**9/24/2007**		**10/1/2007**		**9/21/2007**		**9/24/2007**		**9/28/2007**		**9/21/2007**	
Units:	**SCO**	**mg/kg**	**Q**	**mg/kg**	**Q**	**mg/kg**	**Q**	**mg/kg**	**Q**	**mg/kg**	**Q**	**mg/kg**	**Q**
Phenol	500	0.38	U	0.38	U	0.37	U	0.38	U	0.77	U	0.38	U
Naphthalene	500	0.38	U	0.38	U	0.2	J	0.38	U	0.77	U	0.38	U
2-Methylnaphthalene	*500*	0.38	U	0.38	U	0.15	J	0.38	U	0.77	U	0.38	U
2-Methylphenol	*500*	0.38	U	0.38	U	0.37	U	0.38	U	0.77	U	0.38	U
4-Methylphenol	*500*	0.38	U	0.38	U	0.37	U	0.38	U	0.77	U	0.38	U
Dimethylphthalate	*500*	0.38	U	0.38	U	0.37	U	0.38	U	0.77	U	0.38	U
Acenaphthylene	500	0.38	U	0.38	U	0.078	J	0.38	U	0.77	U	0.38	U
Acenaphthene	500	0.38	U	0.38	U	0.37	U	0.38	U	0.77	U	0.38	U
Dibenzofuran	*500*	0.38	U	0.38	U	0.37	U	0.38	U	0.77	U	0.38	U
Diethylphthalate	*500*	0.13	J	0.38	U	0.12	J	0.38	U	0.52	J	0.12	J
Fluorene	500	0.38	U	0.38	U	0.37	U	0.38	U	0.77	U	0.38	U
Phenanthrene	500	0.38	U	0.38	U	0.49		0.38	U	0.77	U	0.35	J
Anthracene	500	0.38	U	0.38	U	0.075	J	0.38	U	0.77	U	0.38	U
Carbazole	*500*	0.38	U	0.38	U	0.37	U	0.38	U	0.77	U	0.38	U
Fluoranthene	500	0.38	U	0.38	U	0.43		0.38	U	0.77	U	0.5	
Pyrene	500	0.38	U	0.38	U	0.41		0.38	U	0.77	U	0.55	
Benzo(a)anthracene	5.6	0.38	U	0.38	U	0.22	J	0.38	U	0.77	U	0.25	J
Chrysene	56	0.38	U	0.38	U	0.49		0.38	U	0.77	U	0.34	J
Bis(2-ethylhexyl)phthalate	*500*	0.38	U	0.38	U	0.37	U	0.38	U	0.77	U	0.38	U
Di-n-octyl phthalate	*500*	0.38	U	0.38	U	0.097	J	0.38	U	0.77	U	0.38	U
Benzo(b)fluoranthene	5.6	0.38	U	0.38	U	0.28	J	0.38	U	0.77	U	0.24	J
Benzo(k)fluoranthene	56	0.38	U	0.38	U	0.14	J	0.38	U	0.77	U	0.12	J
Benzo(a)pyrene	1	0.38	U	0.38	U	0.17	J	0.38	U	0.77	U	0.21	J
Indeno(1,2,3-cd)pyrene	5.6	0.38	U	0.38	U	0.079	J	0.38	U	0.77	U	0.1	J
Dibenzo(a,h)anthracene	0.56	0.38	U	0.38	U	0.37	U	0.38	U	0.77	U	0.38	U
Benzo(g,h,i)perylene	500	0.38	U	0.38	U	0.1	J	0.38	U	0.77	U	0.11	J
Total SVOCs		0.13		ND		3.529		ND		0.52		2.89	
Total PAHs		ND		ND		3.312		ND		ND		2.77	
Total CaPAHs		ND		ND		1.379		ND		ND		1.26	
Benzo(a)pyrene Equivalent		0		0		0.234		0		0		0.274	
Total TICs		54.15		ND		42.17		37.53		115.91		34.31	

NOTES:
U - Indicates a compound was analyzed for, but not detected. For results marked U, the numerical value is the compound MDL or PQL.
J - Indicates an estimated value.
E - Indicates concentration exceeds the calibrated range of the instrument. Concentrations in diluted sample are lower.
B - Indicates that the analyte was found in the blank as well as the sample. It indicates possible/probable blank contamination.
NA - Indicates that sample was not analyzed.
Q - Indicates laboratory qualifier.
The Restricted Commercial Soil Cleanup Objective was taken from the most recent version of SubPart 375-6.

TABLE 2 (cont.)
CLIFTON OU-2 (OFF-SITE AREA)
SUPPLEMENTAL REMEDIAL INVESTIGATION
SEMIVOLATILE ORGANIC COMPOUNDS IN SOIL

Sample Number:	**SubPart 375 Protection of Public Health Restricted Commercial SCO**	**GPESB-4-2**		**GPESB-4-3**		**GPESB-5W-1**		**GPESB-5W-2**		**GPESB-5W-3**		**GPESB-6W-1**	
Lab Sample ID No:		**0711076-003B**		**0711326-002B**		**0711008-006B**		**0711076-004B**		**0711272-001B**		**0711008-007B**	
Depth(ft bgs):		**4.0 - 4.5**		**25.5 - 27.5**		**0.5 - 1.0**		**4.0 - 4.5**		**11.5 - 12.5**		**0.5 - 1.0**	
Sample Type:		**Soil**		**Soil**		**Soil**		**Soil**		**Soil**		**Soil**	
Sample Date:		**9/24/2007**		**9/28/2007**		**9/21/2007**		**9/24/2007**		**9/27/2007**		**9/21/2007**	
Units:		**mg/kg**	**Q**	**mg/kg**	**Q**	**mg/kg**	**Q**	**mg/kg**	**Q**	**mg/kg**	**Q**	**mg/kg**	**Q**
Phenol	500	0.39	U	0.53	U	0.38	U	0.39	U	0.39	U	0.37	U
Naphthalene	500	0.39	U	0.53	U	0.24	J	0.39	U	0.39	U	2.8	
2-Methylnaphthalene	*500*	0.39	U	0.53	U	0.11	J	0.39	U	0.39	U	0.82	
2-Methylphenol	*500*	0.39	U	0.53	U	0.38	U	0.39	U	0.39	U	0.37	U
4-Methylphenol	*500*	0.39	U	0.53	U	0.38	U	0.39	U	0.39	U	0.37	U
Dimethylphthalate	*500*	0.39	U	0.53	U	0.38	U	0.39	U	0.39	U	0.37	U
Acenaphthylene	500	0.39	U	0.53	U	0.14	J	0.39	U	0.39	U	0.23	J
Acenaphthene	500	0.39	U	0.53	U	0.38	U	0.39	U	0.39	U	0.37	U
Dibenzofuran	*500*	0.39	U	0.53	U	0.38	U	0.39	U	0.39	U	0.081	J
Diethylphthalate	*500*	0.39	U	0.2	J	0.14	J	0.12	J	0.19	J	0.37	U
Fluorene	500	0.39	U	0.53	U	0.38	U	0.39	U	0.39	U	0.37	U
Phenanthrene	500	0.39	U	0.53	U	0.13	J	0.39	U	0.39	U	0.49	
Anthracene	500	0.39	U	0.53	U	0.38	U	0.39	U	0.39	U	0.37	U
Carbazole	*500*	0.39	U	0.53	U	0.38	U	0.39	U	0.39	U	0.37	U
Fluoranthene	500	0.39	U	0.53	U	0.12	J	0.39	U	0.39	U	0.35	J
Pyrene	500	0.39	U	0.53	U	0.13	J	0.39	U	0.39	U	0.31	J
Benzo(a)anthracene	5.6	0.39	U	0.53	U	0.14	J	0.39	U	0.39	U	0.21	J
Chrysene	56	0.39	U	0.53	U	0.2	J	0.39	U	0.39	U	0.57	
Bis(2-ethylhexyl)phthalate	*500*	0.39	U	0.53	U	0.38	U	0.39	U	0.39	U	0.37	U
Di-n-octyl phthalate	*500*	0.39	U	0.53	U	0.38	U	0.39	U	0.39	U	0.37	U
Benzo(b)fluoranthene	5.6	0.39	U	0.53	U	0.19	J	0.39	U	0.39	U	0.38	
Benzo(k)fluoranthene	56	0.39	U	0.53	U	0.38	U	0.39	U	0.39	U	0.28	J
Benzo(a)pyrene	1	0.39	U	0.53	U	0.38	U	0.39	U	0.39	U	0.3	J
Indeno(1,2,3-cd)pyrene	5.6	0.39	U	0.53	U	0.38	U	0.39	U	0.39	U	0.37	UJ
Dibenzo(a,h)anthracene	0.56	0.39	U	0.53	U	0.38	U	0.39	U	0.39	U	0.37	UJ
Benzo(g,h,i)perylene	500	0.39	U	0.53	U	0.38	U	0.39	U	0.39	U	0.37	UJ
Total SVOCs		ND		0.2		1.54		0.12		0.19		6.821	
Total PAHs		ND		ND		1.4		ND		ND		6.74	
Total CaPAHs		ND		ND		0.53		ND		ND		1.74	
Benzo(a)pyrene Equivalent		0		0		0.035		0		0		0.368	
Total TICs		36.02		102.97		63.74		38.84		64.91		216.5	

NOTES:
U - Indicates a compound was analyzed for, but not detected. For results marked U, the numerical value is the compound MDL or PQL.
J - Indicates an estimated value.
E - Indicates concentration exceeds the calibrated range of the instrument. Concentrations in diluted sample are lower.
B - Indicates that the analyte was found in the blank as well as the sample. It indicates possible/probable blank contamination.
NA - Indicates that sample was not analyzed.
Q - Indicates laboratory qualifier.
The Restricted Commercial Soil Cleanup Objective was taken from the most recent version of SubPart 375-6.

TABLE 2 (cont.)
CLIFTON OU-2 (OFF-SITE AREA)
SUPPLEMENTAL REMEDIAL INVESTIGATION
SEMIVOLATILE ORGANIC COMPOUNDS IN SOIL

Sample Number:	**SubPart 375 Protection of Public Health Restricted Commercial SCO**	**GPESB-6W-2**		**GPESB-6W-3**		**GPESB-6W-4**		**GPESB-6W-5**		**GPESB-6WA-1**		**GPESB-6WA-2**	
Lab Sample ID No:		**0711076-005B**		**0711076-006B**		**0711272-002B**		**0711272-003B**		**0711565-001B**		**0711565-002B**	
Depth(ft bgs):		**1.5 - 2.0**		**2.5 - 3.0**		**12.0 - 13.0**		**21.0 - 22.0**		**0.5 - 2.0**		**5.5 - 6.5**	
Sample Type:		**Soil**		**Soil**		**Soil**		**Soil**		**Soil**		**Soil**	
Sample Date:		**9/24/2007**		**9/24/2007**		**9/27/2007**		**9/27/2007**		**10/3/2007**		**10/3/2007**	
Units:		**mg/kg**	**Q**	**mg/kg**	**Q**	**mg/kg**	**Q**	**mg/kg**	**Q**	**mg/kg**	**Q**	**mg/kg**	**Q**
Phenol	500	0.41	U	0.66	U	230	UJ	0.87	U	0.37	U	0.38	U
Naphthalene	500	16	D	2		370		0.87	U	0.37	U	0.38	U
2-Methylnaphthalene	*500*	6.3		1		110	J	0.87	U	0.37	U	0.38	U
2-Methylphenol	*500*	0.41	U	0.66	U	230	U	0.87	U	0.37	U	0.38	U
4-Methylphenol	*500*	0.41	U	0.66	U	230	U	0.87	U	0.37	U	0.38	U
Dimethylphthalate	*500*	0.41	U	0.66	U	230	U	0.87	U	0.37	U	0.38	U
Acenaphthylene	500	1.8		0.42	J	230	U	0.87	U	0.37	U	0.38	U
Acenaphthene	500	0.42		0.14	J	230	U	0.87	U	0.37	U	0.38	U
Dibenzofuran	*500*	0.75		0.13	J	150	J	0.87	U	0.37	U	0.38	U
Diethylphthalate	*500*	0.41	U	0.15	J	230	U	0.29	J	0.37	U	0.38	U
Fluorene	500	0.95		0.22	J	160	J	0.87	U	0.37	U	0.38	U
Phenanthrene	500	14	D	2.7		**790**		0.87	U	0.37	U	0.38	U
Anthracene	500	0.53		0.55	J	240		0.87	U	0.37	U	0.38	U
Carbazole	*500*	0.25	J	0.27	J	98	J	0.87	U	0.37	U	0.38	U
Fluoranthene	500	6.3		4.2		**520**		0.87	U	0.37	U	0.38	U
Pyrene	500	12	D	5.4		420		0.87	U	0.37	U	0.079	J
Benzo(a)anthracene	5.6	4.5	J	2		**190**	J	0.87	U	0.37	U	0.38	U
Chrysene	56	6	J	2.5		**130**	J	0.87	U	0.37	U	0.38	U
Bis(2-ethylhexyl)phthalate	*500*	0.41	UJ	0.66	U	230	U	0.87	U	0.37	U	0.38	U
Di-n-octyl phthalate	*500*	0.41	UJ	0.66	U	230	U	0.87	U	0.37	U	0.38	U
Benzo(b)fluoranthene	5.6	4.8	J	2.4		**94**	J	0.87	U	0.37	U	0.38	U
Benzo(k)fluoranthene	56	3.1	J	0.84		**70**	J	0.87	U	0.37	U	0.38	U
Benzo(a)pyrene	1	**2.6**	J	**1.2**		**120**	J	0.87	U	0.37	U	0.38	U
Indeno(1,2,3-cd)pyrene	5.6	0.78	J	0.38	J	**56**	J	0.87	U	0.37	U	0.38	U
Dibenzo(a,h)anthracene	0.56	0.29	J	0.66	U	230	U	0.87	U	0.37	U	0.38	U
Benzo(g,h,i)perylene	500	0.54	J	0.36	J	66	J	0.87	U	0.37	U	0.38	U
Total SVOCs		104.14		26.86		3584		0.29		ND		0.079	
Total PAHs		81.21		26.31		3270		ND		ND		0.079	
Total CaPAHs		22.07		9.32		660		ND		ND		ND	
Benzo(a)pyrene Equivalent		3.989		1.711		156		0		0		0	
Total TICs		447		620.7		99		119.32		ND		ND	

NOTES:
U - Indicates a compound was analyzed for, but not detected. For results marked U, the numerical value is the compound MDL or PQL.
J - Indicates an estimated value.
E - Indicates concentration exceeds the calibrated range of the instrument. Concentrations in diluted sample are lower.
B - Indicates that the analyte was found in the blank as well as the sample. It indicates possible/probable blank contamination.
NA - Indicates that sample was not analyzed.
Q - Indicates laboratory qualifier.
The Restricted Commercial Soil Cleanup Objective was taken from the most recent version of SubPart 375-6.

TABLE 2 (cont.)
CLIFTON OU-2 (OFF-SITE AREA)
SUPPLEMENTAL REMEDIAL INVESTIGATION
SEMIVOLATILE ORGANIC COMPOUNDS IN SOIL

Sample Number:	**SubPart 375**	**GPESB-6WA-3**		**GPESB-6WA-4**		**GPESB-7-1**		**GPESB-7-2**		**GPESB-7-3**		**GPESB-7-4**		**GPESB-7-5**	
Lab Sample ID No:	**Protection of**	**0711565-004B**		**0711565-004B**		**0711008-008B**		**0711008-009B**		**0711008-010B**		**0711272-004B**		**0711272-005B**	
Depth(ft bgs):	**Public Health**	**24.0 - 25.0**		**24.0 - 25.0**		**0.5 - 1.0**		**2.0 - 2.5**		**3.5 - 4.0**		**12.75 - 13.75**		**22.0 - 23.0**	
Sample Type:	**Restricted**	**Soil**		**Soil**		**Soil**		**Soil**		**Soil**		**Soil**		**Soil**	
Sample Date:	**Commercial**	**10/3/2007**		**10/3/2007**		**9/20/2007**		**9/20/2007**		**9/20/2007**		**9/26/2007**		**9/26/2007**	
Units:	**SCO**	**µg/Kg**		**mg/kg**	**Q**	**mg/kg**	**Q**	**mg/kg**	**Q**	**mg/kg**	**Q**	**mg/kg**	**Q**	**mg/kg**	**Q**
Phenol	500	0.85	U	0.85	U	0.51	U	2	U	0.4	U	0.44	UJ	0.85	U
Naphthalene	500	0.54	J	0.54	J	0.51	U	0.58	J	0.4	U	61	D	0.85	U
2-Methylnaphthalene	*500*	0.85	U	0.85	U	0.51	U	2	U	0.4	U	5.4		0.85	U
2-Methylphenol	*500*	0.85	U	0.85	U	0.51	U	2	U	0.4	U	0.44	U	0.85	U
4-Methylphenol	*500*	0.85	U	0.85	U	0.51	U	2	U	0.4	U	0.44	U	0.85	U
Dimethylphthalate	*500*	0.85	U	0.85	U	0.51	U	2	U	0.4	U	0.44	U	0.85	U
Acenaphthylene	500	0.85	U	0.85	U	0.51	U	1.2	J	0.4	U	0.16	J	0.85	U
Acenaphthene	500	0.85	U	0.85	U	0.51	U	2	U	0.4	U	14	J	0.85	U
Dibenzofuran	*500*	0.85	U	0.85	U	0.51	U	2	U	0.4	U	7.9	J	0.85	U
Diethylphthalate	*500*	0.85	U	0.85	U	0.51	U	2	U	0.4	U	0.19	J	0.27	J
Fluorene	500	0.85	U	0.85	U	0.51	U	2	U	0.4	U	7.9	J	0.85	U
Phenanthrene	500	0.85	U	0.85	U	0.51	U	0.41	J	1		17	J	0.85	U
Anthracene	500	0.85	U	0.85	U	0.51	U	2	U	0.33	J	1.7		0.85	U
Carbazole	*500*	0.85	U	0.85	U	0.51	U	2	U	0.095	J	14	J	0.85	U
Fluoranthene	500	0.85	U	0.85	U	0.15	J	0.64	J	1.6		1.6		0.85	U
Pyrene	500	0.85	U	0.85	U	0.15	J	0.8	J	1.4		1.2		0.85	U
Benzo(a)anthracene	5.6	0.85	U	0.85	U	0.51	U	0.73	J	0.87		0.3	J	0.85	U
Chrysene	56	0.85	U	0.85	U	0.51	U	0.87	J	0.67		0.22	J	0.85	U
Bis(2-ethylhexyl)phthalate	*500*	0.85	U	0.85	U	0.51	U	2	U	0.4	U	0.44	U	0.85	U
Di-n-octyl phthalate	*500*	0.85	U	0.85	U	0.51	U	2	U	0.4	U	0.44	UJ	0.85	U
Benzo(b)fluoranthene	5.6	0.85	U	0.85	U	0.51	U	0.75	J	0.58		0.28	J	0.85	U
Benzo(k)fluoranthene	56	0.85	U	0.85	U	0.51	U	2	U	0.26	J	0.18	J	0.85	U
Benzo(a)pyrene	1	0.85	U	0.85	U	0.51	U	2	U	0.56		0.25	J	0.85	U
Indeno(1,2,3-cd)pyrene	5.6	0.85	U	0.85	U	0.51	U	2	U	0.27	J	0.44	UJ	0.85	U
Dibenzo(a,h)anthracene	0.56	0.85	U	0.85	U	0.51	U	2	U	0.4	U	0.44	UJ	0.85	U
Benzo(g,h,i)perylene	500	0.85	U	0.85	U	0.51	U	2	U	0.26	J	0.44	UJ	0.85	U
Total SVOCs		0.54	J	0.54		0.3		5.98		7.895		122.28		0.27	
Total PAHs		0.54	J	0.54		ND		5.98		7.8		103.69		ND	
Total CaPAHs		ND		ND		ND		2.35		3.21		1.23		ND	
Benzo(a)pyrene Equivalent		ND		0		0		0.157		0.741		0.312		0	
Total TICs		1740		1.74		42.59		118		34.6		193.41		132.57	

NOTES:

U - Indicates a compound was analyzed for, but not detected. For results marked U, the numerical value is the compound MDL or PQL.
J - Indicates an estimated value.
E - Indicates concentration exceeds the calibrated range of the instrument. Concentrations in diluted sample are lower.
B - Indicates that the analyte was found in the blank as well as the sample. It indicates possible/probable blank contamination.
NA - Indicates that sample was not analyzed.
Q - Indicates laboratory qualifier.
The Restricted Commercial Soil Cleanup Objective was taken from the most recent version of SubPart 375-6.

TABLE 2 (cont.)
CLIFTON OU-2 (OFF-SITE AREA)
SUPPLEMENTAL REMEDIAL INVESTIGATION
SEMIVOLATILE ORGANIC COMPOUNDS IN SOIL

Sample Number:	**SubPart 375**	**GPESB-7A-1**		**GPESB-7A-2**		**GPESB-7A-3**		**GPESB-7A-4**		**GPESB-8W-1**		**GPESB-8W-2**		**GPESB-8W-3**	
Lab Sample ID No:	**Protection of**	**0711443-001B**		**0711443-002B**		**0711565-006B**		**0711565-006B**		**0711008-011B**		**0711008-012B**		**0711272-006B**	
Depth(ft bgs):	**Public Health**	**0.5 - 2.0**		**5.5 - 6.5**		**25.5 - 26.5**		**25.5 - 26.5**		**0.5 - 1.0**		**2.5 - 3.0**		**6.5 - 7.5**	
Sample Type:	**Restricted**	**Soil**		**Soil**		**Soil**		**Soil**		**Soil**		**Soil**		**Soil**	
Sample Date:	**Commercial**	**10/2/2007**		**10/2/2007**		**10/3/2007**		**10/3/2007**		**9/20/2007**		**9/20/2007**		**9/26/2007**	
Units:	**SCO**	**mg/kg**	**Q**	**mg/kg**	**Q**	**µg/Kg**		**mg/kg**	**Q**	**mg/kg**	**Q**	**mg/kg**	**Q**	**mg/kg**	**Q**
Phenol	500	0.37	U	0.38	U	0.63	U	0.63	U	0.39	U	0.4	U	0.43	U
Naphthalene	500	0.37	U	0.38	U	0.63	U	0.63	U	0.1	J	0.4	U	0.45	
2-Methylnaphthalene	*500*	0.37	U	0.38	U	0.63	U	0.63	U	0.094	J	0.4	U	0.43	U
2-Methylphenol	*500*	0.37	U	0.38	U	0.63	U	0.63	U	0.39	U	0.4	U	0.43	U
4-Methylphenol	*500*	0.37	U	0.38	U	0.63	U	0.63	U	0.39	U	0.4	U	0.43	U
Dimethylphthalate	*500*	0.37	U	0.38	U	0.63	U	0.63	U	0.39	U	0.4	U	0.43	U
Acenaphthylene	500	0.37	U	0.38	U	0.63	U	0.63	U	0.1	J	0.4	U	0.43	U
Acenaphthene	500	0.37	U	0.38	U	0.63	U	0.63	U	0.098	J	0.4	U	0.2	J
Dibenzofuran	*500*	0.37	U	0.38	U	0.63	U	0.63	U	0.39	U	0.4	U	0.43	U
Diethylphthalate	*500*	0.37	U	0.38	U	0.63	U	0.63	U	0.097	J	0.4	U	0.16	J
Fluorene	500	0.37	U	0.38	U	0.63	U	0.63	U	0.092	J	0.4	U	0.43	U
Phenanthrene	500	0.37	U	0.38	U	0.63	U	0.63	U	1.2		0.4	U	0.47	
Anthracene	500	0.37	U	0.38	U	0.63	U	0.63	U	0.24	J	0.4	U	0.13	J
Carbazole	*500*	0.37	U	0.38	U	0.63	U	0.63	U	0.39	U	0.4	U	0.43	U
Di-n-butyl phthalate	*500*	0.37	U	0.38	U	0.63	U	0.63	U	0.12	J	0.4	U	0.092	J
Fluoranthene	500	0.37	U	0.38	U	0.63	U	0.63	U	1.6		0.082	J	0.69	
Pyrene	500	0.37	U	0.38	U	0.63	U	0.63	U	2.3		0.093	J	0.57	
Butyl benzyl phthalate	*500*	0.37	U	0.38	U	0.63	U	0.63	U	0.22	J	0.4	U	0.43	U
Benzo(a)anthracene	5.6	0.37	U	0.38	U	0.63	U	0.63	U	0.79		0.4	U	0.29	J
Chrysene	56	0.37	U	0.38	U	0.63	U	0.63	U	0.89		0.4	U	0.24	J
Bis(2-ethylhexyl)phthalate	*500*	0.37	U	0.38	U	0.63	U	0.63	U	0.32	J	0.4	U	0.43	U
Di-n-octyl phthalate	*500*	0.37	U	0.38	U	0.63	U	0.63	U	0.39	U	0.4	U	0.43	U
Benzo(b)fluoranthene	5.6	0.37	U	0.38	U	0.63	U	0.63	U	0.74		0.4	U	0.22	J
Benzo(k)fluoranthene	56	0.37	U	0.38	U	0.63	U	0.63	U	0.4		0.4	U	0.43	U
Benzo(a)pyrene	1	0.37	U	0.38	U	0.63	U	0.63	U	0.5		0.4	U	0.22	J
Indeno(1,2,3-cd)pyrene	5.6	0.37	U	0.38	U	0.63	U	0.63	U	0.14	J	0.4	U	0.43	U
Dibenzo(a,h)anthracene	0.56	0.37	U	0.38	U	0.63	U	0.63	U	0.39	U	0.4	U	0.43	U
Benzo(g,h,i)perylene	500	0.37	U	0.38	U	0.63	U	0.63	U	0.14	J	0.4	U	0.43	U
Total SVOCs		ND		ND		ND		ND		10.181		0.175		3.64	
Total PAHs		ND		ND		ND		ND		9.424		0.175		3.48	
Total CaPAHs		ND		ND		ND		ND		3.46		ND		0.97	
Benzo(a)pyrene Equivalent		0		0		ND		0		1.391		0		0.273	
Total TICs		ND		ND		300		0.3		37.21		33.5		91.84	

NOTES:
U - Indicates a compound was analyzed for, but not detected. For results marked U, the numerical value is the compound MDL or PQL.
J - Indicates an estimated value.
E - Indicates concentration exceeds the calibrated range of the instrument. Concentrations in diluted sample are lower.
B - Indicates that the analyte was found in the blank as well as the sample. It indicates possible/probable blank contamination.
NA - Indicates that sample was not analyzed.
Q - Indicates laboratory qualifier.
The Restricted Commercial Soil Cleanup Objective was taken from the most recent version of SubPart 375-6.

TABLE 2 (cont.)
CLIFTON OU-2 (OFF-SITE AREA)
SUPPLEMENTAL REMEDIAL INVESTIGATION
SEMIVOLATILE ORGANIC COMPOUNDS IN SOIL

Sample Number:	**SubPart 375 Protection of Public Health Restricted Commercial SCO**	**GPESB-8W-4**		**GPESB-8WA-1**		**GPESB-8WA-2**		**GPESB-8WA-3**		**GPESB-8WA-4**		**GPESB-10-1**	
Lab Sample ID No:		**0711272-007B**		**0711443-003B**		**0711443-004B**		**0711443-005B**		**0711443-006B**		**0711008-013B**	
Depth(ft bgs):		**22.0 - 23.0**		**0.5 - 2.0**		**5.0 - 6.0**		**15.5 - 16.0**		**21.5 - 22.5**		**0 - 0.5**	
Sample Type:		**Soil**		**Soil**		**Soil**		**Soil**		**Soil**		**Soil**	
Sample Date:		**9/26/2007**		**10/2/2007**		**10/2/2007**		**10/2/2007**		**10/2/2007**		**9/21/2007**	
Units:		**mg/kg**	**Q**	**mg/kg**	**Q**	**mg/kg**	**Q**	**mg/kg**	**Q**	**mg/kg**	**Q**	**mg/kg**	**Q**
Phenol	500	1.1	U	0.4	U	0.38	U	0.42	U	0.78	U	0.37	U
Naphthalene	500	1.1	U	0.4	U	0.38	U	0.31	J	0.78	U	0.37	U
2-Methylnaphthalene	*500*	1.1	U	0.4	U	0.38	U	0.82		0.78	U	0.37	U
2-Methylphenol	*500*	1.1	U	0.4	U	0.38	U	0.42	U	0.78	U	0.37	U
4-Methylphenol	*500*	1.1	U	0.4	U	0.38	U	0.42	U	0.78	U	0.37	U
Dimethylphthalate	*500*	1.1	U	0.4	U	0.38	U	0.42	U	0.78	U	0.37	U
Acenaphthylene	500	1.1	U	0.11	J	0.38	U	0.42	U	0.78	U	0.37	U
Acenaphthene	500	1.1	U	0.4	U	0.38	U	1.9		0.78	U	0.37	U
Dibenzofuran	*500*	1.1	U	0.4	U	0.38	U	1.1		0.78	U	0.37	U
Diethylphthalate	*500*	0.57	J	0.4	U	0.38	U	0.42	U	0.78	U	0.37	U
Fluorene	500	1.1	U	0.4	U	0.38	U	1.1		0.78	U	0.37	U
Phenanthrene	500	1.1	U	0.28	J	0.38	U	3.3		0.78	U	0.37	U
Anthracene	500	1.1	U	0.23	J	0.38	U	0.34	J	0.78	U	0.37	U
Carbazole	*500*	1.1	U	0.4	U	0.38	U	1		0.78	U	0.37	U
Fluoranthene	500	1.1	U	3.7		0.38	U	0.56		0.78	U	0.37	U
Pyrene	500	1.1	U	3.2		0.38	U	0.42		0.78	U	0.37	U
Benzo(a)anthracene	5.6	1.1	U	2.2		0.38	U	0.42	U	0.78	U	0.37	U
Chrysene	56	1.1	U	1.9		0.38	U	0.42	U	0.78	U	0.37	U
Bis(2-ethylhexyl)phthalate	*500*	1.1	U	0.4	U	0.38	U	0.42	U	0.78	U	0.37	U
Di-n-octyl phthalate	*500*	1.1	U	0.4	U	0.38	U	0.42	U	0.78	U	0.37	U
Benzo(b)fluoranthene	5.6	1.1	U	2.8		0.38	U	0.42	U	0.78	U	0.37	U
Benzo(k)fluoranthene	56	1.1	U	0.94		0.38	U	0.42	U	0.78	U	0.37	U
Benzo(a)pyrene	1	1.1	U	**2.4**		0.38	U	0.42	U	0.78	U	0.37	U
Indeno(1,2,3-cd)pyrene	5.6	1.1	U	0.91		0.38	U	0.42	U	0.78	U	0.37	U
Dibenzo(a,h)anthracene	0.56	1.1	U	0.26	J	0.38	U	0.42	U	0.78	U	0.37	U
Benzo(g,h,i)perylene	500	1.1	U	0.87		0.38	U	0.42	U	0.78	U	0.37	U
Total SVOCs		0.57		19.8		ND		10.85		ND		ND	
Total PAHs		ND		18.93		ND		8.75		ND		ND	
Total CaPAHs		ND		11.41		ND		ND		ND		ND	
Benzo(a)pyrene Equivalent		0		3.279		0		0		0		0	
Total TICs		73.45		7.01		ND		2.06		2.48		64.37	

NOTES:
U - Indicates a compound was analyzed for, but not detected. For results marked U, the numerical value is the compound MDL or PQL.
J - Indicates an estimated value.
E - Indicates concentration exceeds the calibrated range of the instrument. Concentrations in diluted sample are lower.
B - Indicates that the analyte was found in the blank as well as the sample. It indicates possible/probable blank contamination.
NA - Indicates that sample was not analyzed.
Q - Indicates laboratory qualifier.
The Restricted Commercial Soil Cleanup Objective was taken from the most recent version of SubPart 375-6.

TABLE 2 (cont.)
CLIFTON OU-2 (OFF-SITE AREA)
SUPPLEMENTAL REMEDIAL INVESTIGATION
SEMIVOLATILE ORGANIC COMPOUNDS IN SOIL

Sample Number:	**SubPart 375 Protection of Public Health Restricted Commercial SCO**	**GPESB-10-2**		**GPESB-10-3**		**GPESB-10-4**		**GPESB-10A-1**		**GPESB-10A-2**		**GPESB-10A-3**	
Lab Sample ID No:		**0711076-007B**		**0711272-008B**		**0711272-009B**		**0711565-007B**		**0711565-008B**		**0711565-009B**	
Depth(ft bgs):		**2.5 - 3.0**		**12.33 - 13.33**		**21.0 - 22.0**		**0.5 - 2.0**		**5.0 - 6.0**		**12.5 - 13.5**	
Sample Type:		**Soil**		**Soil**		**Soil**		**Soil**		**Soil**		**Soil**	
Sample Date:		**9/24/2007**		**9/27/2007**		**9/27/2007**		**10/3/2007**		**10/3/2007**		**10/3/2007**	
Units:		**mg/kg**		**mg/kg**		**mg/kg**		**mg/kg**		**mg/kg**		**mg/kg**	
Phenol	500	0.38	U	0.4	U	0.45	J	0.37	U	0.38	U	0.37	U
Naphthalene	500	0.38	U	4.7		4.3		0.37	U	0.38	U	0.37	U
2-Methylnaphthalene	*500*	0.38	U	0.59		0.36	J	0.37	U	0.38	U	0.37	U
2-Methylphenol	*500*	0.38	U	0.15	J	0.67	U	0.37	U	0.38	U	0.37	U
4-Methylphenol	*500*	0.38	U	0.49		0.27	J	0.37	U	0.38	U	0.37	U
Dimethylphthalate	*500*	0.38	U	0.4	U	0.67	U	0.37	U	0.38	U	0.37	U
Acenaphthylene	500	0.38	U	0.62		0.43	J	0.37	U	0.38	U	0.37	U
Acenaphthene	500	0.38	U	3.7		1.8		0.37	U	0.38	U	0.37	U
Dibenzofuran	*500*	0.38	U	1.7		1.3		0.37	U	0.38	U	0.37	U
Diethylphthalate	*500*	0.38	U	0.13	J	0.67	U	0.37	U	0.38	U	0.37	U
Fluorene	500	0.38	U	7.7	D	3.7		0.37	U	0.38	U	0.37	U
Phenanthrene	500	0.38	U	12	D	5.3		0.37	U	0.38	U	0.37	U
Anthracene	500	0.38	U	3.5		1.6		0.37	U	0.38	U	0.37	U
Carbazole	*500*	0.38	U	3.9		2		0.37	U	0.38	U	0.37	U
Fluoranthene	500	0.38	U	15	D	8.3		0.37	U	0.38	U	0.37	U
Pyrene	500	0.38	U	13	D	8		0.37	U	0.38	U	0.37	U
Benzo(a)anthracene	5.6	0.38	U	**6.1**	D	3.1		0.37	U	0.38	U	0.37	U
Chrysene	56	0.38	U	6.3		2.6		0.37	U	0.38	U	0.37	U
Bis(2-ethylhexyl)phthalate	*500*	0.38	U	0.4	U	0.67	U	0.37	U	0.38	U	0.37	U
Di-n-octyl phthalate	*500*	0.38	U	0.4	UJ	0.67	U	0.37	U	0.38	U	0.37	U
Benzo(b)fluoranthene	5.6	0.38	U	5.3	D	4.5		0.37	U	0.38	U	0.37	U
Benzo(k)fluoranthene	56	0.38	U	3.6	J	2		0.37	U	0.38	U	0.37	U
Benzo(a)pyrene	1	0.38	U	**6.6**	D	**3.8**		0.37	U	0.38	U	0.37	U
Indeno(1,2,3-cd)pyrene	5.6	0.38	U	1.8	J	0.79		0.37	U	0.38	U	0.37	U
Dibenzo(a,h)anthracene	0.56	0.38	U	0.47	J	0.67	U	0.37	U	0.38	U	0.37	U
Benzo(g,h,i)perylene	500	0.38	U	1.5	J	0.76		0.37	U	0.38	U	0.37	U
Total SVOCs		ND		98.85		55.36		ND		ND		ND	
Total PAHs		ND		90.98		50.58		ND		ND		ND	
Total CaPAHs		ND		30.17		16.79		ND		ND		ND	
Benzo(a)pyrene Equivalent		0		8.489		4.685		0		0		0	
Total TICs		39.72		141.08		331.46		0.16		ND		0.19	

NOTES:
U - Indicates a compound was analyzed for, but not detected. For results marked U, the numerical value is the compound MDL or PQL.
J - Indicates an estimated value.
E - Indicates concentration exceeds the calibrated range of the instrument. Concentrations in diluted sample are lower.
B - Indicates that the analyte was found in the blank as well as the sample. It indicates possible/probable blank contamination.
NA - Indicates that sample was not analyzed.
Q - Indicates laboratory qualifier.
The Restricted Commercial Soil Cleanup Objective was taken from the most recent version of SubPart 375-6.

TABLE 2 (cont.)
CLIFTON OU-2 (OFF-SITE AREA)
SUPPLEMENTAL REMEDIAL INVESTIGATION
SEMIVOLATILE ORGANIC COMPOUNDS IN SOIL

Sample Number:	**FB0924_S**		**FB092807**		**FB100407**	
Lab Sample ID No:	**0711076-008B**		**0711326-003B**		**0711565-010B**	
Depth(ft):	**--**		**--**		**--**	
Sample Type:	**Aqueous**		**Aqueous**		**Aqueous**	
Sample Date:	**9/24/2007**		**9/28/2007**		**10/4/2007**	
Units:	**ug/L**	**Q**	**ug/L**	**Q**	**µg/L**	**Q**
Naphthalene	10	U	10	U	10	U
2-Methylnaphthalene	10	U	10	U	10	U
Dimethylphthalate	10	U	10	U	10	U
Acenaphthylene	10	U	10	U	10	U
Acenaphthene	10	U	10	U	10	U
Dibenzofuran	10	U	10	U	10	U
Diethylphthalate	10	U	10	U	10	U
Fluorene	10	U	10	U	10	U
Phenanthrene	10	U	10	U	10	U
Anthracene	10	U	10	U	10	U
Carbazole	10	U	10	U	10	U
Di-n-butyl phthalate	2	J	10	U	10	U
Fluoranthene	10	U	10	U	10	U
Pyrene	10	U	10	U	10	U
Benzo(a)anthracene	10	U	10	U	10	U
Chrysene	10	U	10	U	10	U
Bis(2-ethylhexyl)phthalate	10	U	10	U	10	U
Di-n-octyl phthalate	10	U	10	U	10	U
Benzo(b)fluoranthene	10	U	10	U	10	U
Benzo(k)fluoranthene	10	U	10	U	10	U
Benzo(a)pyrene	10	U	10	U	10	U
Indeno(1,2,3-cd)pyrene	10	U	10	U	10	U
Dibenzo(a,h)anthracene	10	U	10	U	10	U
Benzo(g,h,i)perylene	10	U	10	U	10	U
Total SVOCs	2		ND		ND	
Total PAHs	ND		ND		ND	
Total CaPAHs	ND		ND		ND	
Benzo(a)pyrene Equivalent	ND		ND		ND	
Total TICs	28		2		ND	

NOTES:
U - Indicates a compound was analyzed for, but not detected. For results marked U, the numerical value is the compound MDL or PQL.
J - Indicates an estimated value.
E - Indicates concentration exceeds the calibrated range of the instrument. Concentrations in diluted sample are lower.
B - Indicates that the analyte was found in the blank as well as the sample. It indicates possible/probable blank contamination.
NA - Indicates that sample was not analyzed.
Q - Indicates laboratory qualifier.
The Restricted Commercial Soil Cleanup Objective was taken from the most recent version of SubPart 375-6.

TABLE 1
CLIFTON OU-2 (OFF-SITE AREA)
SUPPLEMENTAL REMEDIAL INVESTIGATION
VOLATILE ORGANIC COMPOUNDS IN SOIL

Sample Number:	**SubPart 375**	**GPESB-1W-1**		**GPESB-1W-2**		**GPESB-1W-3**		**GPESB-1W-4**		**GPESB-1W-5**		**GPESB-1W-6**	
Lab Sample ID No:	**Protection of**	**0711008-001A**		**0711202-001A**		**0711202-002A**		**0711202-003A**		**0711390-001A**		**0711390-002A**	
Depth(ft bgs):	**Public Health**	**0.5 - 1.0**		**1.5 - 2.0**		**4.5 - 5.0**		**4.5 - 5.0**		**17.0 - 17.5**		**31.0 - 32.0**	
Sample Type:	**Restricted**	**Soil**		**Soil**		**Soil**		**Soil**		**Soil**		**Soil**	
Sample Date:	**Commercial**	**9/21/2007**		**9/21/2007**		**9/21/2007**		**9/21/2007**		**10/1/2007**		**10/1/2007**	
Units:	**SCO**	**mg/kg**	**Q**	**mg/kg**	**Q**	**mg/kg**	**Q**	**mg/kg**	**Q**	**mg/kg**	**Q**		**Q**
Methylene chloride	500	0.01	BJ	0.003	BJ	0.003	BJ	0.002	BJ	0.015	U	0.022	B
Acetone	500	0.012	U	0.012	U	0.012	U	0.012	U	0.18		1.8	D
Carbon disulfide	*500*	0.012	U	0.002	J	0.012	U	0.012	U	0.015	U	0.003	J
2-Butanone	500	0.012	U	0.012	U	0.012	U	0.012	U	0.058		0.23	
Benzene	44	0.012	U	0.012	U	0.012	U	0.012	U	0.014	J	0.018	U
Tetrachloroethene	150	0.012	U	0.012	U	0.012	U	0.012	U	0.015	U	0.018	U
Toluene	500	0.012	U	0.012	U	0.012	U	0.012	U	0.004	J	0.018	U
Ethylbenzene	390	0.012	U	0.012	U	0.012	U	0.012	U	0.17		0.018	U
Styrene	*500*	0.012	U	0.012	U	0.012	U	0.012	U	0.015	U	0.018	U
Xylene (total)	500	0.012	U	0.012	U	0.012	U	0.012	U	0.017		0.018	U
Total VOCs		0.01		0.005		0.003		0.002		0.438		2.055	
Total BTEX		ND		ND		ND		ND		0.205		ND	
Total TICs		ND		ND		ND		ND		1.245		0.101	

NOTES:
U - Indicates a compound was analyzed for, but not detected. For results marked U, the numerical value is the compound MDL or PQL.
J - Indicates an estimated value.
E - Indicates concentration exceeds the calibrated range of the instrument. Concentrations in diluted sample are lower.
B - Indicates that the analyte was found in the blank as well as the sample. It indicates possible/probable blank contamination.
NA - Indicates that sample was not analyzed.
Q - Indicates laboratory qualifier.
Sample GPESB-1W-4 is a Duplicate Sample of GPESB-1W-3.
The Restricted Commercial Soil Cleanup Objective was taken from the most recent version of SubPart 375-6.

TABLE 1 (cont.)
CLIFTON OU-2 (OFF-SITE AREA)
SUPPLEMENTAL REMEDIAL INVESTIGATION
VOLATILE ORGANIC COMPOUNDS IN SOIL

Sample Number:	**SubPart 375 Protection of Public Health Restricted Commercial SCO**	**GPESB-1W-7**		**GPESB-1WA-1**		**GPESB-1WA-2**		**GPESB-1WA-3**		**GPESB-1WA-4**		**GPESB-2-1**	
Lab Sample ID No:		**0711390-003A**		**0711566-001A**		**0711566-002A**		**0711566-003A**		**0711566-004A**		**0711008-003A**	
Depth(ft bgs):		**35.0 - 36.0**		**0.5 - 2.0**		**5.5 - 6.5**		**22.25 - 23.25**		**25.0 - 26.0**		**0.5 - 1.0**	
Sample Type:		**Soil**		**Soil**		**Soil**		**Soil**		**Soil**		**Soil**	
Sample Date:		**10/1/2007**		**10/4/2007**		**10/4/2007**		**10/4/2007**		**10/4/2007**		**9/21/2007**	
Units:		**mg/kg**	**Q**	**mg/kg**	**Q**	**mg/kg**	**Q**	**mg/kg**	**Q**	**mg/kg**	**Q**	**mg/kg**	**Q**
Methylene chloride	500	0.063	BJ	0.007	BJ	0.008	BJ	0.013	BJ	0.01	BJ	0.011	U
Acetone	500	3.1	D	0.011	U	0.014	U	1.1	DB	1.5	DB	0.011	U
Carbon disulfide	*500*	0.089	U	0.011	U	0.014	U	0.004	J	0.023	U	0.011	U
2-Butanone	500	0.61		0.011	U	0.014	U	0.19		0.18		0.011	U
Benzene	44	0.089	U	0.011	U	0.014	U	0.02	U	0.023	U	0.011	U
Tetrachloroethene	150	0.089	U	0.011	U	0.014	U	0.02	U	0.023	U	0.011	UJ
Toluene	500	0.089	U	0.011	U	0.014	U	0.02	U	0.023	U	0.011	U
Ethylbenzene	390	0.089	U	0.011	U	0.014	U	0.02	U	0.023	U	0.011	U
Styrene	*500*	0.089	U	0.011	U	0.014	U	0.02	U	0.023	U	0.011	U
Xylene (total)	500	0.089	U	0.011	U	0.014	U	0.02	U	0.023	U	0.011	U
Total VOCs		3.773		0.007		0.008		1.307		1.69		0.011	
Total BTEX		ND		ND		ND		ND		ND		ND	
Total TICs		0.565		0.055		0.107		0.135		0.051		ND	

NOTES:
U - Indicates a compound was analyzed for, but not detected. For results marked U, the numerical value is the compound MDL or PQL.
J - Indicates an estimated value.
E - Indicates concentration exceeds the calibrated range of the instrument. Concentrations in diluted sample are lower.
B - Indicates that the analyte was found in the blank as well as the sample. It indicates possible/probable blank contamination.
NA - Indicates that sample was not analyzed.
Q - Indicates laboratory qualifier.
Sample GPESB-1W-7 is a Duplicate Sample of GPESB-1W-6.
Sample GPESB-1WA-4 is a Duplicate Sample of GPESB-1WA-3.
The Restricted Commercial Soil Cleanup Objective was taken from the most recent version of SubPart 375-6.

TABLE 1 (cont.)
CLIFTON OU-2 (OFF-SITE AREA)
SUPPLEMENTAL REMEDIAL INVESTIGATION
VOLATILE ORGANIC COMPOUNDS IN SOIL

Sample Number:	**SubPart 375**	**GPESB-2-2**		**GPESB-2-3**		**GPESB-3W-1**		**GPESB-3W-2**		**GPESB-3W-3**		**GPESB-4-1**	
Lab Sample ID No:	**Protection of**	**0711076-001A**		**0711390-004A**		**0711008-004A**		**0711076-002A**		**0711326-001A**		**0711008-005A**	
Depth(ft bgs):	**Public Health**	**4.5 - 5.0**		**17.5 - 18.5**		**0.5 - 1.0**		**4.5 - 5.0**		**27.0 - 28.0**		**0.5 - 1.0**	
Sample Type:	**Restricted**	**Soil**		**Soil**		**Soil**		**Soil**		**Soil**		**Soil**	
Sample Date:	**Commercial**	**9/24/2007**		**10/1/2007**		**9/21/2007**		**9/24/2007**		**9/28/2007**		**9/21/2007**	
Units:	**SCO**	**mg/kg**	**Q**	**mg/kg**	**Q**	**mg/kg**	**Q**	**mg/kg**	**Q**	**mg/kg**	**Q**	**mg/kg**	**Q**
Methylene chloride	500	0.004	BJ	0.008	BJ	0.013	B	0.003	BJ	0.022	BJ	0.011	U
Acetone	500	0.011	U	0.011	U	0.011	U	0.011	U	1.4	D	0.011	U
Carbon disulfide	*500*	0.011	U	0.011	U	0.011	U	0.011	U	0.007	J	0.011	U
2-Butanone	500	0.011	U	0.011	U	0.011	U	0.011	U	0.37		0.011	U
Benzene	44	0.011	U	0.011	U	0.011	U	0.011	U	0.023	U	0.011	U
Tetrachloroethene	150	0.011	U	0.011	U	0.011	U	0.011	U	0.023	U	0.011	UJ
Toluene	500	0.011	U	0.011	U	0.011	U	0.011	U	0.023	U	0.011	U
Ethylbenzene	390	0.011	U	0.011	U	0.011	U	0.011	U	0.023	U	0.011	U
Styrene	*500*	0.011	U	0.011	U	0.011	U	0.011	U	0.023	U	0.011	U
Xylene (total)	500	0.011	U	0.011	U	0.011	U	0.011	U	0.023	U	0.011	U
Total VOCs		0.004		0.008		0.013		0.003		1.799		0.011	
Total BTEX		ND		ND		ND		ND		ND		ND	
Total TICs		ND		0.027		ND		ND		0.062		ND	

NOTES:
U - Indicates a compound was analyzed for, but not detected. For results marked U, the numerical value is the compound MDL or PQL.
J - Indicates an estimated value.
E - Indicates concentration exceeds the calibrated range of the instrument. Concentrations in diluted sample are lower.
B - Indicates that the analyte was found in the blank as well as the sample. It indicates possible/probable blank contamination.
NA - Indicates that sample was not analyzed.
Q - Indicates laboratory qualifier.
The Restricted Commercial Soil Cleanup Objective was taken from the most recent version of SubPart 375-6.

TABLE 1 (cont.)
CLIFTON OU-2 (OFF-SITE AREA)
SUPPLEMENTAL REMEDIAL INVESTIGATION
VOLATILE ORGANIC COMPOUNDS IN SOIL

Sample Number:	**SubPart 375**	**GPESB-4-2**		**GPESB-4-3**		**GPESB-5W-1**		**GPESB-5W-2**		**GPESB-5W-3**		**GPESB-6W-1**	
Lab Sample ID No:	**Protection of**	**0711076-003A**		**0711326-002A**		**0711008-006A**		**0711076-004A**		**0711272-001A**		**0711008-007A**	
Depth(ft bgs):	**Public Health**	**4.0 - 4.5**		**25.5 - 27.5**		**0.5 - 1.0**		**4.0 - 4.5**		**11.5 - 12.5**		**0.5 - 1.0**	
Sample Type:	**Restricted**	**Soil**		**Soil**		**Soil**		**Soil**		**Soil**		**Soil**	
Sample Date:	**Commercial**	**9/24/2007**		**9/28/2007**		**9/21/2007**		**9/24/2007**		**9/27/2007**		**9/21/2007**	
Units:	**SCO**	**mg/kg**	**Q**	**mg/kg**	**Q**	**mg/kg**	**Q**	**mg/kg**	**Q**	**mg/kg**	**Q**	**mg/kg**	**Q**
Methylene chloride	500	0.003	BJ	0.016	B	0.011	B	0.004	BJ	0.004	BJ	0.011	U
Acetone	500	0.012	U	0.5	D	0.011	U	0.012	U	0.012	U	0.011	U
Carbon disulfide	*500*	0.012	U	0.016	U	0.011	U	0.012	U	0.012	U	0.011	U
2-Butanone	500	0.012	U	0.11		0.011	U	0.012	U	0.012	U	0.011	U
Benzene	44	0.012	U	0.016	U	0.011	U	0.012	U	0.012	U	0.011	U
Tetrachloroethene	150	0.012	U	0.016	U	0.011	U	0.012	U	0.012	U	0.011	U
Toluene	500	0.012	U	0.016	U	0.011	U	0.012	U	0.012	U	0.011	U
Ethylbenzene	390	0.012	U	0.016	U	0.011	U	0.012	U	0.012	U	0.011	U
Styrene	*500*	0.012	U	0.016	U	0.011	U	0.012	U	0.012	U	0.011	U
Xylene (total)	500	0.012	U	0.016	U	0.011	U	0.012	U	0.012	U	0.011	U
Total VOCs		0.003		0.626		0.022		0.004		0.004		0.009	
Total BTEX		ND		ND		0.011		ND		ND		ND	
Total TICs		ND		0.015		ND		ND		ND		ND	

NOTES:
U - Indicates a compound was analyzed for, but not detected. For results marked U, the numerical value is the compound MDL or PQL.
J - Indicates an estimated value.
E - Indicates concentration exceeds the calibrated range of the instrument. Concentrations in diluted sample are lower.
B - Indicates that the analyte was found in the blank as well as the sample. It indicates possible/probable blank contamination.
NA - Indicates that sample was not analyzed.
Q - Indicates laboratory qualifier.
The Restricted Commercial Soil Cleanup Objective was taken from the most recent version of SubPart 375-6.

TABLE 1 (cont.)
CLIFTON OU-2 (OFF-SITE AREA)
SUPPLEMENTAL REMEDIAL INVESTIGATION
VOLATILE ORGANIC COMPOUNDS IN SOIL

Sample Number:	**SubPart 375 Protection of Public Health Restricted Commercial SCO**	**GPESB-6W-2**		**GPESB-6W-3**		**GPESB-6W-4**		**GPESB-6W-5**		**GPESB-6WA-1**		**GPESB-6WA-2**	
Lab Sample ID No:		**0711076-005A**		**0711076-006A**		**0711272-002A**		**0711272-003A**		**0711565-001A**		**0711565-002A**	
Depth(ft bgs):		**1.5 - 2.0**		**2.5 - 3.0**		**12.0 - 13.0**		**21.0 - 22.0**		**0.5 - 2.0**		**5.5 - 6.5**	
Sample Type:		**Soil**		**Soil**		**Soil**		**Soil**		**Soil**		**Soil**	
Sample Date:		**9/24/2007**		**9/24/2007**		**9/27/2007**		**9/27/2007**		**10/3/2007**		**10/3/2007**	
Units:		**mg/kg**	**Q**	**mg/kg**	**Q**	**mg/kg**	**Q**	**mg/kg**	**Q**	**mg/kg**	**Q**	**mg/kg**	**Q**
Methylene chloride	500	0.012	U	0.003	BJ	0.014	U	0.019	BJ	0.007	J	0.007	J
Acetone	500	0.029	J	0.02	U	0.017	J	0.51		0.011	U	0.011	U
Carbon disulfide	*500*	0.012	U	0.02	U	0.014	U	0.006	J	0.011	U	0.011	U
2-Butanone	500	0.012	U	0.02	U	0.014	U	0.15		0.011	U	0.011	U
Benzene	44	0.012	U	0.02	U	0.014	U	0.026	U	0.011	U	0.011	U
Tetrachloroethene	150	0.012	U	0.02	U	0.014	U	0.026	U	0.011	U	0.011	U
Toluene	500	0.012	U	0.02	U	0.014	U	0.026	U	0.011	U	0.011	U
Ethylbenzene	390	0.012	U	0.02	U	0.014	U	0.026	U	0.011	U	0.011	U
Styrene	*500*	0.004	J	0.02	U	0.014	U	0.026	U	0.011	U	0.011	U
Xylene (total)	500	0.012	U	0.02	U	0.006	J	0.026	U	0.011	U	0.011	U
Total VOCs		0.039		0.003		0.028		0.685		0.007		0.007	
Total BTEX		ND		ND		0.006		ND		ND		ND	
Total TICs		ND		ND		0.316		0.024		0.046		0.028	

NOTES:
U - Indicates a compound was analyzed for, but not detected. For results marked U, the numerical value is the compound MDL or PQL.
J - Indicates an estimated value.
E - Indicates concentration exceeds the calibrated range of the instrument. Concentrations in diluted sample are lower.
B - Indicates that the analyte was found in the blank as well as the sample. It indicates possible/probable blank contamination.
NA - Indicates that sample was not analyzed.
Q - Indicates laboratory qualifier.
The Restricted Commercial Soil Cleanup Objective was taken from the most recent version of SubPart 375-6.

TABLE 1 (cont.)
CLIFTON OU-2 (OFF-SITE AREA)
SUPPLEMENTAL REMEDIAL INVESTIGATION
VOLATILE ORGANIC COMPOUNDS IN SOIL

Sample Number:	**SubPart 375**	**GPESB-6WA-3**		**GPESB-6WA-4**		**GPESB-7-1**		**GPESB-7-2**		**GPESB-7-3**		**GPESB-7-4**	
Lab Sample ID No:	**Protection of**	**0711565-003A**		**0711565-004A**		**0711008-008A**		**0711008-009A**		**0711008-010A**		**0711272-004A**	
Depth(ft bgs):	**Public Health**	**13.5 - 14.5**		**24.0 - 25.0**		**0.5 - 1.0**		**2.0 - 2.5**		**3.5 - 4.0**		**12.75 - 13.75**	
Sample Type:	**Restricted**	**Soil**		**Soil**		**Soil**		**Soil**		**Soil**		**Soil**	
Sample Date:	**Commercial**	**10/3/2007**		**10/3/2007**		**9/20/2007**		**9/20/2007**		**9/20/2007**		**9/26/2007**	
Units:	**SCO**	**mg/kg**	**Q**	**mg/kg**	**Q**	**mg/kg**	**Q**	**mg/kg**	**Q**	**mg/kg**	**Q**	**mg/kg**	**Q**
Methylene chloride	500	0.007	J	0.016	J	0.006	BJ	0.012	B	0.015	B	0.013	U
Acetone	500	0.17		0.73	D	0.015	U	0.012	U	0.012	U	0.083	J
Carbon disulfide	*500*	0.005	J	0.013	J	0.015	U	0.012	U	0.012	U	0.002	J
2-Butanone	500	0.045		0.22		0.015	U	0.012	U	0.012	U	0.026	J
Benzene	44	0.013	U	0.026	U	0.015	U	0.012	U	0.012	U	0.013	U
Tetrachloroethene	150	0.013	U	0.026	U	0.015	U	0.012	U	0.012	U	0.013	U
Toluene	500	0.013	U	0.026	U	0.015	U	0.012	U	0.012	U	0.013	U
Ethylbenzene	390	0.003	J	0.026	U	0.015	U	0.012	U	0.012	U	0.011	J
Styrene	*500*	0.013	U	0.026	U	0.015	U	0.012	U	0.012	U	0.013	U
Xylene (total)	500	0.007	J	0.026	U	0.015	U	0.012	U	0.012	U	0.006	J
Total VOCs		0.237		0.979		0.006		0.012		0.015		0.132	
Total BTEX		0.01		ND		ND		ND		ND		0.017	
Total TICs		0.566		0.107		ND		ND		ND		0.704	

NOTES:
U - Indicates a compound was analyzed for, but not detected. For results marked U, the numerical value is the compound MDL or PQL.
J - Indicates an estimated value.
E - Indicates concentration exceeds the calibrated range of the instrument. Concentrations in diluted sample are lower.
B - Indicates that the analyte was found in the blank as well as the sample. It indicates possible/probable blank contamination.
NA - Indicates that sample was not analyzed.
Q - Indicates laboratory qualifier.
The Restricted Commercial Soil Cleanup Objective was taken from the most recent version of SubPart 375-6.

TABLE 1 (cont.)
CLIFTON OU-2 (OFF-SITE AREA)
SUPPLEMENTAL REMEDIAL INVESTIGATION
VOLATILE ORGANIC COMPOUNDS IN SOIL

Sample Number:	**SubPart 375**	**GPESB-7-5**		**GPESB-7A-1**		**GPESB-7A-2**		**GPESB-7A-3**		**GPESB-7A-4**		**GPESB-8W-1**	
Lab Sample ID No:	**Protection of**	**0711272-005A**		**0711443-001A**		**0711443-002A**		**0711565-005A**		**0711565-006A**		**0711008-011A**	
Depth(ft bgs):	**Public Health**	**22.0 - 23.0**		**0.5 - 2.0**		**5.5 - 6.5**		**15.0 - 16.0**		**25.5 - 26.5**		**0.5 - 1.0**	
Sample Type:	**Restricted**	**Soil**		**Soil**		**Soil**		**Soil**		**Soil**		**Soil**	
Sample Date:	**Commercial**	**9/26/2007**		**10/2/2007**		**10/2/2007**		**10/3/2007**		**10/3/2007**		**9/20/2007**	
Units:	**SCO**	**mg/kg**	**Q**	**mg/kg**	**Q**	**mg/kg**	**Q**	**mg/kg**	**Q**	**mg/kg**	**Q**	**mg/kg**	**Q**
Methylene chloride	500	0.026	B	0.007	BJ	0.008	BJ	0.01	J	0.014	J	0.004	BJ
Acetone	500	0.4	D	0.011	U	0.036		0.043		2.1	DB	0.012	U
Carbon disulfide	*500*	0.007	J	0.011	U	0.012	U	0.003	J	0.005	J	0.012	U
2-Butanone	500	0.19		0.011	U	0.009	J	0.016	U	0.23		0.012	U
Benzene	44	0.026	U	0.011	U	0.012	U	0.016	U	0.019	U	0.012	U
Tetrachloroethene	150	0.026	U	0.011	U	0.012	U	0.016	U	0.019	U	0.012	U
Toluene	500	0.026	U	0.011	U	0.012	U	0.004	J	0.019	U	0.012	U
Ethylbenzene	390	0.026	U	0.011	U	0.012	U	0.016		0.019	U	0.012	U
Styrene	*500*	0.026	U	0.011	U	0.012	U	0.029		0.019	U	0.012	U
Xylene (total)	500	0.026	U	0.011	U	0.012	U	0.043		0.019	U	0.012	U
Total VOCs		0.623		0.007		0.053		0.148		2.349		0.004	
Total BTEX		ND		ND		ND		0.063		ND		ND	
Total TICs		0.021		0.009		0.042		4.64		0.07		ND	

NOTES:
U - Indicates a compound was analyzed for, but not detected. For results marked U, the numerical value is the compound MDL or PQL.
J - Indicates an estimated value.
E - Indicates concentration exceeds the calibrated range of the instrument. Concentrations in diluted sample are lower.
B - Indicates that the analyte was found in the blank as well as the sample. It indicates possible/probable blank contamination.
NA - Indicates that sample was not analyzed.
Q - Indicates laboratory qualifier.
The Restricted Commercial Soil Cleanup Objective was taken from the most recent version of SubPart 375-6.

TABLE 1 (cont.)
CLIFTON OU-2 (OFF-SITE AREA)
SUPPLEMENTAL REMEDIAL INVESTIGATION
VOLATILE ORGANIC COMPOUNDS IN SOIL

Sample Number:	**SubPart 375**	**GPESB-8W-2**		**GPESB-8W-3**		**GPESB-8W-4**		**GPESB-8WA-1**		**GPESB-8WA-2**		**GPESB-8WA-3**	
Lab Sample ID No:	**Protection of**	**0711008-012A**		**0711272-006A**		**0711272-007A**		**0711443-003A**		**0711443-004A**		**0711443-005A**	
Depth(ft bgs):	**Public Health**	**2.5 - 3.0**		**6.5 - 7.5**		**22.0 - 23.0**		**0.5 - 2.0**		**5.0 - 6.0**		**15.5 - 16.0**	
Sample Type:	**Restricted**	**Soil**		**Soil**		**Soil**		**Soil**		**Soil**		**Soil**	
Sample Date:	**Commercial**	**9/20/2007**		**9/26/2007**		**9/26/2007**		**10/2/2007**		**10/2/2007**		**10/2/2007**	
Units:	**SCO**	**mg/kg**	**Q**	**mg/kg**	**Q**	**mg/kg**	**Q**	**mg/kg**	**Q**	**mg/kg**	**Q**	**mg/kg**	**Q**
Methylene chloride	500	0.002	BJ	0.009	BJ	0.08	B	0.012	U	0.007	BJ	0.008	BJ
Acetone	500	0.012	U	0.035		0.7		0.012	U	0.14		0.013	U
Carbon disulfide	*500*	0.012	U	0.013	U	0.011	J	0.002	J	0.012	U	0.013	U
2-Butanone	500	0.012	U	0.008	J	0.19		0.012	U	0.04		0.013	U
Benzene	44	0.012	U	0.013	U	0.066	U	0.012	U	0.012	U	0.013	U
Tetrachloroethene	150	0.012	U	0.013	U	0.066	U	0.012	U	0.012	U	0.013	U
Toluene	500	0.012	U	0.013	U	0.066	U	0.012	U	0.012	U	0.013	U
Ethylbenzene	390	0.012	U	0.013	U	0.066	U	0.012	U	0.012	U	0.013	U
Styrene	*500*	0.012	U	0.013	U	0.066	U	0.012	U	0.012	U	0.013	U
Xylene (total)	500	0.012	U	0.013	U	0.066	U	0.012	U	0.012	U	0.013	U
Total VOCs		0.002		0.052		0.981		0.012		0.187		0.008	
Total BTEX		ND		ND		ND		ND		ND		ND	
Total TICs		ND		ND		0.18		0.011		0.038		0.024	

NOTES:
U - Indicates a compound was analyzed for, but not detected. For results marked U, the numerical value is the compound MDL or PQL.
J - Indicates an estimated value.
E - Indicates concentration exceeds the calibrated range of the instrument. Concentrations in diluted sample are lower.
B - Indicates that the analyte was found in the blank as well as the sample. It indicates possible/probable blank contamination.
NA - Indicates that sample was not analyzed.
Q - Indicates laboratory qualifier.
The Restricted Commercial Soil Cleanup Objective was taken from the most recent version of SubPart 375-6.

TABLE 1 (cont.)
CLIFTON OU-2 (OFF-SITE AREA)
SUPPLEMENTAL REMEDIAL INVESTIGATION
VOLATILE ORGANIC COMPOUNDS IN SOIL

Sample Number:	**SubPart 375**	**GPESB-8WA-4**		**GPESB-10-1**		**GPESB-10-2**		**GPESB-10-3**		**GPESB-10-4**		**GPESB-10A-1**	
Lab Sample ID No:	**Protection of**	**0711443-006**		**0711008-013A**		**0711076-007A**		**0711272-008A**		**0711272-009A**		**0711565-007A**	
Depth(ft bgs):	**Public Health**	**21.5 - 22.5**		**0 - 0.5**		**2.5 - 3.0**		**12.33 - 13.33**		**21.0 - 22.0**		**0.5 - 2.0**	
Sample Type:	**Restricted**	**Soil**		**Soil**		**Soil**		**Soil**		**Soil**		**Soil**	
Sample Date:	**Commercial**	**10/2/2007**		**9/21/2007**		**9/24/2007**		**9/27/2007**		**9/27/2007**		**10/3/2007**	
Units:	**SCO**	**mg/kg**	**Q**	**mg/kg**	**Q**	**mg/kg**	**Q**	**mg/kg**	**Q**	**mg/kg**	**Q**	**mg/kg**	**Q**
Methylene chloride	500	0.019	BJ	0.005	BJ	0.004	BJ	0.012	U	0.03	U	0.005	BJ
Acetone	500	0.31		0.011	U	0.012	U	0.16		0.8	D	0.011	U
Carbon disulfide	*500*	0.005	J	0.011	U	0.012	U	0.002	J	0.003	J	0.011	U
2-Butanone	500	0.095		0.011	U	0.012	U	0.039	J	0.17	J	0.011	U
Benzene	44	0.024	U	0.011	U	0.012	U	0.012	U	0.02	U	0.011	U
Tetrachloroethene	150	0.024	U	0.011	U	0.012	U	0.012	U	0.02	U	0.011	U
Toluene	500	0.024	U	0.011	U	0.012	U	0.012	U	0.02	U	0.011	U
Ethylbenzene	390	0.024	U	0.011	U	0.012	U	0.012	U	0.02	U	0.011	U
Styrene	*500*	0.024	U	0.011	U	0.012	U	0.012	U	0.02	U	0.011	U
Xylene (total)	500	0.008	J	0.011	U	0.012	U	0.012	U	0.02	U	0.011	U
Total VOCs		0.437		0.005		0.004		0.212		1.003		0.005	
Total BTEX		0.008		ND		ND		ND		ND		ND	
Total TICs		1.004		ND		ND		ND		0.019		0.042	

NOTES:
U - Indicates a compound was analyzed for, but not detected. For results marked U, the numerical value is the compound MDL or PQL.
J - Indicates an estimated value.
E - Indicates concentration exceeds the calibrated range of the instrument. Concentrations in diluted sample are lower.
B - Indicates that the analyte was found in the blank as well as the sample. It indicates possible/probable blank contamination.
NA - Indicates that sample was not analyzed.
Q - Indicates laboratory qualifier.
The Restricted Commercial Soil Cleanup Objective was taken from the most recent version of SubPart 375-6.

TABLE 1 (cont.)
CLIFTON OU-2 (OFF-SITE AREA)
SUPPLEMENTAL REMEDIAL INVESTIGATION
VOLATILE ORGANIC COMPOUNDS IN SOIL

Sample Number:	**SubPart 375 Protection of Public Health Restricted Commercial SCO**	**GPESB-10A-2**		**GPESB-10A-3**	
Lab Sample ID No:		**0711565-008A**		**0711565-009A**	
Depth(ft bgs):		**5.0 - 6.0**		**12.5 - 13.5**	
Sample Type:		**Soil**		**Soil**	
Sample Date:		**10/3/2007**		**10/3/2007**	
Units:		**mg/kg**	**Q**	**mg/kg**	**Q**
Methylene chloride	500	0.008	BJ	0.007	BJ
Acetone	500	0.064		0.092	
Carbon disulfide	*500*	0.012	U	0.001	J
2-Butanone	500	0.015		0.024	
Benzene	44	0.012	U	0.011	U
Tetrachloroethene	150	0.012	U	0.011	U
Toluene	500	0.012	U	0.011	U
Ethylbenzene	390	0.012	U	0.011	U
Styrene	*500*	0.012	U	0.011	U
Xylene (total)	500	0.012	U	0.011	U
Total VOCs		0.087		0.124	
Total BTEX		ND		ND	
Total TICs		0.049		0.039	

NOTES:
U - Indicates a compound was analyzed for, but not detected. For results marked U, the numerical value is the compound MDL or PQL.
J - Indicates an estimated value.
E - Indicates concentration exceeds the calibrated range of the instrument. Concentrations in diluted sample are lower.
B - Indicates that the analyte was found in the blank as well as the sample. It indicates possible/probable blank contamination.
NA - Indicates that sample was not analyzed.
Q - Indicates laboratory qualifier.
The Restricted Commercial Soil Cleanup Objective was taken from the most recent version of SubPart 375-6.

TABLE 1 (cont.)
CLIFTON OU-2 (OFF-SITE AREA)
SUPPLEMENTAL REMEDIAL INVESTIGATION
VOLATILE ORGANIC COMPOUNDS IN SOIL

Sample Number:	**TB092707**		**FB092807**		**TB092807**		**TB100107**		**TB100207**		**FB100407**	
Lab Sample ID No:	**0711272-010A**		**0711326-003A**		**0711326-004A**		**0711390-005A**		**0711443-007A**		**0711565-010A**	
Depth(ft):	**--**		**--**		**--**		**--**		**--**		**--**	
Sample Type:	**Aqueous**		**Aqueous**		**Aqueous**		**Aqueous**		**Aqueous**		**Aqueous**	
Sample Date:	**9/27/2007**		**9/28/2007**		**9/28/2007**		**10/1/2007**		**10/2/2007**		**10/4/2007**	
Units:	**ug/L**		**ug/L**		**ug/L**		**ug/L**		**ug/L**		**ug/L**	
Methylene chloride	10	U	10	U	10	U	10	U	10	U	10	U
Acetone	10	U	10	U	10	U	10	U	10	U	10	U
Carbon disulfide	10	U	10	U	10	U	10	U	10	U	10	U
2-Butanone	10	U	10	U	10	U	10	U	10	U	10	U
Benzene	10	U	10	U	10	U	10	U	10	U	10	U
Tetrachloroethene	10	U	10	U	10	U	10	U	10	U	10	U
Toluene	10	U	10	U	10	U	10	U	10	U	10	U
Ethylbenzene	10	U	10	U	10	U	10	U	10	U	10	U
Styrene	10	U	10	U	10	U	10	U	10	U	10	U
Xylene (total)	10	U	10	U	10	U	10	U	10	U	10	U
Total VOCs	ND		ND		ND		ND		ND		ND	
Total BTEX	ND		ND		ND		ND		ND		ND	
Total TICs	ND		ND		ND		ND		ND		ND	

NOTES:
U - Indicates a compound was analyzed for, but not detected. For results marked U, the numerical value is the compound MDL or PQL.
J - Indicates an estimated value.
E - Indicates concentration exceeds the calibrated range of the instrument. Concentrations in diluted sample are lower.
B - Indicates that the analyte was found in the blank as well as the sample. It indicates possible/probable blank contamination.
NA - Indicates that sample was not analyzed.
Q - Indicates laboratory qualifier.
The Restricted Commercial Soil Cleanup Objective was taken from the most recent version of SubPart 375-6.

TABLE 1 (cont.)
CLIFTON OU-2 (OFF-SITE AREA)
SUPPLEMENTAL REMEDIAL INVESTIGATION
VOLATILE ORGANIC COMPOUNDS IN SOIL

Sample Number:	**TB100407**		**FB0924_S**		**TB0924**	
Lab Sample ID No:	**0711565-011A**		**0711076-008A**		**0711076-009A**	
Depth(ft):	**--**		**--**		**--**	
Sample Type:	**Aqueous**		**Aqueous**		**Aqueous**	
Sample Date:	**10/4/2007**		**9/24/2007**		**9/24/2007**	
Units:	**ug/L**		**ug/L**		**ug/L**	
Methylene chloride	10	U	10	U	10	U
Acetone	10	U	10	U	10	U
Carbon disulfide	10	U	10	U	10	U
2-Butanone	10	U	10	U	10	U
Benzene	10	U	10	U	10	U
Tetrachloroethene	10	U	10	U	10	U
Toluene	10	U	10	U	10	U
Ethylbenzene	10	U	10	U	10	U
Styrene	10	U	10	U	10	U
Xylene (total)	10	U	10	U	10	U
Total VOCs	ND		ND		ND	
Total BTEX	ND		ND		ND	
Total TICs	ND		ND		ND	

NOTES:
U - Indicates a compound was analyzed for, but not detected. For results marked U, the numerical value is the compound MDL or PQL.
J - Indicates an estimated value.
E - Indicates concentration exceeds the calibrated range of the instrument. Concentrations in diluted sample are lower.
B - Indicates that the analyte was found in the blank as well as the sample. It indicates possible/probable blank contamination.
NA - Indicates that sample was not analyzed.
Q - Indicates laboratory qualifier.
The Restricted Commercial Soil Cleanup Objective was taken from the most recent version of SubPart 375-6.

TABLE 4
OFF SITE AREA (89 Willow Ave)
SUPPLEMENTAL REMEDIAL INVESTIGATION
PCBs IN SOIL

Sample Number:	**SubPart 375 Protection of Public Health Restricted Commercial SCO**	**GPESB-1W-1**		**GPESB-1W-2**		**GPESB-1W-3**		**GPESB-1W-4**		**GPESB-1W-5**		**GPESB-1W-6**	
Lab Sample ID No:		**0711008-001B**		**0711202-001B**		**0711202-002B**		**0711202-003B**		**0711390-001B**		**0711390-002B**	
Depth (ft bgs):		**0.5 - 1.0**		**1.5 - 2.0**		**4.5 - 5.0**		**4.5 - 5.0**		**17.0 - 17.5**		**31.0 - 32.0**	
Sample Type:		**Soil**		**Soil**		**Soil**		**Soil**		**Soil**		**Soil**	
Sample Date:		**9/21/2007**		**9/21/2007**		**9/21/2007**		**9/21/2007**		**10/1/2007**		**10/1/2007**	
Units:		**mg/kg**	**Q**	**mg/kg**	**Q**	**mg/kg**	**Q**	**mg/kg**	**Q**	**mg/kg**	**Q**	**mg/kg**	**Q**
Aroclor-1016		0.31	U	0.3	U	0.038	U	0.039	U	0.05	U	0.059	U
Aroclor-1221		0.62	U	0.61	U	0.077	U	0.079	U	0.1	U	0.12	U
Aroclor-1232		0.31	U	0.3	U	0.038	U	0.039	U	0.05	U	0.059	U
Aroclor-1242		0.31	U	0.3	U	0.038	U	0.039	U	0.05	U	0.059	U
Aroclor-1248		0.31	U	0.3	U	0.038	U	0.039	U	0.05	U	0.059	U
Aroclor-1254		0.31	U	0.3	U	0.038	U	0.039	U	0.05	U	0.059	U
Aroclor-1260		0.31	U	0.3	U	0.077	U	0.079	U	0.05	U	0.59	U
TOTAL PCB	1	ND		ND		ND		ND		ND		ND	

NOTES:
U - Indicates a compound was analyzed for, but not detected. For results marked U, the numerical value is the compound MDL or PQL.
J - Indicates an estimated value.
E - Indicates concentration exceeds the calibrated range of the instrument. Concentrations in diluted sample are lower.
B - Indicates that the analyte was found in the blank as well as the sample. It indicates possible/probable blank contamination.
NA - Indicates that sample was not analyzed.
Q - Indicates laboratory qualifier.
The Restricted Commercial Soil Cleanup Objective was taken from the most recent version of SubPart 375-6.

TABLE 4 (cont.)
OFF SITE AREA (89 Willow Ave)
SUPPLEMENTAL REMEDIAL INVESTIGATION
PCBs IN SOIL

Sample Number:	**SubPart 375 Protection of Public Health Restricted Commercial SCO**	**GPESB-1W-7**		**GPESB-1WA-1**		**GPESB-1WA-2**		**GPESB-1WA-3**		**GPESB-1WA-4**		**GPESB-2-1**	
Lab Sample ID No:		**0711390-003B**		**0711566-001B**		**0711566-002B**		**0711566-003B**		**0711566-004B**		**0711008-003B**	
Depth (ft bgs):		**35.0 - 36.0**		**0.5 - 2.0**		**5.5 - 6.5**		**22.25 - 23.25**		**25.0 - 26.0**		**0.5 - 1.0**	
Sample Type:		**Soil**		**Soil**		**Soil**		**Soil**		**Soil**		**Soil**	
Sample Date:		**10/1/2007**		**10/4/2007**		**10/4/2007**		**10/4/2007**		**10/4/2007**		**9/21/2007**	
Units:		**mg/kg**	**Q**	**mg/kg**	**Q**	**mg/kg**	**Q**	**mg/kg**	**Q**	**mg/kg**	**Q**	**mg/kg**	**Q**
Aroclor-1016		0.059	U	0.15	U	0.046	U	0.065	U	0.076	U	0.037	U
Aroclor-1221		0.12	U	0.3	U	0.093	U	0.13	U	0.15	U	0.074	U
Aroclor-1232		0.059	U	0.15	U	0.046	U	0.065	U	0.076	U	0.037	U
Aroclor-1242		0.059	U	0.15	U	0.046	U	0.065	U	0.076	U	0.037	U
Aroclor-1248		0.059	U	0.15	U	0.046	U	0.065	U	0.076	U	0.037	U
Aroclor-1254		0.059	U	0.15	U	0.046	U	0.065	U	0.076	U	0.037	U
Aroclor-1260		0.059	U	0.15	U	0.046	U	0.065	U	0.076	U	0.037	U
TOTAL PCB	1	ND		ND		ND		ND		ND		ND	

NOTES:
U - Indicates a compound was analyzed for, but not detected. For results marked U, the numerical value is the compound MDL or PQL.
J - Indicates an estimated value.
E - Indicates concentration exceeds the calibrated range of the instrument. Concentrations in diluted sample are lower.
B - Indicates that the analyte was found in the blank as well as the sample. It indicates possible/probable blank contamination.
NA - Indicates that sample was not analyzed.
Q - Indicates laboratory qualifier.
The Restricted Commercial Soil Cleanup Objective was taken from the most recent version of SubPart 375-6.

TABLE 4 (cont.)
OFF SITE AREA (89 Willow Ave)
SUPPLEMENTAL REMEDIAL INVESTIGATION
PCBs IN SOIL

Sample Number:	**SubPart 375 Protection of Public Health Restricted Commercial SCO**	**GPESB-2-2**		**GPESB-2-3**		**GPESB-3W-1**		**GPESB-3W-2**		**GPESB-3W-3**		**GPESB-4-1**	
Lab Sample ID No:		**0711076-001B**		**0711390-004B**		**0711008-004**		**0711076-002B**		**0711326-001B**		**0711008-005B**	
Depth (ft bgs):		**4.5 - 5.0**		**17.5 - 18.5**		**0.5 - 1.0**		**4.5 - 5.0**		**27.0 - 28.0**		**0.5 - 1.0**	
Sample Type:		**Soil**		**Soil**		**Soil**		**Soil**		**Soil**		**Soil**	
Sample Date:		**9/24/2007**		**10/1/2007**		**9/21/2007**		**9/24/2007**		**9/28/2007**		**9/21/2007**	
Units:		**mg/kg**	**Q**	**mg/kg**	**Q**	**mg/kg**	**Q**	**mg/kg**	**Q**	**mg/kg**	**Q**	**mg/kg**	**Q**
Aroclor-1016		0.038	U	0.038	U	0.037	U	0.038	U	0.077	U	0.038	U
Aroclor-1221		0.076	U	0.077	U	0.074	U	0.077	U	0.16	U	0.076	U
Aroclor-1232		0.038	U	0.038	U	0.037	U	0.038	U	0.077	U	0.038	U
Aroclor-1242		0.038	U	0.038	U	0.037	U	0.038	U	0.077	U	0.038	U
Aroclor-1248		0.038	U	0.038	U	0.037	U	0.038	U	0.077	U	0.038	U
Aroclor-1254		0.038	U	0.038	U	0.037	U	0.038	U	0.077	U	0.038	U
Aroclor-1260		0.038	U	0.038	U	0.037	U	0.038	U	0.077	U	0.038	U
TOTAL PCB	1	ND		ND		ND		ND		ND		ND	

NOTES:
U - Indicates a compound was analyzed for, but not detected. For results marked U, the numerical value is the compound MDL or PQL.
J - Indicates an estimated value.
E - Indicates concentration exceeds the calibrated range of the instrument. Concentrations in diluted sample are lower.
B - Indicates that the analyte was found in the blank as well as the sample. It indicates possible/probable blank contamination.
NA - Indicates that sample was not analyzed.
Q - Indicates laboratory qualifier.
The Restricted Commercial Soil Cleanup Objective was taken from the most recent version of SubPart 375-6.

TABLE 4 (cont.)
OFF SITE AREA (89 Willow Ave)
SUPPLEMENTAL REMEDIAL INVESTIGATION
PCBs IN SOIL

Sample Number:	**SubPart 375 Protection of Public Health Restricted Commercial SCO**	**GPESB-4-2**		**GPESB-4-3**		**GPESB-5W-1**		**GPESB-5W-2**		**GPESB-5W-3**		**GPESB-6W-1 (1)**	
Lab Sample ID No:		**0711076-003B**		**0711326-002B**		**0711008-006B**		**0711076-004B**		**0711272-001B**		**0711008-007B**	
Depth (ft bgs):		**4.0 - 4.5**		**25.5 - 27.5**		**0.5 - 1.0**		**4.0 - 4.5**		**11.5 - 12.5**		**0.5 - 1.0**	
Sample Type:		**Soil**		**Soil**		**Soil**		**Soil**		**Soil**		**Soil**	
Sample Date:		**9/24/2007**		**9/28/2007**		**9/21/2007**		**9/24/2007**		**9/27/2007**		**9/21/2007**	
Units:		**mg/kg**	**Q**	**mg/kg**	**Q**	**mg/kg**	**Q**	**mg/kg**	**Q**	**mg/kg**	**Q**	**mg/kg**	**Q**
Aroclor-1016		0.039	U	0.053	U	0.3	U	0.039	U	0.039	U	1.2	U
Aroclor-1221		0.078	U	0.11	U	0.61	U	0.079	U	0.078	U	2.4	U
Aroclor-1232		0.039	U	0.053	U	0.3	U	0.039	U	0.039	U	1.2	U
Aroclor-1242		0.039	U	0.053	U	0.3	U	0.039	U	0.039	U	1.2	U
Aroclor-1248		0.039	U	0.053	U	0.3	U	0.039	U	0.039	U	1.2	U
Aroclor-1254		0.039	U	0.053	U	0.3	U	0.039	U	0.039	U	1.2	U
Aroclor-1260		0.039	U	0.053	U	0.3	U	0.039	U	0.039	U	1.2	U
TOTAL PCB	1	ND		ND		ND		ND		ND		ND	

NOTES:
U - Indicates a compound was analyzed for, but not detected. For results marked U, the numerical value is the compound MDL or PQL.
J - Indicates an estimated value.
E - Indicates concentration exceeds the calibrated range of the instrument. Concentrations in diluted sample are lower.
B - Indicates that the analyte was found in the blank as well as the sample. It indicates possible/probable blank contamination.
NA - Indicates that sample was not analyzed.
Q - Indicates laboratory qualifier.
The Restricted Commercial Soil Cleanup Objective was taken from the most recent version of SubPart 375-6.
(1) - Based on the results of the data validation, the PCB results for GPESB-6W-1 are considered not useable.

TABLE 4 (cont.)
OFF SITE AREA (89 Willow Ave)
SUPPLEMENTAL REMEDIAL INVESTIGATION
PCBs IN SOIL

Sample Number:	**SubPart 375 Protection of Public Health Restricted Commercial SCO**	**GPESB-6W-2 (1)**		**GPESB-6W-3**		**GPESB-6W-4**		**GPESB-6W-5**		**GPESB-6WA-1**		**GPESB-6WA-2**	
Lab Sample ID No:		**0711076-005B**		**0711076-006B**		**0711272-002B**		**0711272-003B**		**0711565-001B**		**0711565-002B**	
Depth (ft bgs):		**1.5 - 2.0**		**2.5 - 3.0**		**12.0 - 13.0**		**21.0 - 22.0**		**0.5 - 2.0**		**5.5 - 6.5**	
Sample Type:		**Soil**		**Soil**		**Soil**		**Soil**		**Soil**		**Soil**	
Sample Date:		**9/24/2007**		**9/24/2007**		**9/27/2007**		**9/27/2007**		**10/3/2007**		**10/3/2007**	
Units:		**mg/kg**	**Q**	**mg/kg**	**Q**	**mg/kg**	**Q**	**mg/kg**	**Q**	**mg/kg**	**Q**	**mg/kg**	**Q**
Aroclor-1016		16	U	0.53	U	0.047	U	0.087	U	0.037	U	0.038	U
Aroclor-1221		33	U	1.1	U	0.095	U	0.18	U	0.075	U	0.077	U
Aroclor-1232		16	U	0.53	U	0.047	U	0.087	U	0.037	U	0.038	U
Aroclor-1242		16	U	0.53	U	0.047	U	0.087	U	0.037	U	0.038	U
Aroclor-1248		16	U	0.53	U	0.047	U	0.087	U	0.037	U	0.038	U
Aroclor-1254		16	U	0.53	U	0.047	U	0.087	U	0.037	U	0.038	U
Aroclor-1260		16	U	0.53	U	0.047	U	0.087	U	0.037	U	0.038	U
TOTAL PCB	1	ND		ND		ND		ND		ND		ND	

NOTES:
U - Indicates a compound was analyzed for, but not detected. For results marked U, the numerical value is the compound MDL or PQL.
J - Indicates an estimated value.
E - Indicates concentration exceeds the calibrated range of the instrument. Concentrations in diluted sample are lower.
B - Indicates that the analyte was found in the blank as well as the sample. It indicates possible/probable blank contamination.
NA - Indicates that sample was not analyzed.
Q - Indicates laboratory qualifier.
The Restricted Commercial Soil Cleanup Objective was taken from the most recent version of SubPart 375-6.
(1) - Based on the results of the data validation, the PCB results for GPESB-6W-1 are considered not useable.

TABLE 4 (cont.)
OFF SITE AREA (89 Willow Ave)
SUPPLEMENTAL REMEDIAL INVESTIGATION
PCBs IN SOIL

Sample Number:	**SubPart 375 Protection of Public Health Restricted Commercial SCO**	**GPESB-6WA-4**		**GPESB-7-1**		**GPESB-7-2**		**GPESB-7-3**		**GPESB-7-4**		**GPESB-7-5**	
Lab Sample ID No:		**0711565-004B**		**0711008-008B**		**0711008-009B**		**0711008-010B**		**0711272-004B**		**0711272-005B**	
Depth (ft bgs):		**24.0 - 25.0**		**0.5 - 1.0**		**2.0 - 2.5**		**3.5 - 4.0**		**12.75 - 13.75**		**22.0 - 23.0**	
Sample Type:		**Soil**		**Soil**		**Soil**		**Soil**		**Soil**		**Soil**	
Sample Date:		**10/3/2007**		**9/20/2007**		**9/20/2007**		**9/20/2007**		**9/26/2007**		**9/26/2007**	
Units:		**mg/kg**	**Q**	**mg/kg**	**Q**	**mg/kg**	**Q**	**mg/kg**	**Q**	**mg/kg**	**Q**	**mg/kg**	**Q**
Aroclor-1016		0.085	U	0.051	U	0.62	U	0.04	U	0.044	U	0.085	U
Aroclor-1221		0.17	U	0.1	U	1.2	U	0.082	U	0.089	U	0.17	U
Aroclor-1232		0.085	U	0.051	U	0.62	U	0.04	U	0.044	U	0.085	U
Aroclor-1242		0.085	U	0.051	U	0.62	U	0.04	U	0.044	U	0.085	U
Aroclor-1248		0.085	U	0.051	U	0.62	U	0.04	U	0.044	U	0.085	U
Aroclor-1254		0.085	U	0.051	U	0.62	U	0.04	U	0.044	U	0.085	U
Aroclor-1260		0.085	U	0.051	U	0.62	U	0.04	U	0.044	U	0.085	U
TOTAL PCB	1	ND		ND		ND		ND		ND		ND	

NOTES:
U - Indicates a compound was analyzed for, but not detected. For results marked U, the numerical value is the compound MDL or PQL.
J - Indicates an estimated value.
E - Indicates concentration exceeds the calibrated range of the instrument. Concentrations in diluted sample are lower.
B - Indicates that the analyte was found in the blank as well as the sample. It indicates possible/probable blank contamination.
NA - Indicates that sample was not analyzed.
Q - Indicates laboratory qualifier.
The Restricted Commercial Soil Cleanup Objective was taken from the most recent version of SubPart 375-6.

TABLE 4 (cont.)
OFF SITE AREA (89 Willow Ave)
SUPPLEMENTAL REMEDIAL INVESTIGATION
PCBs IN SOIL

Sample Number:	**SubPart 375 Protection of Public Health Restricted Commercial SCO**	**GPESB-7A-1**		**GPESB-7A-2**		**GPESB-7A-4**		**GPESB-8W-1**		**GPESB-8W-2**		**GPESB-8W-3**	
Lab Sample ID No:		**0711443-001B**		**0711443-002B**		**0711565-006B**		**0711008-011B**		**0711008-012B**		**0711272-006B**	
Depth (ft bgs):		**0.5 - 2.0**		**5.5 - 6.5**		**25.5 - 26.5**		**0.5 - 1.0**		**2.5 - 3.0**		**6.5 - 7.5**	
Sample Type:		**Soil**		**Soil**		**Soil**		**Soil**		**Soil**		**Soil**	
Sample Date:		**10/2/2007**		**10/2/2007**		**10/3/2007**		**9/20/2007**		**9/20/2007**		**9/26/2007**	
Units:		**mg/kg**	**Q**	**mg/kg**	**Q**	**mg/kg**	**Q**	**mg/kg**	**Q**	**mg/kg**	**Q**	**mg/kg**	**Q**
Aroclor-1016		0.037	U	0.038	U	0.063	U	0.039	U	0.04	U	0.043	U
Aroclor-1221		0.074	U	0.078	U	0.13	U	0.079	U	0.081	U	0.086	U
Aroclor-1232		0.037	U	0.038	U	0.063	U	0.039	U	0.04	U	0.043	U
Aroclor-1242		0.037	U	0.038	U	0.063	U	0.039	U	0.04	U	0.043	U
Aroclor-1248		0.037	U	0.038	U	0.063	U	0.039	U	0.04	U	0.043	U
Aroclor-1254		0.037	U	0.038	U	0.063	U	0.039	U	0.04	U	0.043	U
Aroclor-1260		0.037	U	0.038	U	0.063	U	0.039	U	0.04	U	0.043	U
TOTAL PCB	1	ND		ND		ND		ND		ND		ND	

NOTES:
U - Indicates a compound was analyzed for, but not detected. For results marked U, the numerical value is the compound MDL or PQL.
J - Indicates an estimated value.
E - Indicates concentration exceeds the calibrated range of the instrument. Concentrations in diluted sample are lower.
B - Indicates that the analyte was found in the blank as well as the sample. It indicates possible/probable blank contamination.
NA - Indicates that sample was not analyzed.
Q - Indicates laboratory qualifier.
The Restricted Commercial Soil Cleanup Objective was taken from the most recent version of SubPart 375-6.

TABLE 4 (cont.)
OFF SITE AREA (89 Willow Ave)
SUPPLEMENTAL REMEDIAL INVESTIGATION
PCBs IN SOIL

Sample Number:	**SubPart 375 Protection of Public Health Restricted Commercial SCO**	**GPESB-8W-4**		**GPESB-8WA-1**		**GPESB-8WA-2**		**GPESB-8WA-3**		**GPESB-8WA-4**		**GPESB-10-1**	
Lab Sample ID No:		**0711272-007B**		**0711443-003B**		**0711443-004B**		**0711443-005B**		**0711443-006B**		**0711008-013B**	
Depth (ft bgs):		**22.0 - 23.0**		**0.5 - 2.0**		**5.0 - 6.0**		**15.5 - 16.0**		**21.5 - 22.5**		**0 - 0.5**	
Sample Type:		**Soil**		**Soil**		**Soil**		**Soil**		**Soil**		**Soil**	
Sample Date:		**9/26/2007**		**10/2/2007**		**10/2/2007**		**10/2/2007**		**10/2/2007**		**9/21/2007**	
Units:		**mg/kg**	**Q**	**mg/kg**	**Q**	**mg/kg**	**Q**	**mg/kg**	**Q**	**mg/kg**	**Q**	**mg/kg**	**Q**
Aroclor-1016		0.11	U	0.04	U	0.038	U	0.042	U	0.078	U	0.037	U
Aroclor-1221		0.22	U	0.081	U	0.077	U	0.086	U	0.16	U	0.074	U
Aroclor-1232		0.11	U	0.04	U	0.038	U	0.042	U	0.078	U	0.037	U
Aroclor-1242		0.11	U	0.04	U	0.038	U	0.042	U	0.078	U	0.037	U
Aroclor-1248		0.11	U	0.04	U	0.038	U	0.042	U	0.078	U	0.037	U
Aroclor-1254		0.11	U	0.04	U	0.038	U	0.042	U	0.078	U	0.037	U
Aroclor-1260		0.11	U	0.04	U	0.038	U	0.042	U	0.078	U	0.037	U
TOTAL PCB	1	ND		ND		ND		ND		ND		ND	

NOTES:
U - Indicates a compound was analyzed for, but not detected. For results marked U, the numerical value is the compound MDL or PQL.
J - Indicates an estimated value.
E - Indicates concentration exceeds the calibrated range of the instrument. Concentrations in diluted sample are lower.
B - Indicates that the analyte was found in the blank as well as the sample. It indicates possible/probable blank contamination.
NA - Indicates that sample was not analyzed.
Q - Indicates laboratory qualifier.
The Restricted Commercial Soil Cleanup Objective was taken from the most recent version of SubPart 375-6.

TABLE 4 (cont.)
OFF SITE AREA (89 Willow Ave)
SUPPLEMENTAL REMEDIAL INVESTIGATION
PCBs IN SOIL

Sample Number:	**SubPart 375 Protection of Public Health Restricted Commercial SCO**	**GPESB-10-2**		**GPESB-10-3**		**GPESB-10-4**		**GPESB-10A-1**		**GPESB-10A-2**		**GPESB-10A-3**	
Lab Sample ID No:		**0711076-007B**		**0711272-008B**		**0711272-009B**		**0711565-007B**		**0711565-008B**		**0711565-009B**	
Depth (ft bgs):		**2.5 - 3.0**		**12.33 - 13.33**		**21.0 - 22.0**		**0.5 - 2.0**		**5.0 - 6.0**		**12.5 - 13.5**	
Sample Type:		**Soil**		**Soil**		**Soil**		**Soil**		**Soil**		**Soil**	
Sample Date:		**9/24/2007**		**9/27/2007**		**9/27/2007**		**10/3/2007**		**10/3/2007**		**10/3/2007**	
Units:		**mg/kg**	**Q**	**mg/kg**	**Q**	**mg/kg**	**Q**	**mg/kg**	**Q**	**mg/kg**	**Q**	**mg/kg**	**Q**
Aroclor-1016		0.038	U	0.04	U	0.067	U	0.037	U	0.038	U	0.037	U
Aroclor-1221		0.077	U	0.082	U	0.14	U	0.075	U	0.078	U	0.075	U
Aroclor-1232		0.038	U	0.04	U	0.067	U	0.037	U	0.038	U	0.037	U
Aroclor-1242		0.038	U	0.04	U	0.067	U	0.037	U	0.038	U	0.037	U
Aroclor-1248		0.038	U	0.04	U	0.067	U	0.037	U	0.038	U	0.037	U
Aroclor-1254		0.038	U	0.04	U	0.067	U	0.037	U	0.038	U	0.037	U
Aroclor-1260		0.038	U	0.04	U	0.067	U	0.037	U	0.038	U	0.037	U
TOTAL PCB	1	ND		ND		ND		ND		ND		ND	

NOTES:
U - Indicates a compound was analyzed for, but not detected. For results marked U, the numerical value is the compound MDL or PQL.
J - Indicates an estimated value.
E - Indicates concentration exceeds the calibrated range of the instrument. Concentrations in diluted sample are lower.
B - Indicates that the analyte was found in the blank as well as the sample. It indicates possible/probable blank contamination.
NA - Indicates that sample was not analyzed.
Q - Indicates laboratory qualifier.
The Restricted Commercial Soil Cleanup Objective was taken from the most recent version of SubPart 375-6.

TABLE 4 (cont.)
OFF SITE AREA (89 Willow Ave)
SUPPLEMENTAL REMEDIAL INVESTIGATION
PCBs IN SOIL

Sample Number:	**FB0924_S**		**FB092807**		**FB100407**	
Lab Sample ID No:	**0711076-008B**		**0711326-003B**		**0711565-010B**	
Depth(ft):	**--**		**--**		**--**	
Sample Type:	**Aqueous**		**Aqueous**		**Aqueous**	
Sample Date:	**9/24/2007**		**9/28/2007**		**10/4/2007**	
Units:	**ug/L**	**Q**	**ug/L**	**Q**	**µg/L**	**Q**
Aroclor-1016	1.0	U	1.0	U	1.0	U
Aroclor-1221	2.0	U	2.0	U	2.0	U
Aroclor-1232	1.0	U	1.0	U	1.0	U
Aroclor-1242	1.0	U	1.0	U	1.0	U
Aroclor-1248	1.0	U	1.0	U	1.0	U
Aroclor-1254	1.0	U	1.0	U	1.0	U
Aroclor-1260	1.0	U	1.0	U	1.0	U
TOTAL PCB	ND		ND		ND	

NOTES:
U - Indicates a compound was analyzed for, but not detected. For results marked U, the numerical value is the compound MDL or PQL.
J - Indicates an estimated value.
E - Indicates concentration exceeds the calibrated range of the instrument. Concentrations in diluted sample are lower.
B - Indicates that the analyte was found in the blank as well as the sample. It indicates possible/probable blank contamination.
NA - Indicates that sample was not analyzed.
Q - Indicates laboratory qualifier.
The Restricted Commercial Soil Cleanup Objective was taken from the most recent version of SubPart 375-6.

TABLE 6
CLIFTON OU-2 (89 WILLOW AVE)
SUPPLEMENTAL REMEDIAL INVESTIGATION
SEMIVOLATILE ORGANIC COMPOUNDS IN GROUNDWATER

Sample Number:	**NYSDEC Ambient Water Quality Standards**	**SB-8W-GW3**		**SB-8W-3**		**GPESB-1WS**		**GPESB-1WI**		**GPESB-3WS**		**GPESB-3WD**	
Lab Sample ID No:		**0711010-001**		**0711203-001**		**0712002-001**		**0711951-001**		**0712002-003**		**0712002-002**	
Depth(ft bgs):		**11' - 15'**		**12' - 17'**		**3.5' - 8.5'**		**14' - 19'**		**3.5' - 8.5'**		**24' - 29'**	
Sample Type:		**Groundwater**		**Groundwater**		**Groundwater**		**Groundwater**		**Groundwater**		**Groundwater**	
Sample Date:		**9/21/2007**		**9/25/2007**		**10/17/2007**		**10/16/2007**		**10/17/2007**		**10/17/2007**	
Units:		**µg/L**	**Q**	**µg/L**	**Q**	**µg/L**	**Q**	**µg/L**	**Q**	**µg/L**	**Q**	**µg/L**	**Q**
Naphthalene	10	7	J	10	U	NA		**29**		10	U	1	J
2-Methylnaphthalene		10	U	10	U	NA		4	J	10	U	10	U
Acenaphthylene		10	U	10	U	NA		10	U	10	U	10	U
Acenaphthene	20	6	J	1	J	NA		**34**		10	U	1	J
Dibenzofuran		1	J	10	U	NA		10	U	10	U	10	U
Fluorene	50	12		2	J	NA		12		10	U	10	U
Phenanthrene	50	10	U	10	U	NA		24		10	U	10	U
Anthracene	50	2	J	10	U	NA		4	J	10	U	10	U
Carbazole		4	J	10	U	NA		10	U	10	U	10	U
Di-n-butyl phthalate	50	2	J	10	U	NA		1	J	10	U	10	U
Fluoranthene	50	9	J	1	J	NA		3	J	10	U	10	U
Pyrene	50	6	J	10	U	NA		4	J	10	U	10	U
Benzo(a)anthracene	0.002	10	U	10	U	NA		10	U	10	U	10	U
Chrysene	0.002	10	U	10	U	NA		10	U	10	U	10	U
Benzo(b)fluoranthene	0.002	10	U	10	U	NA		10	U	10	U	10	U
Benzo(k)fluoranthene	0.002	10	U	10	U	NA		10	U	10	U	10	U
Benzo(a)pyrene	ND	10	U	10	U	NA		10	U	10	U	10	U
Indeno(1,2,3-cd)pyrene	0.002	10	U	10	U	NA		10	U	10	U	10	U
Dibenzo(a,h)anthracene		10	U	10	U	NA		10	U	10	U	10	U
Benzo(g,h,i)perylene		10	U	10	U	NA		10	U	10	U	10	U
Total SVOCs		49		4		NA		115		ND		2	
Total PAHs		42		4		NA		114		ND		2	
Total CAPAHs		ND		ND		NA		ND		ND		ND	
Total TICs		138		112		NA		80		5		34	

NOTES:
U - Indicates a compound was analyzed for, but not detected. For results marked U, the numerical value is the compound MDL or PQL.
J - Indicates an estimated value.
E - Indicates concentration exceeds the calibrated range of the instrument. Concentrations in diluted samples are lower.
D - Indicates sample was diluted.
B - Indicates that the analyte was found in the blank as well as the sample indicating possible/probable blank contamination.
Q - Indicates laboratory qualifier
NA - Indicates that sample was not analyzed.
NYSDEC Ambient Water Quality Standards (AWQS) Taken From The Most Current Edition Of TOGS 1.1.1.

TABLE 6 (cont.)
CLIFTON OU-2 (89 WILLOW AVE)
SUPPLEMENTAL REMEDIAL INVESTIGATION
SEMIVOLATILE ORGANIC COMPOUNDS IN GROUNDWATER

Sample Number:	NYSDEC Ambient Water Quality Standards	GPESB-5WS		GPESB-5WI		GPESB-6WS		GPESB-6WI		GPESB-7WS**		GPESB-8WS		GPESB-8WD	
Lab Sample ID No:		0711951-002B		0711903-001B		0712002-004B		0711903-002B		0711951-003B		0711903-003B		0712002-005B	
Depth(ft bgs):		3' - 8'		9' - 14'		2' -7'		9' - 14'		3' - 8'		2.5' - 7.5'		15.5 - 20.5	
Sample Type:		Groundwater		Groundwater		Groundwater		Groundwater		Groundwater		Groundwater		Groundwater	
Sample Date:		10/16/2007		10/15/2007		10/17/2007		10/15/2007		10/16/2007		10/15/2007		10/17/2007	
Units:		µg/L	Q	µg/L	Q	µg/L	Q	µg/L	Q	µg/L	Q	µg/L	Q	µg/L	Q
Naphthalene	10	10	U	10	U	10	U	**250**	D	10	U	10	U	10	U
2-Methylnaphthalene		10	U	10	U	10	U	23		10	U	10	U	10	U
2-Methylphenol		10	U	10	U	10	U	40		10	U	10	U	10	U
4-Methylphenol		10	U	10	U	10	U	95	D	10	U	10	U	10	U
Acenaphthylene		10	U	10	U	10	U	10	U	10	U	10	U	10	U
Acenaphthene	20	10	U	10	U	10	U	6	J	10	U	10	U	10	U
Dibenzofuran		10	U	10	U	10	U	14		10	U	10	U	10	U
Fluorene	50	10	U	10	U	10	U	14		10	U	10	U	10	U
Phenanthrene	50	10	U	10	U	10	U	21		10	U	10	U	10	U
Phenol		10	U	10	U	10	U	40		10	U	10	U	10	U
Anthracene	50	10	U	10	U	10	U	3	J	10	U	10	U	10	U
Carbazole		10	U	10	U	10	U	32		10	U	10	U	10	U
Di-n-butyl phthalate	50	10	U	10	U	10	U	1	J	10	U	10	U	10	U
2,4- Dimethylphenol		10	U	10	U	10	U	56		10	U	10	U	10	U
Fluoranthene	50	10	U	10	U	10	U	4	J	10	U	10	U	10	U
Pyrene	50	10	U	10	U	10	U	3	J	10	U	10	U	10	U
Benzo(a)anthracene	0.002	10	U	10	U	10	U	10	U	10	U	10	U	10	U
Chrysene	0.002	10	U	10	U	10	U	10	U	10	U	10	U	10	U
Benzo(b)fluoranthene	0.002	10	U	10	U	10	U	10	U	10	U	10	U	10	U
Benzo(k)fluoranthene	0.002	10	U	10	U	10	U	10	U	10	U	10	U	10	U
Benzo(a)pyrene	ND	10	U	10	U	10	U	10	U	10	U	10	U	10	U
Indeno(1,2,3-cd)pyrene	0.002	10	U	10	U	10	U	10	U	10	U	10	U	10	U
Dibenzo(a,h)anthracene		10	U	10	U	10	U	10	U	10	U	10	U	10	U
Benzo(g,h,i)perylene		10	U	10	U	10	U	10	U	10	U	10	U	10	U
Total SVOCs		ND		ND		ND		602		ND		ND		ND	
Total PAHs		ND		ND		ND		324		ND		ND		ND	
Total CAPAHs		ND		ND		ND		ND		ND		ND		ND	
Total TICs		10		7		11		211		8		11		4	

NOTES:
U - Indicates a compound was analyzed for, but not detected. For results marked U, the numerical value is the compound MDL or PQL.
J - Indicates an estimated value.
E - Indicates concentration exceeds the calibrated range of the instrument. Concentrations in diluted samples are lower.
D - Indicates sample was diluted.
B - Indicates that the analyte was found in the blank as well as the sample indicating possible/probable blank contamination.
Q - Indicates laboratory qualifier
NA - Indicates that sample was not analyzed.
** = Collected blind duplicate sample for GPESB-5WS
NYSDEC Ambient Water Quality Standards (AWQS) Taken From The Most Current Edition Of TOGS 1.1.1.

TABLE 6 (cont.)
CLIFTON OU-2 (89 WILLOW AVE)
SUPPLEMENTALREMEDIAL INVESTIGATION
SEMIVOLATILE ORGANIC COMPOUNDS IN GROUNDWATER

Sample Number:	**FB101707**	
Lab Sample ID No:	**0712002-006B**	
Depth(ft):	**--**	
Sample Type:	**Aqueous**	
Sample Date:	**10/17/2007**	
Units:	**ug/L**	**Q**
Naphthalene	10	U
2-Methylnaphthalene	10	U
Acenaphthylene	10	U
Acenaphthene	10	U
Dibenzofuran	10	U
Fluorene	10	U
Phenanthrene	10	U
Anthracene	10	U
Carbazole	10	U
Fluoranthene	10	U
Pyrene	10	U
Benzo(a)anthracene	10	U
Chrysene	10	U
Benzo(b)fluoranthene	10	U
Benzo(k)fluoranthene	10	U
Benzo(a)pyrene	10	U
Indeno(1,2,3-cd)pyrene	10	U
Dibenzo(a,h)anthracene	10	U
Benzo(g,h,i)perylene	10	U
Total SVOCs	ND	
Total PAHs	ND	
Total CAPAHs	ND	
Total TICs	2	

NOTES:
U - Indicates a compound was analyzed for, but not detected. For results marked U, the numerical value is the compound MDL or PQL.
J - Indicates an estimated value.
E - Indicates concentration exceeds the calibrated range of the instrument. Concentrations in diluted samples are lower.
D - Indicates sample was diluted.
B - Indicates that the analyte was found in the blank as well as the sample indicating possible/probable blank contamination.
Q - Indicates laboratory qualifier
NA - Indicates that sample was not analyzed.
NYSDEC Ambient Water Quality Standards (AWQS) Taken From The Most Current Edition Of TOGS 1.1.1.

TABLE 5
CLIFTON OU-2 (89 WILLOW AVE)
SUPPLEMENTAL REMEDIAL INVESTIGATION
VOLATILE ORGANIC COMPOUNDS IN GROUNDWATER

Sample Number:	**NYSDEC Ambient Water Quality Standards**	**GPEGW-1WS**		**GPEGW-1WI**		**GPEGW-3WS**		**GPEGW-3WD**		**GPEGW-5WS**		**GPEGW-5WI**	
Lab Sample ID No:		**0712002-001A**		**0711951-001A**		**0712002-003A**		**0712002-002A**		**0711951-002A**		**0711903-001A**	
Depth(ft bgs):		**3.5' - 8.5'**		**14' - 19'**		**3.5' - 8.5'**		**24' - 29'**		**3' - 8'**		**9' - 14'**	
Sample Type:		**Groundwater**		**Groundwater**		**Groundwater**		**Groundwater**		**Groundwater**		**Groundwater**	
Sample Date:		**10/17/2007**		**10/16/2007**		**10/17/2007**		**10/17/2007**		**10/16/2007**		**10/15/2007**	
Units:		**µg/L**	**Q**	**µg/L**	**Q**	**µg/L**	**Q**	**µg/L**	**Q**	**µg/L**	**Q**	**µg/L**	**Q**
Acetone	50	4	J	10	U	10	U	11		10	U	10	U
Chloroform	7	10	U	10	U	3	J	1	J	10	U	10	U
2-Butanone	50	10	U	10	U	10	U	4	J	10	U	10	U
Benzene	1	10	U	**2**	J	10	U	10	U	10	U	10	U
Carbon Disulfide		10	U	10	U	10	U	1	J	10	U	10	U
Tetrachloroethene	5	10	U	10	U	10	U	10	U	10	U	10	U
Toluene	5	10	U	10	U	10	U	10	U	10	U	10	U
Ethylbenzene	5	10	U	2	J	10	U	10	U	10	U	10	U
Styrene	5	10	U	10	U	10	U	10	U	10	U	10	U
Xylene (total)	5	10	U	3	J	10	U	10	U	10	U	10	U
Total VOCs		4		7		3		17		ND		ND	
Total BTEX		ND		7		ND		ND		ND		ND	
Total TICs		ND		66		ND		ND		ND		ND	

NOTES:
U - Indicates a compound was analyzed for, but not detected. For results marked U, the numerical value is the compound MDL or PQL.
J - Indicates an estimated value.
E - Indicates concentration exceeds the calibrated range of the instrument. Concentrations in diluted samples are lower.
D - Indicates sample was diluted.
B - Indicates that the analyte was found in the blank as well as the sample indicating possible/probable blank contamination.
Q - Indicates laboratory qualifier
NA - Indicates that sample was not analyzed.
NYSDEC Ambient Water Quality Standards (AWQS) Taken From The Most Current Edition Of TOGS 1.1.1.

TABLE 5 (cont.)
CLIFTON OU-2 (89 WILLOW AVE)
SUPPLEMENTAL REMEDIAL INVESTIGATION
VOLATILE ORGANIC COMPOUNDS IN GROUNDWATER

Sample Number:	**NYSDEC Ambient Water Quality Standards**	**GPEGW-6WS**		**GPEGW-6WI**		**GPESB-7WS****		**GPEGW-8WS**		**GPEGW-8WD**		**SB-8W-GW3**		**SB-8W-3**	
Lab Sample ID No:		**0712002-004A**		**0711903-002A**		**0711951-003A**		**0711903-003A**		**0712002-005A**		**0711010-001A**		**0711203-001A**	
Depth(ft bgs):		**2' -7'**		**9' - 14'**		**3' - 8'**		**2.5' - 7.5'**		**15.5 - 20.5**		**11' - 15'**		**12' - 17'**	
Sample Type:		**Groundwater**		**Groundwater**		**Groundwater**		**Groundwater**		**Groundwater**		**Groundwater**		**Groundwater**	
Sample Date:		**10/17/2007**		**10/15/2007**		**10/16/2007**		**10/15/2007**		**10/17/2007**		**9/21/2007**		**9/25/2007**	
Units:		**µg/L**	**Q**	**µg/L**	**Q**	**µg/L**	**Q**	**µg/L**	**Q**	**µg/L**	**Q**	**µg/L**	**Q**	**µg/L**	**Q**
Acetone	50	4	J	10	U	10	U	10	U	5	J	19		8	J
Chloroform	7	10	U	10	U	10	U	10	U	10	U	10	U	2	J
2-Butanone	50	10	U	10	U	10	U	10	U	10	U	22		**200**	D
Benzene	1	10	U	**19**		10	U	10	U	10	U	1	J	10	U
Carbon Disulfide		10	U	10	U	10	U	10	U	10	U	9	J	10	U
Tetrachloroethene	5	10	U	10	U	10	U	10	U	10	U	10	U	10	U
Toluene	5	10	U	**13**		10	U	10	U	10	U	2	J	10	U
Ethylbenzene	5	10	U	3	J	10	U	10	U	10	U	10	U	10	U
Styrene	5	10	U	10	U	10	U	10	U	10	U	10	U	10	U
Xylene (total)	5	10	U	**26**		10	U	10	U	10	U	5	J	10	U
Total VOCs		4		61		ND		ND		5		58		210	
Total BTEX		ND		61		ND		ND		ND		8		ND	
Total TICs		ND		35		ND		ND		ND		ND		24	

NOTES:
U - Indicates a compound was analyzed for, but not detected. For results marked U, the numerical value is the compound MDL or PQL.
J - Indicates an estimated value.
E - Indicates concentration exceeds the calibrated range of the instrument. Concentrations in diluted samples are lower.
D - Indicates sample was diluted.
B - Indicates that the analyte was found in the blank as well as the sample indicating possible/probable blank contamination.
Q - Indicates laboratory qualifier
NA - Indicates that sample was not analyzed.
** = Collected blind duplicate sample for GPESB-5WS
NYSDEC Ambient Water Quality Standards (AWQS) Taken From The Most Current Edition Of TOGS 1.1.1.

TABLE 5 (cont.)
CLIFTON OU-2 (89 WILLOW AVE)
SUPPLEMENTAL REMEDIAL INVESTIGATION
VOLATILE ORGANIC COMPOUNDS IN GROUNDWATER

Sample Number:	**TB 092107**		**TB 092507**		**TB101507**		**TB101607**		**FB101707**		**TB101707**	
Lab Sample ID No:	**0711010-002**		**0711203-002**		**0711903-004A**		**0711951-004A**		**0712002-006A**		**0712002-007A**	
Depth(ft):	**--**		**--**		**--**		**--**		**--**		**--**	
Sample Type:	**Aqueous**		**Aqueous**		**Aqueous**		**Aqueous**		**Aqueous**		**Aqueous**	
Sample Date:	**9/21/2007**		**9/25/2007**		**10/15/2007**		**10/16/2007**		**10/17/2007**		**10/17/2007**	
Units:	**ug/L**	**Q**	**µg/L**	**Q**	**ug/L**	**Q**	**ug/L**	**Q**	**ug/L**	**Q**	**ug/L**	**Q**
Chloromethane	10	U	10	U	10	U	10	U	10	U	10	U
Bromomethane	10	U	10	U	10	U	10	U	10	U	10	U
Vinyl chloride	10	U	10	U	10	U	10	U	10	U	10	U
Chloroethane	10	U	10	U	10	U	10	U	10	U	10	U
Methylene chloride	10	U	10	U	10	U	10	U	10	U	10	U
Acetone	10	U	10	U	6	BJ	7	BJ	10	U	10	U
Carbon disulfide	10	U	10	U	10	U	10	U	10	U	10	U
1,1-Dichloroethene	10	U	10	U	10	U	10	U	10	U	10	U
1,1-Dichloroethane	10	U	10	U	10	U	10	U	10	U	10	U
1,2-Dichloroethene (total)	10	U	10	U	10	U	10	U	10	U	10	U
Chloroform	10	U	10	U	10	U	10	U	10	U	10	U
1,2-Dichloroethane	10	U	10	U	10	U	10	U	10	U	10	U
2-Butanone	10	U	3	J	10	U	10	U	10	U	10	U
1,1,1-Trichloroethane	10	U	10	U	10	U	10	U	10	U	10	U
Carbon tetrachloride	10	U	10	U	10	U	10	U	10	U	10	U
Bromodichloromethane	10	U	10	U	10	U	10	U	10	U	10	U
1,2-Dichloropropane	10	U	10	U	10	U	10	U	10	U	10	U
cis-1,3-Dichloropropene	10	U	10	U	10	U	10	U	10	U	10	U
Trichloroethene	10	U	10	U	10	U	10	U	10	U	10	U
Dibromochloromethane	10	U	10	U	10	U	10	U	10	U	10	U
1,1,2-Trichloroethane	10	U	10	U	10	U	10	U	10	U	10	U
Benzene	10	U	10	U	10	U	10	U	10	U	10	U
trans-1,3-Dichloropropene	10	U	10	U	10	U	10	U	10	U	10	U
Bromoform	10	U	10	U	10	U	10	U	10	U	10	U
4-Methyl-2-pentanone	10	U	10	U	10	U	10	U	10	U	10	U
2-Hexanone	10	U	10	U	10	U	10	U	10	U	10	U
Tetrachloroethene	10	U	10	U	10	U	10	U	10	U	10	U
1,1,2,2-Tetrachloroethane	10	U	10	U	10	U	10	U	10	U	10	U
Toluene	10	U	10	U	10	U	10	U	10	U	10	U
Chlorobenzene	10	U	10	U	10	U	10	U	10	U	10	U
Ethylbenzene	10	U	10	U	10	U	10	U	10	U	10	U
Styrene	10	U	10	U	10	U	10	U	10	U	10	U
Xylene (total)	10	U	10	U	10	U	10	U	10	U	10	U
Total VOCs	ND		3		6		7		ND		ND	
Total BTEX	ND		ND		ND		ND		ND		ND	
Total TICs	ND		ND		ND		ND		ND		ND	

NOTES:
U - Indicates a compound was analyzed for, but not detected. For results marked U, the numerical value is the compound MDL or PQL.
J - Indicates an estimated value.
E - Indicates concentration exceeds the calibrated range of the instrument. Concentrations in diluted samples are lower.
D - Indicates sample was diluted.
B - Indicates that the analyte was found in the blank as well as the sample indicating possible/probable blank contamination.
Q - Indicates laboratory qualifier
NA - Indicates that sample was not analyzed.
NYSDEC Ambient Water Quality Standards (AWQS) Taken From The Most Current Edition Of TOGS 1.1.1.

TABLE 7
CLIFTON OU-2 (OFF-SITE AREA)
SUPPLEMENTAL REMEDIAL INVESTIGATION
METALS IN GROUNDWATER

Sample Number:	**NYSDEC Ambient Water Quality Standards**	**SB-8W-GW3**		**SB-8W-3**		**GPESB-1WS**		**GPESB-1WI**		**GPESB-3WS**		**GPESB-3WD**	
Lab Sample ID No:		**0711010-001**		**0711203-001**		**0712002-001**		**0711951-001**		**0712002-003**		**0712002-002**	
Depth (ft bgs):		**11' - 15'**		**12' - 17'**		**3.5' - 8.5'**		**14' - 19'**		**3.5' - 8.5'**		**24' - 29'**	
Sample Type:		**Groundwater**		**Groundwater**		**Groundwater**		**Groundwater**		**Groundwater**		**Groundwater**	
Sample Date:		**9/21/2007**		**9/25/2007**		**10/17/2007**		**10/16/2007**		**10/17/2007**		**10/17/2007**	
Units:		**µg/L**	**Q**	**µg/L**	**Q**	**µg/L**	**Q**	**µg/L**	**Q**	**µg/L**	**Q**	**µg/L**	**Q**
Arsenic	25	9.1	B	3.9	B	NA		1.8	U	NA		9.3	B
Barium	1000	264		290		NA		288		NA		652	
Cadmium	5	1.2	B	0.57	B	NA		0.32	U	NA		0.71	B
Chromium	50	41.2		10.4		NA		15.3		NA		**150**	
Lead	25	**133**		**26.6**		NA		**27.3**		NA		**120**	
Mercury	0.7	0.61		0.1	U	NA		0.16	B	NA		0.50	
Selenium	10	2.4	U	2.4	U	NA		2.4	U	NA		2.5	B
Silver	50	1.5	B	1.1	B	NA		1.4	B	NA		0.60	B
Cyanide	200	**450**		10	U	**1200**	N	**5010**	N	**397**	N	12.7	N

NOTES:

U = Indicates a compound was analyzed for, but not detected. For results marked U, the numerical value is the compound MDL or PQL.
N = Indicates Matrix Spike Sample Recovery not met.
E = Indicates the reported value is estimated because of the presence of interference.
* = Indicates Duplicate analysis not within control limits.
B = Indicates reported value is less than the Contract Required Detection Limits but greater than the Instrument Detection Limit.
J = Indicates that the associated numerical value is an approximate (estimated) concentration.
D - Indicates Sample Was Diluted.
Q - Indicates laboratory qualifier
NA - Indicates that sample was not analyzed.
NYSDEC Ambient Water Quality Standards (AWQS) Taken From The Most Current Edition Of TOGS 1.1.1.

TABLE 7 (cont.)
CLIFTON OU-2 (OFF-SITE AREA)
SUPPLEMENTAL REMEDIAL INVESTIGATION
METALS IN GROUNDWATER

Sample Number:	**NYSDEC Ambient Water Quality Standards**	**GPESB-5WS**		**GPESB-5WI**		**GPESB-6WS**		**GPESB-6WI**		**GPESB-7WS****		**GPESB-8WS**		**GPESB-8WD**	
Lab Sample ID No:		**0711951-002**		**0711903-001**		**0712002-004**		**0711903-002**		**0711951-003**		**0711903-003**		**0712002-005**	
Depth (ft bgs):		**3' - 8'**		**9' - 14'**		**2' -7'**		**9' - 14'**		**3' - 8'**		**2.5' - 7.5'**		**15.5 - 20.5**	
Sample Type:		**Groundwater**		**Groundwater**		**Groundwater**		**Groundwater**		**Groundwater**		**Groundwater**		**Groundwater**	
Sample Date:		**10/16/2007**		**10/15/2007**		**10/17/2007**		**10/15/2007**		**10/16/2007**		**10/15/2007**		**10/17/2007**	
Units:		**µg/L**	**Q**	**µg/L**	**Q**	**µg/L**	**Q**	**µg/L**	**Q**	**µg/L**	**Q**	**µg/L**	**Q**	**µg/L**	**Q**
Arsenic	25	1.8	U	1.8	U	NA		3.4	B	1.8	U	1.8	U	11	
Barium	1000	236		266		NA		264		233		199	B	**1140**	
Cadmium	5	0.32	U	0.55	B	NA		0.32	U	0.32	U	0.32	U	0.45	B
Chromium	50	0.78	B	2.6	B	NA		18.0		1.2	B	0.57	U	**281**	
Lead	25	1.4	U	6.8		NA		**31.9**		1.7	B	1.4	U	**261**	
Mercury	0.7	0.10	U	0.1	U	NA		0.10	U	0.10	U	0.10	U	**1.9**	
Selenium	10	2.4	U	2.4	U	NA		2.4	U	2.4	U	2.4	U	2.4	U
Silver	50	1.2	B	1.7	B	NA		0.98	B	0.99	B	0.47	B	1.1	B
Cyanide	200	**351**	N	165		10	U	64.4	N	**300**	N	27.0	N	10	U

NOTES:
U = Indicates a compound was analyzed for, but not detected. For results marked U, the numerical value is the compound MDL or PQL.
N = Indicates Matrix Spike Sample Recovery not met.
E = Indicates the reported value is estimated because of the presence of interference.
* = Indicates Duplicate analysis not within control limits.
B = Indicates reported value is less than the Contract Required Detection Limits but greater than the Instrument Detection Limit.
J = Indicates that the associated numerical value is an approximate (estimated) concentration.
D - Indicates Sample Was Diluted.
Q - Indicates laboratory qualifier
NA - Indicates that sample was not analyzed.
** = Collected blind duplicate sample for GPESB-5WS
NYSDEC Ambient Water Quality Standards (AWQS) Taken From The Most Current Edition Of TOGS 1.1.1.

TABLE 7 (cont.)
CLIFTON OU-2 (OFF-SITE AREA)
SUPPLEMENTAL REMEDIAL INVESTIGATION
METALS IN GROUNDWATER

Sample Number:	**NYSDEC Ambient Water Quality Standards**	**FB101707**	
Lab Sample ID No:		**0712002-006**	
Depth (ft bgs):		**--**	
Sample Type:		**Aqueous**	
Sample Date:		**10/17/2007**	
Units:		**ug/L**	**Q**
Arsenic	25	1.8	U
Barium	1000	3.2	U
Cadmium	5	0.32	U
Chromium	50	0.57	U
Lead	25	1.4	U
Mercury	0.7	0.1	U
Selenium	10	2.4	U
Silver	50	0.41	U
Cyanide	200	10	U

NOTES:
U = Indicates a compound was analyzed for, but not detected. For results marked U, the numerical value is the compound MDL or PQL.
N = Indicates Matrix Spike Sample Recovery not met.
E = Indicates the reported value is estimated because of the presence of interference.
* = Indicates Duplicate analysis not within control limits.
B = Indicates reported value is less than the Contract Required Detection Limits but greater than the Instrument Detection Limit.
J = Indicates that the associated numerical value is an approximate (estimated) concentration.
D - Indicates Sample Was Diluted.
Q - Indicates laboratory qualifier
NA - Indicates that sample was not analyzed.
NYSDEC Ambient Water Quality Standards (AWQS) Taken From The Most Current Edition Of TOGS 1.1.1.

TABLE 8
CLIFTON OU-2 (OFF-SITE AREA)
SUPPLEMENTAL REMEDIAL INVESTIGATION
PCBS IN GROUNDWATER

Sample Number:	**NYSDEC Ambient Water Quality Standards**	**SB-8W-GW3**		**SB-8W-3**		**GPESB-1WS**		**GPESB-1WI**		**GPESB-3WS**		**GPESB-3WD**	
Lab Sample ID No:		**0711010-001B**		**0711203-001B**		**0712002-001**		**0711951-001B**		**0712002-003**		**0712002-002B**	
Depth (ft bgs):		**11' - 15'**		**12' - 17'**		**3.5' - 8.5'**		**14' - 19'**		**3.5' - 8.5'**		**24' - 29'**	
Sample Type:		**Groundwater**		**Groundwater**		**Groundwater**		**Groundwater**		**Groundwater**		**Groundwater**	
Sample Date:		**9/21/2007**		**9/25/2007**		**10/17/2007**		**10/16/2007**		**10/17/2007**		**10/17/2007**	
Units:		**µg/L**	**Q**	**µg/L**	**Q**	**µg/L**	**Q**	**µg/L**	**Q**	**µg/L**	**Q**	**µg/L**	**Q**
Aroclor-1016		1	U	1	U	NA		1	U	NA		1	U
Aroclor-1221		2	U	2	U	NA		2	U	NA		2	U
Aroclor-1232		1	U	1	U	NA		1	U	NA		1	U
Aroclor-1242		1	U	1	U	NA		1	U	NA		1	U
Aroclor-1248		1	U	1	U	NA		1	U	NA		1	U
Aroclor-1254		1	U	1	U	NA		1	U	NA		1	U
Aroclor-1260		1	U	1	U	NA		1	U	NA		1	U
Total PCBs	0.09	ND		ND		NA		ND		NA		ND	

NOTES:
U - Indicates a compound was analyzed for, but not detected. For results marked U, the numerical value is the compound MDL or PQL.
J - Indicates an estimated value.
E - Indicates concentration exceeds the calibrated range of the instrument. Concentrations in diluted samples are lower.
D - Indicates sample was diluted.
B - Indicates that the analyte was found in the blank as well as the sample indicating possible/probable blank contamination.
Q - Indicates laboratory qualifier
NA - Indicates that sample was not analyzed.
NYSDEC Ambient Water Quality Standards (AWQS) Taken From The Most Current Edition Of TOGS 1.1.1.

TABLE 8 (cont.)
CLIFTON OU-2 (OFF-SITE AREA)
SUPPLEMENTAL REMEDIAL INVESTIGATION
PCBS IN GROUNDWATER

Sample Number:	**NYSDEC Ambient Water Quality Standards**	**GPESB-5WS**		**GPESB-5WI**		**GPESB-6WS**		**GPESB-6WI**		**GPESB-7WS****		**GPESB-8WS**		**GPESB-8WD**	
Lab Sample ID No:		**0711951-002B**		**0711903-001B**		**0712002-004B**		**0711903-002B**		**0711951-003**		**0711903-003**		**0712002-003**	
Depth (ft bgs):		**3' - 8'**		**9' - 14'**		**2' -7'**		**9' - 14'**		**3' - 8'**		**2.5' - 7.5'**		**15.5 - 20.5**	
Sample Type:		**Groundwater**		**Groundwater**		**Groundwater**		**Groundwater**		**Groundwater**		**Groundwater**		**Groundwater**	
Sample Date:		**10/16/2007**		**10/15/2007**		**10/17/2007**		**10/15/2007**		**10/16/2007**		**10/15/2007**		**10/17/2007**	
Units:		**µg/L**	**Q**	**µg/L**	**Q**	**µg/L**	**Q**	**µg/L**	**Q**	**µg/L**	**Q**	**µg/L**	**Q**	**µg/L**	**Q**
Aroclor-1016		1	U	1	U	NA		1	U	1	U	1	U	1	U
Aroclor-1221		2	U	2	U	NA		2	U	2	U	2	U	2	U
Aroclor-1232		1	U	1	U	NA		1	U	1	U	1	U	1	U
Aroclor-1242		1	U	1	U	NA		1	U	1	U	1	U	1	U
Aroclor-1248		1	U	1	U	NA		1	U	1	U	1	U	1	U
Aroclor-1254		1	U	1	U	NA		1	U	1	U	1	U	1	U
Aroclor-1260		1	U	1	U	NA		1	U	1	U	1	U	1	U
Total PCBs	0.09	ND		ND		NA		ND		ND		ND		ND	

NOTES:
U - Indicates a compound was analyzed for, but not detected. For results marked U, the numerical value is the compound MDL or PQL.
J - Indicates an estimated value.
E - Indicates concentration exceeds the calibrated range of the instrument. Concentrations in diluted samples are lower.
D - Indicates sample was diluted.
B - Indicates that the analyte was found in the blank as well as the sample indicating possible/probable blank contamination.
Q - Indicates laboratory qualifier
NA - Indicates that sample was not analyzed.
** = Collected blind duplicate sample for GPESB-5WS
NYSDEC Ambient Water Quality Standards (AWQS) Taken From The Most Current Edition Of TOGS 1.1.1.

TABLE 8 (cont.)
CLIFTON OU-2 (OFF-SITE AREA)
SUPPLEMENTAL REMEDIAL INVESTIGATION
PCBS IN GROUNDWATER

Sample Number:	**NYSDEC Ambient Water Quality Standards**	**FB101707**	
Lab Sample ID No:		**0712002-006B**	
Depth (ft):		**--**	
Sample Type:		**Aqueous**	
Sample Date:		**10/17/2007**	
Units:		**ug/L**	**Q**
Aroclor-1016		1	U
Aroclor-1221		2	U
Aroclor-1232		1	U
Aroclor-1242		1	U
Aroclor-1248		1	U
Aroclor-1254		1	U
Aroclor-1260		1	U
Total PCBs	0.09	ND	

NOTES:
U - Indicates a compound was analyzed for, but not detected. For results marked U, the numerical value is the compound MDL or PQL.
J - Indicates an estimated value.
E - Indicates concentration exceeds the calibrated range of the instrument. Concentrations in diluted samples are lower.
D - Indicates sample was diluted.
B - Indicates that the analyte was found in the blank as well as the sample indicating possible/probable blank contamination.
Q - Indicates laboratory qualifier
NA - Indicates that sample was not analyzed.
NYSDEC Ambient Water Quality Standards (AWQS) Taken From The Most Current Edition Of TOGS 1.1.1.

Analytical Data Package For

KEYSPAN
PAULUS, SOKOLOWSKI AND SARTOR,LLC
CLIFTON SOIL & GROUNDWATER SAMPLING
SDG NO: PSS116

Water Samples
Received: 10/15/07, 10/16/07 & 10/17/07

SAMPLE DATA SUMMARY PACKAGE

OCTOBER 2007

H2M LABS, INC.
Environmental Testing Laboratories
575 Broad Hollow Road, Melville, N.Y. 11747

H2M LABS, INC.

4. SAMPLE REPORTS

4.1 VOLATILES
4.2 SEMIVOLATILES
4.3 PCBs
4.4 METALS

PSS116.S44

H2M LABS, INC.

QUALIFIERS FOR REPORTING ORGANICS DATA

Value - If the result is a value greater than or equal to the quantification limit, report the value.

U - Indicates compound was analyzed for but not detected. The sample quantitation limit must be corrected for dilution and for percent moisture. For example, 10U for phenol in water if the sample final volume is the protocol-specified final volume. If a 1 to 10 dilution of extract is necessary, the reported limit is 100 U. For a soil sample, the value must also be adjusted for percent moisture. For example, if the sample had 24% moisture and a 1 to 10 dilution factor, the sample quantitation limit for phenol (330 U) would be corrected to:

$$\frac{(300\ U)}{D} \text{ x df where } D = \frac{100\%moisture}{100}$$

and df - dilution factor

For example, at 24% moisture, $D = \frac{100-24}{100} = 0.76$

$$\frac{(300\ U)}{.76} \text{ x 10 - 4300 U rounded to the appropriate number of significant figures}$$

For semivolatile soil samples, the extract must be concentrated to 0.5 mL, and the sensitivity of the analysis is not compromised by the cleanup procedures. Similarly, pesticide samples subjected to GPC are concentrated to 5.0 mL. Therefore, the CRQL values in Exhibit C will apply to all samples, regardless of cleanup. However, if a sample extract cannot be concentrated to the protocol-specified volume (see Exhibit C), this fact must be accounted for in reporting the sample quantitation limit.

J - Indicates an estimated value. This flag is used either when estimating a concentration for tentatively identified compounds where a 1:1 response is assumed or when the mass spectral data indicates the presence of a compound that meets the identification criteria but the result is less than the specified quantification limit but greater than zero. (e.g.: If limit of quantification is 10 ug/L and a concentration of 3 ug/L is calculated, report as 3J.) The sample quantitation limit must be adjusted for dilution as discussed for the U flag.

N - Indicates presumptive evidence of a compound. This flag is only used for tentatively identified compounds, where the identification is based on a mass spectral library search. It is applied to all TIC results. For generic characterization of a TIC, such as chlorinated hydrocarbon, the N code is not used.

P - This flag is used for a pesticide/Aroclor target analyte when there is greater than 25% difference for detected concentrations between the two GC columns (see Form X). The lower of the two values is reported of Form I with a "P".

C - This flag applies to pesticide results when the identification has been confirmed by GC/MS.. If GC/MS confirmation was attempted but was unsuccessful, do not apply this flag, instead use a Laboratory defined flag, discussed below.

PSS116 S45

B - This flag is used when the analyte is found in the associated blank as well as in the sample. It indicates possible probable blank contamination and warns the data user to take appropriate action. This flag must be used for a TIC as well as for a positively identified target compound.

E - This flag identified compounds whose concentrations exceed the calibration range of the GC/MS instrument for that specific analysis. If one or more compounds have a response greater than full scale, except as noted in Exhibit D, the sample or extract must be diluted and re-analyzed according to the specifications in Exhibit D. All such compounds with a response greater than full scale should have the concentration flagged with an "E" on the Form I for the original analysis. If the dilution of the extract causes any compounds identified in the first analysis to be below the calibration ranges in the second analysis, then the results of both analyses shall be reported on separate copies of Form I. The Form I for the diluted sample shall have the "DL" suffix appended to the sample number. NOTE: For total xylenes, where three isomers are quantified as two peaks, the calibration range of each peak should be considered separately, e.g. a diluted analysis is not required for total xylenes unless the concentration of the peak representing the single isomer exceed 200 ug/L or the peak representing the two coeluting isomers on that GC column exceed 400 ug/L. Similarly, if the two 1,2-Dichloroethene isomers coelute, a diluted analysis is not required unless the concentration exceed 400 ug/L.

D - This flag identifies all compounds identified in an analysis at a secondary dilution factor. If a sample or extract is re-analyzed at a higher dilution factor, as in the "E" flag above, the "DL" suffix is appended to the sample number on the Form I for the diluted sample, and all concentration values reported on that Form I are flagged with the "D" flag. This flag alerts data users that any discrepancies between the concentrations reported may be due to dilution of the sample or extract.

A - This flag indicates that a TIC is a suspected aldol-condensation product.

X - This flag indicates suspected column bleed.

Y - This flag denotes concentration of tentatively identified compounds (TICs) to be biased low due to matrix interference with internal standard.

Z - Other specific flags may be required to properly define the results. If used, they must be fully described and such description attached to the Sample Data Summary Package and the SDG narrative. Begin by using "X". If more than one flag is required use "Y" and "Z" as needed. If more than five qualifiers are required for a sample result, used the "X" flag to combine several flags as needed. For instance, the "X" flag might combine "A", "B", and "D" flags for some samples. The laboratory defined flags limited to the letters "X", "Y" and "Z".

The combination of flags "BU" or "UB" is expressly prohibited. Blank contaminants are flagged "B" only when they are detected in the sample.

H2M LABS, INC.

QUALIFIERS FOR METALS ANALYSIS

Q (Quality Control) Qualifiers

E - The reported value is estimated because of the presence of interference. An explanatory note is included in the SDG narrative.

M - Duplicate injection precision not met.

N - Matrix spike sample recovery not within control limits.

S - The reported value was determined by the Method of Standard Additions (MSA).

+ - Correlation coefficient for the MSA is less than 0.995

W - Post digestion spike for Furnace AA analysis is out of control limits (85-115%), while sample absorbance is less than 50% of spike absorbance.

* - Duplicate analysis is not within control limits.

C (Concentration) Qualifiers

B - Entered if the reported value is less than the Contract Required Detection Limit (CRDL) but greater than the Instrument Detection Limit (IDL).

U - Entered if the analyte was analyzed for but not detected, i.e., less than the IDL.

M (Method) Qualifiers

P - Analyzed by ICP.
M - Analyzed by ICP-MS
A - Analyzed by Flame AA.
F - Analyzed by Furnace AA.
CV - Analyzed by Manual Cold Vapor techniques.
AV - Analyzed by Automated Cold Vapor techniques.
C - Analyzed by Manual Spectrophotometric Method.
CA- Analyzed by Midi-distillation Spectrophotometric Method.
NR - Analyte not Required.

PSS116 S47

1A

VOLATILE ORGANICS ANALYSIS DATA SHEET

EPA SAMPLE NO.

5WI

Lab Name: H2M LABS, INC. Contract: _____

Lab Code: 10478 Case No.: KEY-PSS SAS No.: _____ SDG No.: PSS116

Matrix: (soil/water) WATER Lab Sample ID: 0711903-001A

Sample wt/vol: 5 (g/mL) ML Lab File ID: A\A56566.D

Level: (low/med) LOW Date Received: 10/15/07

% Moisture: not dec. Date Analyzed: 10/23/07

GC Column: ZB-624 ID: .18 (mm) Dilution Factor: 1.00

Soil Extract Volume: _____ (µL) Soil Aliquot Volume _____ (µL)

CAS NO.	COMPOUND	CONCENTRATION UNITS: (µg/L or µg/Kg) UG/L	Q
74-87-3	Chloromethane	10	U
74-83-9	Bromomethane	10	U
75-01-4	Vinyl chloride	10	U
75-00-3	Chloroethane	10	U
75-09-2	Methylene chloride	10	U
67-64-1	Acetone	10	U
75-35-4	1,1-Dichloroethene	10	U
75-15-0	Carbon disulfide	10	U
75-34-3	1,1-Dichloroethane	10	U
540-59-0	1,2-Dichloroethene (total)	10	U
67-66-3	Chloroform	10	U
107-06-2	1,2-Dichloroethane	10	U
78-93-3	2-Butanone	10	U
71-55-6	1,1,1-Trichloroethane	10	U
56-23-5	Carbon tetrachloride	10	U
75-27-4	Bromodichloromethane	10	U
78-87-5	1,2-Dichloropropane	10	U
10061-01-5	cis-1,3-Dichloropropene	10	U
79-01-6	Trichloroethene	10	U
124-48-1	Dibromochloromethane	10	U
79-00-5	1,1,2-Trichloroethane	10	U
71-43-2	Benzene	10	U
10061-02-6	trans-1,3-Dichloropropene	10	U
75-25-2	Bromoform	10	U
108-10-1	4-Methyl-2-pentanone	10	U
591-78-6	2-Hexanone	10	U
127-18-4	Tetrachloroethene	10	U
79-34-5	1,1,2,2-Tetrachloroethane	10	U
108-88-3	Toluene	10	U
108-90-7	Chlorobenzene	10	U
100-41-4	Ethylbenzene	10	U
100-42-5	Styrene	10	U
1330-20-7	Xylene (total)	10	U

PSS116 S48

1F

VOLATILE ORGANICS ANALYSIS DATA SHEET

TENTATIVELY IDENTIFIED COMPOUNDS

EPA SAMPLE NO.

5WI

Lab Name: H2M LABS, INC. Contract: _____

Lab Code: 10478 Case No.: KEY-PSS SAS No.: _____ SDG No.: PSS116

Matrix: (soil/water) WATER Lab Sample ID: 0711903-001A

Sample wt/vol: 5 (g/mL) ML Lab File ID: A\A56566.D

Level: (low/med) LOW Date Received: 10/15/07

% Moisture: not dec. Date Analyzed: 10/23/07

GC Column: ZB-624 ID: .18 (mm) Dilution Factor: 1.00

Soil Extract Volume: (µl) Soil Aliquot Volume: 0 (µL)

CONCENTRATION UNITS:

Number TICs found: 0 (µg/L or µg/Kg) UG/L

CAS NUMBER	COMPOUND NAME	RT	EST.CONC.	Q

PSS116 S40

1C

SEMIVOLATILE ORGANICS ANALYSIS DATA SHEET

EPA SAMPLE NO.

GPESB-5WI

Lab Name: H2M LABS, INC. Contract: _____

Lab Code: 10478 Case No.: KEY-PSS SAS No.: _____ SDG No.: PSS116

Matrix: (soil/water) WATER Lab Sample ID: 0711903-001B

Sample wt/vol: 1000 (g/mL) ML Lab File ID: A\C37935.D

Level: (low/med) LOW Date Received: 10/15/07

% Moisture: Decanted: (Y/N) N Date Extracted: 10/18/07

Concentrated Extract Volume: 1000 (µL) Date Analyzed: 10/23/07

Injection Volume: 2 (µL) Dilution Factor: 1.00

GPC Cleanup: (Y/N) N pH: ____ Extraction: (Type) SEPF

CAS NO.	COMPOUND	CONCENTRATION UNITS: (µg/L or µg/Kg) UG/L	Q
108-95-2	Phenol	10	U
111-44-4	Bis(2-chloroethyl)ether	10	U
95-57-8	2-Chlorophenol	10	U
541-73-1	1,3-Dichlorobenzene	10	U
106-46-7	1,4-Dichlorobenzene	10	U
95-50-1	1,2-Dichlorobenzene	10	U
95-48-7	2-Methylphenol	10	U
108-60-1	2,2'-oxybis(1-Chloropropane)	10	U
106-44-5	4-Methylphenol	10	U
621-64-7	N-Nitroso-di-n-propylamine	10	U
67-72-1	Hexachloroethane	10	U
98-95-3	Nitrobenzene	10	U
78-59-1	Isophorone	10	U
88-75-5	2-Nitrophenol	10	U
105-67-9	2,4-Dimethylphenol	10	U
111-91-1	Bis(2-chloroethoxy)methane	10	U
120-83-2	2,4-Dichlorophenol	10	U
120-82-1	1,2,4-Trichlorobenzene	10	U
91-20-3	Naphthalene	10	U
106-47-8	4-Chloroaniline	10	U
87-68-3	Hexachlorobutadiene	10	U
59-50-7	4-Chloro-3-methylphenol	10	U
91-57-6	2-Methylnaphthalene	10	U
77-47-4	Hexachlorocyclopentadiene	10	U
88-06-2	2,4,6-Trichlorophenol	10	U
95-95-4	2,4,5-Trichlorophenol	25	U
91-58-7	2-Chloronaphthalene	10	U
88-74-4	2-Nitroaniline	25	U
131-11-3	Dimethylphthalate	10	U
208-96-8	Acenaphthylene	10	U
606-20-2	2,6-Dinitrotoluene	10	U
99-09-2	3-Nitroaniline	25	U
83-32-9	Acenaphthene	10	U
51-28-5	2,4-Dinitrophenol	25	U
100-02-7	4-Nitrophenol	25	U
132-64-9	Dibenzofuran	10	U

PSS116 S50

1D

SEMIVOLATILE ORGANICS ANALYSIS DATA SHEET

EPA SAMPLE NO.

GPESB-5WI

Lab Name: H2M LABS, INC. Contract: _____

Lab Code: 10478 Case No.: KEY-PSS SAS No.: _____ SDG No.: PSS116

Matrix: (soil/water) WATER Lab Sample ID: 0711903-001B

Sample wt/vol: 1000 (g/mL) ML Lab File ID: A\C37935.D

Level: (low/med) LOW Date Received: 10/15/07

% Moisture: Decanted: (Y/N) N Date Extracted: 10/18/07

Concentrated Extract Volume: 1000 (µL) Date Analyzed: 10/23/07

Injection Volume: 2 (µL) Dilution Factor: 1.00

GPC Cleanup: (Y/N) N pH: ____ Extraction: (Type) SEPF

CAS NO.	COMPOUND	CONCENTRATION UNITS: (µg/L or µg/Kg) UG/L	Q
121-14-2	2,4-Dinitrotoluene	10	U
84-66-2	Diethylphthalate	10	U
7005-72-3	4-Chlorophenyl-phenylether	10	U
86-73-7	Fluorene	10	U
100-01-6	4-Nitroaniline	25	U
534-52-1	4,6-Dinitro-2-methylphenol	25	U
86-30-6	N-Nitrosodiphenylamine	10	U
101-55-3	4-Bromophenyl-phenylether	10	U
118-74-1	Hexachlorobenzene	10	U
87-86-5	Pentachlorophenol	25	U
85-01-8	Phenanthrene	10	U
120-12-7	Anthracene	10	U
86-74-8	Carbazole	10	U
84-74-2	Di-n-butyl phthalate	10	U
206-44-0	Fluoranthene	10	U
129-00-0	Pyrene	10	U
85-68-7	Butyl benzyl phthalate	10	U
91-94-1	3,3'-Dichlorobenzidine	10	U
56-55-3	Benzo(a)anthracene	10	U
218-01-9	Chrysene	10	U
117-81-7	Bis(2-ethylhexyl)phthalate	10	U
117-84-0	Di-n-octyl phthalate	10	U
205-99-2	Benzo(b)fluoranthene	10	U
207-08-9	Benzo(k)fluoranthene	10	U
50-32-8	Benzo(a)pyrene	10	U
193-39-5	Indeno(1,2,3-cd)pyrene	10	U
53-70-3	Dibenzo(a,h)anthracene	10	U
191-24-2	Benzo(g,h,i)perylene	10	U

(1) Cannot be separated from Diphenylamine

PSS116 S51

1G

EPA SAMPLE NO.

GPESB-5WI

SEMIVOLATILE ORGANICS ANALYSIS DATA SHEET
TENTATIVELY IDENTIFIED COMPOUNDS

Lab Name: H2M LABS, INC. Contract: ____

Lab Code: 10478 Case No.: KEY-PSS SAS No.: ____ SDG No.: PSS116

Matrix: (soil/water) WATER Lab Sample ID: 0711903-001B

Sample wt/vol: 1000 (g/mL) ML Lab File ID: A\C37935.D

Level: (low/med) LOW Date Received: 10/15/07

% Moisture: Decanted:(Y/N) N Date Extracted: 10/18/07

Concentrated Extract Volume: 1000 (µl) Date Analyzed: 10/23/07

Injection Volume: 2 (µl) Dilution Factor: 1.00

GPC Cleanup: (Y/N) N pH: ____ Extraction: (Type) SEPF

CONCENTRATION UNITS:

Number TICs found: 2 (µg/L or µg/Kg) UG/L

CAS NUMBER	COMPOUND NAME	RT	EST.CONC.	Q
1.	dimethylethyl Phenol isomer	10.61	2	J
2. 112-84-5	Erucylamide	16.56	5	JN

PSS116 S52

1E

PESTICIDE ORGANICS ANALYSIS DATA SHEET

EPA SAMPLE NO.

GPESB-5WI

Lab Name: H2M LABS, INC. Contract: _____

Lab Code: 10478 Case No.: KEY-PSS SAS No.: _____ SDG No.: PSS116

Matrix: (soil/water) WATER Lab Sample ID: 0711903-001B

Sample wt/vol: 1000 (g/mL) ML Lab File ID: a00499.raw

% Moisture: Decanted: (Y/N) N Date Received: 10/15/07

Extraction: (Type) SEPF Date Extracted: 10/17/07

Concentrated Extract Volume: 10000 (uL) Date Analyzed: 10/26/07

Injection Volume: 0.5 (uL) Dilution Factor: 1.00

GPC Cleanup: (Y/N) N pH: ____ Sulfur Cleanup: (Y/N) N

CAS NO	COMPOUND	CONCENTRATION UNITS: (µg/L or µg/Kg) UG/L	Q
12674-11-2	Aroclor 1016	1.0	U
11104-28-2	Aroclor 1221	2.0	U
11141-16-5	Aroclor 1232	1.0	U
53469-21-9	Aroclor 1242	1.0	U
12672-29-6	Aroclor 1248	1.0	U
11097-69-1	Aroclor 1254	1.0	U
11096-82-5	Aroclor 1260	1.0	U

PSS116 S53

U.S. EPA - CLP

1

INORGANIC ANALYSIS DATA SHEET

EPA SAMPLE NO

GPESB-5WI

Lab Name: H2M LABS, INC.

Lab Code: 10478 Case No. SAS No.: SDG No.: PSS116

Matrix (soil/water): WATER Lab Sample ID: 0711903-001

Level (low/med): LOW Date Received: 10/15/2007

% Solids: 0.0

Concentration Units (ug/L or mg/kg dry weight): UG/L

CAS No.	Analyte	Concentration	C	Q	M
7440-38-2	Arsenic	1.8	U		P
7440-39-3	Barium	266			P
7440-43-9	Cadmium	0.55	B		P
7440-47-3	Chromium	2.6	B		P
57-12-5	Cyanide	165		N	CA
7439-92-1	Lead	6.8			P
7439-97-6	Mercury	0.10	U		CV
7782-49-2	Selenium	2.4	U		P
7440-22-4	Silver	1.7	B		P

Color Before: COLORLESS Clarity Before: CLEAR Texture: _____

Color After: COLORLESS Clarity After: CLEAR Artifacts: _____

Comments:

Date Reported: 10/29/07

PSS116 S54

1C

SEMIVOLATILE ORGANICS ANALYSIS DATA SHEET

EPA SAMPLE NO.

GPESB-6WIDL

Lab Name: H2M LABS, INC. Contract: _____

Lab Code: 10478 Case No.: KEY-PSS SAS No.: _____ SDG No.: PSS116

Matrix: (soil/water) WATER Lab Sample ID: 0711903-002BDL

Sample wt/vol: 1000 (g/mL) ML Lab File ID: A\C37995.D

Level: (low/med) LOW Date Received: 10/15/07

% Moisture: Decanted: (Y/N) N Date Extracted: 10/18/07

Concentrated Extract Volume: 1000 (µL) Date Analyzed: 10/26/07

Injection Volume: 2 (µL) Dilution Factor: 4.00

GPC Cleanup: (Y/N) N pH: ____ Extraction: (Type) SEPF

CAS NO.	COMPOUND	CONCENTRATION UNITS: (µg/L or µg/Kg) UG/L	Q
108-95-2	Phenol	43	D
111-44-4	Bis(2-chloroethyl)ether	40	U
95-57-8	2-Chlorophenol	40	U
541-73-1	1,3-Dichlorobenzene	40	U
106-46-7	1,4-Dichlorobenzene	40	U
95-50-1	1,2-Dichlorobenzene	40	U
95-48-7	2-Methylphenol	43	D
108-60-1	2,2'-oxybis(1-Chloropropane)	40	U
106-44-5	4-Methylphenol	95	D
621-64-7	N-Nitroso-di-n-propylamine	40	U
67-72-1	Hexachloroethane	40	U
98-95-3	Nitrobenzene	40	U
78-59-1	Isophorone	40	U
88-75-5	2-Nitrophenol	40	U
105-67-9	2,4-Dimethylphenol	59	D
111-91-1	Bis(2-chloroethoxy)methane	40	U
120-83-2	2,4-Dichlorophenol	40	U
120-82-1	1,2,4-Trichlorobenzene	40	U
91-20-3	Naphthalene	250	D
106-47-8	4-Chloroaniline	40	U
87-68-3	Hexachlorobutadiene	40	U
59-50-7	4-Chloro-3-methylphenol	40	U
91-57-6	2-Methylnaphthalene	23	DJ
77-47-4	Hexachlorocyclopentadiene	40	U
88-06-2	2,4,6-Trichlorophenol	40	U
95-95-4	2,4,5-Trichlorophenol	100	U
91-58-7	2-Chloronaphthalene	40	U
88-74-4	2-Nitroaniline	100	U
131-11-3	Dimethylphthalate	40	U
208-96-8	Acenaphthylene	40	U
606-20-2	2,6-Dinitrotoluene	40	U
99-09-2	3-Nitroaniline	100	U
83-32-9	Acenaphthene	6	DJ
51-28-5	2,4-Dinitrophenol	100	U
100-02-7	4-Nitrophenol	100	U
132-64-9	Dibenzofuran	14	DJ

PSS116 SS09

1D

SEMIVOLATILE ORGANICS ANALYSIS DATA SHEET

EPA SAMPLE NO.

GPESB-6WIDL

Lab Name: H2M LABS, INC. Contract: _____

Lab Code: 10478 Case No.: KEY-PSS SAS No.: _____ SDG No.: PSS116

Matrix: (soil/water) WATER Lab Sample ID: 0711903-002BDL

Sample wt/vol: 1000 (g/mL) ML Lab File ID: A\C37995.D

Level: (low/med) LOW Date Received: 10/15/07

% Moisture: Decanted: (Y/N) N Date Extracted: 10/18/07

Concentrated Extract Volume: 1000 (µL) Date Analyzed: 10/26/07

Injection Volume: 2 (µL) Dilution Factor: 4.00

GPC Cleanup: (Y/N) N pH: ____ Extraction: (Type) SEPF

CAS NO.	COMPOUND	CONCENTRATION UNITS: (µg/L or µg/Kg) UG/L	Q
121-14-2	2,4-Dinitrotoluene	40	U
84-66-2	Diethylphthalate	40	U
7005-72-3	4-Chlorophenyl-phenylether	40	U
86-73-7	Fluorene	14	DJ
100-01-6	4-Nitroaniline	100	U
534-52-1	4,6-Dinitro-2-methylphenol	100	U
86-30-6	N-Nitrosodiphenylamine	40	U
101-55-3	4-Bromophenyl-phenylether	40	U
118-74-1	Hexachlorobenzene	40	U
87-86-5	Pentachlorophenol	100	U
85-01-8	Phenanthrene	22	DJ
120-12-7	Anthracene	40	U
86-74-8	Carbazole	33	DJ
84-74-2	Di-n-butyl phthalate	40	U
206-44-0	Fluoranthene	40	U
129-00-0	Pyrene	40	U
85-68-7	Butyl benzyl phthalate	40	U
91-94-1	3,3'-Dichlorobenzidine	40	U
56-55-3	Benzo(a)anthracene	40	U
218-01-9	Chrysene	40	U
117-81-7	Bis(2-ethylhexyl)phthalate	40	U
117-84-0	Di-n-octyl phthalate	40	U
205-99-2	Benzo(b)fluoranthene	40	U
207-08-9	Benzo(k)fluoranthene	40	U
50-32-8	Benzo(a)pyrene	40	U
193-39-5	Indeno(1,2,3-cd)pyrene	40	U
53-70-3	Dibenzo(a,h)anthracene	40	U
191-24-2	Benzo(g,h,i)perylene	40	U

(1) Cannot be separated from Diphenylamine

PSS116 S61

1G

EPA SAMPLE NO.

GPESB-6WIDL

SEMIVOLATILE ORGANICS ANALYSIS DATA SHEET
TENTATIVELY IDENTIFIED COMPOUNDS

Lab Name: H2M LABS, INC. Contract: ____

Lab Code: 10478 Case No.: KEY-PSS SAS No.: ____ SDG No.: PSS116

Matrix: (soil/water) WATER Lab Sample ID: 0711903-002BDL

Sample wt/vol: 1000 (g/mL) ML Lab File ID: A\C37995.D

Level: (low/med) LOW Date Received: 10/15/07

% Moisture: Decanted:(Y/N) N Date Extracted: 10/18/07

Concentrated Extract Volume: 1000 (µl) Date Analyzed: 10/26/07

Injection Volume: 2 (µl) Dilution Factor: 4.00

GPC Cleanup: (Y/N) N pH: ____ Extraction: (Type) SEPF

CONCENTRATION UNITS:

Number TICs found: 10 (µg/L or µg/Kg) UG/L

CAS NUMBER	COMPOUND NAME	RT	EST.CONC.	Q
1.	unknown (6.38)	6.38	9	JD
2.	dimethyl Phenol isomer	6.95	43	JD
3.	Benzothiophene isomer	7.37	20	JD
4. 91-22-5	Quinoline	7.85	32	JNDY
5. 119-65-3	Isoquinoline	8.11	8	JNDY
6.	unknown (8.38)	8.38	10	JD
7. 91-63-4	Quinoline, 2-methyl-	8.59	10	JND
8. 90-12-0	Naphthalene, 1-methyl-	8.65	20	JND
9.	unknown (13.3)	13.30	11	JD
10.	unknown (13.87)	13.87	10	JD

PSS116 S62

1A

VOLATILE ORGANICS ANALYSIS DATA SHEET

EPA SAMPLE NO.

8WS

Lab Name: H2M LABS, INC. Contract: _____

Lab Code: 10478 Case No.: KEY-PSS SAS No.: _____ SDG No.: PSS116

Matrix: (soil/water) WATER Lab Sample ID: 0711903-003A

Sample wt/vol: 5 (g/mL) ML Lab File ID: A\A56568.D

Level: (low/med) LOW Date Received: 10/15/07

% Moisture: not dec. Date Analyzed: 10/23/07

GC Column: ZB-624 ID: .18 (mm) Dilution Factor: 1.00

Soil Extract Volume: _____ (µL) Soil Aliquot Volume _____ (µL)

CAS NO.	COMPOUND	CONCENTRATION UNITS: (µg/L or µg/Kg) UG/L	Q
74-87-3	Chloromethane	10	U
74-83-9	Bromomethane	10	U
75-01-4	Vinyl chloride	10	U
75-00-3	Chloroethane	10	U
75-09-2	Methylene chloride	10	U
67-64-1	Acetone	10	U
75-35-4	1,1-Dichloroethene	10	U
75-15-0	Carbon disulfide	10	U
75-34-3	1,1-Dichloroethane	10	U
540-59-0	1,2-Dichloroethene (total)	10	U
67-66-3	Chloroform	10	U
107-06-2	1,2-Dichloroethane	10	U
78-93-3	2-Butanone	10	U
71-55-6	1,1,1-Trichloroethane	10	U
56-23-5	Carbon tetrachloride	10	U
75-27-4	Bromodichloromethane	10	U
78-87-5	1,2-Dichloropropane	10	U
10061-01-5	cis-1,3-Dichloropropene	10	U
79-01-6	Trichloroethene	10	U
124-48-1	Dibromochloromethane	10	U
79-00-5	1,1,2-Trichloroethane	10	U
71-43-2	Benzene	10	U
10061-02-6	trans-1,3-Dichloropropene	10	U
75-25-2	Bromoform	10	U
108-10-1	4-Methyl-2-pentanone	10	U
591-78-6	2-Hexanone	10	U
127-18-4	Tetrachloroethene	10	U
79-34-5	1,1,2,2-Tetrachloroethane	10	U
108-88-3	Toluene	10	U
108-90-7	Chlorobenzene	10	U
100-41-4	Ethylbenzene	10	U
100-42-5	Styrene	10	U
1330-20-7	Xylene (total)	10	U

PSS116 S65

1F

VOLATILE ORGANICS ANALYSIS DATA SHEET

TENTATIVELY IDENTIFIED COMPOUNDS

EPA SAMPLE NO.

8WS

Lab Name: H2M LABS, INC. Contract: _____

Lab Code: 10478 Case No.: KEY-PSS SAS No.: _____ SDG No.: PSS116

Matrix: (soil/water) WATER Lab Sample ID: 0711903-003A

Sample wt/vol: 5 (g/mL) ML Lab File ID: A\A56568.D

Level: (low/med) LOW Date Received: 10/15/07

% Moisture: not dec. Date Analyzed: 10/23/07

GC Column: ZB-624 ID: .18 (mm) Dilution Factor: 1.00

Soil Extract Volume: (µl) Soil Aliquot Volume: 0 (µL)

CONCENTRATION UNITS:

Number TICs found: 0 (µg/L or µg/Kg) UG/L

CAS NUMBER	COMPOUND NAME	RT	EST.CONC.	Q

PSS116S66

1C

SEMIVOLATILE ORGANICS ANALYSIS DATA SHEET

EPA SAMPLE NO.

GPESB-8WS

Lab Name: H2M LABS, INC. Contract: _____

Lab Code: 10478 Case No.: KEY-PSS SAS No.: _____ SDG No.: PSS116

Matrix: (soil/water) WATER Lab Sample ID: 0711903-003B

Sample wt/vol: 1000 (g/mL) ML Lab File ID: A\C37937.D

Level: (low/med) LOW Date Received: 10/15/07

% Moisture: Decanted: (Y/N) N Date Extracted: 10/18/07

Concentrated Extract Volume: 1000 (µL) Date Analyzed: 10/23/07

Injection Volume: 2 (µL) Dilution Factor: 1.00

GPC Cleanup: (Y/N) N pH: ____ Extraction: (Type) SEPF

CAS NO.	COMPOUND	CONCENTRATION UNITS: (µg/L or µg/Kg) UG/L	Q
108-95-2	Phenol	10	U
111-44-4	Bis(2-chloroethyl)ether	10	U
95-57-8	2-Chlorophenol	10	U
541-73-1	1,3-Dichlorobenzene	10	U
106-46-7	1,4-Dichlorobenzene	10	U
95-50-1	1,2-Dichlorobenzene	10	U
95-48-7	2-Methylphenol	10	U
108-60-1	2,2'-oxybis(1-Chloropropane)	10	U
106-44-5	4-Methylphenol	10	U
621-64-7	N-Nitroso-di-n-propylamine	10	U
67-72-1	Hexachloroethane	10	U
98-95-3	Nitrobenzene	10	U
78-59-1	Isophorone	10	U
88-75-5	2-Nitrophenol	10	U
105-67-9	2,4-Dimethylphenol	10	U
111-91-1	Bis(2-chloroethoxy)methane	10	U
120-83-2	2,4-Dichlorophenol	10	U
120-82-1	1,2,4-Trichlorobenzene	10	U
91-20-3	Naphthalene	10	U
106-47-8	4-Chloroaniline	10	U
87-68-3	Hexachlorobutadiene	10	U
59-50-7	4-Chloro-3-methylphenol	10	U
91-57-6	2-Methylnaphthalene	10	U
77-47-4	Hexachlorocyclopentadiene	10	U
88-06-2	2,4,6-Trichlorophenol	10	U
95-95-4	2,4,5-Trichlorophenol	25	U
91-58-7	2-Chloronaphthalene	10	U
88-74-4	2-Nitroaniline	25	U
131-11-3	Dimethylphthalate	10	U
208-96-8	Acenaphthylene	10	U
606-20-2	2,6-Dinitrotoluene	10	U
99-09-2	3-Nitroaniline	25	U
83-32-9	Acenaphthene	10	U
51-28-5	2,4-Dinitrophenol	25	U
100-02-7	4-Nitrophenol	25	U
132-64-9	Dibenzofuran	10	U

PSS116.S67

1B

SEMIVOLATILE ORGANICS ANALYSIS DATA SHEET

EPA SAMPLE NO.

GPESB-8WS

Lab Name: B2M LABS, INC. Contract: _____

Lab Code: 10478 Case No.: KEY-PSS SAS No.: _____ SDG No.: PSS116

Matrix: (soil/water) WATER Lab Sample ID: 0711903-003B

Sample wt/vol: 1000 (g/mL) ML Lab File ID: A\C37937.D

Level: (low/med) LOW Date Received: 10/15/07

% Moisture: Decanted: (Y/N) N Date Extracted: 10/18/07

Concentrated Extract Volume: 1000 (µL) Date Analyzed: 10/23/07

Injection Volume: 2 (µL) Dilution Factor: 1.00

GPC Cleanup: (Y/N) N pH: ____ Extraction: (Type) SEPF

CAS NO.	COMPOUND	CONCENTRATION UNITS: (µg/L or µg/Kg) UG/L	Q
121-14-2	2,4-Dinitrotoluene	10	U
84-66-2	Diethylphthalate	10	U
7005-72-3	4-Chlorophenyl-phenylether	10	U
86-73-7	Fluorene	10	U
100-01-6	4-Nitroaniline	25	U
534-52-1	4,6-Dinitro-2-methylphenol	25	U
86-30-6	N-Nitrosodiphenylamine	10	U
101-55-3	4-Bromophenyl-phenylether	10	U
118-74-1	Hexachlorobenzene	10	U
87-86-5	Pentachlorophenol	25	U
85-01-8	Phenanthrene	10	U
120-12-7	Anthracene	10	U
86-74-8	Carbazole	10	U
84-74-2	Di-n-butyl phthalate	10	U
206-44-0	Fluoranthene	10	U
129-00-0	Pyrene	10	U
85-68-7	Butyl benzyl phthalate	10	U
91-94-1	3,3'-Dichlorobenzidine	10	U
56-55-3	Benzo(a)anthracene	10	U
218-01-9	Chrysene	10	U
117-81-7	Bis(2-ethylhexyl)phthalate	10	U
117-84-0	Di-n-octyl phthalate	10	U
205-99-2	Benzo(b)fluoranthene	10	U
207-08-9	Benzo(k)fluoranthene	10	U
50-32-8	Benzo(a)pyrene	10	U
193-39-5	Indeno(1,2,3-cd)pyrene	10	U
53-70-3	Dibenzo(a,h)anthracene	10	U
191-24-2	Benzo(g,h,i)perylene	10	U

(1) Cannot be separated from Diphenylamine

PSS116 S68

1G

SEMIVOLATILE ORGANICS ANALYSIS DATA SHEET
TENTATIVELY IDENTIFIED COMPOUNDS

EPA SAMPLE NO.

GPESB-8WS

Lab Name: H2M LABS, INC. Contract: ____

Lab Code: 10478 Case No.: KEY-PSS SAS No.: ____ SDG No.: PSS116

Matrix: (soil/water) WATER Lab Sample ID: 0711903-003B

Sample wt/vol: 1000 (g/mL) ML Lab File ID: A\C37937.D

Level: (low/med) LOW Date Received: 10/15/07

% Moisture: Decanted:(Y/N) N Date Extracted: 10/18/07

Concentrated Extract Volume: 1000 (µl) Date Analyzed: 10/23/07

Injection Volume: 2 (µl) Dilution Factor: 1.00

GPC Cleanup: (Y/N) N pH: ____ Extraction: (Type) SEPF

CONCENTRATION UNITS:
(µg/L or µg/Kg) UG/L

Number TICs found: 4

CAS NUMBER	COMPOUND NAME	RT	EST.CONC.	Q
1.	unknown (4.22)	4.22	2	J
2.	unknown (4.26)	4.26	2	J
3. 57-10-3	n-Hexadecanoic acid	14.03	4	JN
4. 112-84-5	Erucylamide	16.57	3	JN

PSS116.S69

1E

PESTICIDE ORGANICS ANALYSIS DATA SHEET

EPA SAMPLE NO.

GPESB-8WS

Lab Name: H2M LABS, INC. Contract: _____

Lab Code: 10478 Case No.: KEY-PSS SAS No.: _____ SDG No.: PSS116

Matrix: (soil/water) WATER Lab Sample ID: 0711903-003B

Sample wt/vol: 1000 (g/mL) ML Lab File ID: a00501.raw

% Moisture: Decanted: (Y/N) N Date Received: 10/15/07

Extraction: (Type) SEPF Date Extracted: 10/17/07

Concentrated Extract Volume: 10000 (uL) Date Analyzed: 10/26/07

Injection Volume: 0.5 (uL) Dilution Factor: 1.00

GPC Cleanup: (Y/N) N pH: ____ Sulfur Cleanup: (Y/N) N

CAS NO	COMPOUND	CONCENTRATION UNITS: (µg/L or µg/Kg) UG/L	Q
12674-11-2	Aroclor 1016	1.0	U
11104-28-2	Aroclor 1221	2.0	U
11141-16-5	Aroclor 1232	1.0	U
53469-21-9	Aroclor 1242	1.0	U
12672-29-6	Aroclor 1248	1.0	U
11097-69-1	Aroclor 1254	1.0	U
11096-82-5	Aroclor 1260	1.0	U

PSS116 S70

U.S. EPA - CLP

1

INORGANIC ANALYSIS DATA SHEET

EPA SAMPLE NO

GPESB-8WS

Lab Name: H2M LABS, INC.

Lab Code: 10478 Case No. SAS No.: SDG No.: PSS116

Matrix (soil/water): WATER Lab Sample ID: 0711903-003

Level (low/med): LOW Date Received: 10/15/2007

% Solids: 0.0

Concentration Units (ug/L or mg/kg dry weight): UG/L

CAS No.	Analyte	Concentration	C	Q	M
7440-38-2	Arsenic	1.8	U		P
7440-39-3	Barium	199	B		P
7440-43-9	Cadmium	0.32	U		P
7440-47-3	Chromium	0.57	U		P
57-12-5	Cyanide	27.0		N	CA
7439-92-1	Lead	1.4	U		P
7439-97-6	Mercury	0.10	U		CV
7782-49-2	Selenium	2.4	U		P
7440-22-4	Silver	0.47	B		P

Color Before: COLORLESS Clarity Before: CLEAR Texture: _____

Color After: COLORLESS Clarity After: CLEAR Artifacts: _____

Comments:

Date Reported: 10/29/07

PSS116 S71

1A

VOLATILE ORGANICS ANALYSIS DATA SHEET

EPA SAMPLE NO.

TB101507

Lab Name: H2M LABS, INC. Contract: _____

Lab Code: 10478 Case No.: KEY-PSS SAS No.: _____ SDG No.: PSS116

Matrix: (soil/water) WATER Lab Sample ID: 0711903-004A

Sample wt/vol: 5 (g/mL) ML Lab File ID: A\A56561.D

Level: (low/med) LOW Date Received: 10/15/07

% Moisture: not dec. Date Analyzed: 10/22/07

GC Column: ZB-624 ID: .18 (mm) Dilution Factor: 1.00

Soil Extract Volume: _____ (µL) Soil Aliquot Volume _____ (µL)

CONCENTRATION UNITS:

CAS NO.	COMPOUND	(µg/L or µg/Kg) UG/L	Q
74-87-3	Chloromethane	10	U
74-83-9	Bromomethane	10	U
75-01-4	Vinyl chloride	10	U
75-00-3	Chloroethane	10	U
75-09-2	Methylene chloride	10	U
67-64-1	Acetone	6	BJ
75-35-4	1,1-Dichloroethene	10	U
75-15-0	Carbon disulfide	10	U
75-34-3	1,1-Dichloroethane	10	U
540-59-0	1,2-Dichloroethene (total)	10	U
67-66-3	Chloroform	10	U
107-06-2	1,2-Dichloroethane	10	U
78-93-3	2-Butanone	10	U
71-55-6	1,1,1-Trichloroethane	10	U
56-23-5	Carbon tetrachloride	10	U
75-27-4	Bromodichloromethane	10	U
78-87-5	1,2-Dichloropropane	10	U
10061-01-5	cis-1,3-Dichloropropene	10	U
79-01-6	Trichloroethene	10	U
124-48-1	Dibromochloromethane	10	U
79-00-5	1,1,2-Trichloroethane	10	U
71-43-2	Benzene	10	U
10061-02-6	trans-1,3-Dichloropropene	10	U
75-25-2	Bromoform	10	U
108-10-1	4-Methyl-2-pentanone	10	U
591-78-6	2-Hexanone	10	U
127-18-4	Tetrachloroethene	10	U
79-34-5	1,1,2,2-Tetrachloroethane	10	U
108-88-3	Toluene	10	U
108-90-7	Chlorobenzene	10	U
100-41-4	Ethylbenzene	10	U
100-42-5	Styrene	10	U
1330-20-7	Xylene (total)	10	U

PSS116 S72

1F

VOLATILE ORGANICS ANALYSIS DATA SHEET

TENTATIVELY IDENTIFIED COMPOUNDS

EPA SAMPLE NO.

TB101507

Lab Name: H2M LABS, INC. Contract: _____

Lab Code: 10478 Case No.: KEY-PSS SAS No.: _____ SDG No.: PSS116

Matrix: (soil/water) WATER Lab Sample ID: 0711903-004A

Sample wt/vol: 5 (g/mL) ML Lab File ID: A\A56561.D

Level: (low/med) LOW Date Received: 10/15/07

% Moisture: not dec. Date Analyzed: 10/22/07

GC Column: ZB-624 ID: .18 (mm) Dilution Factor: 1.00

Soil Extract Volume: (µl) Soil Aliquot Volume: 0 (µL)

CONCENTRATION UNITS:

Number TICs found: 0 (µg/L or µg/Kg) UG/L

CAS NUMBER	COMPOUND NAME	RT	EST.CONC.	Q

PSS116 S73

1A

VOLATILE ORGANICS ANALYSIS DATA SHEET

EPA SAMPLE NO.

SB101507

Lab Name: H2M LABS, INC. Contract: _____

Lab Code: 10478 Case No.: KEY-PSS SAS No.: _____ SDG No.: PSS116

Matrix: (soil/water) WATER Lab Sample ID: 0711903-005A

Sample wt/vol: 5 (g/mL) ML Lab File ID: A\A56562.D

Level: (low/med) LOW Date Received: 10/15/07

% Moisture: not dec. Date Analyzed: 10/23/07

GC Column: ZB-624 ID: .18 (mm) Dilution Factor: 1.00

Soil Extract Volume: _____ (µL) Soil Aliquot Volume _____ (µL)

CAS NO.	COMPOUND	CONCENTRATION UNITS: (µg/L or µg/Kg) UG/L	Q
74-87-3	Chloromethane	10	U
74-83-9	Bromomethane	10	U
75-01-4	Vinyl chloride	10	U
75-00-3	Chloroethane	10	U
75-09-2	Methylene chloride	10	U
67-64-1	Acetone	10	U
75-35-4	1,1-Dichloroethene	10	U
75-15-0	Carbon disulfide	10	U
75-34-3	1,1-Dichloroethane	10	U
540-59-0	1,2-Dichloroethene (total)	10	U
67-66-3	Chloroform	10	U
107-06-2	1,2-Dichloroethane	10	U
78-93-3	2-Butanone	10	U
71-55-6	1,1,1-Trichloroethane	10	U
56-23-5	Carbon tetrachloride	10	U
75-27-4	Bromodichloromethane	10	U
78-87-5	1,2-Dichloropropane	10	U
10061-01-5	cis-1,3-Dichloropropene	10	U
79-01-6	Trichloroethene	10	U
124-48-1	Dibromochloromethane	10	U
79-00-5	1,1,2-Trichloroethane	10	U
71-43-2	Benzene	10	U
10061-02-6	trans-1,3-Dichloropropene	10	U
75-25-2	Bromoform	10	U
108-10-1	4-Methyl-2-pentanone	10	U
591-78-6	2-Hexanone	10	U
127-18-4	Tetrachloroethene	10	U
79-34-5	1,1,2,2-Tetrachloroethane	10	U
108-88-3	Toluene	10	U
108-90-7	Chlorobenzene	10	U
100-41-4	Ethylbenzene	10	U
100-42-5	Styrene	10	U
1330-20-7	Xylene (total)	10	U

PSS116S74

1F

VOLATILE ORGANICS ANALYSIS DATA SHEET

TENTATIVELY IDENTIFIED COMPOUNDS

EPA SAMPLE NO.

SB101507

Lab Name: H2M LABS, INC. Contract: _____

Lab Code: 10478 Case No.: KEY-PSS SAS No.: _____ SDG No.: PSS116

Matrix: (soil/water) WATER Lab Sample ID: 0711903-005A

Sample wt/vol: 5 (g/mL) ML Lab File ID: A\A56562.D

Level: (low/med) LOW Date Received: 10/15/07

% Moisture: not dec. Date Analyzed: 10/23/07

GC Column: ZB-624 ID: .18 (mm) Dilution Factor: 1.00

Soil Extract Volume: (µl) Soil Aliquot Volume: 0 (µL)

CONCENTRATION UNITS:

Number TICs found: 0 (µg/L or µg/Kg) UG/L

CAS NUMBER	COMPOUND NAME	RT	EST.CONC.	Q

PSS116.S75

1A

VOLATILE ORGANICS ANALYSIS DATA SHEET

EPA SAMPLE NO.

5WS

Lab Name: H2M LABS, INC. Contract: _____

Lab Code: 10478 Case No.: KEY-PSS SAS No.: _____ SDG No.: PSS116

Matrix: (soil/water) WATER Lab Sample ID: 0711951-002A

Sample wt/vol: 5 (g/mL) ML Lab File ID: A\A56581.D

Level: (low/med) LOW Date Received: 10/16/07

% Moisture: not dec. Date Analyzed: 10/23/07

GC Column: ZB-624 ID: .18 (mm) Dilution Factor: 1.00

Soil Extract Volume: _____ (µL) Soil Aliquot Volume _____ (µL)

CAS NO.	COMPOUND	CONCENTRATION UNITS: (µg/L or µg/Kg) UG/L	Q
74-87-3	Chloromethane	10	U
74-83-9	Bromomethane	10	U
75-01-4	Vinyl chloride	10	U
75-00-3	Chloroethane	10	U
75-09-2	Methylene chloride	10	U
67-64-1	Acetone	10	U
75-35-4	1,1-Dichloroethene	10	U
75-15-0	Carbon disulfide	10	U
75-34-3	1,1-Dichloroethane	10	U
540-59-0	1,2-Dichloroethene (total)	10	U
67-66-3	Chloroform	10	U
107-06-2	1,2-Dichloroethane	10	U
78-93-3	2-Butanone	10	U
71-55-6	1,1,1-Trichloroethane	10	U
56-23-5	Carbon tetrachloride	10	U
75-27-4	Bromodichloromethane	10	U
78-87-5	1,2-Dichloropropane	10	U
10061-01-5	cis-1,3-Dichloropropene	10	U
79-01-6	Trichloroethene	10	U
124-48-1	Dibromochloromethane	10	U
79-00-5	1,1,2-Trichloroethane	10	U
71-43-2	Benzene	10	U
10061-02-6	trans-1,3-Dichloropropene	10	U
75-25-2	Bromoform	10	U
108-10-1	4-Methyl-2-pentanone	10	U
591-78-6	2-Hexanone	10	U
127-18-4	Tetrachloroethene	10	U
79-34-5	1,1,2,2-Tetrachloroethane	10	U
108-88-3	Toluene	10	U
108-90-7	Chlorobenzene	10	U
100-41-4	Ethylbenzene	10	U
100-42-5	Styrene	10	U
1330-20-7	Xylene (total)	10	U

DSS116 S23

1F

VOLATILE ORGANICS ANALYSIS DATA SHEET

TENTATIVELY IDENTIFIED COMPOUNDS

EPA SAMPLE NO.

5WS

Lab Name: H2M LABS, INC. Contract: _____

Lab Code: 10478 Case No.: KEY-PSS SAS No.: _____ SDG No.: PSS116

Matrix: (soil/water) WATER Lab Sample ID: 0711951-002A

Sample wt/vol: 5 (g/mL) ML Lab File ID: A\A56581.D

Level: (low/med) LOW Date Received: 10/16/07

% Moisture: not dec. Date Analyzed: 10/23/07

GC Column: ZB-624 ID: .18 (mm) Dilution Factor: 1.00

Soil Extract Volume: (µl) Soil Aliquot Volume: 0 (µL)

CONCENTRATION UNITS:

Number TICs found: 0 (µg/L or µg/Kg) UG/L

CAS NUMBER	COMPOUND NAME	RT	EST.CONC.	Q

PSS116 S84

1C

SEMIVOLATILE ORGANICS ANALYSIS DATA SHEET

EPA SAMPLE NO.

GPESB-5WS

Lab Name: H2M LABS, INC. Contract: _____

Lab Code: 10478 Case No.: KEY-PSS SAS No.: _____ SDG No.: PSS116

Matrix: (soil/water) WATER Lab Sample ID: 0711951-002B

Sample wt/vol: 1000 (g/mL) ML Lab File ID: A\C37960.D

Level: (low/med) LOW Date Received: 10/16/07

% Moisture: Decanted: (Y/N) N Date Extracted: 10/18/07

Concentrated Extract Volume: 1000 (µL) Date Analyzed: 10/24/07

Injection Volume: 2 (µL) Dilution Factor: 1.00

GPC Cleanup: (Y/N) N pH: ____ Extraction: (Type) SEPF

CAS NO.	COMPOUND	CONCENTRATION UNITS: (µg/L or µg/Kg) UG/L	Q
108-95-2	Phenol	10	U
111-44-4	Bis(2-chloroethyl)ether	10	U
95-57-8	2-Chlorophenol	10	U
541-73-1	1,3-Dichlorobenzene	10	U
106-46-7	1,4-Dichlorobenzene	10	U
95-50-1	1,2-Dichlorobenzene	10	U
95-48-7	2-Methylphenol	10	U
108-60-1	2,2'-oxybis(1-Chloropropane)	10	U
106-44-5	4-Methylphenol	10	U
621-64-7	N-Nitroso-di-n-propylamine	10	U
67-72-1	Hexachloroethane	10	U
98-95-3	Nitrobenzene	10	U
78-59-1	Isophorone	10	U
88-75-5	2-Nitrophenol	10	U
105-67-9	2,4-Dimethylphenol	10	U
111-91-1	Bis(2-chloroethoxy)methane	10	U
120-83-2	2,4-Dichlorophenol	10	U
120-82-1	1,2,4-Trichlorobenzene	10	U
91-20-3	Naphthalene	10	U
106-47-8	4-Chloroaniline	10	U
87-68-3	Hexachlorobutadiene	10	U
59-50-7	4-Chloro-3-methylphenol	10	U
91-57-6	2-Methylnaphthalene	10	U
77-47-4	Hexachlorocyclopentadiene	10	U
88-06-2	2,4,6-Trichlorophenol	10	U
95-95-4	2,4,5-Trichlorophenol	25	U
91-58-7	2-Chloronaphthalene	10	U
88-74-4	2-Nitroaniline	25	U
131-11-3	Dimethylphthalate	10	U
208-96-8	Acenaphthylene	10	U
606-20-2	2,6-Dinitrotoluene	10	U
99-09-2	3-Nitroaniline	25	U
83-32-9	Acenaphthene	10	U
51-28-5	2,4-Dinitrophenol	25	U
100-02-7	4-Nitrophenol	25	U
132-64-9	Dibenzofuran	10	U

PSS116 S85

1D

SEMIVOLATILE ORGANICS ANALYSIS DATA SHEET

EPA SAMPLE NO.

GPESB-5WS

Lab Name: H2M LABS, INC. Contract: _____

Lab Code: 10478 Case No.: KEY-PSS SAS No.: _____ SDG No.: PSS116

Matrix: (soil/water) WATER Lab Sample ID: 0711951-002B

Sample wt/vol: 1000 (g/mL) ML Lab File ID: A\C37960.D

Level: (low/med) LOW Date Received: 10/16/07

% Moisture: Decanted: (Y/N) N Date Extracted: 10/18/07

Concentrated Extract Volume: 1000 (µL) Date Analyzed: 10/24/07

Injection Volume: 2 (µL) Dilution Factor: 1.00

GPC Cleanup: (Y/N) N pH: ____ Extraction: (Type) SEPF

CAS NO.	COMPOUND	CONCENTRATION UNITS: (µg/L or µg/Kg) UG/L	Q
121-14-2	2,4-Dinitrotoluene	10	U
84-66-2	Diethylphthalate	10	U
7005-72-3	4-Chlorophenyl-phenylether	10	U
86-73-7	Fluorene	10	U
100-01-6	4-Nitroaniline	25	U
534-52-1	4,6-Dinitro-2-methylphenol	25	U
86-30-6	N-Nitrosodiphenylamine	10	U
101-55-3	4-Bromophenyl-phenylether	10	U
118-74-1	Hexachlorobenzene	10	U
87-86-5	Pentachlorophenol	25	U
85-01-8	Phenanthrene	10	U
120-12-7	Anthracene	10	U
86-74-8	Carbazole	10	U
84-74-2	Di-n-butyl phthalate	10	U
206-44-0	Fluoranthene	10	U
129-00-0	Pyrene	10	U
85-68-7	Butyl benzyl phthalate	10	U
91-94-1	3,3'-Dichlorobenzidine	10	U
56-55-3	Benzo(a)anthracene	10	U
218-01-9	Chrysene	10	U
117-81-7	Bis(2-ethylhexyl)phthalate	10	U
117-84-0	Di-n-octyl phthalate	10	U
205-99-2	Benzo(b)fluoranthene	10	U
207-08-9	Benzo(k)fluoranthene	10	U
50-32-8	Benzo(a)pyrene	10	U
193-39-5	Indeno(1,2,3-cd)pyrene	10	U
53-70-3	Dibenzo(a,h)anthracene	10	U
191-24-2	Benzo(g,h,i)perylene	10	U

(1) Cannot be separated from Diphenylamine

PSS116 S86

1G

SEMIVOLATILE ORGANICS ANALYSIS DATA SHEET
TENTATIVELY IDENTIFIED COMPOUNDS

EPA SAMPLE NO.

GPESB-5WS

Lab Name: H2M LABS, INC. Contract: ____

Lab Code: 10478 Case No.: KEY-PSS SAS No.: ____ SDG No.: PSS116

Matrix: (soil/water) WATER Lab Sample ID: 0711951-002B

Sample wt/vol: 1000 (g/mL) ML Lab File ID: A\C37960.D

Level: (low/med) LOW Date Received: 10/16/07

% Moisture: Decanted:(Y/N) N Date Extracted: 10/18/07

Concentrated Extract Volume: 1000 (µl) Date Analyzed: 10/24/07

Injection Volume: 2 (µl) Dilution Factor: 1.00

GPC Cleanup: (Y/N) N pH: ____ Extraction: (Type) SEPF

CONCENTRATION UNITS:

Number TICs found: 4 (µg/L or µg/Kg) UG/L

CAS NUMBER	COMPOUND NAME	RT	EST.CONC.	Q
1.	unknown (4.17)	4.17	2	J
2.	unknown (4.22)	4.22	3	J
3.	unknown (4.25)	4.25	3	J
4. 112-84-5	Erucylamide	16.56	2	JN

PSS116 S87

1E

PESTICIDE ORGANICS ANALYSIS DATA SHEET

EPA SAMPLE NO.

GPESB-5WS

Lab Name: H2M LABS, INC. Contract: _____

Lab Code: 10478 Case No.: KEY-PSS SAS No.: _____ SDG No.: PSS116

Matrix: (soil/water) WATER Lab Sample ID: 0711951-002B

Sample wt/vol: 1000 (g/mL) ML Lab File ID: a00510.raw

% Moisture: Decanted: (Y/N) N Date Received: 10/16/07

Extraction: (Type) SEPF Date Extracted: 10/17/07

Concentrated Extract Volume: 10000 (uL) Date Analyzed: 10/27/07

Injection Volume: 0.5 (uL) Dilution Factor: 1.00

GPC Cleanup: (Y/N) N pH: ____ Sulfur Cleanup: (Y/N) N

CAS NO	COMPOUND	CONCENTRATION UNITS: (µg/L or µg/Kg) UG/L	Q
12674-11-2	Aroclor 1016	1.0	U
11104-28-2	Aroclor 1221	2.0	U
11141-16-5	Aroclor 1232	1.0	U
53469-21-9	Aroclor 1242	1.0	U
12672-29-6	Aroclor 1248	1.0	U
11097-69-1	Aroclor 1254	1.0	U
11096-82-5	Aroclor 1260	1.0	U

PSS116 S88

U.S. EPA - CLP

1

INORGANIC ANALYSIS DATA SHEET

EPA SAMPLE NO

GPESB-5WS

Lab Name: H2M LABS, INC.

Lab Code: 10478 Case No. SAS No.: SDG No.: PSS116

Matrix (soil/water): WATER Lab Sample ID: 0711951-002

Level (low/med): LOW Date Received: 10/16/2007

% Solids: 0.0

Concentration Units (ug/L or mg/kg dry weight): UG/L

CAS No.	Analyte	Concentration	C	Q	M
7440-38-2	Arsenic	1.8	U		P
7440-39-3	Barium	236			P
7440-43-9	Cadmium	0.32	U		P
7440-47-3	Chromium	0.78	B		P
57-12-5	Cyanide	351		N	CA
7439-92-1	Lead	1.4	U		P
7439-97-6	Mercury	0.10	U		CV
7782-49-2	Selenium	2.4	U		P
7440-22-4	Silver	1.2	B		P

Color Before: COLORLESS Clarity Before: CLEAR Texture: _____

Color After: COLORLESS Clarity After: CLEAR Artifacts: _____

Comments:

Date Reported: 10/29/07

PSS116 S80

1A

VOLATILE ORGANICS ANALYSIS DATA SHEET

EPA SAMPLE NO.

7WS

Lab Name: H2M LABS, INC. Contract: _____

Lab Code: 10478 Case No.: KEY-PSS SAS No.: _____ SDG No.: PSS116

Matrix: (soil/water) WATER Lab Sample ID: 0711951-003A

Sample wt/vol: 5 (g/mL) ML Lab File ID: A\A56582.D

Level: (low/med) LOW Date Received: 10/16/07

% Moisture: not dec. Date Analyzed: 10/23/07

GC Column: ZB-624 ID: .18 (mm) Dilution Factor: 1.00

Soil Extract Volume: _____ (µL) Soil Aliquot Volume _____ (µL)

CAS NO.	COMPOUND	CONCENTRATION UNITS: (µg/L or µg/Kg) UG/L	Q
74-87-3	Chloromethane	10	U
74-83-9	Bromomethane	10	U
75-01-4	Vinyl chloride	10	U
75-00-3	Chloroethane	10	U
75-09-2	Methylene chloride	10	U
67-64-1	Acetone	10	U
75-35-4	1,1-Dichloroethene	10	U
75-15-0	Carbon disulfide	10	U
75-34-3	1,1-Dichloroethane	10	U
540-59-0	1,2-Dichloroethene (total)	10	U
67-66-3	Chloroform	10	U
107-06-2	1,2-Dichloroethane	10	U
78-93-3	2-Butanone	10	U
71-55-6	1,1,1-Trichloroethane	10	U
56-23-5	Carbon tetrachloride	10	U
75-27-4	Bromodichloromethane	10	U
78-87-5	1,2-Dichloropropane	10	U
10061-01-5	cis-1,3-Dichloropropene	10	U
79-01-6	Trichloroethene	10	U
124-48-1	Dibromochloromethane	10	U
79-00-5	1,1,2-Trichloroethane	10	U
71-43-2	Benzene	10	U
10061-02-6	trans-1,3-Dichloropropene	10	U
75-25-2	Bromoform	10	U
108-10-1	4-Methyl-2-pentanone	10	U
591-78-6	2-Hexanone	10	U
127-18-4	Tetrachloroethene	10	U
79-34-5	1,1,2,2-Tetrachloroethane	10	U
108-88-3	Toluene	10	U
108-90-7	Chlorobenzene	10	U
100-41-4	Ethylbenzene	10	U
100-42-5	Styrene	10	U
1330-20-7	Xylene (total)	10	U

PSS116 S90

1F

VOLATILE ORGANICS ANALYSIS DATA SHEET

TENTATIVELY IDENTIFIED COMPOUNDS

EPA SAMPLE NO.

7WS

Lab Name: H2M LABS, INC. Contract: _____

Lab Code: 10478 Case No.: KEY-PSS SAS No.: _____ SDG No.: PSS116

Matrix: (soil/water) WATER Lab Sample ID: 0711951-003A

Sample wt/vol: 5 (g/mL) ML Lab File ID: A\A56582.D

Level: (low/med) LOW Date Received: 10/16/07

% Moisture: not dec. Date Analyzed: 10/23/07

GC Column: ZB-624 ID: .18 (mm) Dilution Factor: 1.00

Soil Extract Volume: (µl) Soil Aliquot Volume: 0 (µL)

CONCENTRATION UNITS:

Number TICs found: 0 (µg/L or µg/Kg) UG/L

CAS NUMBER	COMPOUND NAME	RT	EST.CONC.	Q

PSS116 S91

1C

SEMIVOLATILE ORGANICS ANALYSIS DATA SHEET

EPA SAMPLE NO.

GPESB-7WS

Lab Name: H2M LABS, INC. Contract: _____

Lab Code: 10478 Case No.: KEY-PSS SAS No.: _____ SDG No.: PSS116

Matrix: (soil/water) WATER Lab Sample ID: 0711951-003B

Sample wt/vol: 1000 (g/mL) ML Lab File ID: A\C37961.D

Level: (low/med) LOW Date Received: 10/16/07

% Moisture: Decanted: (Y/N) N Date Extracted: 10/18/07

Concentrated Extract Volume: 1000 (µL) Date Analyzed: 10/24/07

Injection Volume: 2 (µL) Dilution Factor: 1.00

GPC Cleanup: (Y/N) N pH: ____ Extraction: (Type) SEPF

CAS NO.	COMPOUND	CONCENTRATION UNITS: (µg/L or µg/Kg) UG/L	Q
108-95-2	Phenol	10	U
111-44-4	Bis(2-chloroethyl)ether	10	U
95-57-8	2-Chlorophenol	10	U
541-73-1	1,3-Dichlorobenzene	10	U
106-46-7	1,4-Dichlorobenzene	10	U
95-50-1	1,2-Dichlorobenzene	10	U
95-48-7	2-Methylphenol	10	U
108-60-1	2,2'-oxybis(1-Chloropropane)	10	U
106-44-5	4-Methylphenol	10	U
621-64-7	N-Nitroso-di-n-propylamine	10	U
67-72-1	Hexachloroethane	10	U
98-95-3	Nitrobenzene	10	U
78-59-1	Isophorone	10	U
88-75-5	2-Nitrophenol	10	U
105-67-9	2,4-Dimethylphenol	10	U
111-91-1	Bis(2-chloroethoxy)methane	10	U
120-83-2	2,4-Dichlorophenol	10	U
120-82-1	1,2,4-Trichlorobenzene	10	U
91-20-3	Naphthalene	10	U
106-47-8	4-Chloroaniline	10	U
87-68-3	Hexachlorobutadiene	10	U
59-50-7	4-Chloro-3-methylphenol	10	U
91-57-6	2-Methylnaphthalene	10	U
77-47-4	Hexachlorocyclopentadiene	10	U
88-06-2	2,4,6-Trichlorophenol	10	U
95-95-4	2,4,5-Trichlorophenol	25	U
91-58-7	2-Chloronaphthalene	10	U
88-74-4	2-Nitroaniline	25	U
131-11-3	Dimethylphthalate	10	U
208-96-8	Acenaphthylene	10	U
606-20-2	2,6-Dinitrotoluene	10	U
99-09-2	3-Nitroaniline	25	U
83-32-9	Acenaphthene	10	U
51-28-5	2,4-Dinitrophenol	25	U
100-02-7	4-Nitrophenol	25	U
132-64-9	Dibenzofuran	10	U

PSS116 S92

ID

EPA SAMPLE NO.

SEMIVOLATILE ORGANICS ANALYSIS DATA SHEET

GPESB-7WS

Lab Name: H2M LABS, INC. Contract: _____

Lab Code: 10478 Case No.: KEY-PSS SAS No.: _____ SDG No.: PSS116

Matrix: (soil/water) WATER Lab Sample ID: 0711951-003B

Sample wt/vol: 1000 (g/mL) ML Lab File ID: A\C37961.D

Level: (low/med) LOW Date Received: 10/16/07

% Moisture: Decanted: (Y/N) N Date Extracted: 10/18/07

Concentrated Extract Volume: 1000 (µL) Date Analyzed: 10/24/07

Injection Volume: 2 (µL) Dilution Factor: 1.00

GPC Cleanup: (Y/N) N pH: ____ Extraction: (Type) SEPF

CAS NO.	COMPOUND	CONCENTRATION UNITS: (µg/L or µg/Kg) UG/L	Q
121-14-2	2,4-Dinitrotoluene	10	U
84-66-2	Diethylphthalate	10	U
7005-72-3	4-Chlorophenyl-phenylether	10	U
86-73-7	Fluorene	10	U
100-01-6	4-Nitroaniline	25	U
534-52-1	4,6-Dinitro-2-methylphenol	25	U
86-30-6	N-Nitrosodiphenylamine	10	U
101-55-3	4-Bromophenyl-phenylether	10	U
118-74-1	Hexachlorobenzene	10	U
87-86-5	Pentachlorophenol	25	U
85-01-8	Phenanthrene	10	U
120-12-7	Anthracene	10	U
86-74-8	Carbazole	10	U
84-74-2	Di-n-butyl phthalate	10	U
206-44-0	Fluoranthene	10	U
129-00-0	Pyrene	10	U
85-68-7	Butyl benzyl phthalate	10	U
91-94-1	3,3'-Dichlorobenzidine	10	U
56-55-3	Benzo(a)anthracene	10	U
218-01-9	Chrysene	10	U
117-81-7	Bis(2-ethylhexyl)phthalate	10	U
117-84-0	Di-n-octyl phthalate	10	U
205-99-2	Benzo(b)fluoranthene	10	U
207-08-9	Benzo(k)fluoranthene	10	U
50-32-8	Benzo(a)pyrene	10	U
193-39-5	Indeno(1,2,3-cd)pyrene	10	U
53-70-3	Dibenzo(a,h)anthracene	10	U
191-24-2	Benzo(g,h,i)perylene	10	U

(1) Cannot be separated from Diphenylamine

PSS116 S93

1G

SEMIVOLATILE ORGANICS ANALYSIS DATA SHEET
TENTATIVELY IDENTIFIED COMPOUNDS

EPA SAMPLE NO.

GPESB-7WS

Lab Name: H2M LABS, INC. Contract: ____

Lab Code: 10478 Case No.: KEY-PSS SAS No.: ____ SDG No.: PSS116

Matrix: (soil/water) WATER Lab Sample ID: 0711951-003B

Sample wt/vol: 1000 (g/mL) ML Lab File ID: A\C37961.D

Level: (low/med) LOW Date Received: 10/16/07

% Moisture: Decanted:(Y/N) N Date Extracted: 10/18/07

Concentrated Extract Volume: 1000 (µl) Date Analyzed: 10/24/07

Injection Volume: 2 (µl) Dilution Factor: 1.00

GPC Cleanup: (Y/N) N pH: ____ Extraction: (Type) SEPF

CONCENTRATION UNITS:

Number TICs found: 3 (µg/L or µg/Kg) UG/L

CAS NUMBER	COMPOUND NAME	RT	EST.CONC.	Q
1.	unknown (4.17)	4.17	2	J
2.	unknown (4.22)	4.22	3	J
3.	unknown (4.25)	4.25	3	J

PSS116 S94

1E

PESTICIDE ORGANICS ANALYSIS DATA SHEET

EPA SAMPLE NO.

GPESB-7WS

Lab Name: H2M LABS, INC. Contract: _____

Lab Code: 10478 Case No.: KEY-PSS SAS No.: _____ SDG No.: PSS116

Matrix: (soil/water) WATER Lab Sample ID: 0711951-003B

Sample wt/vol: 1000 (g/mL) ML Lab File ID: a00511.raw

% Moisture: Decanted: (Y/N) N Date Received: 10/16/07

Extraction: (Type) SEPF Date Extracted: 10/17/07

Concentrated Extract Volume: 10000 (uL) Date Analyzed: 10/27/07

Injection Volume: 0.5 (uL) Dilution Factor: 1.00

GPC Cleanup: (Y/N) N pH: ____ Sulfur Cleanup: (Y/N) N

CAS NO	COMPOUND	CONCENTRATION UNITS: (µg/L or µg/Kg) UG/L	Q
12674-11-2	Aroclor 1016	1.0	U
11104-28-2	Aroclor 1221	2.0	U
11141-16-5	Aroclor 1232	1.0	U
53469-21-9	Aroclor 1242	1.0	U
12672-29-6	Aroclor 1248	1.0	U
11097-69-1	Aroclor 1254	1.0	U
11096-82-5	Aroclor 1260	1.0	U

PSS116 S95

U.S. EPA - CLP

1

INORGANIC ANALYSIS DATA SHEET

EPA SAMPLE NO

GPESB-7WS

Lab Name: H2M LABS, INC.

Lab Code: 10478 Case No. SAS No.: SDG No.: PSS116

Matrix (soil/water): WATER Lab Sample ID: 0711951-003

Level (low/med): LOW Date Received: 10/16/2007

% Solids: 0.0

Concentration Units (ug/L or mg/kg dry weight): UG/L

CAS No.	Analyte	Concentration	C	Q	M
7440-38-2	Arsenic	1.8	U		P
7440-39-3	Barium	233			P
7440-43-9	Cadmium	0.32	U		P
7440-47-3	Chromium	1.2	B		P
57-12-5	Cyanide	300		N	CA
7439-92-1	Lead	1.7	B		P
7439-97-6	Mercury	0.10	U		CV
7782-49-2	Selenium	2.4	U		P
7440-22-4	Silver	0.99	B		P

Color Before: COLORLESS Clarity Before: CLEAR Texture: _____

Color After: COLORLESS Clarity After: CLEAR Artifacts: _____

Comments:

Date Reported: 10/29/07

PSS116 S96

1A

VOLATILE ORGANICS ANALYSIS DATA SHEET

EPA SAMPLE NO.

TB101607

Lab Name: H2M LABS, INC. Contract: _____

Lab Code: 10478 Case No.: KEY-PSS SAS No.: _____ SDG No.: PSS116

Matrix: (soil/water) WATER Lab Sample ID: 0711951-004A

Sample wt/vol: 5 (g/mL) ML Lab File ID: A\A56563.D

Level: (low/med) LOW Date Received: 10/16/07

% Moisture: not dec. Date Analyzed: 10/23/07

GC Column: ZB-624 ID: .18 (mm) Dilution Factor: 1.00

Soil Extract Volume: _____ (µL) Soil Aliquot Volume _____ (µL)

CAS NO.	COMPOUND	CONCENTRATION UNITS: (µg/L or µg/Kg) UG/L	Q
74-87-3	Chloromethane	10	U
74-83-9	Bromomethane	10	U
75-01-4	Vinyl chloride	10	U
75-00-3	Chloroethane	10	U
75-09-2	Methylene chloride	10	U
67-64-1	Acetone	7	BJ
75-35-4	1,1-Dichloroethene	10	U
75-15-0	Carbon disulfide	10	U
75-34-3	1,1-Dichloroethane	10	U
540-59-0	1,2-Dichloroethene (total)	10	U
67-66-3	Chloroform	10	U
107-06-2	1,2-Dichloroethane	10	U
78-93-3	2-Butanone	10	U
71-55-6	1,1,1-Trichloroethane	10	U
56-23-5	Carbon tetrachloride	10	U
75-27-4	Bromodichloromethane	10	U
78-87-5	1,2-Dichloropropane	10	U
10061-01-5	cis-1,3-Dichloropropene	10	U
79-01-6	Trichloroethene	10	U
124-48-1	Dibromochloromethane	10	U
79-00-5	1,1,2-Trichloroethane	10	U
71-43-2	Benzene	10	U
10061-02-6	trans-1,3-Dichloropropene	10	U
75-25-2	Bromoform	10	U
108-10-1	4-Methyl-2-pentanone	10	U
591-78-6	2-Hexanone	10	U
127-18-4	Tetrachloroethene	10	U
79-34-5	1,1,2,2-Tetrachloroethane	10	U
108-88-3	Toluene	10	U
108-90-7	Chlorobenzene	10	U
100-41-4	Ethylbenzene	10	U
100-42-5	Styrene	10	U
1330-20-7	Xylene (total)	10	U

PSS116 S97

1F

VOLATILE ORGANICS ANALYSIS DATA SHEET

TENTATIVELY IDENTIFIED COMPOUNDS

EPA SAMPLE NO.

TB101607

Lab Name: H2M LABS, INC. Contract: _____

Lab Code: 10478 Case No.: KEY-PSS SAS No.: _____ SDG No.: PSS116

Matrix: (soil/water) WATER Lab Sample ID: 0711951-004A

Sample wt/vol: 5 (g/mL) ML Lab File ID: A\A56563.D

Level: (low/med) LOW Date Received: 10/16/07

% Moisture: not dec. Date Analyzed: 10/23/07

GC Column: ZB-624 ID: .18 (mm) Dilution Factor: 1.00

Soil Extract Volume: (µl) Soil Aliquot Volume: 0 (µL)

CONCENTRATION UNITS:

Number TICs found: 0 (µg/L or µg/Kg) UG/L

CAS NUMBER	COMPOUND NAME	RT	EST.CONC.	Q

PSS116 S98

1A

VOLATILE ORGANICS ANALYSIS DATA SHEET

EPA SAMPLE NO.

1WS

Lab Name: H2M LABS, INC. Contract: _____

Lab Code: 10478 Case No.: KEY-PSS SAS No.: _____ SDG No.: PSS116

Matrix: (soil/water) WATER Lab Sample ID: 0712002-001A

Sample wt/vol: 5 (g/mL) ML Lab File ID: A\A56592.D

Level: (low/med) LOW Date Received: 10/17/07

% Moisture: not dec. Date Analyzed: 10/23/07

GC Column: ZB-624 ID: .18 (mm) Dilution Factor: 1.00

Soil Extract Volume: _____ (µL) Soil Aliquot Volume _____ (µL)

CAS NO.	COMPOUND	CONCENTRATION UNITS: (µg/L or µg/Kg) UG/L	Q
74-87-3	Chloromethane	10	U
74-83-9	Bromomethane	10	U
75-01-4	Vinyl chloride	10	U
75-00-3	Chloroethane	10	U
75-09-2	Methylene chloride	10	U
67-64-1	Acetone	4	J
75-35-4	1,1-Dichloroethene	10	U
75-15-0	Carbon disulfide	10	U
75-34-3	1,1-Dichloroethane	10	U
540-59-0	1,2-Dichloroethene (total)	10	U
67-66-3	Chloroform	10	U
107-06-2	1,2-Dichloroethane	10	U
78-93-3	2-Butanone	10	U
71-55-6	1,1,1-Trichloroethane	10	U
56-23-5	Carbon tetrachloride	10	U
75-27-4	Bromodichloromethane	10	U
78-87-5	1,2-Dichloropropane	10	U
10061-01-5	cis-1,3-Dichloropropene	10	U
79-01-6	Trichloroethene	10	U
124-48-1	Dibromochloromethane	10	U
79-00-5	1,1,2-Trichloroethane	10	U
71-43-2	Benzene	10	U
10061-02-6	trans-1,3-Dichloropropene	10	U
75-25-2	Bromoform	10	U
108-10-1	4-Methyl-2-pentanone	10	U
591-78-6	2-Hexanone	10	U
127-18-4	Tetrachloroethene	10	U
79-34-5	1,1,2,2-Tetrachloroethane	10	U
108-88-3	Toluene	10	U
108-90-7	Chlorobenzene	10	U
100-41-4	Ethylbenzene	10	U
100-42-5	Styrene	10	U
1330-20-7	Xylene (total)	10	U

PSS116 S99

1F

VOLATILE ORGANICS ANALYSIS DATA SHEET

TENTATIVELY IDENTIFIED COMPOUNDS

EPA SAMPLE NO.

1WS

Lab Name: H2M LABS, INC. Contract: _____

Lab Code: 10478 Case No.: KEY-PSS SAS No.: _____ SDG No.: PSS116

Matrix: (soil/water) WATER Lab Sample ID: 0712002-001A

Sample wt/vol: 5 (g/mL) ML Lab File ID: A\A56592.D

Level: (low/med) LOW Date Received: 10/17/07

% Moisture: not dec. Date Analyzed: 10/23/07

GC Column: ZB-624 ID: .18 (mm) Dilution Factor: 1.00

Soil Extract Volume: (µl) Soil Aliquot Volume: 0 (µL)

CONCENTRATION UNITS:

Number TICs found: 0 (µg/L or µg/Kg) UG/L

CAS NUMBER	COMPOUND NAME	RT	EST.CONC.	Q

PSS116 S100

U.S. EPA - CLP

1

INORGANIC ANALYSIS DATA SHEET

EPA SAMPLE NO

GPESB-1WS

Lab Name: H2M LABS, INC.

Lab Code: 10478 Case No. SAS No.: SDG No.: PSS116

Matrix (soil/water): WATER Lab Sample ID: 0712002-001

Level (low/med): LOW Date Received: 10/17/2007

% Solids: 0.0

Concentration Units (ug/L or mg/kg dry weight): UG/L

CAS No.	Analyte	Concentration	C	Q	M
57-12-5	Cyanide	1200		N	CA

Comments:

Date Reported: 10/29/07

PSS116 S101

1A

VOLATILE ORGANICS ANALYSIS DATA SHEET

EPA SAMPLE NO.

3WS

Lab Name: H2M LABS, INC. Contract: _____

Lab Code: 10478 Case No.: KEY-PSS SAS No.: _____ SDG No.: PSS116

Matrix: (soil/water) WATER Lab Sample ID: 0712002-003A

Sample wt/vol: 5 (g/mL) ML Lab File ID: A\A56607.D

Level: (low/med) LOW Date Received: 10/17/07

% Moisture: not dec. Date Analyzed: 10/25/07

GC Column: ZB-624 ID: .18 (mm) Dilution Factor: 1.00

Soil Extract Volume: _____ (µL) Soil Aliquot Volume _____ (µL)

CAS NO.	COMPOUND	CONCENTRATION UNITS: (µg/L or µg/Kg) UG/L	Q
74-87-3	Chloromethane	10	U
74-83-9	Bromomethane	10	U
75-01-4	Vinyl chloride	10	U
75-00-3	Chloroethane	10	U
75-09-2	Methylene chloride	10	U
67-64-1	Acetone	10	U
75-35-4	1,1-Dichloroethene	10	U
75-15-0	Carbon disulfide	10	U
75-34-3	1,1-Dichloroethane	10	U
540-59-0	1,2-Dichloroethene (total)	10	U
67-66-3	Chloroform	3	J
107-06-2	1,2-Dichloroethane	10	U
78-93-3	2-Butanone	10	U
71-55-6	1,1,1-Trichloroethane	10	U
56-23-5	Carbon tetrachloride	10	U
75-27-4	Bromodichloromethane	10	U
78-87-5	1,2-Dichloropropane	10	U
10061-01-5	cis-1,3-Dichloropropene	10	U
79-01-6	Trichloroethene	10	U
124-48-1	Dibromochloromethane	10	U
79-00-5	1,1,2-Trichloroethane	10	U
71-43-2	Benzene	10	U
10061-02-6	trans-1,3-Dichloropropene	10	U
75-25-2	Bromoform	10	U
108-10-1	4-Methyl-2-pentanone	10	U
591-78-6	2-Hexanone	10	U
127-18-4	Tetrachloroethene	10	U
79-34-5	1,1,2,2-Tetrachloroethane	10	U
108-88-3	Toluene	10	U
108-90-7	Chlorobenzene	10	U
100-41-4	Ethylbenzene	10	U
100-42-5	Styrene	10	U
1330-20-7	Xylene (total)	10	U

PSS116 S109

1F

VOLATILE ORGANICS ANALYSIS DATA SHEET

TENTATIVELY IDENTIFIED COMPOUNDS

EPA SAMPLE NO.

3WS

Lab Name: H2M LABS, INC. Contract: _____

Lab Code: 10478 Case No.: KEY-PSS SAS No.: _____ SDG No.: PSS116

Matrix: (soil/water) WATER Lab Sample ID: 0712002-003A

Sample wt/vol: 5 (g/mL) ML Lab File ID: A\A56607.D

Level: (low/med) LOW Date Received: 10/17/07

% Moisture: not dec. Date Analyzed: 10/25/07

GC Column: ZB-624 ID: .18 (mm) Dilution Factor: 1.00

Soil Extract Volume: (µl) Soil Aliquot Volume: 0 (µL)

CONCENTRATION UNITS:

Number TICs found: 0 (µg/L or µg/Kg) UG/L

CAS NUMBER	COMPOUND NAME	RT	EST.CONC.	Q

PSS116 S110

1C

SEMIVOLATILE ORGANICS ANALYSIS DATA SHEET

EPA SAMPLE NO.

GPESB-3WS

Lab Name: H2M LABS, INC. Contract: _____

Lab Code: 10478 Case No.: KEY-PSS SAS No.: _____ SDG No.: PSS116

Matrix: (soil/water) WATER Lab Sample ID: 0712002-003B

Sample wt/vol: 1000 (g/mL) ML Lab File ID: A\C37991.D

Level: (low/med) LOW Date Received: 10/17/07

% Moisture: Decanted: (Y/N) N Date Extracted: 10/22/07

Concentrated Extract Volume: 1000 (µL) Date Analyzed: 10/26/07

Injection Volume: 2 (µL) Dilution Factor: 1.00

GPC Cleanup: (Y/N) N pH: ____ Extraction: (Type) SEPF

CAS NO.	COMPOUND	CONCENTRATION UNITS: (µg/L or µg/Kg) UG/L	Q
108-95-2	Phenol	10	U
111-44-4	Bis(2-chloroethyl)ether	10	U
95-57-8	2-Chlorophenol	10	U
541-73-1	1,3-Dichlorobenzene	10	U
106-46-7	1,4-Dichlorobenzene	10	U
95-50-1	1,2-Dichlorobenzene	10	U
95-48-7	2-Methylphenol	10	U
108-60-1	2,2'-oxybis(1-Chloropropane)	10	U
106-44-5	4-Methylphenol	10	U
621-64-7	N-Nitroso-di-n-propylamine	10	U
67-72-1	Hexachloroethane	10	U
98-95-3	Nitrobenzene	10	U
78-59-1	Isophorone	10	U
88-75-5	2-Nitrophenol	10	U
105-67-9	2,4-Dimethylphenol	10	U
111-91-1	Bis(2-chloroethoxy)methane	10	U
120-83-2	2,4-Dichlorophenol	10	U
120-82-1	1,2,4-Trichlorobenzene	10	U
91-20-3	Naphthalene	10	U
106-47-8	4-Chloroaniline	10	U
87-68-3	Hexachlorobutadiene	10	U
59-50-7	4-Chloro-3-methylphenol	10	U
91-57-6	2-Methylnaphthalene	10	U
77-47-4	Hexachlorocyclopentadiene	10	U
88-06-2	2,4,6-Trichlorophenol	10	U
95-95-4	2,4,5-Trichlorophenol	25	U
91-58-7	2-Chloronaphthalene	10	U
88-74-4	2-Nitroaniline	25	U
131-11-3	Dimethylphthalate	10	U
208-96-8	Acenaphthylene	10	U
606-20-2	2,6-Dinitrotoluene	10	U
99-09-2	3-Nitroaniline	25	U
83-32-9	Acenaphthene	10	U
51-28-5	2,4-Dinitrophenol	25	U
100-02-7	4-Nitrophenol	25	U
132-64-9	Dibenzofuran	10	U

PSS116 S111

1D

SEMIVOLATILE ORGANICS ANALYSIS DATA SHEET

EPA SAMPLE NO.

GPESB-3WS

Lab Name: H2M LABS, INC. Contract: _____

Lab Code: 10478 Case No.: KEY-PSS SAS No.: _____ SDG No.: PSS116

Matrix: (soil/water) WATER Lab Sample ID: 0712002-003B

Sample wt/vol: 1000 (g/mL) ML Lab File ID: A\C37991.D

Level: (low/med) LOW Date Received: 10/17/07

% Moisture: Decanted: (Y/N) N Date Extracted: 10/22/07

Concentrated Extract Volume: 1000 (µL) Date Analyzed: 10/26/07

Injection Volume: 2 (µL) Dilution Factor: 1.00

GPC Cleanup: (Y/N) N pH: ____ Extraction: (Type) SEPF

CAS NO.	COMPOUND	CONCENTRATION UNITS: (µg/L or µg/Kg) UG/L	Q
121-14-2	2,4-Dinitrotoluene	10	U
84-66-2	Diethylphthalate	10	U
7005-72-3	4-Chlorophenyl-phenylether	10	U
86-73-7	Fluorene	10	U
100-01-6	4-Nitroaniline	25	U
534-52-1	4,6-Dinitro-2-methylphenol	25	U
86-30-6	N-Nitrosodiphenylamine	10	U
101-55-3	4-Bromophenyl-phenylether	10	U
118-74-1	Hexachlorobenzene	10	U
87-86-5	Pentachlorophenol	25	U
85-01-8	Phenanthrene	10	U
120-12-7	Anthracene	10	U
86-74-8	Carbazole	10	U
84-74-2	Di-n-butyl phthalate	10	U
206-44-0	Fluoranthene	10	U
129-00-0	Pyrene	10	U
85-68-7	Butyl benzyl phthalate	10	U
91-94-1	3,3'-Dichlorobenzidine	10	U
56-55-3	Benzo(a)anthracene	10	U
218-01-9	Chrysene	10	U
117-81-7	Bis(2-ethylhexyl)phthalate	10	U
117-84-0	Di-n-octyl phthalate	10	U
205-99-2	Benzo(b)fluoranthene	10	U
207-08-9	Benzo(k)fluoranthene	10	U
50-32-8	Benzo(a)pyrene	10	U
193-39-5	Indeno(1,2,3-cd)pyrene	10	U
53-70-3	Dibenzo(a,h)anthracene	10	U
191-24-2	Benzo(g,h,i)perylene	10	U

(1) Cannot be separated from Diphenylamine

PSS116 S112

1G

SEMIVOLATILE ORGANICS ANALYSIS DATA SHEET
TENTATIVELY IDENTIFIED COMPOUNDS

EPA SAMPLE NO.

GPESB-3WS

Lab Name: H2M LABS, INC. Contract: ____

Lab Code: 10478 Case No.: KEY-PSS SAS No.: ____ SDG No.: PSS116

Matrix: (soil/water) WATER Lab Sample ID: 0712002-003B

Sample wt/vol: 1000 (g/mL) ML Lab File ID: A\C37991.D

Level: (low/med) LOW Date Received: 10/17/07

% Moisture: Decanted:(Y/N) N Date Extracted: 10/22/07

Concentrated Extract Volume: 1000 (µl) Date Analyzed: 10/26/07

Injection Volume: 2 (µl) Dilution Factor: 1.00

GPC Cleanup: (Y/N) N pH: ____ Extraction: (Type) SEPF

CONCENTRATION UNITS:
(µg/L or µg/Kg) UG/L

Number TICs found: 2

CAS NUMBER	COMPOUND NAME	RT	EST.CONC.	Q
1.	unknown	4.21	2	BJ
2. 112-84-5	Erucylamide	16.52	3	JN

PSS116 S113

U.S. EPA - CLP

1

INORGANIC ANALYSIS DATA SHEET

EPA SAMPLE NO

GPESB-3WS

Lab Name: H2M LABS, INC.

Lab Code: 10478 Case No. SAS No.: SDG No.: PSS116

Matrix (soil/water): WATER Lab Sample ID: 0712002-003

Level (low/med): LOW Date Received: 10/17/2007

% Solids: 0.0

Concentration Units (ug/L or mg/kg dry weight): UG/L

CAS No.	Analyte	Concentration	C	Q	M
57-12-5	Cyanide	397		N	CA

Comments:

Date Reported: 10/29/07

PSS116 S114

1A

VOLATILE ORGANICS ANALYSIS DATA SHEET

EPA SAMPLE NO.

6WS

Lab Name: H2M LABS, INC. Contract: _____

Lab Code: 10478 Case No.: KEY-PSS SAS No.: _____ SDG No.: PSS116

Matrix: (soil/water) WATER Lab Sample ID: 0712002-004A

Sample wt/vol: 5 (g/mL) ML Lab File ID: A\A56608.D

Level: (low/med) LOW Date Received: 10/17/07

% Moisture: not dec. Date Analyzed: 10/25/07

GC Column: ZB-624 ID: .18 (mm) Dilution Factor: 1.00

Soil Extract Volume: _____ (µL) Soil Aliquot Volume _____ (µL)

CAS NO.	COMPOUND	CONCENTRATION UNITS: (µg/L or µg/Kg) UG/L	Q
74-87-3	Chloromethane	10	U
74-83-9	Bromomethane	10	U
75-01-4	Vinyl chloride	10	U
75-00-3	Chloroethane	10	U
75-09-2	Methylene chloride	10	U
67-64-1	Acetone	4	J
75-35-4	1,1-Dichloroethene	10	U
75-15-0	Carbon disulfide	10	U
75-34-3	1,1-Dichloroethane	10	U
540-59-0	1,2-Dichloroethene (total)	10	U
67-66-3	Chloroform	10	U
107-06-2	1,2-Dichloroethane	10	U
78-93-3	2-Butanone	10	U
71-55-6	1,1,1-Trichloroethane	10	U
56-23-5	Carbon tetrachloride	10	U
75-27-4	Bromodichloromethane	10	U
78-87-5	1,2-Dichloropropane	10	U
10061-01-5	cis-1,3-Dichloropropene	10	U
79-01-6	Trichloroethene	10	U
124-48-1	Dibromochloromethane	10	U
79-00-5	1,1,2-Trichloroethane	10	U
71-43-2	Benzene	10	U
10061-02-6	trans-1,3-Dichloropropene	10	U
75-25-2	Bromoform	10	U
108-10-1	4-Methyl-2-pentanone	10	U
591-78-6	2-Hexanone	10	U
127-18-4	Tetrachloroethene	10	U
79-34-5	1,1,2,2-Tetrachloroethane	10	U
108-88-3	Toluene	10	U
108-90-7	Chlorobenzene	10	U
100-41-4	Ethylbenzene	10	U
100-42-5	Styrene	10	U
1330-20-7	Xylene (total)	10	U

PSS116 S115

1F

VOLATILE ORGANICS ANALYSIS DATA SHEET

TENTATIVELY IDENTIFIED COMPOUNDS

EPA SAMPLE NO.

6WS

Lab Name: H2M LABS, INC. Contract: _____

Lab Code: 10478 Case No.: KEY-PSS SAS No.: _____ SDG No.: PSS116

Matrix: (soil/water) WATER Lab Sample ID: 0712002-004A

Sample wt/vol: 5 (g/mL) ML Lab File ID: A\A56608.D

Level: (low/med) LOW Date Received: 10/17/07

% Moisture: not dec. Date Analyzed: 10/25/07

GC Column: ZB-624 ID: .18 (mm) Dilution Factor: 1.00

Soil Extract Volume: (µl) Soil Aliquot Volume: 0 (µL)

CONCENTRATION UNITS:

Number TICs found: 0 (µg/L or µg/Kg) UG/L

CAS NUMBER	COMPOUND NAME	RT	EST.CONC.	Q

PSS116 S116

1C

SEMIVOLATILE ORGANICS ANALYSIS DATA SHEET

EPA SAMPLE NO.

GPESB-6WS

Lab Name: H2M LABS, INC. Contract: _____

Lab Code: 10478 Case No.: KEY-PSS SAS No.: _____ SDG No.: PSS116

Matrix: (soil/water) WATER Lab Sample ID: 0712002-004B

Sample wt/vol: 1000 (g/mL) ML Lab File ID: A\C37992.D

Level: (low/med) LOW Date Received: 10/17/07

% Moisture: Decanted: (Y/N) N Date Extracted: 10/22/07

Concentrated Extract Volume: 1000 (µL) Date Analyzed: 10/26/07

Injection Volume: 2 (µL) Dilution Factor: 1.00

GPC Cleanup: (Y/N) N pH: ____ Extraction: (Type) SEPF

CAS NO.	COMPOUND	CONCENTRATION UNITS: (µg/L or µg/Kg) UG/L	Q
108-95-2	Phenol	10	U
111-44-4	Bis(2-chloroethyl)ether	10	U
95-57-8	2-Chlorophenol	10	U
541-73-1	1,3-Dichlorobenzene	10	U
106-46-7	1,4-Dichlorobenzene	10	U
95-50-1	1,2-Dichlorobenzene	10	U
95-48-7	2-Methylphenol	10	U
108-60-1	2,2'-oxybis(1-Chloropropane)	10	U
106-44-5	4-Methylphenol	10	U
621-64-7	N-Nitroso-di-n-propylamine	10	U
67-72-1	Hexachloroethane	10	U
98-95-3	Nitrobenzene	10	U
78-59-1	Isophorone	10	U
88-75-5	2-Nitrophenol	10	U
105-67-9	2,4-Dimethylphenol	10	U
111-91-1	Bis(2-chloroethoxy)methane	10	U
120-83-2	2,4-Dichlorophenol	10	U
120-82-1	1,2,4-Trichlorobenzene	10	U
91-20-3	Naphthalene	10	U
106-47-8	4-Chloroaniline	10	U
87-68-3	Hexachlorobutadiene	10	U
59-50-7	4-Chloro-3-methylphenol	10	U
91-57-6	2-Methylnaphthalene	10	U
77-47-4	Hexachlorocyclopentadiene	10	U
88-06-2	2,4,6-Trichlorophenol	10	U
95-95-4	2,4,5-Trichlorophenol	25	U
91-58-7	2-Chloronaphthalene	10	U
88-74-4	2-Nitroaniline	25	U
131-11-3	Dimethylphthalate	10	U
208-96-8	Acenaphthylene	10	U
606-20-2	2,6-Dinitrotoluene	10	U
99-09-2	3-Nitroaniline	25	U
83-32-9	Acenaphthene	10	U
51-28-5	2,4-Dinitrophenol	25	U
100-02-7	4-Nitrophenol	25	U
132-64-9	Dibenzofuran	10	U

PSS116 S117

1D

SEMIVOLATILE ORGANICS ANALYSIS DATA SHEET

EPA SAMPLE NO.

GPESB-6WS

Lab Name: H2M LABS, INC. Contract: _____

Lab Code: 10478 Case No.: KEY-PSS SAS No.: _____ SDG No.: PSS116

Matrix: (soil/water) WATER Lab Sample ID: 0712002-004B

Sample wt/vol: 1000 (g/mL) ML Lab File ID: A\C37992.D

Level: (low/med) LOW Date Received: 10/17/07

% Moisture: Decanted: (Y/N) N Date Extracted: 10/22/07

Concentrated Extract Volume: 1000 (µL) Date Analyzed: 10/26/07

Injection Volume: 2 (µL) Dilution Factor: 1.00

GPC Cleanup: (Y/N) N pH: ____ Extraction: (Type) SEPF

CAS NO.	COMPOUND	CONCENTRATION UNITS: (µg/L or µg/Kg) UG/L	Q
121-14-2	2,4-Dinitrotoluene	10	U
84-66-2	Diethylphthalate	10	U
7005-72-3	4-Chlorophenyl-phenylether	10	U
86-73-7	Fluorene	10	U
100-01-6	4-Nitroaniline	25	U
534-52-1	4,6-Dinitro-2-methylphenol	25	U
86-30-6	N-Nitrosodiphenylamine	10	U
101-55-3	4-Bromophenyl-phenylether	10	U
118-74-1	Hexachlorobenzene	10	U
87-86-5	Pentachlorophenol	25	U
85-01-8	Phenanthrene	10	U
120-12-7	Anthracene	10	U
86-74-8	Carbazole	10	U
84-74-2	Di-n-butyl phthalate	10	U
206-44-0	Fluoranthene	10	U
129-00-0	Pyrene	10	U
85-68-7	Butyl benzyl phthalate	10	U
91-94-1	3,3'-Dichlorobenzidine	10	U
56-55-3	Benzo(a)anthracene	10	U
218-01-9	Chrysene	10	U
117-81-7	Bis(2-ethylhexyl)phthalate	10	U
117-84-0	Di-n-octyl phthalate	10	U
205-99-2	Benzo(b)fluoranthene	10	U
207-08-9	Benzo(k)fluoranthene	10	U
50-32-8	Benzo(a)pyrene	10	U
193-39-5	Indeno(1,2,3-cd)pyrene	10	U
53-70-3	Dibenzo(a,h)anthracene	10	U
191-24-2	Benzo(g,h,i)perylene	10	U

(1) Cannot be separated from Diphenylamine

PSS116 S118

1G

SEMIVOLATILE ORGANICS ANALYSIS DATA SHEET
TENTATIVELY IDENTIFIED COMPOUNDS

EPA SAMPLE NO.

GPESB-6WS

Lab Name: H2M LABS, INC. Contract: ____

Lab Code: 10478 Case No.: KEY-PSS SAS No.: ____ SDG No.: PSS116

Matrix: (soil/water) WATER Lab Sample ID: 0712002-004B

Sample wt/vol: 1000 (g/mL) ML Lab File ID: A\C37992.D

Level: (low/med) LOW Date Received: 10/17/07

% Moisture: Decanted:(Y/N) N Date Extracted: 10/22/07

Concentrated Extract Volume: 1000 (µl) Date Analyzed: 10/26/07

Injection Volume: 2 (µl) Dilution Factor: 1.00

GPC Cleanup: (Y/N) N pH: ____ Extraction: (Type) SEPF

CONCENTRATION UNITS:
(µg/L or µg/Kg) UG/L

Number TICs found: 3

CAS NUMBER	COMPOUND NAME	RT	EST.CONC.	Q
1.	unknown	4.22	2	BJ
2. 96-76-4	Phenol, 2,4-bis(1,1-dimethylethyl)-	10.55	3	JN
3. 112-84-5	Erucylamide	16.52	6	JN

PSS116 S119

U.S. EPA - CLP

1

INORGANIC ANALYSIS DATA SHEET

EPA SAMPLE NO

GPESB-6WS

Lab Name: H2M LABS, INC.

Lab Code: 10478 Case No. SAS No.: SDG No.: PSS116

Matrix (soil/water): WATER Lab Sample ID: 0712002-004

Level (low/med): LOW Date Received: 10/17/2007

% Solids: 0.0

Concentration Units (ug/L or mg/kg dry weight): UG/L

CAS No.	Analyte	Concentration	C	Q	M
57-12-5	Cyanide	10.0	U	N	CA

Comments:

Date Reported: 10/29/07

PSS116 S120

1A

VOLATILE ORGANICS ANALYSIS DATA SHEET

EPA SAMPLE NO.

FB101707

Lab Name: H2M LABS, INC. Contract: _____

Lab Code: 10478 Case No.: KEY-PSS SAS No.: _____ SDG No.: PSS116

Matrix: (soil/water) WATER Lab Sample ID: 0712002-006A

Sample wt/vol: 5 (g/mL) ML Lab File ID: A\A56564.D

Level: (low/med) LOW Date Received: 10/17/07

% Moisture: not dec. Date Analyzed: 10/23/07

GC Column: ZB-624 ID: .18 (mm) Dilution Factor: 1.00

Soil Extract Volume: _____ (µL) Soil Aliquot Volume _____ (µL)

CAS NO.	COMPOUND	CONCENTRATION UNITS: (µg/L or µg/Kg) UG/L	Q
74-87-3	Chloromethane	10	U
74-83-9	Bromomethane	10	U
75-01-4	Vinyl chloride	10	U
75-00-3	Chloroethane	10	U
75-09-2	Methylene chloride	10	U
67-64-1	Acetone	10	U
75-35-4	1,1-Dichloroethene	10	U
75-15-0	Carbon disulfide	10	U
75-34-3	1,1-Dichloroethane	10	U
540-59-0	1,2-Dichloroethene (total)	10	U
67-66-3	Chloroform	10	U
107-06-2	1,2-Dichloroethane	10	U
78-93-3	2-Butanone	10	U
71-55-6	1,1,1-Trichloroethane	10	U
56-23-5	Carbon tetrachloride	10	U
75-27-4	Bromodichloromethane	10	U
78-87-5	1,2-Dichloropropane	10	U
10061-01-5	cis-1,3-Dichloropropene	10	U
79-01-6	Trichloroethene	10	U
124-48-1	Dibromochloromethane	10	U
79-00-5	1,1,2-Trichloroethane	10	U
71-43-2	Benzene	10	U
10061-02-6	trans-1,3-Dichloropropene	10	U
75-25-2	Bromoform	10	U
108-10-1	4-Methyl-2-pentanone	10	U
591-78-6	2-Hexanone	10	U
127-18-4	Tetrachloroethene	10	U
79-34-5	1,1,2,2-Tetrachloroethane	10	U
108-88-3	Toluene	10	U
108-90-7	Chlorobenzene	10	U
100-41-4	Ethylbenzene	10	U
100-42-5	Styrene	10	U
1330-20-7	Xylene (total)	10	U

PSS116 S128

1F

VOLATILE ORGANICS ANALYSIS DATA SHEET

TENTATIVELY IDENTIFIED COMPOUNDS

EPA SAMPLE NO.

FB101707

Lab Name: H2M LABS, INC. Contract: _____

Lab Code: 10478 Case No.: KEY-PSS SAS No.: _____ SDG No.: PSS116

Matrix: (soil/water) WATER Lab Sample ID: 0712002-006A

Sample wt/vol: 5 (g/mL) ML Lab File ID: A\A56564.D

Level: (low/med) LOW Date Received: 10/17/07

% Moisture: not dec. Date Analyzed: 10/23/07

GC Column: ZB-624 ID: .18 (mm) Dilution Factor: 1.00

Soil Extract Volume: (µl) Soil Aliquot Volume: 0 (µL)

CONCENTRATION UNITS:

Number TICs found: 0 (µg/L or µg/Kg) UG/L

CAS NUMBER	COMPOUND NAME	RT	EST.CONC.	Q

PSS116 S129

1C

SEMIVOLATILE ORGANICS ANALYSIS DATA SHEET

EPA SAMPLE NO.

FB101707

Lab Name: H2M LABS, INC. Contract: _____

Lab Code: 10478 Case No.: KEY-PSS SAS No.: _____ SDG No.: PSS116

Matrix: (soil/water) WATER Lab Sample ID: 0712002-006B

Sample wt/vol: 1000 (g/mL) ML Lab File ID: A\C37994.D

Level: (low/med) LOW Date Received: 10/17/07

% Moisture: Decanted: (Y/N) N Date Extracted: 10/22/07

Concentrated Extract Volume: 1000 (µL) Date Analyzed: 10/26/07

Injection Volume: 2 (µL) Dilution Factor: 1.00

GPC Cleanup: (Y/N) N pH: ____ Extraction: (Type) SEPF

CAS NO.	COMPOUND	CONCENTRATION UNITS: (µg/L or µg/Kg) UG/L	Q
108-95-2	Phenol	10	U
111-44-4	Bis(2-chloroethyl)ether	10	U
95-57-8	2-Chlorophenol	10	U
541-73-1	1,3-Dichlorobenzene	10	U
106-46-7	1,4-Dichlorobenzene	10	U
95-50-1	1,2-Dichlorobenzene	10	U
95-48-7	2-Methylphenol	10	U
108-60-1	2,2'-oxybis(1-Chloropropane)	10	U
106-44-5	4-Methylphenol	10	U
621-64-7	N-Nitroso-di-n-propylamine	10	U
67-72-1	Hexachloroethane	10	U
98-95-3	Nitrobenzene	10	U
78-59-1	Isophorone	10	U
88-75-5	2-Nitrophenol	10	U
105-67-9	2,4-Dimethylphenol	10	U
111-91-1	Bis(2-chloroethoxy)methane	10	U
120-83-2	2,4-Dichlorophenol	10	U
120-82-1	1,2,4-Trichlorobenzene	10	U
91-20-3	Naphthalene	10	U
106-47-8	4-Chloroaniline	10	U
87-68-3	Hexachlorobutadiene	10	U
59-50-7	4-Chloro-3-methylphenol	10	U
91-57-6	2-Methylnaphthalene	10	U
77-47-4	Hexachlorocyclopentadiene	10	U
88-06-2	2,4,6-Trichlorophenol	10	U
95-95-4	2,4,5-Trichlorophenol	25	U
91-58-7	2-Chloronaphthalene	10	U
88-74-4	2-Nitroaniline	25	U
131-11-3	Dimethylphthalate	10	U
208-96-8	Acenaphthylene	10	U
606-20-2	2,6-Dinitrotoluene	10	U
99-09-2	3-Nitroaniline	25	U
83-32-9	Acenaphthene	10	U
51-28-5	2,4-Dinitrophenol	25	U
100-02-7	4-Nitrophenol	25	U
132-64-9	Dibenzofuran	10	U

PSS116 S130

1D

SEMIVOLATILE ORGANICS ANALYSIS DATA SHEET

EPA SAMPLE NO.

FB101707

Lab Name: H2M LABS, INC. Contract: _____

Lab Code: 10478 Case No.: KEY-PSS SAS No.: _____ SDG No.: PSS116

Matrix: (soil/water) WATER Lab Sample ID: 0712002-006B

Sample wt/vol: 1000 (g/mL) ML Lab File ID: A\C37994.D

Level: (low/med) LOW Date Received: 10/17/07

% Moisture: Decanted: (Y/N) N Date Extracted: 10/22/07

Concentrated Extract Volume: 1000 (µL) Date Analyzed: 10/26/07

Injection Volume: 2 (µL) Dilution Factor: 1.00

GPC Cleanup: (Y/N) N pH: ____ Extraction: (Type) SEPF

CAS NO.	COMPOUND	CONCENTRATION UNITS: (µg/L or µg/Kg) UG/L	Q
121-14-2	2,4-Dinitrotoluene	10	U
84-66-2	Diethylphthalate	10	U
7005-72-3	4-Chlorophenyl-phenylether	10	U
86-73-7	Fluorene	10	U
100-01-6	4-Nitroaniline	25	U
534-52-1	4,6-Dinitro-2-methylphenol	25	U
86-30-6	N-Nitrosodiphenylamine	10	U
101-55-3	4-Bromophenyl-phenylether	10	U
118-74-1	Hexachlorobenzene	10	U
87-86-5	Pentachlorophenol	25	U
85-01-8	Phenanthrene	10	U
120-12-7	Anthracene	10	U
86-74-8	Carbazole	10	U
84-74-2	Di-n-butyl phthalate	10	U
206-44-0	Fluoranthene	10	U
129-00-0	Pyrene	10	U
85-68-7	Butyl benzyl phthalate	10	U
91-94-1	3,3'-Dichlorobenzidine	10	U
56-55-3	Benzo(a)anthracene	10	U
218-01-9	Chrysene	10	U
117-81-7	Bis(2-ethylhexyl)phthalate	10	U
117-84-0	Di-n-octyl phthalate	10	U
205-99-2	Benzo(b)fluoranthene	10	U
207-08-9	Benzo(k)fluoranthene	10	U
50-32-8	Benzo(a)pyrene	10	U
193-39-5	Indeno(1,2,3-cd)pyrene	10	U
53-70-3	Dibenzo(a,h)anthracene	10	U
191-24-2	Benzo(g,h,i)perylene	10	U

(1) Cannot be separated from Diphenylamine

PSS116 S131

1G

SEMIVOLATILE ORGANICS ANALYSIS DATA SHEET
TENTATIVELY IDENTIFIED COMPOUNDS

EPA SAMPLE NO.
FB101707

Lab Name: H2M LABS, INC. Contract: ____

Lab Code: 10478 Case No.: KEY-PSS SAS No.: ____ SDG No.: PSS116

Matrix: (soil/water) WATER Lab Sample ID: 0712002-006B

Sample wt/vol: 1000 (g/mL) ML Lab File ID: A\C37994.D

Level: (low/med) LOW Date Received: 10/17/07

% Moisture: Decanted:(Y/N) N Date Extracted: 10/22/07

Concentrated Extract Volume: 1000 (µl) Date Analyzed: 10/26/07

Injection Volume: 2 (µl) Dilution Factor: 1.00

GPC Cleanup: (Y/N) N pH: ____ Extraction: (Type) SEPF

CONCENTRATION UNITS:
(µg/L or µg/Kg) UG/L

Number TICs found: 1

CAS NUMBER	COMPOUND NAME	RT	EST.CONC.	Q
1.	unknown	4.22	2	BJ

PSS116 S132

1E

PESTICIDE ORGANICS ANALYSIS DATA SHEET

EPA SAMPLE NO.

FB101707

Lab Name: H2M LABS, INC. Contract: _____

Lab Code: 10478 Case No.: KEY-PSS SAS No.: _____ SDG No.: PSS116

Matrix: (soil/water) WATER Lab Sample ID: 0712002-006B

Sample wt/vol: 1000 (g/mL) ML Lab File ID: a00519.raw

% Moisture: Decanted: (Y/N) N Date Received: 10/17/07

Extraction: (Type) SEPF Date Extracted: 10/22/07

Concentrated Extract Volume: 10000 (uL) Date Analyzed: 10/27/07

Injection Volume: 0.5 (uL) Dilution Factor: 1.00

GPC Cleanup: (Y/N) N pH: ____ Sulfur Cleanup: (Y/N) N

CAS NO	COMPOUND	CONCENTRATION UNITS: (µg/L or µg/Kg) UG/L	Q
12674-11-2	Aroclor 1016	1.0	U
11104-28-2	Aroclor 1221	2.0	U
11141-16-5	Aroclor 1232	1.0	U
53469-21-9	Aroclor 1242	1.0	U
12672-29-6	Aroclor 1248	1.0	U
11097-69-1	Aroclor 1254	1.0	U
11096-82-5	Aroclor 1260	1.0	U

PSS116 S133

U.S. EPA - CLP

1

INORGANIC ANALYSIS DATA SHEET

EPA SAMPLE NO

FB101707

Lab Name: H2M LABS, INC.

Lab Code: 10478 Case No. SAS No.: SDG No.: PSS116

Matrix (soil/water): WATER Lab Sample ID: 0712002-006

Level (low/med): LOW Date Received: 10/17/2007

% Solids: 0.0

Concentration Units (ug/L or mg/kg dry weight): UG/L

CAS No.	Analyte	Concentration	C	Q	M
7440-38-2	Arsenic	1.8	U		P
7440-39-3	Barium	3.2	U		P
7440-43-9	Cadmium	0.32	U		P
7440-47-3	Chromium	0.57	U		P
57-12-5	Cyanide	10.0	U	N	CA
7439-92-1	Lead	1.4	U		P
7439-97-6	Mercury	0.10	U		CV
7782-49-2	Selenium	2.4	U		P
7440-22-4	Silver	0.41	U		P

Color Before: COLORLESS Clarity Before: CLEAR Texture: _____

Color After: COLORLESS Clarity After: CLEAR Artifacts: _____

Comments:

Date Reported: 10/29/07

PSS116 S134

1A

VOLATILE ORGANICS ANALYSIS DATA SHEET

EPA SAMPLE NO.

TB101707

Lab Name: H2M LABS, INC. Contract: _____

Lab Code: 10478 Case No.: KEY-PSS SAS No.: _____ SDG No.: PSS116

Matrix: (soil/water) WATER Lab Sample ID: 0712002-007A

Sample wt/vol: 5 (g/mL) ML Lab File ID: A\A56565.D

Level: (low/med) LOW Date Received: 10/17/07

% Moisture: not dec. Date Analyzed: 10/23/07

GC Column: ZB-624 ID: .18 (mm) Dilution Factor: 1.00

Soil Extract Volume: _____ (µL) Soil Aliquot Volume _____ (µL)

CAS NO.	COMPOUND	CONCENTRATION UNITS: (µg/L or µg/Kg) UG/L	Q
74-87-3	Chloromethane	10	U
74-83-9	Bromomethane	10	U
75-01-4	Vinyl chloride	10	U
75-00-3	Chloroethane	10	U
75-09-2	Methylene chloride	10	U
67-64-1	Acetone	10	U
75-35-4	1,1-Dichloroethene	10	U
75-15-0	Carbon disulfide	10	U
75-34-3	1,1-Dichloroethane	10	U
540-59-0	1,2-Dichloroethene (total)	10	U
67-66-3	Chloroform	10	U
107-06-2	1,2-Dichloroethane	10	U
78-93-3	2-Butanone	10	U
71-55-6	1,1,1-Trichloroethane	10	U
56-23-5	Carbon tetrachloride	10	U
75-27-4	Bromodichloromethane	10	U
78-87-5	1,2-Dichloropropane	10	U
10061-01-5	cis-1,3-Dichloropropene	10	U
79-01-6	Trichloroethene	10	U
124-48-1	Dibromochloromethane	10	U
79-00-5	1,1,2-Trichloroethane	10	U
71-43-2	Benzene	10	U
10061-02-6	trans-1,3-Dichloropropene	10	U
75-25-2	Bromoform	10	U
108-10-1	4-Methyl-2-pentanone	10	U
591-78-6	2-Hexanone	10	U
127-18-4	Tetrachloroethene	10	U
79-34-5	1,1,2,2-Tetrachloroethane	10	U
108-88-3	Toluene	10	U
108-90-7	Chlorobenzene	10	U
100-41-4	Ethylbenzene	10	U
100-42-5	Styrene	10	U
1330-20-7	Xylene (total)	10	U

PSS116 S135

1F

VOLATILE ORGANICS ANALYSIS DATA SHEET

TENTATIVELY IDENTIFIED COMPOUNDS

EPA SAMPLE NO.

TB101707

Lab Name: H2M LABS, INC. Contract: _____

Lab Code: 10478 Case No.: KEY-PSS SAS No.: _____ SDG No.: PSS116

Matrix: (soil/water) WATER Lab Sample ID: 0712002-007A

Sample wt/vol: 5 (g/mL) ML Lab File ID: A\A56565.D

Level: (low/med) LOW Date Received: 10/17/07

% Moisture: not dec. Date Analyzed: 10/23/07

GC Column: ZB-624 ID: .18 (mm) Dilution Factor: 1.00

Soil Extract Volume: (µl) Soil Aliquot Volume: 0 (µL)

CONCENTRATION UNITS:

Number TICs found: 0 (µg/L or µg/Kg) UG/L

CAS NUMBER	COMPOUND NAME	RT	EST.CONC.	Q

PSS116 S136

Analytical Data Package For

KEYSPAN
PAULUS, SOKOLOWSKI AND SARTOR,LLC
CLIFTON SOIL & GROUNDWATER SAMPLING
SDG NO: PSS112

Water Samples
Received: 9/21/07 & 9/26/07

SAMPLE DATA SUMMARY PACKAGE

SEPTEMBER 2007

H2M LABS, INC.
Environmental Testing Laboratories
575 Broad Hollow Road, Melville, N.Y. 11747

4. SAMPLE REPORTS

4.1 VOLATILES
4.2 SEMIVOLATILES
4.3 PCBs
4.4 METALS

H2M LABS, INC.

QUALIFIERS FOR REPORTING ORGANICS DATA

Value - If the result is a value greater than or equal to the quantification limit, report the value.

U - Indicates compound was analyzed for but not detected. The sample quantitation limit must be corrected for dilution and for percent moisture. For example, 10U for phenol in water if the sample final volume is the protocol-specified final volume. If a 1 to 10 dilution of extract is necessary, the reported limit is 100 U. For a soil sample, the value must also be adjusted for percent moisture. For example, if the sample had 24% moisture and a 1 to 10 dilution factor, the sample quantitation limit for phenol (330 U) would be corrected to:

$$\frac{(300\ U)}{D} \text{ x df where } D = \frac{100\%moisture}{100}$$

and df - dilution factor

$$\text{For example, at 24\% moisture, } D = \frac{100-24}{100} = 0.76$$

$$\frac{(300\ U)}{.76} \text{ x 10 - 4300 U rounded to the appropriate number of significant figures}$$

For semivolatile soil samples, the extract must be concentrated to 0.5 mL, and the sensitivity of the analysis is not compromised by the cleanup procedures. Similarly, pesticide samples subjected to GPC are concentrated to 5.0 mL. Therefore, the CRQL values in Exhibit C will apply to all samples, regardless of cleanup. However, if a sample extract cannot be concentrated to the protocol-specified volume (see Exhibit C), this fact must be accounted for in reporting the sample quantitation limit.

J - Indicates an estimated value. This flag is used either when estimating a concentration for tentatively identified compounds where a 1:1 response is assumed or when the mass spectral data indicates the presence of a compound that meets the identification criteria but the result is less than the specified quantification limit but greater than zero. (e.g.: If limit of quantification is 10 ug/L and a concentration of 3 ug/L is calculated, report as 3J.) The sample quantitation limit must be adjusted for dilution as discussed for the U flag.

N - Indicates presumptive evidence of a compound. This flag is only used for tentatively identified compounds, where the identification is based on a mass spectral library search. It is applied to all TIC results. For generic characterization of a TIC, such as chlorinated hydrocarbon, the N code is not used.

P - This flag is used for a pesticide/Aroclor target analyte when there is greater than 25% difference for detected concentrations between the two GC columns (see Form X). The lower of the two values is reported of Form I with a "P".

C - This flag applies to pesticide results when the identification has been confirmed by GC/MS.. If GC/MS confirmation was attempted but was unsuccessful, do not apply this flag, instead use a Laboratory defined flag, discussed below.

B - This flag is used when the analyte is found in the associated blank as well as in the sample. It indicates possible probable blank contamination and warns the data user to take appropriate action. This flag must be used for a TIC as well as for a positively identified target compound.

E - This flag identified compounds whose concentrations exceed the calibration range of the GC/MS instrument for that specific analysis. If one or more compounds have a response greater than full scale, except as noted in Exhibit D, the sample or extract must be diluted and re-analyzed according to the specifications in Exhibit D. All such compounds with a response greater than full scale should have the concentration flagged with an "E" on the Form I for the original analysis. If the dilution of the extract causes any compounds identified in the first analysis to be below the calibration ranges in the second analysis, then the results of both analyses shall be reported on separate copies of Form I. The Form I for the diluted sample shall have the "DL" suffix appended to the sample number. NOTE: For total xylenes, where three isomers are quantified as two peaks, the calibration range of each peak should be considered separately, e.g. a diluted analysis is not required for total xylenes unless the concentration of the peak representing the single isomer exceed 200 ug/L or the peak representing the two coeluting isomers on that GC column exceed 400 ug/L. Similarly, if the two 1,2-Dichloroethene isomers coelute, a diluted analysis is not required unless the concentration exceed 400 ug/L.

D - This flag identifies all compounds identified in an analysis at a secondary dilution factor. If a sample or extract is re-analyzed at a higher dilution factor, as in the "E" flag above, the "DL" suffix is appended to the sample number on the Form I for the diluted sample, and all concentration values reported on that Form I are flagged with the "D" flag. This flag alerts data users that any discrepancies between the concentrations reported may be due to dilution of the sample or extract.

A - This flag indicates that a TIC is a suspected aldol-condensation product.

X - This flag indicates suspected column bleed.

Y - This flag denotes concentration of tentatively identified compounds (TICs) to be biased low due to matrix interference with internal standard.

Z - Other specific flags may be required to properly define the results. If used, they must be fully described and such description attached to the Sample Data Summary Package and the SDG narrative. Begin by using "X". If more than one flag is required use "Y" and "Z" as needed. If more than five qualifiers are required for a sample result, used the "X" flag to combine several flags as needed. For instance, the "X" flag might combine "A", "B", and "D" flags for some samples. The laboratory defined flags limited to the letters "X", "Y" and "Z".

The combination of flags "BU' or "UB" is expressly prohibited. Blank contaminants are flagged "B" only when they are detected in the sample.

H2M LABS, INC.

QUALIFIERS FOR METALS ANALYSIS

Q (Quality Control) Qualifiers

E - The reported value is estimated because of the presence of interference. An explanatory note is included in the SDG narrative.

M - Duplicate injection precision not met.

N - Matrix spike sample recovery not within control limits.

S - The reported value was determined by the Method of Standard Additions (MSA).

+ - Correlation coefficient for the MSA is less than 0.995

W - Post digestion spike for Furnace AA analysis is out of control limits (85-115%), while sample absorbance is less than 50% of spike absorbance.

* - Duplicate analysis is not within control limits.

C (Concentration) Qualifiers

B - Entered if the reported value is less than the Contract Required Detection Limit (CRDL) but greater than the Instrument Detection Limit (IDL).

U - Entered if the analyte was analyzed for but not detected, i.e., less than the IDL.

M (Method) Qualifiers

P - Analyzed by ICP.
M - Analyzed by ICP-MS
A - Analyzed by Flame AA.
F - Analyzed by Furnace AA.
CV - Analyzed by Manual Cold Vapor techniques.
AV - Analyzed by Automated Cold Vapor techniques.
C - Analyzed by Manual Spectrophotometric Method.
CA- Analyzed by Midi-distillation Spectrophotometric Method.
NR - Analyte not Required.

PSS112 S39

1A

VOLATILE ORGANICS ANALYSIS DATA SHEET

EPA SAMPLE NO.

SB-BW-GW3

Lab Name: H2M LABS, INC. Contract: _____

Lab Code: 10478 Case No.: KEY-PSS SAS No.: _____ SDG No.: PSS112

Matrix: (soil/water) WATER Lab Sample ID: 0711010-001A

Sample wt/vol: 5 (g/mL) ML Lab File ID: 7\P37881.D

Level: (low/med) LOW Date Received: 09/21/07

% Moisture: not dec. Date Analyzed: 09/27/07

GC Column: R-502.2 ID: .53 (mm) Dilution Factor: 1.00

Soil Extract Volume: _____ (µL) Soil Aliquot Volume _____ (µL)

CAS NO.	COMPOUND	CONCENTRATION UNITS: (µg/L or µg/Kg) UG/L	Q
74-87-3	Chloromethane	10	U
74-83-9	Bromomethane	10	U
75-01-4	Vinyl chloride	10	U
75-00-3	Chloroethane	10	U
75-09-2	Methylene chloride	10	U
67-64-1	Acetone	19	
75-35-4	1,1-Dichloroethene	10	U
75-15-0	Carbon disulfide	9	J
75-34-3	1,1-Dichloroethane	10	U
540-59-0	1,2-Dichloroethene (total)	10	U
67-66-3	Chloroform	10	U
107-06-2	1,2-Dichloroethane	10	U
78-93-3	2-Butanone	22	
71-55-6	1,1,1-Trichloroethane	10	U
56-23-5	Carbon tetrachloride	10	U
75-27-4	Bromodichloromethane	10	U
78-87-5	1,2-Dichloropropane	10	U
10061-01-5	cis-1,3-Dichloropropene	10	U
79-01-6	Trichloroethene	10	U
124-48-1	Dibromochloromethane	10	U
79-00-5	1,1,2-Trichloroethane	10	U
71-43-2	Benzene	1	J
10061-02-6	trans-1,3-Dichloropropene	10	U
75-25-2	Bromoform	10	U
108-10-1	4-Methyl-2-pentanone	10	U
591-78-6	2-Hexanone	10	U
127-18-4	Tetrachloroethene	10	U
79-34-5	1,1,2,2-Tetrachloroethane	10	U
108-88-3	Toluene	2	J
108-90-7	Chlorobenzene	10	U
100-41-4	Ethylbenzene	10	U
100-42-5	Styrene	10	U
1330-20-7	Xylene (total)	5	J

PSS112 S40

1F

VOLATILE ORGANICS ANALYSIS DATA SHEET

TENTATIVELY IDENTIFIED COMPOUNDS

EPA SAMPLE NO.

SB-8W-GW3

Lab Name: H2M LABS, INC. Contract: _____

Lab Code: 10478 Case No.: KEY-PSS SAS No.: _____ SDG No.: PSS112

Matrix: (soil/water) WATER Lab Sample ID: 0711010-001A

Sample wt/vol: 5 (g/mL) ML Lab File ID: 7\P37881.D

Level: (low/med) LOW Date Received: 09/21/07

% Moisture: not dec. Date Analyzed: 09/27/07

GC Column: R-502.2 ID: .53 (mm) Dilution Factor: 1.00

Soil Extract Volume: (µl) Soil Aliquot Volume: 0 (µL)

CONCENTRATION UNITS:

Number TICs found: 0 (µg/L or µg/Kg) UG/L

CAS NUMBER	COMPOUND NAME	RT	EST.CONC.	Q

PSS112 S41

1C

SEMIVOLATILE ORGANICS ANALYSIS DATA SHEET

EPA SAMPLE NO.

8W-GW3

Lab Name: H2M LABS, INC. Contract: _____

Lab Code: 10478 Case No.: KEY-PSS SAS No.: _____ SDG No.: PSS112

Matrix: (soil/water) WATER Lab Sample ID: 0711010-001B

Sample wt/vol: 1000 (g/mL) ML Lab File ID: 7\N21935.D

Level: (low/med) LOW Date Received: 09/21/07

% Moisture: Decanted: (Y/N) N Date Extracted: 09/26/07

Concentrated Extract Volume: 1000 (µL) Date Analyzed: 10/04/07

Injection Volume: 2 (µL) Dilution Factor: 1.00

GPC Cleanup: (Y/N) N pH: ____ Extraction: (Type) SEPF

CAS NO.	COMPOUND	CONCENTRATION UNITS: (µg/L or µg/Kg) UG/L	Q
108-95-2	Phenol	10	U
111-44-4	Bis(2-chloroethyl)ether	10	U
95-57-8	2-Chlorophenol	10	U
541-73-1	1,3-Dichlorobenzene	10	U
106-46-7	1,4-Dichlorobenzene	10	U
95-50-1	1,2-Dichlorobenzene	10	U
95-48-7	2-Methylphenol	10	U
108-60-1	2,2'-oxybis(1-Chloropropane)	10	U
106-44-5	4-Methylphenol	10	U
621-64-7	N-Nitroso-di-n-propylamine	10	U
67-72-1	Hexachloroethane	10	U
98-95-3	Nitrobenzene	10	U
78-59-1	Isophorone	10	U
88-75-5	2-Nitrophenol	10	U
105-67-9	2,4-Dimethylphenol	10	U
111-91-1	Bis(2-chloroethoxy)methane	10	U
120-83-2	2,4-Dichlorophenol	10	U
120-82-1	1,2,4-Trichlorobenzene	10	U
91-20-3	Naphthalene	7	J
106-47-8	4-Chloroaniline	10	U
87-68-3	Hexachlorobutadiene	10	U
59-50-7	4-Chloro-3-methylphenol	10	U
91-57-6	2-Methylnaphthalene	10	U
77-47-4	Hexachlorocyclopentadiene	10	U
88-06-2	2,4,6-Trichlorophenol	10	U
95-95-4	2,4,5-Trichlorophenol	25	U
91-58-7	2-Chloronaphthalene	10	U
88-74-4	2-Nitroaniline	25	U
131-11-3	Dimethylphthalate	10	U
208-96-8	Acenaphthylene	10	U
606-20-2	2,6-Dinitrotoluene	10	U
99-09-2	3-Nitroaniline	25	U
83-32-9	Acenaphthene	6	J
51-28-5	2,4-Dinitrophenol	25	U
100-02-7	4-Nitrophenol	25	U
132-64-9	Dibenzofuran	1	J

PSS112 S42

1D

SEMIVOLATILE ORGANICS ANALYSIS DATA SHEET

EPA SAMPLE NO.

8W-GW3

Lab Name: H2M LABS, INC. Contract: _____

Lab Code: 10478 Case No.: KEY-PSS SAS No.: _____ SDG No.: PSS112

Matrix: (soil/water) WATER Lab Sample ID: 0711010-001B

Sample wt/vol: 1000 (g/mL) ML Lab File ID: 7\N21935.D

Level: (low/med) LOW Date Received: 09/21/07

% Moisture: Decanted: (Y/N) N Date Extracted: 09/26/07

Concentrated Extract Volume: 1000 (µL) Date Analyzed: 10/04/07

Injection Volume: 2 (µL) Dilution Factor: 1.00

GPC Cleanup: (Y/N) N pH: ____ Extraction: (Type) SEPF

CAS NO.	COMPOUND	CONCENTRATION UNITS: (µg/L or µg/Kg) UG/L	Q
121-14-2	2,4-Dinitrotoluene	10	U
84-66-2	Diethylphthalate	10	U
7005-72-3	4-Chlorophenyl-phenylether	10	U
86-73-7	Fluorene	12	
100-01-6	4-Nitroaniline	25	U
534-52-1	4,6-Dinitro-2-methylphenol	25	U
86-30-6	N-Nitrosodiphenylamine	10	U
101-55-3	4-Bromophenyl-phenylether	10	U
118-74-1	Hexachlorobenzene	10	U
87-86-5	Pentachlorophenol	25	U
85-01-8	Phenanthrene	10	U
120-12-7	Anthracene	2	J
86-74-8	Carbazole	4	J
84-74-2	Di-n-butyl phthalate	2	J
206-44-0	Fluoranthene	9	J
129-00-0	Pyrene	6	J
85-68-7	Butyl benzyl phthalate	10	U
91-94-1	3,3´-Dichlorobenzidine	10	U
56-55-3	Benzo(a)anthracene	10	U
218-01-9	Chrysene	10	U
117-81-7	Bis(2-ethylhexyl)phthalate	10	U
117-84-0	Di-n-octyl phthalate	10	U
205-99-2	Benzo(b)fluoranthene	10	U
207-08-9	Benzo(k)fluoranthene	10	U
50-32-8	Benzo(a)pyrene	10	U
193-39-5	Indeno(1,2,3-cd)pyrene	10	U
53-70-3	Dibenzo(a,h)anthracene	10	U
191-24-2	Benzo(g,h,i)perylene	10	U

(1) Cannot be separated from Diphenylamine

PSS112 S43

1G

SEMIVOLATILE ORGANICS ANALYSIS DATA SHEET
TENTATIVELY IDENTIFIED COMPOUNDS

EPA SAMPLE NO.

8W-GW3

Lab Name: H2M LABS, INC. Contract: ____

Lab Code: 10478 Case No.: KEY-PSS SAS No.: ____ SDG No.: PSS112

Matrix: (soil/water) WATER Lab Sample ID: 0711010-001B

Sample wt/vol: 1000 (g/mL) ML Lab File ID: 7\N21935.D

Level: (low/med) LOW Date Received: 09/21/07

% Moisture: Decanted:(Y/N) N Date Extracted: 09/26/07

Concentrated Extract Volume: 1000 (µl) Date Analyzed: 10/04/07

Injection Volume: 2 (µl) Dilution Factor: 1.00

GPC Cleanup: (Y/N) N pH: ___ Extraction: (Type) SEPF

CONCENTRATION UNITS:

Number TICs found: 20 (µg/L or µg/Kg) UG/L

CAS NUMBER	COMPOUND NAME	RT	EST.CONC.	Q
1.	unknown (4.13)	4.13	4	J
2.	C3 substituted benzene (5.08)	5.08	3	J
3.	C3 substituted benzene (5.71)	5.71	2	J
4.	C4 substituted benzene	6.74	3	J
5. 016022-08-5	Bicyclo(3_1_1)heptan-2-one, 3,6,6-	7.57	15	JN
6. 000083-33-0	1H-Inden-1-one, 2,3-dihydro-	8.15	2	JN
7. 000090-12-0	Naphthalene, 1-methyl-	8.54	4	JN
8.	unknown (9.28)	9.28	4	J
9.	unknown (10.68)	10.68	4	J
10.	unknown (12.18)	12.18	21	J
11.	unknown (12.39)	12.39	29	J
12. 000132-65-0	Dibenzothiophene	12.91	4	JN
13. 000084-65-1	9,10-Anthracenedione	14.10	3	JN
14. 000081-83-4	1H-Benz(de)isoquinoline-1,3(2H)-di	14.58	6	JN
15. 000301-02-0	9-Octadecenamide, (Z)-	15.32	4	JN
16. 000112-84-5	Erucylamide	16.47	16	JN
17.	unknown (16.53)	16.53	4	J
18.	unknown (17.36)	17.36	3	J
19.	unknown (17.42)	17.42	3	J
20.	unknown (21.91)	21.91	4	J

PSS112 S44

1E

PESTICIDE ORGANICS ANALYSIS DATA SHEET

EPA SAMPLE NO.

8W-GW3

Lab Name: H2M LABS, INC. Contract: _____

Lab Code: 10478 Case No.: KEY-PSS SAS No.: _____ SDG No.: PSS112

Matrix: (soil/water) WATER Lab Sample ID: 0711010-001B

Sample wt/vol: 1000 (g/mL) ML Lab File ID: a00276.raw

% Moisture: Decanted: (Y/N) N Date Received: 09/21/07

Extraction: (Type) SEPF Date Extracted: 09/25/07

Concentrated Extract Volume: 10000 (uL) Date Analyzed: 10/16/07

Injection Volume: 0.5 (uL) Dilution Factor: 1.00

GPC Cleanup: (Y/N) N pH: ____ Sulfur Cleanup: (Y/N) Y

CAS NO	COMPOUND	CONCENTRATION UNITS: (µg/L or µg/Kg) UG/L	Q
12674-11-2	Aroclor 1016	1.0	U
11104-28-2	Aroclor 1221	2.0	U
11141-16-5	Aroclor 1232	1.0	U
53469-21-9	Aroclor 1242	1.0	U
12672-29-6	Aroclor 1248	1.0	U
11097-69-1	Aroclor 1254	1.0	U
11096-82-5	Aroclor 1260	1.0	U

PSS112 S45

U.S. EPA - CLP

1

INORGANIC ANALYSIS DATA SHEET

EPA SAMPLE NO

GPESB-8W-GW3

Lab Name: H2M LABS, INC.

Lab Code: 10478 Case No. SAS No.: SDG No.: PSS112

Matrix (soil/water): WATER Lab Sample ID: 0711010-001

Level (low/med): LOW Date Received: 9/21/2007

% Solids: 0.0

Concentration Units (ug/L or mg/kg dry weight): UG/L

CAS No.	Analyte	Concentration	C	Q	M
7440-38-2	Arsenic	9.1	B		P
7440-39-3	Barium	264			P
7440-43-9	Cadmium	1.2	B		P
7440-47-3	Chromium	41.2			P
57-12-5	Cyanide	450			CA
7439-92-1	Lead	133			P
7439-97-6	Mercury	0.61			CV
7782-49-2	Selenium	2.4	U		P
7440-22-4	Silver	1.5	B		P

Color Before: BROWN Clarity Before: CLOUDY Texture: _____

Color After: COLORLESS Clarity After: CLEAR Artifacts: _____

Comments:

Date Reported: 10/11/2007

PSS112 S46

1A

VOLATILE ORGANICS ANALYSIS DATA SHEET

EPA SAMPLE NO.

TB 092107

Lab Name: H2M LABS, INC. Contract: _____

Lab Code: 10478 Case No.: KEY-PSS SAS No.: _____ SDG No.: PSS112

Matrix: (soil/water) WATER Lab Sample ID: 0711010-002A

Sample wt/vol: 5 (g/mL) ML Lab File ID: 7\P37882.D

Level: (low/med) LOW Date Received: 09/21/07

% Moisture: not dec. Date Analyzed: 09/27/07

GC Column: R-502.2 ID: .53 (mm) Dilution Factor: 1.00

Soil Extract Volume: _____ (µL) Soil Aliquot Volume _____ (µL)

CAS NO.	COMPOUND	CONCENTRATION UNITS: (µg/L or µg/Kg) UG/L	Q
74-87-3	Chloromethane	10	U
74-83-9	Bromomethane	10	U
75-01-4	Vinyl chloride	10	U
75-00-3	Chloroethane	10	U
75-09-2	Methylene chloride	10	U
67-64-1	Acetone	10	U
75-35-4	1,1-Dichloroethene	10	U
75-15-0	Carbon disulfide	10	U
75-34-3	1,1-Dichloroethane	10	U
540-59-0	1,2-Dichloroethene (total)	10	U
67-66-3	Chloroform	10	U
107-06-2	1,2-Dichloroethane	10	U
78-93-3	2-Butanone	10	U
71-55-6	1,1,1-Trichloroethane	10	U
56-23-5	Carbon tetrachloride	10	U
75-27-4	Bromodichloromethane	10	U
78-87-5	1,2-Dichloropropane	10	U
10061-01-5	cis-1,3-Dichloropropene	10	U
79-01-6	Trichloroethene	10	U
124-48-1	Dibromochloromethane	10	U
79-00-5	1,1,2-Trichloroethane	10	U
71-43-2	Benzene	10	U
10061-02-6	trans-1,3-Dichloropropene	10	U
75-25-2	Bromoform	10	U
108-10-1	4-Methyl-2-pentanone	10	U
591-78-6	2-Hexanone	10	U
127-18-4	Tetrachloroethene	10	U
79-34-5	1,1,2,2-Tetrachloroethane	10	U
108-88-3	Toluene	10	U
108-90-7	Chlorobenzene	10	U
100-41-4	Ethylbenzene	10	U
100-42-5	Styrene	10	U
1330-20-7	Xylene (total)	10	U

PSS112 S47

1F

VOLATILE ORGANICS ANALYSIS DATA SHEET

TENTATIVELY IDENTIFIED COMPOUNDS

EPA SAMPLE NO.

TB 092107

Lab Name: H2M LABS, INC. Contract: _____

Lab Code: 10478 Case No.: KEY-PSS SAS No.: _____ SDG No.: PSS112

Matrix: (soil/water) WATER Lab Sample ID: 0711010-002A

Sample wt/vol: 5 (g/mL) ML Lab File ID: 7\P37882.D

Level: (low/med) LOW Date Received: 09/21/07

% Moisture: not dec. Date Analyzed: 09/27/07

GC Column: R-502.2 ID: .53 (mm) Dilution Factor: 1.00

Soil Extract Volume: (µl) Soil Aliquot Volume: 0 (µL)

CONCENTRATION UNITS:

Number TICs found: 0 (µg/L or µg/Kg) UG/L

CAS NUMBER	COMPOUND NAME	RT	EST.CONC.	Q

PSS112 S48

1A

VOLATILE ORGANICS ANALYSIS DATA SHEET

EPA SAMPLE NO.

SB 092107

Lab Name: H2M LABS, INC. Contract: _____

Lab Code: 10478 Case No.: KEY-PSS SAS No.: _____ SDG No.: PSS112

Matrix: (soil/water) WATER Lab Sample ID: 0711010-003A

Sample wt/vol: 5 (g/mL) ML Lab File ID: 7\P37883.D

Level: (low/med) LOW Date Received: 09/21/07

% Moisture: not dec. Date Analyzed: 09/28/07

GC Column: R-502.2 ID: .53 (mm) Dilution Factor: 1.00

Soil Extract Volume: _____ (µL) Soil Aliquot Volume _____ (µL)

CAS NO.	COMPOUND	CONCENTRATION UNITS: (µg/L or µg/Kg) UG/L	Q
74-87-3	Chloromethane	10	U
74-83-9	Bromomethane	10	U
75-01-4	Vinyl chloride	10	U
75-00-3	Chloroethane	10	U
75-09-2	Methylene chloride	10	U
67-64-1	Acetone	10	U
75-35-4	1,1-Dichloroethene	10	U
75-15-0	Carbon disulfide	10	U
75-34-3	1,1-Dichloroethane	10	U
540-59-0	1,2-Dichloroethene (total)	10	U
67-66-3	Chloroform	10	U
107-06-2	1,2-Dichloroethane	10	U
78-93-3	2-Butanone	10	U
71-55-6	1,1,1-Trichloroethane	10	U
56-23-5	Carbon tetrachloride	10	U
75-27-4	Bromodichloromethane	10	U
78-87-5	1,2-Dichloropropane	10	U
10061-01-5	cis-1,3-Dichloropropene	10	U
79-01-6	Trichloroethene	10	U
124-48-1	Dibromochloromethane	10	U
79-00-5	1,1,2-Trichloroethane	10	U
71-43-2	Benzene	10	U
10061-02-6	trans-1,3-Dichloropropene	10	U
75-25-2	Bromoform	10	U
108-10-1	4-Methyl-2-pentanone	10	U
591-78-6	2-Hexanone	10	U
127-18-4	Tetrachloroethene	10	U
79-34-5	1,1,2,2-Tetrachloroethane	10	U
108-88-3	Toluene	10	U
108-90-7	Chlorobenzene	10	U
100-41-4	Ethylbenzene	10	U
100-42-5	Styrene	10	U
1330-20-7	Xylene (total)	10	U

PSS112 S49

1F

VOLATILE ORGANICS ANALYSIS DATA SHEET

TENTATIVELY IDENTIFIED COMPOUNDS

EPA SAMPLE NO.

SB 092107

Lab Name: H2M LABS, INC. Contract: _____

Lab Code: 10478 Case No.: KEY-PSS SAS No.: _____ SDG No.: PSS112

Matrix: (soil/water) WATER Lab Sample ID: 0711010-003A

Sample wt/vol: 5 (g/mL) ML Lab File ID: 7\P37883.D

Level: (low/med) LOW Date Received: 09/21/07

% Moisture: not dec. Date Analyzed: 09/28/07

GC Column: R-502.2 ID: .53 (mm) Dilution Factor: 1.00

Soil Extract Volume: (µl) Soil Aliquot Volume: 0 (µL)

CONCENTRATION UNITS:

Number TICs found: 0 (µg/L or µg/Kg) UG/L

CAS NUMBER	COMPOUND NAME	RT	EST.CONC.	Q

PSS112 S50

1A

VOLATILE ORGANICS ANALYSIS DATA SHEET

EPA SAMPLE NO.

SB-8W-3 (12-17')DL

Lab Name: H2M LABS, INC. Contract: _____

Lab Code: 10478 Case No.: KEY-PSS SAS No.: _____ SDG No.: PSS112

Matrix: (soil/water) WATER Lab Sample ID: 0711203-001ADL

Sample wt/vol: 5 (g/mL) ML Lab File ID: A\A56485.D

Level: (low/med) LOW Date Received: 09/26/07

% Moisture: not dec. Date Analyzed: 10/17/07

GC Column: ZB-624 ID: .18 (mm) Dilution Factor: 2.00

Soil Extract Volume: _____ (µL) Soil Aliquot Volume _____ (µL)

CAS NO.	COMPOUND	CONCENTRATION UNITS: (µg/L or µg/Kg) UG/L	Q
74-87-3	Chloromethane	20	U
74-83-9	Bromomethane	20	U
75-01-4	Vinyl chloride	20	U
75-00-3	Chloroethane	20	U
75-09-2	Methylene chloride	20	U
67-64-1	Acetone	15	DJ
75-35-4	1,1-Dichloroethene	20	U
75-15-0	Carbon disulfide	20	U
75-34-3	1,1-Dichloroethane	20	U
540-59-0	1,2-Dichloroethene (total)	20	U
67-66-3	Chloroform	20	U
107-06-2	1,2-Dichloroethane	20	U
78-93-3	2-Butanone	200	~~B~~
71-55-6	1,1,1-Trichloroethane	20	U
56-23-5	Carbon tetrachloride	20	U
75-27-4	Bromodichloromethane	20	U
78-87-5	1,2-Dichloropropane	20	U
10061-01-5	cis-1,3-Dichloropropene	20	U
79-01-6	Trichloroethene	20	U
124-48-1	Dibromochloromethane	20	U
79-00-5	1,1,2-Trichloroethane	20	U
71-43-2	Benzene	20	U
10061-02-6	trans-1,3-Dichloropropene	20	U
75-25-2	Bromoform	20	U
108-10-1	4-Methyl-2-pentanone	20	U
591-78-6	2-Hexanone	20	U
127-18-4	Tetrachloroethene	20	U
79-34-5	1,1,2,2-Tetrachloroethane	20	U
108-88-3	Toluene	20	U
108-90-7	Chlorobenzene	20	U
100-41-4	Ethylbenzene	20	U
100-42-5	Styrene	20	U
1330-20-7	Xylene (total)	20	U

PSS112 S53

1F

VOLATILE ORGANICS ANALYSIS DATA SHEET

TENTATIVELY IDENTIFIED COMPOUNDS

EPA SAMPLE NO.

SB-8W-3 (12-17')DL

Lab Name: H2M LABS, INC. Contract: _____

Lab Code: 10478 Case No.: KEY-PSS SAS No.: _____ SDG No.: PSS112

Matrix: (soil/water) WATER Lab Sample ID: 0711203-001ADL

Sample wt/vol: 5 (g/mL) ML Lab File ID: A\A56485.D

Level: (low/med) LOW Date Received: 09/26/07

% Moisture: not dec. Date Analyzed: 10/17/07

GC Column: ZB-624 ID: .18 (mm) Dilution Factor: 2.00

Soil Extract Volume: (µl) Soil Aliquot Volume: 0 (µL)

CONCENTRATION UNITS:

Number TICs found: 1 (µg/L or µg/Kg) UG/L

CAS NUMBER	COMPOUND NAME	RT	EST.CONC.	Q
1.	c3-subs_benzene	16.64	17	JDH

JDH 10/18/07

PSS112 S54

1A

VOLATILE ORGANICS ANALYSIS DATA SHEET

EPA SAMPLE NO.

TB092507

Lab Name: H2M LABS, INC. Contract: _____

Lab Code: 10478 Case No.: KEY-PSS SAS No.: _____ SDG No.: PSS112

Matrix: (soil/water) WATER Lab Sample ID: 0711203-002A

Sample wt/vol: 5 (g/mL) ML Lab File ID: 7\P37888.D

Level: (low/med) LOW Date Received: 09/26/07

% Moisture: not dec. Date Analyzed: 09/28/07

GC Column: R-502.2 ID: .53 (mm) Dilution Factor: 1.00

Soil Extract Volume: _____ (µL) Soil Aliquot Volume _____ (µL)

CAS NO.	COMPOUND	CONCENTRATION UNITS: (µg/L or µg/Kg) UG/L	Q
74-87-3	Chloromethane	10	U
74-83-9	Bromomethane	10	U
75-01-4	Vinyl chloride	10	U
75-00-3	Chloroethane	10	U
75-09-2	Methylene chloride	10	U
67-64-1	Acetone	10	U
75-35-4	1,1-Dichloroethene	10	U
75-15-0	Carbon disulfide	10	U
75-34-3	1,1-Dichloroethane	10	U
540-59-0	1,2-Dichloroethene (total)	10	U
67-66-3	Chloroform	10	U
107-06-2	1,2-Dichloroethane	10	U
78-93-3	2-Butanone	3	J
71-55-6	1,1,1-Trichloroethane	10	U
56-23-5	Carbon tetrachloride	10	U
75-27-4	Bromodichloromethane	10	U
78-87-5	1,2-Dichloropropane	10	U
10061-01-5	cis-1,3-Dichloropropene	10	U
79-01-6	Trichloroethene	10	U
124-48-1	Dibromochloromethane	10	U
79-00-5	1,1,2-Trichloroethane	10	U
71-43-2	Benzene	10	U
10061-02-6	trans-1,3-Dichloropropene	10	U
75-25-2	Bromoform	10	U
108-10-1	4-Methyl-2-pentanone	10	U
591-78-6	2-Hexanone	10	U
127-18-4	Tetrachloroethene	10	U
79-34-5	1,1,2,2-Tetrachloroethane	10	U
108-88-3	Toluene	10	U
108-90-7	Chlorobenzene	10	U
100-41-4	Ethylbenzene	10	U
100-42-5	Styrene	10	U
1330-20-7	Xylene (total)	10	U

PSS112 S60

1F

VOLATILE ORGANICS ANALYSIS DATA SHEET

TENTATIVELY IDENTIFIED COMPOUNDS

EPA SAMPLE NO.

TB092507

Lab Name: H2M LABS, INC. Contract: _____

Lab Code: 10478 Case No.: KEY-PSS SAS No.: _____ SDG No.: PSS112

Matrix: (soil/water) WATER Lab Sample ID: 0711203-002A

Sample wt/vol: 5 (g/mL) ML Lab File ID: 7\P37888.D

Level: (low/med) LOW Date Received: 09/26/07

% Moisture: not dec. Date Analyzed: 09/28/07

GC Column: R-502.2 ID: .53 (mm) Dilution Factor: 1.00

Soil Extract Volume: (µl) Soil Aliquot Volume: 0 (µL)

CONCENTRATION UNITS:

Number TICs found: 0 (µg/L or µg/Kg) UG/L

CAS NUMBER	COMPOUND NAME	RT	EST.CONC.	Q

PSS112 S61

"LOW-FLOW" SAMPLING TECHNIQUE
GROUNDWATER QUALITY PARAMETER READINGS

Project Name.:	Clifton OU-2 Off-Site Area	Personnel:	CJS / CL
		Weather:	Sunny, 60°F
Project Number:	02522-0017-220	Location:	Staten Island, New York
Date:	October 17, 2007		

WELL INFORMATION

Well Number:	GPESB - 1WS	Screened Interval:	4.0 - 9.0'	Pump Start Time:	1259	Total Purged:	
Well Depth:	9.64'	Pump Intake Depth:	8.51'	Pump Stop Time:	1300	Purge Method:	
PID (ppm):	0.2	Pumping Rate:	250 ml/min	Sample Time:	1300	Initial Depth to Water:	8.42'

TIME	TEMPERATURE (^{o}C)	pH (SU)	CONDUCTIVITY (mS/cm)	DISSOLVED OXYGEN (ppm)	TURBIDITY (ntu)	REDUCTION POTENTIAL (mv)	WATER LEVEL (ft.)	Flow Rate (ml/min.)
Criteria	*3%*	*0.1*	*0.030*	*10%*	*10%*	*+/- 10mv*	*0.3 ft*	*200 - 500*

Comments: Static Grab Sample collected due to poor recharge rate.

"LOW-FLOW" SAMPLING TECHNIQUE
GROUNDWATER QUALITY PARAMETER READINGS

Project Name.:	Clifton OU-2 Off-Site Area	Personnel:	CJS / CL
		Weather:	Sunny, 60°F
Project Number:	02522-0017-220	Location:	Staten Island, New York
Date:	October 16, 2007		

WELL INFORMATION

Well Number:	GPESB - 1WI	Screened Interval:	15.0 - 20.0'	Pump Start Time:	1115	Total Purged:	8.58 gallons
Well Depth:	19.65'	Pump Intake Depth:	19.07'	Pump Stop Time:	1225	Purge Method:	
PID (ppm):	0.4	Pumping Rate:	500 ml/min	Sample Time:	1230	Initial Depth to Water:	8.33'

TIME	TEMPERATURE (^{o}C)	pH (SU)	CONDUCTIVITY (mS/cm)	DISSOLVED OXYGEN (ppm)	TURBIDITY (ntu)	REDUCTION POTENTIAL (mv)	WATER LEVEL (ft.)	Flow Rate (ml/min.)
1120	17.49	8.43	1.96	2.03	-5	-71	unable to probe	
1125	17.39	8.60	1.93	4.33	797	-84	"	
1130	17.28	8.61	1.85	3.03	286	-84	"	
1140	18.03	8.48	1.70	1.74	532	-74	"	
1145	17.21	8.51	1.58	4.32	361	-79	"	
1150	17.15	8.46	1.56	4.56	298	-76	"	
1155	17.18	8.45	1.56	9.68	215	-76	"	
1200	17.26	8.47	1.56	9.68	129	-76	"	
1205	17.33	8.40	1.55	4.82	135	-72	"	
1215	17.82	7.91	1.57	5.97	282	-43	"	
1225	17.37	7.93	1.58	4.53	298	-45	"	
Criteria	*3%*	*0.1*	*0.030*	*10%*	*10%*	*+/- 10mv*	*0.3 ft*	*200 - 500*

Comments:

Unable to stabilze turbidity after purging for 1hr & 15min

"LOW-FLOW" SAMPLING TECHNIQUE
GROUNDWATER QUALITY PARAMETER READINGS

Project Name.:	Clifton OU-2 Off-Site Area	Personnel:	CJS / CL
		Weather:	Overcast, 60°F
Project Number:	02522-0017-220	Location:	Staten Island, New York
Date:	October 17, 2007		

WELL INFORMATION

Well Number:	GPESB - 3WS	Screened Interval:	4.0 -9.0'	Pump Start Time:	946	Total Purged:	
Well Depth:	9.61'	Pump Intake Depth:	8.50'	Pump Stop Time:	947	Purge Method:	
PID (ppm):	0	Pumping Rate:	500 ml/min	Sample Time:	947	Initial Depth to Water:	6.81'

TIME	TEMPERATURE (^{o}C)	pH (SU)	CONDUCTIVITY (mS/cm)	DISSOLVED OXYGEN (ppm)	TURBIDITY (ntu)	REDUCTION POTENTIAL (mv)	WATER LEVEL (ft.)	Flow Rate (ml/min.)
Criteria	*3%*	*0.1*	*0.030*	*10%*	*10%*	*+/- 10mv*	*0.3 ft*	*200 - 500*

Comments: Static Grab Sample collected due to poor recharge rate.
Collected approx. 1.5 L before well evacuated. Recharge rate approx. 0.5ft/ 0.5hr. Will collect 1 L for SVOC and 250ml for cyanide and 80ml for VOCs

"LOW-FLOW" SAMPLING TECHNIQUE
GROUNDWATER QUALITY PARAMETER READINGS

Project Name.:	Clifton OU-2 Off-Site Area	Personnel:	CJS / CL
		Weather:	Overcast, 60°F
Project Number:	02522-0017-220	Location:	Staten Island, New York
Date:	October 17, 2007		

WELL INFORMATION

Well Number:	GPESB - 3WD	Screened Interval:	25.0 - 30.0'	Pump Start Time:	913	Total Purged:	
Well Depth:	29.67'	Pump Intake Depth:	29.0'	Pump Stop Time:	915	Purge Method:	
PID (ppm):	0.1	Pumping Rate:	500 ml/min	Sample Time:	915	Initial Depth to Water:	6.28'

TIME	TEMPERATURE (^{o}C)	pH (SU)	CONDUCTIVITY (mS/cm)	DISSOLVED OXYGEN (ppm)	TURBIDITY (ntu)	REDUCTION POTENTIAL (mv)	WATER LEVEL (ft.)	Flow Rate (ml/min.)
Criteria	*3%*	*0.1*	*0.030*	*10%*	*10%*	*+/- 10mv*	*0.3 ft*	*200 - 500*

Comments: Static Grab Sample collected due to poor recharge rate.

"LOW-FLOW" SAMPLING TECHNIQUE
GROUNDWATER QUALITY PARAMETER READINGS

Project Name.:	Clifton OU-2 Off-Site Area	Personnel:	CJS / CL
		Weather:	Sunny, Low 60°F
Project Number:	02522-0017-220	Location:	Staten Island, New York
Date:	October 16, 2007		

WELL INFORMATION

Well Number:	GPESB - 1WI	Screened Interval:	4.0 - 9.0'	Pump Start Time:	940	Total Purged:	
Well Depth:	9.57'	Pump Intake Depth:	8.44'	Pump Stop Time:	1010	Purge Method:	
PID (ppm):	0.1	Pumping Rate:	500 ml/min	Sample Time:	1015	Initial Depth to Water:	5.08'

TIME	TEMPERATURE (^{o}C)	pH (SU)	CONDUCTIVITY (mS/cm)	DISSOLVED OXYGEN (ppm)	TURBIDITY (ntu)	REDUCTION POTENTIAL (mv)	WATER LEVEL (ft.)	Flow Rate (ml/min.)
945	20.2	7.13	1.65	5.28	238	-7	*Unable to probe	
950	20.18	7.75	1.68	1.96	69.6	-48	"	
955	20.33	7.74	1.71	2.18	17.5	-43	"	
1000	20.53	7.76	1.71	9.13	8.7	-43	"	
1005	20.65	7.86	1.72	3.29	8.2	-52	"	
1010	20.69	7.90	1.72	3.32	6.6	-53	"	
Criteria	*3%*	*0.1*	*0.030*	*10%*	*10%*	*+/- 10mv*	*0.3 ft*	*200 - 500*

Comments: Collected Blind Duplicate Sample GPEESB-7WS at 11:30am

"LOW-FLOW" SAMPLING TECHNIQUE
GROUNDWATER QUALITY PARAMETER READINGS

Project Name.:	Clifton OU-2 Off-Site Area	Personnel:	CJS / CL
		Weather:	Partly Cloudy, 68°F
Project Number:	02522-0017-220	Location:	Staten Island, New York
Date:	October 15, 2007		

WELL INFORMATION

Well Number:	GPESB - 5WI	Screened Interval:	10.0 -15.0'	Pump Start Time:	1310	Total Purged:	4.0 gallons
Well Depth:	14.67'	Pump Intake Depth:		Pump Stop Time:	1340	Purge Method:	
PID (ppm):	6.1	Pumping Rate:	500 ml/min	Sample Time:	1345	Initial Depth to Water:	4.52'

TIME	TEMPERATURE (^{o}C)	pH (SU)	CONDUCTIVITY (mS/cm)	DISSOLVED OXYGEN (ppm)	TURBIDITY (ntu)	REDUCTION POTENTIAL (mv)	WATER LEVEL (ft.)	Flow Rate (ml/min.)
1315	19.75	8.34	1.58	5.93	550	-74	unable to probe	
1320	19.75	8.60	1.63	2.66	171	-91	"	
1325	19.95	8.59	1.67	2.71	86.5	-93	"	
1330	20.06	8.58	1.68	3.64	48.3	-94	"	
1335	20.12	8.54	1.69	4.49	35	-93	"	
1340	20.14	8.57	1.70	6.68	26.8	-94	"	
Criteria	*3%*	*0.1*	*0.030*	*10%*	*10%*	*+/- 10mv*	*0.3 ft*	*200 - 500*

Comments:

"LOW-FLOW" SAMPLING TECHNIQUE
GROUNDWATER QUALITY PARAMETER READINGS

Project Name.:	Clifton OU-2 Off-Site Area	Personnel:	CJS / CL
		Weather:	Overcast, 60°F
Project Number:	02522-0017-220	Location:	Staten Island, New York
Date:	October 17, 2007		

WELL INFORMATION

Well Number:	GPESB - 6WS	Screened Interval:	3.0 - 8.0'	Pump Start Time:	1128	Total Purged:	
Well Depth:	9.41'	Pump Intake Depth:		Pump Stop Time:	1130	Purge Method:	
PID (ppm):	0	Pumping Rate:	500 ml/min	Sample Time:	1130	Initial Depth to Water:	5.91'

TIME	TEMPERATURE (^{o}C)	pH (SU)	CONDUCTIVITY (mS/cm)	DISSOLVED OXYGEN (ppm)	TURBIDITY (ntu)	REDUCTION POTENTIAL (mv)	WATER LEVEL (ft.)	Flow Rate (ml/min.)
Criteria	*3%*	*0.1*	*0.030*	*10%*	*10%*	*+/- 10mv*	*0.3 ft*	*200 - 500*

Comments: Static Grab Sample collected due to poor recharge rate.
1 L Amber for SVOCs , 1-250ml HDPE w/NaOH and 2-40ml VOA's for VOCs

"LOW-FLOW" SAMPLING TECHNIQUE
GROUNDWATER QUALITY PARAMETER READINGS

Project Name.:	Clifton OU-2 Off-Site Area	Personnel:	CJS / CL
		Weather:	Partly Cloudy, Low 60°F
Project Number:	02522-0017-220	Location:	Staten Island, New York
Date:	October 15, 2007		

WELL INFORMATION

Well Number:	GPESB - 6WI	Screened Interval:	9.0 - 14.0'	Pump Start Time:	1055	Total Purged:	5.50 gallons
Well Depth:	14.69'	Pump Intake Depth:	13.36'	Pump Stop Time:	1155	Purge Method:	
PID (ppm):	5.4	Pumping Rate:	500 ml/min	Sample Time:	1200	Initial Depth to Water:	5.70'

TIME	TEMPERATURE (^{o}C)	pH (SU)	CONDUCTIVITY (mS/cm)	DISSOLVED OXYGEN (ppm)	TURBIDITY (ntu)	REDUCTION POTENTIAL (mv)	WATER LEVEL (ft.)	Flow Rate (ml/min.)
1100	19.94	8.64	1.46	2.49	739	-106	unable to probe	
1115	19.07	8.80	1.450	8.41	412	-110	"	
1120	19.27	8.85	1.450	9.46	324	-111	"	
1125	19.26	8.82	1.460	7.43	312	-112	"	
1130	19.42	8.79	1.470	4.52	351	-112	"	
1135	19.28	8.77	1.470	4.22	466	-110	"	
1140	19.31	8.77	1.470	9.09	421	-110	"	
1145	19.31	8.76	1.480	9.16	391	-110	"	
1150	18.92	8.72	1.450	9.44	279	-105	"	
1155	19.21	8.78	1.470	7.47	258	-110	"	
Criteria	*3%*	*0.1*	*0.030*	*10%*	*10%*	*+/- 10mv*	*0.3 ft*	*200 - 500*

Comments:

"LOW-FLOW" SAMPLING TECHNIQUE
GROUNDWATER QUALITY PARAMETER READINGS

Project Name.:	Clifton OU-2 Off-Site Area	Personnel:	CJS / CL
		Weather:	Partly Cloudy, Low 60°F
Project Number:	02522-0017-220	Location:	Staten Island, New York
Date:	October 15, 2007		

WELL INFORMATION

Well Number:	GPESB - 8WS	Screened Interval:	3.0 - 8.0'	Pump Start Time:	920	Total Purged:	5.50 gallons
Well Depth:	8.70'	Pump Intake Depth:	7.70'	Pump Stop Time:	950	Purge Method:	
PID (ppm):	1.2	Pumping Rate:	750 ml/min	Sample Time:	955	Initial Depth to Water:	3.72'

TIME	TEMPERATURE (^{o}C)	pH (SU)	CONDUCTIVITY (mS/cm)	DISSOLVED OXYGEN (ppm)	TURBIDITY (ntu)	REDUCTION POTENTIAL (mv)	WATER LEVEL (ft.)	Flow Rate (ml/min.)
925	20.03	7.69	2.11	2.08	0.2	-75	unable to probe	
930	20.63	8.49	2.10	2.21	0.0	-107	"	
935	20.48	8.66	2.09	1.94	0.0	-111	"	
940	20.48	8.68	2.09	2.14	0.0	-111	"	
945	20.72	8.67	2.09	2.17	0.0	-111	"	
950	20.52	8.69	2.08	2.43	0.0	-112	"	
Criteria	*3%*	*0.1*	*0.030*	*10%*	*10%*	*+/- 10mv*	*0.3 ft*	*200 - 500*

Comments: Collected MS/MSD

"LOW-FLOW" SAMPLING TECHNIQUE
GROUNDWATER QUALITY PARAMETER READINGS

Project Name.:	Clifton OU-2 Off-Site Area	Personnel:	CJS / CL
		Weather:	Overcast, 60 °F
Project Number:	02522-0017-220	Location:	Staten Island, New York
Date:	October 17, 2007		

WELL INFORMATION

Well Number:	GPESB - 8WD	Screened Interval:	20.0 - 25.0'	Pump Start Time:	1158	Total Purged:	
Well Depth:	21.45'	Pump Intake Depth:	21.0'	Pump Stop Time:	1200	Purge Method:	
PID (ppm):	0.6	Pumping Rate:	500 ml/min	Sample Time:	1200	Initial Depth to Water:	3.07'

TIME	TEMPERATURE (^{o}C)	pH (SU)	CONDUCTIVITY (mS/cm)	DISSOLVED OXYGEN (ppm)	TURBIDITY (ntu)	REDUCTION POTENTIAL (mv)	WATER LEVEL (ft.)	Flow Rate (ml/min.)
Criteria	*3%*	*0.1*	*0.030*	*10%*	*10%*	*+/- 10mv*	*0.3 ft*	*200 - 500*

Comments: Static Grab Sample collected due to poor recharge rate.

APPENDIX F

Qualitative Human Health Exposure Assessment

89 Willow Avenue
(Off-Site Area)
Clifton Former Manufactured Gas Plant Site
Operable Unit 2 (OU-2)

Staten Island, New York
AOC Index No. D2-0001-98-11
Site #: 2-43-023

Submitted to:
National Grid
1 MetroTech Center
Brooklyn, NY 11201

Submitted by:
GEI Consultants, Inc.
455 Winding Brook Drive
Glastonbury, CT 06033
860-368-5300

May 2008
061140-1-1009

Table of Contents

Executive Summary 3

1. Introduction 6

2. Background Information 7

3. Qualitative Human Exposure Assessment 8

3.1 Current and Reasonably Foreseeable Site Use 8
3.2 Compounds of Potential Concern 9
3.3 Exposure Setting and Identification of Potentially Exposed Populations 10
3.4 Identification of Exposure Pathways 11
3.5 Assessment of Exposure Pathways 13

4. Conclusions 15

Tables

1 Volatile Organic Compounds in Soil
2 Semivolatile Organic Compounds in Soil
3 Metals and Cyanide in Soil
4 PCBs in Soil
5 Volatile Organic Compounds in Groundwater
6 Semivolatile Organic Compounds in Groundwater
7 Metals and Cyanide in Groundwater
8 PCBs in Groundwater
9 Summary of Surface Soil (0 – 2 feet bgs)
10 Summary of Subsurface Soil (2 – 16 feet bgs)
11 Summary of Shallow Groundwater
12 Summary of Deep Groundwater

Figures

1 Site Location Map
2 Summary of Soil Exceedances Post-IRM

Executive Summary

At the request of National Grid, GEI Consultants, Inc. (GEI) prepared this Qualitative Human Health Exposure Assessment (QHHEA) for the third-party-owned 89 Willow Avenue property. This Assessment was undertaken in support of the Supplemental Remedial Investigation (SRI) conducted by Paulus, Sokolowski and Sartor Engineering, PC (PS&S). The QHHEA evaluated whether potentially complete exposure pathways exist for human users of the 89 Willow Avenue property to compounds of potential concern related to the former Manufactured Gas Plant (MGP) site, for which National Grid has responsibility. The former MGP is located adjacent to the east of 89 Willow Avenue parcel. The 89 Willow Avenue property is also referred to as the Off-Site Area of the Former Clifton Manufactured Gas Plant (MGP) Site Operable Unit No. 2 (OU-2). KeySpan Corporation (KeySpan) previously performed a Remedial Investigation (RI) of the former MGP under an Administrative Order on Consent (Index No. D2-0001-98-11) with the New York State Department of Environmental Conservation.

The 89 Willow Avenue parcel is currently a gravel parking lot and the property owner has indicated that the property will be developed with a slab-on-grade commercial warehouse and paved parking areas. The parcel is zoned M3-1 for commercial / manufacturing uses.

During site clearing activities conducted by the property owner in spring 2007, isolated pockets of purifier material were encountered at the 89 Willow Avenue property. Purifier material was used to purify the gas stream during the production of MGP gas and commonly contains iron-complexed cyanide and sulfur compounds that were scrubbed out of the gas stream. In response to encountering purifier material, KeySpan proactively completed a test pit investigation to evaluate the extent of the purifier material under a NYSDEC-approved work plan. Based upon the findings of the test pit investigation KeySpan proposed an Interim Remedial Measure (IRM) to remove the purifier material. Prior to implementing the removal IRM, a Supplemental Remedial Investigation (SRI) was completed to further evaluate the environmental conditions at the 89 Willow Ave property in accordance with the NYSDEC-approved Supplemental Remedial Investigation Work Plan (SRIWP).

The data obtained during the SRI were combined with data obtained from the 89 Willow Avenue parcel as part of the Remedial Investigation for OU-2 (documented in the *Final Remedial Investigation Report Clifton Former MGP Site Operable Unit 2 (OU-2)* dated February of 2005). These data were then used to evaluate the potential qualitative human

health exposure for the 89 Willow Avenue parcel; the findings of this analysis are summarized below and detailed in the remainder of this appendix.

The QHHEA findings indicate that if left unmitigated, there are complete exposure pathways for users of the 89 Willow Ave parcel that could be exposed to soil and groundwater containing chemical constituents at adverse concentrations associated with the adjacent former MGP. However, the property is zoned for Commercial Use, it is being developed for and its foreseeable future use is as a commercial property. This use combined with the intended soil removal IRM greatly reduces the potential for any future users of the property to be exposed to materials associated with the former MGP. The key findings of the QHHEA are as follows:

Soils:

- Under current conditions, a potentially complete exposure pathway exists for current and future construction/utility workers and trespassers to compounds of concern (COCs) in shallow subsurface soils to a depth of 2 feet during site activities. The planned IRM to remove the shallow subsurface soils will eliminate this potential exposure pathway.
- Under current conditions, a potentially complete exposure pathway exists for the current and future construction workers to come into contact with COCs in isolated pockets in deep subsurface soils at approximately 12 to 14 feet below the ground surface. However, these isolated pockets are below the groundwater table, are below typical depths required for construction of footers for a slab-on-grade building, and are at a depth approaching the limits of typical construction excavation equipment (commonly considered to be 15 feet for risk assessment purposes). The relative inaccessibility of these materials and the potential use of institutional controls such as a soils management plan will mitigate any future potential exposure pathway to these deep soils.

Groundwater:

- Several chemicals in groundwater are present at concentrations that exceed NYSDEC Standards, Criteria, and Guidance (SCG) values; however the groundwater is not used as a potable water source and the property will be connected to the New York City water supply system so a complete exposure pathway for ingestion does not exist.
- A potentially complete exposure pathway to shallow groundwater is expected to be limited to those individuals engaged in excavation work (e.g., construction worker and utility worker). Depth to groundwater ranges from two to eight feet below ground surface. The only chemical in shallow groundwater that exceeds

the SCGs and these workers have the potential to come into contact with, is cyanide; however dermal absorption is not a route of exposure for cyanide, therefore a complete exposure pathway is not present.

- Direct contact exposures to deep groundwater are expected to be limited to those individuals engaged in excavation work (e.g., construction worker and utility worker). However, implementation of institutional controls such as a soil and groundwater management plan will minimize this potential pathway.

The SRI identified concentrations of constituents that pose potentially complete exposure pathways to the users of 89 Willow Ave when compared to unrestricted land use activities. However, the site's zoning, current, and future use are consistent with industrial/commercial land use which dramatically reduce the potential for exposure. Therefore, when considering the intended commercial use and when comparing to the Restricted Commercial Use SCOs, the only potential exposure pathways are to soils at or greater than 12 feet deep and to groundwater beneath the site. These potential pathways are mitigated by the commercial land use, the lack of groundwater use at the site, and by the use of soil and groundwater management plans minimizing the potential for contact and exposure.

1. Introduction

At the request of National Grid, GEI Consultants, Inc. (GEI) prepared this Qualitative Human Health Exposure Assessment (QHHEA) for the 89 Willow Avenue property (Site) that is located in the Clifton neighborhood of Staten Island, New York. The location of the property is provided in Figure 1. The 89 Willow Avenue Property is also referred to as the Off-Site Area of the Former Clifton Manufactured Gas Plant (MGP) Site Operable Unit 2 (OU-2) which is located to the east of the parcel (Figure 1). The 89 Willow Avenue property is located within the investigation area of the OU-2.

This QHHEA was prepared in support of the Supplemental Remedial Investigation (SRI) conducted by Paulus, Sokolowski and Sartor Engineering, P.C. (PS&S PC) during September and October 2007 on behalf of National Grid to evaluate the environmental conditions of the 89 Willow Avenue property prior to completing an interim remedial measure (IRM) removal of MGP-related purifier material previously encountered within shallow subsurface soils at the 89 Willow Avenue Property. Purifier material was used to purify the gas stream during the production of MGP gas and commonly contains iron-complexed cyanide and sulfur compounds that were scrubbed out of the gas stream.

The objectives of the QHHEA were to evaluate the potential for human exposure to chemicals of potential concern (COPCs) on the 89 Willow Ave parcel that may be associated with the former MGP, and to evaluate whether the planned soil removal IRM would mitigate those potentially complete exposure pathways.

The QHHEA was performed to meet the requirements identified in the New York State Department of Health's (NYSDOH) November 9, 2000 guidance memorandum titled *New York State Department of Health, Qualitative Human Health Exposure Assessment (NYSDEC, 2002).*

2. Background Information

The following section provides a summary of background information regarding the site setting.

The 89 Willow Avenue consists of two parcels: Block 2841 and Lot 225 and Block 2841 Lot 138. The property is zoned M3-1 for commercial / manufacturing uses. The property is privately owned, is currently an undeveloped gravel lot, and based upon the property owner has indicated to National Grid that the property will be developed as a slab-on-grade commercial warehouse. However, the development plans for the property were not available for review and the actual footprint of the proposed warehouse is unknown.

The surrounding property uses are as follows: to the north and west of the property is the Staten Island Railroad (SIRR) right of way and active tracks. A parking lot and machine shop currently exist to the southwest of the property. South of the property is Willow Avenue and then residential condominiums. The former MGP site (OU-2) is located adjacent and to the east of the property. A storm sewer is located on the north and east side of the 89 Willow Avenue Property along the property line with the former MGP and along the SIRR tracks.

Prior to 2007, the property was a wooded and abandoned railroad spur embankment of the SIRR. In the spring of 2007, the owner of the 89 Willow Avenue Parcel excavated the abandoned railroad spur in preparation for site development. Isolated pockets of purifier material were encountered on the 89 Willow Avenue property during the excavation. In response, KeySpan proactively completed a test pit investigation to identify the extent of the purifier material at the property under a NYSDEC-approved work plan. Based upon the findings of this investigation, KeySpan proposed an IRM to remove the purifier material. Prior to implementing the removal IRM, a Supplemental Remedial Investigation (SRI) was completed to further evaluate the environmental conditions at the 89 Willow Ave property in accordance with the NYSDEC-approved Supplemental Remedial Investigation Work Plan (SRIWP). The findings from this investigation were combined with data obtained from the 89 Willow Avenue parcel as part of the remedial investigation of the OU-2 portion of the former RI. This complete data set was then used to assess the potential for complete exposure pathways to exist on the parcel. Section 3 (below) describes the QHHEA process and findings.

3. Qualitative Human Exposure Assessment

The following section provides a discussion of the QHHEA, selection of chemicals of potential concern, and the evaluation of potential complete exposure pathways to humans from contaminants originating from the site.

An exposure pathway describes the means by which a potential receptor may be exposed to contaminants originating from a site. Assessment of potential exposure pathways includes the following five elements (NYSDEC, 2002):

- A contaminant source
- Contaminant release and transport mechanisms
- A point of exposure
- A route of exposure
- A receptor population

The NYSDEC and NYSDOH consider an exposure pathway complete when all five elements of an exposure pathway are documented. An exposure pathway may be eliminated from further evaluation when any one of the five elements comprising an exposure pathway has not existed in the past, does not exist in the present, and will never exist in the future (NYSDEC, 2002).

It is important to note that this qualitative exposure assessment assumes that contaminant conditions currently have not been mitigated and will be mitigated in part by the IRM.

3.1 Current and Reasonably Foreseeable Site Use

The 89 Willow Avenue property is located in a M3-1 zone designated specifically for manufacturing use. Site use activities are, therefore, expected to remain either commercial or manufacturing. Consistent with this designation, discussions between National Grid and the current property owner indicate the 89 Willow Avenue property is scheduled to be developed as a slab-on-grade warehouse and adjacent paved parking lot. Residential use is not permitted under the current zoning classification. As such, a future on-site residential scenario was not considered in this exposure assessment.

A Revised Interim Remedial Measure (IRM) Work Plan is currently being prepared by PS&S. The IRM Work Plan will detail the planned excavations of the top three to approximately seven feet of soils that exceed both NYSDEC Subpart 375 Protection of Human Health Unrestricted Soil Cleanup Objective (SCO) for unrestricted use

[unrestricted SCOs] and for restricted commercial use [restricted commercial SCOs]. Clean fill will be backfilled in the excavation to further minimize potential direct exposure risks to future construction and utility workers. As discussed below, the planned IRM coupled with, backfilling of clean soils, planned construction of a commercial warehouse and associated paved parking lot effectively eliminate the potential for exposure to shallow soils exceeding the commercial use SCO that are above a depth of approximately 12 feet.

3.2 Compounds of Potential Concern

The following section provides a brief summary of the chemicals of potential concern (COPCs) encountered within the soils and groundwater and the screening criteria used to evaluate whether potential exposure pathways exist. If present at concentrations that exceed the screening criteria, the COPCs represent an exposure point will be evaluated below in Section 3.3 to determine if there are complete routes of exposure are users of the 89 Willow Avenue Property can come into contact with the COPCs.

The site analytical data were classified into four categories to assess potential human health exposures:

- Shallow subsurface soil samples comprising soil collected at a depth of two feet below ground surface (bgs) or shallower
- Deep subsurface soil comprising soil samples collected deeper than two feet bgs. Subsurface soil depths ranged from two feet to 41 feet bgs.
- Shallow groundwater samples collected from monitoring wells screened within the upper five feet of the water table [groundwater interface]. Water table depth varied throughout the 89 Willow Avenue property from two to eight feet bgs.
- Deep groundwater samples collected from monitoring wells screened deeper than five feet below the top of the water table. Deep groundwater screened intervals ranged from nine to 20.5 bgs.

Laboratory analytical results of the shallow and deep subsurface soil samples indicate the presence of semi-volatile organic compounds(SVOCs), metals, and cyanide at levels that exceed the Part 375 unrestricted SCO. Constituents detected above unrestricted SCOs considered potentially MGP-related include: SVOCs, particularly polycyclic aromatic hydrocarbons (PAHs), arsenic, lead, mercury, and cyanide. When compared to the Part 375 Restricted Commercial Use SCOs, only individual PAHs and cyanide exceed the screening criteria. When the extent and depth of the planned excavation IRM is considered, only soils at depths of 12 feet or greater at four locations (GPESB-1, 6, 7, and 10) contain COPC in excess of the Restricted Commercial Use SCOs (Tables 1 through 4, Figure 2).

Analytical results for shallow groundwater [water table interface] indicated the presence of cyanide at concentrations exceeding the NYSDEC Ambient Water Quality Standards (AWQS). Cyanide is considered a potentially MGP-related chemical. Analytical results for deep groundwater samples indicate the presence of metals, PAHs, (volatile organic compounds) VOCs, and cyanide. Potentially MGP-related chemicals in groundwater include benzene, toluene, total xylenes, naphthalene, lead, and cyanide. A summary of soil analytical data is provided on Tables 5 through 8. It should be noted that the excavation of impacted soil to a depth of approximately 3 to 7 feet bgs will likely improve the shallow groundwater quality likely mitigating the cyanide detections exceeding the AWQS.

The NYSDEC-approved work plan did not include soil vapor sampling. This QHHEA does not anticipate soil vapor as an exposure pathway since VOCs were not detected in the soils (shallow and subsurface) or shallow groundwater. Without a source for VOCs, soil vapor sampling is not warranted.

Chemicals not detected at least once above the limit of detection and a detection of less than 5% of the data set were excluded from the assessment. With these two exceptions, if one or more COPC(s) exceeded the screening criteria in soil or groundwater, then there exists a potential exposure point to the COPCs. Tables 9 through 12 provide a summary of the detected constituents by sample classification (*e.g.*, shallow subsurface soil, deep subsurface soil, shallow and deep groundwater) and location. In addition, the tables provide a statistical summary of their detections. The chemicals listed in Tables 9 through 12 meet the above criteria to qualify as a COPC.

3.3 Exposure Setting and Identification of Potentially Exposed Populations

The QHHEA provides qualitative descriptions of potential exposures to site-related COPCs for human populations who may reasonably be expected to contact site media under current or future conditions. The exposure assessment is comprised of two components:

- Description of exposure setting and identification of potentially exposed populations; and
- Identification of exposure pathways.

Under current and future site use conditions, the potentially exposed populations (*i.e.* potential receptors) are those that might come into contact with those COPCs identified in the previous section. The future exposure scenarios consider the impending IRM to

remove shallow subsurface soils containing purifier material. These potentially exposed populations and pathways of exposure are described below.

89 Willow Avenue Property Current Scenarios (Pre-IRM)

The current 89 Willow Avenue property is an accessible undeveloped cleared lot overlaid by gravel. As such, no work activities are currently occurring on the site. A sewer line located at the northern portion of the property is the only on-site utility. The receptors considered in the assessment under current site conditions include the following:

- On-site utility/commercial workers – Workers may need to access the sewer system to conduct maintenance and repair.
- On-site trespassers – adult, adolescent, and child.

89 Willow Avenue Future Scenarios (Post IRM)

As stated previously, future uses of the site includes construction of a commercial warehouse with a paved parking area. As such, the future use is anticipated to be consistent with the land uses under the M3-1 manufacturing zoning classification. Trespassers' were removed from consideration as a result of the impending IRM. Workers conducting the soil removal IRM will operate under a site-specific health and safety plan, will be OSHA 1910.120 trained workers, and will wear personal protective equipment thereby mitigating potential exposure to the construction workers. Following completion of IRM, shallow soils that may be disturbed as part of the warehouse construction will either be clean backfill placed during the IRM or will be at concentrations below the commercial use SCO. Therefore, there is no future exposure posed to on-site construction workers.

3.4 Identification of Exposure Pathways

This QHHEA considers exposure pathways for shallow subsurface soil, deep subsurface soil, and shallow/deep groundwater in accordance with the approved NYSDEC Supplemental Remedial Investigation Work Plan. The table provided at the end of this section summarizes the current and future qualitative exposure pathways for the 89 Willow Avenue property.

Currently, the 89 Willow Avenue property is an accessible undeveloped gravel lot. Trespassers can potentially be exposed through dermal contact, ingestion, and inhalation of surface soils. Utility/commercial workers who may maintain or repair the on-site sewer system have potential complete exposure pathways that include dermal contact,

ingestion, and inhalation of particulate dust from to shallow subsurface soils, deep subsurface soils, and groundwater (shallow and deep). The impending IRM will mitigate these potential exposure pathways and because the IRM is anticipated to be conducted in the immediate near future, the opportunity for incidental contact by trespassers or maintenance workers is relatively brief.

There is no current or known future use of groundwater for consumptive or other purposes. Groundwater depths ranged from four to eight feet below grade. Consequently, the only potential complete exposure pathways for groundwater are current and future dermal contact with the groundwater. These potential exposures are most likely to occur for the construction worker and the utility worker performing excavation at the site and during the development of the proposed future warehouse. However, shallow groundwater only contains cyanide in excess of the AWQS. As discussed in the section below dermal absorption is not a route of exposure for cyanide, and therefore a complete exposure pathway is not present.

Future uses of the site include the development of a warehouse and paved parking lot. In this scenario, potential complete exposure pathways to COPCs via dermal contact, ingestion, and inhalation of dust exist for future utility /commercial workers and construction workers performing excavation of soils given the nature of their work (*i.e.*, accessing subsurface sewer system, installing utility lines or trenching, excavation, installing deep piles, etc.). However, these activities would only occur after completion of the soil removal IRM. Therefore, future construction workers would only contact clean fill soils or soils that already meet the commercial use SCOs. Construction workers may contact groundwater during trenching activities, since the depth to groundwater is relatively shallow and in places less than eight feet below ground surface.

The remediation activities planned for the site will remove trespassers as potential receptors since there will no longer be an exposure point in shallow subsurface soils. A soil management plan would minimize exposure to soil and groundwater contaminants for both current and future construction and utility worker scenarios.

Summary of Complete Qualitative Exposure Pathways

Pre-IRM/ Current Condition	
Current Potential Receptor	**Complete Exposure Pathway**
Utility Worker	SVOCs, metals, and cyanide in both shallow and deep subsurface soils Cyanide in shallow groundwater Metals, VOCs, SVOCs and cyanide in deep groundwater
Construction Worker	SVOCs, metals, and cyanide in both shallow and deep subsurface soils Cyanide in shallow groundwater Metals, VOCs, SVOCs and cyanide in deep groundwater
Trespasser	SVOCs, metals and cyanide in surface soils
Post IRM / Future Condition	
Future Potential Receptor	**Complete Exposure Pathway**
Utility Worker	SVOCs and cyanide in deep subsurface soils Metals, VOCs, and SVOCs in deep groundwater
Construction Worker	SVOCs, metals, and cyanide in deep subsurface soils Metals, VOCs, and SVOCs in deep groundwater

3.5 Assessment of Exposure Pathways

Using the data collected during the SRI sampling program and former RI data, each potential exposure pathway identified above is assessed in the following section. A complete exposure pathway exists when a COC is present in a media above the screening criteria (potential exposure point) and a potential receptor can be exposed to that COC through one or more of the exposure routes identified in subsection 3.5. Tables 9 and Table 10 provide a summary of the COCs for shallow and deep subsurface soils. A summary of the shallow and deep groundwater COCs are provided on Tables 11 and 12.

Shallow Subsurface Soil

Currently, a complete exposure pathway to PAHs, metals, and cyanide exists for the potential current and future trespassers, construction and utility workers at the 89 Willow Avenue property in shallow subsurface soils. The site is currently accessible to trespassers and the potential for exposure via ingestion, dermal contact, and inhalation of soil particulates exists for these receptors. The pending implementation of the soil removal IRM and placement of clean fill will eliminate the potential exposure pathway to these constituents in the shallow subsurface soils. Workers conducting the IRM will be properly trained and will don personal protective equipment as appropriate to mitigate their potential exposure during the IRM. Construction of the slab-on-grade warehouse will only occur following the IRM. These construction workers will only contact clean

fill or soils that meet the commercial SCOs; therefore, there is no exposure to these future construction workers.

Deep Subsurface Soils

A complete exposure pathway to PAHs, metals and cyanide in subsurface soils in excess of the unrestricted SCO exists for current and future construction workers and utility workers. However, only concentrations of PAHs and cyanide exceed the Commercial Restricted SCO. Given the nature of their work (*i.e.*, trenching, excavation, installing deep piles, etc.), construction workers have the potential to contact subsurface soil via ingestion and dermal contact. Potential exposure pathways for utility workers may be complete due to the presence of subsurface sewer and potential water facilities associated with future construction at the property.

Exposure to subsurface soils (up to 15 feet bgs) is only possible if the soils are disturbed. Exposure through dermal contact and incidental ingestion for these receptors would only be possible if excavation of soils below 12 feet in the vicinity of SRI exploration locations GPESB-6W and GPESB-10 at 89 Willow Avenue.

Groundwater

Evaluation of groundwater concentrations at the 89 Willow Avenue property indicates that metals including (chromium, lead, mercury, and selenium) and cyanide are present at concentrations that are at or above applicable SCGs (Table 6). VOCs (including benzene, toluene, and xylene) and PAHs (including naphthalene and acenaphthene) are present in deep groundwater however these chemicals are isolated to two areas at the site. Groundwater is not used as a potable water source so a complete exposure pathway for ingestion does not exist at this site. The site will be connected to the New York City Public water supply system eliminating this potential pathway.

Direct contact exposures to shallow groundwater are expected to be limited to those individuals engaged in excavation work. Of the above-mentioned chemicals only cyanide is present in the shallow groundwater in concentrations at or above the SCGs. Even though cyanide does exceed the SCGs in four locations (GPESB-3WS, GPESB-5WS, GPESB-3WS, and GPESB-7WS), dermal absorption is not a route of exposure for cyanide, and therefore a complete exposure pathway is not present.

Direct contact exposures to deep groundwater are expected to be limited to those individuals engaged in excavation work (e.g., construction worker and utility worker). However, implementation of institutional controls such as a soil and groundwater management plan will minimize this potential pathway.

4. Conclusions

The 89 Willow Avenue property is currently a gravel parking lot. The private property owner indicated the future site use will be a slab-on-grade commercial warehouse with paved parking areas.

Although the Qualitative Human Health Exposure Assessment indicates there are current complete exposure pathways to Chemicals of Potential Concern (COPCs) at the site, this evaluation was based on comparison to the Part 375 Unrestricted SCOs. When comparing the concentrations of chemicals detected in this SRI to the Restricted Commercial Use Soil Cleanup Objectives most of the detected chemicals in the shallow soils meet the protection of public health-commercial use criteria requiring no remedial action. Regardless the planned IRM at the site, which includes the removal of isolated pockets of purifier wastes and the removal of the top three to seven feet of soil, will eliminate the complete pathway presented by the shallow subsurface soils.

Only soils at depths greater than 12 feet below the ground surface pose a potential pathway of concern. These soils (at sample locations GPESB-1W, 6W, 7, and 10) are below the water table, below the typical depth for slab-on-grade footer construction, and are approaching the practical limits of typical construction excavation equipment depths (commonly considered to be 15 feet for risk assessment purposes). Therefore, it is unlikely that incidental contact with these deep soils would occur except for the possible future utility worker who may repair the on-site storm sewer. However, institutional controls such as a soil management plan can mitigate this potential pathway.

Several chemicals in groundwater are present at concentrations that exceed NYSDEC Standards, Criteria, and Guidance (SCG) values; however the groundwater is not used as a potable water source so a complete exposure pathway for ingestion does not exist at this site. Direct contact exposures to shallow groundwater are expected to be limited to those individuals engaged in excavation work and only cyanide exceeds the SCGs in the shallow groundwater where contact is probable. However dermal absorption is not a route of exposure for cyanide, therefore a complete exposure pathway is not present.

Direct contact exposures to deep groundwater are expected to be limited to those individuals engaged in excavation work (e.g., construction worker and utility worker). However, implementation of institutional controls will minimize this potential exposure pathway.

In summary, the site's zoning, current, and future use are consistent with industrial/ commercial land use which dramatically reduce potential human health risks. The impending soil removal IRM and institutional controls can eliminate all potential complete pathways, thus eliminating human health risks, for the site.

Tables

APPENDIX F
TABLE 1 (cont.)
OFF-SITE AREA (89 WILLOW AVENUE)
SUPPLEMENTAL REMEDIAL INVESTIGATION
VOLATILE ORGANIC COMPOUNDS IN SOIL

Sample Number:	**SubPart 375 Protection of Public Health Restricted Commercial SCO**	**SubPart 375 Protection of Public Health Unrestricted SCO**	**GPESB-1W-1**		**GPESB-1W-2**		**GPESB-1W-3**		**GPESB-1W-4**		**GPESB-1W-5**		**GPESB-1W-6**	
Lab Sample ID No:			**0711008-001A**		**0711202-001A**		**0711202-002A**		**0711202-003A**		**0711390-001A**		**0711390-002A**	
Depth (ft bgs):			**0.5 - 1.0**		**1.5 - 2.0**		**4.5 - 5.0**		**4.5 - 5.0**		**17.0 - 17.5**		**31.0 - 32.0**	
Sample Type:			**Soil**		**Soil**		**Soil**		**Soil**		**Soil**		**Soil**	
Sample Date:			**9/21/2007**		**9/21/2007**		**9/21/2007**		**9/21/2007**		**10/1/2007**		**10/1/2007**	
Units:			**mg/kg**	**Q**	**mg/kg**	**Q**	**mg/kg**	**Q**	**mg/kg**	**Q**	**mg/kg**	**Q**	**mg/kg**	**Q**
Methylene chloride	500	0.05	0.01	BJ	0.003	BJ	0.003	BJ	0.002	BJ	0.015	U	0.022	B
Acetone	500	0.05	0.012	U	0.012	U	0.012	U	0.012	U	0.18		1.8	D
Carbon disulfide	500	--	0.012	U	0.002	J	0.012	U	0.012	U	0.015	U	0.003	J
2-Butanone	500	0.12	0.012	U	0.012	U	0.012	U	0.012	U	0.058		0.23	
Benzene	44	0.06	0.012	U	0.012	U	0.012	U	0.012	U	0.014	J	0.018	U
Tetrachloroethene	150	1.3	0.012	U	0.012	U	0.012	U	0.012	U	0.015	U	0.018	U
Toluene	500	0.7	0.012	U	0.012	U	0.012	U	0.012	U	0.004	J	0.018	U
Ethylbenzene	390	1	0.012	U	0.012	U	0.012	U	0.012	U	0.17		0.018	U
Styrene	500	--	0.012	U	0.012	U	0.012	U	0.012	U	0.015	U	0.018	U
Xylene (total)	500	0.26	0.012	U	0.012	U	0.012	U	0.012	U	0.017		0.018	U
Total VOCs	--	--	0.01		0.005		0.003		0.002		0.438		2.055	
Total BTEX	--	--	ND		ND		ND		ND		0.205		ND	
Total TICs	--	--	ND		ND		ND		ND		1.245		0.101	

NOTES:
U - Indicates a compound was analyzed for, but not detected. For results marked U, the numerical value is the compound MDL or PQL.
J - Indicates an estimated value.
E - Indicates concentration exceeds the calibrated range of the instrument. Concentrations in diluted sample are lower.
B - Indicates that the analyte was found in the blank as well as the sample. It indicates possible/probable blank contamination.
NA - Indicates that sample was not analyzed.
Q - Indicates laboratory qualifier.
-- No established standard
VOCs - Volatile Organic Compounds
BTEX - Benzene, Xylene, Ethyl Benzene, and Toluene
TICs - Tentatively Identified Compounds
D - Indicates that the analyte was detected from a dilution analysis
R - Indicates that the result was rejected after verification
The Restricted Commercial Soil Cleanup Objective was taken from the most recent version of SubPart 375-6.
The Unrestricted Soil Cleanup Objective was taken from the most recent version of SubPart 375-6.
Shading indicates that the detected result value exceeds the Unrestricted Commercial Soil Cleanup Objective SubPart 375-6.
Shading and bolding indicates that the detected result value exceeds the Restricted Commercial and Unrestricted Soil Cleanup Objective SubPart 375-6.

APPENDIX F
TABLE 1 (cont.)
OFF-SITE AREA (89 WILLOW AVENUE)
SUPPLEMENTAL REMEDIAL INVESTIGATION
VOLATILE ORGANIC COMPOUNDS IN SOIL

Sample Number:	**SubPart 375 Protection of Public Health Restricted Commercial SCO**	**SubPart 375 Protection of Public Health Unrestricted SCO**	**GPESB-1W-7**		**GPESB-1WA-1**		**GPESB-1WA-2**		**GPESB-1WA-3**		**GPESB-1WA-4**		**GPESB-2-1**	
Lab Sample ID No:			**0711390-003A**		**0711566-001A**		**0711566-002A**		**0711566-003A**		**0711566-004A**		**0711008-003A**	
Depth (ft bgs):			**35.0 - 36.0**		**0.5 - 2.0**		**5.5 - 6.5**		**22.25 - 23.25**		**25.0 - 26.0**		**0.5 - 1.0**	
Sample Type:			**Soil**		**Soil**		**Soil**		**Soil**		**Soil**		**Soil**	
Sample Date:			**10/1/2007**		**10/4/2007**		**10/4/2007**		**10/4/2007**		**10/4/2007**		**9/21/2007**	
Units:			**mg/kg**	**Q**	**mg/kg**	**Q**	**mg/kg**	**Q**	**mg/kg**	**Q**	**mg/kg**	**Q**	**mg/kg**	**Q**
Methylene chloride	500	0.05	0.063	BJ	0.007	BJ	0.008	BJ	0.013	BJ	0.01	BJ	0.011	U
Acetone	500	0.05	3.1	D	0.011	U	0.014	U	1.1	DB	1.5	DB	0.011	U
Carbon disulfide	500	--	0.089	U	0.011	U	0.014	U	0.004	J	0.023	U	0.011	U
2-Butanone	500	0.12	0.61		0.011	U	0.014	U	0.19		0.18		0.011	U
Benzene	44	0.06	0.089	U	0.011	U	0.014	U	0.02	U	0.023	U	0.011	U
Tetrachloroethene	150	1.3	0.089	U	0.011	U	0.014	U	0.02	U	0.023	U	0.011	UJ
Toluene	500	0.7	0.089	U	0.011	U	0.014	U	0.02	U	0.023	U	0.011	U
Ethylbenzene	390	1	0.089	U	0.011	U	0.014	U	0.02	U	0.023	U	0.011	U
Styrene	500	--	0.089	U	0.011	U	0.014	U	0.02	U	0.023	U	0.011	U
Xylene (total)	500	0.26	0.089	U	0.011	U	0.014	U	0.02	U	0.023	U	0.011	U
Total VOCs	--	--	3.773		0.007		0.008		1.307		1.69		0.011	
Total BTEX	--	--	ND		ND		ND		ND		ND		ND	
Total TICs	--	--	0.565		0.055		0.107		0.135		0.051		ND	

NOTES:
U - Indicates a compound was analyzed for, but not detected. For results marked U, the numerical value is the compound MDL or PQL.
J - Indicates an estimated value.
E - Indicates concentration exceeds the calibrated range of the instrument. Concentrations in diluted sample are lower.
B - Indicates that the analyte was found in the blank as well as the sample. It indicates possible/probable blank contamination.
NA - Indicates that sample was not analyzed.
Q - Indicates laboratory qualifier.
-- No established standard
VOCs - Volatile Organic Compounds
BTEX - Benzene, Xylene, Ethyl Benzene, and Toluene
TICs - Tentatively Identified Compounds
D - Indicates that the analyte was detected from a dilution analysis
R - Indicates that the result was rejected after verification
The Restricted Commercial Soil Cleanup Objective was taken from the most recent version of SubPart 375-6.
The Unrestricted Soil Cleanup Objective was taken from the most recent version of SubPart 375-6.
Shading indicates that the detected result value exceeds the Unrestricted Commercial Soil Cleanup Objective SubPart 375-6.
Shading and bolding indicates that the detected result value exceeds the Restricted Commercial and Unrestricted Soil Cleanup Objective SubPart 375-6.

APPENDIX F
TABLE 1 (cont.)
OFF-SITE AREA (89 WILLOW AVENUE)
SUPPLEMENTAL REMEDIAL INVESTIGATION
VOLATILE ORGANIC COMPOUNDS IN SOIL

Sample Number:	**SubPart 375 Protection of Public Health Restricted Commercial SCO**	**SubPart 375 Protection of Public Health Unrestricted SCO**	**GPESB-2-2**		**GPESB-2-3**		**GPESB-3W-1**		**GPESB-3W-2**		**GPESB-3W-3**		**GPESB-4-1**	
Lab Sample ID No:			**0711076-001A**		**0711390-004A**		**0711008-004A**		**0711076-002A**		**0711326-001A**		**0711008-005A**	
Depth (ft bgs):			**4.5 - 5.0**		**17.5 - 18.5**		**0.5 - 1.0**		**4.5 - 5.0**		**27.0 - 28.0**		**0.5 - 1.0**	
Sample Type:			**Soil**		**Soil**		**Soil**		**Soil**		**Soil**		**Soil**	
Sample Date:			**9/24/2007**		**10/1/2007**		**9/21/2007**		**9/24/2007**		**9/28/2007**		**9/21/2007**	
Units:			**mg/kg**	**Q**	**mg/kg**	**Q**	**mg/kg**	**Q**	**mg/kg**	**Q**	**mg/kg**	**Q**	**mg/kg**	**Q**
Methylene chloride	500	0.05	0.004	BJ	0.008	BJ	0.013	B	0.003	BJ	0.022	BJ	0.011	U
Acetone	500	0.05	0.011	U	0.011	U	0.011	U	0.011	U	1.4	D	0.011	U
Carbon disulfide	500	--	0.011	U	0.011	U	0.011	U	0.011	U	0.007	J	0.011	U
2-Butanone	500	0.12	0.011	U	0.011	U	0.011	U	0.011	U	0.37		0.011	U
Benzene	44	0.06	0.011	U	0.011	U	0.011	U	0.011	U	0.023	U	0.011	U
Tetrachloroethene	150	1.3	0.011	U	0.011	U	0.011	U	0.011	U	0.023	U	0.011	UJ
Toluene	500	0.7	0.011	U	0.011	U	0.011	U	0.011	U	0.023	U	0.011	U
Ethylbenzene	390	1	0.011	U	0.011	U	0.011	U	0.011	U	0.023	U	0.011	U
Styrene	500	--	0.011	U	0.011	U	0.011	U	0.011	U	0.023	U	0.011	U
Xylene (total)	500	0.26	0.011	U	0.011	U	0.011	U	0.011	U	0.023	U	0.011	U
Total VOCs	--	--	0.004		0.008		0.013		0.003		1.799		0.011	
Total BTEX	--	--	ND		ND		ND		ND		ND		ND	
Total TICs	--	--	ND		0.027		ND		ND		0.062		ND	

NOTES:
U - Indicates a compound was analyzed for, but not detected. For results marked U, the numerical value is the compound MDL or PQL.
J - Indicates an estimated value.
E - Indicates concentration exceeds the calibrated range of the instrument. Concentrations in diluted sample are lower.
B - Indicates that the analyte was found in the blank as well as the sample. It indicates possible/probable blank contamination.
NA - Indicates that sample was not analyzed.
Q - Indicates laboratory qualifier.
-- No established standard
VOCs - Volatile Organic Compounds
BTEX - Benzene, Xylene, Ethyl Benzene, and Toluene
TICs - Tentatively Identified Compounds
D - Indicates that the analyte was detected from a dilution analysis
R - Indicates that the result was rejected after verification
The Restricted Commercial Soil Cleanup Objective was taken from the most recent version of SubPart 375-6.
The Unrestricted Soil Cleanup Objective was taken from the most recent version of SubPart 375-6.
Shading indicates that the detected result value exceeds the Unrestricted Commercial Soil Cleanup Objective SubPart 375-6.
Shading and bolding indicates that the detected result value exceeds the Restricted Commercial and Unrestricted Soil Cleanup Objective SubPart 375-(

APPENDIX F
TABLE 1 (cont.)
OFF-SITE AREA (89 WILLOW AVENUE)
SUPPLEMENTAL REMEDIAL INVESTIGATION
VOLATILE ORGANIC COMPOUNDS IN SOIL

Sample Number:	**SubPart 375 Protection of Public Health Restricted Commercial SCO**	**SubPart 375 Protection of Public Health Unrestricted SCO**	**GPESB-4-2**		**GPESB-4-3**		**GPESB-5W-1**		**GPESB-5W-2**		**GPESB-5W-3**		**GPESB-6W-1**	
Lab Sample ID No:			**0711076-003A**		**0711326-002A**		**0711008-006A**		**0711076-004A**		**0711272-001A**		**0711008-007A**	
Depth (ft bgs):			**4.0 - 4.5**		**25.5 - 27.5**		**0.5 - 1.0**		**4.0 - 4.5**		**11.5 - 12.5**		**0.5 - 1.0**	
Sample Type:			**Soil**		**Soil**		**Soil**		**Soil**		**Soil**		**Soil**	
Sample Date:			**9/24/2007**		**9/28/2007**		**9/21/2007**		**9/24/2007**		**9/27/2007**		**9/21/2007**	
Units:			**mg/kg**	**Q**	**mg/kg**	**Q**	**mg/kg**	**Q**	**mg/kg**	**Q**	**mg/kg**	**Q**	**mg/kg**	**Q**
Methylene chloride	500	0.05	0.003	BJ	0.016	B	0.011	B	0.004	BJ	0.004	BJ	0.011	U
Acetone	500	0.05	0.012	U	0.5	D	0.011	U	0.012	U	0.012	U	0.011	U
Carbon disulfide	500	--	0.012	U	0.016	U	0.011	U	0.012	U	0.012	U	0.011	U
2-Butanone	500	0.12	0.012	U	0.11		0.011	U	0.012	U	0.012	U	0.011	U
Benzene	44	0.06	0.012	U	0.016	U	0.011	U	0.012	U	0.012	U	0.011	U
Tetrachloroethene	150	1.3	0.012	U	0.016	U	0.011	U	0.012	U	0.012	U	0.011	U
Toluene	500	0.7	0.012	U	0.016	U	0.011	U	0.012	U	0.012	U	0.011	U
Ethylbenzene	390	1	0.012	U	0.016	U	0.011	U	0.012	U	0.012	U	0.011	U
Styrene	500	--	0.012	U	0.016	U	0.011	U	0.012	U	0.012	U	0.011	U
Xylene (total)	500	0.26	0.012	U	0.016	U	0.011	U	0.012	U	0.012	U	0.011	U
Total VOCs	--	--	0.003		0.626		0.022		0.004		0.004		0.009	
Total BTEX	--	--	ND		ND		0.011		ND		ND		ND	
Total TICs	--	--	ND		0.015		ND		ND		ND		ND	

NOTES:
U - Indicates a compound was analyzed for, but not detected. For results marked U, the numerical value is the compound MDL or PQL.
J - Indicates an estimated value.
E - Indicates concentration exceeds the calibrated range of the instrument. Concentrations in diluted sample are lower.
B - Indicates that the analyte was found in the blank as well as the sample. It indicates possible/probable blank contamination.
NA - Indicates that sample was not analyzed.
Q - Indicates laboratory qualifier.
-- No established standard
VOCs - Volatile Organic Compounds
BTEX - Benzene, Xylene, Ethyl Benzene, and Toluene
TICs - Tentatively Identified Compounds
D - Indicates that the analyte was detected from a dilution analysis
R - Indicates that the result was rejected after verification
The Restricted Commercial Soil Cleanup Objective was taken from the most recent version of SubPart 375-6.
The Unrestricted Soil Cleanup Objective was taken from the most recent version of SubPart 375-6.
Shading indicates that the detected result value exceeds the Unrestricted Commercial Soil Cleanup Objective SubPart 375-6.
Shading and bolding indicates that the detected result value exceeds the Restricted Commercial and Unrestricted Soil Cleanup Objective SubPart 375-6.

APPENDIX F
TABLE 1 (cont.)
OFF-SITE AREA (89 WILLOW AVENUE)
SUPPLEMENTAL REMEDIAL INVESTIGATION
VOLATILE ORGANIC COMPOUNDS IN SOIL

Sample Number:	**SubPart 375 Protection of Public Health Restricted Commercial SCO**	**SubPart 375 Protection of Public Health Unrestricted SCO**	**GPESB-6W-2**		**GPESB-6W-3**		**GPESB-6W-4**		**GPESB-6W-5**		**GPESB-6WA-1**		**GPESB-6WA-2**	
Lab Sample ID No:			**0711076-005A**		**0711076-006A**		**0711272-002A**		**0711272-003A**		**0711565-001A**		**0711565-002A**	
Depth (ft bgs):			**1.5 - 2.0**		**2.5 - 3.0**		**12.0 - 13.0**		**21.0 - 22.0**		**0.5 - 2.0**		**5.5 - 6.5**	
Sample Type:			**Soil**		**Soil**		**Soil**		**Soil**		**Soil**		**Soil**	
Sample Date:			**9/24/2007**		**9/24/2007**		**9/27/2007**		**9/27/2007**		**10/3/2007**		**10/3/2007**	
Units:			**mg/kg**	**Q**	**mg/kg**	**Q**	**mg/kg**	**Q**	**mg/kg**	**Q**	**mg/kg**	**Q**	**mg/kg**	**Q**
Methylene chloride	500	0.05	0.012	U	0.003	BJ	0.014	U	0.019	BJ	0.007	J	0.007	J
Acetone	500	0.05	0.029	J	0.02	U	0.017	J	0.51		0.011	U	0.011	U
Carbon disulfide	500	--	0.012	U	0.02	U	0.014	U	0.006	J	0.011	U	0.011	U
2-Butanone	500	0.12	0.012	U	0.02	U	0.014	U	0.15		0.011	U	0.011	U
Benzene	44	0.06	0.012	U	0.02	U	0.014	U	0.026	U	0.011	U	0.011	U
Tetrachloroethene	150	1.3	0.012	U	0.02	U	0.014	U	0.026	U	0.011	U	0.011	U
Toluene	500	0.7	0.012	U	0.02	U	0.014	U	0.026	U	0.011	U	0.011	U
Ethylbenzene	390	1	0.012	U	0.02	U	0.014	U	0.026	U	0.011	U	0.011	U
Styrene	500	--	0.004	J	0.02	U	0.014	U	0.026	U	0.011	U	0.011	U
Xylene (total)	500	0.26	0.012	U	0.02	U	0.006	J	0.026	U	0.011	U	0.011	U
Total VOCs	--	--	0.039		0.003		0.028		0.685		0.007		0.007	
Total BTEX	--	--	ND		ND		0.006		ND		ND		ND	
Total TICs	--	--	ND		ND		0.316		0.024		0.046		0.028	

NOTES:

U - Indicates a compound was analyzed for, but not detected. For results marked U, the numerical value is the compound MDL or PQL.
J - Indicates an estimated value.
E - Indicates concentration exceeds the calibrated range of the instrument. Concentrations in diluted sample are lower.
B - Indicates that the analyte was found in the blank as well as the sample. It indicates possible/probable blank contamination.
NA - Indicates that sample was not analyzed.
Q - Indicates laboratory qualifier.
-- No established standard
VOCs - Volatile Organic Compounds
BTEX - Benzene, Xylene, Ethyl Benzene, and Toluene
TICs - Tentatively Identified Compounds
D - Indicates that the analyte was detected from a dilution analysis
R - Indicates that the result was rejected after verification
The Restricted Commercial Soil Cleanup Objective was taken from the most recent version of SubPart 375-6.
The Unrestricted Soil Cleanup Objective was taken from the most recent version of SubPart 375-6.
Shading indicates that the detected result value exceeds the Unrestricted Commercial Soil Cleanup Objective SubPart 375-6.
Shading and bolding indicates that the detected result value exceeds the Restricted Commercial and Unrestricted Soil Cleanup Objective SubPart 375-6.

APPENDIX F
TABLE 1 (cont.)
OFF-SITE AREA (89 WILLOW AVENUE)
SUPPLEMENTAL REMEDIAL INVESTIGATION
VOLATILE ORGANIC COMPOUNDS IN SOIL

Sample Number:	**SubPart 375 Protection of Public Health Restricted Commercial SCO**	**SubPart 375 Protection of Public Health Unrestricted SCO**	**GPESB-6WA-3**		**GPESB-6WA-4**		**GPESB-7-1**		**GPESB-7-2**		**GPESB-7-3**		**GPESB-7-4**	
Lab Sample ID No:			**0711565-003A**		**0711565-004A**		**0711008-008A**		**0711008-009A**		**0711008-010A**		**0711272-004A**	
Depth (ft bgs):			**13.5 - 14.5**		**24.0 - 25.0**		**0.5 - 1.0**		**2.0 - 2.5**		**3.5 - 4.0**		**12.75 - 13.75**	
Sample Type:			**Soil**		**Soil**		**Soil**		**Soil**		**Soil**		**Soil**	
Sample Date:			**10/3/2007**		**10/3/2007**		**9/20/2007**		**9/20/2007**		**9/20/2007**		**9/26/2007**	
Units:			**mg/kg**	**Q**	**mg/kg**	**Q**	**mg/kg**	**Q**	**mg/kg**	**Q**	**mg/kg**	**Q**	**mg/kg**	**Q**
Methylene chloride	500	0.05	0.007	J	0.016	J	0.006	BJ	0.012	B	0.015	B	0.013	U
Acetone	500	0.05	0.17		0.73	D	0.015	U	0.012	U	0.012	U	0.083	J
Carbon disulfide	500	--	0.005	J	0.013	J	0.015	U	0.012	U	0.012	U	0.002	J
2-Butanone	500	0.12	0.045		0.22		0.015	U	0.012	U	0.012	U	0.026	J
Benzene	44	0.06	0.013	U	0.026	U	0.015	U	0.012	U	0.012	U	0.013	U
Tetrachloroethene	150	1.3	0.013	U	0.026	U	0.015	U	0.012	U	0.012	U	0.013	U
Toluene	500	0.7	0.013	U	0.026	U	0.015	U	0.012	U	0.012	U	0.013	U
Ethylbenzene	390	1	0.003	J	0.026	U	0.015	U	0.012	U	0.012	U	0.011	J
Styrene	500	--	0.013	U	0.026	U	0.015	U	0.012	U	0.012	U	0.013	U
Xylene (total)	500	0.26	0.007	J	0.026	U	0.015	U	0.012	U	0.012	U	0.006	J
Total VOCs	--	--	0.237		0.979		0.006		0.012		0.015		0.132	
Total BTEX	--	--	0.01		ND		ND		ND		ND		0.017	
Total TICs	--	--	0.566		0.107		ND		ND		ND		0.704	

NOTES:
U - Indicates a compound was analyzed for, but not detected. For results marked U, the numerical value is the compound MDL or PQL.
J - Indicates an estimated value.
E - Indicates concentration exceeds the calibrated range of the instrument. Concentrations in diluted sample are lower.
B - Indicates that the analyte was found in the blank as well as the sample. It indicates possible/probable blank contamination.
NA - Indicates that sample was not analyzed.
Q - Indicates laboratory qualifier.
-- No established standard
VOCs - Volatile Organic Compounds
BTEX - Benzene, Xylene, Ethyl Benzene, and Toluene
TICs - Tentatively Identified Compounds
D - Indicates that the analyte was detected from a dilution analysis
R - Indicates that the result was rejected after verification
The Restricted Commercial Soil Cleanup Objective was taken from the most recent version of SubPart 375-6.
The Unrestricted Soil Cleanup Objective was taken from the most recent version of SubPart 375-6.
Shading indicates that the detected result value exceeds the Unrestricted Commercial Soil Cleanup Objective SubPart 375-6.
Shading and bolding indicates that the detected result value exceeds the Restricted Commercial and Unrestricted Soil Cleanup Objective SubPart 375-6.

APPENDIX F
TABLE 1 (cont.)
OFF-SITE AREA (89 WILLOW AVENUE)
SUPPLEMENTAL REMEDIAL INVESTIGATION
VOLATILE ORGANIC COMPOUNDS IN SOIL

Sample Number:	**SubPart 375 Protection of Public Health Restricted Commercial SCO**	**SubPart 375 Protection of Public Health Unrestricted SCO**	**GPESB-7-5**		**GPESB-7A-1**		**GPESB-7A-2**		**GPESB-7A-3**		**GPESB-7A-4**		**GPESB-8W-1**	
Lab Sample ID No:			**0711272-005A**		**0711443-001A**		**0711443-002A**		**0711565-005A**		**0711565-006A**		**0711008-011A**	
Depth (ft bgs):			**22.0 - 23.0**		**0.5 - 2.0**		**5.5 - 6.5**		**15.0 - 16.0**		**25.5 - 26.5**		**0.5 - 1.0**	
Sample Type:			**Soil**		**Soil**		**Soil**		**Soil**		**Soil**		**Soil**	
Sample Date:			**9/26/2007**		**10/2/2007**		**10/2/2007**		**10/3/2007**		**10/3/2007**		**9/20/2007**	
Units:			**mg/kg**	**Q**	**mg/kg**	**Q**	**mg/kg**	**Q**	**mg/kg**	**Q**	**mg/kg**	**Q**	**mg/kg**	**Q**
Methylene chloride	500	0.05	0.026	B	0.007	BJ	0.008	BJ	0.01	J	0.014	J	0.004	BJ
Acetone	500	0.05	0.4	D	0.011	U	0.036		0.043		2.1	DB	0.012	U
Carbon disulfide	500	--	0.007	J	0.011	U	0.012	U	0.003	J	0.005	J	0.012	U
2-Butanone	500	0.12	0.19		0.011	U	0.009	J	0.016	U	0.23		0.012	U
Benzene	44	0.06	0.026	U	0.011	U	0.012	U	0.016	U	0.019	U	0.012	U
Tetrachloroethene	150	1.3	0.026	U	0.011	U	0.012	U	0.016	U	0.019	U	0.012	U
Toluene	500	0.7	0.026	U	0.011	U	0.012	U	0.004	J	0.019	U	0.012	U
Ethylbenzene	390	1	0.026	U	0.011	U	0.012	U	0.016		0.019	U	0.012	U
Styrene	500	--	0.026	U	0.011	U	0.012	U	0.029		0.019	U	0.012	U
Xylene (total)	500	0.26	0.026	U	0.011	U	0.012	U	0.043		0.019	U	0.012	U
Total VOCs	--	--	0.623		0.007		0.053		0.148		2.349		0.004	
Total BTEX	--	--	ND		ND		ND		0.063		ND		ND	
Total TICs	--	--	0.021		0.009		0.042		4.64		0.07		ND	

NOTES:
U - Indicates a compound was analyzed for, but not detected. For results marked U, the numerical value is the compound MDL or PQL.
J - Indicates an estimated value.
E - Indicates concentration exceeds the calibrated range of the instrument. Concentrations in diluted sample are lower.
B - Indicates that the analyte was found in the blank as well as the sample. It indicates possible/probable blank contamination.
NA - Indicates that sample was not analyzed.
Q - Indicates laboratory qualifier.
-- No established standard
VOCs - Volatile Organic Compounds
BTEX - Benzene, Xylene, Ethyl Benzene, and Toluene
TICs - Tentatively Identified Compounds
D - Indicates that the analyte was detected from a dilution analysis
R - Indicates that the result was rejected after verification
The Restricted Commercial Soil Cleanup Objective was taken from the most recent version of SubPart 375-6.
The Unrestricted Soil Cleanup Objective was taken from the most recent version of SubPart 375-6.
Shading indicates that the detected result value exceeds the Unrestricted Commercial Soil Cleanup Objective SubPart 375-6.
Shading and bolding indicates that the detected result value exceeds the Restricted Commercial and Unrestricted Soil Cleanup Objective SubPart 375-6.

APPENDIX F
TABLE 1 (cont.)
OFF-SITE AREA (89 WILLOW AVENUE)
SUPPLEMENTAL REMEDIAL INVESTIGATION
VOLATILE ORGANIC COMPOUNDS IN SOIL

Sample Number:	**SubPart 375 Protection of Public Health Restricted Commercial SCO**	**SubPart 375 Protection of Public Health Unrestricted SCO**	**GPESB-8W-2**		**GPESB-8W-3**		**GPESB-8W-4**		**GPESB-8WA-1**		**GPESB-8WA-2**		**GPESB-8WA-3**	
Lab Sample ID No:			**0711008-012A**		**0711272-006A**		**0711272-007A**		**0711443-003A**		**0711443-004A**		**0711443-005A**	
Depth (ft bgs):			**2.5 - 3.0**		**6.5 - 7.5**		**22.0 - 23.0**		**0.5 - 2.0**		**5.0 - 6.0**		**15.5 - 16.0**	
Sample Type:			**Soil**		**Soil**		**Soil**		**Soil**		**Soil**		**Soil**	
Sample Date:			**9/20/2007**		**9/26/2007**		**9/26/2007**		**10/2/2007**		**10/2/2007**		**10/2/2007**	
Units:			**mg/kg**	**Q**	**mg/kg**	**Q**	**mg/kg**	**Q**	**mg/kg**	**Q**	**mg/kg**	**Q**	**mg/kg**	**Q**
Methylene chloride	500	0.05	0.002	BJ	0.009	BJ	0.08	B	0.012	U	0.007	BJ	0.008	BJ
Acetone	500	0.05	0.012	U	0.035		0.7		0.012	U	0.14		0.013	U
Carbon disulfide	500	--	0.012	U	0.013	U	0.011	J	0.002	J	0.012	U	0.013	U
2-Butanone	500	0.12	0.012	U	0.008	J	0.19		0.012	U	0.04		0.013	U
Benzene	44	0.06	0.012	U	0.013	U	0.066	U	0.012	U	0.012	U	0.013	U
Tetrachloroethene	150	1.3	0.012	U	0.013	U	0.066	U	0.012	U	0.012	U	0.013	U
Toluene	500	0.7	0.012	U	0.013	U	0.066	U	0.012	U	0.012	U	0.013	U
Ethylbenzene	390	1	0.012	U	0.013	U	0.066	U	0.012	U	0.012	U	0.013	U
Styrene	500	--	0.012	U	0.013	U	0.066	U	0.012	U	0.012	U	0.013	U
Xylene (total)	500	0.26	0.012	U	0.013	U	0.066	U	0.012	U	0.012	U	0.013	U
Total VOCs	--	--	0.002		0.052		0.981		0.012		0.187		0.008	
Total BTEX	--	--	ND		ND		ND		ND		ND		ND	
Total TICs	--	--	ND		ND		0.18		0.011		0.038		0.024	

NOTES:
U - Indicates a compound was analyzed for, but not detected. For results marked U, the numerical value is the compound MDL or PQL.
J - Indicates an estimated value.
E - Indicates concentration exceeds the calibrated range of the instrument. Concentrations in diluted sample are lower.
B - Indicates that the analyte was found in the blank as well as the sample. It indicates possible/probable blank contamination.
NA - Indicates that sample was not analyzed.
Q - Indicates laboratory qualifier.
-- No established standard
VOCs - Volatile Organic Compounds
BTEX - Benzene, Xylene, Ethyl Benzene, and Toluene
TICs - Tentatively Identified Compounds
D - Indicates that the analyte was detected from a dilution analysis
R - Indicates that the result was rejected after verification
The Restricted Commercial Soil Cleanup Objective was taken from the most recent version of SubPart 375-6.
The Unrestricted Soil Cleanup Objective was taken from the most recent version of SubPart 375-6.
Shading indicates that the detected result value exceeds the Unrestricted Commercial Soil Cleanup Objective SubPart 375-6.
Shading and bolding indicates that the detected result value exceeds the Restricted Commercial and Unrestricted Soil Cleanup Objective SubPart 375-(

APPENDIX F
TABLE 1 (cont.)
OFF-SITE AREA (89 WILLOW AVENUE)
SUPPLEMENTAL REMEDIAL INVESTIGATION
VOLATILE ORGANIC COMPOUNDS IN SOIL

Sample Number:	**SubPart 375 Protection of Public Health Restricted Commercial SCO**	**SubPart 375 Protection of Public Health Unrestricted SCO**	**GPESB-8WA-4**		**GPESB-10-1**		**GPESB-10-2**		**GPESB-10-3**		**GPESB-10-4**		**GPESB-10A-1**	
Lab Sample ID No:			**0711443-006**		**0711008-013A**		**0711076-007A**		**0711272-008A**		**0711272-009A**		**0711565-007A**	
Depth (ft bgs):			**21.5 - 22.5**		**0 - 0.5**		**2.5 - 3.0**		**12.33 - 13.33**		**21.0 - 22.0**		**0.5 - 2.0**	
Sample Type:			**Soil**		**Soil**		**Soil**		**Soil**		**Soil**		**Soil**	
Sample Date:			**10/2/2007**		**9/21/2007**		**9/24/2007**		**9/27/2007**		**9/27/2007**		**10/3/2007**	
Units:			**mg/kg**	**Q**	**mg/kg**	**Q**	**mg/kg**	**Q**	**mg/kg**	**Q**	**mg/kg**	**Q**	**mg/kg**	**Q**
Methylene chloride	500	0.05	0.019	BJ	0.005	BJ	0.004	BJ	0.012	U	0.03	U	0.005	BJ
Acetone	500	0.05	0.31		0.011	U	0.012	U	0.16		0.8	D	0.011	U
Carbon disulfide	500	--	0.005	J	0.011	U	0.012	U	0.002	J	0.003	J	0.011	U
2-Butanone	500	0.12	0.095		0.011	U	0.012	U	0.039	J	0.17	J	0.011	U
Benzene	44	0.06	0.024	U	0.011	U	0.012	U	0.012	U	0.02	U	0.011	U
Tetrachloroethene	150	1.3	0.024	U	0.011	U	0.012	U	0.012	U	0.02	U	0.011	U
Toluene	500	0.7	0.024	U	0.011	U	0.012	U	0.012	U	0.02	U	0.011	U
Ethylbenzene	390	1	0.024	U	0.011	U	0.012	U	0.012	U	0.02	U	0.011	U
Styrene	500	--	0.024	U	0.011	U	0.012	U	0.012	U	0.02	U	0.011	U
Xylene (total)	500	0.26	0.008	J	0.011	U	0.012	U	0.012	U	0.02	U	0.011	U
Total VOCs	--	--	0.437		0.005		0.004		0.212		1.003		0.005	
Total BTEX	--	--	0.008		ND		ND		ND		ND		ND	
Total TICs	--	--	1.004		ND		ND		ND		0.019		0.042	

NOTES:
U - Indicates a compound was analyzed for, but not detected. For results marked U, the numerical value is the compound MDL or PQL.
J - Indicates an estimated value.
E - Indicates concentration exceeds the calibrated range of the instrument. Concentrations in diluted sample are lower.
B - Indicates that the analyte was found in the blank as well as the sample. It indicates possible/probable blank contamination.
NA - Indicates that sample was not analyzed.
Q - Indicates laboratory qualifier.
-- No established standard
VOCs - Volatile Organic Compounds
BTEX - Benzene, Xylene, Ethyl Benzene, and Toluene
TICs - Tentatively Identified Compounds
D - Indicates that the analyte was detected from a dilution analysis
R - Indicates that the result was rejected after verification
The Restricted Commercial Soil Cleanup Objective was taken from the most recent version of SubPart 375-6.
The Unrestricted Soil Cleanup Objective was taken from the most recent version of SubPart 375-6.
Shading indicates that the detected result value exceeds the Unrestricted Commercial Soil Cleanup Objective SubPart 375-6.
Shading and bolding indicates that the detected result value exceeds the Restricted Commercial and Unrestricted Soil Cleanup Objective SubPart 375-6.

APPENDIX F
TABLE 1 (cont.)
OFF-SITE AREA (89 WILLOW AVENUE)
SUPPLEMENTAL REMEDIAL INVESTIGATION
VOLATILE ORGANIC COMPOUNDS IN SOIL

Sample Number:	**SubPart 375 Protection of Public Health Restricted Commercial SCO**	**SubPart 375 Protection of Public Health Unrestricted SCO**	**GPESB-10A-2**		**GPESB-10A-3**	
Lab Sample ID No:			**0711565-008A**		**0711565-009A**	
Depth (ft bgs):			**5.0 - 6.0**		**12.5 - 13.5**	
Sample Type:			**Soil**		**Soil**	
Sample Date:			**10/3/2007**		**10/3/2007**	
Units:			**mg/kg**	**Q**	**mg/kg**	**Q**
Methylene chloride	500	0.05	0.008	BJ	0.007	BJ
Acetone	500	0.05	0.064		0.092	
Carbon disulfide	500	--	0.012	U	0.001	J
2-Butanone	500	0.12	0.015		0.024	
Benzene	44	0.06	0.012	U	0.011	U
Tetrachloroethene	150	1.3	0.012	U	0.011	U
Toluene	500	0.7	0.012	U	0.011	U
Ethylbenzene	390	1	0.012	U	0.011	U
Styrene	500	--	0.012	U	0.011	U
Xylene (total)	500	0.26	0.012	U	0.011	U
Total VOCs	--	--	0.087		0.124	
Total BTEX	--	--	ND		ND	
Total TICs	--	--	0.049		0.039	

NOTES:
U - Indicates a compound was analyzed for, but not detected. For results marked U, the numerical value is the compound MDL or PQL.
J - Indicates an estimated value.
E - Indicates concentration exceeds the calibrated range of the instrument. Concentrations in diluted sample are lower.
B - Indicates that the analyte was found in the blank as well as the sample. It indicates possible/probable blank contamination.
NA - Indicates that sample was not analyzed.
Q - Indicates laboratory qualifier.
-- No established standard
VOCs - Volatile Organic Compounds
BTEX - Benzene, Xylene, Ethyl Benzene, and Toluene
TICs - Tentatively Identified Compounds
D - Indicates that the analyte was detected from a dilution analysis
R - Indicates that the result was rejected after verification
The Restricted Commercial Soil Cleanup Objective was taken from the most recent version of SubPart 375-6.
The Unrestricted Soil Cleanup Objective was taken from the most recent version of SubPart 375-6.
Shading indicates that the detected result value exceeds the Unrestricted Commercial Soil Cleanup Objective SubPart 375-6.
Shading and bolding indicates that the detected result value exceeds the Restricted Commercial and Unrestricted Soil Cleanup Objective SubPart 375-6.

APPENDIX F
TABLE 1 (cont.)
OFF-SITE AREA (89 WILLOW AVENUE)
SUPPLEMENTAL REMEDIAL INVESTIGATION
VOLATILE ORGANIC COMPOUNDS IN SOIL

Sample Number:	**TB092707**		**FB092807**		**TB092807**		**TB100107**		**TB100207**		**FB100407**	
Lab Sample ID No:	**0711272-010A**		**0711326-003A**		**0711326-004A**		**0711390-005A**		**0711443-007A**		**0711565-010A**	
Depth (ft bgs):	**--**		**--**		**--**		**--**		**--**		**--**	
Sample Type:	**Aqueous**		**Aqueous**		**Aqueous**		**Aqueous**		**Aqueous**		**Aqueous**	
Sample Date:	**9/27/2007**		**9/28/2007**		**9/28/2007**		**10/1/2007**		**10/2/2007**		**10/4/2007**	
Units:	**ug/L**		**ug/L**		**ug/L**		**ug/L**		**ug/L**		**ug/L**	
Methylene chloride	10	U	10	U	10	U	10	U	10	U	10	U
Acetone	10	U	10	U	10	U	10	U	10	U	10	U
Carbon disulfide	10	U	10	U	10	U	10	U	10	U	10	U
2-Butanone	10	U	10	U	10	U	10	U	10	U	10	U
Benzene	10	U	10	U	10	U	10	U	10	U	10	U
Tetrachloroethene	10	U	10	U	10	U	10	U	10	U	10	U
Toluene	10	U	10	U	10	U	10	U	10	U	10	U
Ethylbenzene	10	U	10	U	10	U	10	U	10	U	10	U
Styrene	10	U	10	U	10	U	10	U	10	U	10	U
Xylene (total)	10	U	10	U	10	U	10	U	10	U	10	U
Total VOCs	ND		ND		ND		ND		ND		ND	
Total BTEX	ND		ND		ND		ND		ND		ND	
Total TICs	ND		ND		ND		ND		ND		ND	

NOTES:
U - Indicates a compound was analyzed for, but not detected. For results marked U, the numerical value is the compound MDL or PQL.
J - Indicates an estimated value.
E - Indicates concentration exceeds the calibrated range of the instrument. Concentrations in diluted sample are lower.
B - Indicates that the analyte was found in the blank as well as the sample. It indicates possible/probable blank contamination.
NA - Indicates that sample was not analyzed.
Q - Indicates laboratory qualifier.
-- No established standard
VOCs - Volatile Organic Compounds
BTEX - Benzene, Xylene, Ethyl Benzene, and Toluene
TICs - Tentatively Identified Compounds
D - Indicates that the analyte was detected from a dilution analysis
R - Indicates that the result was rejected after verification
The Restricted Commercial Soil Cleanup Objective was taken from the most recent version of SubPart 375-6.
The Unrestricted Soil Cleanup Objective was taken from the most recent version of SubPart 375-6.
Shading indicates that the detected result value exceeds the Unrestricted Commercial Soil Cleanup Objective SubPart 375-6.
Shading and bolding indicates that the detected result value exceeds the Restricted Commercial and Unrestricted Soil Cleanup Objective SubPart 375-6.

APPENDIX F
TABLE 1 (cont.)
OFF-SITE AREA (89 WILLOW AVENUE)
SUPPLEMENTAL REMEDIAL INVESTIGATION
VOLATILE ORGANIC COMPOUNDS IN SOIL

Sample Number:	**TB100407**		**FB0924_S**		**TB0924**	
Lab Sample ID No:	**0711565-011A**		**0711076-008A**		**0711076-009A**	
Depth (ft bgs):	**--**		**--**		**--**	
Sample Type:	**Aqueous**		**Aqueous**		**Aqueous**	
Sample Date:	**10/4/2007**		**9/24/2007**		**9/24/2007**	
Units:	**ug/L**		**ug/L**		**ug/L**	
Methylene chloride	10	U	10	U	10	U
Acetone	10	U	10	U	10	U
Carbon disulfide	10	U	10	U	10	U
2-Butanone	10	U	10	U	10	U
Benzene	10	U	10	U	10	U
Tetrachloroethene	10	U	10	U	10	U
Toluene	10	U	10	U	10	U
Ethylbenzene	10	U	10	U	10	U
Styrene	10	U	10	U	10	U
Xylene (total)	10	U	10	U	10	U
Total VOCs	ND		ND		ND	
Total BTEX	ND		ND		ND	
Total TICs	ND		ND		ND	

NOTES:
U - Indicates a compound was analyzed for, but not detected. For results marked U, the numerical value is the compound MDL or PQL.
J - Indicates an estimated value.
E - Indicates concentration exceeds the calibrated range of the instrument. Concentrations in diluted sample are lower.
B - Indicates that the analyte was found in the blank as well as the sample. It indicates possible/probable blank contamination.
NA - Indicates that sample was not analyzed.
Q - Indicates laboratory qualifier.
-- No established standard
VOCs - Volatile Organic Compounds
BTEX - Benzene, Xylene, Ethyl Benzene, and Toluene
TICs - Tentatively Identified Compounds
D - Indicates that the analyte was detected from a dilution analysis
R - Indicates that the result was rejected after verification
The Restricted Commercial Soil Cleanup Objective was taken from the most recent version of SubPart 375-6.
The Unrestricted Soil Cleanup Objective was taken from the most recent version of SubPart 375-6.
Shading indicates that the detected result value exceeds the Unrestricted Commercial Soil Cleanup Objective SubPart 375-6.
Shading and bolding indicates that the detected result value exceeds the Restricted Commercial and Unrestricted Soil Cleanup Objective SubPart 375-6.

APPENDIX F
TABLE 2
OFF-SITE AREA (89 WILLOW AVENUE)
SUPPLEMENTAL REMEDIAL INVESTIGATION
SEMI-VOLATILE ORGANIC COMPOUNDS IN SOIL

Sample Number:	**SubPart 375 Protection of Public Health Restricted Commercial SCO**	**SubPart 375 Protection of Public Health Unrestricted SCO**	**RW-08**		**RW-08**		**RW-08 (dup)**		**RW-08**		**RW-09**		**RW-09 (dup)**		**RW-09**	
Lab Sample ID No:			**CF-SB-45**		**CF-SB-45**		**CF-SB-45**		**CF-SB-45**		**CF-SB-46**		**CF-SB-46**		**CF-SB-46**	
Depth (ft bgs):			**13 - 15**		**19 - 21**		**19 - 21**		**37 -39**		**15 - 17**		**39 - 41**		**39 - 41**	
Sample Type:			**Soil**		**Soil**		**Soil**		**Soil**		**Soil**		**Soil**		**Soil**	
Sample Date:			**9/13/1999**		**9/13/1999**		**9/13/1999**		**9/13/1999**		**9/13/1999**		**9/13/1999**		**9/13/1999**	
Units:			**mg/kg**	**Q**	**mg/kg**	**Q**	**mg/kg**	**Q**	**mg/kg**	**Q**	**mg/kg**	**Q**	**mg/kg**	**Q**	**mg/kg**	**Q**
Phenol	0.33	0.33	0.017	U	1.8	UJ	NA		0.034	J	0.39	U	1.2	U	1.3	U
Naphthalene	500	12	0.11	J	1.8	UJ	NA		0.45	U	0.018	J	1.2	U	1.3	U
2-Methylnaphthalene	500	--	0.072	J	1.8	UJ	NA		0.45	U	0.022	J	1.2	U	1.3	U
2-Methylphenol	500	--	NA		NA		NA		NA		NA		NA		NA	
4-Methylphenol	500	--	0.078	J	1.8	UJ	NA		0.45	U	0.39	U	1.2	U	1.3	U
Dimethylphthalate	500	--	NA		NA		NA		NA		NA		NA		NA	
Acenaphthylene	500	100	0.15	J	0.064	J	NA		0.45	U	0.027	J	1.2	U	1.3	U
Acenaphthene	500	20	0.044	J	1.8	UJ	NA		0.45	U	0.39	U	1.2	U	1.3	U
Dibenzofuran	500	--	0.076	U	1.8	UJ	NA		0.014	J	0.012	J	1.2	U	1.3	U
Diethylphthalate	500	--	NA		NA		NA		NA		NA		NA		NA	
Fluorene	500	30	0.12	J	0.042	J	NA		0.45	U	0.39	U	1.2	U	1.3	U
Phenanthrene	500	100	0.65		1.8	UJ	NA		0.45	U	0.13	J	1.2	U	1.3	U
Anthracene	500	100	0.2	J	1.8	UJ	NA		0.45	U	0.026	J	1.2	U	1.3	U
Carbazole	500	--	0.062	J	1.8	UJ	NA		0.45	U	0.009	J	1.2	U	1.3	U
Fluoranthene	500	100	0.71		0.027	J	NA		0.45	U	0.2	J	1.2	U	1.3	U
Pyrene	500	100	0.76		0.034	J	NA		0.45	U	0.23	J	1.2	U	1.3	U
Benzo(a)anthracene	5.6	1	0.48		1.8	UJ	NA		0.45	U	0.14	J	1.2	U	1.3	U
Chrysene	56	1	0.49		1.8	UJ	NA		0.45	U	0.16	J	1.2	U	1.3	U
Bis(2-ethylhexyl)phthalate	500	--	NA		NA		NA		NA		NA		NA		NA	
Di-n-octyl phthalate	500	--	NA		NA		NA		NA		NA		NA		NA	
Benzo(b)fluoranthene	5.6	1	0.3	J	1.8	UJ	NA		0.45	U	0.11	J	1.2	U	1.3	U
Benzo(k)fluoranthene	56	0.8	0.5	J	1.8	UJ	NA		0.45	U	0.15	J	1.2	U	1.3	U
Benzo(a)pyrene	1	1	0.46		1.8	UJ	NA		0.45	U	0.12	J	1.2	U	1.3	U
Indeno(1,2,3-cd)pyrene	5.6	0.5	0.36	J	1.8	UJ	NA		0.45	U	0.083	J	1.2	U	1.3	U
Dibenzo(a,h)anthracene	0.56	0.33	0.12	J	1.8	UJ	NA		0.45	U	0.033	J	1.2	U	1.3	U
Benzo(g,h,i)perylene	500	100	0.34	J	1.8	UJ	NA		0.45	U	0.098	J	1.2	U	1.3	U
Total SVOCs			6.259		0.167		NA		0.048		1.568		NA		NA	
Total PAHs			5.866		0.167		NA		NA		1.547		NA		NA	
Total CaPAHs			2.71		NA		NA		NA		0.796		NA		NA	

NOTES:
U - Indicates a compound was analyzed for, but not detected. For results marked U, the numerical value is the compound MDL or PQL.
J - Indicates an estimated value.
E - Indicates concentration exceeds the calibrated range of the instrument. Concentrations in diluted sample are lower.
B - Indicates that the analyte was found in the blank as well as the sample. It indicates possible/probable blank contamination.
NA - Indicates that sample was not analyzed.
Q - Indicates laboratory qualifier.
SVOCs - Semi-Volatile Organic Compounds
PAHs - Polyaromatic Hydrocarbons
CaPAHS - Carcinogenic Polyaromatic Hydrocarbons
The Restricted Commercial Soil Cleanup Objective was taken from the most recent version of SubPart 375-6.
The Unrestricted Soil Cleanup Objective was taken from the most recent version of SubPart 375-6.
Shading indicates that the detected result value exceeds the Unrestricted Commercial Soil Cleanup Objective SubPart 375-6.
Shading and bolding indicates that the detected result value exceeds the Restricted Commercial and Unrestricted Soil Cleanup Objective SubPart 375-6

APPENDIX F
TABLE 2 (cont.)
OFF-SITE AREA (89 WILLOW AVENUE)
SUPPLEMENTAL REMEDIAL INVESTIGATION
SEMI-VOLATILE ORGANIC COMPOUNDS IN SOIL

Sample Number:	**SubPart 375 Protection of Public Health Restricted Commercial SCO**	**SubPart 375 Protection of Public Health Unrestricted SCO**	**GPESB-1W-1**		**GPESB-1W-2**		**GPESB-1W-3**		**GPESB-1W-4**		**GPESB-1W-5**		**GPESB-1W-6**	
Lab Sample ID No:			**0711008-001B**		**0711202-001B**		**0711202-002B**		**0711202-003B**		**0711390-001B**		**0711390-002B**	
Depth (ft bgs):			**0.5 - 1.0**		**1.5 - 2.0**		**4.5 - 5.0**		**4.5 - 5.0**		**17.0 - 17.5**		**31.0 - 32.0**	
Sample Type:			**Soil**		**Soil**		**Soil**		**Soil**		**Soil**		**Soil**	
Sample Date:			**9/21/2007**		**9/21/2007**		**9/21/2007**		**9/21/2007**		**10/1/2007**		**10/1/2007**	
Units:			**mg/kg**	**Q**	**mg/kg**	**Q**	**mg/kg**	**Q**	**mg/kg**	**Q**	**mg/kg**	**Q**	**mg/kg**	**Q**
Phenol	500	0.33	0.39	U	0.38	U	0.38	U	0.39	U	0.5	U	0.59	U
Naphthalene	500	12	0.17	J	0.28	J	0.12	J	0.1	J	3.9		0.59	U
2-Methylnaphthalene	500	--	0.14	J	0.13	J	0.17	J	0.14	J	1.4		0.59	U
2-Methylphenol	500	--	0.39	U	0.38	U	0.38	U	0.39	U	0.5	U	0.59	U
4-Methylphenol	500	--	0.39	U	0.38	U	0.38	U	0.39	U	0.5	U	0.59	U
Dimethylphthalate	500	--	0.39	U	0.38	U	0.38	U	0.39	U	0.5	U	0.59	U
Acenaphthylene	500	100	0.26	J	0.11	J	0.38	U	0.39	U	3.3		0.59	U
Acenaphthene	500	20	0.39	U	0.38	U	0.38	U	0.39	U	18	D	0.59	U
Dibenzofuran	500	--	0.39	U	0.38	U	0.38	U	0.39	U	0.5	U	0.59	U
Diethylphthalate	500	--	0.12	J	0.22	J	0.16	J	0.22	J	0.5	U	0.59	U
Fluorene	500	30	0.39	U	0.38	U	0.38	U	0.39	U	8.9	D	0.59	U
Phenanthrene	500	100	0.18	J	0.098	J	0.11	J	0.39	U	52	D	0.59	U
Anthracene	500	100	0.39	U	0.38	U	0.38	U	0.39	U	29	D	0.59	U
Carbazole	500	--	0.39	U	0.38	U	0.38	U	0.39	U	0.5	U	0.59	U
Fluoranthene	500	100	0.25	J	0.16	J	0.13	J	0.11	J	34	D	0.59	U
Pyrene	500	100	0.38	J	0.18	J	0.16	J	0.13	J	46	D	0.59	U
Benzo(a)anthracene	5.6	1	0.18	J	0.15	J	0.087	J	0.087	J	23	D	0.59	U
Chrysene	56	1	0.43		0.2	J	0.16	J	0.1	J	19	D	0.59	U
Bis(2-ethylhexyl)phthalate	500	--	0.39	U	0.38	U	0.38	U	0.39	U	0.5	U	0.59	U
Di-n-octyl phthalate	500	--	0.39	U	0.38	U	0.38	U	0.39	U	0.5	U	0.59	U
Benzo(b)fluoranthene	5.6	1	0.4		0.13	J	0.12	J	0.39	U	**7.8**	D	0.59	U
Benzo(k)fluoranthene	56	0.8	0.14	J	0.12	J	0.38	U	0.39	U	5		0.59	U
Benzo(a)pyrene	1	1	0.094	J	0.38	U	0.38	U	0.39	U	**13**	J	0.59	U
Indeno(1,2,3-cd)pyrene	5.6	0.5	0.097	J	0.38	U	0.38	U	0.39	U	2.1		0.59	U
Dibenzo(a,h)anthracene	0.56	0.33	0.39	U	0.38	U	0.38	U	0.39	U	**0.76**		0.59	U
Benzo(g,h,i)perylene	500	100	0.088	J	0.38	U	0.38	U	0.39	U	2.7		0.59	U
Total SVOCs			2.929		1.778		1.217		0.887		269.86		ND	
Total PAHs			2.809		1.558		1.057		0.667		267.16		ND	
Total CaPAHs			1.341		0.6		0.367		0.187		70.66		ND	
Benzo(a)pyrene Equivalent			0.167		0.031		0.022		0.010		17.29		0	
Total TICs			117.74		81.79		88.96		69.76		45.6		1.2	

NOTES:
U - Indicates a compound was analyzed for, but not detected. For results marked U, the numerical value is the compound MDL or PQL.
J - Indicates an estimated value.
E - Indicates concentration exceeds the calibrated range of the instrument. Concentrations in diluted sample are lower.
B - Indicates that the analyte was found in the blank as well as the sample. It indicates possible/probable blank contamination.
NA - Indicates that sample was not analyzed.
Q - Indicates laboratory qualifier.
SVOCs - Semi-Volatile Organic Compounds
PAHs - Polyaromatic Hydrocarbons
CaPAHS - Carcinogenic Polyaromatic Hydrocarbons
The Restricted Commercial Soil Cleanup Objective was taken from the most recent version of SubPart 375-6.
The Unrestricted Soil Cleanup Objective was taken from the most recent version of SubPart 375-6.
Shading indicates that the detected result value exceeds the Unrestricted Commercial Soil Cleanup Objective SubPart 375-6.
Shading and bolding indicates that the detected result value exceeds the Restricted Commercial and Unrestricted Soil Cleanup Objective SubPart 375-6

APPENDIX F
TABLE 2 (cont.)
OFF-SITE AREA (89 WILLOW AVENUE)
SUPPLEMENTAL REMEDIAL INVESTIGATION
SEMI-VOLATILE ORGANIC COMPOUNDS IN SOIL

Sample Number:	**SubPart 375 Protection of Public Health Restricted Commercial SCO**	**SubPart 375 Protection of Public Health Unrestricted SCO**	**GPESB-1W-7**		**GPESB-1WA-1**		**GPESB-1WA-2**		**GPESB-1WA-3**		**GPESB-1WA-4**		**GPESB-2-1**	
Lab Sample ID No:			**0711390-003B**		**0711566-001B**		**0711566-002B**		**0711566-003B**		**0711566-004B**		**0711008-003B**	
Depth (ft bgs):			**35.0 - 36.0**		**0.5 - 2.0**		**5.5 - 6.5**		**22.25 - 23.25**		**25.0 - 26.0**		**0.5 - 1.0**	
Sample Type:			**Soil**		**Soil**		**Soil**		**Soil**		**Soil**		**Soil**	
Sample Date:			**10/1/2007**		**10/4/2007**		**10/4/2007**		**10/4/2007**		**10/4/2007**		**9/21/2007**	
Units:			**mg/kg**	**Q**	**mg/kg**	**Q**	**mg/kg**	**Q**	**mg/kg**	**Q**	**mg/kg**	**Q**	**mg/kg**	**Q**
Phenol	500	0.33	0.59	U	0.37	U	0.46	U	0.65	U	0.76	U	0.37	U
Naphthalene	500	12	0.59	U	0.37	U	0.46	U	0.65	U	0.76	U	0.32	J
2-Methylnaphthalene	500	--	0.59	U	0.37	U	0.46	U	0.65	U	0.76	U	0.19	J
2-Methylphenol	500	--	0.59	U	0.37	U	0.46	U	0.65	U	0.76	U	0.37	U
4-Methylphenol	500	--	0.59	U	0.37	U	0.46	U	0.65	U	0.76	U	0.37	U
Dimethylphthalate	500	--	0.59	U	0.37	U	0.46	U	0.65	U	0.76	U	0.37	U
Acenaphthylene	500	100	0.59	U	0.15	J	0.11	J	0.65	U	0.76	U	0.13	J
Acenaphthene	500	20	0.59	U	0.37	U	0.11	J	0.65	U	0.76	U	0.37	U
Dibenzofuran	500	--	0.59	U	0.37	U	0.46	U	0.65	U	0.76	U	0.075	J
Diethylphthalate	500	--	0.59	U	0.37	U	4.46	U	0.65	U	0.76	U	0.1	J
Fluorene	500	30	0.59	U	0.37	U	0.096	J	0.65	U	0.76	U	0.37	U
Phenanthrene	500	100	0.59	U	0.37	U	0.61		0.63	J	0.76	U	0.65	
Anthracene	500	100	0.59	U	0.37	U	0.1	J	0.24	J	0.76	U	0.1	J
Carbazole	500	--	0.59	U	0.37	U	0.46	U	0.65	U	0.76	U	0.37	U
Fluoranthene	500	100	0.59	U	0.18	J	0.34	J	0.45	J	0.76	U	0.76	
Pyrene	500	100	0.59	U	0.3	J	0.58		0.62	J	0.15	J	0.66	
Benzo(a)anthracene	5.6	1	0.59	U	0.17	J	0.24	J	0.22	J	0.76	U	0.33	J
Chrysene	56	1	0.59	U	0.28	J	0.21	J	0.25	J	0.76	U	0.6	
Bis(2-ethylhexyl)phthalate	500	--	0.59	U	0.37	U	0.46	U	0.65	U	0.76	U	0.37	U
Di-n-octyl phthalate	500	--	0.59	U	0.37	U	0.46	U	0.65	U	0.76	U	0.37	U
Benzo(b)fluoranthene	5.6	1	0.59	U	0.21	J	0.46	U	0.65	U	0.76	U	0.45	
Benzo(k)fluoranthene	56	0.8	0.59	U	0.11	J	0.46	U	0.65	U	0.76	U	0.2	J
Benzo(a)pyrene	1	1	0.59	U	0.089	J	0.16	J	0.65	U	0.76	U	0.23	J
Indeno(1,2,3-cd)pyrene	5.6	0.5	0.59	U	0.37	U	0.12	J	0.65	U	0.76	U	0.11	J
Dibenzo(a,h)anthracene	0.56	0.33	0.59	U	0.37	U	0.46	U	0.65	U	0.76	U	0.37	U
Benzo(g,h,i)perylene	500	100	0.59	U	0.37	U	0.16	J	0.65	U	0.76	U	0.11	J
Total SVOCs			ND		1.489		2.836		2.41		0.15		5.015	
Total PAHs			ND		1.489		2.676		2.41		0.15		4.84	
Total CaPAHs			ND		0.859		0.73		0.47		ND		1.92	
Benzo(a)pyrene Equivalent			0		0.131		0.198		0.025		0		0.327	
Total TICs			ND		53.01		1.95		9.92		9.17		44.66	

NOTES:
U - Indicates a compound was analyzed for, but not detected. For results marked U, the numerical value is the compound MDL or PQL.
J - Indicates an estimated value.
E - Indicates concentration exceeds the calibrated range of the instrument. Concentrations in diluted sample are lower.
B - Indicates that the analyte was found in the blank as well as the sample. It indicates possible/probable blank contamination.
NA - Indicates that sample was not analyzed.
Q - Indicates laboratory qualifier.
SVOCs - Semi-Volatile Organic Compounds
PAHs - Polyaromatic Hydrocarbons
CaPAHS - Carcinogenic Polyaromatic Hydrocarbons
The Restricted Commercial Soil Cleanup Objective was taken from the most recent version of SubPart 375-6.
The Unrestricted Soil Cleanup Objective was taken from the most recent version of SubPart 375-6.
Shading indicates that the detected result value exceeds the Unrestricted Commercial Soil Cleanup Objective SubPart 375-6.
Shading and bolding indicates that the detected result value exceeds the Restricted Commercial and Unrestricted Soil Cleanup Objective SubPart 375-6

APPENDIX F
TABLE 2 (cont.)
OFF-SITE AREA (89 WILLOW AVENUE)
SUPPLEMENTAL REMEDIAL INVESTIGATION
SEMI-VOLATILE ORGANIC COMPOUNDS IN SOIL

Sample Number:	**SubPart 375 Protection of Public Health Restricted Commercial SCO**	**SubPart 375 Protection of Public Health Unrestricted SCO**	**GPESB-2-2**		**GPESB-2-3**		**GPESB-3W-1**		**GPESB-3W-2**		**GPESB-3W-3**		**GPESB-4-1**	
Lab Sample ID No:			**0711076-001B**		**0711390-004B**		**0711008-004B**		**0711076-002B**		**0711326-001B**		**0711008-005B**	
Depth (ft bgs):			**4.5 - 5.0**		**17.5 - 18.5**		**0.5 - 1.0**		**4.5 - 5.0**		**27.0 - 28.0**		**0.5 - 1.0**	
Sample Type:			**Soil**		**Soil**		**Soil**		**Soil**		**Soil**		**Soil**	
Sample Date:			**9/24/2007**		**10/1/2007**		**9/21/2007**		**9/24/2007**		**9/28/2007**		**9/21/2007**	
Units:			**mg/kg**	**Q**	**mg/kg**	**Q**	**mg/kg**	**Q**	**mg/kg**	**Q**	**mg/kg**	**Q**	**mg/kg**	**Q**
Phenol	500	0.33	0.38	U	0.38	U	0.37	U	0.38	U	0.77	U	0.38	U
Naphthalene	500	12	0.38	U	0.38	U	0.2	J	0.38	U	0.77	U	0.38	U
2-Methylnaphthalene	500	--	0.38	U	0.38	U	0.15	J	0.38	U	0.77	U	0.38	U
2-Methylphenol	500	--	0.38	U	0.38	U	0.37	U	0.38	U	0.77	U	0.38	U
4-Methylphenol	500	--	0.38	U	0.38	U	0.37	U	0.38	U	0.77	U	0.38	U
Dimethylphthalate	500	--	0.38	U	0.38	U	0.37	U	0.38	U	0.77	U	0.38	U
Acenaphthylene	500	100	0.38	U	0.38	U	0.078	J	0.38	U	0.77	U	0.38	U
Acenaphthene	500	20	0.38	U	0.38	U	0.37	U	0.38	U	0.77	U	0.38	U
Dibenzofuran	500	--	0.38	U	0.38	U	0.37	U	0.38	U	0.77	U	0.38	U
Diethylphthalate	500	--	0.13	J	0.38	U	0.12	J	0.38	U	0.52	J	0.12	J
Fluorene	500	30	0.38	U	0.38	U	0.37	U	0.38	U	0.77	U	0.38	U
Phenanthrene	500	100	0.38	U	0.38	U	0.49		0.38	U	0.77	U	0.35	J
Anthracene	500	100	0.38	U	0.38	U	0.075	J	0.38	U	0.77	U	0.38	U
Carbazole	500	--	0.38	U	0.38	U	0.37	U	0.38	U	0.77	U	0.38	U
Fluoranthene	500	100	0.38	U	0.38	U	0.43		0.38	U	0.77	U	0.5	
Pyrene	500	100	0.38	U	0.38	U	0.41		0.38	U	0.77	U	0.55	
Benzo(a)anthracene	5.6	1	0.38	U	0.38	U	0.22	J	0.38	U	0.77	U	0.25	J
Chrysene	56	1	0.38	U	0.38	U	0.49		0.38	U	0.77	U	0.34	J
Bis(2-ethylhexyl)phthalate	500	--	0.38	U	0.38	U	0.37	U	0.38	U	0.77	U	0.38	U
Di-n-octyl phthalate	500	--	0.38	U	0.38	U	0.097	J	0.38	U	0.77	U	0.38	U
Benzo(b)fluoranthene	5.6	1	0.38	U	0.38	U	0.28	J	0.38	U	0.77	U	0.24	J
Benzo(k)fluoranthene	56	0.8	0.38	U	0.38	U	0.14	J	0.38	U	0.77	U	0.12	J
Benzo(a)pyrene	1	1	0.38	U	0.38	U	0.17	J	0.38	U	0.77	U	0.21	J
Indeno(1,2,3-cd)pyrene	5.6	0.5	0.38	U	0.38	U	0.079	J	0.38	U	0.77	U	0.1	J
Dibenzo(a,h)anthracene	0.56	0.33	0.38	U	0.38	U	0.37	U	0.38	U	0.77	U	0.38	U
Benzo(g,h,i)perylene	500	100	0.38	U	0.38	U	0.1	J	0.38	U	0.77	U	0.11	J
Total SVOCs			0.13		ND		3.529		ND		0.52		2.89	
Total PAHs			ND		ND		3.312		ND		ND		2.77	
Total CaPAHs			ND		ND		1.379		ND		ND		1.26	
Benzo(a)pyrene Equivalent			0		0		0.234		0		0		0.274	
Total TICs			54.15		ND		42.17		37.53		115.91		34.31	

NOTES:
U - Indicates a compound was analyzed for, but not detected. For results marked U, the numerical value is the compound MDL or PQL.
J - Indicates an estimated value.
E - Indicates concentration exceeds the calibrated range of the instrument. Concentrations in diluted sample are lower.
B - Indicates that the analyte was found in the blank as well as the sample. It indicates possible/probable blank contamination.
NA - Indicates that sample was not analyzed.
Q - Indicates laboratory qualifier.
SVOCs - Semi-Volatile Organic Compounds
PAHs - Polyaromatic Hydrocarbons
CaPAHS - Carcinogenic Polyaromatic Hydrocarbons
The Restricted Commercial Soil Cleanup Objective was taken from the most recent version of SubPart 375-6.
The Unrestricted Soil Cleanup Objective was taken from the most recent version of SubPart 375-6.
Shading indicates that the detected result value exceeds the Unrestricted Commercial Soil Cleanup Objective SubPart 375-6.
Shading and bolding indicates that the detected result value exceeds the Restricted Commercial and Unrestricted Soil Cleanup Objective SubPart 375-6

APPENDIX F
TABLE 2 (cont.)
OFF-SITE AREA (89 WILLOW AVENUE)
SUPPLEMENTAL REMEDIAL INVESTIGATION
SEMI-VOLATILE ORGANIC COMPOUNDS IN SOIL

Sample Number:	**SubPart 375 Protection of Public Health Restricted Commercial SCO**	**SubPart 375 Protection of Public Health Unrestricted SCO**	**GPESB-4-2**		**GPESB-4-3**		**GPESB-5W-1**		**GPESB-5W-2**		**GPESB-5W-3**		**GPESB-6W-1**	
Lab Sample ID No:			**0711076-003B**		**0711326-002B**		**0711008-006B**		**0711076-004B**		**0711272-001B**		**0711008-007B**	
Depth (ft bgs):			**4.0 - 4.5**		**25.5 - 27.5**		**0.5 - 1.0**		**4.0 - 4.5**		**11.5 - 12.5**		**0.5 - 1.0**	
Sample Type:			**Soil**		**Soil**		**Soil**		**Soil**		**Soil**		**Soil**	
Sample Date:			**9/24/2007**		**9/28/2007**		**9/21/2007**		**9/24/2007**		**9/27/2007**		**9/21/2007**	
Units:			**mg/kg**	**Q**	**mg/kg**	**Q**	**mg/kg**	**Q**	**mg/kg**	**Q**	**mg/kg**	**Q**	**mg/kg**	**Q**
Phenol	500	0.33	0.39	U	0.53	U	0.38	U	0.39	U	0.39	U	0.37	U
Naphthalene	500	12	0.39	U	0.53	U	0.24	J	0.39	U	0.39	U	2.8	
2-Methylnaphthalene	500	--	0.39	U	0.53	U	0.11	J	0.39	U	0.39	U	0.82	
2-Methylphenol	500	--	0.39	U	0.53	U	0.38	U	0.39	U	0.39	U	0.37	U
4-Methylphenol	500	--	0.39	U	0.53	U	0.38	U	0.39	U	0.39	U	0.37	U
Dimethylphthalate	500	--	0.39	U	0.53	U	0.38	U	0.39	U	0.39	U	0.37	U
Acenaphthylene	500	100	0.39	U	0.53	U	0.14	J	0.39	U	0.39	U	0.23	J
Acenaphthene	500	20	0.39	U	0.53	U	0.38	U	0.39	U	0.39	U	0.37	U
Dibenzofuran	500	--	0.39	U	0.53	U	0.38	U	0.39	U	0.39	U	0.081	J
Diethylphthalate	500	--	0.39	U	0.2	J	0.14	J	0.12	J	0.19	J	0.37	U
Fluorene	500	30	0.39	U	0.53	U	0.38	U	0.39	U	0.39	U	0.37	U
Phenanthrene	500	100	0.39	U	0.53	U	0.13	J	0.39	U	0.39	U	0.49	
Anthracene	500	100	0.39	U	0.53	U	0.38	U	0.39	U	0.39	U	0.37	U
Carbazole	500	--	0.39	U	0.53	U	0.38	U	0.39	U	0.39	U	0.37	U
Fluoranthene	500	100	0.39	U	0.53	U	0.12	J	0.39	U	0.39	U	0.35	J
Pyrene	500	100	0.39	U	0.53	U	0.13	J	0.39	U	0.39	U	0.31	J
Benzo(a)anthracene	5.6	1	0.39	U	0.53	U	0.14	J	0.39	U	0.39	U	0.21	J
Chrysene	56	1	0.39	U	0.53	U	0.2	J	0.39	U	0.39	U	0.57	
Bis(2-ethylhexyl)phthalate	500	--	0.39	U	0.53	U	0.38	U	0.39	U	0.39	U	0.37	U
Di-n-octyl phthalate	500	--	0.39	U	0.53	U	0.38	U	0.39	U	0.39	U	0.37	U
Benzo(b)fluoranthene	5.6	1	0.39	U	0.53	U	0.19	J	0.39	U	0.39	U	0.38	
Benzo(k)fluoranthene	56	0.8	0.39	U	0.53	U	0.38	U	0.39	U	0.39	U	0.28	J
Benzo(a)pyrene	1	1	0.39	U	0.53	U	0.38	U	0.39	U	0.39	U	0.3	J
Indeno(1,2,3-cd)pyrene	5.6	0.5	0.39	U	0.53	U	0.38	U	0.39	U	0.39	U	0.37	UJ
Dibenzo(a,h)anthracene	0.56	0.33	0.39	U	0.53	U	0.38	U	0.39	U	0.39	U	0.37	UJ
Benzo(g,h,i)perylene	500	100	0.39	U	0.53	U	0.38	U	0.39	U	0.39	U	0.37	UJ
Total SVOCs			ND		0.2		1.54		0.12		0.19		6.821	
Total PAHs			ND		ND		1.4		ND		ND		6.74	
Total CaPAHs			ND		ND		0.53		ND		ND		1.74	
Benzo(a)pyrene Equivalent			0		0		0.035		0		0		0.368	
Total TICs			36.02		102.97		63.74		38.84		64.91		216.5	

NOTES:
U - Indicates a compound was analyzed for, but not detected. For results marked U, the numerical value is the compound MDL or PQL.
J - Indicates an estimated value.
E - Indicates concentration exceeds the calibrated range of the instrument. Concentrations in diluted sample are lower.
B - Indicates that the analyte was found in the blank as well as the sample. It indicates possible/probable blank contamination.
NA - Indicates that sample was not analyzed.
Q - Indicates laboratory qualifier.
SVOCs - Semi-Volatile Organic Compounds
PAHs - Polyaromatic Hydrocarbons
CaPAHS - Carcinogenic Polyaromatic Hydrocarbons
The Restricted Commercial Soil Cleanup Objective was taken from the most recent version of SubPart 375-6.
The Unrestricted Soil Cleanup Objective was taken from the most recent version of SubPart 375-6.
Shading indicates that the detected result value exceeds the Unrestricted Commercial Soil Cleanup Objective SubPart 375-6.
Shading and bolding indicates that the detected result value exceeds the Restricted Commercial and Unrestricted Soil Cleanup Objective SubPart 375-6

APPENDIX F
TABLE 2 (cont.)
OFF-SITE AREA (89 WILLOW AVENUE)
SUPPLEMENTAL REMEDIAL INVESTIGATION
SEMI-VOLATILE ORGANIC COMPOUNDS IN SOIL

Sample Number:	**SubPart 375 Protection of Public Health Restricted Commercial SCO**	**SubPart 375 Protection of Public Health Unrestricted SCO**	**GPESB-6W-2**		**GPESB-6W-3**		**GPESB-6W-4**		**GPESB-6W-5**		**GPESB-6WA-1**		**GPESB-6WA-2**	
Lab Sample ID No:			**0711076-005B**		**0711076-006B**		**0711272-002B**		**0711272-003B**		**0711565-001B**		**0711565-002B**	
Depth (ft bgs):			**1.5 - 2.0**		**2.5 - 3.0**		**12.0 - 13.0**		**21.0 - 22.0**		**0.5 - 2.0**		**5.5 - 6.5**	
Sample Type:			**Soil**		**Soil**		**Soil**		**Soil**		**Soil**		**Soil**	
Sample Date:			**9/24/2007**		**9/24/2007**		**9/27/2007**		**9/27/2007**		**10/3/2007**		**10/3/2007**	
Units:			**mg/kg**	**Q**	**mg/kg**	**Q**	**mg/kg**	**Q**	**mg/kg**	**Q**	**mg/kg**	**Q**	**mg/kg**	**Q**
Phenol	500	0.33	0.41	U	0.66	U	230	UJ	0.87	U	0.37	U	0.38	U
Naphthalene	500	12	16	D	2		370		0.87	U	0.37	U	0.38	U
2-Methylnaphthalene	500	--	6.3		1		110	J	0.87	U	0.37	U	0.38	U
2-Methylphenol	500	--	0.41	U	0.66	U	230	U	0.87	U	0.37	U	0.38	U
4-Methylphenol	500	--	0.41	U	0.66	U	230	U	0.87	U	0.37	U	0.38	U
Dimethylphthalate	500	--	0.41	U	0.66	U	230	U	0.87	U	0.37	U	0.38	U
Acenaphthylene	500	100	1.8		0.42	J	230	U	0.87	U	0.37	U	0.38	U
Acenaphthene	500	20	0.42		0.14	J	230	U	0.87	U	0.37	U	0.38	U
Dibenzofuran	500	--	0.75		0.13	J	150	J	0.87	U	0.37	U	0.38	U
Diethylphthalate	500	--	0.41	U	0.15	J	230	U	0.29	J	0.37	U	0.38	U
Fluorene	500	30	0.95		0.22	J	160	J	0.87	U	0.37	U	0.38	U
Phenanthrene	500	100	14	D	2.7		**790**		0.87	U	0.37	U	0.38	U
Anthracene	500	100	0.53		0.55	J	240		0.87	U	0.37	U	0.38	U
Carbazole	500	--	0.25	J	0.27	J	98	J	0.87	U	0.37	U	0.38	U
Fluoranthene	500	100	6.3		4.2		**520**		0.87	U	0.37	U	0.38	U
Pyrene	500	100	12	D	5.4		420		0.87	U	0.37	U	0.079	J
Benzo(a)anthracene	5.6	1	4.5	J	2		**190**	J	0.87	U	0.37	U	0.38	U
Chrysene	56	1	6	J	2.5		**130**	J	0.87	U	0.37	U	0.38	U
Bis(2-ethylhexyl)phthalate	500	--	0.41	UJ	0.66	U	230	U	0.87	U	0.37	U	0.38	U
Di-n-octyl phthalate	500	--	0.41	UJ	0.66	U	230	U	0.87	U	0.37	U	0.38	U
Benzo(b)fluoranthene	5.6	1	4.8	J	2.4		**94**	J	0.87	U	0.37	U	0.38	U
Benzo(k)fluoranthene	56	0.8	3.1	J	0.84		**70**	J	0.87	U	0.37	U	0.38	U
Benzo(a)pyrene	1	1	**2.6**	J	**1.2**		**120**	J	0.87	U	0.37	U	0.38	U
Indeno(1,2,3-cd)pyrene	5.6	0.5	0.78	J	0.38	J	**56**	J	0.87	U	0.37	U	0.38	U
Dibenzo(a,h)anthracene	0.56	0.33	0.29	J	0.66	U	230	U	0.87	U	0.37	U	0.38	U
Benzo(g,h,i)perylene	500	100	0.54	J	0.36	J	66	J	0.87	U	0.37	U	0.38	U
Total SVOCs			104.14		26.86		3584		0.29		ND		0.079	
Total PAHs			81.21		26.31		3270		ND		ND		0.079	
Total CaPAHs			22.07		9.32		660		ND		ND		ND	
Benzo(a)pyrene Equivalent			3.989		1.711		156		0		0		0	
Total TICs			447		620.7		99		119.32		ND		ND	

NOTES:
U - Indicates a compound was analyzed for, but not detected. For results marked U, the numerical value is the compound MDL or PQL.
J - Indicates an estimated value.
E - Indicates concentration exceeds the calibrated range of the instrument. Concentrations in diluted sample are lower.
B - Indicates that the analyte was found in the blank as well as the sample. It indicates possible/probable blank contamination.
NA - Indicates that sample was not analyzed.
Q - Indicates laboratory qualifier.
SVOCs - Semi-Volatile Organic Compounds
PAHs - Polyaromatic Hydrocarbons
CaPAHS - Carcinogenic Polyaromatic Hydrocarbons
The Restricted Commercial Soil Cleanup Objective was taken from the most recent version of SubPart 375-6.
The Unrestricted Soil Cleanup Objective was taken from the most recent version of SubPart 375-6.
Shading indicates that the detected result value exceeds the Unrestricted Commercial Soil Cleanup Objective SubPart 375-6.
Shading and bolding indicates that the detected result value exceeds the Restricted Commercial and Unrestricted Soil Cleanup Objective SubPart 375-6

APPENDIX F
TABLE 2 (cont.)
OFF-SITE AREA (89 WILLOW AVENUE)
SUPPLEMENTAL REMEDIAL INVESTIGATION
SEMI-VOLATILE ORGANIC COMPOUNDS IN SOIL

Sample Number:	**SubPart 375 Protection of Public Health Restricted Commercial SCO**	**SubPart 375 Protection of Public Health Unrestricted SCO**	**GPESB-6WA-4**		**GPESB-7-1**		**GPESB-7-2**		**GPESB-7-3**		**GPESB-7-4**		**GPESB-7-5**	
Lab Sample ID No:			**0711565-004B**		**0711008-008B**		**0711008-009B**		**0711008-010B**		**0711272-004B**		**0711272-005B**	
Depth (ft bgs):			**24.0 - 25.0**		**0.5 - 1.0**		**2.0 - 2.5**		**3.5 - 4.0**		**12.75 - 13.75**		**22.0 - 23.0**	
Sample Type:			**Soil**		**Soil**		**Soil**		**Soil**		**Soil**		**Soil**	
Sample Date:			**10/3/2007**		**9/20/2007**		**9/20/2007**		**9/20/2007**		**9/26/2007**		**9/26/2007**	
Units:			**mg/kg**	**Q**	**mg/kg**	**Q**	**mg/kg**	**Q**	**mg/kg**	**Q**	**mg/kg**	**Q**	**mg/kg**	**Q**
Phenol	500	0.33	0.85	U	0.51	U	2	U	0.4	U	0.44	UJ	0.85	U
Naphthalene	500	12	0.54	J	0.51	U	0.58	J	0.4	U	61	D	0.85	U
2-Methylnaphthalene	500	--	0.85	U	0.51	U	2	U	0.4	U	5.4		0.85	U
2-Methylphenol	500	--	0.85	U	0.51	U	2	U	0.4	U	0.44	U	0.85	U
4-Methylphenol	500	--	0.85	U	0.51	U	2	U	0.4	U	0.44	U	0.85	U
Dimethylphthalate	500	--	0.85	U	0.51	U	2	U	0.4	U	0.44	U	0.85	U
Acenaphthylene	500	100	0.85	U	0.51	U	1.2	J	0.4	U	0.16	J	0.85	U
Acenaphthene	500	20	0.85	U	0.51	U	2	U	0.4	U	14	J	0.85	U
Dibenzofuran	500	--	0.85	U	0.51	U	2	U	0.4	U	7.9	J	0.85	U
Diethylphthalate	500	--	0.85	U	0.51	U	2	U	0.4	U	0.19	J	0.27	J
Fluorene	500	30	0.85	U	0.51	U	2	U	0.4	U	7.9	J	0.85	U
Phenanthrene	500	100	0.85	U	0.51	U	0.41	J	1		17	J	0.85	U
Anthracene	500	100	0.85	U	0.51	U	2	U	0.33	J	1.7		0.85	U
Carbazole	500	--	0.85	U	0.51	U	2	U	0.095	J	14	J	0.85	U
Fluoranthene	500	100	0.85	U	0.15	J	0.64	J	1.6		1.6		0.85	U
Pyrene	500	100	0.85	U	0.15	J	0.8	J	1.4		1.2		0.85	U
Benzo(a)anthracene	5.6	1	0.85	U	0.51	U	0.73	J	0.87		0.3	J	0.85	U
Chrysene	56	1	0.85	U	0.51	U	0.87	J	0.67		0.22	J	0.85	U
Bis(2-ethylhexyl)phthalate	500	--	0.85	U	0.51	U	2	U	0.4	U	0.44	U	0.85	U
Di-n-octyl phthalate	500	--	0.85	U	0.51	U	2	U	0.4	U	0.44	UJ	0.85	U
Benzo(b)fluoranthene	5.6	1	0.85	U	0.51	U	0.75	J	0.58		0.28	J	0.85	U
Benzo(k)fluoranthene	56	0.8	0.85	U	0.51	U	2	U	0.26	J	0.18	J	0.85	U
Benzo(a)pyrene	1	1	0.85	U	0.51	U	2	U	0.56		0.25	J	0.85	U
Indeno(1,2,3-cd)pyrene	5.6	0.5	0.85	U	0.51	U	2	U	0.27	J	0.44	UJ	0.85	U
Dibenzo(a,h)anthracene	0.56	0.33	0.85	U	0.51	U	2	U	0.4	U	0.44	UJ	0.85	U
Benzo(g,h,i)perylene	500	100	0.85	U	0.51	U	2	U	0.26	J	0.44	UJ	0.85	U
Total SVOCs			0.54		0.3		5.98		7.895		122.28		0.27	
Total PAHs			0.54		ND		5.98		7.8		103.69		ND	
Total CaPAHs			ND		ND		2.35		3.21		1.23		ND	
Benzo(a)pyrene Equivalent			0		0		0.157		0.741		0.312		0	
Total TICs			1.74		42.59		118		34.6		193.41		132.57	

NOTES:
U - Indicates a compound was analyzed for, but not detected. For results marked U, the numerical value is the compound MDL or PQL.
J - Indicates an estimated value.
E - Indicates concentration exceeds the calibrated range of the instrument. Concentrations in diluted sample are lower.
B - Indicates that the analyte was found in the blank as well as the sample. It indicates possible/probable blank contamination.
NA - Indicates that sample was not analyzed.
Q - Indicates laboratory qualifier.
SVOCs - Semi-Volatile Organic Compounds
PAHs - Polyaromatic Hydrocarbons
CaPAHS - Carcinogenic Polyaromatic Hydrocarbons
The Restricted Commercial Soil Cleanup Objective was taken from the most recent version of SubPart 375-6.
The Unrestricted Soil Cleanup Objective was taken from the most recent version of SubPart 375-6.
Shading indicates that the detected result value exceeds the Unrestricted Commercial Soil Cleanup Objective SubPart 375-6.
Shading and bolding indicates that the detected result value exceeds the Restricted Commercial and Unrestricted Soil Cleanup Objective SubPart 375-6

APPENDIX F
TABLE 2 (cont.)
OFF-SITE AREA (89 WILLOW AVENUE)
SUPPLEMENTAL REMEDIAL INVESTIGATION
SEMI-VOLATILE ORGANIC COMPOUNDS IN SOIL

Sample Number:	**SubPart 375 Protection of Public Health Restricted Commercial SCO**	**SubPart 375 Protection of Public Health Unrestricted SCO**	**GPESB-7A-1**		**GPESB-7A-2**		**GPESB-7A-4**		**GPESB-8W-1**		**GPESB-8W-2**		**GPESB-8W-3**	
Lab Sample ID No:			**0711443-001B**		**0711443-002B**		**0711565-006B**		**0711008-011B**		**0711008-012B**		**0711272-006B**	
Depth (ft bgs):			**0.5 - 2.0**		**5.5 - 6.5**		**25.5 - 26.5**		**0.5 - 1.0**		**2.5 - 3.0**		**6.5 - 7.5**	
Sample Type:			**Soil**		**Soil**		**Soil**		**Soil**		**Soil**		**Soil**	
Sample Date:			**10/2/2007**		**10/2/2007**		**10/3/2007**		**9/20/2007**		**9/20/2007**		**9/26/2007**	
Units:			**mg/kg**	**Q**	**mg/kg**	**Q**	**mg/kg**	**Q**	**mg/kg**	**Q**	**mg/kg**	**Q**	**mg/kg**	**Q**
Phenol	500	0.33	0.37	U	0.38	U	0.63	U	0.39	U	0.4	U	0.43	U
Naphthalene	500	12	0.37	U	0.38	U	0.63	U	0.1	J	0.4	U	0.45	
2-Methylnaphthalene	500	--	0.37	U	0.38	U	0.63	U	0.094	J	0.4	U	0.43	U
2-Methylphenol	500	--	0.37	U	0.38	U	0.63	U	0.39	U	0.4	U	0.43	U
4-Methylphenol	500	--	0.37	U	0.38	U	0.63	U	0.39	U	0.4	U	0.43	U
Dimethylphthalate	500	--	0.37	U	0.38	U	0.63	U	0.39	U	0.4	U	0.43	U
Acenaphthylene	500	100	0.37	U	0.38	U	0.63	U	0.1	J	0.4	U	0.43	U
Acenaphthene	500	20	0.37	U	0.38	U	0.63	U	0.098	J	0.4	U	0.2	J
Dibenzofuran	500	--	0.37	U	0.38	U	0.63	U	0.39	U	0.4	U	0.43	U
Diethylphthalate	500	--	0.37	U	0.38	U	0.63	U	0.097	J	0.4	U	0.16	J
Fluorene	500	30	0.37	U	0.38	U	0.63	U	0.092	J	0.4	U	0.43	U
Phenanthrene	500	100	0.37	U	0.38	U	0.63	U	1.2		0.4	U	0.47	
Anthracene	500	100	0.37	U	0.38	U	0.63	U	0.24	J	0.4	U	0.13	J
Carbazole	500	--	0.37	U	0.38	U	0.63	U	0.39	U	0.4	U	0.43	U
Di-n-butyl phthalate	500	--	0.37	U	0.38	U	0.63	U	0.12	J	0.4	U	0.092	J
Fluoranthene	500	100	0.37	U	0.38	U	0.63	U	1.6		0.082	J	0.69	
Pyrene	500	100	0.37	U	0.38	U	0.63	U	2.3		0.093	J	0.57	
Butyl benzyl phthalate	500	--	0.37	U	0.38	U	0.63	U	0.22	J	0.4	U	0.43	U
Benzo(a)anthracene	5.6	1	0.37	U	0.38	U	0.63	U	0.79		0.4	U	0.29	J
Chrysene	56	1	0.37	U	0.38	U	0.63	U	0.89		0.4	U	0.24	J
Bis(2-ethylhexyl)phthalate	500	--	0.37	U	0.38	U	0.63	U	0.32	J	0.4	U	0.43	U
Di-n-octyl phthalate	500	--	0.37	U	0.38	U	0.63	U	0.39	U	0.4	U	0.43	U
Benzo(b)fluoranthene	5.6	1	0.37	U	0.38	U	0.63	U	0.74		0.4	U	0.22	J
Benzo(k)fluoranthene	56	0.8	0.37	U	0.38	U	0.63	U	0.4		0.4	U	0.43	U
Benzo(a)pyrene	1	1	0.37	U	0.38	U	0.63	U	0.5		0.4	U	0.22	J
Indeno(1,2,3-cd)pyrene	5.6	0.5	0.37	U	0.38	U	0.63	U	0.14	J	0.4	U	0.43	U
Dibenzo(a,h)anthracene	0.56	0.33	0.37	U	0.38	U	0.63	U	0.39	U	0.4	U	0.43	U
Benzo(g,h,i)perylene	500	100	0.37	U	0.38	U	0.63	U	0.14	J	0.4	U	0.43	U
Total SVOCs			ND		ND		ND		10.181		0.175		3.64	
Total PAHs			ND		ND		ND		9.424		0.175		3.48	
Total CaPAHs			ND		ND		ND		3.46		ND		0.97	
Benzo(a)pyrene Equivalent			0		0		0		1.391		0		0.273	
Total TICs			ND		ND		0.3		37.21		33.5		91.84	

NOTES:
U - Indicates a compound was analyzed for, but not detected. For results marked U, the numerical value is the compound MDL or PQL.
J - Indicates an estimated value.
E - Indicates concentration exceeds the calibrated range of the instrument. Concentrations in diluted sample are lower.
B - Indicates that the analyte was found in the blank as well as the sample. It indicates possible/probable blank contamination.
NA - Indicates that sample was not analyzed.
Q - Indicates laboratory qualifier.
SVOCs - Semi-Volatile Organic Compounds
PAHs - Polyaromatic Hydrocarbons
CaPAHS - Carcinogenic Polyaromatic Hydrocarbons
The Restricted Commercial Soil Cleanup Objective was taken from the most recent version of SubPart 375-6.
The Unrestricted Soil Cleanup Objective was taken from the most recent version of SubPart 375-6.
Shading indicates that the detected result value exceeds the Unrestricted Commercial Soil Cleanup Objective SubPart 375-6.
Shading and bolding indicates that the detected result value exceeds the Restricted Commercial and Unrestricted Soil Cleanup Objective SubPart 375-6

APPENDIX F
TABLE 2 (cont.)
OFF-SITE AREA (89 WILLOW AVENUE)
SUPPLEMENTAL REMEDIAL INVESTIGATION
SEMI-VOLATILE ORGANIC COMPOUNDS IN SOIL

Sample Number:	**SubPart 375 Protection of Public Health Restricted Commercial SCO**	**SubPart 375 Protection of Public Health Unrestricted SCO**	**GPESB-8W-4**		**GPESB-8WA-1**		**GPESB-8WA-2**		**GPESB-8WA-3**		**GPESB-8WA-4**		**GPESB-10-1**	
Lab Sample ID No:			**0711272-007B**		**0711443-003B**		**0711443-004B**		**0711443-005B**		**0711443-006B**		**0711008-013B**	
Depth (ft bgs):			**22.0 - 23.0**		**0.5 - 2.0**		**5.0 - 6.0**		**15.5 - 16.0**		**21.5 - 22.5**		**0 - 0.5**	
Sample Type:			**Soil**		**Soil**		**Soil**		**Soil**		**Soil**		**Soil**	
Sample Date:			**9/26/2007**		**10/2/2007**		**10/2/2007**		**10/2/2007**		**10/2/2007**		**9/21/2007**	
Units:			**mg/kg**	**Q**	**mg/kg**	**Q**	**mg/kg**	**Q**	**mg/kg**	**Q**	**mg/kg**	**Q**	**mg/kg**	**Q**
Phenol	500	0.33	1.1	U	0.4	U	0.38	U	0.42	U	0.78	U	0.37	U
Naphthalene	500	12	1.1	U	0.4	U	0.38	U	0.31	J	0.78	U	0.37	U
2-Methylnaphthalene	500	--	1.1	U	0.4	U	0.38	U	0.82		0.78	U	0.37	U
2-Methylphenol	500	--	1.1	U	0.4	U	0.38	U	0.42	U	0.78	U	0.37	U
4-Methylphenol	500	--	1.1	U	0.4	U	0.38	U	0.42	U	0.78	U	0.37	U
Dimethylphthalate	500	--	1.1	U	0.4	U	0.38	U	0.42	U	0.78	U	0.37	U
Acenaphthylene	500	100	1.1	U	0.11	J	0.38	U	0.42	U	0.78	U	0.37	U
Acenaphthene	500	20	1.1	U	0.4	U	0.38	U	1.9		0.78	U	0.37	U
Dibenzofuran	500	--	1.1	U	0.4	U	0.38	U	1.1		0.78	U	0.37	U
Diethylphthalate	500	--	0.57	J	0.4	U	0.38	U	0.42	U	0.78	U	0.37	U
Fluorene	500	30	1.1	U	0.4	U	0.38	U	1.1		0.78	U	0.37	U
Phenanthrene	500	100	1.1	U	0.28	J	0.38	U	3.3		0.78	U	0.37	U
Anthracene	500	100	1.1	U	0.23	J	0.38	U	0.34	J	0.78	U	0.37	U
Carbazole	500	--	1.1	U	0.4	U	0.38	U	1		0.78	U	0.37	U
Fluoranthene	500	100	1.1	U	3.7		0.38	U	0.56		0.78	U	0.37	U
Pyrene	500	100	1.1	U	3.2		0.38	U	0.42		0.78	U	0.37	U
Benzo(a)anthracene	5.6	1	1.1	U	2.2		0.38	U	0.42	U	0.78	U	0.37	U
Chrysene	56	1	1.1	U	1.9		0.38	U	0.42	U	0.78	U	0.37	U
Bis(2-ethylhexyl)phthalate	500	--	1.1	U	0.4	U	0.38	U	0.42	U	0.78	U	0.37	U
Di-n-octyl phthalate	500	--	1.1	U	0.4	U	0.38	U	0.42	U	0.78	U	0.37	U
Benzo(b)fluoranthene	5.6	1	1.1	U	2.8		0.38	U	0.42	U	0.78	U	0.37	U
Benzo(k)fluoranthene	56	0.8	1.1	U	0.94		0.38	U	0.42	U	0.78	U	0.37	U
Benzo(a)pyrene	1	1	1.1	U	**2.4**		0.38	U	0.42	U	0.78	U	0.37	U
Indeno(1,2,3-cd)pyrene	5.6	0.5	1.1	U	0.91		0.38	U	0.42	U	0.78	U	0.37	U
Dibenzo(a,h)anthracene	0.56	0.33	1.1	U	0.26	J	0.38	U	0.42	U	0.78	U	0.37	U
Benzo(g,h,i)perylene	500	100	1.1	U	0.87		0.38	U	0.42	U	0.78	U	0.37	U
Total SVOCs			0.57		19.8		ND		10.85		ND		ND	
Total PAHs			ND		18.93		ND		8.75		ND		ND	
Total CaPAHs			ND		11.41		ND		ND		ND		ND	
Benzo(a)pyrene Equivalent			0		3.279		0		0		0		0	
Total TICs			73.45		7.01		ND		2.06		2.48		64.37	

NOTES:
U - Indicates a compound was analyzed for, but not detected. For results marked U, the numerical value is the compound MDL or PQL.
J - Indicates an estimated value.
E - Indicates concentration exceeds the calibrated range of the instrument. Concentrations in diluted sample are lower.
B - Indicates that the analyte was found in the blank as well as the sample. It indicates possible/probable blank contamination.
NA - Indicates that sample was not analyzed.
Q - Indicates laboratory qualifier.
SVOCs - Semi-Volatile Organic Compounds
PAHs - Polyaromatic Hydrocarbons
CaPAHS - Carcinogenic Polyaromatic Hydrocarbons
The Restricted Commercial Soil Cleanup Objective was taken from the most recent version of SubPart 375-6.
The Unrestricted Soil Cleanup Objective was taken from the most recent version of SubPart 375-6.
Shading indicates that the detected result value exceeds the Unrestricted Commercial Soil Cleanup Objective SubPart 375-6.
Shading and bolding indicates that the detected result value exceeds the Restricted Commercial and Unrestricted Soil Cleanup Objective SubPart 375-6

APPENDIX F
TABLE 2 (cont.)
OFF-SITE AREA (89 WILLOW AVENUE)
SUPPLEMENTAL REMEDIAL INVESTIGATION
SEMI-VOLATILE ORGANIC COMPOUNDS IN SOIL

Sample Number:	**SubPart 375 Protection of Public Health Restricted Commercial SCO**	**SubPart 375 Protection of Public Health Unrestricted SCO**	**GPESB-10-2**		**GPESB-10-3**		**GPESB-10-4**		**GPESB-10A-1**		**GPESB-10A-2**		**GPESB-10A-3**	
Lab Sample ID No:			**0711076-007B**		**0711272-008B**		**0711272-009B**		**0711565-007B**		**0711565-008B**		**0711565-009B**	
Depth (ft bgs):			**2.5 - 3.0**		**12.33 - 13.33**		**21.0 - 22.0**		**0.5 - 2.0**		**5.0 - 6.0**		**12.5 - 13.5**	
Sample Type:			**Soil**		**Soil**		**Soil**		**Soil**		**Soil**		**Soil**	
Sample Date:			**9/24/2007**		**9/27/2007**		**9/27/2007**		**10/3/2007**		**10/3/2007**		**10/3/2007**	
Units:			**mg/kg**		**mg/kg**		**mg/kg**		**mg/kg**		**mg/kg**		**mg/kg**	
Phenol	500	0.33	0.38	U	0.4	U	0.45	J	0.37	U	0.38	U	0.37	U
Naphthalene	500	12	0.38	U	4.7		4.3		0.37	U	0.38	U	0.37	U
2-Methylnaphthalene	500	--	0.38	U	0.59		0.36	J	0.37	U	0.38	U	0.37	U
2-Methylphenol	500	--	0.38	U	0.15	J	0.67	U	0.37	U	0.38	U	0.37	U
4-Methylphenol	500	--	0.38	U	0.49		0.27	J	0.37	U	0.38	U	0.37	U
Dimethylphthalate	500	--	0.38	U	0.4	U	0.67	U	0.37	U	0.38	U	0.37	U
Acenaphthylene	500	100	0.38	U	0.62		0.43	J	0.37	U	0.38	U	0.37	U
Acenaphthene	500	20	0.38	U	3.7		1.8		0.37	U	0.38	U	0.37	U
Dibenzofuran	500	--	0.38	U	1.7		1.3		0.37	U	0.38	U	0.37	U
Diethylphthalate	500	--	0.38	U	0.13	J	0.67	U	0.37	U	0.38	U	0.37	U
Fluorene	500	30	0.38	U	7.7	D	3.7		0.37	U	0.38	U	0.37	U
Phenanthrene	500	100	0.38	U	12	D	5.3		0.37	U	0.38	U	0.37	U
Anthracene	500	100	0.38	U	3.5		1.6		0.37	U	0.38	U	0.37	U
Carbazole	500	--	0.38	U	3.9		2		0.37	U	0.38	U	0.37	U
Fluoranthene	500	100	0.38	U	15	D	8.3		0.37	U	0.38	U	0.37	U
Pyrene	500	100	0.38	U	13	D	8		0.37	U	0.38	U	0.37	U
Benzo(a)anthracene	5.6	1	0.38	U	**6.1**	D	3.1		0.37	U	0.38	U	0.37	U
Chrysene	56	1	0.38	U	6.3		2.6		0.37	U	0.38	U	0.37	U
Bis(2-ethylhexyl)phthalate	500	--	0.38	U	0.4	U	0.67	U	0.37	U	0.38	U	0.37	U
Di-n-octyl phthalate	500	--	0.38	U	0.4	UJ	0.67	U	0.37	U	0.38	U	0.37	U
Benzo(b)fluoranthene	5.6	1	0.38	U	5.3	D	4.5		0.37	U	0.38	U	0.37	U
Benzo(k)fluoranthene	56	0.8	0.38	U	3.6	J	2		0.37	U	0.38	U	0.37	U
Benzo(a)pyrene	1	1	0.38	U	**6.6**	D	**3.8**		0.37	U	0.38	U	0.37	U
Indeno(1,2,3-cd)pyrene	5.6	0.5	0.38	U	1.8	J	0.79		0.37	U	0.38	U	0.37	U
Dibenzo(a,h)anthracene	0.56	0.33	0.38	U	0.47	J	0.67	U	0.37	U	0.38	U	0.37	U
Benzo(g,h,i)perylene	500	100	0.38	U	1.5	J	0.76		0.37	U	0.38	U	0.37	U
Total SVOCs			ND		98.85		55.36		ND		ND		ND	
Total PAHs			ND		90.98		50.58		ND		ND		ND	
Total CaPAHs			ND		30.17		16.79		ND		ND		ND	
Benzo(a)pyrene Equivalent			0		8.489		4.685		0		0		0	
Total TICs			39.72		141.08		331.46		0.16		ND		0.19	

NOTES:
U - Indicates a compound was analyzed for, but not detected. For results marked U, the numerical value is the compound MDL or PQL.
J - Indicates an estimated value.
E - Indicates concentration exceeds the calibrated range of the instrument. Concentrations in diluted sample are lower.
B - Indicates that the analyte was found in the blank as well as the sample. It indicates possible/probable blank contamination.
NA - Indicates that sample was not analyzed.
Q - Indicates laboratory qualifier.
SVOCs - Semi-Volatile Organic Compounds
PAHs - Polyaromatic Hydrocarbons
CaPAHS - Carcinogenic Polyaromatic Hydrocarbons
The Restricted Commercial Soil Cleanup Objective was taken from the most recent version of SubPart 375-6.
The Unrestricted Soil Cleanup Objective was taken from the most recent version of SubPart 375-6.
Shading indicates that the detected result value exceeds the Unrestricted Commercial Soil Cleanup Objective SubPart 375-6.
Shading and bolding indicates that the detected result value exceeds the Restricted Commercial and Unrestricted Soil Cleanup Objective SubPart 375-6

APPENDIX F
TABLE 2 (cont.)
OFF-SITE AREA (89 WILLOW AVENUE)
SUPPLEMENTAL REMEDIAL INVESTIGATION
SEMI-VOLATILE ORGANIC COMPOUNDS IN SOIL

Sample Number:	**FB0924_S**		**FB092807**		**FB100407**	
Lab Sample ID No:	**0711076-008B**		**0711326-003B**		**0711565-010B**	
Depth (ft bgs):	**--**		**--**		**--**	
Sample Type:	**Aqueous**		**Aqueous**		**Aqueous**	
Sample Date:	**9/24/2007**		**9/28/2007**		**10/4/2007**	
Units:	**ug/L**	**Q**	**ug/L**	**Q**	**µg/L**	**Q**
Naphthalene	10	U	10	U	10	U
2-Methylnaphthalene	10	U	10	U	10	U
Dimethylphthalate	10	U	10	U	10	U
Acenaphthylene	10	U	10	U	10	U
Acenaphthene	10	U	10	U	10	U
Dibenzofuran	10	U	10	U	10	U
Diethylphthalate	10	U	10	U	10	U
Fluorene	10	U	10	U	10	U
Phenanthrene	10	U	10	U	10	U
Anthracene	10	U	10	U	10	U
Carbazole	10	U	10	U	10	U
Di-n-butyl phthalate	2	J	10	U	10	U
Fluoranthene	10	U	10	U	10	U
Pyrene	10	U	10	U	10	U
Benzo(a)anthracene	10	U	10	U	10	U
Chrysene	10	U	10	U	10	U
Bis(2-ethylhexyl)phthalate	10	U	10	U	10	U
Di-n-octyl phthalate	10	U	10	U	10	U
Benzo(b)fluoranthene	10	U	10	U	10	U
Benzo(k)fluoranthene	10	U	10	U	10	U
Benzo(a)pyrene	10	U	10	U	10	U
Indeno(1,2,3-cd)pyrene	10	U	10	U	10	U
Dibenzo(a,h)anthracene	10	U	10	U	10	U
Benzo(g,h,i)perylene	10	U	10	U	10	U
Total SVOCs	2		ND		ND	
Total PAHs	ND		ND		ND	
Total CaPAHs	ND		ND		ND	
Benzo(a)pyrene Equivalent	ND		ND		ND	
Total TICs	28		2		ND	

NOTES:
U - Indicates a compound was analyzed for, but not detected. For results marked U, the numerical value is the compound MDL or PQL.
J - Indicates an estimated value.
E - Indicates concentration exceeds the calibrated range of the instrument. Concentrations in diluted sample are lower.
B - Indicates that the analyte was found in the blank as well as the sample. It indicates possible/probable blank contamination.
NA - Indicates that sample was not analyzed.
Q - Indicates laboratory qualifier.
SVOCs - Semi-Volatile Organic Compounds
PAHs - Polyaromatic Hydrocarbons
CaPAHS - Carcinogenic Polyaromatic Hydrocarbons
The Restricted Commercial Soil Cleanup Objective was taken from the most recent version of SubPart 375-6.
The Unrestricted Soil Cleanup Objective was taken from the most recent version of SubPart 375-6.
Shading indicates that the detected result value exceeds the Unrestricted Commercial Soil Cleanup Objective SubPart 375-6.
Shading and bolding indicates that the detected result value exceeds the Restricted Commercial and Unrestricted Soil Cleanup Objective SubPart 375-6

APPENDIX F
TABLE 3
OFF-SITE AREA (89 WILLOW AVENUE)
SUPPLEMENTAL REMEDIAL INVESTIGATION
METALS AND CYANIDE IN SOIL

Sample Number:	**SubPart 375 Protection of Public Health Restricted Commercial SCO**	**SubPart 375 Protection of Public Health Unrestricted SCO**	**RW-08**		**RW-08**		**RW-08 (dup)**		**RW-08**		**RW-09**		**RW-09 (dup)**		**RW-09**	
Lab Sample ID No:			**CF-SB-45**		**CF-SB-45**		**CF-SB-45**		**CF-SB-45**		**CF-SB-46**		**CF-SB-46**		**CF-SB-46**	
Depth (ft bgs):			**13 - 15**		**19 - 21**		**19 - 21**		**37 -39**		**15 - 17**		**39 - 41**		**39 - 41**	
Sample Type:			**Soil**		**Soil**		**Soil**		**Soil**		**Soil**		**Soil**		**Soil**	
Sample Date:			**9/13/1999**		**9/13/1999**		**9/13/1999**		**9/13/1999**		**9/13/1999**		**9/13/1999**		**9/13/1999**	
Units:			**mg/kg**	**Q**	**mg/kg**	**Q**	**mg/kg**	**Q**	**mg/kg**	**Q**	**mg/kg**	**Q**	**mg/kg**	**Q**	**mg/kg**	**Q**
Arsenic	16	13	5		2.9	J	2.6	B	4.5		7.4		10.3		11.4	
Barium	400	350	95.9		**611**	J	**535**		138		50.2		143		149	
Cadmium	9.3	2.5	0.22	J	0.41	J	0.37	U	0.19	UN	0.19	UN	0.32	UN	0.32	UN
Chromium	1,500	30	42.1		88.9	J	78.3		79.9		13.1		33.3		35.9	
Lead	1,000	63	93.7		12.1	J	9.6		12.7	J	203	J	13.6	J	11.2	J
Mercury	2.8	0.18	0.69	J	0.2	J	0.21		0.016	J	0.34	J	0.026	J	0.02	J
Selenium	1,500	3.9	0.92	UJ	4.2	J	3.4		0.97	UJ	0.97	UJ	1.6	UJ	1.6	J
Silver	1,500	2	0.18	UJ	0.35	UJ	0.37	U	0.19	U	0.19	U	0.32	U	0.32	U
Cyanide	27	27	0.65	UR	1.16	UR	1.22	U	0.750	UR	0.59	UR	0.97	UR	0.97	UR

NOTES:
U - Indicates a compound was analyzed for, but not detected. For results marked U, the numerical value is the compound MDL or PQL.
N - Indicates Matrix Spike Sample Recovery not met.
E - Indicates the reported value is estimated because of the presence of interference.
* - Indicates Duplicate analysis not within control limits.
B - Indicates reported value is less than the Contract Required Detection Limits but greater than the Instrument Detection Limit.
J - Indicates that the associated numerical value is an approximate (estimated) concentration.
D - Indicates Sample Was Diluted.
Q - Indicates laboratory qualifier.
R - Indicates that the result was rejected after verification
NA - Indicates that sample was not analyzed.
The Restricted Commercial Soil Cleanup Objective was taken from the most recent version of SubPart 375-6.
The Unrestricted Soil Cleanup Objective was taken from the most recent version of SubPart 375-6.
Shading indicates that the detected result value exceeds the Unrestricted Commercial Soil Cleanup Objective SubPart 375-6.
Shading and bolding indicates that the detected result value exceeds the Restricted Commercial and Unrestricted Soil Cleanup Objective SubPart 375-6.

APPENDIX F
TABLE 3 (cont.)
OFF-SITE AREA (89 WILLOW AVENUE)
SUPPLEMENTAL REMEDIAL INVESTIGATION
METALS AND CYANIDE IN SOIL

Sample Number:	**SubPart 375 Protection of Public Health Restricted Commercial SCO**	**SubPart 375 Protection of Public Health Unrestricted SCO**	**GPESB-1W-1**		**GPESB-1W-2**		**GPESB-1W-3**		**GPESB-1W-4**		**GPESB-1W-5**		**GPESB-1W-6**		**GPESB-1W-7**	
Lab Sample ID No:			**0711008-001**		**0711202-001**		**0711202-002**		**0711202-003**		**0711390-001**		**0711390-002**		**0711390-003**	
Depth (ft bgs):			**0.5 - 1.0**		**1.5 - 2.0**		**4.5 - 5.0**		**4.5 - 5.0**		**17.0 - 17.5**		**31.0 - 32.0**		**35.0 - 36.0**	
Sample Type:			**Soil**		**Soil**		**Soil**		**Soil**		**Soil**		**Soil**		**Soil**	
Sample Date:			**9/21/2007**		**9/21/2007**		**9/21/2007**		**9/21/2007**		**10/1/2007**		**10/1/2007**		**10/1/2007**	
Units:			**mg/kg**	**Q**	**mg/kg**	**Q**	**mg/kg**	**Q**	**mg/kg**	**Q**	**mg/kg**	**Q**	**mg/kg**	**Q**	**mg/kg**	**Q**
Arsenic	16	13	6.5		3.9		3.2		3.2		3.3		13.6		14.8	
Barium	400	350	73.5		68.2		63.1		66.5		226	J	167		186	
Cadmium	9.3	2.5	0.038	U	0.037	U	0.037	U	0.038	U	0.049	U	0.057	U	0.057	U
Chromium	1,500	30	48.5		55.4		32.2		51.5		30.2	J	24.3		26	
Lead	1,000	63	40.4		22.8		28.5		25.5		75.6		7.8		9.1	
Mercury	2.8	0.18	0.12		0.023	B	0.095		0.051		1		0.03	U	0.03	U
Selenium	1,500	3.9	0.33	B	0.28	U	0.33	B	0.28	U	0.46	BJ	0.57	B	0.42	U
Silver	1,500	2	0.21	B	0.23	B	0.15	B	0.16	B	0.26	BJ	0.62	B	0.83	B
Cyanide	27	27	6.6		3.9		**44.2**	B	**59.4**	B	0.76	U	0.89	U	0.89	U

NOTES:
U - Indicates a compound was analyzed for, but not detected. For results marked U, the numerical value is the compound MDL or PQL.
N - Indicates Matrix Spike Sample Recovery not met.
E - Indicates the reported value is estimated because of the presence of interference.
* - Indicates Duplicate analysis not within control limits.
B - Indicates reported value is less than the Contract Required Detection Limits but greater than the Instrument Detection Limit.
J - Indicates that the associated numerical value is an approximate (estimated) concentration.
D - Indicates Sample Was Diluted.
Q - Indicates laboratory qualifier.
R - Indicates that the result was rejected after verification
NA - Indicates that sample was not analyzed.
The Restricted Commercial Soil Cleanup Objective was taken from the most recent version of SubPart 375-6.
The Unrestricted Soil Cleanup Objective was taken from the most recent version of SubPart 375-6.
Shading indicates that the detected result value exceeds the Unrestricted Commercial Soil Cleanup Objective SubPart 375-6.
Shading and bolding indicates that the detected result value exceeds the Restricted Commercial and Unrestricted Soil Cleanup Objective SubPart 375-6.

APPENDIX F
TABLE 3 (cont.)
OFF-SITE AREA (89 WILLOW AVENUE)
SUPPLEMENTAL REMEDIAL INVESTIGATION
METALS AND CYANIDE IN SOIL

Sample Number:	**SubPart 375 Protection of Public Health Restricted Commercial SCO**	**SubPart 375 Protection of Public Health Unrestricted SCO**	**GPESB-1WA-1**		**GPESB-1WA-2**		**GPESB-1WA-3**		**GPESB-1WA-4**		**GPESB-2-1**		**GPESB-2-2**		**GPESB-2-3**	
Lab Sample ID No:			**0711566-001**		**0711566-002**		**0711566-003**		**0711566-004**		**0711008-003**		**0711076-001**		**0711390-004**	
Depth (ft bgs):			**0.5 - 2.0**		**5.5 - 6.5**		**22.25 - 23.25**		**25.0 - 26.0**		**0.5 - 1.0**		**4.5 - 5.0**		**17.5 - 18.5**	
Sample Type:			**Soil**		**Soil**		**Soil**		**Soil**		**Soil**		**Soil**		**Soil**	
Sample Date:			**10/4/2007**		**10/4/2007**		**10/4/2007**		**10/4/2007**		**9/21/2007**		**9/24/2007**		**10/1/2007**	
Units:			**mg/kg**	**Q**	**mg/kg**	**Q**	**mg/kg**	**Q**	**mg/kg**	**Q**	**mg/kg**	**Q**	**mg/kg**	**Q**	**mg/kg**	**Q**
Arsenic	16	13	4.2		6.2		3.9		5.7		6.5	J	3		2.2	
Barium	400	350	52		110		119		178		139	J	44.1		56.3	
Cadmium	9.3	2.5	0.072	B	0.052	B	0.064	U	0.096	B	0.036	U	0.037	U	0.037	U
Chromium	1,500	30	39.4		56.9		35		44.7		26	J	15.6		34.1	
Lead	1,000	63	34.2		97.9		93.9		62.3		349	J	7.7		9.9	
Mercury	2.8	0.18	0.11		0.33		0.23		0.23		0.98	J	0.019	U	0.019	U
Selenium	1,500	3.9	0.27	U	1.2		0.87	B	1.4		1.6	J	0.27	U	0.27	U
Silver	1,500	2	0.13	B	0.1	B	0.082	U	0.094	U	0.32	BJ	0.06	B	0.12	B
Cyanide	27	27	**67.9**		**187**		0.99	U	1.6		**91**	J	0.57	U	0.57	U

NOTES:
U - Indicates a compound was analyzed for, but not detected. For results marked U, the numerical value is the compound MDL or PQL.
N - Indicates Matrix Spike Sample Recovery not met.
E - Indicates the reported value is estimated because of the presence of interference.
* - Indicates Duplicate analysis not within control limits.
B - Indicates reported value is less than the Contract Required Detection Limits but greater than the Instrument Detection Limit.
J - Indicates that the associated numerical value is an approximate (estimated) concentration.
D - Indicates Sample Was Diluted.
Q - Indicates laboratory qualifier.
R - Indicates that the result was rejected after verification
NA - Indicates that sample was not analyzed.
The Restricted Commercial Soil Cleanup Objective was taken from the most recent version of SubPart 375-6.
The Unrestricted Soil Cleanup Objective was taken from the most recent version of SubPart 375-6.
Shading indicates that the detected result value exceeds the Unrestricted Commercial Soil Cleanup Objective SubPart 375-6.
Shading and bolding indicates that the detected result value exceeds the Restricted Commercial and Unrestricted Soil Cleanup Objective SubPart 375-6.

APPENDIX F
TABLE 3 (cont.)
OFF-SITE AREA (89 WILLOW AVENUE)
SUPPLEMENTAL REMEDIAL INVESTIGATION
METALS AND CYANIDE IN SOIL

Sample Number:	**SubPart 375 Protection of Public Health Restricted Commercial SCO**	**SubPart 375 Protection of Public Health Unrestricted SCO**	**GPESB-3W-1**		**GPESB-3W-2**		**GPESB-3W-3**		**GPESB-4-1**		**GPESB-4-2**		**GPESB-4-3**		**GPESB-5W-1**	
Lab Sample ID No:			**0711008-004**		**0711076-002**		**0711326-001**		**0711008-005**		**0711076-003**		**0711326-002**		**0711008-006**	
Depth (ft bgs):			**0.5 - 1.0**		**4.5 - 5.0**		**27.0 - 28.0**		**0.5 - 1.0**		**4.0 - 4.5**		**25.5 - 27.5**		**0.5 - 1.0**	
Sample Type:			**Soil**		**Soil**		**Soil**		**Soil**		**Soil**		**Soil**		**Soil**	
Sample Date:			**9/21/2007**		**9/24/2007**		**9/28/2007**		**9/21/2007**		**9/24/2007**		**9/28/2007**		**9/21/2007**	
Units:			**mg/kg**	**Q**	**mg/kg**	**Q**	**mg/kg**	**Q**	**mg/kg**	**Q**	**mg/kg**	**Q**	**mg/kg**	**Q**	**mg/kg**	**Q**
Arsenic	16	13	13.5		2.2		10.4		7.6	J	3.4		5.4		4.9	
Barium	400	350	79.8		30		150		51.6	J	37.1		97.4		56.5	
Cadmium	9.3	2.5	0.036	U	0.037	U	0.075	U	0.037	U	0.038	U	0.052	U	0.037	U
Chromium	1,500	30	10.6		17.5		33.1		30	J	21.9		25		41.8	
Lead	1,000	63	97.3		6.9		7.3		477	J	24.2		7.9		15.2	
Mercury	2.8	0.18	0.4		0.019	U	0.039	U	**7.2**	J	0.13		0.027	U	0.019	U
Selenium	1,500	3.9	2.1		0.27	U	0.86	B	0.45	BJ	0.28	U	0.46	B	0.27	U
Silver	1,500	2	0.2	B	0.078	B	0.34	B	0.28	BJ	0.089	B	0.29	B	0.14	B
Cyanide	27	27	0.55	U	0.57	U	1.2	U	3.3	J	0.58	U	0.8	U	2.7	

NOTES:
U - Indicates a compound was analyzed for, but not detected. For results marked U, the numerical value is the compound MDL or PQL.
N - Indicates Matrix Spike Sample Recovery not met.
E - Indicates the reported value is estimated because of the presence of interference.
* - Indicates Duplicate analysis not within control limits.
B - Indicates reported value is less than the Contract Required Detection Limits but greater than the Instrument Detection Limit.
J - Indicates that the associated numerical value is an approximate (estimated) concentration.
D - Indicates Sample Was Diluted.
Q - Indicates laboratory qualifier.
R - Indicates that the result was rejected after verification
NA - Indicates that sample was not analyzed.
The Restricted Commercial Soil Cleanup Objective was taken from the most recent version of SubPart 375-6.
The Unrestricted Soil Cleanup Objective was taken from the most recent version of SubPart 375-6.
Shading indicates that the detected result value exceeds the Unrestricted Commercial Soil Cleanup Objective SubPart 375-6.
Shading and bolding indicates that the detected result value exceeds the Restricted Commercial and Unrestricted Soil Cleanup Objective SubPart 375-6.

APPENDIX F
TABLE 3 (cont.)
OFF-SITE AREA (89 WILLOW AVENUE)
SUPPLEMENTAL REMEDIAL INVESTIGATION
METALS AND CYANIDE IN SOIL

Sample Number:	**SubPart 375 Protection of Public Health Restricted Commercial SCO**	**SubPart 375 Protection of Public Health Unrestricted SCO**	**GPESB-5W-2**		**GPESB-5W-3**		**GPESB-6W-1**		**GPESB-6W-2**		**GPESB-6W-3**		**GPESB-6W-4**		**GPESB-6W-5**	
Lab Sample ID No:			**0711076-004**		**0711272-001**		**0711008-007**		**0711076-005**		**0711076-006**		**0711272-002**		**0711272-003**	
Depth (ft bgs):			**4.0 - 4.5**		**11.5 - 12.5**		**0.5 - 1.0**		**1.5 - 2.0**		**2.5 - 3.0**		**12.0 - 13.0**		**21.0 - 22.0**	
Sample Type:			**Soil**		**Soil**		**Soil**		**Soil**		**Soil**		**Soil**		**Soil**	
Sample Date:			**9/24/2007**		**9/27/2007**		**9/21/2007**		**9/24/2007**		**9/24/2007**		**9/27/2007**		**9/27/2007**	
Units:			**mg/kg**	**Q**	**mg/kg**	**Q**	**mg/kg**	**Q**	**mg/kg**	**Q**	**mg/kg**	**Q**	**mg/kg**	**Q**	**mg/kg**	**Q**
Arsenic	16	13	4.0		4.0		13.6	J	15.2	J	9.8		2.2		6.1	
Barium	400	350	60.5		86.1		140	J	118	J	**449**		120	J	286	
Cadmium	9.3	2.5	0.038	U	0.038	U	0.036	U	0.04	U	0.065	U	0.046	U	0.56	B
Chromium	1,500	30	26.3		47.6		13.7	J	27.4	J	247		15.8	J	49.6	
Lead	1,000	63	110		23.1		515	J	145	J	296		24		11.3	
Mercury	2.8	0.18	0.13		0.038	B	0.91	J	2.3	J	0.61		0.29		0.044	U
Selenium	1,500	3.9	0.28	U	0.28	U	4.2	J	3.2	J	3.8		0.53	B	1.6	
Silver	1,500	2	0.081	B	0.13	B	0.45	BJ	0.5	BJ	0.48	B	0.17	BJ	0.34	B
Cyanide	27	27	0.59	U	0.58	U	**70.4**	J	**299**	J	**249**		**33.6**		1.3	U

NOTES:
U - Indicates a compound was analyzed for, but not detected. For results marked U, the numerical value is the compound MDL or PQL.
N - Indicates Matrix Spike Sample Recovery not met.
E - Indicates the reported value is estimated because of the presence of interference.
* - Indicates Duplicate analysis not within control limits.
B - Indicates reported value is less than the Contract Required Detection Limits but greater than the Instrument Detection Limit.
J - Indicates that the associated numerical value is an approximate (estimated) concentration.
D - Indicates Sample Was Diluted.
Q - Indicates laboratory qualifier.
R - Indicates that the result was rejected after verification
NA - Indicates that sample was not analyzed.
The Restricted Commercial Soil Cleanup Objective was taken from the most recent version of SubPart 375-6.
The Unrestricted Soil Cleanup Objective was taken from the most recent version of SubPart 375-6.
Shading indicates that the detected result value exceeds the Unrestricted Commercial Soil Cleanup Objective SubPart 375-6.
Shading and bolding indicates that the detected result value exceeds the Restricted Commercial and Unrestricted Soil Cleanup Objective SubPart 375-6.

APPENDIX F
TABLE 3 (cont.)
OFF-SITE AREA (89 WILLOW AVENUE)
SUPPLEMENTAL REMEDIAL INVESTIGATION
METALS AND CYANIDE IN SOIL

Sample Number:	**SubPart 375 Protection of Public Health Restricted Commercial SCO**	**SubPart 375 Protection of Public Health Unrestricted SCO**	**GPESB-6WA-1**		**GPESB-6WA-2**		**GPESB-6WA-3**		**GPESB-6WA-4**		**GPESB-7-1**		**GPESB-7-2**		**GPESB-7-3**	
Lab Sample ID No:			**0711565-001**		**0711565-002**		**0711565-003**		**0711565-004**		**0711008-008**		**0711008-009**		**0711008-010**	
Depth (ft bgs):			**0.5 - 2.0**		**5.5 - 6.5**		**13.5 - 14.5**		**24.0 - 25.0**		**0.5 - 1.0**		**2.0 - 2.5**		**3.5 - 4.0**	
Sample Type:			**Soil**		**Soil**		**Soil**		**Soil**		**Soil**		**Soil**		**Soil**	
Sample Date:			**10/3/2007**		**10/3/2007**		**10/3/2007**		**10/3/2007**		**9/20/2007**		**9/20/2007**		**9/20/2007**	
Units:			**mg/kg**	**Q**	**mg/kg**	**Q**	**mg/kg**	**Q**	**mg/kg**	**Q**	**mg/kg**	**Q**	**mg/kg**	**Q**	**mg/kg**	**Q**
Arsenic	16	13	2.8		3.6		5.1		4.5		5.1		6		4.2	
Barium	400	350	32.7		38.8		90.9		218		60.9		97.4		76.8	
Cadmium	9.3	2.5	0.042	B	0.037	U	0.17	B	0.43	B	0.05	U	0.039	U	0.44	B
Chromium	1,500	30	47.6		18.7		29.2		36		57.8		6.3		29.3	
Lead	1,000	63	9		7.6		127		8		35.8		134		134	
Mercury	2.8	0.18	0.019	U	0.019	U	0.53		0.047	B	0.25		0.71		0.31	
Selenium	1,500	3.9	0.27	U	0.27	U	0.32	U	0.86	B	0.37	U	1.1		0.29	U
Silver	1,500	2	0.16	B	0.1	B	0.23	B	0.17	B	0.2	B	0.3	B	0.17	B
Cyanide	27	27	0.56	U	0.57	U	**192**		1.3	U	1.8		1.5		0.61	U

NOTES:
U - Indicates a compound was analyzed for, but not detected. For results marked U, the numerical value is the compound MDL or PQL.
N - Indicates Matrix Spike Sample Recovery not met.
E - Indicates the reported value is estimated because of the presence of interference.
* - Indicates Duplicate analysis not within control limits.
B - Indicates reported value is less than the Contract Required Detection Limits but greater than the Instrument Detection Limit.
J - Indicates that the associated numerical value is an approximate (estimated) concentration.
D - Indicates Sample Was Diluted.
Q - Indicates laboratory qualifier.
R - Indicates that the result was rejected after verification
NA - Indicates that sample was not analyzed.
The Restricted Commercial Soil Cleanup Objective was taken from the most recent version of SubPart 375-6.
The Unrestricted Soil Cleanup Objective was taken from the most recent version of SubPart 375-6.
Shading indicates that the detected result value exceeds the Unrestricted Commercial Soil Cleanup Objective SubPart 375-6.
Shading and bolding indicates that the detected result value exceeds the Restricted Commercial and Unrestricted Soil Cleanup Objective SubPart 375-6.

APPENDIX F
TABLE 3 (cont.)
OFF-SITE AREA (89 WILLOW AVENUE)
SUPPLEMENTAL REMEDIAL INVESTIGATION
METALS AND CYANIDE IN SOIL

Sample Number:	**SubPart 375 Protection of Public Health Restricted Commercial SCO**	**SubPart 375 Protection of Public Health Unrestricted SCO**	**GPESB-7-4**		**GPESB-7-5**		**GPESB-7A-1**		**GPESB-7A-2**		**GPESB-7A-3**		**GPESB-7A-4**		**GPESB-8W-1**	
Lab Sample ID No:			**0711272-004**		**0711272-005**		**0711443-001**		**0711443-002**		**0711565-005**		**0711565-006**		**0711008-011**	
Depth (ft bgs):			**12.75 - 13.75**		**22.0 - 23.0**		**0.5 - 2.0**		**5.5 - 6.5**		**15.0 - 16.0**		**25.5 - 26.5**		**0.5 - 1.0**	
Sample Type:			**Soil**		**Soil**		**Soil**		**Soil**		**Soil**		**Soil**		**Soil**	
Sample Date:			**9/26/2007**		**9/26/2007**		**10/2/2007**		**10/2/2007**		**10/3/2007**		**10/3/2007**		**9/20/2007**	
Units:			**mg/kg**	**Q**	**mg/kg**	**Q**	**mg/kg**	**Q**	**mg/kg**	**Q**	**mg/kg**	**Q**	**mg/kg**	**Q**	**mg/kg**	**Q**
Arsenic	16	13	4.1		4.4		2.5		5		5		8.3		5.8	
Barium	400	350	54.6	J	153		31.5		51.8		152		156		39.1	
Cadmium	9.3	2.5	0.2	B	0.17	B	0.036	U	0.037	U	0.18	B	0.062	U	0.038	U
Chromium	1,500	30	25.2	J	31.4		31.4		19.5		11.8		29.9		15.3	
Lead	1,000	63	296		7.6		8.3		34.8		41.9		8.8		11.7	
Mercury	2.8	0.18	2.2		0.043	U	0.018	U	0.054		0.46		0.037	B	0.03	B
Selenium	1,500	3.9	0.56	B	0.99	B	0.27	U	0.28	U	0.38	U	0.46	U	0.28	U
Silver	1,500	2	0.31	BJ	0.27	B	0.091	B	0.16	B	0.25	B	0.28	B	0.13	B
Cyanide	27	27	1.3		1.3	U	0.55	U	0.58	U	**253**		0.95	U	0.59	U

NOTES:
U - Indicates a compound was analyzed for, but not detected. For results marked U, the numerical value is the compound MDL or PQL.
N - Indicates Matrix Spike Sample Recovery not met.
E - Indicates the reported value is estimated because of the presence of interference.
* - Indicates Duplicate analysis not within control limits.
B - Indicates reported value is less than the Contract Required Detection Limits but greater than the Instrument Detection Limit.
J - Indicates that the associated numerical value is an approximate (estimated) concentration.
D - Indicates Sample Was Diluted.
Q - Indicates laboratory qualifier.
R - Indicates that the result was rejected after verification
NA - Indicates that sample was not analyzed.
The Restricted Commercial Soil Cleanup Objective was taken from the most recent version of SubPart 375-6.
The Unrestricted Soil Cleanup Objective was taken from the most recent version of SubPart 375-6.
Shading indicates that the detected result value exceeds the Unrestricted Commercial Soil Cleanup Objective SubPart 375-6.
Shading and bolding indicates that the detected result value exceeds the Restricted Commercial and Unrestricted Soil Cleanup Objective SubPart 375-6.

APPENDIX F
TABLE 3 (cont.)
OFF-SITE AREA (89 WILLOW AVENUE)
SUPPLEMENTAL REMEDIAL INVESTIGATION
METALS AND CYANIDE IN SOIL

Sample Number:	**SubPart 375 Protection of Public Health Restricted Commercial SCO**	**SubPart 375 Protection of Public Health Unrestricted SCO**	**GPESB-8W-2**		**GPESB-8W-3**		**GPESB-8W-4**		**GPESB-8WA-1**		**GPESB-8WA-2**		**GPESB-8WA-3**		**GPESB-8WA-4**	
Lab Sample ID No:			**0711008-012**		**0711272-006**		**0711272-007**		**0711443-003**		**0711443-004**		**0711443-005**		**0711443-006**	
Depth (ft bgs):			**2.5 - 3.0**		**6.5 - 7.5**		**22.0 - 23.0**		**0.5 - 2.0**		**5.0 - 6.0**		**15.5 - 16.0**		**21.5 - 22.5**	
Sample Type:			**Soil**		**Soil**		**Soil**		**Soil**		**Soil**		**Soil**		**Soil**	
Sample Date:			**9/20/2007**		**9/26/2007**		**9/26/2007**		**10/2/2007**		**10/2/2007**		**10/2/2007**		**10/2/2007**	
Units:			**mg/kg**	**Q**	**mg/kg**	**Q**	**mg/kg**	**Q**	**mg/kg**	**Q**	**mg/kg**	**Q**	**mg/kg**	**Q**	**mg/kg**	**Q**
Arsenic	16	13	2.2		4.7		4.1		3.8		3.2		5.2		3.7	
Barium	400	350	39.3		45.5		168		69.5	J	36.7		97.4		238	
Cadmium	9.3	2.5	0.039	U	0.08	B	0.11	U	0.13	B	0.037	U	0.042	U	0.52	B
Chromium	1,500	30	21		19.7		27.4		24.5	J	25.8		67.7		30.5	
Lead	1,000	63	16.9		183		7.3		81.6		16.3		677		7.6	
Mercury	2.8	0.18	0.062		0.71		0.055	U	0.49		0.12		0.62		0.051	B
Selenium	1,500	3.9	0.29	U	0.58	B	0.79	U	0.37	BJ	0.28	U	0.31	U	0.69	B
Silver	1,500	2	0.051	B	0.24	B	0.31	B	0.24	BJ	0.12	B	0.26	B	0.2	B
Cyanide	27	27	0.61	U	9.3		1.6	U	**39.1**		0.58	U	13.1		1.2	U

NOTES:
U - Indicates a compound was analyzed for, but not detected. For results marked U, the numerical value is the compound MDL or PQL.
N - Indicates Matrix Spike Sample Recovery not met.
E - Indicates the reported value is estimated because of the presence of interference.
* - Indicates Duplicate analysis not within control limits.
B - Indicates reported value is less than the Contract Required Detection Limits but greater than the Instrument Detection Limit.
J - Indicates that the associated numerical value is an approximate (estimated) concentration.
D - Indicates Sample Was Diluted.
Q - Indicates laboratory qualifier.
R - Indicates that the result was rejected after verification
NA - Indicates that sample was not analyzed.
The Restricted Commercial Soil Cleanup Objective was taken from the most recent version of SubPart 375-6.
The Unrestricted Soil Cleanup Objective was taken from the most recent version of SubPart 375-6.
Shading indicates that the detected result value exceeds the Unrestricted Commercial Soil Cleanup Objective SubPart 375-6.
Shading and bolding indicates that the detected result value exceeds the Restricted Commercial and Unrestricted Soil Cleanup Objective SubPart 375-6.

APPENDIX F
TABLE 3 (cont.)
OFF-SITE AREA (89 WILLOW AVENUE)
SUPPLEMENTAL REMEDIAL INVESTIGATION
METALS AND CYANIDE IN SOIL

Sample Number:	**SubPart 375 Protection of Public Health Restricted Commercial SCO**	**SubPart 375 Protection of Public Health Unrestricted SCO**	**GPESB-10-1**		**GPESB-10-2**		**GPESB-10-3**		**GPESB-10-4**		**GPESB-10A-1**		**GPESB-10A-2**		**GPESB-10A-3**	
Lab Sample ID No:			**0711008-013**		**0711076-007**		**0711272-008**		**0711272-009**		**0711565-007**		**0711565-008**		**0711565-009**	
Depth (ft bgs):			**0 - 0.5**		**2.5 - 3.0**		**12.33 - 13.33**		**21.0 - 22.0**		**0.5 - 2.0**		**5.0 - 6.0**		**12.5 - 13.5**	
Sample Type:			**Soil**		**Soil**		**Soil**		**Soil**		**Soil**		**Soil**		**Soil**	
Sample Date:			**9/21/2007**		**9/24/2007**		**9/27/2007**		**9/27/2007**		**10/3/2007**		**10/3/2007**		**10/3/2007**	
Units:			**mg/kg**	**Q**	**mg/kg**	**Q**	**mg/kg**	**Q**	**mg/kg**	**Q**	**mg/kg**	**Q**	**mg/kg**	**Q**	**mg/kg**	**Q**
Arsenic	16	13	5.4		3.8		2.2		5.7		3.7		2.4		2.4	
Barium	400	350	44.3		39.1		57.4	J	208	J	39.9		28.1		45.8	
Cadmium	9.3	2.5	0.036	U	0.037	U	0.04	U	0.17	B	0.036	U	0.038	U	0.036	U
Chromium	1,500	30	26.3		25.3		34.3	J	37.2	J	21.1		10		42.2	
Lead	1,000	63	21.7		38.4		54.6		8.6		10.3		13.8		8.3	
Mercury	2.8	0.18	0.05		0.24		0.39		0.037	B	0.019	B	0.043		0.036	B
Selenium	1,500	3.9	1		0.28	U	0.29	U	0.89	B	0.27	U	0.28	U	0.27	U
Silver	1,500	2	0.073	B	0.15	B	0.13	BJ	0.34	BJ	0.12	B	0.055	B	0.13	B
Cyanide	27	27	9.7		0.58	U	0.61	U	1	U	0.56	U	0.58	U	0.56	U

NOTES:
U - Indicates a compound was analyzed for, but not detected. For results marked U, the numerical value is the compound MDL or PQL.
N - Indicates Matrix Spike Sample Recovery not met.
E - Indicates the reported value is estimated because of the presence of interference.
* - Indicates Duplicate analysis not within control limits.
B - Indicates reported value is less than the Contract Required Detection Limits but greater than the Instrument Detection Limit.
J - Indicates that the associated numerical value is an approximate (estimated) concentration.
D - Indicates Sample Was Diluted.
Q - Indicates laboratory qualifier.
R - Indicates that the result was rejected after verification
NA - Indicates that sample was not analyzed.
The Restricted Commercial Soil Cleanup Objective was taken from the most recent version of SubPart 375-6.
The Unrestricted Soil Cleanup Objective was taken from the most recent version of SubPart 375-6.
Shading indicates that the detected result value exceeds the Unrestricted Commercial Soil Cleanup Objective SubPart 375-6.
Shading and bolding indicates that the detected result value exceeds the Restricted Commercial and Unrestricted Soil Cleanup Objective SubPart 375-6.

APPENDIX F
TABLE 3 (cont.)
OFF-SITE AREA (89 WILLOW AVENUE)
SUPPLEMENTAL REMEDIAL INVESTIGATION
METALS AND CYANIDE IN SOIL

Sample Number:	**FB0924_S**		**FB092807**		**FB100407**	
Lab Sample ID No:	**0711076-008**		**0711326-003**		**0711565-010**	
Depth (ft bgs):	**--**		**--**		**--**	
Sample Type:	**Aqueous**		**Aqueous**		**Aqueous**	
Sample Date:	**9/24/2007**		**9/28/2007**		**10/4/2007**	
Units:	**ug/L**		**ug/L**		**µg/L**	
Arsenic	1.8	U	1.8	U	1.8	U
Barium	3.2	U	3.2	U	3.2	U
Cadmium	0.57	B	0.35	B	0.32	U
Chromium	0.59	B	0.57	U	0.57	U
Lead	1.4	U	1.4	U	1.4	U
Mercury	0.1	U	0.1	U	0.1	U
Selenium	2.4	U	2.4	U	2.4	U
Silver	0.41	U	0.53	B	0.59	B
Cyanide	10	U	10	U	10	U

NOTES:
U - Indicates a compound was analyzed for, but not detected. For results marked U, the numerical value is the compound MDL or PQL.
N - Indicates Matrix Spike Sample Recovery not met.
E - Indicates the reported value is estimated because of the presence of interference.
* - Indicates Duplicate analysis not within control limits.
B - Indicates reported value is less than the Contract Required Detection Limits but greater than the Instrument Detection Limit.
J - Indicates that the associated numerical value is an approximate (estimated) concentration.
D - Indicates Sample Was Diluted.
Q - Indicates laboratory qualifier.
R - Indicates that the result was rejected after verification
NA - Indicates that sample was not analyzed.
The Restricted Commercial Soil Cleanup Objective was taken from the most recent version of SubPart 375-6.
The Unrestricted Soil Cleanup Objective was taken from the most recent version of SubPart 375-6.
Shading indicates that the detected result value exceeds the Unrestricted Commercial Soil Cleanup Objective SubPart 375-6.
Shading and bolding indicates that the detected result value exceeds the Restricted Commercial and Unrestricted Soil Cleanup Objective SubPart 375-6.

APPENDIX F
TABLE 4
OFF SITE AREA (89 WILLOW AVENUE)
SUPPLEMENTAL REMEDIAL INVESTIGATION
PCBs IN SOIL

Sample Number:	**SubPart 375 Protection of Public Health Restricted Commercial SCO**	**SubPart 375 Protection of Public Health Unrestricted SCO**	**RW-08**		**RW-08**		**RW-08 (dup)**		**RW-08**		**RW-09**		**RW-09 (dup)**		**RW-09**	
Lab Sample ID No:			**CF-SB-45**		**CF-SB-45**		**CF-SB-45**		**CF-SB-45**		**CF-SB-46**		**CF-SB-46**		**CF-SB-46**	
Depth (ft bgs):			**13 - 15**		**19 - 21**		**19 - 21**		**37 -39**		**15 - 17**		**39 - 41**		**39 - 41**	
Sample Type:			**Soil**		**Soil**		**Soil**		**Soil**		**Soil**		**Soil**		**Soil**	
Sample Date:			**9/13/1999**		**9/13/1999**		**9/13/1999**		**9/13/1999**		**9/13/1999**		**9/13/1999**		**9/13/1999**	
Units:			**mg/kg**	**Q**	**mg/kg**	**Q**	**mg/kg**	**Q**	**mg/kg**	**Q**	**mg/kg**	**Q**	**mg/kg**	**Q**	**mg/kg**	**Q**
Aroclor-1016	--	--	NA		NA		NA		NA		NA		NA		NA	
Aroclor-1221	--	--	NA		NA		NA		NA		NA		NA		NA	
Aroclor-1232	--	--	NA		NA		NA		NA		NA		NA		NA	
Aroclor-1242	--	--	NA		NA		NA		NA		NA		NA		NA	
Aroclor-1248	--	--	NA		NA		NA		NA		NA		NA		NA	
Aroclor-1254	--	--	NA		NA		NA		NA		NA		NA		NA	
Aroclor-1260	--	--	NA		NA		NA		NA		NA		NA		NA	
TOTAL PCBs	1	0.1	NA		NA		NA		NA		NA		NA		NA	

U - Indicates a compound was analyzed for, but not detected. For results marked U, the numerical value is the compound MDL or PQL.
J - Indicates an estimated value.
E - Indicates concentration exceeds the calibrated range of the instrument. Concentrations in diluted sample are lower.
B - Indicates that the analyte was found in the blank as well as the sample. It indicates possible/probable blank contamination.
NA - Indicates that sample was not analyzed.
Q - Indicates laboratory qualifier.
The Restricted Commercial Soil Cleanup Objective was taken from the most recent version of SubPart 375-6.
-- No established standard
The Unrestricted Commercial Soil Cleanup Objective was taken from the most recent version of SubPart 375-6.

APPENDIX F
TABLE 4 (cont.)
OFF SITE AREA (89 WILLOW AVENUE)
SUPPLEMENTAL REMEDIAL INVESTIGATION
PCBs IN SOIL

Sample Number:	**SubPart 375 Protection of Public Health Restricted Commercial SCO**	**SubPart 375 Protection of Public Health Unrestricted SCO**	**GPESB-1W-1**		**GPESB-1W-2**		**GPESB-1W-3**		**GPESB-1W-4**		**GPESB-1W-5**		**GPESB-1W-6**	
Lab Sample ID No:			**0711008-001B**		**0711202-001B**		**0711202-002B**		**0711202-003B**		**0711390-001B**		**0711390-002B**	
Depth (ft bgs):			**0.5 - 1.0**		**1.5 - 2.0**		**4.5 - 5.0**		**4.5 - 5.0**		**17.0 - 17.5**		**31.0 - 32.0**	
Sample Type:			**Soil**		**Soil**		**Soil**		**Soil**		**Soil**		**Soil**	
Sample Date:			**9/21/2007**		**9/21/2007**		**9/21/2007**		**9/21/2007**		**10/1/2007**		**10/1/2007**	
Units:			**mg/kg**	**Q**	**mg/kg**	**Q**	**mg/kg**	**Q**	**mg/kg**	**Q**	**mg/kg**	**Q**	**mg/kg**	**Q**
Aroclor-1016	--	--	0.31	U	0.3	U	0.038	U	0.039	U	0.05	U	0.059	U
Aroclor-1221	--	--	0.62	U	0.61	U	0.077	U	0.079	U	0.1	U	0.12	U
Aroclor-1232	--	--	0.31	U	0.3	U	0.038	U	0.039	U	0.05	U	0.059	U
Aroclor-1242	--	--	0.31	U	0.3	U	0.038	U	0.039	U	0.05	U	0.059	U
Aroclor-1248	--	--	0.31	U	0.3	U	0.038	U	0.039	U	0.05	U	0.059	U
Aroclor-1254	--	--	0.31	U	0.3	U	0.038	U	0.039	U	0.05	U	0.059	U
Aroclor-1260	--	--	0.31	U	0.3	U	0.077	U	0.079	U	0.05	U	0.59	U
TOTAL PCB	1	0.1	ND		ND		ND		ND		ND		ND	

NOTES:
U - Indicates a compound was analyzed for, but not detected. For results marked U, the numerical value is the compound MDL or PQL.
J - Indicates an estimated value.
E - Indicates concentration exceeds the calibrated range of the instrument. Concentrations in diluted sample are lower.
B - Indicates that the analyte was found in the blank as well as the sample. It indicates possible/probable blank contamination.
NA - Indicates that sample was not analyzed.
Q - Indicates laboratory qualifier.
-- No established standard
The Restricted Commercial Soil Cleanup Objective was taken from the most recent version of SubPart 375-6.
The Unrestricted Commercial Soil Cleanup Objective was taken from the most recent version of SubPart 375-6.

APPENDIX F
TABLE 4 (cont.)
OFF SITE AREA (89 WILLOW AVENUE)
SUPPLEMENTAL REMEDIAL INVESTIGATION
PCBs IN SOIL

Sample Number:	**SubPart 375 Protection of Public Health Restricted Commercial SCO**	**SubPart 375 Protection of Public Health Unrestricted SCO**	**GPESB-1W-7**		**GPESB-1WA-1**		**GPESB-1WA-2**		**GPESB-1WA-3**		**GPESB-1WA-4**		**GPESB-2-1**	
Lab Sample ID No:			**0711390-003B**		**0711566-001B**		**0711566-002B**		**0711566-003B**		**0711566-004B**		**0711008-003B**	
Depth (ft bgs):			**35.0 - 36.0**		**0.5 - 2.0**		**5.5 - 6.5**		**22.25 - 23.25**		**25.0 - 26.0**		**0.5 - 1.0**	
Sample Type:			**Soil**		**Soil**		**Soil**		**Soil**		**Soil**		**Soil**	
Sample Date:			**10/1/2007**		**10/4/2007**		**10/4/2007**		**10/4/2007**		**10/4/2007**		**9/21/2007**	
Units:			**mg/kg**	**Q**	**mg/kg**	**Q**	**mg/kg**	**Q**	**mg/kg**	**Q**	**mg/kg**	**Q**	**mg/kg**	**Q**
Aroclor-1016	--	--	0.059	U	0.15	U	0.046	U	0.065	U	0.076	U	0.037	U
Aroclor-1221	--	--	0.12	U	0.3	U	0.093	U	0.13	U	0.15	U	0.074	U
Aroclor-1232	--	--	0.059	U	0.15	U	0.046	U	0.065	U	0.076	U	0.037	U
Aroclor-1242	--	--	0.059	U	0.15	U	0.046	U	0.065	U	0.076	U	0.037	U
Aroclor-1248	--	--	0.059	U	0.15	U	0.046	U	0.065	U	0.076	U	0.037	U
Aroclor-1254	--	--	0.059	U	0.15	U	0.046	U	0.065	U	0.076	U	0.037	U
Aroclor-1260	--	--	0.059	U	0.15	U	0.046	U	0.065	U	0.076	U	0.037	U
TOTAL PCB	1	0.1	ND		ND		ND		ND		ND		ND	

NOTES:
U - Indicates a compound was analyzed for, but not detected. For results marked U, the numerical value is the compound MDL or PQL.
J - Indicates an estimated value.
E - Indicates concentration exceeds the calibrated range of the instrument. Concentrations in diluted sample are lower.
B - Indicates that the analyte was found in the blank as well as the sample. It indicates possible/probable blank contamination.
NA - Indicates that sample was not analyzed.
Q - Indicates laboratory qualifier.
-- No established standard
The Restricted Commercial Soil Cleanup Objective was taken from the most recent version of SubPart 375-6.
The Unrestricted Commercial Soil Cleanup Objective was taken from the most recent version of SubPart 375-6.

APPENDIX F
TABLE 4 (cont.)
OFF SITE AREA (89 WILLOW AVENUE)
SUPPLEMENTAL REMEDIAL INVESTIGATION
PCBs IN SOIL

Sample Number:	**SubPart 375 Protection of Public Health Restricted Commercial SCO**	**SubPart 375 Protection of Public Health Unrestricted SCO**	**GPESB-2-2**		**GPESB-2-3**		**GPESB-3W-1**		**GPESB-3W-2**		**GPESB-3W-3**		**GPESB-4-1**	
Lab Sample ID No:			**0711076-001B**		**0711390-004B**		**0711008-004**		**0711076-002B**		**0711326-001B**		**0711008-005B**	
Depth (ft bgs):			**4.5 - 5.0**		**17.5 - 18.5**		**0.5 - 1.0**		**4.5 - 5.0**		**27.0 - 28.0**		**0.5 - 1.0**	
Sample Type:			**Soil**		**Soil**		**Soil**		**Soil**		**Soil**		**Soil**	
Sample Date:			**9/24/2007**		**10/1/2007**		**9/21/2007**		**9/24/2007**		**9/28/2007**		**9/21/2007**	
Units:			**mg/kg**	**Q**	**mg/kg**	**Q**	**mg/kg**	**Q**	**mg/kg**	**Q**	**mg/kg**	**Q**	**mg/kg**	**Q**
Aroclor-1016	--	--	0.038	U	0.038	U	0.037	U	0.038	U	0.077	U	0.038	U
Aroclor-1221	--	--	0.076	U	0.077	U	0.074	U	0.077	U	0.16	U	0.076	U
Aroclor-1232	--	--	0.038	U	0.038	U	0.037	U	0.038	U	0.077	U	0.038	U
Aroclor-1242	--	--	0.038	U	0.038	U	0.037	U	0.038	U	0.077	U	0.038	U
Aroclor-1248	--	--	0.038	U	0.038	U	0.037	U	0.038	U	0.077	U	0.038	U
Aroclor-1254	--	--	0.038	U	0.038	U	0.037	U	0.038	U	0.077	U	0.038	U
Aroclor-1260	--	--	0.038	U	0.038	U	0.037	U	0.038	U	0.077	U	0.038	U
TOTAL PCB	1	0.1	ND		ND		ND		ND		ND		ND	

NOTES:
U - Indicates a compound was analyzed for, but not detected. For results marked U, the numerical value is the compound MDL or PQL.
J - Indicates an estimated value.
E - Indicates concentration exceeds the calibrated range of the instrument. Concentrations in diluted sample are lower.
B - Indicates that the analyte was found in the blank as well as the sample. It indicates possible/probable blank contamination.
NA - Indicates that sample was not analyzed.
Q - Indicates laboratory qualifier.
-- No established standard
The Restricted Commercial Soil Cleanup Objective was taken from the most recent version of SubPart 375-6.
The Unrestricted Commercial Soil Cleanup Objective was taken from the most recent version of SubPart 375-6.

APPENDIX F
TABLE 4 (cont.)
OFF SITE AREA (89 WILLOW AVENUE)
SUPPLEMENTAL REMEDIAL INVESTIGATION
PCBs IN SOIL

Sample Number:	**SubPart 375 Protection of Public Health Restricted Commercial SCO**	**SubPart 375 Protection of Public Health Unrestricted SCO**	**GPESB-4-2**		**GPESB-4-3**		**GPESB-5W-1**		**GPESB-5W-2**		**GPESB-5W-3**		**GPESB-6W-1 (1)**	
Lab Sample ID No:			**0711076-003B**		**0711326-002B**		**0711008-006B**		**0711076-004B**		**0711272-001B**		**0711008-007B**	
Depth (ft bgs):			**4.0 - 4.5**		**25.5 - 27.5**		**0.5 - 1.0**		**4.0 - 4.5**		**11.5 - 12.5**		**0.5 - 1.0**	
Sample Type:			**Soil**		**Soil**		**Soil**		**Soil**		**Soil**		**Soil**	
Sample Date:			**9/24/2007**		**9/28/2007**		**9/21/2007**		**9/24/2007**		**9/27/2007**		**9/21/2007**	
Units:			**mg/kg**	**Q**	**mg/kg**	**Q**	**mg/kg**	**Q**	**mg/kg**	**Q**	**mg/kg**	**Q**	**mg/kg**	**Q**
Aroclor-1016	--	--	0.039	U	0.053	U	0.3	U	0.039	U	0.039	U	1.2	U
Aroclor-1221	--	--	0.078	U	0.11	U	0.61	U	0.079	U	0.078	U	2.4	U
Aroclor-1232	--	--	0.039	U	0.053	U	0.3	U	0.039	U	0.039	U	1.2	U
Aroclor-1242	--	--	0.039	U	0.053	U	0.3	U	0.039	U	0.039	U	1.2	U
Aroclor-1248	--	--	0.039	U	0.053	U	0.3	U	0.039	U	0.039	U	1.2	U
Aroclor-1254	--	--	0.039	U	0.053	U	0.3	U	0.039	U	0.039	U	1.2	U
Aroclor-1260	--	--	0.039	U	0.053	U	0.3	U	0.039	U	0.039	U	1.2	U
TOTAL PCB	1	0.1	ND		ND		ND		ND		ND		ND	

NOTES:
U - Indicates a compound was analyzed for, but not detected. For results marked U, the numerical value is the compound MDL or PQL.
J - Indicates an estimated value.
E - Indicates concentration exceeds the calibrated range of the instrument. Concentrations in diluted sample are lower.
B - Indicates that the analyte was found in the blank as well as the sample. It indicates possible/probable blank contamination.
NA - Indicates that sample was not analyzed.
Q - Indicates laboratory qualifier.
-- No established standard
The Restricted Commercial Soil Cleanup Objective was taken from the most recent version of SubPart 375-6.
The Unrestricted Commercial Soil Cleanup Objective was taken from the most recent version of SubPart 375-6.
(1) - Based on the results of the data validation, the PCB results for GPESB-6W-1 are considered not useable.

APPENDIX F
TABLE 4 (cont.)
OFF SITE AREA (89 WILLOW AVENUE)
SUPPLEMENTAL REMEDIAL INVESTIGATION
PCBs IN SOIL

Sample Number:	**SubPart 375 Protection of Public Health Restricted Commercial SCO**	**SubPart 375 Protection of Public Health Unrestricted SCO**	**GPESB-6W-2 (1)**		**GPESB-6W-3**		**GPESB-6W-4**		**GPESB-6W-5**		**GPESB-6WA-1**		**GPESB-6WA-2**	
Lab Sample ID No:			**0711076-005B**		**0711076-006B**		**0711272-002B**		**0711272-003B**		**0711565-001B**		**0711565-002B**	
Depth (ft bgs):			**1.5 - 2.0**		**2.5 - 3.0**		**12.0 - 13.0**		**21.0 - 22.0**		**0.5 - 2.0**		**5.5 - 6.5**	
Sample Type:			**Soil**		**Soil**		**Soil**		**Soil**		**Soil**		**Soil**	
Sample Date:			**9/24/2007**		**9/24/2007**		**9/27/2007**		**9/27/2007**		**10/3/2007**		**10/3/2007**	
Units:			**mg/kg**	**Q**	**mg/kg**	**Q**	**mg/kg**	**Q**	**mg/kg**	**Q**	**mg/kg**	**Q**	**mg/kg**	**Q**
Aroclor-1016	--	--	16	U	0.53	U	0.047	U	0.087	U	0.037	U	0.038	U
Aroclor-1221	--	--	33	U	1.1	U	0.095	U	0.18	U	0.075	U	0.077	U
Aroclor-1232	--	--	16	U	0.53	U	0.047	U	0.087	U	0.037	U	0.038	U
Aroclor-1242	--	--	16	U	0.53	U	0.047	U	0.087	U	0.037	U	0.038	U
Aroclor-1248	--	--	16	U	0.53	U	0.047	U	0.087	U	0.037	U	0.038	U
Aroclor-1254	--	--	16	U	0.53	U	0.047	U	0.087	U	0.037	U	0.038	U
Aroclor-1260	--	--	16	U	0.53	U	0.047	U	0.087	U	0.037	U	0.038	U
TOTAL PCB	1	0.1	ND		ND		ND		ND		ND		ND	

NOTES:
U - Indicates a compound was analyzed for, but not detected. For results marked U, the numerical value is the compound MDL or PQL.
J - Indicates an estimated value.
E - Indicates concentration exceeds the calibrated range of the instrument. Concentrations in diluted sample are lower.
B - Indicates that the analyte was found in the blank as well as the sample. It indicates possible/probable blank contamination.
NA - Indicates that sample was not analyzed.
Q - Indicates laboratory qualifier.
-- No established standard
The Restricted Commercial Soil Cleanup Objective was taken from the most recent version of SubPart 375-6.
The Unrestricted Commercial Soil Cleanup Objective was taken from the most recent version of SubPart 375-6.
(1) - Based on the results of the data validation, the PCB results for GPESB-6W-1 are considered not useable.

APPENDIX F
TABLE 4 (cont.)
OFF SITE AREA (89 WILLOW AVENUE)
SUPPLEMENTAL REMEDIAL INVESTIGATION
PCBs IN SOIL

Sample Number:	**SubPart 375 Protection of Public Health Restricted Commercial SCO**	**SubPart 375 Protection of Public Health Unrestricted SCO**	**GPESB-6WA-4**		**GPESB-7-1**		**GPESB-7-2**		**GPESB-7-3**		**GPESB-7-4**		**GPESB-7-5**	
Lab Sample ID No:			**0711565-004B**		**0711008-008B**		**0711008-009B**		**0711008-010B**		**0711272-004B**		**0711272-005B**	
Depth (ft bgs):			**24.0 - 25.0**		**0.5 - 1.0**		**2.0 - 2.5**		**3.5 - 4.0**		**12.75 - 13.75**		**22.0 - 23.0**	
Sample Type:			**Soil**		**Soil**		**Soil**		**Soil**		**Soil**		**Soil**	
Sample Date:			**10/3/2007**		**9/20/2007**		**9/20/2007**		**9/20/2007**		**9/26/2007**		**9/26/2007**	
Units:			**mg/kg**	**Q**	**mg/kg**	**Q**	**mg/kg**	**Q**	**mg/kg**	**Q**	**mg/kg**	**Q**	**mg/kg**	**Q**
Aroclor-1016	--	--	0.085	U	0.051	U	0.62	U	0.04	U	0.044	U	0.085	U
Aroclor-1221	--	--	0.17	U	0.1	U	1.2	U	0.082	U	0.089	U	0.17	U
Aroclor-1232	--	--	0.085	U	0.051	U	0.62	U	0.04	U	0.044	U	0.085	U
Aroclor-1242	--	--	0.085	U	0.051	U	0.62	U	0.04	U	0.044	U	0.085	U
Aroclor-1248	--	--	0.085	U	0.051	U	0.62	U	0.04	U	0.044	U	0.085	U
Aroclor-1254	--	--	0.085	U	0.051	U	0.62	U	0.04	U	0.044	U	0.085	U
Aroclor-1260	--	--	0.085	U	0.051	U	0.62	U	0.04	U	0.044	U	0.085	U
TOTAL PCB	1	0.1	ND		ND		ND		ND		ND		ND	

NOTES:
U - Indicates a compound was analyzed for, but not detected. For results marked U, the numerical value is the compound MDL or PQL.
J - Indicates an estimated value.
E - Indicates concentration exceeds the calibrated range of the instrument. Concentrations in diluted sample are lower.
B - Indicates that the analyte was found in the blank as well as the sample. It indicates possible/probable blank contamination.
NA - Indicates that sample was not analyzed.
Q - Indicates laboratory qualifier.
-- No established standard
The Restricted Commercial Soil Cleanup Objective was taken from the most recent version of SubPart 375-6.
The Unrestricted Commercial Soil Cleanup Objective was taken from the most recent version of SubPart 375-6.

APPENDIX F
TABLE 4 (cont.)
OFF SITE AREA (89 WILLOW AVENUE)
SUPPLEMENTAL REMEDIAL INVESTIGATION
PCBs IN SOIL

Sample Number:	**SubPart 375 Protection of Public Health Restricted Commercial SCO**	**SubPart 375 Protection of Public Health Unrestricted SCO**	**GPESB-7A-1**		**GPESB-7A-2**		**GPESB-7A-4**		**GPESB-8W-1**		**GPESB-8W-2**		**GPESB-8W-3**	
Lab Sample ID No:			**0711443-001B**		**0711443-002B**		**0711565-006B**		**0711008-011B**		**0711008-012B**		**0711272-006B**	
Depth (ft bgs):			**0.5 - 2.0**		**5.5 - 6.5**		**25.5 - 26.5**		**0.5 - 1.0**		**2.5 - 3.0**		**6.5 - 7.5**	
Sample Type:			**Soil**		**Soil**		**Soil**		**Soil**		**Soil**		**Soil**	
Sample Date:			**10/2/2007**		**10/2/2007**		**10/3/2007**		**9/20/2007**		**9/20/2007**		**9/26/2007**	
Units:			**mg/kg**	**Q**	**mg/kg**	**Q**	**mg/kg**	**Q**	**mg/kg**	**Q**	**mg/kg**	**Q**	**mg/kg**	**Q**
Aroclor-1016	--	--	0.037	U	0.038	U	0.063	U	0.039	U	0.04	U	0.043	U
Aroclor-1221	--	--	0.074	U	0.078	U	0.13	U	0.079	U	0.081	U	0.086	U
Aroclor-1232	--	--	0.037	U	0.038	U	0.063	U	0.039	U	0.04	U	0.043	U
Aroclor-1242	--	--	0.037	U	0.038	U	0.063	U	0.039	U	0.04	U	0.043	U
Aroclor-1248	--	--	0.037	U	0.038	U	0.063	U	0.039	U	0.04	U	0.043	U
Aroclor-1254	--	--	0.037	U	0.038	U	0.063	U	0.039	U	0.04	U	0.043	U
Aroclor-1260	--	--	0.037	U	0.038	U	0.063	U	0.039	U	0.04	U	0.043	U
TOTAL PCB	1	0.1	ND		ND		ND		ND		ND		ND	

NOTES:
U - Indicates a compound was analyzed for, but not detected. For results marked U, the numerical value is the compound MDL or PQL.
J - Indicates an estimated value.
E - Indicates concentration exceeds the calibrated range of the instrument. Concentrations in diluted sample are lower.
B - Indicates that the analyte was found in the blank as well as the sample. It indicates possible/probable blank contamination.
NA - Indicates that sample was not analyzed.
Q - Indicates laboratory qualifier.
-- No established standard
The Restricted Commercial Soil Cleanup Objective was taken from the most recent version of SubPart 375-6.
The Unrestricted Commercial Soil Cleanup Objective was taken from the most recent version of SubPart 375-6.

APPENDIX F
TABLE 4 (cont.)
OFF SITE AREA (89 WILLOW AVENUE)
SUPPLEMENTAL REMEDIAL INVESTIGATION
PCBs IN SOIL

Sample Number:	**SubPart 375 Protection of Public Health Restricted Commercial SCO**	**SubPart 375 Protection of Public Health Unrestricted SCO**	**GPESB-8W-4**		**GPESB-8WA-1**		**GPESB-8WA-2**		**GPESB-8WA-3**		**GPESB-8WA-4**		**GPESB-10-1**	
Lab Sample ID No:			**0711272-007B**		**0711443-003B**		**0711443-004B**		**0711443-005B**		**0711443-006B**		**0711008-013B**	
Depth (ft bgs):			**22.0 - 23.0**		**0.5 - 2.0**		**5.0 - 6.0**		**15.5 - 16.0**		**21.5 - 22.5**		**0 - 0.5**	
Sample Type:			**Soil**		**Soil**		**Soil**		**Soil**		**Soil**		**Soil**	
Sample Date:			**9/26/2007**		**10/2/2007**		**10/2/2007**		**10/2/2007**		**10/2/2007**		**9/21/2007**	
Units:			**mg/kg**	**Q**	**mg/kg**	**Q**	**mg/kg**	**Q**	**mg/kg**	**Q**	**mg/kg**	**Q**	**mg/kg**	**Q**
Aroclor-1016	--	--	0.11	U	0.04	U	0.038	U	0.042	U	0.078	U	0.037	U
Aroclor-1221	--	--	0.22	U	0.081	U	0.077	U	0.086	U	0.16	U	0.074	U
Aroclor-1232	--	--	0.11	U	0.04	U	0.038	U	0.042	U	0.078	U	0.037	U
Aroclor-1242	--	--	0.11	U	0.04	U	0.038	U	0.042	U	0.078	U	0.037	U
Aroclor-1248	--	--	0.11	U	0.04	U	0.038	U	0.042	U	0.078	U	0.037	U
Aroclor-1254	--	--	0.11	U	0.04	U	0.038	U	0.042	U	0.078	U	0.037	U
Aroclor-1260	--	--	0.11	U	0.04	U	0.038	U	0.042	U	0.078	U	0.037	U
TOTAL PCB	1	0.1	ND		ND		ND		ND		ND		ND	

NOTES:
U - Indicates a compound was analyzed for, but not detected. For results marked U, the numerical value is the compound MDL or PQL.
J - Indicates an estimated value.
E - Indicates concentration exceeds the calibrated range of the instrument. Concentrations in diluted sample are lower.
B - Indicates that the analyte was found in the blank as well as the sample. It indicates possible/probable blank contamination.
NA - Indicates that sample was not analyzed.
Q - Indicates laboratory qualifier.
-- No established standard
The Restricted Commercial Soil Cleanup Objective was taken from the most recent version of SubPart 375-6.
The Unrestricted Commercial Soil Cleanup Objective was taken from the most recent version of SubPart 375-6.

APPENDIX F
TABLE 4 (cont.)
OFF SITE AREA (89 WILLOW AVENUE)
SUPPLEMENTAL REMEDIAL INVESTIGATION
PCBs IN SOIL

Sample Number:	**SubPart 375 Protection of Public Health Restricted Commercial SCO**	**SubPart 375 Protection of Public Health Unrestricted SCO**	**GPESB-10-2**		**GPESB-10-3**		**GPESB-10-4**		**GPESB-10A-1**		**GPESB-10A-2**		**GPESB-10A-3**	
Lab Sample ID No:			**0711076-007B**		**0711272-008B**		**0711272-009B**		**0711565-007B**		**0711565-008B**		**0711565-009B**	
Depth (ft bgs):			**2.5 - 3.0**		**12.33 - 13.33**		**21.0 - 22.0**		**0.5 - 2.0**		**5.0 - 6.0**		**12.5 - 13.5**	
Sample Type:			**Soil**		**Soil**		**Soil**		**Soil**		**Soil**		**Soil**	
Sample Date:			**9/24/2007**		**9/27/2007**		**9/27/2007**		**10/3/2007**		**10/3/2007**		**10/3/2007**	
Units:			**mg/kg**	**Q**	**mg/kg**	**Q**	**mg/kg**	**Q**	**mg/kg**	**Q**	**mg/kg**	**Q**	**mg/kg**	**Q**
Aroclor-1016	--	--	0.038	U	0.04	U	0.067	U	0.037	U	0.038	U	0.037	U
Aroclor-1221	--	--	0.077	U	0.082	U	0.14	U	0.075	U	0.078	U	0.075	U
Aroclor-1232	--	--	0.038	U	0.04	U	0.067	U	0.037	U	0.038	U	0.037	U
Aroclor-1242	--	--	0.038	U	0.04	U	0.067	U	0.037	U	0.038	U	0.037	U
Aroclor-1248	--	--	0.038	U	0.04	U	0.067	U	0.037	U	0.038	U	0.037	U
Aroclor-1254	--	--	0.038	U	0.04	U	0.067	U	0.037	U	0.038	U	0.037	U
Aroclor-1260	--	--	0.038	U	0.04	U	0.067	U	0.037	U	0.038	U	0.037	U
TOTAL PCB	1	0.1	ND		ND		ND		ND		ND		ND	

NOTES:
U - Indicates a compound was analyzed for, but not detected. For results marked U, the numerical value is the compound MDL or PQL.
J - Indicates an estimated value.
E - Indicates concentration exceeds the calibrated range of the instrument. Concentrations in diluted sample are lower.
B - Indicates that the analyte was found in the blank as well as the sample. It indicates possible/probable blank contamination.
NA - Indicates that sample was not analyzed.
Q - Indicates laboratory qualifier.
-- No established standard
The Restricted Commercial Soil Cleanup Objective was taken from the most recent version of SubPart 375-6.
The Unrestricted Commercial Soil Cleanup Objective was taken from the most recent version of SubPart 375-6.

APPENDIX F
TABLE 4 (cont.)
OFF SITE AREA (89 WILLOW AVENUE)
SUPPLEMENTAL REMEDIAL INVESTIGATION
PCBs IN SOIL

Sample Number:	**FB0924_S**		**FB092807**		**FB100407**	
Lab Sample ID No:	**0711076-008B**		**0711326-003B**		**0711565-010B**	
Depth(ft):	**--**		**--**		**--**	
Sample Type:	**Aqueous**		**Aqueous**		**Aqueous**	
Sample Date:	**9/24/2007**		**9/28/2007**		**10/4/2007**	
Units:	**ug/L**	**Q**	**ug/L**	**Q**	**µg/L**	**Q**
Aroclor-1016	1.0	U	1.0	U	1.0	U
Aroclor-1221	2.0	U	2.0	U	2.0	U
Aroclor-1232	1.0	U	1.0	U	1.0	U
Aroclor-1242	1.0	U	1.0	U	1.0	U
Aroclor-1248	1.0	U	1.0	U	1.0	U
Aroclor-1254	1.0	U	1.0	U	1.0	U
Aroclor-1260	1.0	U	1.0	U	1.0	U
TOTAL PCB	ND		ND		ND	

NOTES:
U - Indicates a compound was analyzed for, but not detected. For results marked U, the numerical value is the compound MDL or PQL.
J - Indicates an estimated value.
E - Indicates concentration exceeds the calibrated range of the instrument. Concentrations in diluted sample are lower.
B - Indicates that the analyte was found in the blank as well as the sample. It indicates possible/probable blank contamination.
NA - Indicates that sample was not analyzed.
Q - Indicates laboratory qualifier.
-- No established standard
The Restricted Commercial Soil Cleanup Objective was taken from the most recent version of SubPart 375-6.

APPENDIX F
TABLE 5
OFF-SITE AREA (89 WILLOW AVE)
SUPPLEMENTAL REMEDIAL INVESTIGATION
VOLATILE ORGANIC COMPOUNDS IN GROUNDWATER

Sample Number:	**NYSDEC Ambient Water Quality Standards**	**RW -08**		**RW-09**		**GPEGW-1WS**		**GPEGW-1WI**		**GPEGW-3WS**		**GPEGW-3WD**		**GPEGW-5WS**		**GPEGW-5WI**	
Lab Sample ID No:		**CF-RW-08**		**CF-RW-09**		**0712002-001A**		**0711951-001A**		**0712002-003A**		**0712002-002A**		**0711951-002A**		**0711903-001A**	
Depth (ft bgs):						**3.5' - 8.5'**		**14' - 19'**		**3.5' - 8.5'**		**24' - 29'**		**3' - 8'**		**9' - 14'**	
Sample Type:		**Groundwater**		**Groundwater**		**Groundwater**		**Groundwater**		**Groundwater**		**Groundwater**		**Groundwater**		**Groundwater**	
Sample Date:		**10/5/1999**		**10/5/1999**		**10/17/2007**		**10/16/2007**		**10/17/2007**		**10/17/2007**		**10/16/2007**		**10/15/2007**	
Units:		**µg/L**	**Q**	**µg/L**	**Q**	**µg/L**	**Q**	**µg/L**	**Q**	**µg/L**	**Q**	**µg/L**	**Q**	**µg/L**	**Q**	**µg/L**	**Q**
Acetone	50	NA		NA		4	J	10	U	10	U	11		10	U	10	U
Chloroform	7	NA		NA		10	U	10	U	3	J	1	J	10	U	10	U
2-Butanone	50	NA		NA		10	U	10	U	10	U	4	J	10	U	10	U
Benzene	1	5	U	5	U	10	U	**2**	J	10	U	10	U	10	U	10	U
Carbon Disulfide	--	NA		NA		10	U	10	U	10	U	1	J	10	U	10	U
Tetrachloroethene	5	NA		NA		10	U	10	U	10	U	10	U	10	U	10	U
Toluene	5	5	U	5	U	10	U	10	U	10	U	10	U	10	U	10	U
Ethylbenzene	5	5	U	5	U	10	U	2	J	10	U	10	U	10	U	10	U
Styrene	5	NA		NA		10	U	10	U	10	U	10	U	10	U	10	U
Xylene (total)	5	5	U	5	U	10	U	3	J	10	U	10	U	10	U	10	U
Total VOCs		ND		ND		4		7		3		17		ND		ND	
Total BTEX		ND		ND		ND		7		ND		ND		ND		ND	
Total TICs		ND		ND		ND		66		ND		ND		ND		ND	

NOTES:
U - Indicates a compound was analyzed for, but not detected. For results marked U, the numerical value is the compound MDL or PQL.
J - Indicates an estimated value.
E - Indicates concentration exceeds the calibrated range of the instrument. Concentrations in diluted samples are lower.
D - Indicates sample was diluted.
B - Indicates that the analyte was found in the blank as well as the sample indicating possible/probable blank contamination.
Q - Indicates laboratory qualifier
-- No established standard
NA - Indicates that sample was not analyzed.
NYSDEC Ambient Water Quality Standards (AWQS) Taken From The Most Current Edition Of TOGS 1.1.1.

APPENDIX F
TABLE 5 (cont.)
OFF-SITE AREA (89 WILLOW AVE)
SUPPLEMENTAL REMEDIAL INVESTIGATION
VOLATILE ORGANIC COMPOUNDS IN GROUNDWATER

Sample Number:	**NYSDEC Ambient Water Quality Standards**	**GPEGW-6WS**		**GPEGW-6WI**		**GPESB-7WS****		**GPEGW-8WS**		**GPEGW-8WD**		**SB-8W-GW3**		**SB-8W-3**	
Lab Sample ID No:		**0712002-004A**		**0711903-002A**		**0711951-003A**		**0711903-003A**		**0712002-005A**		**0711010-001A**		**0711203-001A**	
Depth (ft bgs):		**2' -7'**		**9' - 14'**		**3' - 8'**		**2.5' - 7.5'**		**15.5 - 20.5**		**11' - 15'**		**12' - 17'**	
Sample Type:		**Groundwater**		**Groundwater**		**Groundwater**		**Groundwater**		**Groundwater**		**Groundwater**		**Groundwater**	
Sample Date:		**10/17/2007**		**10/15/2007**		**10/16/2007**		**10/15/2007**		**10/17/2007**		**9/21/2007**		**9/25/2007**	
Units:		**µg/L**	**Q**	**µg/L**	**Q**	**µg/L**	**Q**	**µg/L**	**Q**	**µg/L**	**Q**	**µg/L**	**Q**	**µg/L**	**Q**
Acetone	50	4	J	10	U	10	U	10	U	5	J	19		8	J
Chloroform	7	10	U	10	U	10	U	10	U	10	U	10	U	2	J
2-Butanone	50	10	U	10	U	10	U	10	U	10	U	22		**200**	D
Benzene	1	10	U	**19**		10	U	10	U	10	U	1	J	10	U
Carbon Disulfide	--	10	U	10	U	10	U	10	U	10	U	9	J	10	U
Tetrachloroethene	5	10	U	10	U	10	U	10	U	10	U	10	U	10	U
Toluene	5	10	U	**13**		10	U	10	U	10	U	2	J	10	U
Ethylbenzene	5	10	U	3	J	10	U	10	U	10	U	10	U	10	U
Styrene	5	10	U	10	U	10	U	10	U	10	U	10	U	10	U
Xylene (total)	5	10	U	**26**		10	U	10	U	10	U	5	J	10	U
Total VOCs		4		61		ND		ND		5		58		210	
Total BTEX		ND		61		ND		ND		ND		8		ND	
Total TICs		ND		35		ND		ND		ND		ND		24	

NOTES:
U - Indicates a compound was analyzed for, but not detected. For results marked U, the numerical value is the compound MDL or PQL.
J - Indicates an estimated value.
E - Indicates concentration exceeds the calibrated range of the instrument. Concentrations in diluted samples are lower.
D - Indicates sample was diluted.
B - Indicates that the analyte was found in the blank as well as the sample indicating possible/probable blank contamination.
Q - Indicates laboratory qualifier
-- No established standard
NA - Indicates that sample was not analyzed.
** = Collected blind duplicate sample for GPESB-5WS
NYSDEC Ambient Water Quality Standards (AWQS) Taken From The Most Current Edition Of TOGS 1.1.1.

APPENDIX F
TABLE 5 (cont.)
OFF-SITE AREA (89 WILLOW AVE)
SUPPLEMENTAL REMEDIAL INVESTIGATION
VOLATILE ORGANIC COMPOUNDS IN GROUNDWATER

Sample Number:	**TB 092107**		**TB 092507**		**TB101507**		**TB101607**		**FB101707**		**TB101707**	
Lab Sample ID No:	**0711010-002**		**0711203-002**		**0711903-004A**		**0711951-004A**		**0712002-006A**		**0712002-007A**	
Depth (ft bgs):	**--**		**--**		**--**		**--**		**--**		**--**	
Sample Type:	**Aqueous**		**Aqueous**		**Aqueous**		**Aqueous**		**Aqueous**		**Aqueous**	
Sample Date:	**9/21/2007**		**9/25/2007**		**10/15/2007**		**10/16/2007**		**10/17/2007**		**10/17/2007**	
Units:	**ug/L**	**Q**	**µg/L**	**Q**	**ug/L**	**Q**	**ug/L**	**Q**	**ug/L**	**Q**	**ug/L**	**Q**
Chloromethane	10	U	10	U	10	U	10	U	10	U	10	U
Bromomethane	10	U	10	U	10	U	10	U	10	U	10	U
Vinyl chloride	10	U	10	U	10	U	10	U	10	U	10	U
Chloroethane	10	U	10	U	10	U	10	U	10	U	10	U
Methylene chloride	10	U	10	U	10	U	10	U	10	U	10	U
Acetone	10	U	10	U	6	BJ	7	BJ	10	U	10	U
Carbon disulfide	10	U	10	U	10	U	10	U	10	U	10	U
1,1-Dichloroethene	10	U	10	U	10	U	10	U	10	U	10	U
1,1-Dichloroethane	10	U	10	U	10	U	10	U	10	U	10	U
1,2-Dichloroethene (total)	10	U	10	U	10	U	10	U	10	U	10	U
Chloroform	10	U	10	U	10	U	10	U	10	U	10	U
1,2-Dichloroethane	10	U	10	U	10	U	10	U	10	U	10	U
2-Butanone	10	U	3	J	10	U	10	U	10	U	10	U
1,1,1-Trichloroethane	10	U	10	U	10	U	10	U	10	U	10	U
Carbon tetrachloride	10	U	10	U	10	U	10	U	10	U	10	U
Bromodichloromethane	10	U	10	U	10	U	10	U	10	U	10	U
1,2-Dichloropropane	10	U	10	U	10	U	10	U	10	U	10	U
cis-1,3-Dichloropropene	10	U	10	U	10	U	10	U	10	U	10	U
Trichloroethene	10	U	10	U	10	U	10	U	10	U	10	U
Dibromochloromethane	10	U	10	U	10	U	10	U	10	U	10	U
1,1,2-Trichloroethane	10	U	10	U	10	U	10	U	10	U	10	U
Benzene	10	U	10	U	10	U	10	U	10	U	10	U
trans-1,3-Dichloropropene	10	U	10	U	10	U	10	U	10	U	10	U
Bromoform	10	U	10	U	10	U	10	U	10	U	10	U
4-Methyl-2-pentanone	10	U	10	U	10	U	10	U	10	U	10	U
2-Hexanone	10	U	10	U	10	U	10	U	10	U	10	U
Tetrachloroethene	10	U	10	U	10	U	10	U	10	U	10	U
1,1,2,2-Tetrachloroethane	10	U	10	U	10	U	10	U	10	U	10	U
Toluene	10	U	10	U	10	U	10	U	10	U	10	U
Chlorobenzene	10	U	10	U	10	U	10	U	10	U	10	U
Ethylbenzene	10	U	10	U	10	U	10	U	10	U	10	U
Styrene	10	U	10	U	10	U	10	U	10	U	10	U
Xylene (total)	10	U	10	U	10	U	10	U	10	U	10	U
Total VOCs	ND		3		6		7		ND		ND	
Total BTEX	ND		ND		ND		ND		ND		ND	
Total TICs	ND		ND		ND		ND		ND		ND	

NOTES:
U - Indicates a compound was analyzed for, but not detected. For results marked U, the numerical value is the compound MDL or PQL.
J - Indicates an estimated value.
E - Indicates concentration exceeds the calibrated range of the instrument. Concentrations in diluted samples are lower.
D - Indicates sample was diluted.
B - Indicates that the analyte was found in the blank as well as the sample indicating possible/probable blank contamination.
Q - Indicates laboratory qualifier
NA - Indicates that sample was not analyzed.
NYSDEC Ambient Water Quality Standards (AWQS) Taken From The Most Current Edition Of TOGS 1.1.1.

APPENDIX F
TABLE 6
OFF-SITE AREA (89 WILLOW AVE)
SUPPLEMENTAL REMEDIAL INVESTIGATION
SEMI-VOLATILE ORGANIC COMPOUNDS IN GROUNDWATER

Sample Number:	**NYSDEC Ambient Water Quality Standards**	**RW -08**		**RW-09**		**SB-8W-GW3**		**SB-8W-3**		**GPESB-1WS**		**GPESB-1WI**		**GPESB-3WS**		**GPESB-3WD**	
Lab Sample ID No:		**CF-RW-08**		**CF-RW-09**		**0711010-001**		**0711203-001**		**0712002-001**		**0711951-001**		**0712002-003**		**0712002-002**	
Depth (ft bgs):						**11' - 15'**		**12' - 17'**		**3.5' - 8.5'**		**14' - 19'**		**3.5' - 8.5'**		**24' - 29'**	
Sample Type:		**Groundwater**		**Groundwater**		**Groundwater**		**Groundwater**		**Groundwater**		**Groundwater**		**Groundwater**		**Groundwater**	
Sample Date:		**10/5/1999**		**10/5/1999**		**9/21/2007**		**9/25/2007**		**10/17/2007**		**10/16/2007**		**10/17/2007**		**10/17/2007**	
Units:		**µg/L**	**Q**	**µg/L**	**Q**	**µg/L**	**Q**	**µg/L**	**Q**	**µg/L**	**Q**	**µg/L**	**Q**	**µg/L**	**Q**	**µg/L**	**Q**
Naphthalene	10	10	U	10	U	7	J	10	U	NA		**29**		10	U	1	J
2-Methylnaphthalene	--	10	U	10	U	10	U	10	U	NA		4	J	10	U	10	U
Acenaphthylene	--	10	U	10	U	10	U	10	U	NA		10	U	10	U	10	U
Acenaphthene	20	10	U	10	U	6	J	1	J	NA		**34**		10	U	1	J
Dibenzofuran	--	10	U	10	U	1	J	10	U	NA		10	U	10	U	10	U
Fluorene	50	10	U	10	U	12		2	J	NA		12		10	U	10	U
Phenanthrene	50	10	U	0.4	J	10	U	10	U	NA		24		10	U	10	U
Anthracene	50	10	U	0.1	J	2	J	10	U	NA		4	J	10	U	10	U
Carbazole	--	10	U	10	U	4	J	10	U	NA		10	U	10	U	10	U
Di-n-butyl phthalate	50	NA		NA		2	J	10	U	NA		1	J	10	U	10	U
Fluoranthene	50	10	U	0.4	J	9	J	1	J	NA		3	J	10	U	10	U
Pyrene	50	10	U	0.4	J	6	J	10	U	NA		4	J	10	U	10	U
Benzo(a)anthracene	0.002	10	U	0.2	J	10	U	10	U	NA		10	U	10	U	10	U
Chrysene	0.002	10	U	0.3	J	10	U	10	U	NA		10	U	10	U	10	U
Benzo(b)fluoranthene	0.002	10	U	0.3	J	10	U	10	U	NA		10	U	10	U	10	U
Benzo(k)fluoranthene	0.002	10	UJ	0.3	J	10	U	10	U	NA		10	U	10	U	10	U
Benzo(a)pyrene	--	10	U	0.3	J	10	U	10	U	NA		10	U	10	U	10	U
Indeno(1,2,3-cd)pyrene	0.002	10	U	10	U	10	U	10	U	NA		10	U	10	U	10	U
Dibenzo(a,h)anthracene	--	NA		NA		10	U	10	U	NA		10	U	10	U	10	U
Benzo(g,h,i)perylene	--	10	U	0.2	J	10	U	10	U	NA		10	U	10	U	10	U
Total SVOCs	--	ND		2.9		49		4		NA		115		ND		2	
Total PAHs	--	ND		1.5		42		4		NA		114		ND		2	
Total CAPAHs	--	ND		1.4		ND		ND		NA		ND		ND		ND	
Total TICs	--	ND				138		112		NA		80		5		34	

NOTES:
U - Indicates a compound was analyzed for, but not detected. For results marked U, the numerical value is the compound MDL or PQL.
J - Indicates an estimated value.
E - Indicates concentration exceeds the calibrated range of the instrument. Concentrations in diluted samples are lower.
D - Indicates sample was diluted.
B - Indicates that the analyte was found in the blank as well as the sample indicating possible/probable blank contamination.
-- No established standard
Q - Indicates laboratory qualifier
NA - Indicates that sample was not analyzed.
NYSDEC Ambient Water Quality Standards (AWQS) Taken From The Most Current Edition Of TOGS 1.1.1.

APPENDIX F
TABLE 6 (cont.)
OFF-SITE AREA (89 WILLOW AVE)
SUPPLEMENTAL REMEDIAL INVESTIGATION
SEMI-VOLATILE ORGANIC COMPOUNDS IN GROUNDWATER

Sample Number:	**NYSDEC Ambient Water Quality Standards**	**GPESB-5WS**		**GPESB-5WI**		**GPESB-6WS**		**GPESB-6WI**		**GPESB-7WS****		**GPESB-8WS**		**GPESB-8WD**	
Lab Sample ID No:		**0711951-002B**		**0711903-001B**		**0712002-004B**		**0711903-002B**		**0711951-003B**		**0711903-003B**		**0712002-005B**	
Depth (ft bgs):		**3' - 8'**		**9' - 14'**		**2' -7'**		**9' - 14'**		**3' - 8'**		**2.5' - 7.5'**		**15.5 - 20.5**	
Sample Type:		**Groundwater**		**Groundwater**		**Groundwater**		**Groundwater**		**Groundwater**		**Groundwater**		**Groundwater**	
Sample Date:		**10/16/2007**		**10/15/2007**		**10/17/2007**		**10/15/2007**		**10/16/2007**		**10/15/2007**		**10/17/2007**	
Units:		**µg/L**	**Q**	**µg/L**	**Q**	**µg/L**	**Q**	**µg/L**	**Q**	**µg/L**	**Q**	**µg/L**	**Q**	**µg/L**	**Q**
Naphthalene	10	10	U	10	U	10	U	**250**	D	10	U	10	U	10	U
2-Methylnaphthalene	--	10	U	10	U	10	U	23		10	U	10	U	10	U
2-Methylphenol	--	10	U	10	U	10	U	40		10	U	10	U	10	U
4-Methylphenol	--	10	U	10	U	10	U	95	D	10	U	10	U	10	U
Acenaphthylene	--	10	U	10	U	10	U	10	U	10	U	10	U	10	U
Acenaphthene	20	10	U	10	U	10	U	6	J	10	U	10	U	10	U
Dibenzofuran	--	10	U	10	U	10	U	14		10	U	10	U	10	U
Fluorene	50	10	U	10	U	10	U	14		10	U	10	U	10	U
Phenanthrene	50	10	U	10	U	10	U	21		10	U	10	U	10	U
Phenol	--	10	U	10	U	10	U	40		10	U	10	U	10	U
Anthracene	50	10	U	10	U	10	U	3	J	10	U	10	U	10	U
Carbazole	--	10	U	10	U	10	U	32		10	U	10	U	10	U
Di-n-butyl phthalate	50	10	U	10	U	10	U	1	J	10	U	10	U	10	U
2,4- Dimethylphenol	--	10	U	10	U	10	U	56		10	U	10	U	10	U
Fluoranthene	50	10	U	10	U	10	U	4	J	10	U	10	U	10	U
Pyrene	50	10	U	10	U	10	U	3	J	10	U	10	U	10	U
Benzo(a)anthracene	0.002	10	U	10	U	10	U	10	U	10	U	10	U	10	U
Chrysene	0.002	10	U	10	U	10	U	10	U	10	U	10	U	10	U
Benzo(b)fluoranthene	0.002	10	U	10	U	10	U	10	U	10	U	10	U	10	U
Benzo(k)fluoranthene	0.002	10	U	10	U	10	U	10	U	10	U	10	U	10	U
Benzo(a)pyrene	0.002	10	U	10	U	10	U	10	U	10	U	10	U	10	U
Indeno(1,2,3-cd)pyrene	0.002	10	U	10	U	10	U	10	U	10	U	10	U	10	U
Dibenzo(a,h)anthracene	0.002	10	U	10	U	10	U	10	U	10	U	10	U	10	U
Benzo(g,h,i)perylene	0.002	10	U	10	U	10	U	10	U	10	U	10	U	10	U
Total SVOCs	--	ND		ND		ND		602		ND		ND		ND	
Total PAHs	--	ND		ND		ND		324		ND		ND		ND	
Total CAPAHs	--	ND		ND		ND		ND		ND		ND		ND	
Total TICs	--	10		7		11		211		8		11		4	

NOTES:
U - Indicates a compound was analyzed for, but not detected. For results marked U, the numerical value is the compound MDL or PQL.
-- No established standard
J - Indicates an estimated value.
E - Indicates concentration exceeds the calibrated range of the instrument. Concentrations in diluted samples are lower.
D - Indicates sample was diluted.
B - Indicates that the analyte was found in the blank as well as the sample indicating possible/probable blank contamination.
Q - Indicates laboratory qualifier
-- No established standard
NA - Indicates that sample was not analyzed.
** = Collected blind duplicate sample for GPESB-5WS
NYSDEC Ambient Water Quality Standards (AWQS) Taken From The Most Current Edition Of TOGS 1.1.1.

APPENDIX F
TABLE 6 (cont.)
OFF-SITE AREA (89 WILLOW AVE)
SUPPLEMENTALREMEDIAL INVESTIGATION
SEMI-VOLATILE ORGANIC COMPOUNDS IN GROUNDWATER

Sample Number:	**FB101707**	
Lab Sample ID No:	**0712002-006B**	
Depth (ft bgs):	**--**	
Sample Type:	**Aqueous**	
Sample Date:	**10/17/2007**	
Units:	**ug/L**	**Q**
Naphthalene	10	U
2-Methylnaphthalene	10	U
Acenaphthylene	10	U
Acenaphthene	10	U
Dibenzofuran	10	U
Fluorene	10	U
Phenanthrene	10	U
Anthracene	10	U
Carbazole	10	U
Fluoranthene	10	U
Pyrene	10	U
Benzo(a)anthracene	10	U
Chrysene	10	U
Benzo(b)fluoranthene	10	U
Benzo(k)fluoranthene	10	U
Benzo(a)pyrene	10	U
Indeno(1,2,3-cd)pyrene	10	U
Dibenzo(a,h)anthracene	10	U
Benzo(g,h,i)perylene	10	U
Total SVOCs	ND	
Total PAHs	ND	
Total CAPAHs	ND	
Total TICs	2	

NOTES:
U - Indicates a compound was analyzed for, but not detected. For results marked U, the numerical value is the compound MDL or PQL.
J - Indicates an estimated value.
E - Indicates concentration exceeds the calibrated range of the instrument. Concentrations in diluted samples are lower.
D - Indicates sample was diluted.
B - Indicates that the analyte was found in the blank as well as the sample indicating possible/probable blank contamination.
Q - Indicates laboratory qualifier
NA - Indicates that sample was not analyzed.
NYSDEC Ambient Water Quality Standards (AWQS) Taken From The Most Current Edition Of TOGS 1.1.1.

APPENDIX F
TABLE 7
OFF-SITE AREA (89 WILLOW AVENUE)
SUPPLEMENTAL REMEDIAL INVESTIGATION
METALS AND CYANIDE IN GROUNDWATER

Sample Number:	**NYSDEC Ambient Water Quality Standards**	**RW -08**		**RW-09**		**SB-8W-GW3**		**SB-8W-3**		**GPESB-1WS**		**GPESB-1WI**		**GPESB-3WS**		**GPESB-3WD**	
Lab Sample ID No.:		**CF-RW-08**		**CF-RW-09**		**0711010-001**		**0711203-001**		**0712002-001**		**0711951-001**		**0712002-003**		**0712002-002**	
Depth (ft bgs):						**11' - 15'**		**12' - 17'**		**3.5' - 8.5'**		**14' - 19'**		**3.5' - 8.5'**		**24' - 29'**	
Sample Type:		**Groundwater**		**Groundwater**		**Groundwater**		**Groundwater**		**Groundwater**		**Groundwater**		**Groundwater**		**Groundwater**	
Sample Date:		**10/5/1999**		**10/5/1999**		**9/21/2007**		**9/25/2007**		**10/17/2007**		**10/16/2007**		**10/17/2007**		**10/17/2007**	
Units:		**µg/L**	**Q**	**µg/L**	**Q**	**µg/L**	**Q**	**µg/L**	**Q**	**µg/L**	**Q**	**µg/L**	**Q**	**µg/L**	**Q**	**µg/L**	**Q**
Arsenic	25	14.8		5.4	B	9.1	B	3.9	B	NA		1.8	U	NA		9.3	B
Barium	1000	177	B	186	B	264		290		NA		288		NA		652	
Cadmium	5	NA		NA		1.2	B	0.57	B	NA		0.32	U	NA		0.71	B
Chromium	50	2	U	2	U	41.2		10.4		NA		15.3		NA		**150**	
Lead	25	**28.8**		**35.6**		**133**		**26.6**		NA		**27.3**		NA		**120**	
Mercury	0.7	NA		NA		0.61		0.1	U	NA		0.16	B	NA		0.50	
Selenium	10	**21.2**	J	**14.1**	J	2.4	U	2.4	U	NA		2.4	U	NA		2.5	B
Silver	50	1.2	U	1	U	1.5	B	1.1	B	NA		1.4	B	NA		0.60	B
Cyanide	200	10	UR	10	UR	**450**		10	U	**1200**	N	**5010**	N	**397**	N	12.7	N

NOTES:
U - Indicates a compound was analyzed for, but not detected. For results marked U, the numerical value is the compound MDL or PQL.
N - Indicates Matrix Spike Sample Recovery not met.
E - Indicates the reported value is estimated because of the presence of interference.
* - Indicates Duplicate analysis not within control limits.
B - Indicates reported value is less than the Contract Required Detection Limits but greater than the Instrument Detection Limit.
J - Indicates that the associated numerical value is an approximate (estimated) concentration.
D - Indicates sample was diluted.
Q - Indicates laboratory qualifier.
NA - Indicates that sample was not analyzed.
NYSDEC Ambient Water Quality Standards (AWQS) Taken From The Most Current Edition Of TOGS 1.1.1.

APPENDIX F
TABLE 7 (cont.)
OFF-SITE AREA (89 WILLOW AVENUE)
SUPPLEMENTAL REMEDIAL INVESTIGATION
METALS AND CYANIDE IN GROUNDWATER

Sample Number:	**NYSDEC Ambient Water Quality Standards**	**GPESB-5WS**		**GPESB-5WI**		**GPESB-6WS**		**GPESB-6WI**		**GPESB-7WS****		**GPESB-8WS**		**GPESB-8WD**	
Lab Sample ID No.		**0711951-002**		**0711903-001**		**0712002-004**		**0711903-002**		**0711951-003**		**0711903-003**		**0712002-005**	
Depth (ft bgs):		**3' - 8'**		**9' - 14'**		**2' -7'**		**9' - 14'**		**3' - 8'**		**2.5' - 7.5'**		**15.5 - 20.5**	
Sample Type:		**Groundwater**		**Groundwater**		**Groundwater**		**Groundwater**		**Groundwater**		**Groundwater**		**Groundwater**	
Sample Date:		**10/16/2007**		**10/15/2007**		**10/17/2007**		**10/15/2007**		**10/16/2007**		**10/15/2007**		**10/17/2007**	
Units:		**µg/L**	**Q**	**µg/L**	**Q**	**µg/L**	**Q**	**µg/L**	**Q**	**µg/L**	**Q**	**µg/L**	**Q**	**µg/L**	**Q**
Arsenic	25	1.8	U	1.8	U	NA		3.4	B	1.8	U	1.8	U	11	
Barium	1000	236		266		NA		264		233		199	B	**1140**	
Cadmium	5	0.32	U	0.55	B	NA		0.32	U	0.32	U	0.32	U	0.45	B
Chromium	50	0.78	B	2.6	B	NA		18.0		1.2	B	0.57	U	**281**	
Lead	25	1.4	U	6.8		NA		**31.9**		1.7	B	1.4	U	**261**	
Mercury	0.7	0.10	U	0.10	U	NA		0.10	U	0.10	U	0.10	U	**1.9**	
Selenium	10	2.4	U	2.4	U	NA		2.4	U	2.4	U	2.4	U	2.4	U
Silver	50	1.2	B	1.7	B	NA		0.98	B	0.99	B	0.47	B	1.1	B
Cyanide	200	**351**	N	165		10	U	64.4	N	**300**	N	27.0	N	10	U

NOTES:
U - Indicates a compound was analyzed for, but not detected. For results marked U, the numerical value is the compound MDL or PQL.
N - Indicates Matrix Spike Sample Recovery not met.
E - Indicates the reported value is estimated because of the presence of interference.
* - Indicates Duplicate analysis not within control limits.
B - Indicates reported value is less than the Contract Required Detection Limits but greater than the Instrument Detection Limit.
J - Indicates that the associated numerical value is an approximate (estimated) concentration.
D - Indicates Sample Was Diluted.
Q - Indicates laboratory qualifier.
NA - Indicates that sample was not analyzed.
** - Collected blind duplicate sample for GPESB-5WS.
NYSDEC Ambient Water Quality Standards (AWQS) Taken From The Most Current Edition Of TOGS 1.1.1.

APPENDIX F
TABLE 7 (cont.)
OFF-SITE AREA (89 WILLOW AVENUE)
SUPPLEMENTAL REMEDIAL INVESTIGATION
METALS AND CYANIDE IN GROUNDWATER

Sample Number:	**NYSDEC Ambient Water Quality Standards**	**FB101707**	
Lab Sample ID No.:		**0712002-006**	
Depth (ft bgs):		**--**	
Sample Type:		**Aqueous**	
Sample Date:		**10/17/2007**	
Units:		**ug/L**	**Q**
Arsenic	25	1.8	U
Barium	1000	3.2	U
Cadmium	5	0.32	U
Chromium	50	0.57	U
Lead	25	1.4	U
Mercury	0.7	0.1	U
Selenium	10	2.4	U
Silver	50	0.41	U
Cyanide	200	10	U

NOTES:
U - Indicates a compound was analyzed for, but not detected. For results marked U, the numerical value is the compound MDL or PQL.
N - Indicates Matrix Spike Sample Recovery not met.
E - Indicates the reported value is estimated because of the presence of interference.
* - Indicates Duplicate analysis not within control limits.
B - Indicates reported value is less than the Contract Required Detection Limits but greater than the Instrument Detection Limit.
J - Indicates that the associated numerical value is an approximate (estimated) concentration.
D - Indicates Sample Was Diluted.
Q - Indicates laboratory qualifier.
NA - Indicates that sample was not analyzed.
NYSDEC Ambient Water Quality Standards (AWQS) Taken From The Most Current Edition Of TOGS 1.1.1.

APPENDIX F
TABLE 8
OFF-SITE AREA (89 WILLOW AVENUE)
SUPPLEMENTAL REMEDIAL INVESTIGATION
PCBS IN GROUNDWATER

Sample Number:	**NYSDEC Ambient Water Quality Standards**	**RW -08**		**RW-09**		**SB-8W-GW3**		**SB-8W-3**		**GPESB-1WS**		**GPESB-1WI**		**GPESB-3WS**		**GPESB-3WD**	
Lab Sample ID No.:		**CF-RW-08**		**CF-RW-09**		**0711010-001B**		**0711203-001B**		**0712002-001**		**0711951-001B**		**0712002-003**		**0712002-002B**	
Depth (ft bgs):						**11' - 15'**		**12' - 17'**		**3.5' - 8.5'**		**14' - 19'**		**3.5' - 8.5'**		**24' - 29'**	
Sample Type:		**Groundwater**		**Groundwater**		**Groundwater**		**Groundwater**		**Groundwater**		**Groundwater**		**Groundwater**		**Groundwater**	
Sample Date:		**10/5/1999**		**10/5/1999**		**9/21/2007**		**9/25/2007**		**10/17/2007**		**10/16/2007**		**10/17/2007**		**10/17/2007**	
Units:		**µg/L**	**Q**	**µg/L**	**Q**	**µg/L**	**Q**	**µg/L**	**Q**	**µg/L**	**Q**	**µg/L**	**Q**	**µg/L**	**Q**	**µg/L**	**Q**
Aroclor-1016	--	NA		NA		1	U	1	U	NA		1	U	NA		1	U
Aroclor-1221	--	NA		NA		2	U	2	U	NA		2	U	NA		2	U
Aroclor-1232	--	NA		NA		1	U	1	U	NA		1	U	NA		1	U
Aroclor-1242	--	NA		NA		1	U	1	U	NA		1	U	NA		1	U
Aroclor-1248	--	NA		NA		1	U	1	U	NA		1	U	NA		1	U
Aroclor-1254	--	NA		NA		1	U	1	U	NA		1	U	NA		1	U
Aroclor-1260	--	NA		NA		1	U	1	U	NA		1	U	NA		1	U
Total PCBs	0.09	NA		NA		ND		ND		NA		ND		NA		ND	

NOTES:
U - Indicates a compound was analyzed for, but not detected. For results marked U, the numerical value is the compound MDL or PQL.
J - Indicates an estimated value.
E - Indicates concentration exceeds the calibrated range of the instrument. Concentrations in diluted samples are lower.
D - Indicates sample was diluted.
B - Indicates that the analyte was found in the blank as well as the sample indicating possible/probable blank contamination.
Q - Indicates laboratory qualifier.
-- No established standard.
NA - Indicates that sample was not analyzed.
NYSDEC Ambient Water Quality Standards (AWQS) Taken From The Most Current Edition Of TOGS 1.1.1.

APPENDIX F
TABLE 8 (cont.)
OFF-SITE AREA (89 WILLOW AVENUE)
SUPPLEMENTAL REMEDIAL INVESTIGATION
PCBS IN GROUNDWATER

Sample Number:	**NYSDEC Ambient Water Quality Standards**	**GPESB-5WS**		**GPESB-5WI**		**GPESB-6WS**		**GPESB-6WI**		**GPESB-7WS****		**GPESB-8WS**		**GPESB-8WD**	
Lab Sample ID No.:		**0711951-002B**		**0711903-001B**		**0712002-004B**		**0711903-002B**		**0711951-003**		**0711903-003**		**0712002-003**	
Depth (ft bgs):		**3' - 8'**		**9' - 14'**		**2' -7'**		**9' - 14'**		**3' - 8'**		**2.5' - 7.5'**		**15.5 - 20.5**	
Sample Type:		**Groundwater**		**Groundwater**		**Groundwater**		**Groundwater**		**Groundwater**		**Groundwater**		**Groundwater**	
Sample Date:		**10/16/2007**		**10/15/2007**		**10/17/2007**		**10/15/2007**		**10/16/2007**		**10/15/2007**		**10/17/2007**	
Units:		**µg/L**	**Q**	**µg/L**	**Q**	**µg/L**	**Q**	**µg/L**	**Q**	**µg/L**	**Q**	**µg/L**	**Q**	**µg/L**	**Q**
Aroclor-1016	--	1	U	1	U	NA		1	U	1	U	1	U	1	U
Aroclor-1221	--	2	U	2	U	NA		2	U	2	U	2	U	2	U
Aroclor-1232	--	1	U	1	U	NA		1	U	1	U	1	U	1	U
Aroclor-1242	--	1	U	1	U	NA		1	U	1	U	1	U	1	U
Aroclor-1248	--	1	U	1	U	NA		1	U	1	U	1	U	1	U
Aroclor-1254	--	1	U	1	U	NA		1	U	1	U	1	U	1	U
Aroclor-1260	--	1	U	1	U	NA		1	U	1	U	1	U	1	U
Total PCBs	0.09	ND		ND		NA		ND		ND		ND		ND	

NOTES:
U - Indicates a compound was analyzed for, but not detected. For results marked U, the numerical value is the compound MDL or PQL.
J - Indicates an estimated value.
E - Indicates concentration exceeds the calibrated range of the instrument. Concentrations in diluted samples are lower.
D - Indicates sample was diluted.
B - Indicates that the analyte was found in the blank as well as the sample indicating possible/probable blank contamination.
Q - Indicates laboratory qualifier.
-- No established standard.
NA - Indicates that sample was not analyzed.
** - Collected blind duplicate sample for GPESB-5WS.
NYSDEC Ambient Water Quality Standards (AWQS) Taken From The Most Current Edition Of TOGS 1.1.1.

APPENDIX F
TABLE 8 (cont.)
OFF-SITE AREA (89 WILLOW AVENUE)
SUPPLEMENTAL REMEDIAL INVESTIGATION
PCBS IN GROUNDWATER

Sample Number:	**NYSDEC Ambient Water Quality Standards**	**FB101707**	
Lab Sample ID No.:		**0712002-006B**	
Depth (ft):		**--**	
Sample Type:		**Aqueous**	
Sample Date:		**10/17/2007**	
Units:		**ug/L**	**Q**
Aroclor-1016	--	1	U
Aroclor-1221	--	2	U
Aroclor-1232	--	1	U
Aroclor-1242	--	1	U
Aroclor-1248	--	1	U
Aroclor-1254	--	1	U
Aroclor-1260	--	1	U
Total PCBs	0.09	ND	

NOTES:
U - Indicates a compound was analyzed for, but not detected. For results marked U, the numerical value is the compound MDL or PQL.
J - Indicates an estimated value.
E - Indicates concentration exceeds the calibrated range of the instrument. Concentrations in diluted samples are lower.
D - Indicates sample was diluted.
B - Indicates that the analyte was found in the blank as well as the sample indicating possible/probable blank contamination.
Q - Indicates laboratory qualifier.
-- No established standard.
NA - Indicates that sample was not analyzed.
NYSDEC Ambient Water Quality Standards (AWQS) Taken From The Most Current Edition Of TOGS 1.1.1.

APPENDIX F
TABLE 9
OFF-SITE AREA (89 WILLOW AVENUE)
SUPPLEMENTAL REMEDIAL INVESTIGATION
SUMMARY OF SURFACE SOIL (0-2 ft bgs)

Compound	Frequency of Detection	Minimum[1]	Maximum[1]	Average[2]	Part 375 Unrestricted SCO	Site COPC Exceeds Part 375 Unrestricted SCO?
Volatile Organic Compounds						
Methylene chloride	11/16	0.003	0.013	0.007	0.05	No
Acetone	1/16	0.029	0.029	0.007	0.05	No
Carbon disulfide	2/16	0.002	0.002	0.005	NA	No
Styrene	1/16	0.004	0.004	0.006	NA	No
Semivolatile Organic Compounds						
Naphthalene	***8/16***	***0.1***	***16***	***1.355***	***12***	***Yes***
2-Methylnaphthalene	8/16	0.094	6.3	0.594	NA	No
Acenaphthylene	10/16	0.078	1.8	0.2683125	100	No
Acenaphthene	2/16	0.098	0.42	0.201125	20	No
Dibenzofuran	3/16	0.075	0.75	0.2144375	7	No
Diethylphthalate	7/16	0.097	0.22	0.1679375	NA	No
Fluorene	2/16	0.092	0.95	0.233875	30	No
Phenanthrene	10/16	0.098	14	1.1905	100	No
Anthracene	5/16	0.075	0.53	0.2065625	100	No
Carbazole	1/16	0.25	0.25	0.1965625	NA	No
Fluoranthene	12/16	0.12	6.3	0.9525	100	No
Pyrene	12/16	0.13	12	1.331875	100	No
Benzo(a)anthracene	***11/16***	***0.14***	***4.5***	***0.6334375***	***1***	***Yes***
Chrysene	***11/16***	***0.2***	***6***	***0.8059375***	***1***	***Yes***
Bis(2-ethylhexyl)phthalate	1/16	0.32	0.32	0.2015625	NA	No
Di-n-octyl phthalate	1/16	0.097	0.097	0.18825	NA	No
Benzo(b)fluoranthene	11/16	0.13	4.8	0.7259375	***1***	***Yes***
Benzo(k)fluoranthene	10/16	0.11	3.1	0.4209375	***0.8***	***Yes***
Benzo(a)pyrene	9/16	0.089	2.6	0.498	***1***	***Yes***
Indeno(1,2,3-cd)pyrene	7/16	0.079	0.91	0.2475625	***0.5***	***Yes***
Dibenzo(a,h)anthracene	2/16	0.26	0.29	0.2028125	0.33	No
Benzo(g,h,i)perylene	7/16	0.088	0.87	0.2314375	100	No
Metals						
Arsenic	***15/15***	***2.5***	***15.2***	***6.613***	***13***	***Yes***
Barium	***15/15***	***31.5***	***140***	***70.493***	***350***	***No***
Cadmium	3/15	0.042	0.13	0.031	2.5	No
Chromium	***15/15***	***10.6***	***57.8***	***33.433***	***30***	***Yes***
Lead	***15/15***	***8.3***	***515***	***124.173***	***63***	***Yes***
Mercury	***12/15***	***0.019***	***7.2***	***0.859***	***0.18***	***Yes***
Selenium	***8/15***	***0.33***	***4.2***	***0.950***	***3.9***	***Yes***
Silver	15/15	0.073	0.5	0.223	2	No
Other Organic Compounds						
Cyanide, Total	***11/15***	***1.8***	***299***	***39.767***	***27***	***Yes***

Notes:
1 Minimum/maximum of detected concentrations.
2 Calculated using one-half the detection limit for results reported as non-detect.
3 NYSDEC Remedial Soil Cleanup Objectives (unrestricted use) Subpart 375-6.
Bold italicized text indicates that compound was identified as a chemical of potential concern (COPC) following the criteria set forth in the QHHEA.
Results for analytes that were qualified as rejected by validators were removed from the summary.
Units are in milligrams per liter (mg/L) or parts per million (ppm).
NA = not applicable.

APPENDIX F
TABLE 10
OFF-SITE AREA (89 WILLOW AVENUE)
SUPPLEMENTAL REMEDIAL INVESTIGATION
SUMMARY OF SUBSURFACE SOIL (2-16 ft bgs)

Compound	Frequency of Detection	Minimum[1]	Maximum[1]	Average[2]	Part 375 Unrestricted SCO	Site COPC Exceeds Part 375 Unrestricted SCO?
Volatile Organic Compounds						
Methylene chloride	22/25	0.002	0.015	0.006	0.05	No
Acetone	***10/25***	***0.017***	***0.17***	***0.037***	***0.05***	***Yes***
Carbon disulfide	5/25	0.001	0.005	0.006	NA	No
2-Butanone	8/25	0.008	0.045	0.013	0.12	No
Toluene	1/27	0.004	0.004	0.006	0.7	No
Ethylbenzene	3/27	0.003	0.016	0.006	1	No
Styrene	1/25	0.029	0.029	0.007	NA	No
Xylene (total)	4/27	0.006	0.043	0.007	0.26	No
Semivolatile Organic Compounds						
Naphthalene	***11/25***	***0.018***	***370***	***17.685***	***12***	***Yes***
2-Methylnaphthalene	9/25	0.022	110	4.886	NA	No
2-Methylphenol	1/23	0.15	0.15	5.228	0.33	No
4-Methylphenol	***2/25***	***0.078***	***0.49***	***4.834***	***0.33***	***Yes***
Acenaphthylene	7/25	0.027	1.2	4.840	100	No
Acenaphthene	7/25	0.044	14	5.567	20	No
Dibenzofuran	***6/25***	***0.012***	***150***	***6.608***	***7***	***Yes***
Diethylphthalate	9/23	0.12	0.22	5.296	NA	No
Fluorene	***7/25***	***0.096***	***160***	***7.257***	***30***	***Yes***
Phenanthrene	***12/25***	***0.11***	***790***	***33.235***	***100***	***Yes***
Anthracene	***10/25***	***0.026***	***240***	***10.022***	***100***	***Yes***
Carbazole	8/25	0.009	98	4.859	NA	No
Fluoranthene	***14/25***	***0.082***	***520***	***21.918***	***100***	***Yes***
Pyrene	***15/25***	***0.079***	***420***	***17.869***	***100***	***Yes***
Benzo(a)anthracene	***12/25***	***0.087***	***190***	***8.153***	***1***	***Yes***
Chrysene	***12/25***	***0.1***	***130***	***5.777***	***1***	***Yes***
Benzo(b)fluoranthene	***10/25***	***0.11***	***94***	***4.280***	***1***	***Yes***
Benzo(k)fluoranthene	***7/25***	***0.15***	***70***	***3.195***	***0.8***	***Yes***
Benzo(a)pyrene	***9/25***	***0.12***	***120***	***5.339***	***1***	***Yes***
Indeno(1,2,3-cd)pyrene	***7/25***	***0.083***	***56***	***2.534***	***0.5***	***Yes***
Dibenzo(a,h)anthracene	***3/25***	***0.033***	***0.47***	***4.829***	***0.33***	***Yes***
Benzo(g,h,i)perylene	7/25	0.098	66	2.922	100	No
Metals						
Arsenic	29/29	2.2	9.8	4.172	13	No
Barium	***29/29***	***28.1***	***449***	***77.059***	***350***	***Yes***
Cadmium	7/29	0.052	0.44	0.064	2.5	No
Chromium	***29/29***	***6.3***	***247***	***35.179***	***30***	***Yes***
Lead	***29/29***	***6.9***	***677***	***94.624***	***63***	***Yes***
Mercury	***25/29***	***0.03***	***2.2***	***0.319***	***0.18***	***Yes***
Selenium	7/29	0.33	3.8	0.411	3.9	No
Silver	27/29	0.051	0.48	0.157	2	No
Other Organic Compounds						
Cyanide, Total	***11/27***	***1.3***	***253***	***38.817***	***27***	***Yes***

Notes:
1 Minimum/maximum of detected concentrations.
2 Calculated using one-half the detection limit for results reported as non-detect.
3 NYSDEC Remedial Soil Cleanup Objectives (unrestricted use) Subpart 375-6.
Bold italicized text indicates that compound was identified as a chemical of potential concern (COPC) following the criteria set forth in the QHHEA.
Results for analytes that were qualified as rejected by validators were removed from the summary.
Units are in milligrams per liter (mg/L) or parts per million (ppm).
NA = not applicable.

APPENDIX F
TABLE 11
OFF-SITE AREA (89 WILLOW AVENUE)
SUPPLEMENTAL REMEDIAL INVESTIGATION
SUMMARY OF SHALLOW GROUNDWATER

Compound	Frequency of Detect[1]	Minimum[2]	Maximum[2]	Average[3]	TOGS 1.1.1 [4]	Site Chemical Exceeds TOGS 1.1.1 [4]?
Volatile Organic Compounds						
Acetone	2/6	0.004	0.004	0.0040	NA	No
Chloroform	1/6	0.001	0.003	0.0043	0.007	No
2-Butanone	0/6	0	0	0.0050	NA	No
Benzene	0/6	0	0	0.0050	0.001	No
Carbon Disulfide	0/6	0	0	0.0050	NA	No
Toluene	0/6	0	0	0.0050	0.005	No
Ethylbenzene	0/6	0	0	0.0050	0.005	No
Xylene (total)	0/6	0	0	0.0050	0.005	No
Semivolatile Organic Compounds						
Naphthalene	0/5	0	0	0.0050	0.01	No
2-Methylnaphthalene	0/5	0	0	0.0050	NA	No
2-Methylphenol	0/4	0	0	0.0050	NA	No
4-Methylphenol	0/4	0	0	0.0050	NA	No
Acenaphthene	0/5	0	0	0.0050	NA	No
Dibenzofuran	0/5	0	0	0.0050	NA	No
Fluorene	0/5	0	0	0.0050	NA	No
Phenanthrene	0/5	0	0	0.0050	NA	No
Phenol	0/4	0	0	0.0050	NA	No
Anthracene	0/5	0	0	0.0050	0.05	No
Carbazole	0/5	0	0	0.0050	NA	No
Di-n-butyl phthalate	0/5	0	0	0.0050	NA	No
2,4- Dimethylphenol	0/4	0	0	0.0050	0.002	No
Fluoranthene	0/5	0	0	0.0050	0.05	No
Pyrene	0/5	0	0	0.0050	0.05	No
Benzo(a)anthracene	0/5	0	0	0.0050	0.000002	*No*
Chrysene	0/5	0	0	0.0050	0.000002	*No*
Benzo(b)fluoranthene	0/5	0	0	0.0050	0.000002	*No*
Benzo(k)fluoranthene	0/5	0	0	0.0050	0.000002	*No*
Benzo(a)pyrene	0/5	0	0	0.0050	NA	No
Benzo(g,h,i)perylene	0/5	0	0	0.0050	NA	No
Metals						
Arsenic	0/3	0.000	0.000	0.0090	0.05	No
Barium	3/3	0.199	0.236	0.2062	2	No
Cadmium	0/3	0.0000	0.000	0.0004	0.01	No
Chromium	2/3	0.0008	0.0012	0.0075	0.1	No
Lead	1/3	0.0017	0.0017	0.0135	0.05	No
Mercury	0/3	0.0000	0.000	0.0005	0.0014	No
Selenium	*0/3*	*0*	*0.000*	*0.0012*	*0.02*	*No*
Silver	3/3	0.0005	0.001	0.0008	0.1	No
Cyanide, Total	*5/8*	*0.027*	*1.200*	*0.2860*	*0.4*	*Yes*

Notes:
1 Wells RW-08 and RW-09 were not included in shallow groundwater summary statistics because the screens extended below five feet
2 Minimum/maximum of detected concentrations.
3 Calculated using one half the detection limit for results reported as non-detect.
4 NYSDEC Ambient Water Quality Standards, Criteria, Guidance Values and Groundwater Effluent Limitations, (TOGS 1.1.1) June 1998.
Values presented are for Class GA groundwater.
Bold italicized text indicates that compound was identified as a chemical of potential concern (COPC) following the criteria set forth in the QHHEA.
Results for analytes that were qualified as rejected by validators were removed from the summary.
Units are in milligrams per liter (mg/L) or parts per million (ppm).
NA = not applicable.

APPENDIX F
TABLE 12
OFF-SITE AREA (89 WILLOW AVENUE)
SUPPLEMENTAL REMEDIAL INVESTIGATION
SUMMARY OF DEEP GROUNDWATER

Compound	Frequency of Detect[1]	Minimum[2]	Maximum[2]	Average[3]	TOGS 1.1.1 [4]	Site Chemical Exceeds TOGS 1.1.1 [4] ?
Volatile Organic Compounds						
Acetone	4/7	0.005	0.019	0.0083	NA	No
Chloroform	2/7	0.001	0.002	0.0056	0.007	No
2-Butanone	3/7	0.004	0.2	0.9040	NA	No
Benzene	*3/9*	*0.001*	*0.019*	*0.0058*	*0.001*	*Yes*
Carbon Disulfide	2/7	0.001	0.009	0.0050	NA	No
Toluene	*2/9*	*0.002*	*0.013*	*0.0050*	*0.005*	*Yes*
Ethylbenzene	2/9	0.002	0.003	0.0043	0.005	No
Xylene (total)	*3/9*	*0.003*	*0.026*	*0.0059*	*0.005*	*Yes*
Semivolatile Organic Compounds						
Naphthalene	*4/9*	*0.001*	*0.25*	*0.0347*	*0.01*	*Yes*
2-Methylnaphthalene	2/9	0.004	0.023	0.0070	NA	No
2-Methylphenol	1/3	0.04	0.04	0.0100	NA	No
4-Methylphenol	1/3	0.095	0.095	0.0179	NA	No
Acenaphthene	5/9	0.001	0.034	0.0070	NA	No
Dibenzofuran	2/9	0.001	0.014	0.0054	NA	No
Fluorene	4/9	0.002	0.014	0.0070	NA	No
Phenanthrene	3/9	0.0004	0.024	0.0089	NA	No
Phenol	1/3	0.04	0.04	0.0170	NA	No
Anthracene	4/9	0.0001	0.004	0.0010	0.05	No
Carbazole	2/9	0.004	0.032	0.0078	NA	No
Di-n-butyl phthalate	3/7	0.001	0.002	0.0035	NA	No
2,4- Dimethylphenol	*1/3*	*0.056*	*0.056*	*0.0220*	*0.002*	*Yes*
Fluoranthene	5/9	0.0004	0.009	0.0045	0.05	No
Pyrene	4/9	0.0004	0.006	0.0045	0.05	No
Benzo(a)anthracene	*1/9*	*0.0002*	*0.0002*	*0.0047*	*0.000002*	*Yes*
Chrysene	*1/9*	*0.0003*	*0.0003*	*0.0047*	*0.000002*	*Yes*
Benzo(b)fluoranthene	*1/9*	*0.0003*	*0.0003*	*0.0047*	*0.000002*	*Yes*
Benzo(k)fluoranthene	*1/9*	*0.0003*	*0.0003*	*0.0047*	*0.000002*	*Yes*
Benzo(a)pyrene	1/9	0.0003	0.0003	0.0047	NA	No
Benzo(g,h,i)perylene	1/9	0.0002	0.0002	0.0047	NA	No
Metals						
Arsenic	7/9	0.003	0.015	0.0070	0.05	No
Barium	9/9	0.177	1.14	0.4000	2	No
Cadmium	5/7	0.0005	0.001	0.0004	0.01	No
Chromium	*7/9*	*0.0026*	*0.281*	*0.0578*	*0.1*	*Yes*
Lead	*9/9*	*0.0068*	*0.261*	*0.0746*	*0.05*	*Yes*
Mercury	*4/7*	*0.0002*	*0.002*	*0.0003*	*0.0014*	*Yes*
Selenium	*3/9*	*0.0025*	*0.021*	*0.0042*	*0.02*	*Yes*
Silver	7/9	0.0006	0.002	0.0010	0.1	No
Other Organic Compounds						
Cyanide, Total	*5/9*	*0.013*	*5.01*	*0.6358*	*0.4*	*Yes*

Notes:
1 Wells RW-08 and RW-09 are included in the deep groundwater summary statistics because the screen inveravals were set below 5 feet
2 Minimum/maximum of detected concentrations.
3 Calculated using one half the detection limit for results reported as non-detect
4 NYSDEC Ambient Water Quality Standards, Criteria, Guidance Values and Groundwater Effluent Limitations, (TOGS 1.1.1) June 1998
Values presented are for Class GA groundwater.
Bold italicized text indicates that compound was identified as a chemical of potential concern (COPC) following the criteria set forth in the QHHEA
Results for analytes that were qualified as rejected by validators were removed from the summary
Units are in milligrams per liter (mg/L) or parts per million (ppm).
NA = not applicable.

Figures

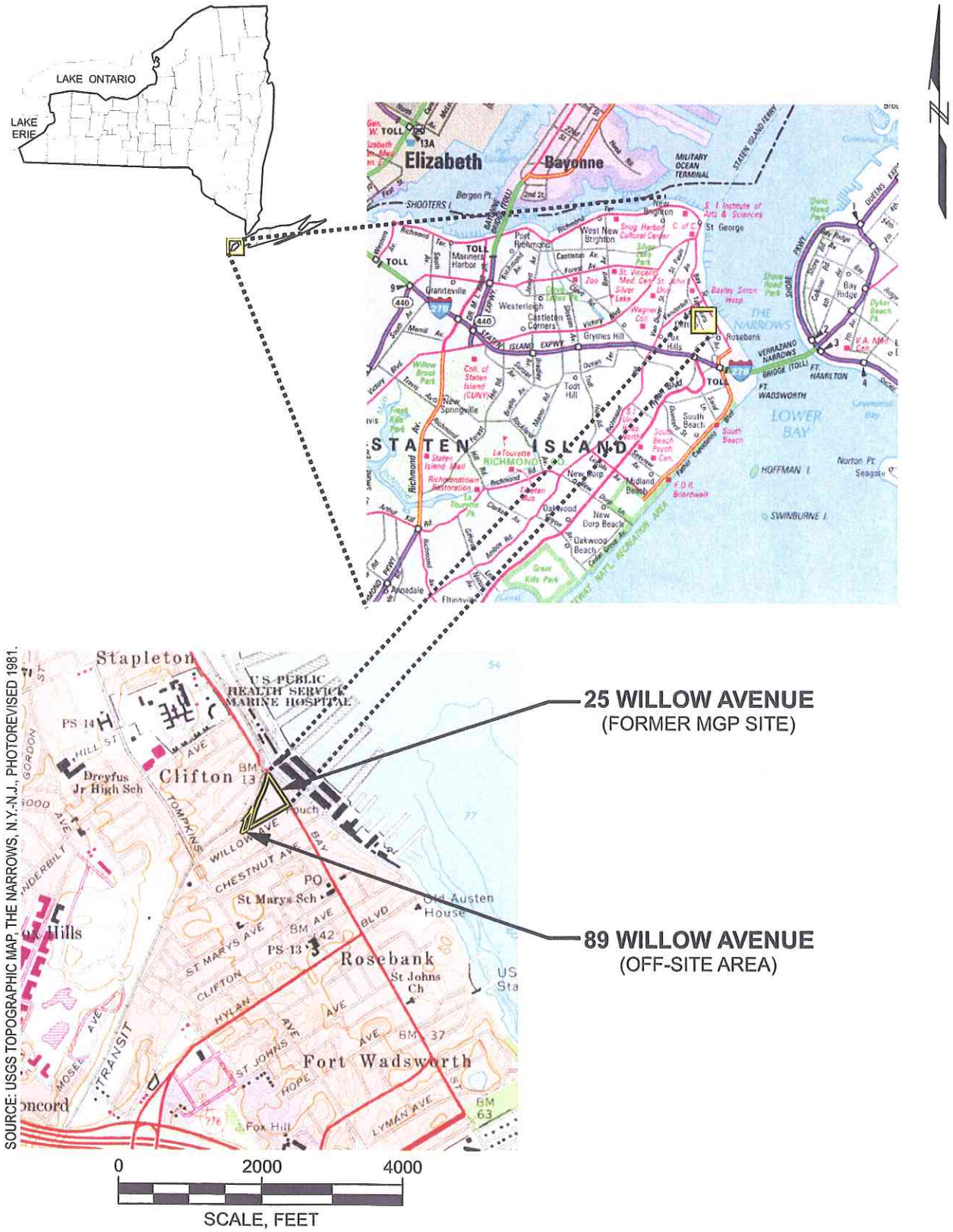

SOURCE: USGS TOPOGRAPHIC MAP, THE NARROWS, N.Y.-N.J., PHOTOREVISED 1981.

QUALITATIVE HUMAN HEALTH EXPOSURE ASSESSMENT
CLIFTON FORM MGP SITE - OPERABLE UNIT 2
89 WILLOW AVENUE (OFF-SITE AREA)
STATEN ISLAND, NEW YORK

KEYSPAN CORPORATION
BROOKLYN, NEW YORK

GEI Consultants

SITE LOCATION MAP

Project 061140-1-1009 | February 2008 | Figure 1

KEYSPAN\CLIFTON\061140\1009\HUMAN HEALTH\CLIFTON LOCATION MAP.CDR

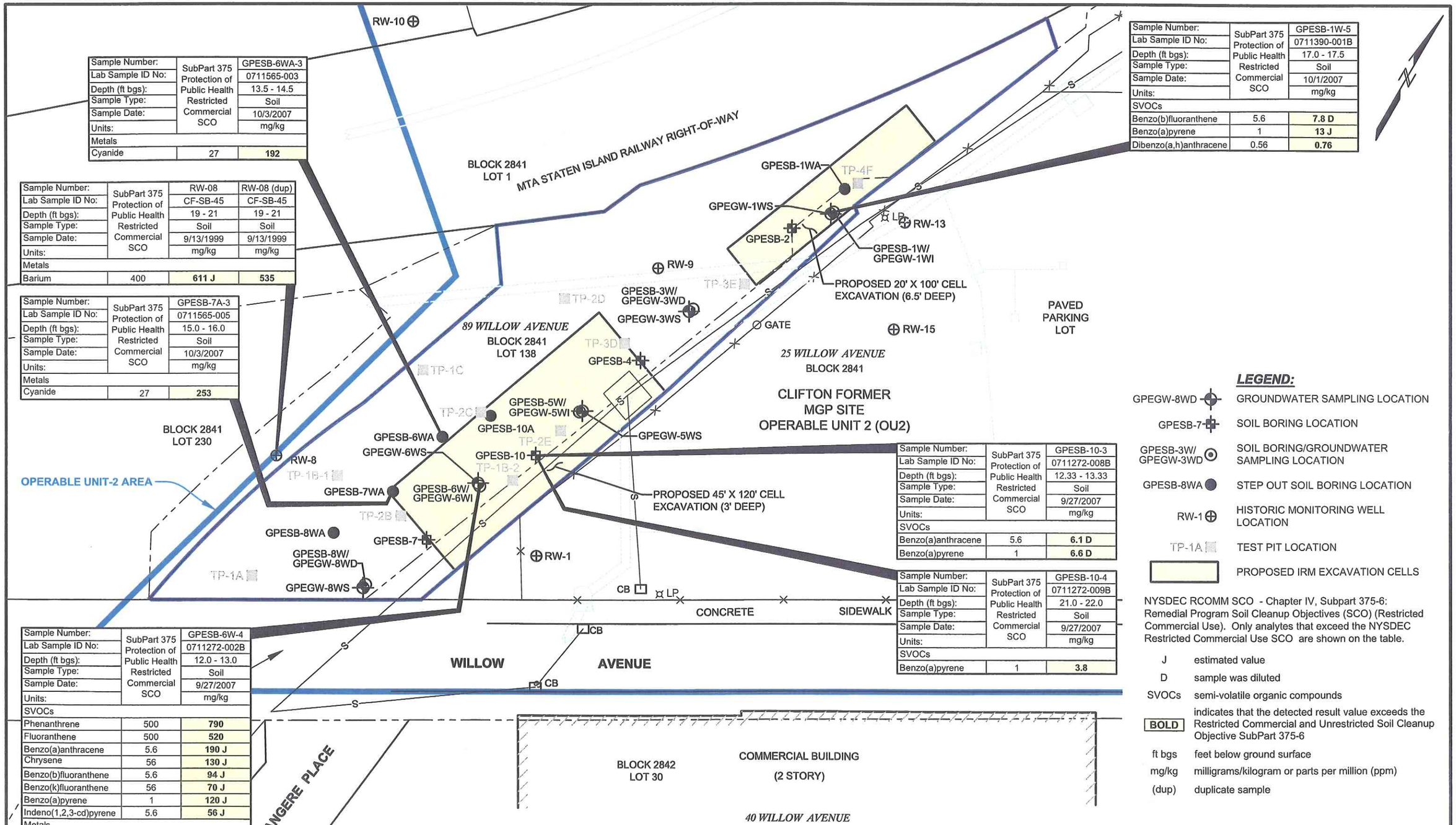

Sample Number:	SubPart 375 Protection of Public Health Restricted Commercial SCO	GPESB-6WA-3
Lab Sample ID No:		0711565-003
Depth (ft bgs):		13.5 - 14.5
Sample Type:		Soil
Sample Date:		10/3/2007
Units:		mg/kg
Metals		
Cyanide	27	**192**

Sample Number:	SubPart 375 Protection of Public Health Restricted Commercial SCO	RW-08	RW-08 (dup)
Lab Sample ID No:		CF-SB-45	CF-SB-45
Depth (ft bgs):		19 - 21	19 - 21
Sample Type:		Soil	Soil
Sample Date:		9/13/1999	9/13/1999
Units:		mg/kg	mg/kg
Metals			
Barium	400	**611 J**	**535**

Sample Number:	SubPart 375 Protection of Public Health Restricted Commercial SCO	GPESB-7A-3
Lab Sample ID No:		0711565-005
Depth (ft bgs):		15.0 - 16.0
Sample Type:		Soil
Sample Date:		10/3/2007
Units:		mg/kg
Metals		
Cyanide	27	**253**

Sample Number:	SubPart 375 Protection of Public Health Restricted Commercial SCO	GPESB-1W-5
Lab Sample ID No:		0711390-001B
Depth (ft bgs):		17.0 - 17.5
Sample Type:		Soil
Sample Date:		10/1/2007
Units:		mg/kg
SVOCs		
Benzo(b)fluoranthene	5.6	**7.8 D**
Benzo(a)pyrene	1	**13 J**
Dibenzo(a,h)anthracene	0.56	**0.76**

Sample Number:	SubPart 375 Protection of Public Health Restricted Commercial SCO	GPESB-10-3
Lab Sample ID No:		0711272-008B
Depth (ft bgs):		12.33 - 13.33
Sample Type:		Soil
Sample Date:		9/27/2007
Units:		mg/kg
SVOCs		
Benzo(a)anthracene	5.6	**6.1 D**
Benzo(a)pyrene	1	**6.6 D**

Sample Number:	SubPart 375 Protection of Public Health Restricted Commercial SCO	GPESB-10-4
Lab Sample ID No:		0711272-009B
Depth (ft bgs):		21.0 - 22.0
Sample Type:		Soil
Sample Date:		9/27/2007
Units:		mg/kg
SVOCs		
Benzo(a)pyrene	1	**3.8**

Sample Number:	SubPart 375 Protection of Public Health Restricted Commercial SCO	GPESB-6W-4
Lab Sample ID No:		0711272-002B
Depth (ft bgs):		12.0 - 13.0
Sample Type:		Soil
Sample Date:		9/27/2007
Units:		mg/kg
SVOCs		
Phenanthrene	500	**790**
Fluoranthene	500	**520**
Benzo(a)anthracene	5.6	**190 J**
Chrysene	56	**130 J**
Benzo(b)fluoranthene	5.6	**94 J**
Benzo(k)fluoranthene	56	**70 J**
Benzo(a)pyrene	1	**120 J**
Indeno(1,2,3-cd)pyrene	5.6	**56 J**
Metals		
Cyanide	27	**33.6**

LEGEND:

- GPEGW-8WD — GROUNDWATER SAMPLING LOCATION
- GPESB-7 — SOIL BORING LOCATION
- GPESB-3W/ GPEGW-3WD — SOIL BORING/GROUNDWATER SAMPLING LOCATION
- GPESB-8WA — STEP OUT SOIL BORING LOCATION
- RW-1 — HISTORIC MONITORING WELL LOCATION
- TP-1A — TEST PIT LOCATION
- PROPOSED IRM EXCAVATION CELLS

NYSDEC RCOMM SCO - Chapter IV, Subpart 375-6: Remedial Program Soil Cleanup Objectives (SCO) (Restricted Commercial Use). Only analytes that exceed the NYSDEC Restricted Commercial Use SCO are shown on the table.

J	estimated value
D	sample was diluted
SVOCs	semi-volatile organic compounds
BOLD	indicates that the detected result value exceeds the Restricted Commercial and Unrestricted Soil Cleanup Objective SubPart 375-6
ft bgs	feet below ground surface
mg/kg	milligrams/kilogram or parts per million (ppm)
(dup)	duplicate sample

SOURCE:

FIGURE 1: OFF-SITE AREA (89 WILLOW AVENUE) SUPPLEMENTAL REMEDIAL SOIL AND GROUNDWATER INVESTIGATION SAMPLING LOCATION PLAN, PREPARED BY PAULUS, SOKOLOWSKI & SARTOR ENGINEERING, PC., SCALE: 1" = 30', DATE: 12/07/07

QUALITATIVE HUMAN HEALTH EXPOSURE ASSESSMENT
89 WILLOW AVENUE
STATEN ISLAND, NEW YORK

KEYSPAN CORPORATION

GEI Consultants

Project 061140-1-1008

SUMMARY OF SOIL EXCEEDANCES POST-IRM

February 2008 Figure 2

I:\GEI\KEYSPAN\CLIFTON\061140\1-1008\ CLIFTON-25 WILLOW.dwg \Feb 27, 2008

March 3, 2008

John T. Bolan
Project Manager
Paulus, Sokolowski & Sartor, LLC
67 Mountain Blvd Extension
Warren, NJ 07059

RE: Soil Sample PAH Source Identification
Former Clifton MGP, Staten Island, NY
Final Report

Dear Mr. Bolan:

NewFields Environmental Forensics Practice, LLC (NewFields) is pleased to provide you with this brief letter report regarding the chemical analysis of two (2) soil samples collected from soil borings installed near Willow Avenue in Staten Island, NY (Site). These samples were analyzed by several environmental forensic methods to determine the origin of polycyclic aromatic hydrocarbons (PAHs) in each soil sample. The following narrative describes the methods and results of this evaluation.

Sample Summary

The samples were collected on the southwester edge of an excavation cell near Willow Ave (Figure 1). Paulus, Sokolowski & Sartor, LLC (PSS) collected the two soil samples on October 3, 2007 (Table 1). The samples were stored until their shipment via overnight carrier to the Alpha Woods Hole Laboratory (AWHL) in Raynham, Massachusetts on October 5, 2006. The samples were received in good condition on October 6, 2006. Additional sample receipt data are contained in the Laboratory Report (Attachment).

Methods

The samples were subjected to environmental forensic testing methods for the measurement of semivolatile hydrocarbons indicative of tar, petroleum, and many natural products. The following section describes the analytical methods used to measure hydrocarbons in the field samples.

Sample Preparation

An aliquot of each soil sample was fortified with surrogates, dried with sodium sulfate and serially shake extracted with dichloromethane (DCM). Less sample was used when high concentrations of extractable organic matter was present. The sample extracts were concentrated by Kuderna-Danish and nitrogen blow down techniques. Sulfur and polar interferences were removed with a copper powder and alumina, respectively. The sample extracts and diluents were split prior to analysis. The extracts were fortified with internal standards and submitted for analyses using a high resolution gas chromatograph equipped with a flame ionization detector (GC/FID) and a high-resolution gas chromatograph equipped with a mass spectrometer operated in the selected ion monitoring mode (GC/MS/SIM).

High Resolution Hydrocarbon Fingerprint

The sample extracts were analyzed using GC/FID. High resolution GC/FID fingerprints were generated over a broad carbon range (approximately n-C_9 to n-C_{40}) that provided an overall assessment of the semivolatile hydrocarbons present in each sample. These fingerprints provided information on the dominant extractable hydrocarbons that might include pyrogenic polycyclic aromatic hydrocarbons (PAHs), petroleum products, and detrital vegetation.

Polycyclic Aromatic Hydrocarbons (PAHs)

The sample extracts were also analyzed using GC/MS/SIM calibrated to allow for quantification of parent and alkylated PAHs (Table 2). This report employs the acronym EPAPAH in reference to the sum of the 16 individual EPA Priority Pollutant PAH compounds (Table 2). The EPAPAHs contain parent or non-alkylated PAHs.

Geochemical Biomarkers

The sample extracts were also analyzed using GC/MS/SIM to measure the concentrations of selected geochemical biomarkers (Table 3). These analytes consist of triterpanes and steranes that help identify the presence of petroleum and coal.

Quality Control

Quality Control samples included a procedural blank (PB), laboratory control sample (LCS), laboratory control sample duplicate (LCSD), and a sample duplicate (D).

Results

Sample GPESB-6WA (13.4-14.5') contained 540 mg/kg to 650 mg/kg of total hydrocarbons (TPH) eluting between *n*-nonane (*n*-C_9) and *n*-tetratriacontane (*n*-C_{44}) (Table 4). Parent PAHs comprise the dominant feature of the high resolution hydrocarbon fingerprint (Figure 2a). This fingerprint differed from the normal alkanes and other fingerprinting features of fossil fuels (Figure 2c). The PAH histogram exhibited pyrogenic 2- to 6-Ring PAHs[1] (Figure 3a). The high proportions of naphthalene (N0) relative to benzo(a)pyrene (BAP) indicated little environmental weathering. Diagnostic source ratios, like FL0/PY0 = 1.2, were consistent with coal tar (Table 4). The sum of the concentration of geochemical biomarkers was far less than the concentrations of heavy PAHs Biomarkers/HPAH < 0.01) which indicated little, if any, petroleum or coal (Biomarkers/HPAH > 1.0) (Table 4). In summary, sample GPESB-6WA (13.4-14.5') contained coal tar or a coal tar product, like creosote.

Sample GPESB-7A (15-16') contained 5,300 mg/kg TPH (Table 4). The dominant compounds in this sample were the parent PAHs (Figure 2b). The PAH pattern and the high relative abundance of N0 relative to BAP in GPESB-7A (15-16') (Figure 3b) closely resembled GPESB-6WA (13.4-14.5') (Figure 3a). The diagnostic source ratios in GPESB-7A (15-16') (FL0/PY0 = 1.3) matched GPESB-6WA (13.4-14.5') (FL0/PY0 = 1.2) well (Table 2). Again, the amount of fossil fuel was very low (Biomarker/HPAH = 0.0013). Collectively, these lines of evidence indicate the presence of a coal tar or coal tar product.

The complete analytical results are attached to this report.

Summary

Samples GPESB-6WA (13.4-14.5') and GPESB-7A (15-16') contained coal tar or coal tar product (e.g., creosote) of similar origin.

Please do not hesitate to call me at (781) 264-7081 if you have any questions.

Sincerely,



Stephen Emsbo-Mattingly, Senior Scientist

[1] Pyrogenic PAHs form during the partial combustion or pyrolysis of organic matter. A pyrogenic PAH pattern exhibits high abundance of parent PAHs relative to the alkylated PAHs; e.g., N0 > N1 > N2, before weathering. By contrast, petroleum possesses petrogenic PAH patterns consisting of low parent PAH abundance relative to the alkylated PAHs; e.g., N0 < N1 < N2. By contrast, Finally, diagenetic PAHs, like retene and perylene, form naturally in sediments containing specific types of decayed vegetation.

Table 1. Field Sample Summary.

Sample ID	Lab ID	Matrix	Collected	Received	High Resolution Hydrocarbon Fingerprint EPA8015B Mod.	Parent and Alkylated PAHs EPA8270C Mod.	Biomarker Fingerprints EPA8270C Mod.
GPESB-6WA (13.5-14.5')	0710062-01	Soil	10/03/07	10/06/07	**X**	**X**	**X**
GPESB-7A (15-16')	0710062-02	Soil	10/03/07	10/06/07	**X**	**X**	**X**
Total					2	2	2

Table 2. PAH Analytes (GC/MS/SIM).

Analytes	Abbrev	Rings	Total PAHs	EPA PAHs	Parent PAH	Alkyl-PAH	Dia-genetic PAH	Light PAHs	Heavy PAHs
Naphthalene	N0	2	X	X	X			X	
C1-Naphthalenes	N1	2	X			X		X	
C2-Naphthalenes	N2	2	X			X		X	
C3-Naphthalenes	N3	2	X			X		X	
C4-Naphthalenes	N4	2	X			X		X	
Biphenyl	B	2	X		X			X	
Dibenzofuran	DF	3	X		X			X	
Acenaphthylene	AY	3	X	X	X			X	
Acenaphthene	AE	3	X	X	X			X	
Fluorene	F0	3	X	X	X			X	
C1-Fluorenes	F1	3	X			X		X	
C2-Fluorenes	F2	3	X			X		X	
C3-Fluorenes	F3	3	X			X		X	
Anthracene	A0	3	X	X	X			X	
Phenanthrene	P0	3	X	X	X			X	
C1-Phenanthrenes/Anthracenes	PA1	3	X			X		X	
C2-Phenanthrenes/Anthracenes	PA2	3	X			X		X	
C3-Phenanthrenes/Anthracenes	PA3	3	X			X		X	
C4-Phenanthrenes/Anthracenes	PA4	3	X			X		X	
Retene	RET	3	X				X	X	
Dibenzothiophene	DBT0	3	X		X			X	
C1-Dibenzothiophenes	DBT1	3	X			X		X	
C2-Dibenzothiophenes	DBT2	3	X			X		X	
C3-Dibenzothiophenes	DBT3	3	X			X		X	
C4-Dibenzothiophenes	DBT4	3	X			X		X	
Benzo(b)fluorene	BF	4	X		X				X
Fluoranthene	FL0	4	X	X	X				X
Pyrene	PY0	4	X	X	X				X
C1-Fluoranthenes/Pyrenes	FP1	4	X			X			X
C2-Fluoranthenes/Pyrenes	FP2	4	X			X			X
C3-Fluoranthenes/Pyrenes	FP3	4	X			X			X
C4-Fluoranthenes/Pyrenes	FP4	4	X			X			X
Naphthobenzothiophenes	NBT0	4	X		X				X
C1-Naphthobenzothiophenes	NBT1	4	X			X			X
C2-Naphthobenzothiophenes	NBT2	4	X			X			X
C3-Naphthobenzothiophenes	NBT3	4	X			X			X
C4-Naphthobenzothiophenes	NBT4	4	X			X			X
Benz[a]anthracene	BA0	4	X	X	X				X
Chrysene/Triphenylene	C0	4	X	X	X				X
C1-Chrysenes	BC1	4	X			X			X
C2-Chrysenes	BC2	4	X			X			X
C3-Chrysenes	BC3	4	X			X			X
C4-Chrysenes	BC4	4	X			X			X
Benzo[b]fluoranthene	BBF	5	X	X	X				X
Benzo[k]fluoranthene	BJKF	5	X	X	X				X
Benzo[a]fluoranthene	BAF	5	X		X				X
Benzo[e]pyrene	BEP	5	X		X				X
Benzo[a]pyrene	BAP	5	X	X	X				X
Perylene	PER	5	X				X		X
Indeno[1,2,3-cd]pyrene	IND	6	X	X	X				X
Dibenz[a,h]anthracene	DA	5	X	X	X				X
Benzo[g,h,i]perylene	GHI	6	X	X	X				X
Total			52	16	23	27	2	25	27

Table 3. Geochemical Biomarkers (GC/MS/SIM)

Analytes	Abbrev	Triterpane	Sterane	Total Biomarkers
C23 Tricyclic Terpane	t23	X		X
C24 Tricyclic Terpane	t24	X		X
C25 Tricyclic Terpane	t25	X		X
C24 Tetracyclic Terpane	te24	X		X
C26 Tricyclic Terpane-22S	t26S	X		X
C26 Tricyclic Terpane-22R	t26R	X		X
C28 Tricyclic Terpane-22S	t28S	X		X
C28 Tricyclic Terpane-22R	t28R	X		X
C29 Tricyclic Terpane-22S	t29S	X		X
C29 Tricyclic Terpane-22R	t29R	X		X
18a-22,29,30-Trisnorneohopane-TS	Ts	X		X
C30 Tricyclic Terpane-22S	t30S	X		X
C30 Tricyclic Terpane-22R	t30R	X		X
17a(H)-22,29,30-Trisnorhopane-TM	Tm	X		X
17a/b,21b/a 28,30-Bisnorhopane	BNH	X		X
17a(H),21b(H)-25-Norhopane	25N	X		X
30-Norhopane	H29	X		X
18a(H)-30-Norneohopane-C29Ts	C29Ts	X		X
17a(H)-Diahopane	X	X		X
30-Normoretane	M29	X		X
18a(H)&18b(H)-Oleananes	OL	X		X
Hopane	H30	X		X
Moretane	M30	X		X
30-Homohopane-22S	H31S	X		X
30-Homohopane-22R	H31R	X		X
30,31-Bishomohopane-22S	H32S	X		X
30,31-Bishomohopane-22R	H32R	X		X
30,31-Trishomohopane-22S	H33R	X		X
30,31-Trishomohopane-22R	H33S	X		X
Tetrakishomohopane-22S	H34R	X		X
Tetrakishomohopane-22R	H34S	X		X
Pentakishomohopane-22S	H35S	X		X
Pentakishomohopane-22R	H35R	X		X
13b(H),17a(H)-20S-Diacholestane	d27S		X	X
13b(H),17a(H)-20R-Diacholestane	d27R		X	X
13b,17a-20S-Methyldiacholestane	d28S		X	X
14a(H),17a(H)-20S-Cholestane	aa27S		X	X
14a(H),17a(H)-20R-Cholestane	aa27R		X	X
13b,17a-20R-Ethyldiacholestane	d29R		X	X
13a,17b-20S-Ethyldiacholestane	d29S		X	X
14a,17a-20S-Methylcholestane	aa28S		X	X
14a,17a-20R-Methylcholestane	aa28R		X	X
14a(H),17a(H)-20S-Ethylcholestane	aa29S		X	X
14a(H),17a(H)-20R-Ethylcholestane	aa29R		X	X
14b(H),17b(H)-20R-Cholestane	bb27R		X	X
14b(H),17b(H)-20S-Cholestane	bb27S		X	X
14b,17b-20R-Methylcholestane	bb28R		X	X
14b,17b-20S-Methylcholestane	bb28S		X	X
14b(H),17b(H)-20R-Ethylcholestane	bb29R		X	X
14b(H),17b(H)-20S-Ethylcholestane	bb29S		X	X
Total		33	17	50

Table 4. Summary of Results.

Analyte	TPH C_9-C_{44} (mg/kg)	Total PAHs (mg/kg)	EPAPAHs (mg/kg)	EPAPAHs / TPH	FL0 / PY0	DBT2 / PA2	BF / FP1	Biomarkers / HPAH
GPESB-6WA (13.5-14.5')	540	143.917	120.01	0.22	1.2	0.16	0.25	0.00014
GPESB-6WA (13.5-14.5') Duplicate	650	145.666	117.4	0.18	1.2	0.20	0.23	0.00018
GPESB-7A (15-16')	5300	3261.21	2622.2	0.49	1.3	0.13	0.34	0.00013
Reference Crude Oil	590000	13.98336	1.17081	0.000002	0.32	0.84	0.00	1.3
Method Blank	3.1	0.01931	0.00264	0.0009	-	-	-	-

See Tables 2 and 3 for complete analyte identities.

Figure 1. Site Map

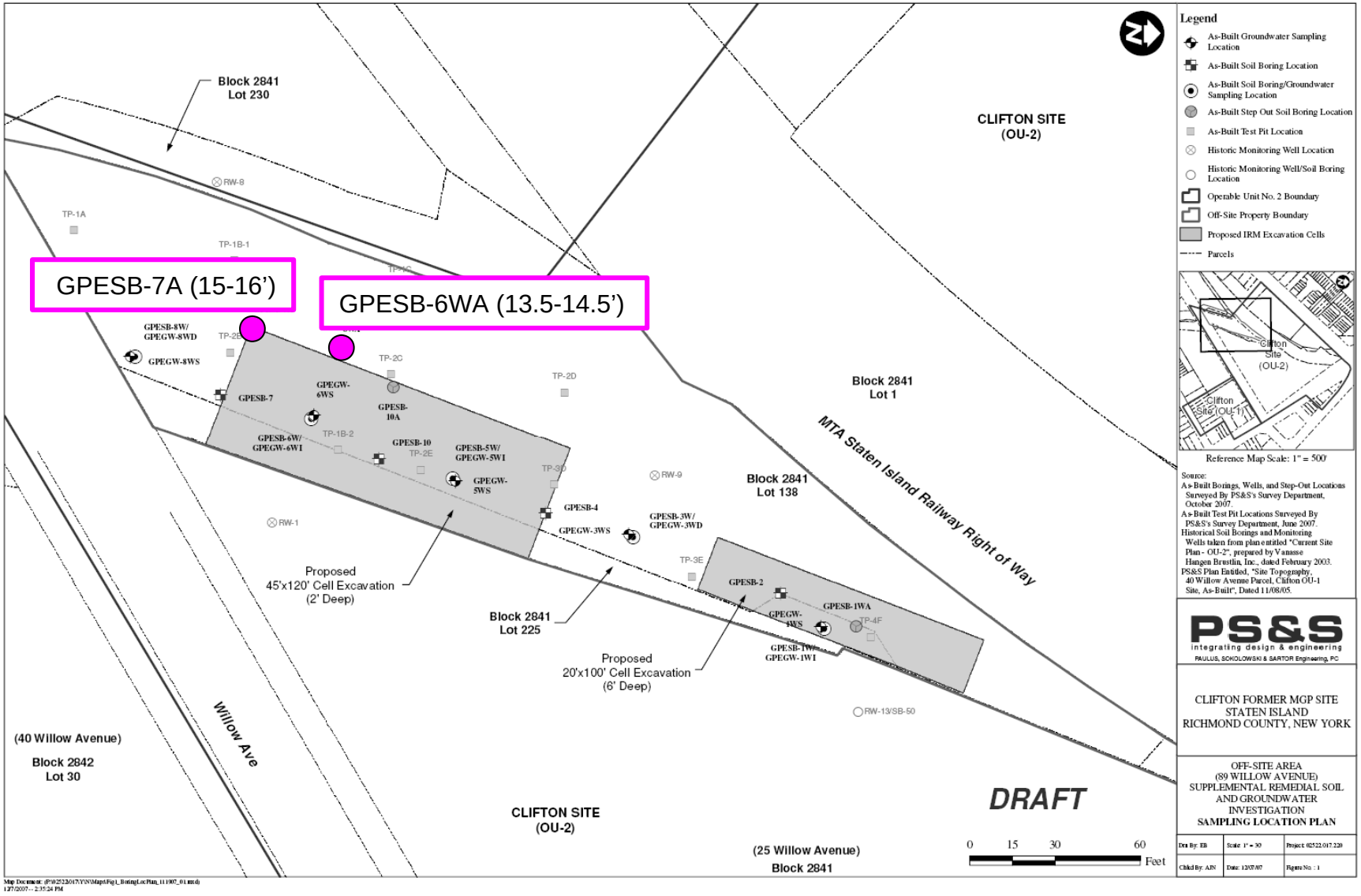

Figure 2. High Resolution Hydrocarbon Fingerprints by GC/FID.

a. GPESB-6WA (13.5-14.5')

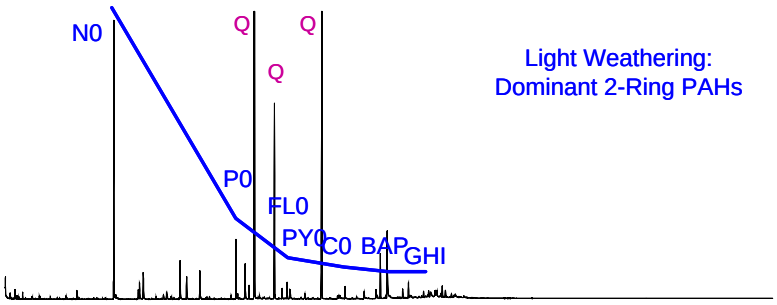

b. GPESB-7A (15-16')

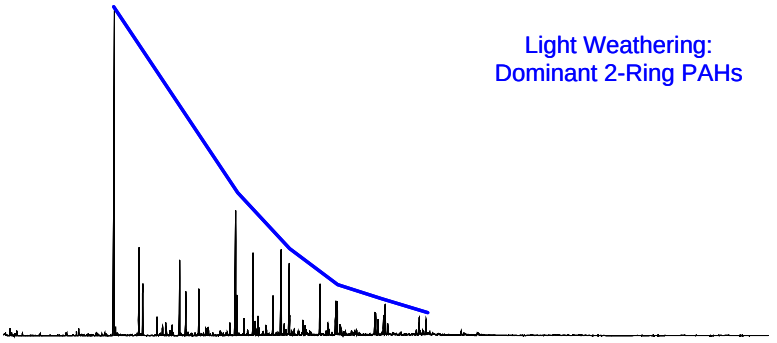

c. Reference Crude Oil

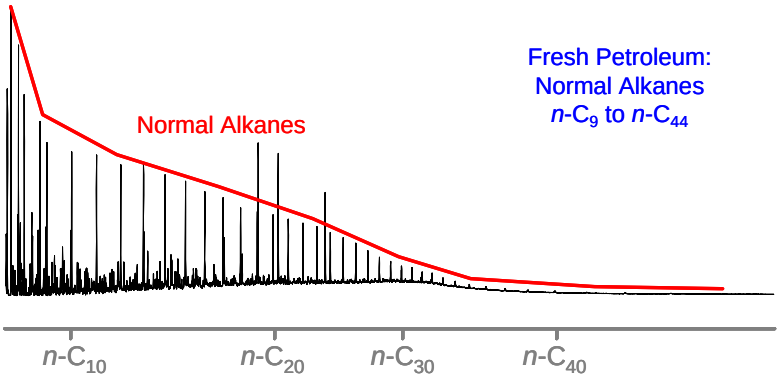

Q Quality control compounds
See Table 2 for PAH identities

Figure 3. PAH Fingerprints.

a. GPESB-6WA (13.5-14.5')

b. GPESB-7A (15-16')

c. Reference Crude Oil

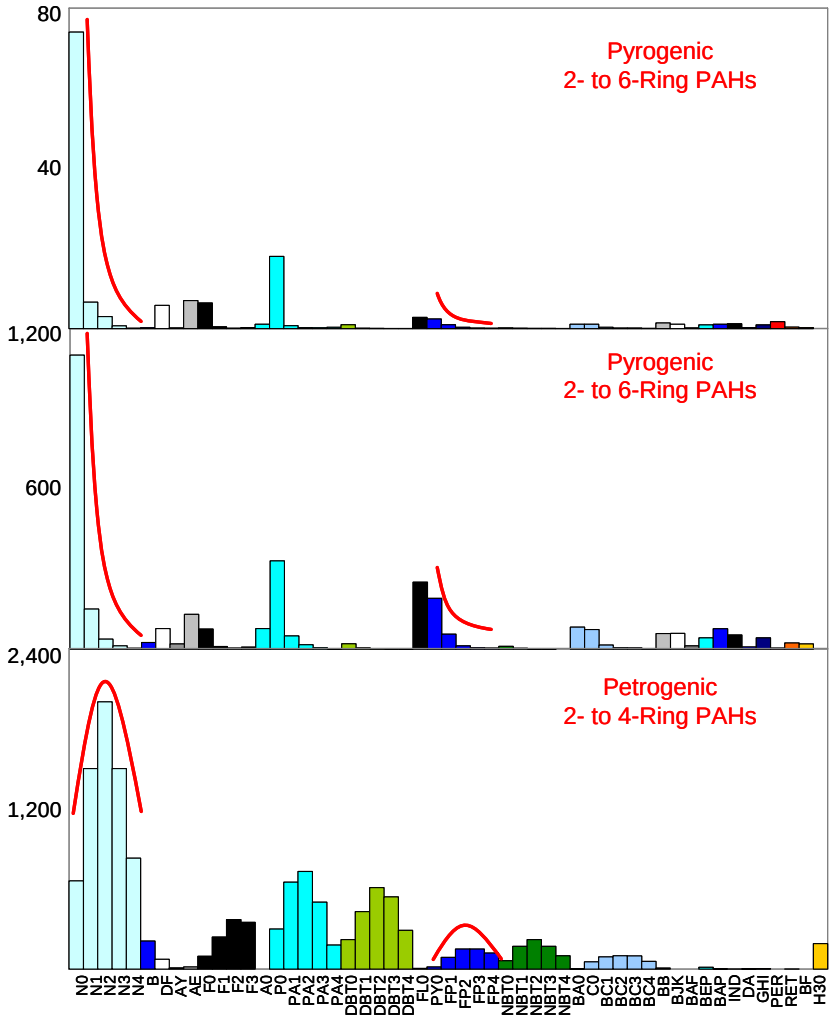

See Tables 2 and 3 for analyte identities

Attachment
Laboratory Data Package

ANALYTICAL REPORT

Prepared for:
NewFields
100 Ledgewood Place, Suite 302
Rockland, MA 02370

Project:	PSANDS-Former Clifton MGP Site
ETR:	0710062
Report Date:	December 04, 2007

Certifications and Accreditations

Massachusetts M-MA030
Connecticut PH-0141
New Hampshire 2206
Rhode Island LAO00289
New Jersey MA015
Maine MA0030
New York 11627
Louisiana 03090
Florida E87814
Pennsylvania 68-02089
Army Corps of Engineers
Department of the Navy

This report shall not be reproduced except in full, without written approval from the laboratory.

320 Forbes Blvd, Mansfield, MA 02048, (508) 822-9300, Fax (508) 822-3288

Sample ID Cross Reference

Client: **NewFields**
Project: **PSANDS-Former Clifton MGP Site**

Lab Code: **MA00030**
ETR: **0710062**

Lab Sample ID	Client Sample ID
0710062-01	GPESB-6WA (13.5-14.5')
0710062-02	GPESB-7A (15-16')

Certificate/Approval Program Summary

Method numbers assume the most recent EPA revisions. For a complete listing of analytes for the referenced methods please contact your Alpha Woods Hole Lab Project Manager or the Quality Assurance Manager.

Connecticut Department of Public Health Certificate/Lab ID : PH-0141 - *Wastewater* (General Chemistry: EPA 120.1, 150.1, 160.1, 160.2, 180.1, 300.0, 310.1, 335.2, 365.2; Metals: 200.8, 245.1; Organics: 608, 624, 625, ETPH) *Solid Waste/Soil* (General Chemistry: 1010, 9010/9014, 9045, 9060; Metals: 6020, 7470, 7471; Organics: 8081, 8082, 8260, 8270, ETPH).

Florida Department of Health Certificate/Lab ID : E87814 - Primary NELAP Accreditation Authority for Air & Emissions. Secondary NELAP Accreditation for Wastwater and Solid & Hazardous Waste. *Wastewater* (General Chemistry: EPA 120.1/SM2510B, 150.1, 160.1/SM2540C, 160.2/SM2540D, 180.1, 300.0, 335.2, 365.2, SM2320B, SM2340B, SM2540G, SM4500NH3; Metals: 245.1; Organics: 608, 624, 625). *Solid and Hazardous Waste* (General Chemistry: 9010/9014, 9045, 9050, 9056, 9065, Reactivity 7.3; Metals: 6020, 7470, 7471; Organics: 8081, 8082, 8260, 8270). *Air & Emissions* (Organics: EPA TO-15).

Louisiana Department of Environmental Quality Certificate/Lab ID : 03090 - Primary NELAP Accrediting Authority for Wastewater, Solid & Hazardous Waste. *Wastewater* (General Chemistry: EPA 120.1/SM2510B, 150.1, 160.1/SM2540C, 160.2/SM2540D, 180.1, 300.0, 310.1/SM2320B, 335.2, 365.2, 376.2, 9010/9014, 9056, SM2540G; Metals: 200.8, 245.1, 6020; Organics: 608, 624, 625, 8015-DRO/GRO, 8081, 8082, 8260, 8270). *Solid and Hazardous Waste* (General Chemistry: 1010, 1311, 9010/9014, 9040, 9045, 9056, 9060, Reactivity 7.3; Metals: 6020, 7196, 7470, 7471; Organics: 8015-DRO/GRO, 8081, 8082, 8260, 8270).

Maine Department of Human Services Certificate/Lab ID : MA0030 - *Wastewater* (General Chemistry: EPA 120.1/ SM2510B, 160.1/SM2540C, 160.2/SM2540D, 300.0, 310.1/SM2320B, 335.2, 365.2; Metals: EPA 245.1; Organics: 608, 624).

Massachusetts Department of Environmental Protection Certificate/Lab ID: M-MA030 - *Wastewater* (General Chemistry: EPA 120.1/SM2510B, 150.1, 160.1/SM2540C, 160.2/SM2540D, 300.0, 310.1/SM2320B, 335.2, 365.2; Metals: EPA 245.1; Organics: EPA 608, 624).

New Hampshire Department of Environmental Services Certificate/Lab ID: 2206 - Secondary NELAP Accreditation. *Wastewater* (General Chemistry: EPA 120.1/SM2510B, 150.1, 160.1/SM2540C, 160.2/SM2540D, 180.1, 300.0, 310.1/SM2320B, 335.2, 365.2, 376.2, SM2540G; Metals: 200.8, 245.4; Organics: 608, 624, 625).

New Jersey Department of Environmental Protection Certificate/Lab ID : MA015 - Secondary NELAP Accreditation. *Wastewater* (General Chemistry: EPA 120.1/SM2510B, 150.1, 160.1/SM2540C, 160.2/SM2540D, 180.1, 300.0, 310.1/SM2320B, 335.2, 376.2, 9010/9014, 9056, SM2540G; Metals: 200.8, 245.1 6020; Organics: 608, 624, 625, 8081, 8082, 8260, 8270). *Solid & Hazardous Waste* (General Chemistry: EPA 1010, 1311, 9010/9014, 9040, 9045, 9056, 9060; Metals: 6020, 7196, 7470, 7471; Organics: 8015-DRO/GRO, 8081, 8082, 8260, 8270). *Air & Emissions* (Organics: EPA TO-15).

New York Department of Health Certificate/Lab ID : 11627 - Secondary NELAP Accreditation. *Wastewater* (General Chemistry: EPA 120.1/SM2510B, 150.1, 160.1/SM2540C, 160.2/SM2540D, 300.0, 310.1/SM2320B, 365.2, 376.2; Metals: 245.1; Organics: 608, 624, 625). *Solid and Hazardous Waste* (General Chemistry: EPA 1010, 1311; : 245.1; 6020, 7041; Organics: 8081, 8082, 8260, 8270). *Air & Emissions* (Organics: EPA TO-15).

Rhode Island Department of Health Certificate/Lab ID : LAO00289 - Chemistry: *Organic and Inorganic in Non-Poratable Water, Wastewater/Sewage and Soil* (Refer to LADEQ and MADEP certificates for method numbers.)

Pennsylvania Department of Environmental Protection Certificate/Lab ID : 68-02089 - Registered laboratory

U.S. Army Corps of Engineers

Department of the Navy

CASE NARRATIVE
Alpha Woods Hole Lab

ETR: 0710062
Project: PSANDS-Former Clifton MGP Site

All analyses were performed according to Alpha Woods Hole Labs quality assurance program and documented Standard Operating Procedures (SOPs). The analytical results contained in this report were performed within holding time, and with appropriate quality control measures, except where noted. A summary of all state and federal accreditations is provided within this report. Blank correction of results is not performed in the laboratory for any parameter. Alpha Woods Hole Labs certifies that the test results within meet all of the requirements of NELAC, for all NELAC accredited parameters.

Total Saturated Hydrocarbons and Total Petroleum Hydrocarbons by GC/FID

Samples for Total Petroleum Hydrocarbons were analyzed following the procedures in Alpha Woods Hole Lab SOP *Total Petroleum and Saturated Hydrocarbons by Gas Chromatography/Flame Ionization Detector (Revision 3.0, 06/19/06)* Method 8015mod. Soil samples (approximately 10g) are spiked with surrogate compounds and extracted by *Shaker Table Extraction (Revision 0.0, 02/20/02)*. Solvent extracts are dried over sodium sulfate and concentrated to an appropriate volume as determined by gravimetric weighing. A pre-determined volume of the extract is alumina cleaned (*Alumina Column Cleanup of Organic Extracts, Revision 0.0, 02/21/1999*) and concentrated to a 1mL final volume. Extracts are analyzed by gas chromatography with flame ionization detection (FID). A multi-level initial calibration over the n-alkane range from C9-C40 was evaluated and quantified using internal standard techniques prior to sample analysis.

1. The method blank SS101607B13 contained low-level target compounds detected above the reporting limit. Associated field sample results would be flagged with "B" qualifiers if the concentration of the analyte in the sample was less than 5X the concentration in the blank. Please note that no "B" qualifiers were utilized.

The enclosed results of analyses are representative of the samples as received by the laboratory. Alpha Woods Hole Labs makes no representations or certifications as to the method of sample collection, sample identification, or transporting/handling procedures used prior to the receipt of samples by Alpha Woods Hole Labs. To the best of my knowledge, the information contained in this report is accurate and complete. For any questions regarding this report, please contact the signatory below at 508-822-9300.

Approved by: Elizabeth Porta Title: Organics Manager Date: 12/4/07
Elizabeth Porta **Organics Manager**

Sample Preparation

Alpha Woods Hole Lab
Batch Weight Report
10/16/2007

Lab ID	QC Type	0710062SOIL - Sample
0710062-01	D	10.03
0710062-01	SAM	10
0710062-02	SAM	10
SS101607B13	B	30
SS101607LCS04LCS	OP NEWFIE	30
SS101607LCS04LCS	OP SHC	30
SS101607LCS04LCS	OP Steranes/Triterpanes	30
SS101607LCSD04LCSD	NEWFIE	30
SS101607LCSD04LCSD	SHC	30
SS101607LCSD04LCSD	Steranes/Triterpanes	30

METHYLENE CHLORIDE C29E28 (tank) C38466(bottle)
ACETONE: C23E02 HEXANE: C36E09

COPPER: B48607 SULFURIC ACID: 3104070

GLASS WOOL: 4303309989 SODIUM SULFATE: C30598

DIATEMACEOUS EARTH: 33504

Alpha Woods Hole Lab
Batch Prep Spike Report

10/16/2007 0710062SOIL - OP NEWFIE Analyst: GJP Witness: SS

Lab ID	QC Type	OP NEWFIE - surr	Vol OP NEWFIE - surr	Units OP NEWFIE - surr	OP NEWFIE - spk 1	Vol OP NEWFIE - spk 1	Units OP NEWFIE - spk 1	OP NEWFIE - spk 2	Vol OP NEWFIE - spk 2	Units OP NEWFIE - spk 2
0710062-01	D	WHAE75	2	ml	WHAE47	200	µl			
0710062-01	SAM	WHAE75	2	ml	WHAE47	200	µl			
0710062-02	SAM	WHAE75	2	ml	WHAE47	200	µl			
SS101607B13	B	WHAE75	100	µl	WHAE78	200	µl			
SS101607LCS04	LCS	WHAE75	100	µl	WHAE78	200	µl	WHAE68	100	µl
SS101607LCSD04	LCSD	WHAE75	100	µl	WHAE78	200	µl	WHAE68	100	µl

Test: PAH/SHC

Standard Type: Surrogate / LCS / MS-MSD

LFB / Other : LOW.

ID. WHAE75
Conc. 10ug/ml 500ug/ml .

Test: BIOMARKERS

Standard Type: Surrogate / LCS / MS-MSD

LFB / Other Low

ID# WHAE78
Conc. 10ug/ml

Test: PAH/SHC

Standard Type: Surrogate / LCS / MS-MSD

LFB / Other

ID# WHAD68
Conc. 10ug/ml 500ug/ml .

Test: BIOMARKERS

Standard Type: Surrogate / LCS / MS-MSD

LFB / Other High

ID# WHAE47
Conc. 100ug/ml

Alpha Woods Hole Lab
Batch Prep Report

10/16/2007 0710062SOIL - OP SHC

Lab ID	QC Type	Prep Method	Analyst	Prep Start Date	Prep Completed	TCLP Date	Initial Amount (g or ml)	Final Volume (ml)	Solvent Ex	Conc. Analyst	Conc. Date	Conc. Method	Transfer Volume (ml)	Vialed By	Vialed Date	Cell Number
0710062-01	D	Shaker	GJP	10/16/2007	10/26/2007		10.03	5.56	False	MA	10/23/2007	KD Flask	0.15	MA	10/26/2007	
0710062-01	SAM	Shaker	GJP	10/16/2007	10/26/2007		10	5.56	False	MA	10/23/2007	KD Flask	0.15	MA	10/26/2007	
0710062-02	SAM	Shaker	GJP	10/16/2007	10/26/2007		10	8.7	False	MA	10/23/2007	KD Flask	0.15	MA	10/26/2007	
SS101607B13	B	Shaker	GJP	10/16/2007	10/26/2007		30	2	False	MA	10/23/2007	KD Flask	0.15	MA	10/26/2007	
SS101607LCS04	LCS	Shaker	GJP	10/16/2007	10/26/2007		30	2	False	MA	10/23/2007	KD Flask	0.15	MA	10/26/2007	
SS101607LCSD04	LCSD	Shaker	GJP	10/16/2007	10/26/2007		30	2	False	MA	10/23/2007	KD Flask	0.15	MA	10/26/2007	

Alpha Woods Hole Lab
Batch Prep Report

10/16/2007 0710062SOIL - OP SHC

Lab ID	Notes
0710062-01	1st Prep
0710062-01	1st Prep
0710062-02	1st Prep
SS101607B13	1st Prep
SS101607LCS04	1st Prep
SS101607LCSD04	1st Prep

Pre-Alumina Column Gravimetric Determination

Analyst: MA
Date: 10/23/07

BATCH: 0710062

Entered by: MA
Verified by:

ETR #	Sample #	QC (MB, LCS, D)	Final Volume of Extract (ul)	Aliquot Removed #1 (ul)	Aliquot Removed #2 (ul)	Aliquot Weight #1 (mg)	Aliquot Weight #2 (mg)	Total Extract Oil Weight (mg)	Volume Removed For Column (ul)	Oil to Column (mg)	Dilution Factor	QC (%R, RPD)
		LCS	10000	50	N/A	0.249	N/A	49.80	N/A	N/A	N/A	100%
0710062	1	D	5000	50	N/A	0.435	N/A	43.50	900	7.82	5.56	6%
0710062	1		5000	50	N/A	0.411	N/A	41.10	900	7.39	5.56	
0710062	2		10000	50	N/A	0.348	N/A	69.60	1150	8.00	8.70	

Total Extract Oil Weight (mg) = (Final Volume of Extract / Aliquot Removed) * Aliquot Weight
Sample Weight (mg/mL) = 20 * Aliquot Weight (mg)
LCS TV = 5 mg/mL

Oil to Column = Total Extract Oil Weight (mg) / Dilution Factor
Dilution Factor = Final Volumne of Extract (ul) / Volume Removed For Column (ul)

TEMPLATE: GravimetricT.XLT
Duplicates should agree within +/- 10%.

Pre-Alumina Column Gravimetric Determination

Analyst: MA
Date: ######## 10/28/07

BATCH: 0710062

Entered by: MA
Verified by:

ETR #	Sample #	QC (MB, LCS, D)	Final Volume of Extract (ul)	Aliquot Removed #1 (ul)	Aliquot Removed #2 (ul)	Aliquot Weight #1 (mg)	Aliquot Weight #2 (mg)	Total Extract Oil Weight (mg)	Volume Removed For Column (ul)	Oil to Column (mg)	Dilution Factor	QC (%R, RPD)
		LCS	10000	50	N/A	0.249	N/A		N/A	N/A	N/A	0%
0710062	1	D	5000	50	N/A	0.435	N/A					#VALUE!
0710062	1		5000	50	N/A	0.411	N/A					
0710062	2		10000	50	N/A	0.348	N/A					

Total Extract Oil Weight (mg) = (Final Volume of Extract / Aliquot Removed) * Aliquot Weight
Sample Weight (mg/mL) = 20 * Aliquot Weight (mg)
LCS TV = 5 mg/mL

Oil to Column = Total Extract Oil Weight (mg) / Dilution Factor
Dilution Factor = Final Volumne of Extract (ul) / Volume Removed For Column (ul)

TEMPLATE: GravimetricT.XLT
Duplicates should agree within +/- 10%.

Alpha Woods Hole Lab
Batch Clean Up Report

10/16/2007 0710062SOIL - OP SHC

Lab ID	QC Type	Clean Up Method	Analyst	Clean Up Date	Flow Rate	Coll. Start	Coll. End	Concentration Analyst	Conc. Date	Solvent Ex.	Prefractionation Volume (ml)	Fractionation Amount (ml)	Fractionation Factor	Transfer Volume (ml)
0710062-01	D	3610	MA	10/24/2007				MA	10/24/2007	False	5	0.9	0	0.15
0710062-01	SAM	3610	MA	10/24/2007				MA	10/24/2007	False	5	0.9	0	0.15
0710062-02	SAM	3610	MA	10/24/2007				MA	10/24/2007	False	10	1.15	0	0.15
SS101607B13	B	3610	MA	10/24/2007				MA	10/24/2007	False	2	1	0	0.15
SS101607LCS04	LCS	3610	MA	10/24/2007				MA	10/24/2007	False	2	1	0	0.15
SS101607LCSD04	LCSD	3610	MA	10/24/2007				MA	10/24/2007	False	2	1	0	0.15

Alpha Woods Hole Lab
Batch Clean Up Report

10/16/2007 0710062SOIL - OP SHC

Lab ID	Notes
0710062-01	
0710062-01	
0710062-02	
SS101607B13	
SS101607LCS04	
SS101607LCSD04	

Alpha Woods Hole Labs Internal Std Tracking Form

Project Name: PSANDS
ETR: 0710062

ALK-PAH / SHC

Lab ID	Extract Vol (uL)	Standard ID and Vial #	Vol IS Added (uL)	Pre-Injection Vol (uL)	Final Volume Equivalent	Spiked By	Aliquot 1 Removed (uL)	Aliquot 2 Removed (uL)	Date
0710062	900	WHAE91#1	100	1000	5.56	MA	150	150	10/26/07
0710062	900	WHAE91#1	100	1000	5.56	MA	150	150	10/26/07
0710062	900	WHAE91#1	100	1000	8.70	MA	150	150	10/26/07
0710062	900	WHAE91#1	100	1000	1.00	MA	150	150	10/26/07
0710062	900	WHAE91#1	100	1000	1.00	MA	150	150	10/26/07
0710062	900	WHAE91#1	100	1000	1.00	MA	150	150	10/26/07

Forensic Preparation Checklist

ETR: 0710062 **Client:** Newfields **Project:** PSANDS

Workplan Present	

Workplan Reviewed With Project Manager	

Test Requested	
ALK-PAH	X
SHC	X
BIOMARKER	X
HOMOLOG	
Pb	
PHENOL	
OTHER	

Required Cleanups	
No Cleanup Required	
Copper	X
Conc. Sulfuric Acid	
GPC	
Silica Gel 923 Grade Glass Column	
Alumina (Super I) Glass Column	X
Alumina (F20) Glass Column	

Sample Observations			
Normal Weight/Volume Extracted		Lesser Amount Used - Sheen Present On Sample	
Lesser Amount Used - Low Sample Volume Provided		Lesser Amount Used - Suspected High Target Analytes	
Lesser Amount Used - Strong Hydrocarbon Odor		Sediment At Bottom Of Water Sample Jar	
Project Specific Weight Used		No Observations	X
Other:			

Extraction Notes	
Emulsions During Shake	
Samples Extracted Outside Of Hold Time	
No Observations	X
Other:	

Identify Matrix - Circle One
Soil/Sediment/Water/Sheen/NAPL
Sludge/Solid/Tissue/Product/Oil
Net/Wipe

	Date	Initials
1st Extraction	10/16/07	GJP
2nd Extraction	↓	↓
3rd Extraction	↓	↓

Concentration Notes			
Greater Final Volume - High Viscosity		Greater Final Volume - Inability To Concentrate Further	
Precipitate Formed During Concentration	X	No Observations	
Other: white precipitate on sample 1 and 1D		**RIS Spike Witness:** BA	**Date:** 10/26/07

Cleanup Notes			
Channeling in Columns		No Observations	
Other: High amount of sulfer in both samples: 1, 1D, and 2			

Batch Reviewed

Analyst: [signature]

Date: 11/12/07

Batch Completed

Analyst: [signature]

Date: 10/26/07

TOTAL PETROLEUM HYDROCARBONS

Form I
Total Saturated Hydrocarbons by GC/FID

ALPHA WOODS HOLE LABS

Client: **NewFields**
Project: **PSANDS-Former Clifton MGP Site**
Client ID: **GPESB-6WA (13.5-14.5')**
Case: **N/A** SDG: **N/A**
Matrix: **Soil**

Lab Code: **MA00030**
ETR: **0710062**
Lab ID: **0710062-01**
Associated Blank: **SS101607B13**
Concentration Units: **mg/Kg**

Date Collected	Date Received	Date Extracted	Date Analyzed	Percent Solid	Sample Amount (g)	Final Volume (ml)	Dilution Factor	Analyst
10/03/07	10/06/07	10/16/07	10/31/07	71.8	10.00	5.56	1	AC

Parameter	Result
Total Petroleum Hydrocarbons (C9-C44)	**540**

N/A - Not Applicable

Surrogate	% Recovery	Acceptance Range (%)
ortho-Terphenyl	99	50-130
d50-Tetracosane	93	50-130

11/12/07 15:28

Quantitation Report (QT Reviewed)

Data Path : O:\FORENSICS\DATA\PAH1\OCT07\OCT29.SEC\
Data File : A17620.D
Signal(s) : FID2B.CH
Acq On : 31 Oct 2007 6:06 am
Operator : AC
Sample : 0710062-01-AFID
Misc : 1X
ALS Vial : 74 Sample Multiplier: 1

Integration File: SHCINT1.E
Quant Time: Nov 01 11:10:00 2007
Quant Method : C:\MSDCHEM\1\METHODS\HC10920K.M
Quant Title : FID Forensics
QLast Update : Fri Oct 19 13:42:18 2007
Response via : Initial Calibration
Integrator: ChemStation 6890 Scale Mode: Large solvent peaks clipped

Volume Inj. : 1.0
Signal Phase : Rtx-5MS
Signal Info : 0.25mm

Compound	R.T.	Response	Conc Units
Internal Standards			
1) I 5-alpha-androstane	31.45	42849338	50.000 ug/mLm
System Monitoring Compounds			
19) s ortho-terphenyl	29.44	156513464	177.303 ug/mLm
Spiked Amount 50.000	Range 50 - 130	Recovery	= 354.61%#
24) s d50-Tetracosane	36.25	134398972	166.733 ug/mLm
Spiked Amount 50.000	Range 50 - 130	Recovery	= 333.47%#
Target Compounds			
42) h C9-C44 Total Petroleum Hyd	41.42	758460459	871.594 ug/mL
46) h Total Resolved Hydrocarbon	41.42	280580061	322.432 ug/L

(f)=RT Delta > 1/2 Window (m)=manual int.

File :O:\Forensics\Data\PAH1\Oct07\OCT29.SEC\A17620.D
Operator : AC
Acquired : 31 Oct 2007 6:06 am using AcqMethod FRNC1D.M
Instrument : PAH-1
Sample Name: 0710062-01-AFID
Misc Info : 1X
Vial Number: 74

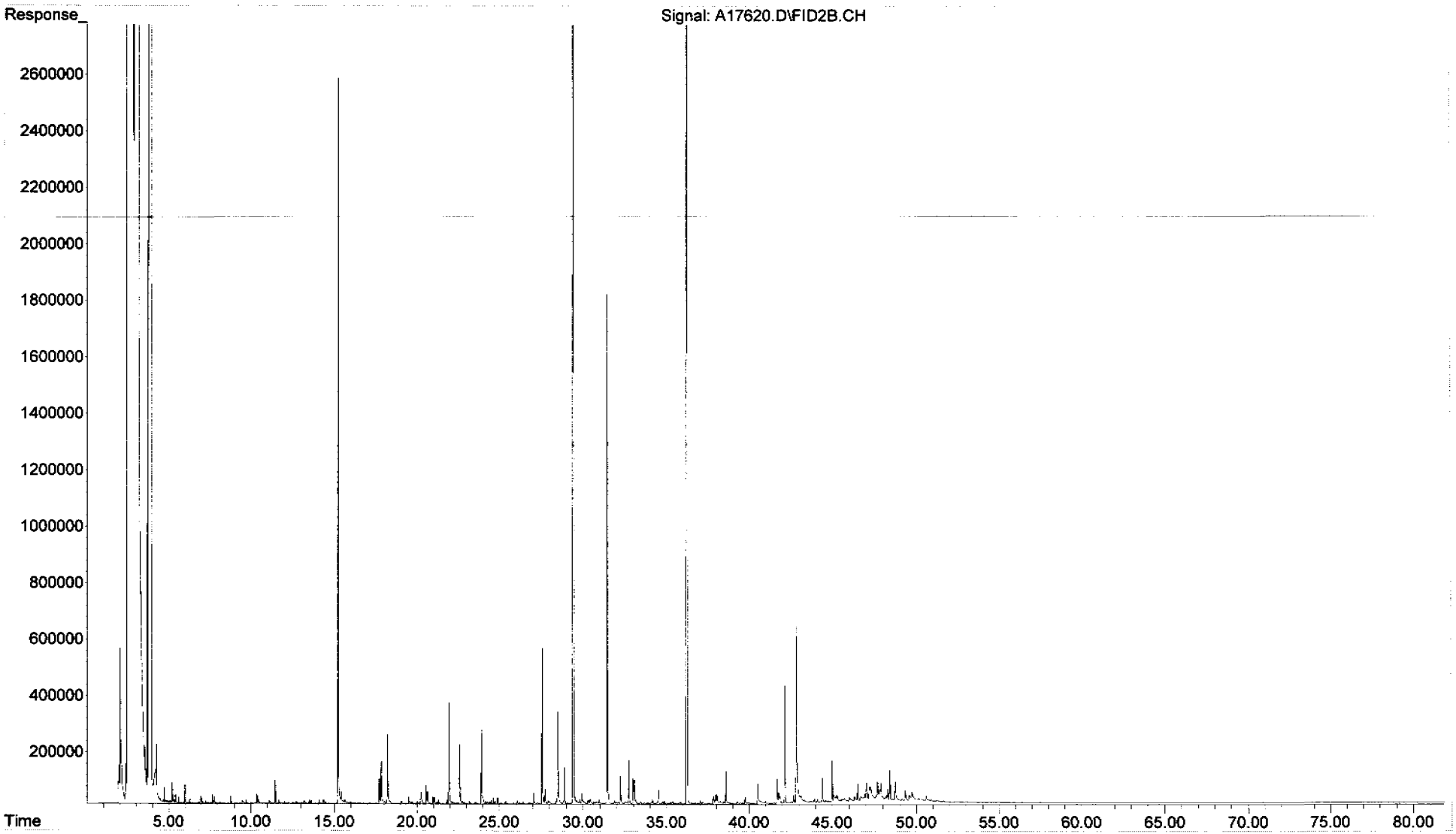

Form I
Duplicate
Total Saturated Hydrocarbons by GC/FID

ALPHA WOODS HOLE LABS

Client: **NewFields**
Project: **PSANDS-Former Clifton MGP Site**
Client ID: **GPESB-6WA (13.5-14.5')**
Case: **N/A** SDG: **N/A**
Matrix: **Soil**

Lab Code: **MA00030**
ETR: **0710062**
Lab ID: **0710062-01 D**
Associated Blank: **SS101607B13**
Concentration Units: **mg/Kg**

Date Collected	Date Received	Date Extracted	Date Analyzed	Percent Solid	Sample Amount (g)	Final Volume (ml)	Dilution Factor	Analyst
10/03/07	10/06/07	10/16/07	10/31/07	71.8	10.03	5.56	1	AC

Parameter	Result
Total Petroleum Hydrocarbons (C9-C44)	**650**

N/A - Not Applicable

Surrogate	% Recovery	Acceptance Range (%)
ortho-Terphenyl	97	50-130
d50-Tetracosane	91	50-130

11/12/07 15:28

Quantitation Report (QT Reviewed)

Data Path : O:\FORENSICS\DATA\PAH1\OCT07\OCT29.SEC\
Data File : A17622.D
Signal(s) : FID2B.CH
Acq On : 31 Oct 2007 7:38 am
Operator : AC
Sample : 0710062-01D-AFID
Misc : 1X
ALS Vial : 75 Sample Multiplier: 1

Integration File: SHCINT1.E
Quant Time: Nov 01 11:10:00 2007
Quant Method : C:\MSDCHEM\1\METHODS\HC10920K.M
Quant Title : FID Forensics
QLast Update : Fri Oct 19 13:42:18 2007
Response via : Initial Calibration
Integrator: ChemStation 6890 Scale Mode: Large solvent peaks clipped

Volume Inj. : 1.0
Signal Phase : Rtx-5MS
Signal Info : 0.25mm

Compound	R.T.	Response	Conc Units
Internal Standards			
1) I 5-alpha-androstane	31.45	53035303	50.000 ug/mLm
System Monitoring Compounds			
19) s ortho-terphenyl	29.45	191696009	175.451 ug/mLm
Spiked Amount 50.000	Range 50 - 130	Recovery	= 350.90%#
24) s d50-Tetracosane	36.25	164129557	164.509 ug/mLm
Spiked Amount 50.000	Range 50 - 130	Recovery	= 329.02%#
Target Compounds			
42) h C9-C44 Total Petroleum Hyd	41.42	1070287812	993.713 ug/mL
46) h Total Resolved Hydrocarbon	41.42	411143135	381.727 ug/L

(f)=RT Delta > 1/2 Window (m)=manual int.

File :O:\Forensics\Data\PAH1\Oct07\OCT29.SEC\A17622.D
Operator : AC
Acquired : 31 Oct 2007 7:38 am using AcqMethod FRNC1D.M
Instrument : PAH-1
Sample Name: 0710062-01D-AFID
Misc Info : 1X
Vial Number: 75

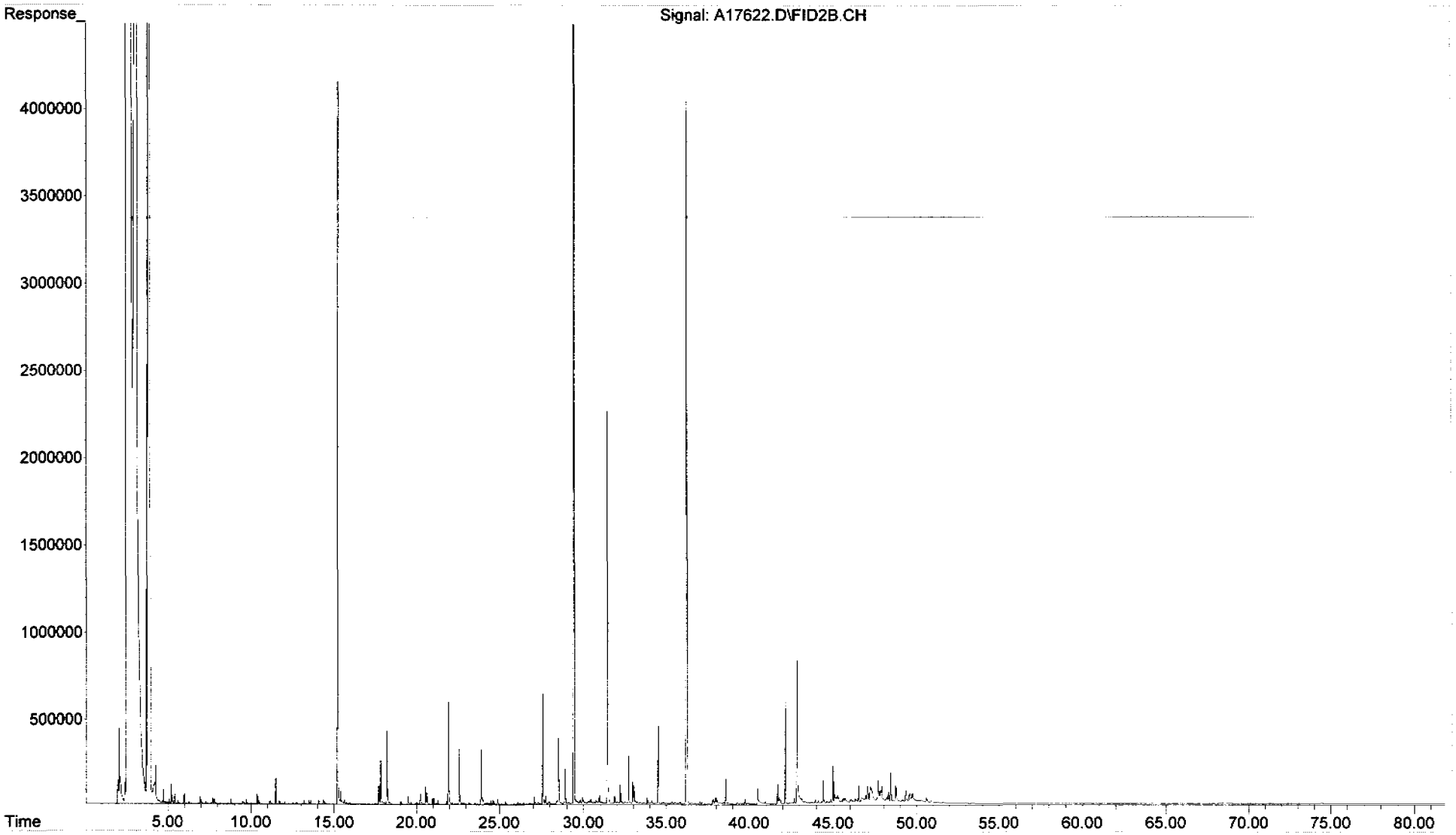

Duplicate
Total Saturated Hydrocarbons by GC/FID

ALPHA WOODS HOLE LABS

Client: **NewFields**
Project: **PSANDS-Former Clifton MGP Site**
Client ID: **GPESB-6WA (13.5-14.5')**
Case: **N/A** SDG: **N/A**
Matrix: **Soil**

Lab Code: **MA00030**
ETR: **0710062**
Lab ID: **0710062-01**
Associated Blank: **SS101607B13**
Concentration Units: **mg/Kg**

Date Collected	Date Received	Date Extracted	Percent Solid	Analyst
10/03/07	10/06/07	10/16/07	71.8	AC

Parameter	Sample Result	Duplicate Result	RPD	RPD Limit
Total Petroleum Hydrocarbons (C9-C44)	**540**	**650**	20	30

N/A - Not Applicable

Surrogate	% Recovery		Acceptance Range (%)
ortho-Terphenyl	99	97	50-130
d50-Tetracosane	93	91	50-130

Concentrations reported as calculated values, which includes rounding for significant figures. RPD values are reported based on the unrounded calculated result.

11/12/07 15:29

Form I
Total Saturated Hydrocarbons by GC/FID

ALPHA WOODS HOLE LABS

Client: **NewFields**
Project: **PSANDS-Former Clifton MGP Site**
Client ID: **GPESB-7A (15-16')**
Case: **N/A** SDG: **N/A**
Matrix: **Soil**

Lab Code: **MA00030**
ETR: **0710062**
Lab ID: **0710062-02**
Associated Blank: **SS101607B13**
Concentration Units: **mg/Kg**

Date Collected	Date Received	Date Extracted	Date Analyzed	Percent Solid	Sample Amount (g)	Final Volume (ml)	Dilution Factor	Analyst
10/03/07	10/06/07	10/16/07	10/31/07	64.8	10.00	8.7	1	AC

Parameter	Result
Total Petroleum Hydrocarbons (C9-C44)	**5300**

N/A - Not Applicable

Surrogate	% Recovery	Acceptance Range (%)
ortho-Terphenyl	90	50-130
d50-Tetracosane	89	50-130

11/12/07 15:31

Quantitation Report (QT Reviewed)

Data Path : O:\FORENSICS\DATA\PAH1\OCT07\OCT29.SEC\
Data File : A17624.D
Signal(s) : FID2B.CH
Acq On : 31 Oct 2007 9:11 am
Operator : AC
Sample : 0710062-02-AFID
Misc : 1X
ALS Vial : 76 Sample Multiplier: 1

Integration File: SHCINT1.E
Quant Time: Nov 01 11:11:00 2007
Quant Method : C:\MSDCHEM\1\METHODS\HC10920K.M
Quant Title : FID Forensics
QLast Update : Fri Oct 19 13:42:18 2007
Response via : Initial Calibration
Integrator: ChemStation 6890 Scale Mode: Large solvent peaks clipped

Volume Inj. : 1.0
Signal Phase : Rtx-5MS
Signal Info : 0.25mm

Compound	R.T.	Response	Conc Units
Internal Standards			
1) I 5-alpha-androstane	31.46	45903048	50.000 ug/mLm
System Monitoring Compounds			
19) s ortho-terphenyl	29.43	97539533	103.145 ug/mLm
Spiked Amount 50.000 Range 50 - 130		Recovery = 206.29%#	
24) s d50-Tetracosane	36.24	88206620	102.148 ug/mLm
Spiked Amount 50.000 Range 50 - 130		Recovery = 204.30%#	
Target Compounds			
42) h C9-C44 Total Petroleum Hyd	41.42	3822321139	4100.255 ug/mL
46) h Total Resolved Hydrocarbon	41.42	2882454362	3092.048 ug/L

(f)=RT Delta > 1/2 Window (m)=manual int.

File :O:\Forensics\Data\PAH1\Oct07\OCT29.SEC\A17624.D
Operator : AC
Acquired : 31 Oct 2007 9:11 am using AcqMethod FRNC1D.M
Instrument : PAH-1
Sample Name: 0710062-02-AFID
Misc Info : 1X
Vial Number: 76

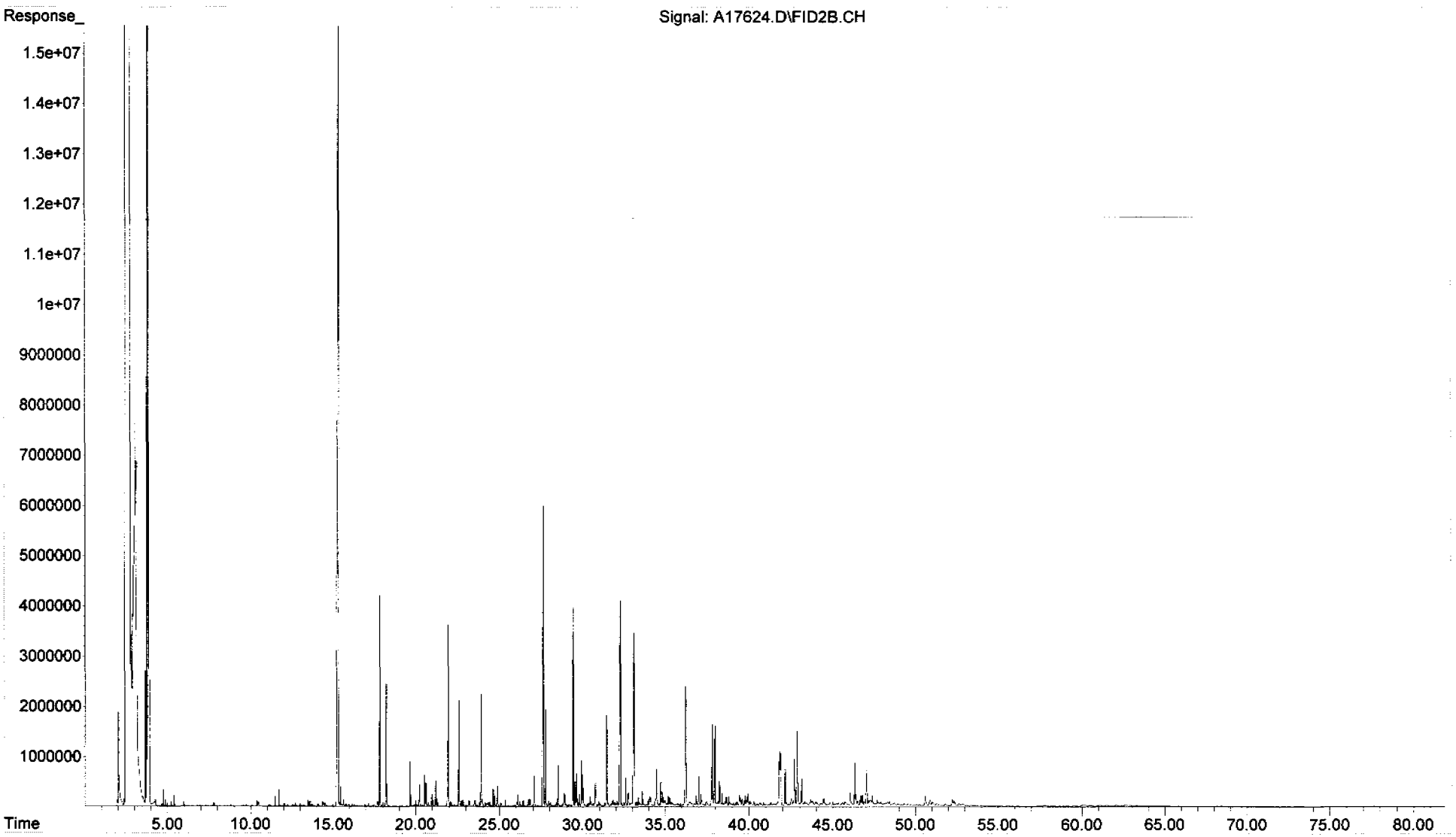

Form I
Total Saturated Hydrocarbons by GC/FID

ALPHA WOODS HOLE LABS

Client: **NewFields**
Project: **PSANDS-Former Clifton MGP Site**
Client ID: **Blank**
Case: **N/A** SDG: **N/A**
Matrix: **Soil**

Lab Code: **MA00030**
ETR: **0710062**
Lab ID: **SS101607B13**
Associated Blank: **N/A**
Concentration Units: **mg/Kg**

Date Collected	Date Received	Date Extracted	Date Analyzed	Percent Solid	Sample Amount (g)	Final Volume (ml)	Dilution Factor	Analyst
N/A	N/A	10/16/07	10/31/07	100	30.00	2	1	AC

Parameter	Result
Total Petroleum Hydrocarbons (C9-C44)	3.1

N/A - Not Applicable

Surrogate	% Recovery	Acceptance Range (%)
ortho-Terphenyl	96	50-130
d50-Tetracosane	88	50-130

11/12/07 15:20

Quantitation Report (QT Reviewed)

Data Path : O:\FORENSICS\DATA\PAH1\OCT07\OCT29.SEC\
Data File : A17614.D
Signal(s) : FID2B.CH
Acq On : 31 Oct 2007 1:30 am
Operator : AC
Sample : SS101607B13-AFID
Misc : 1X ETR0710062
ALS Vial : 71 Sample Multiplier: 1

Integration File: SHCINT1.E
Quant Time: Nov 01 11:08:00 2007
Quant Method : C:\MSDCHEM\1\METHODS\HC10920K.M
Quant Title : FID Forensics
QLast Update : Fri Oct 19 13:42:18 2007
Response via : Initial Calibration
Integrator: ChemStation 6890 Scale Mode: Large solvent peaks clipped

Volume Inj. : 1.0
Signal Phase : Rtx-5MS
Signal Info : 0.25mm

Compound	R.T.	Response	Conc Units
Internal Standards			
1) I 5-alpha-androstane	31.44	44198848	50.000 ug/mLm
System Monitoring Compounds			
19) s ortho-terphenyl	29.39	21825209	23.969 ug/mLm
Spiked Amount 50.000	Range 50 - 130	Recovery =	47.94%#
24) s d50-Tetracosane	36.20	18255446	21.956 ug/mLm
Spiked Amount 50.000	Range 50 - 130	Recovery =	43.91%#
Target Compounds			
42) h C9-C44 Total Petroleum Hyd	41.42	199393628	222.139 ug/mL
46) h Total Resolved Hydrocarbon	41.42	5398601	6.014 ug/L

(f)=RT Delta > 1/2 Window (m)=manual int.

File :O:\FORENSICS\DATA\PAH1\OCT07\OCT29.SEC\A17614.D
Operator : AC
Acquired : 31 Oct 2007 1:30 am using AcqMethod FRNC1D.M
Instrument : PAH-1
Sample Name: SS101607B13-AFID
Misc Info : 1X ETR0710062
Vial Number: 71

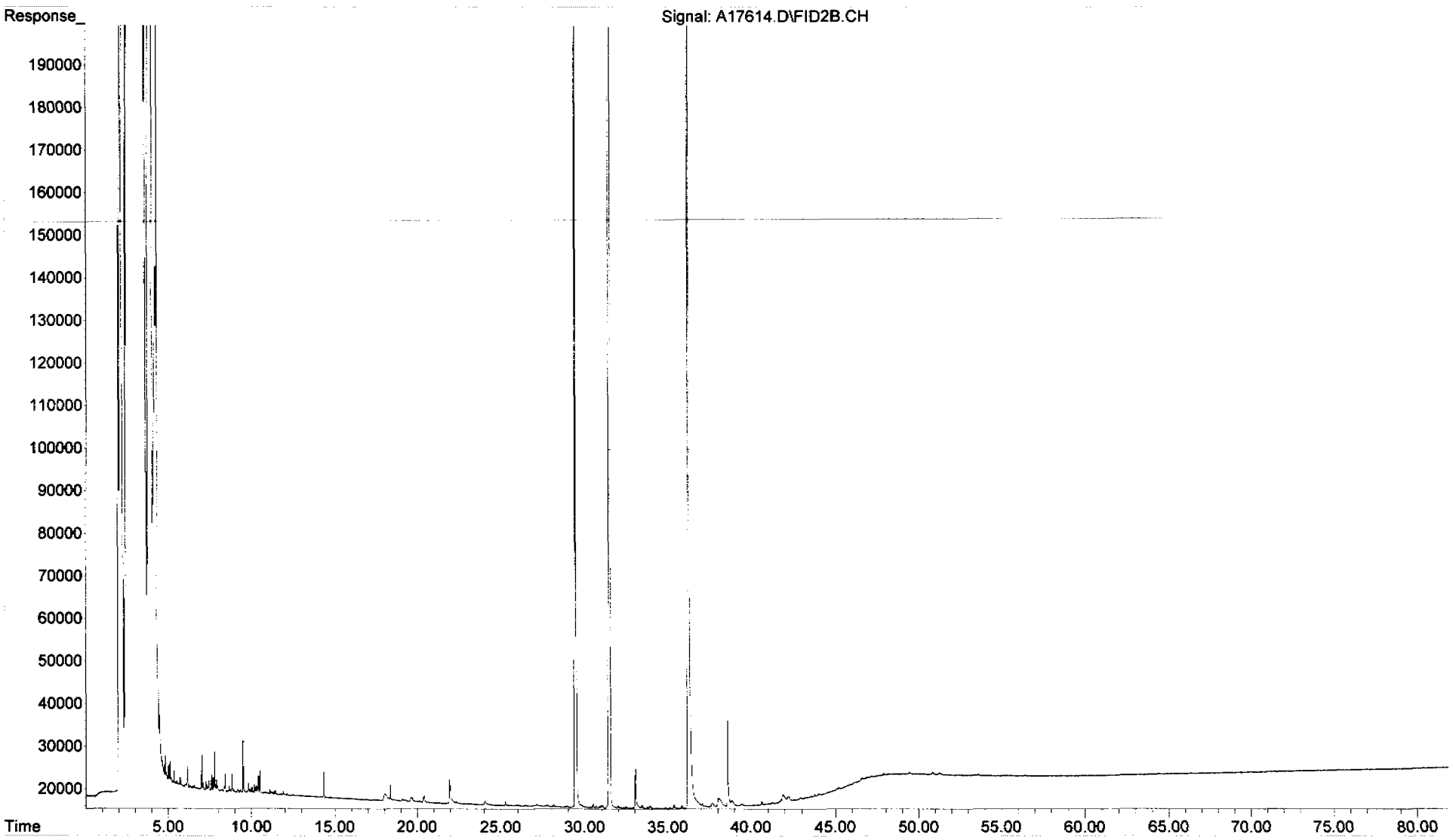

Form III
Spike Recovery Summary
Total Saturated Hydrocarbons by GC/FID

ALPHA WOODS HOLE LABS

Client: **NewFields**
Project: **PSANDS-Former Clifton MGP Site**
Client ID: **Laboratory Control Sample**
Case: **N/A** SDG: **N/A**
Matrix: **Soil**

Lab Code: **MA00030**
ETR: **0710062**
Lab ID: **See Below**
Associated Blank: **SS101607B13**
Concentration Units: **mg/Kg**

Date Collected	Date Received	Date Extracted	Percent Solid	Analyst
N/A	N/A	10/16/07	100	AC

Lab ID:	SS101607B13		SS101607LCS04		SS101607LCSD04				
Parameter	**Blank Conc.**		**LCS Conc.**	**LCS % Recovery**	**LCSD Conc.**	**LCSD % Recovery**	**% RPD**	**RPD Limit**	**% Recovery Limits**
n-Nonane (C9)	0.067	U	1.2	72	1.2	71	1	30	50-130
n-Decane (C10)	0.067	U	1.4	85	1.4	85	0	30	50-130
n-Dodecane (C12)	0.067	U	1.5	90	1.5	90	0	30	50-130
n-Tetradecane (C14)	0.067	U	1.6	97	1.6	96	1	30	50-130
n-Hexadecane (C16)	0.067	U	1.7	101	1.7	101	0	30	50-130
n-Octadecane (C18)	0.067	U	1.7	102	1.7	103	0	30	50-130
n-Nonadecane (C19)	0.067	U	1.6	99	1.6	99	0	30	50-130
n-Eicosane (C20)	0.067	U	1.7	104	1.8	105	1	30	50-130
n-Docosane (C22)	0.067	U	1.8	106	1.8	107	1	30	50-130
n-Tetracosane (C24)	0.067	U	1.7	100	1.7	101	1	30	50-130
n-Hexacosane (C26)	0.067	U	1.7	101	1.7	102	1	30	50-130
n-Octacosane (C28)	0.067	U	1.6	96	1.6	97	2	30	50-130
n-Triacontane (C30)	0.067	U	1.5	92	1.6	95	3	30	50-130
n-Hexatriacontane (C36)	0.067	U	1.0	61	1.1	66	9	30	50-130

Surrogate	% Recovery		Acceptance Range (%)
ortho-Terphenyl	99	97	50-130
d50-Tetracosane	91	91	50-130

N/A - Not Applicable
U - The analyte was analyzed for but not detected at the sample specific level reported.

Concentrations reported as calculated values, which includes rounding for significant figures. Percent recoveries and RPD values are calculated from the unrounded result.

11/12/07 15:40

Form I
Total Saturated Hydrocarbons by GC/FID

ALPHA WOODS HOLE LABS

Client: **NewFields**
Project: **PSANDS-Former Clifton MGP Site**
Client ID: **Laboratory Control Sample**
Case: **N/A** SDG: **N/A**
Matrix: **Soil**

Lab Code: **MA00030**
ETR: **0710062**
Lab ID: **SS101607LCS04**
Associated Blank: **SS101607B13**
Concentration Units: **mg/Kg**

Date Collected	Date Received	Date Extracted	Date Analyzed	Percent Solid	Sample Amount (g)	Final Volume (ml)	Dilution Factor	Analyst
N/A	N/A	10/16/07	10/31/07	100	30.00	2	1	AC

Parameter	Result
Total Petroleum Hydrocarbons (C9-C44)	**25**

N/A - Not Applicable

Surrogate	% Recovery	Acceptance Range (%)
ortho-Terphenyl	99	50-130
d50-Tetracosane	91	50-130

11/12/07 15:20

Quantitation Report (QT Reviewed)

Data Path : O:\FORENSICS\DATA\PAH1\OCT07\OCT29.SEC\
Data File : A17616.D
Signal(s) : FID2B.CH
Acq On : 31 Oct 2007 3:02 am
Operator : AC
Sample : SS101607LCS04-AFID
Misc : 1X ETR0710062
ALS Vial : 72 Sample Multiplier: 1

Integration File: SHCINT1.E
Quant Time: Nov 01 11:09:00 2007
Quant Method : C:\MSDCHEM\1\METHODS\HC10920K.M
Quant Title : FID Forensics
QLast Update : Fri Oct 19 13:42:18 2007
Response via : Initial Calibration
Integrator: ChemStation 6890 Scale Mode: Large solvent peaks clipped

Volume Inj. : 1.0
Signal Phase : Rtx-5MS
Signal Info : 0.25mm

Compound	R.T.	Response	Conc Units
Internal Standards			
1) I 5-alpha-androstane	31.44	40101882	50.000 ug/mLm
System Monitoring Compounds			
19) s ortho-terphenyl	29.39	20441143	24.743 ug/mLm
Spiked Amount 50.000 Range 50 - 130		Recovery =	49.49%#
24) s d50-Tetracosane	36.20	17112869	22.684 ug/mLm
Spiked Amount 50.000 Range 50 - 130		Recovery =	45.37%#
Target Compounds			
3) t n-Nonane (C9)	7.96	13158166	17.990 ug/mLm
4) t n-Decane (C10)	10.49	15838074	21.229 ug/mLm
6) t n-Dodecane (C12)	15.46	17216880	22.407 ug/mLm
9) t n-Tetradecane (C14)	19.98	18970612	24.286 ug/mLm
12) t n-Hexadecane (C16)	24.01	19920018	25.195 ug/mLm
16) t n-Octadecane (C18)	27.63	20434490	25.603 ug/mLm
18) t n-Nonadecane (C19)	29.32	19983123	24.637 ug/mL
20) t n-Eicosane (C20)	30.94	20828259	26.061 ug/mLm
22) t n-Docosane (C22)	33.96	20951845	26.622 ug/mLm
25) t n-Tetracosane (C24)	36.74	21001087	24.951 ug/mLm
27) t n-Hexacosane (C26)	39.31	21007371	25.213 ug/mLm
29) t n-Octacosane (C28)	41.70	19947800	23.889 ug/mLm
31) t n-Triacontane (C30)	43.95	19410170	23.066 ug/mLm
37) t n-Hexatriacontane (C36)	50.76	13004772	15.212 ug/mLm
42) h C9-C44 Total Petroleum Hyd	41.42	461765283	566.998 ug/mL
46) h Total Resolved Hydrocarbon	41.42	257067411	315.651 ug/L

(f)=RT Delta > 1/2 Window (m)=manual int.

File :O:\Forensics\Data\PAH1\Oct07\OCT29.SEC\A17616.D
Operator : AC
Acquired : 31 Oct 2007 3:02 am using AcqMethod FRNC1D.M
Instrument : PAH-1
Sample Name: SS101607LCS04-AFID
Misc Info : 1X ETR0710062
Vial Number: 72

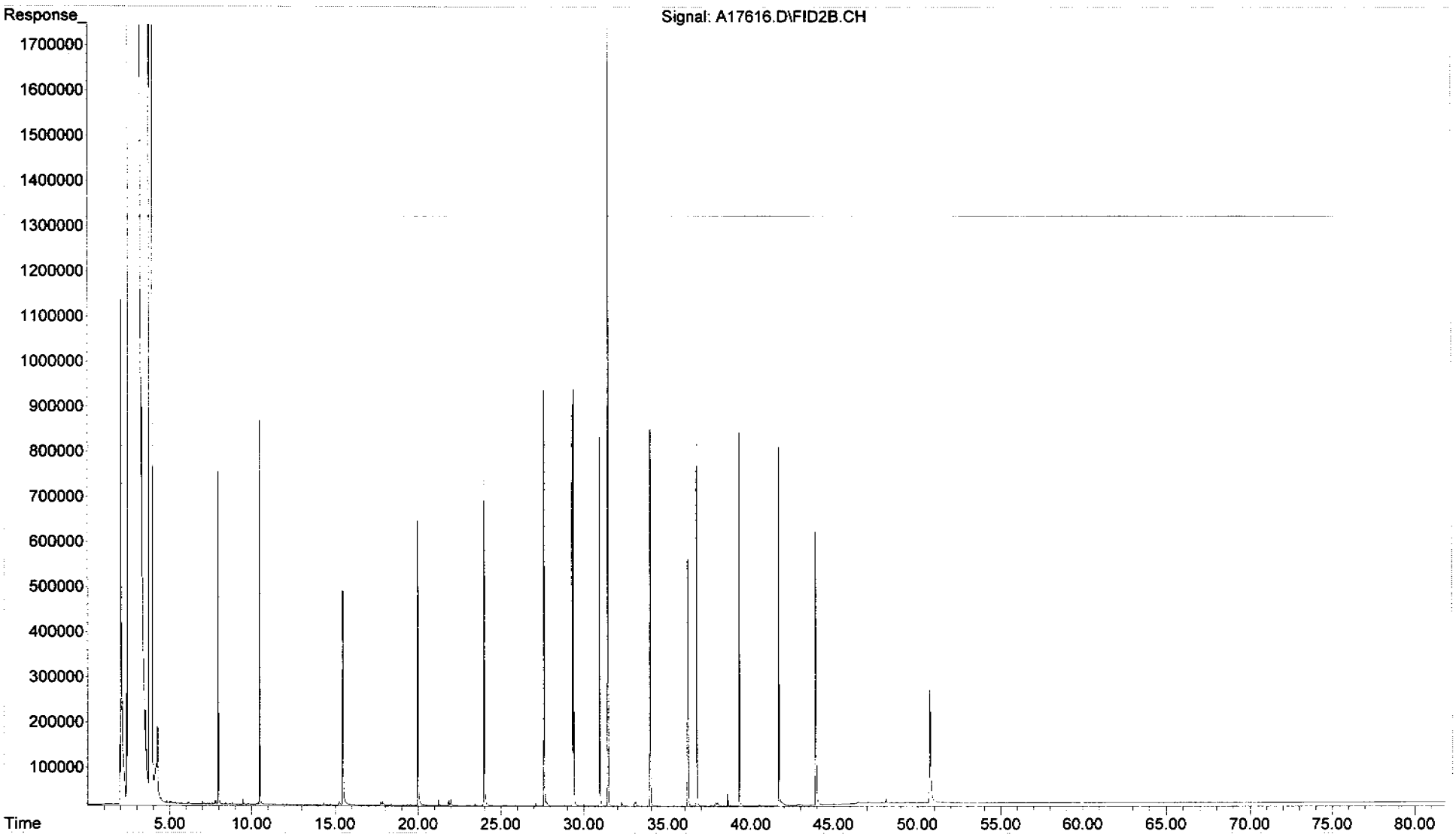

Form I
Total Saturated Hydrocarbons by GC/FID

ALPHA WOODS HOLE LABS

Client: **NewFields**
Project: **PSANDS-Former Clifton MGP Site**
Client ID: **Laboratory Control Sample Dup**
Case: **N/A** SDG: **N/A**
Matrix: **Soil**

Lab Code: **MA00030**
ETR: **0710062**
Lab ID: **SS101607LCSD04**
Associated Blank: **SS101607B13**
Concentration Units: **mg/Kg**

Date Collected	Date Received	Date Extracted	Date Analyzed	Percent Solid	Sample Amount (g)	Final Volume (ml)	Dilution Factor	Analyst
N/A	N/A	10/16/07	10/31/07	100	30.00	2	1	AC

Parameter	Result
Total Petroleum Hydrocarbons (C9-C44)	**26**

N/A - Not Applicable

Surrogate	% Recovery	Acceptance Range (%)
ortho-Terphenyl	97	50-130
d50-Tetracosane	91	50-130

11/12/07 15:21

Quantitation Report (QT Reviewed)

Data Path : O:\FORENSICS\DATA\PAH1\OCT07\OCT29.SEC\
Data File : A17618.D
Signal(s) : FID2B.CH
Acq On : 31 Oct 2007 4:34 am
Operator : AC
Sample : SS101607LCSD04-AFID
Misc : 1X ETR0710062
ALS Vial : 73 Sample Multiplier: 1

Integration File: SHCINT1.E
Quant Time: Nov 01 11:09:00 2007
Quant Method : C:\MSDCHEM\1\METHODS\HC10920K.M
Quant Title : FID Forensics
QLast Update : Fri Oct 19 13:42:18 2007
Response via : Initial Calibration
Integrator: ChemStation 6890 Scale Mode: Large solvent peaks clipped

Volume Inj. : 1.0
Signal Phase : Rtx-5MS
Signal Info : 0.25mm

Compound	R.T.	Response	Conc Units
Internal Standards			
1) I 5-alpha-androstane	31.45	43697232	50.000 ug/mLm
System Monitoring Compounds			
19) s ortho-terphenyl	29.39	21817769	24.236 ug/mLm
Spiked Amount 50.000 Range 50 - 130		Recovery =	48.47%#
24) s d50-Tetracosane	36.20	18614198	22.644 ug/mLm
Spiked Amount 50.000 Range 50 - 130		Recovery =	45.29%#
Target Compounds			
3) t n-Nonane (C9)	7.96	14229321	17.854 ug/mLm
4) t n-Decane (C10)	10.49	17263883	21.236 ug/mLm
6) t n-Dodecane (C12)	15.46	18828575	22.488 ug/mLm
9) t n-Tetradecane (C14)	19.97	20390244	23.956 ug/mLm
12) t n-Hexadecane (C16)	24.01	21741942	25.237 ug/mLm
16) t n-Octadecane (C18)	27.63	22294312	25.635 ug/mLm
18) t n-Nonadecane (C19)	29.32	21866328	24.741 ug/mL
20) t n-Eicosane (C20)	30.94	22831131	26.216 ug/mLm
22) t n-Docosane (C22)	33.96	22970485	26.786 ug/mLm
25) t n-Tetracosane (C24)	36.74	23057243	25.140 ug/mLm
27) t n-Hexacosane (C26)	39.31	23129819	25.477 ug/mLm
29) t n-Octacosane (C28)	41.70	22121355	24.312 ug/mLm
31) t n-Triacontane (C30)	43.95	21728227	23.696 ug/mLm
37) t n-Hexatriacontane (C36)	50.75	15431616	16.566 ug/mLm
42) h C9-C44 Total Petroleum Hyd	41.42	497405610	560.508 ug/mL
46) h Total Resolved Hydrocarbon	41.42	282531940	318.375 ug/L

(f)=RT Delta > 1/2 Window (m)=manual int.

File :O:\Forensics\Data\PAH1\Oct07\OCT29.SEC\A17618.D
Operator : AC
Acquired : 31 Oct 2007 4:34 am using AcqMethod FRNC1D.M
Instrument : PAH-1
Sample Name: SS101607LCSD04-AFID
Misc Info : 1X ETR0710062
Vial Number: 73

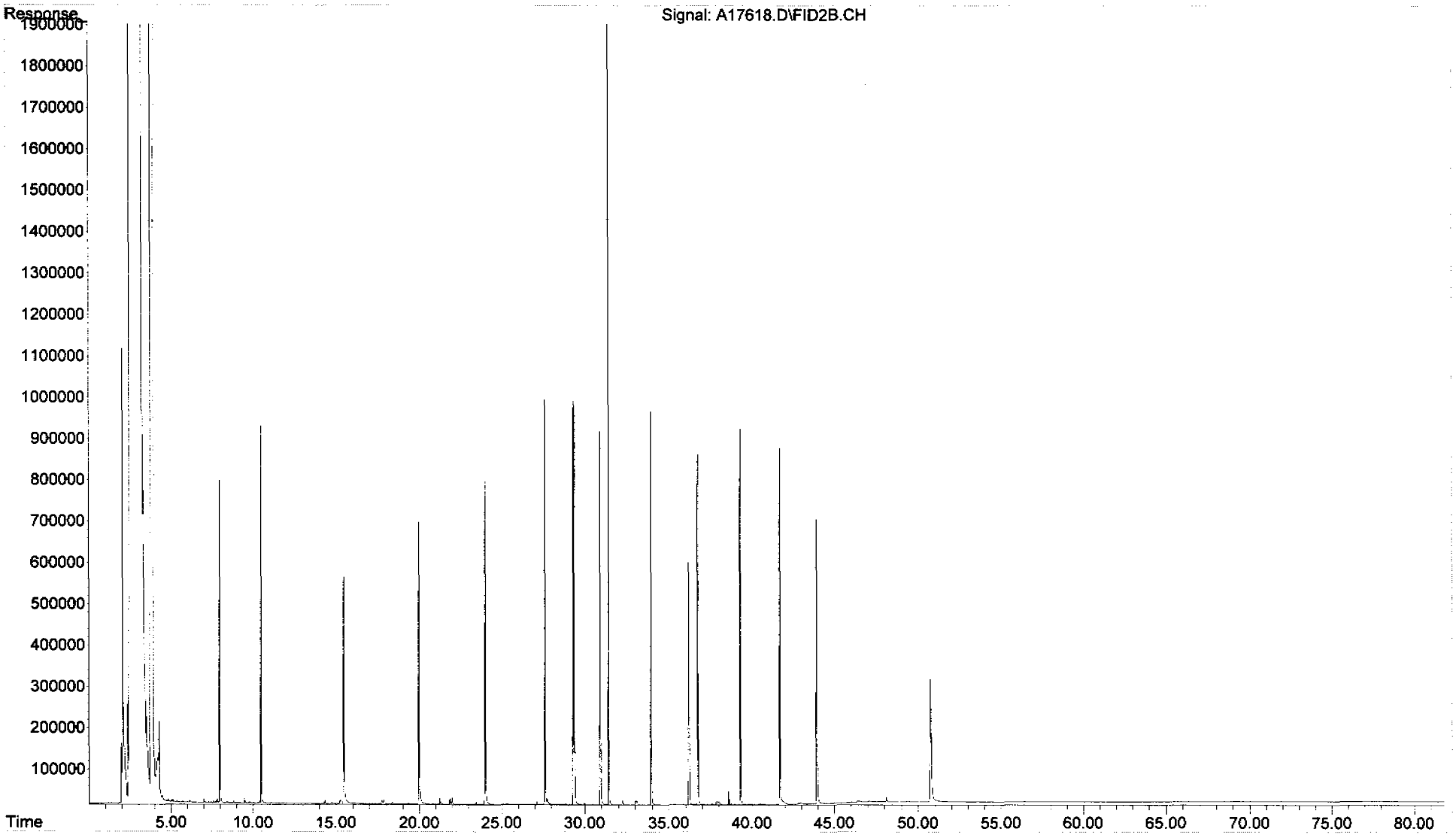

Form III
Spike Recovery Summary
Total Saturated Hydrocarbons by GC/FID

ALPHA WOODS HOLE LABS

Client: **NewFields**
Project: **PSANDS-Former Clifton MGP Site**
Client ID: **Alaska North Slope Crude**
Case: **N/A** SDG: **N/A**
Matrix: **Oil**

Lab Code: **MA00030**
ETR: **0710062**
Lab ID: **TS111207AWS01**
Associated Blank: **N/A**
Concentration Units: **mg/Kg**

Date Collected	Date Received	Date Extracted	Percent Solid	Analyst
N/A	N/A	N/A	100	AC

Parameter	True Conc.	Conc.	% Recovery	% Recovery Limits
Total Petroleum Hydrocarbons (C9-C44)	623913	590000	94	65-135

N/A - Not Applicable

Concentrations reported as calculated values, which includes rounding for significant figures. Percent recoveries and RPD values are calculated from the unrounded result.

11/12/07 15:39

Form I
Alaska North Slope Crude
Total Saturated Hydrocarbons by GC/FID

ALPHA WOODS HOLE LABS

Client: **NewFields**
Project: **PSANDS-Former Clifton MGP Site**
Client ID: **Alaska North Slope Crude**
Case: **N/A** SDG: **N/A**
Matrix: **Oil**

Lab Code: **MA00030**
ETR: **0710062**
Lab ID: **TS111207AWS01**
Associated Blank: **N/A**
Concentration Units: **mg/Kg**

Date Collected	Date Received	Date Extracted	Date Analyzed	Percent Solid	Sample Amount (g)	Final Volume (ml)	Dilution Factor	Analyst
N/A	N/A	N/A	10/30/07	100	0.09975	10	1	AC

Parameter	Result
Total Petroleum Hydrocarbons (C9-C44)	**590000**

N/A - Not Applicable

11/12/07 15:39

Quantitation Report (QT Reviewed)

Data Path : O:\FORENSICS\DATA\PAH1\OCT07\OCT29.SEC\
Data File : A17586.D
Signal(s) : FID2B.CH
Acq On : 30 Oct 2007 2:23 am
Operator : AC
Sample : TS111207AWS01
Misc : 1X
ALS Vial : 56 Sample Multiplier: 1

Integration File: SHCINT1.E
Quant Time: Nov 01 11:01:00 2007
Quant Method : C:\MSDCHEM\1\METHODS\HC10920K.M
Quant Title : FID Forensics
QLast Update : Fri Oct 19 13:42:18 2007
Response via : Initial Calibration
Integrator: ChemStation 6890 Scale Mode: Large solvent peaks clipped

Volume Inj. : 1.0
Signal Phase : Rtx-5MS
Signal Info : 0.25mm

Compound	R.T.	Response	Conc Units
Internal Standards			
1) I 5-alpha-androstane	31.47	47217069	50.000 ug/mLm
System Monitoring Compounds			
19) s ortho-terphenyl	29.42	48399412	49.756 ug/mLm
Spiked Amount 50.000 Range 50 - 130		Recovery =	99.51%
24) s d50-Tetracosane	36.22	44871846	50.518 ug/mLm
Spiked Amount 50.000 Range 50 - 130		Recovery =	101.04%
Target Compounds			
2) t n-Octane (C8)	5.68	45594345	56.156 ug/mLm
3) t n-Nonane (C9)	7.97	38241658	44.405 ug/mLm
4) t n-Decane (C10)	10.50	36184462	41.192 ug/mLm
5) t n-Undecane (C11)	13.03	37251198	42.118 ug/mLm
6) t n-Dodecane (C12)	15.47	35788545	39.558 ug/mLm
7) t n-Tridecane (C13)	17.78	40827186	44.878 ug/mLm
8) t 1380	19.47	8266330	8.988 ug/mLm
9) t n-Tetradecane (C14)	19.98	38249100	41.588 ug/mLm
10) t 1470	21.27	16529173	17.701 ug/mLm
11) t n-Pentadecane (C15)	22.05	35074746	37.562 ug/mLm
12) t n-Hexadecane (C16)	24.01	33562093	36.053 ug/mLm
13) t 1650	24.92	9968343	10.635 ug/mLm
14) t n-Heptadecane (C17)	25.87	30150877	32.168 ug/mLm
15) t Pristane	25.98	19565562	21.408 ug/mLm
16) t n-Octadecane (C18)	27.65	25192263	26.808 ug/mLm
17) t Phytane	27.81	12479290	13.207 ug/mLm
18) t n-Nonadecane (C19)	29.33	23310494	24.409 ug/mLm
20) t n-Eicosane (C20)	30.95	23059507	24.505 ug/mLm
21) t n-Heneicosane (C21)	32.49	22340338	23.141 ug/mLm
22) t n-Docosane (C22)	33.97	20806347	22.454 ug/mLm
23) t n-Tricosane (C23)	35.38	19085832	19.752 ug/mLm
25) t n-Tetracosane (C24)	36.75	18294649	18.460 ug/mLm
26) t n-Pentacosane (C25)	38.06	16160400	16.622 ug/mLm
27) t n-Hexacosane (C26)	39.32	15161160	15.455 ug/mLm
28) t n-Heptacosane (C27)	40.54	11554792	11.926 ug/mLm
29) t n-Octacosane (C28)	41.71	9358350	9.518 ug/mLm
30) t n-Nonacosane (C29)	42.85	7519742	7.472 ug/mLm
31) t n-Triacontane (C30)	43.95	6621261	6.683 ug/mLm
32) t n-Hentriacontane (C31)	45.02	6750115	6.729 ug/mLm
33) t n-Dotriacontane (C32)	46.05	4088390	4.223 ug/mLm
34) t n-Tritriacontane (C33)	47.05	4362794	4.399 ug/mLm
35) t n-tetratriacontane (C34)	48.13	3961622	3.933 ug/mLm
36) t n-Pentatriacontane (C35)	49.36	3310400	3.416 ug/mLm
37) t n-Hexatriacontane (C36)	50.77	2366007	2.351 ug/mLm

Quantitation Report (QT Reviewed)

Data Path : O:\FORENSICS\DATA\PAH1\OCT07\OCT29.SEC\
Data File : A17586.D
Signal(s) : FID2B.CH
Acq On : 30 Oct 2007 2:23 am
Operator : AC
Sample : TS111207AWS01
Misc : 1X
ALS Vial : 56 Sample Multiplier: 1

Integration File: SHCINT1.E
Quant Time: Nov 01 11:01:00 2007
Quant Method : C:\MSDCHEM\1\METHODS\HC10920K.M
Quant Title : FID Forensics
QLast Update : Fri Oct 19 13:42:18 2007
Response via : Initial Calibration
Integrator: ChemStation 6890 Scale Mode: Large solvent peaks clipped

Volume Inj. : 1.0
Signal Phase : Rtx-5MS
Signal Info : 0.25mm

		Compound	R.T.	Response	Conc	Units
38)	t	n-Heptatriacontane (C37)	52.41	2057891	1.988	ug/mLm
39)	t	n-Octatriacontane (C38)	54.34	1960220	1.915	ug/mLm
40)	t	n-Nonatriacontane (C39)	56.61	1515065	1.468	ug/mLm
41)	t	n-Tetracontane (C40)	59.31	1585908	1.537	ug/mLm
42)	h	C9-C44 Total Petroleum Hyd	41.42	5856746031	6107.769	ug/mL
43)	h	C10-C28 DRO	27.17	3980114605	4150.704	ug/mL
44)	h	C9-C36 DRO	27.17	5210773309	5434.110	UG/ML
45)	h	C28-C40 ORO	50.91	1392197735	1451.868	ug/mL
46)	h	Total Resolved Hydrocarbon	41.42	1586327384	1654.318	ug/L

(f)=RT Delta > 1/2 Window (m)=manual int.

File :O:\Forensics\Data\PAH1\Oct07\OCT29.SEC\A17586.D
Operator : AC
Acquired : 30 Oct 2007 2:23 am using AcqMethod FRNC1D.M
Instrument : PAH-1
Sample Name: TS111207AWS01
Misc Info : 1X
Vial Number: 56

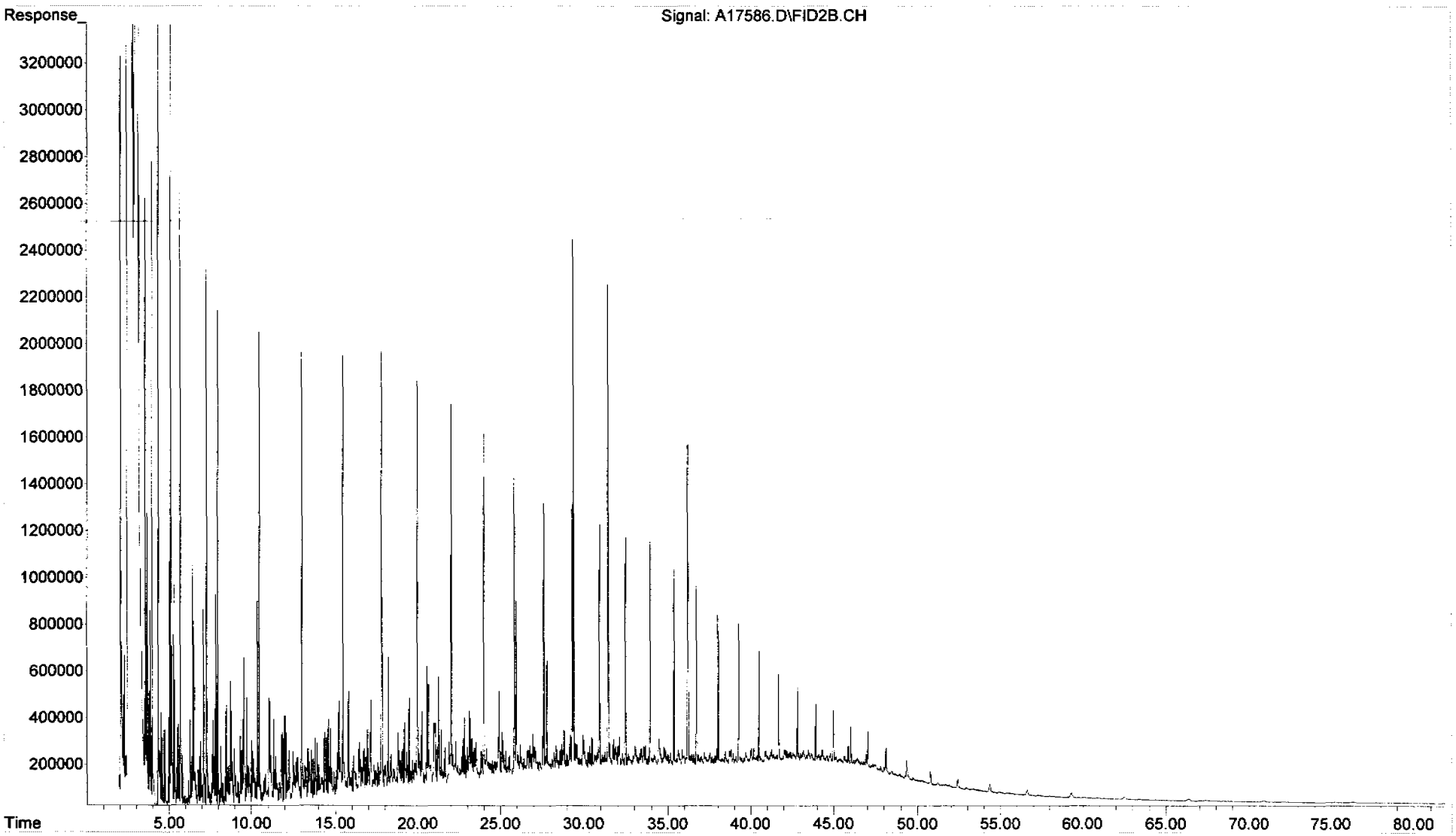

Instrument Blank Association

ETR: 0710062

Project: PSANDS-Former Clifton MGP Site

	Associated Instrument Blank	
Sample ID	**Laboratory ID**	**File ID**
0710062-01	IB110290705	A17613A
0710062-01D	IB110290705	A17613A
0710062-02	IB110290705	A17613A
SS101607B13	IB110290705	A17613A
SS101607LCS04	IB110290705	A17613A
SS101607LCSD04	IB110290705	A17613A
TS111207AWS01	IB110290701	A17592

Quantitation Report (QT Reviewed)

Data Path : O:\FORENSICS\DATA\PAH1\OCT07\OCT29.SEC\
Data File : A17592.D
Signal(s) : FID2B.CH
Acq On : 30 Oct 2007 7:00 am
Operator : AC
Sample : IB110290701
Misc :
ALS Vial : 59 Sample Multiplier: 1

Integration File: SHCINT1.E
Quant Time: Nov 01 11:02:00 2007
Quant Method : C:\MSDCHEM\1\METHODS\HC10920K.M
Quant Title : FID Forensics
QLast Update : Fri Oct 19 13:42:18 2007
Response via : Initial Calibration
Integrator: ChemStation 6890 Scale Mode: Large solvent peaks clipped

Volume Inj. : 1.0
Signal Phase : Rtx-5MS
Signal Info : 0.25mm

	Compound	R.T.	Response	Conc Units
Internal Standards				
1) I	5-alpha-androstane	31.50	532	50.000 ug/mLm
System Monitoring Compounds				
Target Compounds				
42) h	C9-C44 Total Petroleum Hyd	41.42	246152522	22769174.653 ug/mL
43) h	C10-C28 DRO	27.17	24178505	2236518.189 ug/mL
44) h	C9-C36 DRO	27.17	72954257	6748288.438 UG/ML
45) h	C28-C40 ORO	50.91	83390415	7713635.865 ug/mL

(f)=RT Delta > 1/2 Window (m)=manual int.

File :O:\FORENSICS\DATA\PAH1\OCT07\OCT29.SEC\A17592.D
Operator : AC
Acquired : 30 Oct 2007 7:00 am using AcqMethod FRNC1D.M
Instrument : PAH-1
Sample Name: IB110290701
Misc Info :
Vial Number: 59

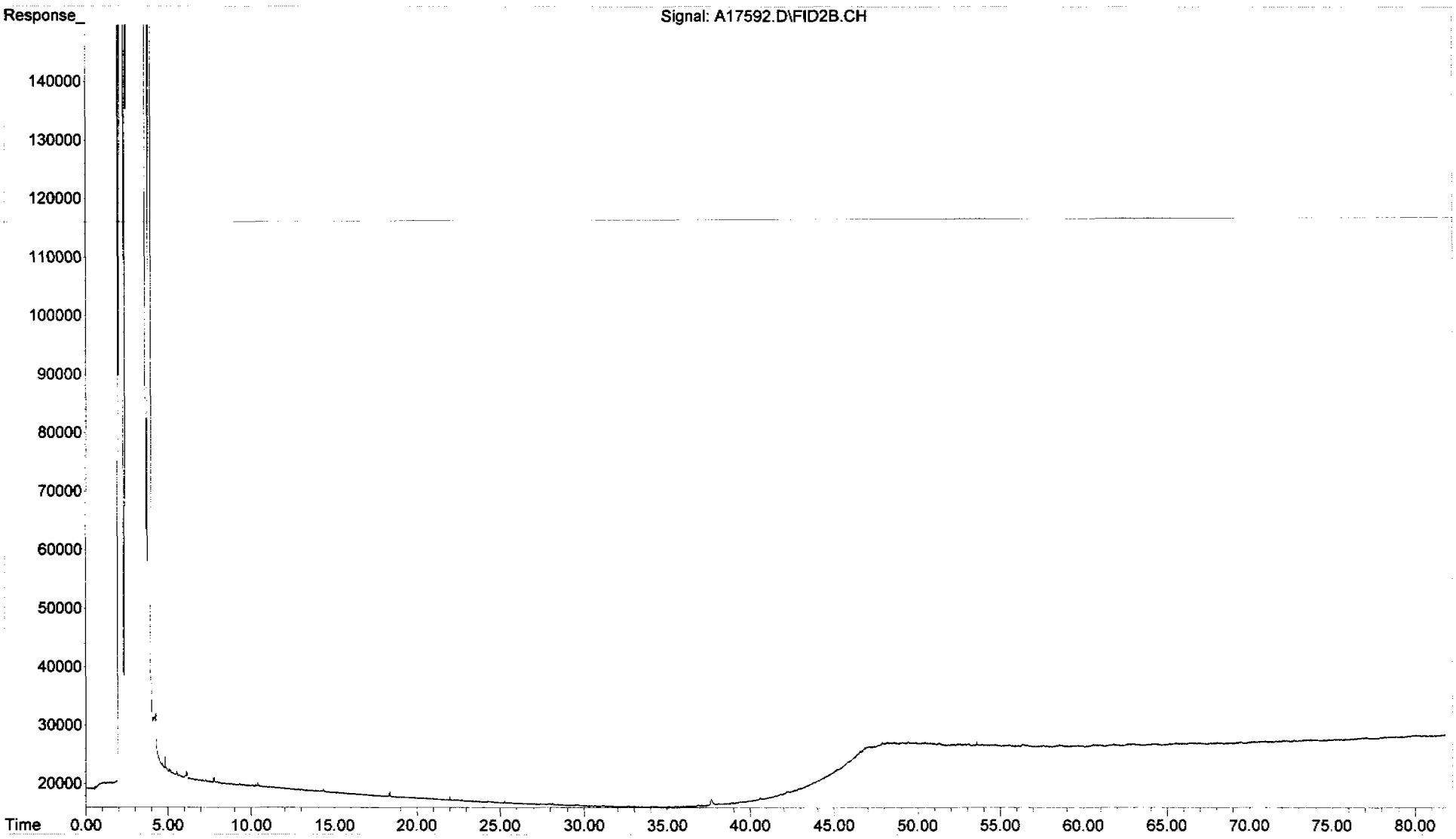

Quantitation Report (QT Reviewed)

Data Path : O:\FORENSICS\DATA\PAH1\OCT07\OCT29.SEC\
Data File : A17613A.D
Signal(s) : FID2B.CH
Acq On : 30 Oct 2007 11:58 pm
Operator : AC
Sample : IB110290705
Misc : DCM
ALS Vial : 70 Sample Multiplier: 1

Integration File: SHCINT1.E
Quant Time: Nov 01 18:03:31 2007
Quant Method : O:\FORENSICS\METHODS\PAH1\SEP07\HC10920K.M
Quant Title : FID Forensics
QLast Update : Mon Oct 15 10:49:07 2007
Response via : Initial Calibration
Integrator: ChemStation 6890 Scale Mode: Large solvent peaks clipped

Volume Inj. : 1.0
Signal Phase : Rtx-5MS
Signal Info : 0.25mm

	Compound	R.T.	Response	Conc Units
Internal Standards				
1) I	5-alpha-androstane	30.66f	4828	50.000 ug/mLm
System Monitoring Compounds				
Target Compounds				
42) h	C9-C44 Total Petroleum Hyd	41.47	158141253	1612754.630 ug/mL
43) h	C10-C28 DRO	27.21	22693410	231431.721 ug/mL
44) h	C9-C36 DRO	27.21	59695470	608785.777 UG/ML
45) h	C28-C40 ORO	50.98	77250828	787818.661 ug/mL

(f)=RT Delta > 1/2 Window (m)=manual int.

File :O:\FORENSICS\DATA\PAH1\OCT07\OCT29.SEC\A17613A.D
Operator : AC
Acquired : 30 Oct 2007 11:58 pm using AcqMethod FRNC1D.M
Instrument : PAH-1
Sample Name: IB110290705
Misc Info : DCM
Vial Number: 70

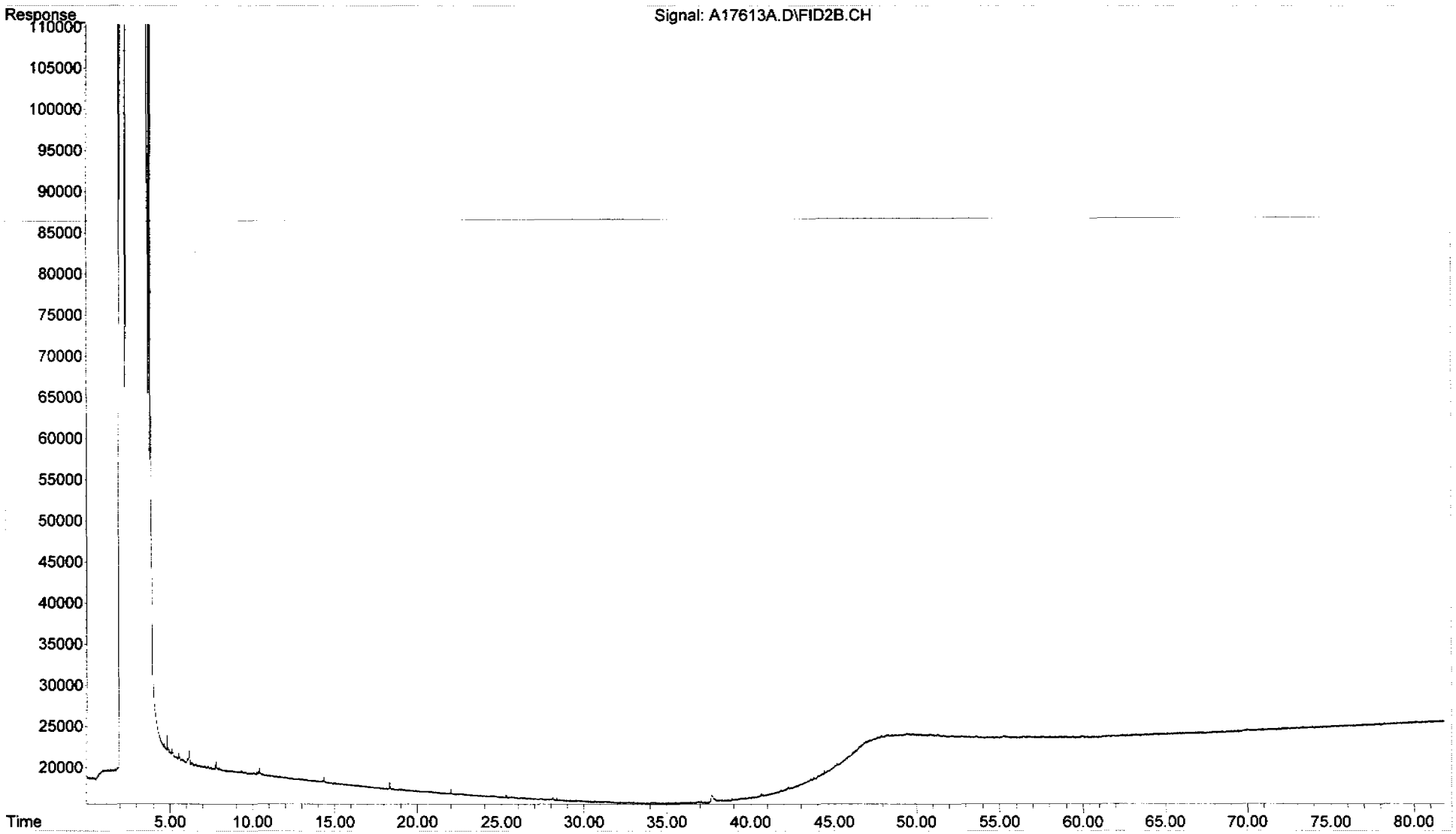

Injection Log

Directory: o:\FORENSICS\Data\PAH1\Oct07\OCT29.SEC

Line	Vial	FileName	Multiplier	SampleName	Misc Info	Injected
1	12	A17568.d	0.		1X	Unrecognized:Un
2	12	A17570.d	0.		1X	29 Oct 2007 10:53
3	12	A17572.d	0.		1X	29 Oct 2007 12:26
4	12	A17574.d	0.		1X	Unrecognized:Un
5	51	A17576.d	0.	C1102901-AFID	1X WHAE84	Unrecognized:Un
6	52	A17578.d	0.	SS101007LCSD05-AFID	1X ETR0710041	Unrecognized:Un
7	51	A17579a.d	0.	C1102901-AFID	CC WHAE84	Unrecognized:Un
8	52	A17579c.d	0.	SS101007LCSD05-AFID	1x ETR0710041	Unrecognized:Un
9	53	A17580.d	0.	DCM-AFID	1X WHAE84	Unrecognized:Un
10	54	A17582.d	0.	DCM-AFID	DCM	29 Oct 2007 23:18
11	55	A17584.d	0.	TS101007B04-AFID	1X ETR0710034	30 Oct 2007 00:50
12	56	A17586.d	0.	TS111207AWS01	1X	Unrecognized:Un
13	57	A17588.d	0.	C1102902		Unrecognized:Un
14	58	A17590.d	0.	DCM-AFID		Unrecognized:Un
15	59	A17592.d	0.	IB110290701		Unrecognized:Un
16	60	A17594.d	0.	SW102307B30-AFID	1X ETR0710130	Unrecognized:Un
17	61	A17596.d	0.	SW102307LCS18-AFID	1X ETR0710130	30 Oct 2007 10:05
18	62	A17598.d	0.	SW102307LCSD15-AFID	1X ETR0710130	30 Oct 2007 11:38
19	63	A17600.d	0.	0710130-01-AFID	1X	Unrecognized:Un
20	64	A17602.d	0.	0710130-02-AFID	1X	Unrecognized:Un
21	65	A17604.d	0.	0710130-03-AFID	1X	Unrecognized:Un
22	66	A17606.d	0.	0710130-04-AFID	1X	Unrecognized:Un
23	67	A17608.d	0.	C1102903-AFID	CC AE84	Unrecognized:Un
24	68	A17610.d	0.	QA AE98-AFID	1X	Unrecognized:Un
25	69	A17612.d	0.	QA AE97-AFID	1X	30 Oct 2007 22:26
26	70	A17613a.d	0.	IB110290705	DCM	30 Oct 2007 23:58
27	71	A17614.d	0.	SS101607B13-AFID	1X ETR0710062	Unrecognized:Un
28	72	A17616.d	0.	SS101607LCS04-AFID	1X ETR0710062	Unrecognized:Un
29	73	A17618.d	0.	SS101607LCSD04-AFID	1X ETR0710062	Unrecognized:Un
30	74	A17620.d	0.	0710062-01-AFID	1X	Unrecognized:Un
31	75	A17622.d	0.	0710062-01D-AFID	1X	Unrecognized:Un
32	76	A17624.d	0.	0710062-02-AFID	1X	Unrecognized:Un
33	100	A17625a.d	0.	TO110107AT01	1X WHAE64	31 Oct 2007 10:43
34	77	A17626.d	0.	C1102904-AFID	CC	31 Oct 2007 12:16
35	78	A17628.d	0.	JEFFS OIL		Unrecognized:Un
36	79	A17630.d	0.	DCM		Unrecognized:Un
37	80	A17632.d	0.	TW092507B16-AFID	1X ERT0709121	Unrecognized:Un
38	81	A17634.d	0.	TW092507LCS11-AFID	1X ERT0709121	Unrecognized:Un
39	82	A17636.d	0.	TW092507LCSD11-AFID	1X ERT0709121	Unrecognized:Un
40	83	A17638.d	0.	0709121-02-AFID	1X	Unrecognized:Un
41	84	A17640.d	0.	0709121-03-AFID	1X	31 Oct 2007 23:25
42	85	A17642.d	0.	DCM-AFID	DCM	01 Nov 2007 00:58
43	86	A17644.d	0.	TO092507B15-AFID	1X ERT0709121	Unrecognized:Un
44	87	A17646.d	0.	TO092507LCS10-AFID	1X ERT0709121	Unrecognized:Un
45	88	A17648.d	0.	TO092507LCSD10-AFID	1X ERT0709121	Unrecognized:Un
46	89	A17650.d	0.	0709121-01-AFID	1X	Unrecognized:Un
47	90	A17652.d	0.	0709121-04-AFID	1X	Unrecognized:Un
48	91	A17654.d	0.	C1102903	CC AE84	01 Nov 2007 11:46
49	92	A17656.d	0.	DCM		Unrecognized:Un
50	93	A17658.d	0.	DCM		Unrecognized:Un
51	94	A17660.d	0.	TS101007B40	1X ETR0710034	Unrecognized:Un
52	95	A17662.d	0.	SO101107B09	1X ETR0708101	Unrecognized:Un
53	96	A17664.d	0.	SO101107LCS04	1X ETR0708101	Unrecognized:Un
54	97	A17666.d	0.	SO101107LCSD04	1X ETR0708101	Unrecognized:Un
55	98	A17668.d	0.	0708101-01	1X	01 Nov 2007 22:38

12 Nov 2007 15:51

Injection Log

Directory: o:\FORENSICS\Data\PAH1\Oct07\OCT29.SEC

Line	Vial	FileName	Multiplier	SampleName	Misc Info	Injected
56	99	A17670.d	0.	0708101-01D	1X	02 Nov 2007 00:12
57	100	A17672.d	0.	0708101-02	1X	Unrecognized:Un
58	1	A17674.d	0.	0708101-03	1X	Unrecognized:Un
59	2	A17676.d	0.	0708101-04	1X	Unrecognized:Un
60	3	A17678.d	0.	0708101-05	1X	02 Nov 2007 10:12
61	4	A17680.d	0.	C1102905-AFID	CC AE84	02 Nov 2007 11:45

PAH #2 Sequence Information

SHC Continuing Calibration: WHAE84 Conc.: 50ug/mL

Alaska North Slope Crude Standard: WHAE15 Conc.: 9.975 mg/mL FID

FID Process Method: HC21017K.M

Supporting Quality Control Results

Form IV
Method Blank Summary
Total Saturated Hydrocarbons by GC/FID

ALPHA WOODS HOLE LABS

Client: **NewFields**
Project: **PSANDS-Former Clifton MGP Site**
Case: **N/A** SDG: **N/A**

Lab Code: **MA00030**
ETR: **0710062**
Lab ID: **SS101607B13**
Date Analyzed: **10/31/07 01:30**

Client ID	Lab ID	Date/Time Analyzed
LCS	SS101607LCS04	10/31/07 03:02
LCSD	SS101607LCSD04	10/31/07 04:34
GPESB-6WA (13.5-14.5')	0710062-01	10/31/07 06:06
GPESB-6WA (13.5-14.5')	0710062-01 D	10/31/07 07:38
GPESB-7A (15-16')	0710062-02	10/31/07 09:11

N/A - Not Applicable

320 Forbes Blvd, Mansfield, MA 02048, (508) 822-9300, Fax (508) 822-3288

Injection Log

Directory: O:\FORENSICS\DATA\PAH1\SEPT07\SEP20.SEC

Line	Vial	FileName	Multiplier	SampleName	Misc Info	Injected
1	51	A16559.d	0.	test	CC	20 Sep 2007 12:39
2	52	A16561.d	0.	C1092001	CC	Unrecognized:Un
3	53	A16563.d	0.	dcm		Unrecognized:Un
4	54	A16565.d	0.	i1092001-afid	L1	Unrecognized:Un
5	55	A16567.d	0.	i1092002-afid	L2	Unrecognized:Un
6	56	A16569.d	0.	i1092003-afid	L3	Unrecognized:Un
7	57	A16571.d	0.	i1092004-afid	L4	Unrecognized:Un
8	58	A16573.d	0.	i1092005-afid	L5	20 Sep 2007 23:17
9	59	A16575.d	0.	q1092001	ICC	21 Sep 2007 00:45
10	60	A16577.d	0.	ans1092001	ANS	Unrecognized:Un
11	61	A16579.d	0.	c1092001	CC	Unrecognized:Un
12	62	A16581.d	0.	dcm-afid	DCM	Unrecognized:Un
13	54	A16587.d	1.	DCM-AFID		Unrecognized:Un
14	55	A16589.d	0.	DCM-AFID	DCM	Unrecognized:Un
15	56	A16591.d	0.	I1092101-AFID	L1	Unrecognized:Un
16	57	A16593.d	0.	I1092102-AFID	L2	Unrecognized:Un
17	58	A16595.d	0.	I1092103-AFID	L3	Unrecognized:Un
18	59	A16597.d	0.	I1092104-AFID	L4	21 Sep 2007 23:05
19	60	A16599.d	0.	I1092105-AFID	L5	22 Sep 2007 00:34
20	61	A16601.d	0.	Q1092101-AFID	ICC	Unrecognized:Un
21	62	A16603.d	0.	ANS1092101-AFID	ANS	Unrecognized:Un
22	58	A16605.d	0.	C1092101-AFID	CC	22 Sep 2007 11:21
23	63	A16607.d	0.	DCM-AFID	DCM	22 Sep 2007 12:49
24	64	A16609.d	0.	AE75CHK-AFID	SURR CHK	Unrecognized:Un
25	65	A16611.d	0.	SW081507B03-AFID	1X ETR0708102	Unrecognized:Un
26	66	A16613.d	0.	SW081507LCS03	1X ETR0708102	Unrecognized:Un
27	67	A16615.d	0.	SW081507LCSD03	1X ETR0708102	Unrecognized:Un
28	73	A16627.d	0.	C20921002	CC	Unrecognized:Un
29	74	A16629.d	0.	EXTERNAL STD	EX STD	Unrecognized:Un
30	75	A16631.d	0.	IB109200701		22 Sep 2007 23:05
31	76	A16633.d	0.	TS081407B18	1X ETR0708066	23 Sep 2007 00:33
32	77	A16635.d	0.	TS081407LCS10	1X ETR0708066	Unrecognized:Un
33	78	A16637.d	0.	TS081407LCSD11	1X ETR0708066	Unrecognized:Un
34	62	A16638a.d	0.	TS100307AWS02		Unrecognized:Un
35	79	A16639.d	0.	0708066-01-AFID	1X	Unrecognized:Un
36	80	A16641.d	0.	0708066-01D-AFID	1X	Unrecognized:Un
37	81	A16643.d	0.	0708066-02-AFID	1X	Unrecognized:Un
38	82	A16645.d	0.	C20921003-AFID	CC	23 Sep 2007 11:15
39	68	A16646a.d	0.	0708102-01-AFID	1X RECLEANED	23 Sep 2007 12:48
40	69	A16646c.d	0.	0708102-01D-AFID	1X RECLEANED	Unrecognized:Un
41	70	A16646e.d	0.	0708102-02-AFID	1X RECLEANED	Unrecognized:Un
42	71	A16646g.d	0.	0708102-03-AFID	1X RECLEANED	Unrecognized:Un
43	72	A16646i.d	0.	0708102-05-AFID	1X RECLEANED	Unrecognized:Un
44	73	A16646k.d	0.	C20921003A-AFID	CC	Unrecognized:Un
45	83	A16647.d	0.	DCM-AFID	DCM	23 Sep 2007 22:05
46	84	A16649.d	0.	IB109200702	DCM	23 Sep 2007 23:38
47	85	A16651.d	0.	SW081507B04-AFID	1X ETR0708116	Unrecognized:Un
48	86	A16653.d	0.	SW081507LCS04-AFID	1X ETR0708116	Unrecognized:Un
49	87	A16655.d	0.	SW081507LCSD04-AFID	1X ETR0708116	Unrecognized:Un
50	88	A16657.d	0.	0708116-01-AFID	1X	Unrecognized:Un
51	89	A16659.d	0.	0708116-02-AFID	1X	Unrecognized:Un
52	90	A16661.d	0.	0708116-03-AFID	1X	Unrecognized:Un
53	91	A16663.d	0.	C20921004-AFID	CC	24 Sep 2007 10:29
54	92	A16665.d	0.	DCM-AFID		Unrecognized:Un
55	93	A16667.d	0.	GU2092101-AFID		Unrecognized:Un

07 Oct 2007 10:09

Directory: O:\FORENSICS\DATA\PAH1\SEPT07\SEP20.SEC

Line	Vial	FileName	Multiplier	SampleName	Misc Info	Injected
56	94	A16669.d	0.	AT2092101-AFID		Unrecognized:Un
57	95	A16671.d	0.	LAN2092101-AFID		Unrecognized:Un
58	96	A16673.d	0.	ANS2092101-AFID		Unrecognized:Un
59	97	A16675.d	0.	DCM-AFID		Unrecognized:Un
60	98	A16677.d	0.	C10921005-AFID	CC	24 Sep 2007 23:26
61	99	A16679.d	0.	0708102-01-AFID	10X	25 Sep 2007 00:59
62	94	A16680a.d	0.	AT2092101-AFID	AT	Unrecognized:Un
63	95	A16680c.d	0.	TS092607LA01	1X	Unrecognized:Un
64	96	A16680e.d	0.	ANS2092101-AFID	1X	Unrecognized:Un
65	97	A16680g.d	0.	DCM-AFID	1X	Unrecognized:Un
66	98	A16680i.d	0.	C1092105A	CC	Unrecognized:Un
67	99	A16680k.d	0.	0708102-01-AFID	1X	25 Sep 2007 10:18
68	100	A16681.d	0.	0708102-01D-AFID	10X	25 Sep 2007 11:52
69	54	A16682a.d	0.	C10921005A-AFID	1X	Unrecognized:Un
70	51	A16683.d	0.	0708102-02-AFID	10X	Unrecognized:Un
71	52	A16685.d	0.	0708102-03-AFID	10X	Unrecognized:Un
72	53	A16687.d	0.	0708102-05-AFID	10X	Unrecognized:Un
73	54	A16689.d	0.	C10921006-AFID	CC	Unrecognized:Un
74	55	A16691.d	0.	DCM-AFID	1X	Unrecognized:Un
75	56	A16693.d	0.	IB109200703	DCM	25 Sep 2007 22:53
76	57	A16695.d	0.	TS090607B14-AFID	1X ETR0707067	26 Sep 2007 00:26
77	58	A16697.d	0.	TS090607LCS09-AFID	1X ETR0707067	Unrecognized:Un
78	59	A16699.d	0.	TS090607LCSD09-AFID	1X ETR0707067	Unrecognized:Un
79	60	A16701.d	0.	0707067-12-AFID	1X	Unrecognized:Un
80	61	A16703.d	0.	0707067-12D-AFID	1X	Unrecognized:Un
81	62	A16705.d	0.	C10921007-AFID	1X	Unrecognized:Un
82	63	A16707.d	0.	DCM-AFID	1X	26 Sep 2007 10:26

PAH #1 Sequence Information

SHC Continuing Calibration: WHAE73 Conc.: 50ug/mL
PAH Continuing Calibration: WHAE54 Conc.: 500ng/mL

Alaska North Slope Crude Standard: WHAE49 Conc.: 5.393 mg/ml MS
Alaska North Slope Crude Standard: WHAE15 Conc.: 9.975/mL

FID Process Method: HC10920K.M PAH Process Method: PAH10821.M

SHC Calibration IDs

SHC Calibration Level 1: WHAE07 Conc.: 1.0ug/mL
SHC Calibration Level 2: WHAE08 Conc.: 10ug/mL
SHC Calibration Level 3 (CC): WHAE73 Conc.: 50ug/mL
SHC Calibration Level 4: WHAE10 Conc.: 100ug/mL
SHC Calibration Level 5: WHAE11 Conc.: 200ug/mL

SHC Independent Check Verification: WHA12 Conc. 50ug/mL

Response Factor Report PAH-1

Method Path : O:\FORENSICS\METHODS\PAH1\SEP07\
Method File : HC10920K.M
Title : FID Forensics
Last Update : Sat Sep 22 21:56:07 2007
Response Via : Initial Calibration

Calibration Files
1 =A16591.D 10 =A16593.D 50 =A16595.D
100 =A16597.D 200 =A16599.D

		Compound	1	10	50	100	200	Avg	%RSD
1)	I	5-alpha-androstane	----------ISTD----------						
2)	t	n-Octane (C8)	0.908	0.898	0.846	0.827	0.819	0.860	4.78
3)	t	n-Nonane (C9)	0.964	0.955	0.891	0.879	0.871	0.912	4.80
4)	t	n-Decane (C10)	0.977	0.977	0.912	0.895	0.890	0.930	4.66
5)	t	n-Undecane (C11)	0.985	0.984	0.917	0.900	0.896	0.937	4.78
6)	t	n-Dodecane (C12)	1.012	1.005	0.940	0.919	0.915	0.958	4.91
7)	t	n-Tridecane (C13)	1.020	1.008	0.950	0.922	0.917	0.963	5.00
8)	t	1380	1.031	1.020	0.960	0.931	0.928	0.974	5.01
9)	t	n-Tetradecane (C14)	1.031	1.020	0.960	0.931	0.928	0.974	5.01
10)	t	1470	1.082	1.028	0.968	0.935	0.932	0.989	6.54
11)	t	n-Pentadecane (C15)	1.082	1.028	0.968	0.935	0.932	0.989	6.54
12)	t	n-Hexadecane (C16)	1.060	1.029	0.967	0.937	0.935	0.986	5.70
13)	t	1650	1.047	1.040	0.977	0.949	0.948	0.993	4.87
14)	t	n-Heptadecane (C17)	1.047	1.040	0.977	0.949	0.948	0.993	4.87
15)	t	Pristane	1.015	1.001	1.010	0.907	0.906	0.968	5.79
16)	t	n-Octadecane (C18)	1.047	1.043	0.982	0.952	0.951	0.995	4.75
17)	t	Phytane	1.062	1.049	0.993	0.950	0.949	1.001	5.32
18)	t	n-Nonadecane (C19)	1.044	1.041	0.981	0.967	1.023	1.011	3.47
19)	s	ortho-terphenyl	1.170	0.997	1.055	0.986	0.941	1.030	8.56
20)	t	n-Eicosane (C20)	1.047	1.047	0.984	0.952	0.952	0.996	4.85
21)	t	n-Heneicosane (C21)	1.079	1.074	1.008	0.975	0.975	1.022	5.04
22)	t	n-Docosane (C22)	1.039	1.031	0.969	0.934	0.934	0.981	5.19
23)	t	n-Tricosane (C23)	1.088	1.076	1.006	0.973	0.973	1.023	5.41
24)	s	d50-Tetracosane	1.059	0.898	0.950	0.893	0.903	0.941	7.42
25)	t	n-Tetracosane (C24)	1.210	1.086	1.010	0.970	0.971	1.049	9.65
26)	t	n-Pentacosane (C25)	1.103	1.082	1.013	0.975	0.975	1.030	5.81
27)	t	n-Hexacosane (C26)	1.111	1.093	1.025	0.982	0.983	1.039	5.83
28)	t	n-Heptacosane (C27)	1.101	1.081	1.007	0.969	0.972	1.026	5.99
29)	t	n-Octacosane (C28)	1.117	1.098	1.021	0.983	0.987	1.041	6.02
30)	t	n-Nonacosane (C29)	1.142	1.125	1.049	1.004	1.009	1.066	6.07
31)	t	n-Triacontane (C30)	1.127	1.108	1.030	0.987	0.994	1.049	6.19
32)	t	n-Hentriacontane (C31	1.144	1.127	1.030	1.001	1.010	1.062	6.37
33)	t	n-Dotriacontane (C32)	1.096	1.086	1.008	0.961	0.973	1.025	6.14
34)	t	n-Tritriacontane (C33	1.129	1.112	1.029	0.984	0.997	1.050	6.34
35)	t	n-tetratriacontane (C	1.150	1.132	1.042	0.998	1.012	1.067	6.54
36)	t	n-Pentatriacontane (C	1.101	1.093	1.003	0.962	0.974	1.026	6.45
37)	t	n-Hexatriacontane (C3	1.132	1.131	1.063	0.998	1.006	1.066	6.08
38)	t	n-Heptatriacontane (C	1.177	1.164	1.075	1.029	1.037	1.096	6.41
39)	t	n-Octatriacontane (C3	1.177	1.151	1.053	1.021	1.018	1.084	6.92
40)	t	n-Nonatriacontane (C3	1.160	1.163	1.076	1.042	1.023	1.093	5.98
41)	t	n-Tetracontane (C40)	1.160	1.163	1.076	1.042	1.023	1.093	5.98
42)	h	C9-C44 Total Petroleu	1.084	1.068	0.998	0.962	0.965	1.015	5.65
43)	h	C10-C28 DRO	1.084	1.068	0.998	0.962	0.965	1.015	5.65
44)	h	C9-C36 DRO	1.084	1.068	0.998	0.962	0.965	1.015	5.65
45)	h	C28-C40 ORO	1.084	1.068	0.998	0.962	0.965	1.015	5.65
46)	h	Total Resolved Hydroc	1.084	1.068	0.998	0.962	0.965	1.015	5.65

(#) = Out of Range

FID TPH RF CALCULATION

	L1	L2	L3	L4	L5
Method ID	FRNC1D.M	FRNC1D.M	FRNC1D.M	FRNC1D.M	FRNC1D.M
Date	Sat Sep 22 21:15:41 2007	Sat Sep 22 20:29:08 2007	Sat Sep 22 20:29:08 2007	Sat Sep 22 20:29:08 2007	Sat Sep 22 20:29:08 2007
File ID	A16591.D	A16593.D	A16595.D	A16597.D	A16599.D
n-Octane (C8)	813139	7783369	38378991	90700390	152196883
n-Nonane (C9)	862893	8269810	40399251	96456342	161885319
n-Decane (C10)	874535	8462431	41376812	98181153	165371650
n-Undecane (C11)	882368	8524570	41609145	98717009	166461216
n-Dodecane (C12)	906172	8703774	42623440	100797824	169947138
n-Tridecane (C13)	913544	8731128	43077372	101070507	170440376
n-Tetradecane (C14)	923140	8834582	43541640	102135734	172355980
n-Pentadecane (C15)	968494	8904242	43896180	102530030	173150639
n-Hexadecane (C16)	949078	8914497	43878452	102812165	173741429
n-Heptadecane (C17)	937798	9011727	44335523	104138026	176163867
Pristane	908939	8667577	45816056	99526060	168304602
n-Octadecane (C18)	937329	9037312	44550827	104427284	176736025
Phytane	950617	9085742	45053154	104206089	176334314
n-Nonadecane (C19)	934633	9015608	44514158	106074025	190149626
n-Eicosane (C20)	937848	9073456	44621090	104444793	176801285
n-Heneicosane (C21)	966262	9306070	45715450	106966475	181130181
n-Docosane (C22)	929992	8927994	43954859	102404382	173581599
n-Tricosane (C23)	973949	9321604	45637179	106709789	180836558
n-Tetracosane (C24)	1083239	9405035	45834306	106395126	180445973
n-Pentacosane (C25)	987258	9371290	45965189	106891403	181194248
n-Hexacosane (C26)	994596	9467856	46517325	107673156	182666699
n-Heptacosane (C27)	985725	9362763	45660452	106332678	180582876
n-Octacosane (C28)	999760	9514397	46300282	107818205	183373131
n-Nonacosane (C29)	1022867	9745768	47563859	110064885	187503674
n-Triacontane (C30)	1009042	9601457	46735350	108205964	184655726
n-Hentriacontane (C31)	1023854	9761173	46716367	109742858	187741288
n-Dotriacontane (C32)	981516	9411719	45730541	105455153	180813785
n-Tritriacontane (C33)	1010618	9637062	46670542	107877973	185324347
n-tetratriacontane (C34)	1029323	9804330	47288495	109420639	188051259
n-Pentatriacontane (C35)	985548	9467433	45476998	105463739	180885801
n-Hexatriacontane (C36)	1013303	9796309	48224783	109425880	186938662
n-Heptatriacontane (C37)	1054229	10081685	48747034	112834119	192580254
n-Octatriacontane (C38)	1054196	9972819	47769418	111969019	189174152
n-Tetracontane (C40)	1038663	10071879	48788266	114329023	190107396

	L1	L2	L3	L4	L5
C9-C44 Total Petroleum Hydrocarbons	970646	9250458	45290600	105499924	179255487
C10-C28 DRO	970646	9250458	45290600	105499924	179255487
C9-C36 DRO	970646	9250458	45290600	105499924	179255487
C28-C40 ORO	970646	9250458	45290600	105499924	179255487
1380	923140	8834582	43541640	102135734	172355980
1470	968494	8904242	43896180	102530030	173150639
1650	937798	9011727	44335523	104138026	176163867
n-Nonatriacontane (C39)	1038663	10071879	48788266	114329023	190107396

Quantitation Report (QT Reviewed)

Data Path : O:\FORENSICS\DATA\PAH1\SEPT07\SEP20.SEC\
Data File : A16591.D
Signal(s) : FID2B.CH
Acq On : 21 Sep 2007 6:41 pm
Operator : AC
Sample : I1092101-AFID
Misc : L1
ALS Vial : 56 Sample Multiplier: 1

Integration File: events.e
Quant Time: Sep 22 21:22:00 2007
Quant Method : C:\MSDCHEM\1\METHODS\HC10920K.M
Quant Title : FID Forensics
QLast Update : Sat Sep 22 20:29:08 2007
Response via : Initial Calibration
Integrator: ChemStation 6890 Scale Mode: Small noise peaks clipped

Volume Inj. :
Signal Phase :
Signal Info :

Compound	R.T.	Response	Conc Units
Internal Standards			
1) I 5-alpha-androstane	31.51	44767735	50.000 ug/mLm
System Monitoring Compounds			
19) s ortho-terphenyl	29.45	1047687	1.124 ug/mLm
Spiked Amount 50.000	Range 50 - 130	Recovery =	2.25%#
24) s d50-Tetracosane	36.26	947902	1.166 ug/mLm
Spiked Amount 50.000	Range 50 - 130	Recovery =	2.33%#
Target Compounds			
2) t n-Octane (C8)	5.73	813139	1.095 ug/mLm
3) t n-Nonane (C9)	8.00	862893	1.091 ug/mLm
4) t n-Decane (C10)	10.52	874535	1.079 ug/mLm
5) t n-Undecane (C11)	13.05	882368	1.091 ug/mLm
6) t n-Dodecane (C12)	15.49	906172	1.096 ug/mLm
7) t n-Tridecane (C13)	17.81	913544	1.094 ug/mLm
9) t n-Tetradecane (C14)	20.00	923140	1.087 ug/mLm
11) t n-Pentadecane (C15)	22.07	968494	1.130 ug/mLm
12) t n-Hexadecane (C16)	24.04	949078	1.100 ug/mLm
14) t n-Heptadecane (C17)	25.90	937798	1.080 ug/mLm
15) t Pristane	26.02	908939	1.071 ug/mLm
16) t n-Octadecane (C18)	27.68	937329	1.071 ug/mLm
17) t Phytane	27.85	950617	1.073 ug/mLm
18) t n-Nonadecane (C19)	29.37	934633	1.075 ug/mLm
20) t n-Eicosane (C20)	30.98	937848	1.076 ug/mLm
21) t n-Heneicosane (C21)	32.53	966262	1.083 ug/mLm
22) t n-Docosane (C22)	34.01	929992	1.087 ug/mLm
23) t n-Tricosane (C23)	35.43	973949	1.092 ug/mLm
25) t n-Tetracosane (C24)	36.80	1083239	1.216 ug/mLm
26) t n-Pentacosane (C25)	38.11	987258	1.096 ug/mLm
27) t n-Hexacosane (C26)	39.37	994596	1.098 ug/mLm
28) t n-Heptacosane (C27)	40.60	985725	1.098 ug/mLm
29) t n-Octacosane (C28)	41.77	999760	1.094 ug/mLm
30) t n-Nonacosane (C29)	42.91	1022867	1.092 ug/mLm
31) t n-Triacontane (C30)	44.02	1009042	1.091 ug/mLm
32) t n-Hentriacontane (C31)	45.09	1023854	1.087 ug/mLm
33) t n-Dotriacontane (C32)	46.12	981516	1.081 ug/mLm
34) t n-Tritriacontane (C33)	47.13	1010618	1.089 ug/mLm
35) t n-tetratriacontane (C34)	48.22	1029323	1.102 ug/mLm
36) t n-Pentatriacontane (C35)	49.46	985548	1.100 ug/mLm
37) t n-Hexatriacontane (C36)	50.89	1013303	1.110 ug/mLm
38) t n-Heptatriacontane (C37)	52.56f	1054229	1.136 ug/mLm
39) t n-Octatriacontane (C38)	54.51f	1054196	1.171 ug/mLm
41) t n-Tetracontane (C40)	59.57f	1038663	1.179 ug/mLm

File :O:\FORENSICS\DATA\PAH1\SEPT07\SEP20.SEC\A16591.D
Operator : AC
Acquired : 21 Sep 2007 6:41 pm using AcqMethod FRNC1D.M
Instrument : PAH-1
Sample Name: I1092101-AFID
Misc Info : L1
Vial Number: 56

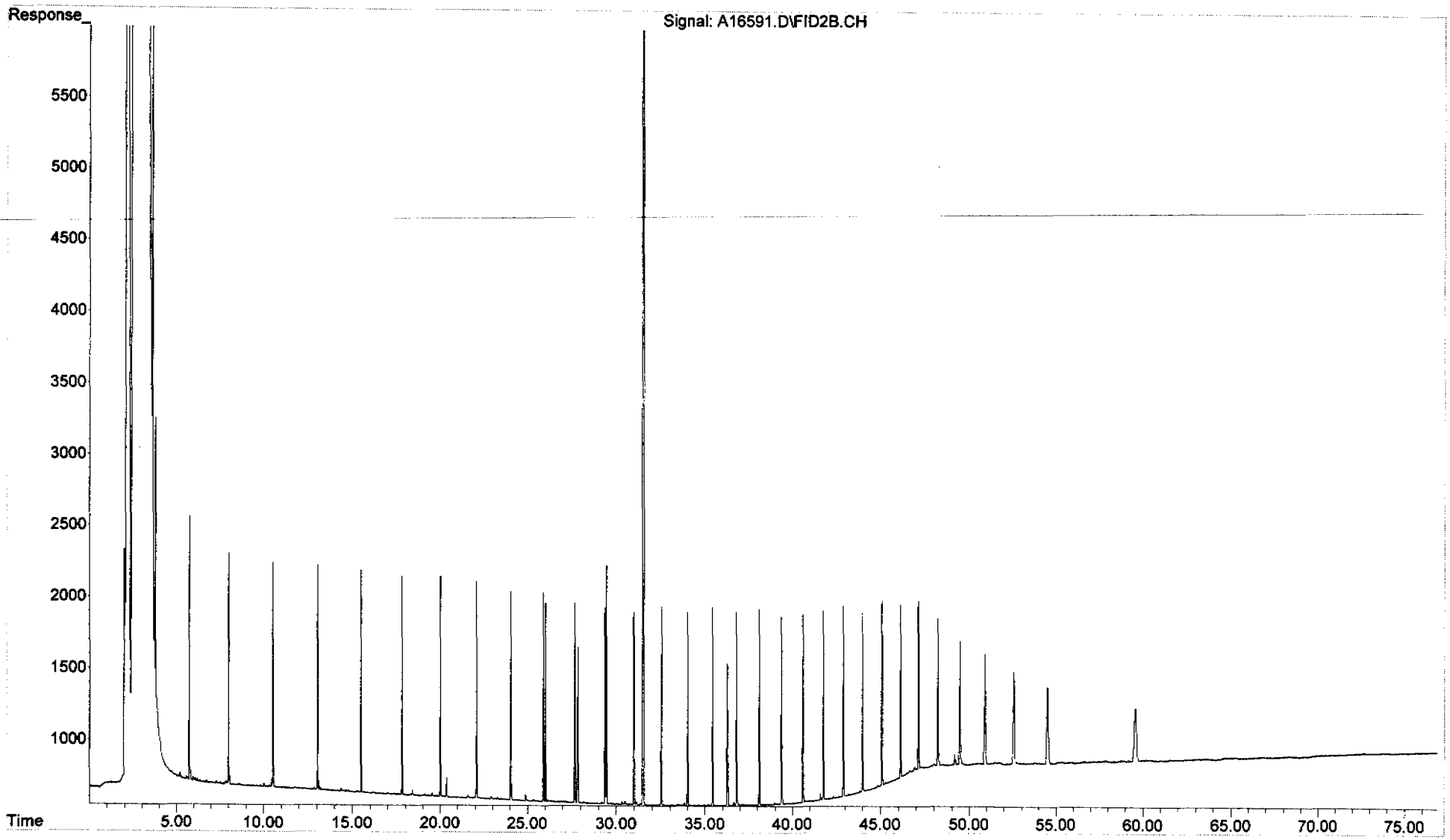

Quantitation Report (QT Reviewed)

Data Path : O:\FORENSICS\DATA\PAH1\SEPT07\SEP20.SEC\
Data File : A16593.D
Signal(s) : FID2B.CH
Acq On : 21 Sep 2007 8:09 pm
Operator : AC
Sample : I1092102-AFID
Misc : L2
ALS Vial : 57 Sample Multiplier: 1

Integration File: events.e
Quant Time: Sep 22 21:23:00 2007
Quant Method : C:\MSDCHEM\1\METHODS\HC10920K.M
Quant Title : FID Forensics
QLast Update : Sat Sep 22 20:29:08 2007
Response via : Initial Calibration
Integrator: ChemStation 6890 Scale Mode: Small noise peaks clipped

Volume Inj. :
Signal Phase :
Signal Info :

Compound	R.T.	Response	Conc Units
Internal Standards			
1) I 5-alpha-androstane	31.51	43313129	50.000 ug/mLm
System Monitoring Compounds			
19) s ortho-terphenyl	29.45	8637421	9.574 ug/mLm
Spiked Amount 50.000 Range 50 - 130		Recovery =	19.15%#
24) s d50-Tetracosane	36.27	7782858	9.892 ug/mLm
Spiked Amount 50.000 Range 50 - 130		Recovery =	19.78%#
Target Compounds			
2) t n-Octane (C8)	5.73	7783369	10.835 ug/mLm
3) t n-Nonane (C9)	8.01	8269810	10.810 ug/mLm
4) t n-Decane (C10)	10.53	8462431	10.795 ug/mLm
5) t n-Undecane (C11)	13.06	8524570	10.891 ug/mLm
6) t n-Dodecane (C12)	15.50	8703774	10.880 ug/mLm
7) t n-Tridecane (C13)	17.81	8731128	10.807 ug/mLm
9) t n-Tetradecane (C14)	20.00	8834582	10.756 ug/mLm
11) t n-Pentadecane (C15)	22.08	8904242	10.743 ug/mLm
12) t n-Hexadecane (C16)	24.04	8914497	10.677 ug/mLm
14) t n-Heptadecane (C17)	25.91	9011727	10.727 ug/mLm
15) t Pristane	26.03	8667577	10.559 ug/mLm
16) t n-Octadecane (C18)	27.68	9037312	10.678 ug/mLm
17) t Phytane	27.85	9085742	10.600 ug/mLm
18) t n-Nonadecane (C19)	29.37	9015608	10.719 ug/mLm
20) t n-Eicosane (C20)	30.99	9073456	10.760 ug/mLm
21) t n-Heneicosane (C21)	32.53	9306070	10.776 ug/mLm
22) t n-Docosane (C22)	34.01	8927994	10.784 ug/mLm
23) t n-Tricosane (C23)	35.43	9321604	10.801 ug/mLm
25) t n-Tetracosane (C24)	36.80	9405035	10.910 ug/mLm
26) t n-Pentacosane (C25)	38.11	9371290	10.758 ug/mLm
27) t n-Hexacosane (C26)	39.38	9467856	10.803 ug/mLm
28) t n-Heptacosane (C27)	40.60	9362763	10.776 ug/mLm
29) t n-Octacosane (C28)	41.78	9514397	10.765 ug/mLm
30) t n-Nonacosane (C29)	42.92	9745768	10.751 ug/mLm
31) t n-Triacontane (C30)	44.02	9601457	10.730 ug/mLm
32) t n-Hentriacontane (C31)	45.09	9761173	10.710 ug/mLm
33) t n-Dotriacontane (C32)	46.13	9411719	10.714 ug/mLm
34) t n-Tritriacontane (C33)	47.14	9637062	10.734 ug/mLm
35) t n-tetratriacontane (C34)	48.23	9804330	10.845 ug/mLm
36) t n-Pentatriacontane (C35)	49.47	9467433	10.924 ug/mLm
37) t n-Hexatriacontane (C36)	50.91	9796309	11.096 ug/mL
38) t n-Heptatriacontane (C37)	52.57f	10081685	11.228 ug/mLm
39) t n-Octatriacontane (C38)	54.53f	9972819	11.453 ug/mLm
41) t n-Tetracontane (C40)	59.58f	10071879	11.813 ug/mLm

File :O:\Forensics\Data\PAH1\SEPT07\SEP20.SEC\A16593.D
Operator : AC
Acquired : 21 Sep 2007 8:09 pm using AcqMethod FRNC1D.M
Instrument : PAH-1
Sample Name: I1092102-AFID
Misc Info : L2
Vial Number: 57

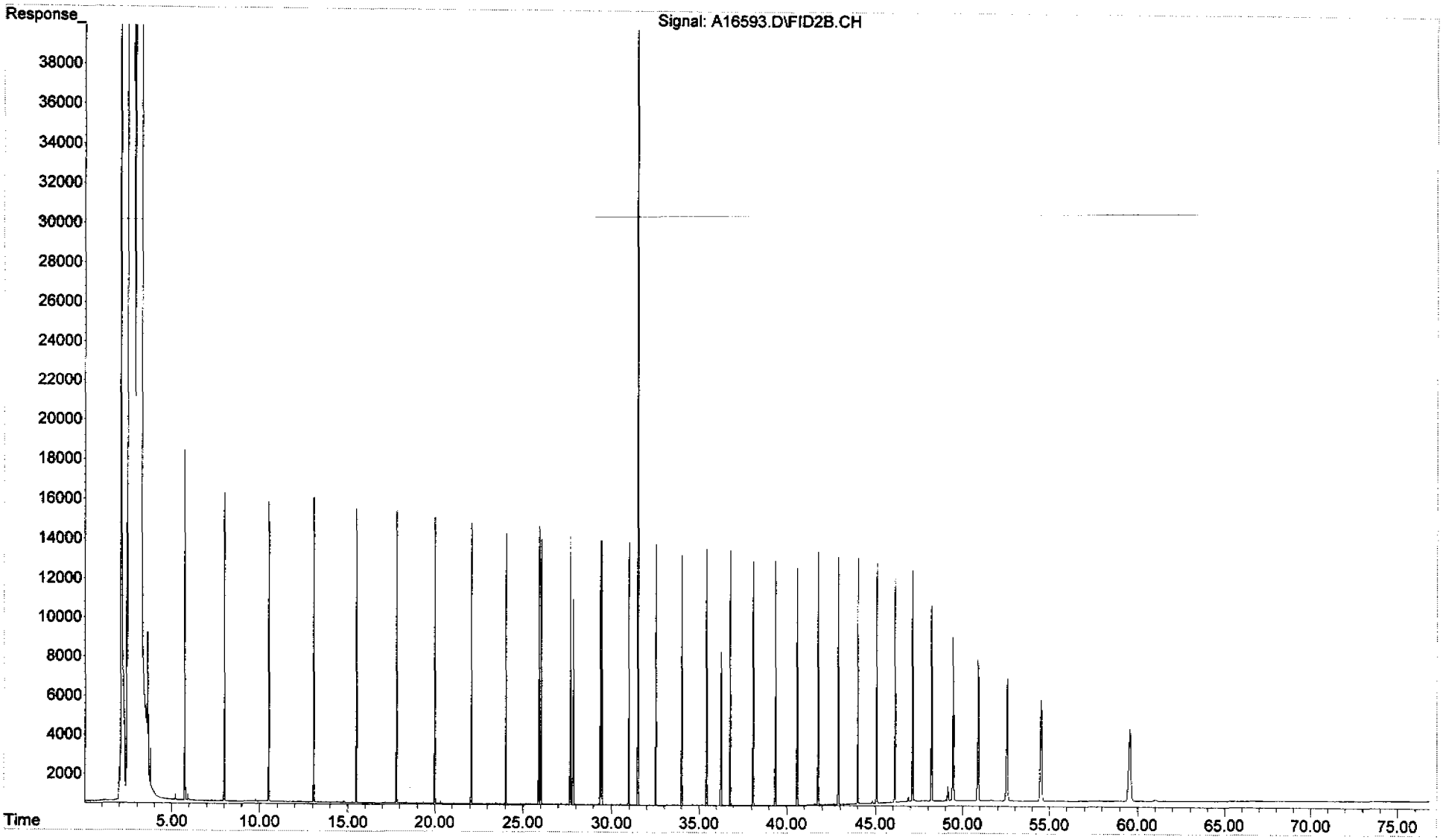

Quantitation Report (QT Reviewed)

Data Path : O:\FORENSICS\DATA\PAH1\SEPT07\SEP20.SEC\
Data File : A16595.D
Signal(s) : FID2B.CH
Acq On : 21 Sep 2007 9:37 pm
Operator : AC
Sample : I1092103-AFID
Misc : L3
ALS Vial : 58 Sample Multiplier: 1

Integration File: events.e
Quant Time: Sep 22 21:23:00 2007
Quant Method : C:\MSDCHEM\1\METHODS\HC10920K.M
Quant Title : FID Forensics
QLast Update : Sat Sep 22 20:29:08 2007
Response via : Initial Calibration
Integrator: ChemStation 6890 Scale Mode: Small noise peaks clipped

Volume Inj. :
Signal Phase :
Signal Info :

	Compound	R.T.	Response	Conc Units
	Internal Standards			
1) I	5-alpha-androstane	31.52	45361448	50.000 ug/mLm
	System Monitoring Compounds			
19) s	ortho-terphenyl	29.47	47862522	50.657 ug/mLm
Spiked Amount	50.000	Range	50 - 130	Recovery = 101.31%
24) s	d50-Tetracosane	36.28	43090439	52.295 ug/mLm
Spiked Amount	50.000	Range	50 - 130	Recovery = 104.59%
	Target Compounds			
2) t	n-Octane (C8)	5.76	38378991	51.012 ug/mLm
3) t	n-Nonane (C9)	8.02	40399251	50.426 ug/mLm
4) t	n-Decane (C10)	10.54	41376812	50.397 ug/mLm
5) t	n-Undecane (C11)	13.07	41609145	50.759 ug/mLm
6) t	n-Dodecane (C12)	15.51	42623440	50.875 ug/mLm
7) t	n-Tridecane (C13)	17.83	43077372	50.911 ug/mLm
9) t	n-Tetradecane (C14)	20.02	43541640	50.620 ug/mLm
11) t	n-Pentadecane (C15)	22.09	43896180	50.568 ug/mLm
12) t	n-Hexadecane (C16)	24.06	43878452	50.180 ug/mLm
14) t	n-Heptadecane (C17)	25.92	44335523	50.392 ug/mLm
15) t	Pristane	26.05	45816056	53.293 ug/mLm
16) t	n-Octadecane (C18)	27.70	44550827	50.261 ug/mLm
17) t	Phytane	27.87	45053154	50.190 ug/mLm
18) t	n-Nonadecane (C19)	29.39	44514158	50.536 ug/mLm
20) t	n-Eicosane (C20)	31.01	44621090	50.526 ug/mLm
21) t	n-Heneicosane (C21)	32.55	45715450	50.546 ug/mLm
22) t	n-Docosane (C22)	34.03	43954859	50.697 ug/mLm
23) t	n-Tricosane (C23)	35.45	45637179	50.492 ug/mLm
25) t	n-Tetracosane (C24)	36.82	45834306	50.770 ug/mLm
26) t	n-Pentacosane (C25)	38.13	45965189	50.383 ug/mLm
27) t	n-Hexacosane (C26)	39.40	46517325	50.682 ug/mLm
28) t	n-Heptacosane (C27)	40.62	45660452	50.181 ug/mLm
29) t	n-Octacosane (C28)	41.80	46300282	50.021 ug/mLm
30) t	n-Nonacosane (C29)	42.94	47563859	50.101 ug/mLm
31) t	n-Triacontane (C30)	44.04	46735350	49.871 ug/mLm
32) t	n-Hentriacontane (C31)	45.11	46716367	48.941 ug/mLm
33) t	n-Dotriacontane (C32)	46.15	45730541	49.709 ug/mLm
34) t	n-Tritriacontane (C33)	47.16	46670542	49.637 ug/mLm
35) t	n-tetratriacontane (C34)	48.25	47288495	49.945 ug/mLm
36) t	n-Pentatriacontane (C35)	49.50	45476998	50.102 ug/mLm
37) t	n-Hexatriacontane (C36)	50.95	48224783	52.158 ug/mLm
38) t	n-Heptatriacontane (C37)	52.62	48747034	51.837 ug/mLm
39) t	n-Octatriacontane (C38)	54.57	47769418	52.384 ug/mLm
41) t	n-Tetracontane (C40)	59.65f	48788266	54.636 ug/mLm

File :O:\Forensics\Data\PAH1\SEPT07\SEP20.SEC\A16595.D
Operator : AC
Acquired : 21 Sep 2007 9:37 pm using AcqMethod FRNC1D.M
Instrument : PAH-1
Sample Name: I1092103-AFID
Misc Info : L3
Vial Number: 58

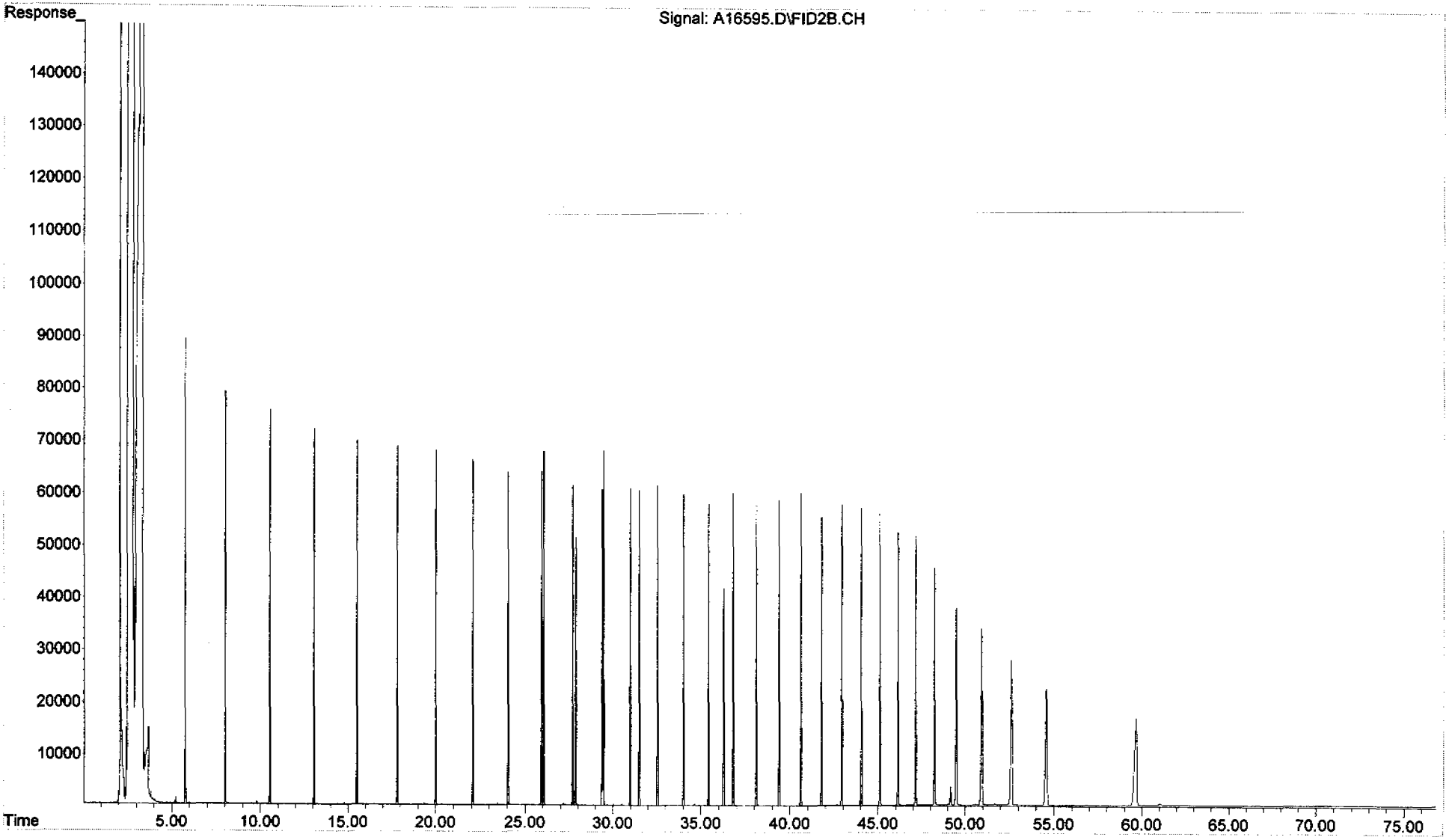

Quantitation Report (QT Reviewed)

Data Path : O:\FORENSICS\DATA\PAH1\SEPT07\SEP20.SEC\
Data File : A16597.D
Signal(s) : FID2B.CH
Acq On : 21 Sep 2007 11:05 pm
Operator : AC
Sample : I1092104-AFID
Misc : L4
ALS Vial : 59 Sample Multiplier: 1

Integration File: events.e
Quant Time: Sep 22 21:24:00 2007
Quant Method : C:\MSDCHEM\1\METHODS\EC10920K.M
Quant Title : FID Forensics
QLast Update : Sat Sep 22 20:29:08 2007
Response via : Initial Calibration
Integrator: ChemStation 6890 Scale Mode: Small noise peaks clipped

Volume Inj. :
Signal Phase :
Signal Info :

Compound	R.T.	Response	Conc Units
Internal Standards			
1) I 5-alpha-androstane	31.52	54839437	50.000 ug/mLm
System Monitoring Compounds			
19) s ortho-terphenyl	29.50	108191243	94.717 ug/mLm
Spiked Amount 50.000	Range 50 - 130	Recovery =	189.43%#
24) s d50-Tetracosane	36.31	97942522	98.320 ug/mLm
Spiked Amount 50.000	Range 50 - 130	Recovery =	196.64%#
Target Compounds			
2) t n-Octane (C8)	5.82	90700390	99.720 ug/mLm
3) t n-Nonane (C9)	8.07	96456342	99.587 ug/mLm
4) t n-Decane (C10)	10.57	98181153	98.917 ug/mLm
5) t n-Undecane (C11)	13.09	98717009	99.612 ug/mLm
6) t n-Dodecane (C12)	15.53	100797824	99.519 ug/mLm
7) t n-Tridecane (C13)	17.85	101070507	98.806 ug/mLm
9) t n-Tetradecane (C14)	20.04	102135734	98.217 ug/mLm
11) t n-Pentadecane (C15)	22.11	102530030	97.699 ug/mLm
12) t n-Hexadecane (C16)	24.08	102812165	97.256 ug/mLm
14) t n-Heptadecane (C17)	25.95	104138026	97.907 ug/mLm
15) t Pristane	26.07	99526060	95.759 ug/mLm
16) t n-Octadecane (C18)	27.72	104427284	97.450 ug/mLm
17) t Phytane	27.90	104206089	96.023 ug/mLm
18) t n-Nonadecane (C19)	29.42	106074025	99.611 ug/mLm
20) t n-Eicosane (C20)	31.03	104444793	97.827 ug/mLm
21) t n-Heneicosane (C21)	32.57	106966475	97.828 ug/mLm
22) t n-Docosane (C22)	34.05	102404382	97.698 ug/mLm
23) t n-Tricosane (C23)	35.48	106709789	97.657 ug/mLm
25) t n-Tetracosane (C24)	36.84	106395126	97.483 ug/mLm
26) t n-Pentacosane (C25)	38.16	106891403	96.915 ug/mLm
27) t n-Hexacosane (C26)	39.42	107673156	97.037 ug/mLm
28) t n-Heptacosane (C27)	40.64	106332678	96.662 ug/mLm
29) t n-Octacosane (C28)	41.83	107818205	96.350 ug/mLm
30) t n-Nonacosane (C29)	42.97	110064885	95.899 ug/mLm
31) t n-Triacontane (C30)	44.07	108205964	95.509 ug/mLm
32) t n-Hentriacontane (C31)	45.14	109742858	95.098 ug/mLm
33) t n-Dotriacontane (C32)	46.17	105455153	94.817 ug/mLm
34) t n-Tritriacontane (C33)	47.19	107877973	94.906 ug/mLm
35) t n-tetratriacontane (C34)	48.29	109420639	95.593 ug/mLm
36) t n-Pentatriacontane (C35)	49.54	105463739	96.109 ug/mLm
37) t n-Hexatriacontane (C36)	50.99	109425880	97.895 ug/mLm
38) t n-Heptatriacontane (C37)	52.68	112834119	99.248 ug/mLm
39) t n-Octatriacontane (C38)	54.66	111969019	101.564 ug/mLm
41) t n-Tetracontane (C40)	59.75	114329023	105.905 ug/mLm

File :O:\Forensics\Data\PAH1\SEPT07\SEP20.SEC\A16597.D
Operator : AC
Acquired : 21 Sep 2007 11:05 pm using AcqMethod FRNC1D.M
Instrument : PAH-1
Sample Name: I1092104-AFID
Misc Info : L4
Vial Number: 59

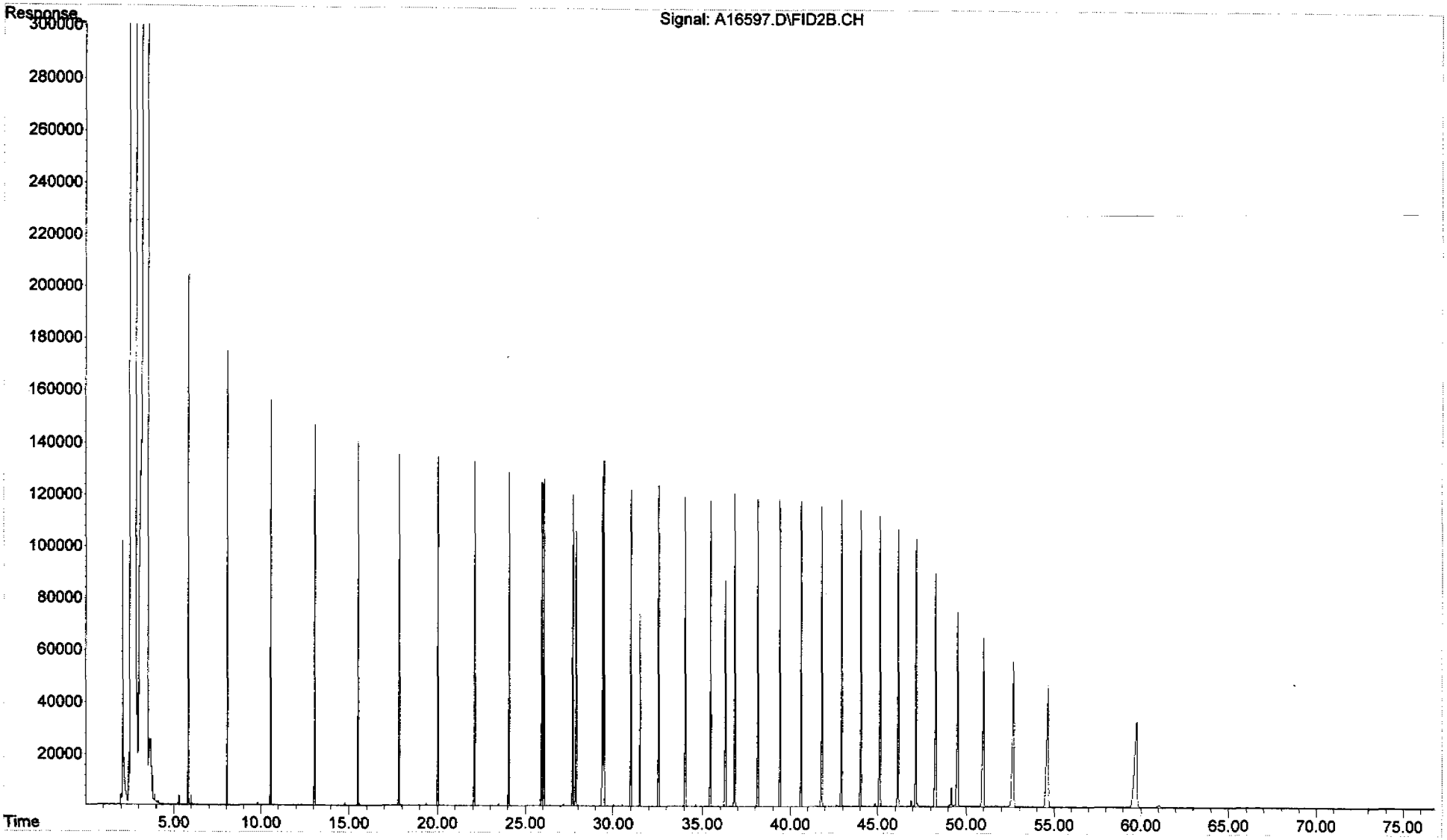

Quantitation Report (QT Reviewed)

Data Path : O:\FORENSICS\DATA\PAH1\SEPT07\SEP20.SEC\
Data File : A16599.D
Signal(s) : FID2B.CH
Acq On : 22 Sep 2007 12:34 am
Operator : AC
Sample : I1092105-AFID
Misc : L5
ALS Vial : 60 Sample Multiplier: 1

Integration File: events.e
Quant Time: Sep 22 21:24:00 2007
Quant Method : C:\MSDCHEM\1\METHODS\HC10920K.M
Quant Title : FID Forensics
QLast Update : Sat Sep 22 20:29:08 2007
Response via : Initial Calibration
Integrator: ChemStation 6890 Scale Mode: Small noise peaks clipped

Volume Inj. :
Signal Phase :
Signal Info :

	Compound	R.T.	Response	Conc Units
Internal Standards				
1) I	5-alpha-androstane	31.52	46448732	50.000 ug/mLm
System Monitoring Compounds				
19) s	ortho-terphenyl	29.52	174924227	180.803 ug/mLm
Spiked Amount	50.000	Range	50 - 130	Recovery = 361.61%#
24) s	d50-Tetracosane	36.32	167753733	198.822 ug/mLm
Spiked Amount	50.000	Range	50 - 130	Recovery = 397.64%#
Target Compounds				
2) t	n-Octane (C8)	5.85	152196883	197.559 ug/mLm
3) t	n-Nonane (C9)	8.09	161885319	197.333 ug/mLm
4) t	n-Decane (C10)	10.59	165371650	196.708 ug/mLm
5) t	n-Undecane (C11)	13.11	166461216	198.313 ug/mLm
6) t	n-Dodecane (C12)	15.54	169947138	198.101 ug/mLm
7) t	n-Tridecane (C13)	17.86	170440376	196.721 ug/mLm
9) t	n-Tetradecane (C14)	20.05	172355980	195.684 ug/mLm
11) t	n-Pentadecane (C15)	22.13	173150639	194.798 ug/mLm
12) t	n-Hexadecane (C16)	24.09	173741429	194.042 ug/mLm
14) t	n-Heptadecane (C17)	25.96	176163867	195.543 ug/mLm
15) t	Pristane	26.09	168304602	191.187 ug/mLm
16) t	n-Octadecane (C18)	27.74	176736025	194.721 ug/mLm
17) t	Phytane	27.92	176334314	191.839 ug/mLm
18) t	n-Nonadecane (C19)	29.44	190149626	210.820 ug/mLm
20) t	n-Eicosane (C20)	31.05	176801285	195.514 ug/mLm
21) t	n-Heneicosane (C21)	32.59	181130181	195.581 ug/mLm
22) t	n-Docosane (C22)	34.08	173581599	195.519 ug/mLm
23) t	n-Tricosane (C23)	35.50	180836558	195.392 ug/mLm
25) t	n-Tetracosane (C24)	36.87	180445973	195.197 ug/mLm
26) t	n-Pentacosane (C25)	38.18	181194248	193.961 ug/mLm
27) t	n-Hexacosane (C26)	39.45	182666699	194.361 ug/mLm
28) t	n-Heptacosane (C27)	40.67	180582876	193.814 ug/mLm
29) t	n-Octacosane (C28)	41.85	183373131	193.470 ug/mLm
30) t	n-Nonacosane (C29)	42.99	187503674	192.884 ug/mLm
31) t	n-Triacontane (C30)	44.10	184655726	192.431 ug/mLm
32) t	n-Hentriacontane (C31)	45.16	187741288	192.076 ug/mLm
33) t	n-Dotriacontane (C32)	46.20	180813785	191.942 ug/mLm
34) t	n-Tritriacontane (C33)	47.21	185324347	192.491 ug/mLm
35) t	n-tetratriacontane (C34)	48.32	188051259	193.965 ug/mLm
36) t	n-Pentatriacontane (C35)	49.58	180885801	194.619 ug/mLm
37) t	n-Hexatriacontane (C36)	51.04	186938662	197.452 ug/mLm
38) t	n-Heptatriacontane (C37)	52.73	192580254	199.992 ug/mLm
39) t	n-Octatriacontane (C38)	54.72	189174152	202.593 ug/mLm
41) t	n-Tetracontane (C40)	59.85	190107396	207.911 ug/mLm

File :O:\Forensics\Data\PAH1\SEPT07\SEP20.SEC\A16599.D
Operator : AC
Acquired : 22 Sep 2007 12:34 am using AcqMethod FRNC1D.M
Instrument : PAH-1
Sample Name: I1092105-AFID
Misc Info : L5
Vial Number: 60

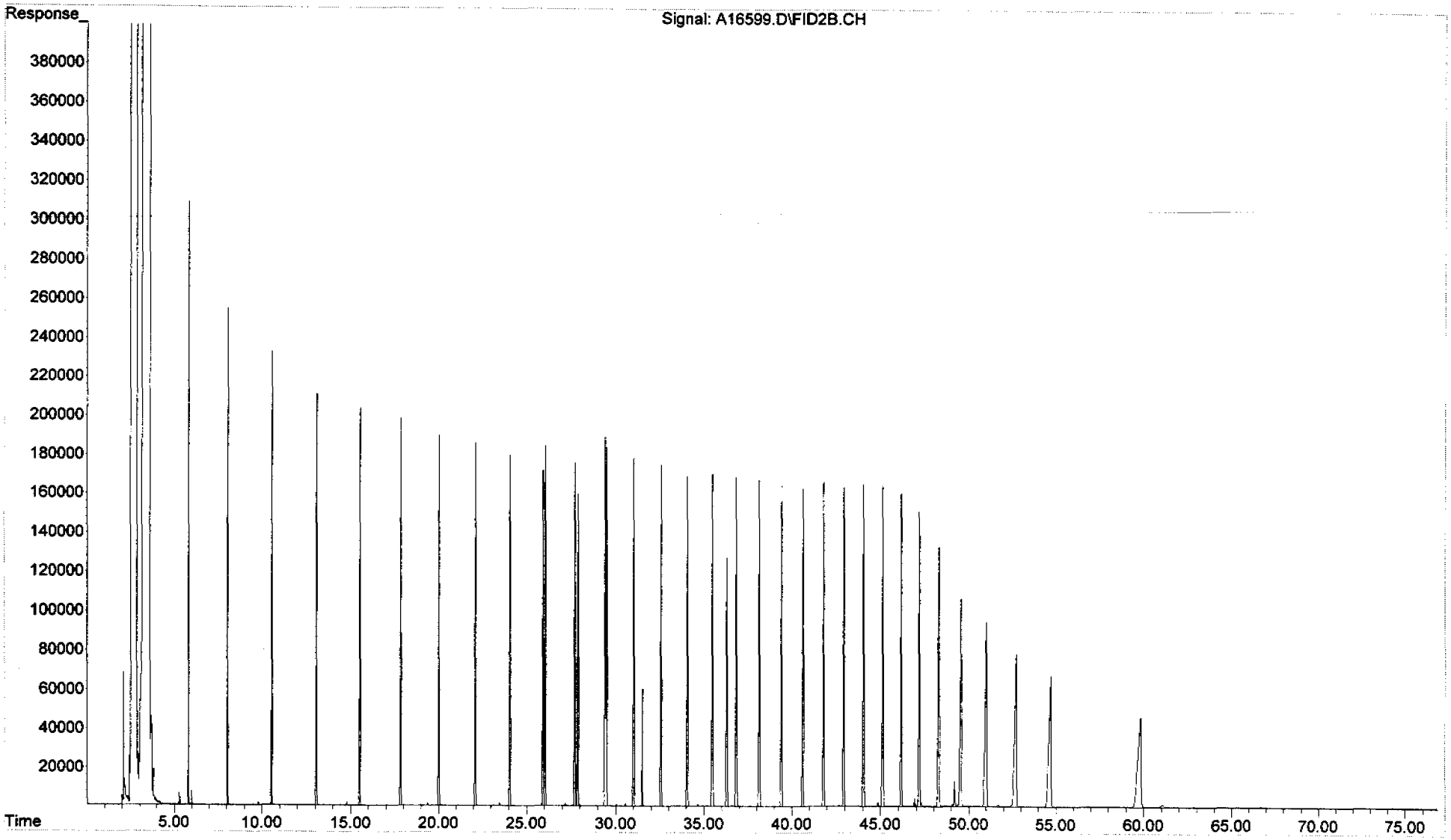

Evaluate Continuing Calibration Report

Data Path : O:\Forensics\Data\PAH1\SEPT07\SEP20.SEC\
Data File : A16601.D
Signal(s) : FID2B.CH
Acq On : 22 Sep 2007 2:02 am
Operator : AC
Sample : Q1092101-AFID
Misc : ICC
ALS Vial : 61 Sample Multiplier: 1

Integration File: SHCINT1.E
Quant Time: Sep 22 20:25:00 2007
Quant Method : C:\MSDCHEM\1\METHODS\HC10920K.M
Quant Title : FID Forensics
QLast Update : Sat Sep 22 21:56:07 2007
Response via : Initial Calibration
Integrator: ChemStation 6890 Scale Mode: Large solvent peaks clipped

Volume Inj. : 1.0
Signal Phase : Rtx-5MS
Signal Info : 0.25mm

Min. RRF : 0.050 Min. Rel. Area : 10% Max. R.T. Dev 0.50min
Max. RRF Dev : 25% Max. Rel. Area : 200%

		Compound	Amount	Calc.	%Dev	Area%	Dev(Min)
1	I	5-alpha-androstane	50.000	50.000	0.0	0	0.09
2	t	n-Octane (C8)	50.000	50.748	-1.5	0	0.00
3	t	n-Nonane (C9)	50.000	50.549	-1.1	0	0.00
4	t	n-Decane (C10)	50.000	50.737	-1.5	0	0.00
5	t	n-Undecane (C11)	50.000	50.394	-0.8	0	0.00
6	t	n-Dodecane (C12)	50.000	50.287	-0.6	0	0.00
7	t	n-Tridecane (C13)	50.000	50.394	-0.8	0	0.00
9	t	n-Tetradecane (C14)	50.000	50.271	-0.5	0	0.00
11	t	n-Pentadecane (C15)	50.000	49.823	0.4	0	0.00
12	t	n-Hexadecane (C16)	50.000	49.909	0.2	0	0.00
14	t	n-Heptadecane (C17)	50.000	50.061	-0.1	0	0.00
15	t	Pristane	50.000	52.983	-6.0	0	0.00
16	t	n-Octadecane (C18)	50.000	50.131	-0.3	0	0.00
17	t	Phytane	50.000	50.350	-0.7	0	0.00
18	t	n-Nonadecane (C19)	50.000	49.295	1.4	0	0.00
19	s	ortho-terphenyl	50.000	49.946	0.1	0	0.00
20	t	n-Eicosane (C20)	50.000	50.122	-0.2	0	0.00
21	t	n-Heneicosane (C21)	50.000	50.057	-0.1	0	0.00
22	t	n-Docosane (C22)	50.000	50.130	-0.3	0	0.00
23	t	n-Tricosane (C23)	50.000	49.856	0.3	0	0.00
24	s	d50-Tetracosane	50.000	52.870	-5.7	0	-0.01
25	t	n-Tetracosane (C24)	50.000	48.777	2.4	0	0.00
26	t	n-Pentacosane (C25)	50.000	49.953	0.1	0	0.00
27	t	n-Hexacosane (C26)	50.000	50.125	-0.3	0	0.00
28	t	n-Heptacosane (C27)	50.000	49.824	0.4	0	0.00
29	t	n-Octacosane (C28)	50.000	49.797	0.4	0	0.00
30	t	n-Nonacosane (C29)	50.000	49.991	0.0	0	0.00
31	t	n-Triacontane (C30)	50.000	49.912	0.2	0	0.00
32	t	n-Hentriacontane (C31)	50.000	49.307	1.4	0	0.00
33	t	n-Dotriacontane (C32)	50.000	50.009	-0.0	0	0.00
34	t	n-Tritriacontane (C33)	50.000	49.818	0.4	0	0.00
35	t	n-tetratriacontane (C34)	50.000	49.759	0.5	0	0.00
36	t	n-Pentatriacontane (C35)	50.000	49.689	0.6	0	0.01
37	t	n-Hexatriacontane (C36)	50.000	50.753	-1.5	0	0.03
38	t	n-Heptatriacontane (C37)	50.000	49.898	0.2	0	0.04
39	t	n-Octatriacontane (C38)	50.000	49.534	0.9	0	0.06
41	t	n-Tetracontane (C40)	50.000	50.131	-0.3	0	0.09

Evaluate Continuing Calibration Report - Not Founds

Quantitation Report (QT Reviewed)

Data Path : O:\FORENSICS\DATA\PAH1\SEPT07\SEP20.SEC\
Data File : A16601.D
Signal(s) : FID2B.CH
Acq On : 22 Sep 2007 2:02 am
Operator : AC
Sample : Q1092101-AFID
Misc : ICC
ALS Vial : 61 Sample Multiplier: 1

Integration File: events.e
Quant Time: Sep 22 21:25:00 2007
Quant Method : C:\MSDCHEM\1\METHODS\HC10920K.M
Quant Title : FID Forensics
QLast Update : Sat Sep 22 21:56:07 2007
Response via : Initial Calibration
Integrator: ChemStation 6890 Scale Mode: Small noise peaks clipped

Volume Inj. :
Signal Phase :
Signal Info :

Compound	R.T.	Response	Conc Units
Internal Standards			
1) I 5-alpha-androstane	31.52	45239502	50.000 ug/mLm
System Monitoring Compounds			
19) s ortho-terphenyl	29.48	46549014	49.946 ug/mLm
Spiked Amount 50.000	Range 50 - 130	Recovery =	99.89%
24) s d50-Tetracosane	36.28	44994313	52.870 ug/mLm
Spiked Amount 50.000	Range 50 - 130	Recovery =	105.74%
Target Compounds			
2) t n-Octane (C8)	5.76	39477625	50.748 ug/mLm
3) t n-Nonane (C9)	8.02	41709259	50.549 ug/mLm
4) t n-Decane (C10)	10.54	42702517	50.737 ug/mLm
5) t n-Undecane (C11)	13.07	42703859	50.394 ug/mLm
6) t n-Dodecane (C12)	15.51	43589639	50.287 ug/mLm
7) t n-Tridecane (C13)	17.83	43924809	50.394 ug/mLm
9) t n-Tetradecane (C14)	20.02	44299041	50.271 ug/mLm
11) t n-Pentadecane (C15)	22.09	44574867	49.823 ug/mLm
12) t n-Hexadecane (C16)	24.06	44515084	49.909 ug/mLm
14) t n-Heptadecane (C17)	25.92	44957293	50.061 ug/mLm
15) t Pristane	26.05	46395341	52.983 ug/mLm
16) t n-Octadecane (C18)	27.70	45137141	50.131 ug/mLm
17) t Phytane	27.88	45583093	50.350 ug/mLm
18) t n-Nonadecane (C19)	29.39	45106094	49.295 ug/mLm
20) t n-Eicosane (C20)	31.01	45191001	50.122 ug/mLm
21) t n-Heneicosane (C21)	32.55	46300661	50.057 ug/mLm
22) t n-Docosane (C22)	34.03	44506930	50.130 ug/mLm
23) t n-Tricosane (C23)	35.45	46157417	49.856 ug/mLm
25) t n-Tetracosane (C24)	36.82	46314857	48.777 ug/mLm
26) t n-Pentacosane (C25)	38.13	46531114	49.953 ug/mLm
27) t n-Hexacosane (C26)	39.40	47113490	50.125 ug/mLm
28) t n-Heptacosane (C27)	40.62	46250602	49.824 ug/mLm
29) t n-Octacosane (C28)	41.80	46909011	49.797 ug/mLm
30) t n-Nonacosane (C29)	42.94	48204823	49.991 ug/mLm
31) t n-Triacontane (C30)	44.04	47382480	49.912 ug/mLm
32) t n-Hentriacontane (C31)	45.11	47389414	49.307 ug/mLm
33) t n-Dotriacontane (C32)	46.15	46383475	50.009 ug/mLm
34) t n-Tritriacontane (C33)	47.16	47338427	49.818 ug/mLm
35) t n-tetratriacontane (C34)	48.25	48026455	49.759 ug/mLm
36) t n-Pentatriacontane (C35)	49.50	46138779	49.689 ug/mLm
37) t n-Hexatriacontane (C36)	50.94	48948098	50.753 ug/mLm
38) t n-Heptatriacontane (C37)	52.61	49491801	49.898 ug/mLm
39) t n-Octatriacontane (C38)	54.57	48590241	49.534 ug/mLm
41) t n-Tetracontane (C40)	59.64f	49565947	50.131 ug/mLm

File :O:\Forensics\Data\PAH1\SEPT07\SEP20.SEC\A16601.D
Operator : AC
Acquired : 22 Sep 2007 2:02 am using AcqMethod FRNC1D.M
Instrument : PAH-1
Sample Name: Q1092101-AFID
Misc Info : ICC
Vial Number: 61

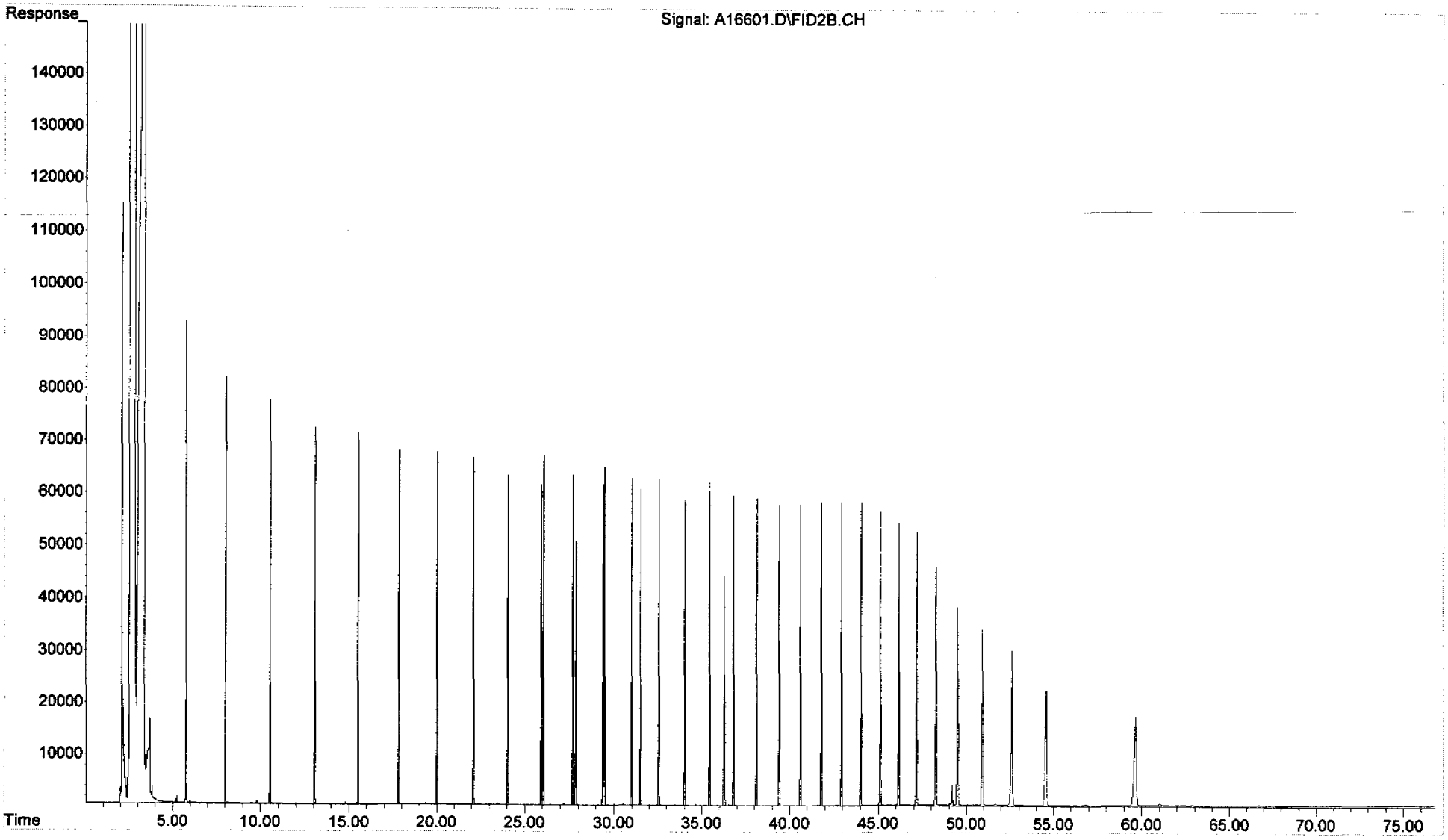

Quantitation Report (QT Reviewed)

Data Path : O:\Forensics\Data\PAH1\SEPT07\SEP20.SEC\
Data File : A16638A.D
Signal(s) : FID2B.CH
Acq On : 23 Sep 2007 5:03 am
Operator : AC
Sample : TS092607AWS01
Misc : 1X WHAE15
ALS Vial : 62 Sample Multiplier: 1

Integration File: SHCINT1.E
Quant Time: Sep 24 08:05:00 2007
Quant Method : C:\MSDCHEM\1\METHODS\HC10920K.M
Quant Title : FID Forensics
QLast Update : Sun Sep 23 10:06:15 2007
Response via : Initial Calibration
Integrator: ChemStation 6890 Scale Mode: Large solvent peaks clipped

Volume Inj. : 1.0
Signal Phase : Rtx-5MS
Signal Info : 0.25mm

Compound	R.T.	Response	Conc Units
Internal Standards			
1) I 5-alpha-androstane	31.53	51231394	50.000 ug/mLm
System Monitoring Compounds			
19) s ortho-terphenyl	29.48	52240446	49.497 ug/mLm
Spiked Amount 50.000	Range 50 - 130	Recovery =	98.99%
24) s d50-Tetracosane	36.30	48396214	50.216 ug/mLm
Spiked Amount 50.000	Range 50 - 130	Recovery =	100.43%
Target Compounds			
2) t n-Octane (C8)	5.73	45405305	51.541 ug/mLm
3) t n-Nonane (C9)	8.01	42174398	45.135 ug/mLm
4) t n-Decane (C10)	10.53	40710663	42.713 ug/mLm
5) t n-Undecane (C11)	13.07	42488202	44.275 ug/mLm
6) t n-Dodecane (C12)	15.51	39882895	40.629 ug/mLm
7) t n-Tridecane (C13)	17.83	41709911	42.256 ug/mLm
8) t 1380	19.51	8781950	8.800 ug/mLm
9) t n-Tetradecane (C14)	20.02	38659131	38.740 ug/mLm
10) t 1470	21.31	18135431	17.900 ug/mLm
11) t n-Pentadecane (C15)	22.09	35528091	35.067 ug/mLm
12) t n-Hexadecane (C16)	24.06	34479380	34.136 ug/mLm
13) t 1650	24.98	11638869	11.444 ug/mLm
14) t n-Heptadecane (C17)	25.92	32007458	31.473 ug/mLm
15) t Pristane	26.03	20508860	20.682 ug/mLm
16) t n-Octadecane (C18)	27.70	26537526	26.027 ug/mLm
17) t Phytane	27.87	13636522	13.301 ug/mLm
18) t n-Nonadecane (C19)	29.39	24922828	24.052 ug/mLm
20) t n-Eicosane (C20)	31.01	24415573	23.913 ug/mLm
21) t n-Heneicosane (C21)	32.55	23828509	22.749 ug/mLm
22) t n-Docosane (C22)	34.03	22316883	22.197 ug/mLm
23) t n-Tricosane (C23)	35.45	20405739	19.463 ug/mLm
25) t n-Tetracosane (C24)	36.82	19500908	18.135 ug/mLm
26) t n-Pentacosane (C25)	38.13	16859012	15.982 ug/mLm
27) t n-Hexacosane (C26)	39.40	15976862	15.010 ug/mLm
28) t n-Heptacosane (C27)	40.61	12261234	11.664 ug/mLm
29) t n-Octacosane (C28)	41.79	9791586	9.179 ug/mLm
30) t n-Nonacosane (C29)	42.93	8150579	7.464 ug/mLm
31) t n-Triacontane (C30)	44.03	7148968	6.650 ug/mLm
32) t n-Hentriacontane (C31)	45.10	7360190	6.762 ug/mLm
33) t n-Dotriacontane (C32)	46.14	4494743	4.279 ug/mLm
34) t n-Tritriacontane (C33)	47.15	4996511	4.643 ug/mLm
35) t n-tetratriacontane (C34)	48.24	4334236	3.965 ug/mLm
36) t n-Pentatriacontane (C35)	49.48	3741114	3.558 ug/mLm
37) t n-Hexatriacontane (C36)	50.92	2783988	2.549 ug/mLm

Data Path : O:\Forensics\Data\PAH1\SEPT07\SEP20.SEC\
Data File : A16638A.D
Signal(s) : FID2B.CH
Acq On : 23 Sep 2007 5:03 am
Operator : AC
Sample : TS092607AWS01
Misc : 1X WHAE15
ALS Vial : 62 Sample Multiplier: 1

Integration File: SHCINT1.E
Quant Time: Sep 24 08:05:00 2007
Quant Method : C:\MSDCHEM\1\METHODS\HC10920K.M
Quant Title : FID Forensics
QLast Update : Sun Sep 23 10:06:15 2007
Response via : Initial Calibration
Integrator: ChemStation 6890 Scale Mode: Large solvent peaks clipped

Volume Inj. : 1.0
Signal Phase : Rtx-5MS
Signal Info : 0.25mm

	Compound	R.T.	Response	Conc	Units
38) t	n-Heptatriacontane (C37)	52.58	2507380	2.232	ug/mLm
39) t	n-Octatriacontane (C38)	54.56	2501825	2.252	ug/mLm
40) t	n-Nonatriacontane (C39)	56.86	2146056	1.917	ug/mLm
41) t	n-Tetracontane (C40)	59.59f	2350398	2.099	ug/mLm
42) h	C9-C44 Total Petroleum Hyd	41.42	6418625571	6169.232	ug/mL
43) h	C10-C28 DRO	27.17	4213152284	4049.452	ug/mL
44) h	C9-C36 DRO	27.17	5597319549	5379.838	UG/ML
45) h	C28-C40 ORO	50.91	1594673403	1532.713	ug/mL
46) h	Total Resolved Hydrocarbon	41.42	1711524440	1645.024	ug/L

(f)=RT Delta > 1/2 Window (m)=manual int.

File :O:\Forensics\Data\PAH1\SEPT07\SEP20.SEC\A16638A.D
Operator : AC
Acquired : 23 Sep 2007 5:03 am using AcqMethod FRNC1D.M
Instrument : PAH-1
Sample Name: TS092607AWS01
Misc Info : 1X WHAE15
Vial Number: 62

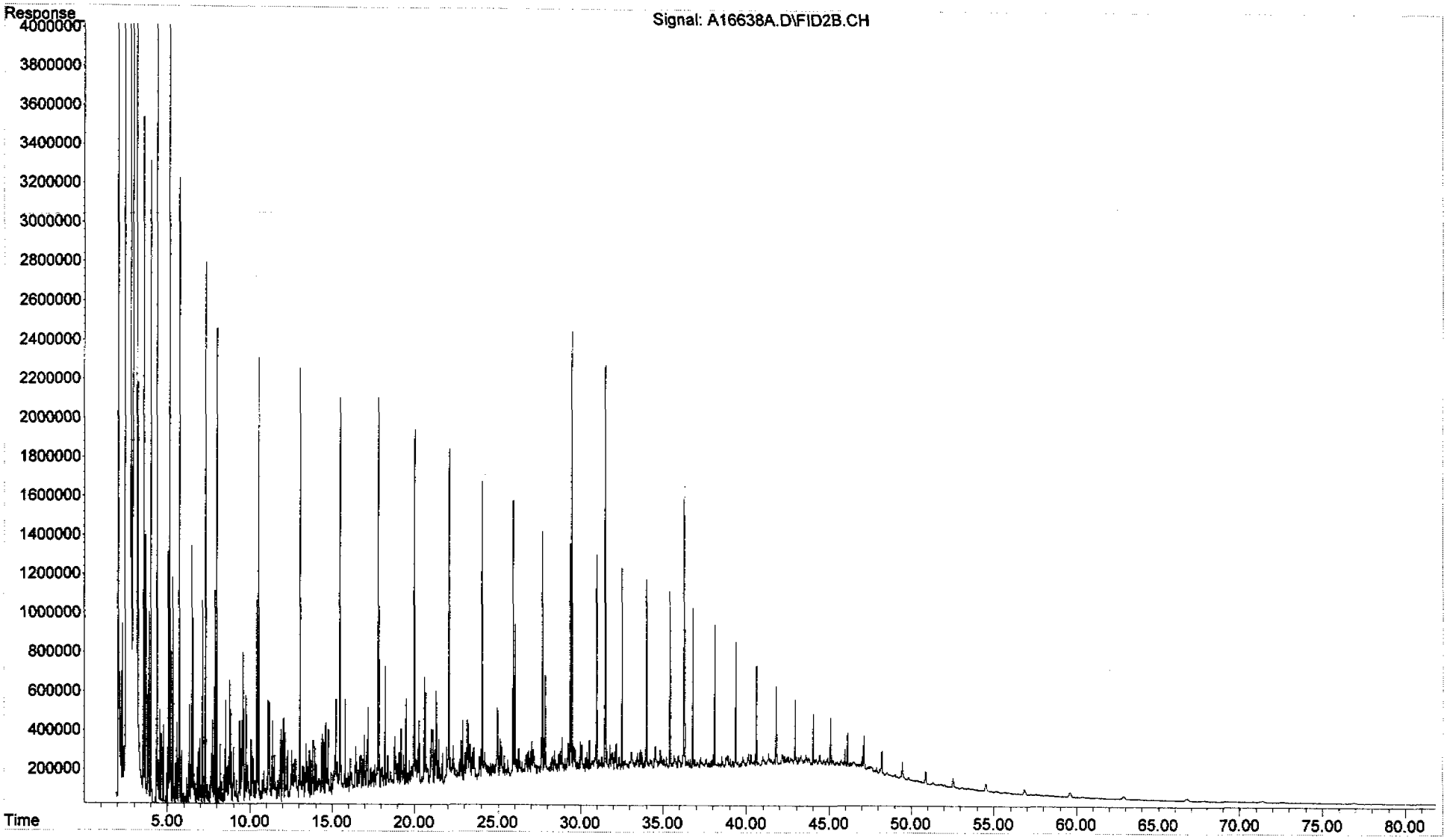

Form VII
Calibration Verification
Total Saturated Hydrocarbons by GC/FID

ALPHA WOODS HOLE LABS

Client: **NewFields**
Project: **PSANDS-Former Clifton MGP Site**
Case: **N/A** SDG: **N/A**

Lab Code: **MA00030**
ETR: **0710062**
Lab ID: **C1102903**

Parameter	Ave. RF	CCV RF	Percent Deviation	Deviation Limit
n-Nonane (C9)	50.00	49.68	0.6	25
n-Decane (C10)	50.00	49.59	0.8	25
n-Undecane (C11)	50.00	48.58	2.8	25
n-Dodecane (C12)	50.00	49.13	1.7	25
n-Tridecane (C13)	50.00	50.03	0.1	25
n-Tetradecane (C14)	50.00	50.14	0.3	25
n-Pentadecane (C15)	50.00	49.84	0.3	25
n-Hexadecane (C16)	50.00	50.18	0.4	25
n-Heptadecane (C17)	50.00	49.95	0.1	25
Pristane	50.00	54.12	8.2	25
n-Octadecane (C18)	50.00	50.44	0.9	25
Phytane	50.00	51.14	2.3	25
n-Nonadecane (C19)	50.00	49.73	0.5	25
n-Eicosane (C20)	50.00	50.47	0.9	25
n-Heneicosane (C21)	50.00	50.26	0.5	25
n-Docosane (C22)	50.00	50.26	0.5	25
n-Tricosane (C23)	50.00	49.93	0.1	25
n-Tetracosane (C24)	50.00	48.83	2.3	25
n-Pentacosane (C25)	50.00	50.11	0.2	25
n-Hexacosane (C26)	50.00	50.32	0.6	25
n-Heptacosane (C27)	50.00	50.15	0.3	25
n-Octacosane (C28)	50.00	50.16	0.3	25
n-Nonacosane (C29)	50.00	50.35	0.7	25
n-Triacontane (C30)	50.00	50.11	0.2	25
n-Hentriacontane (C31)	50.00	49.14	1.7	25
n-Dotriacontane (C32)	50.00	49.33	1.3	25
n-Tritriacontane (C33)	50.00	48.33	3.3	25
n-Tetratriacontane (C34)	50.00	47.19	5.6	25
n-Pentatriacontane (C35)	50.00	45.91	8.2	25
n-Hexatriacontane (C36)	50.00	45.40	9.2	25
n-Heptatriacontane (C37)	50.00	43.01	14.0	25
n-Octatriacontane (C38)	50.00	40.93	18.1	25
n-Tetracontane (C40)	50.00	37.59	24.8	25
ortho-Terphenyl	50.00	49.20	1.6	25
d50-Tetracosane	50.00	49.26	1.5	25

Area Response Ratio C36 to C20	**Ratio**
(Area C36/Area C20)	0.96

N/A - Not Applicable

11/12/07 15:21

Quantitation Report (QT Reviewed)

Data Path : O:\FORENSICS\DATA\PAH1\OCT07\OCT29.SEC\
Data File : A17608.D
Signal(s) : FID2B.CH
Acq On : 30 Oct 2007 7:21 pm
Operator : AC
Sample : C1102903-AFID
Misc : CC AE84
ALS Vial : 67 Sample Multiplier: 1

Integration File: SHCINT1.E
Quant Time: Nov 01 11:07:00 2007
Quant Method : C:\MSDCHEM\1\METHODS\HC10920K.M
Quant Title : FID Forensics
QLast Update : Fri Oct 19 13:42:18 2007
Response via : Initial Calibration
Integrator: ChemStation 6890 Scale Mode: Large solvent peaks clipped

Volume Inj. : 1.0
Signal Phase : Rtx-5MS
Signal Info : 0.25mm

Compound	R.T.	Response	Conc Units
Internal Standards			
1) I 5-alpha-androstane	31.45	45213207	50.000 ug/mLm
System Monitoring Compounds			
19) s ortho-terphenyl	29.41	45827436	49.200 ug/mLm
Spiked Amount 50.000 Range 50 - 130		Recovery =	98.40%
24) s d50-Tetracosane	36.21	41896607	49.259 ug/mLm
Spiked Amount 50.000 Range 50 - 130		Recovery =	98.52%
Target Compounds			
2) t n-Octane (C8)	5.71	38166968	49.092 ug/mLm
3) t n-Nonane (C9)	7.98	40966818	49.678 ug/mLm
4) t n-Decane (C10)	10.50	41712606	49.590 ug/mLm
5) t n-Undecane (C11)	13.03	41141268	48.578 ug/mLm
6) t n-Dodecane (C12)	15.47	42565973	49.134 ug/mLm
7) t n-Tridecane (C13)	17.78	43584497	50.033 ug/mLm
9) t n-Tetradecane (C14)	19.97	44156188	50.138 ug/mLm
11) t n-Pentadecane (C15)	22.04	44565221	49.841 ug/mLm
12) t n-Hexadecane (C16)	24.01	44734731	50.184 ug/mLm
14) t n-Heptadecane (C17)	25.87	44833914	49.953 ug/mLm
15) t Pristane	25.99	47359331	54.115 ug/mLm
16) t n-Octadecane (C18)	27.64	45390531	50.442 ug/mLm
17) t Phytane	27.82	46267174	51.135 ug/mLm
18) t n-Nonadecane (C19)	29.33	45480442	49.733 ug/mLm
20) t n-Eicosane (C20)	30.95	45477787	50.470 ug/mLm
21) t n-Heneicosane (C21)	32.49	46463545	50.262 ug/mLm
22) t n-Docosane (C22)	33.97	44596298	50.260 ug/mLm
23) t n-Tricosane (C23)	35.38	46196342	49.927 ug/mLm
25) t n-Tetracosane (C24)	36.75	46342400	48.834 ug/mLm
26) t n-Pentacosane (C25)	38.06	46649791	50.110 ug/mLm
27) t n-Hexacosane (C26)	39.32	47272476	50.323 ug/mLm
28) t n-Heptacosane (C27)	40.54	46521389	50.145 ug/mLm
29) t n-Octacosane (C28)	41.72	47225707	50.163 ug/mLm
30) t n-Nonacosane (C29)	42.86	48519925	50.347 ug/mLm
31) t n-Triacontane (C30)	43.96	47544673	50.112 ug/mLm
32) t n-Hentriacontane (C31)	45.02	47205858	49.144 ug/mLm
33) t n-Dotriacontane (C32)	46.06	45725782	49.328 ug/mLm
34) t n-Tritriacontane (C33)	47.06	45898648	48.331 ug/mLm
35) t n-tetratriacontane (C34)	48.14	45524825	47.195 ug/mLm
36) t n-Pentatriacontane (C35)	49.37	42609592	45.915 ug/mLm
37) t n-Hexatriacontane (C36)	50.78	43759849	45.400 ug/mLm
38) t n-Heptatriacontane (C37)	52.43	42631838	43.007 ug/mLm
39) t n-Octatriacontane (C38)	54.36	40129335	40.933 ug/mLm
41) t n-Tetracontane (C40)	59.34	37147488	37.593 ug/mLm

File :O:\FORENSICS\DATA\PAH1\OCT07\OCT29.SEC\A17608.D
Operator : AC
Acquired : 30 Oct 2007 7:21 pm using AcqMethod FRNC1D.M
Instrument : PAH-1
Sample Name: C1102903-AFID
Misc Info : CC AE84
Vial Number: 67

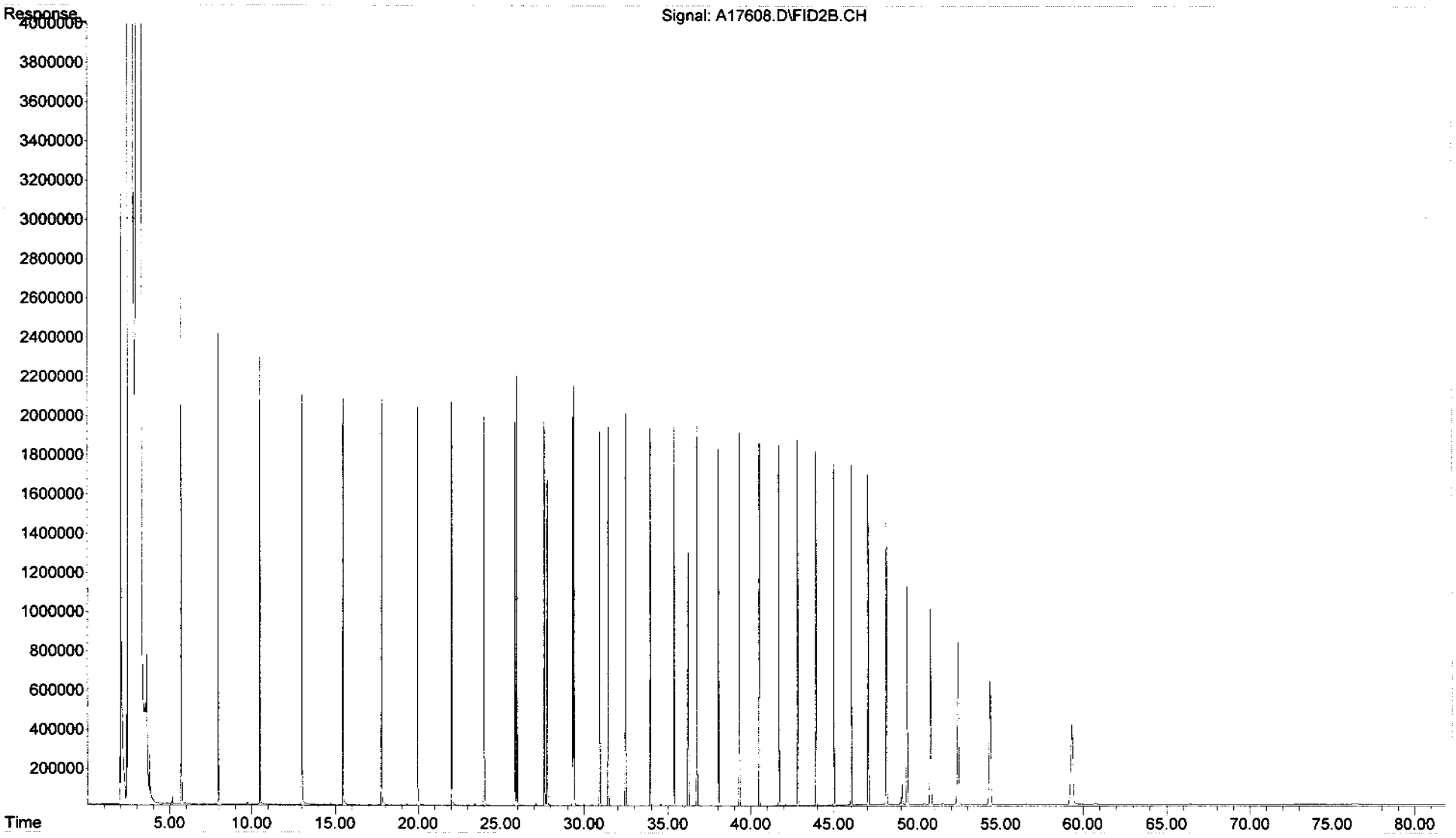

Form VII
Calibration Verification
Total Saturated Hydrocarbons by GC/FID

ALPHA WOODS HOLE LABS

Client: **NewFields**
Project: **PSANDS-Former Clifton MGP Site**
Case: N/A SDG: N/A

Lab Code: **MA00030**
ETR: **0710062**
Lab ID: **C1102904**

Parameter	Ave. RF	CCV RF	Percent Deviation	Deviation Limit
n-Nonane (C9)	50.00	46.20	7.6	25
n-Decane (C10)	50.00	47.99	4.0	25
n-Undecane (C11)	50.00	48.08	3.8	25
n-Dodecane (C12)	50.00	48.99	2.0	25
n-Tridecane (C13)	50.00	50.03	0.1	25
n-Tetradecane (C14)	50.00	50.36	0.7	25
n-Pentadecane (C15)	50.00	50.03	0.1	25
n-Hexadecane (C16)	50.00	50.50	1.0	25
n-Heptadecane (C17)	50.00	50.47	0.9	25
Pristane	50.00	54.09	8.2	25
n-Octadecane (C18)	50.00	50.84	1.7	25
Phytane	50.00	51.12	2.2	25
n-Nonadecane (C19)	50.00	50.57	1.1	25
n-Eicosane (C20)	50.00	50.78	1.6	25
n-Heneicosane (C21)	50.00	50.59	1.2	25
n-Docosane (C22)	50.00	50.53	1.1	25
n-Tricosane (C23)	50.00	50.16	0.3	25
n-Tetracosane (C24)	50.00	48.97	2.1	25
n-Pentacosane (C25)	50.00	50.21	0.4	25
n-Hexacosane (C26)	50.00	50.41	0.8	25
n-Heptacosane (C27)	50.00	50.15	0.3	25
n-Octacosane (C28)	50.00	50.21	0.4	25
n-Nonacosane (C29)	50.00	50.43	0.9	25
n-Triacontane (C30)	50.00	50.29	0.6	25
n-Hentriacontane (C31)	50.00	49.47	1.1	25
n-Dotriacontane (C32)	50.00	49.81	0.4	25
n-Tritriacontane (C33)	50.00	49.03	1.9	25
n-Tetratriacontane (C34)	50.00	48.08	3.8	25
n-Pentatriacontane (C35)	50.00	47.00	6.0	25
n-Hexatriacontane (C36)	50.00	46.75	6.5	25
n-Heptatriacontane (C37)	50.00	44.64	10.7	25
n-Octatriacontane (C38)	50.00	42.79	14.4	25
n-Tetracontane (C40)	50.00	39.97	20.1	25
ortho-Terphenyl	50.00	48.41	3.2	25
d50-Tetracosane	50.00	49.42	1.2	25

Area Response Ratio C36 to C20	**Ratio**
(Area C36/Area C20)	0.98

N/A - Not Applicable

11/12/07 15:22

Quantitation Report (QT Reviewed)

Data Path : O:\FORENSICS\DATA\PAH1\OCT07\OCT29.SEC\
Data File : A17626.D
Signal(s) : FID2B.CH
Acq On : 31 Oct 2007 12:16 pm
Operator : AC
Sample : C1102904-AFID
Misc : CC
ALS Vial : 77 Sample Multiplier: 1

Integration File: SHCINT1.E
Quant Time: Nov 01 11:12:00 2007
Quant Method : C:\MSDCHEM\1\METHODS\HC10920K.M
Quant Title : FID Forensics
QLast Update : Fri Oct 19 13:42:18 2007
Response via : Initial Calibration
Integrator: ChemStation 6890 Scale Mode: Large solvent peaks clipped

Volume Inj. : 1.0
Signal Phase : Rtx-5MS
Signal Info : 0.25mm

Compound	R.T.	Response	Conc Units
Internal Standards			
1) I 5-alpha-androstane	31.46	64376828	50.000 ug/mLm
System Monitoring Compounds			
19) s ortho-terphenyl	29.41	64207235	48.413 ug/mLm
Spiked Amount 50.000 Range 50 - 130		Recovery =	96.83%
24) s d50-Tetracosane	36.22	59847417	49.418 ug/mLm
Spiked Amount 50.000 Range 50 - 130		Recovery =	98.84%
Target Compounds			
2) t n-Octane (C8)	5.71	47265051	42.697 ug/mLm
3) t n-Nonane (C9)	7.99	54243967	46.198 ug/mLm
4) t n-Decane (C10)	10.50	57471728	47.986 ug/mLm
5) t n-Undecane (C11)	13.03	57974624	48.077 ug/mLm
6) t n-Dodecane (C12)	15.47	60430123	48.990 ug/mLm
7) t n-Tridecane (C13)	17.79	62060335	50.035 ug/mLm
9) t n-Tetradecane (C14)	19.98	63145454	50.356 ug/mLm
11) t n-Pentadecane (C15)	22.05	63695232	50.031 ug/mLm
12) t n-Hexadecane (C16)	24.01	64094625	50.499 ug/mLm
14) t n-Heptadecane (C17)	25.88	64498252	50.470 ug/mLm
15) t Pristane	26.00	67405479	54.093 ug/mLm
16) t n-Octadecane (C18)	27.65	65145183	50.845 ug/mLm
17) t Phytane	27.83	65863582	51.125 ug/mLm
18) t n-Nonadecane (C19)	29.34	65840402	50.565 ug/mLm
20) t n-Eicosane (C20)	30.96	65148833	50.778 ug/mLm
21) t n-Heneicosane (C21)	32.50	66581786	50.585 ug/mLm
22) t n-Docosane (C22)	33.97	63839748	50.530 ug/mLm
23) t n-Tricosane (C23)	35.39	66084570	50.161 ug/mLm
25) t n-Tetracosane (C24)	36.76	66169410	48.971 ug/mLm
26) t n-Pentacosane (C25)	38.07	66556410	50.211 ug/mLm
27) t n-Hexacosane (C26)	39.33	67421429	50.407 ug/mLm
28) t n-Heptacosane (C27)	40.55	66243541	50.148 ug/mLm
29) t n-Octacosane (C28)	41.73	67309658	50.213 ug/mLm
30) t n-Nonacosane (C29)	42.87	69199272	50.430 ug/mLm
31) t n-Triacontane (C30)	43.97	67935170	50.289 ug/mL
32) t n-Hentriacontane (C31)	45.03	67654584	49.466 ug/mLm
33) t n-Dotriacontane (C32)	46.07	65741975	49.810 ug/mLm
34) t n-Tritriacontane (C33)	47.07	66292539	49.026 ug/mLm
35) t n-tetratriacontane (C34)	48.15	66033369	48.078 ug/mLm
36) t n-Pentatriacontane (C35)	49.39	62106859	47.002 ug/mLm
37) t n-Hexatriacontane (C36)	50.80	64157888	46.749 ug/mLm
38) t n-Heptatriacontane (C37)	52.45	63009570	44.642 ug/mLm
39) t n-Octatriacontane (C38)	54.38	59730617	42.790 ug/mLm
41) t n-Tetracontane (C40)	59.38	56235424	39.969 ug/mLm

File :O:\FORENSICS\DATA\PAH1\OCT07\OCT29.SEC\A17626.D
Operator : AC
Acquired : 31 Oct 2007 12:16 pm using AcqMethod FRNC1D.M
Instrument : PAH-1
Sample Name: C1102904-AFID
Misc Info : CC
Vial Number: 77

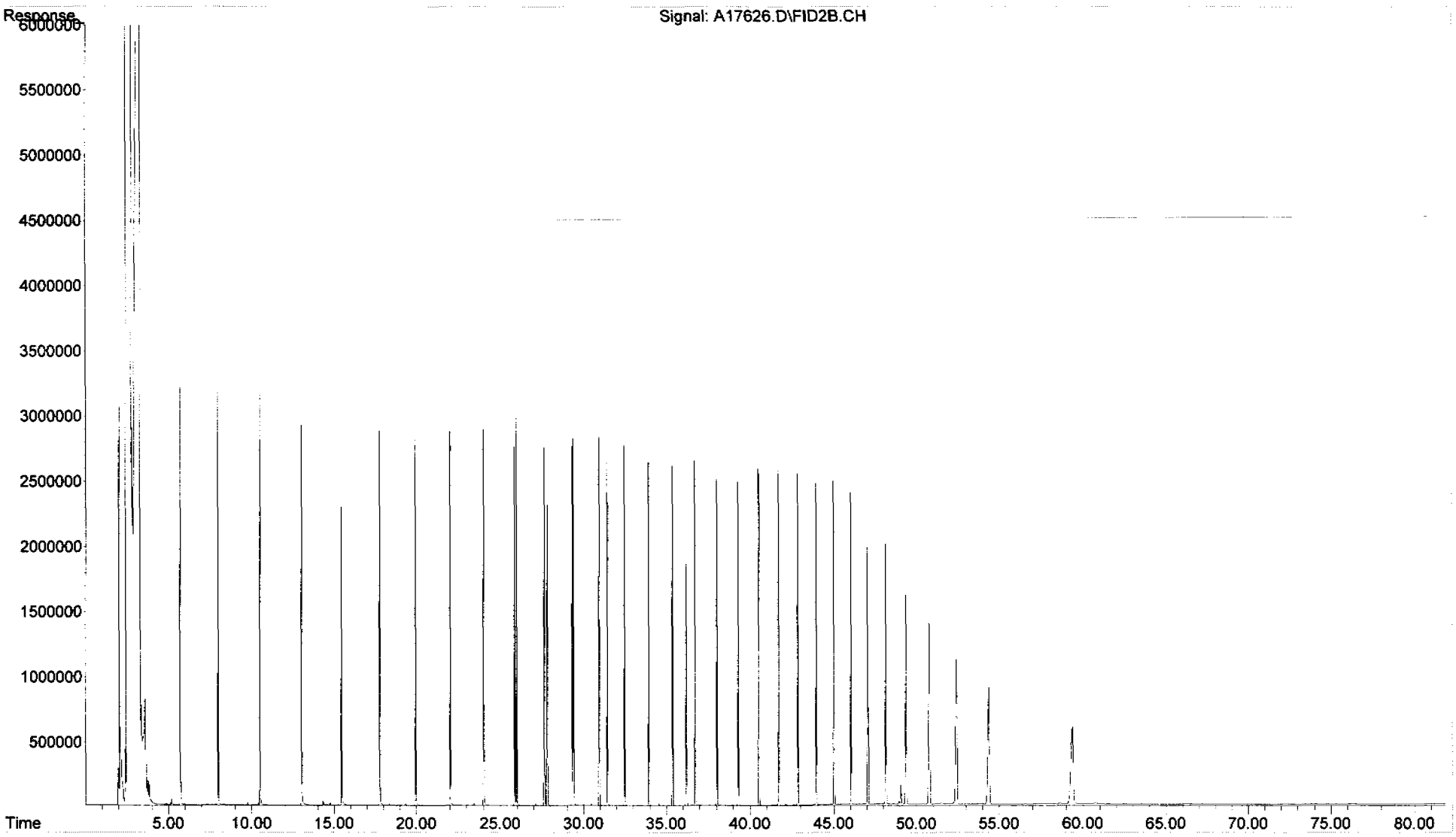

Chain of Custody Records

NEWFIELDS

Environmental Forensics Practice LLC

Chain of Custody

0716062

Proj. No	Proj. Name
02522.07.044	Clifton Forest MGP Site

SAMPLERS: Signature [signature]

ANALYSIS REQUESTED→ "NUMBER OF CONTANIERS"

DATE	TIME	LAB ID	CLIENT ID	SAMPLE DESCRIPTION	MATRIX (Oil/Soil/Water)	GC-FID-TPH (C_6+)	GCMS-Alkyl-PAH	GCMS-Biomarkers	PIANO - VOA	Organic Lead	METALS	PCB	Pesticides	PRESERVED	Total Number of Containers
10/3	11.35	-1		GPESB-6WA (13.5-14.5)	S	X	X	X							
10/3	09:30	-2		GPESB-7A (15-16')	S	X	X	X							

Relinquished by:	Date/Time	Received by:	Date/Time
[signature]	10/5/07 10:15		
Relinquished by:	Date/Time	Received by:	Date/Time

Comments: Samples to be shipped to: Alpha Woods Hole Labs
320 Forbes Blvd.
Mansfield, MA 02048
Tel: (508) 822-9300
Attn: Liz Porta

COC not signed - arrived after samples -
See sample recipt checklist - EMP 10/10/07

Sample Receipt Checklist

Client:	NEWFIE	**Receipt Date:**	10/6/07
Project:	PSANDS - Former Clifton MGP	**Log-in Date:**	10/9/07
ETR #:	0710062	**Inspection by:** NAM	**Login by:** DMT

ALL SECTIONS BELOW MUST BE COMPLETED

Were samples shipped? (Yes, FedEx) / UPS / Other:_____
No, WHG Courier pick-up / Hand delivered

Is bill of lading retained? (Yes) Tracking #: attached
No, Unavailable / NA

Number of coolers received for this project delivery: 1

Indicate cooler temperature upon opening (if multiple coolers, record all temps):

Note: If all coolers are 2-6°C, use one checklist, if NOT, use separate checklists and note all samples received *above* 6°C.

Cooler 1:
Temperature(s) taken from: 4 IR Gun, N/A Temp. Blank, / NA

Were samples received on ice? (Yes) / No

Chain-of-Custody present? Yes / (No)
Complete? Yes / (No)

Custody seals present on Cooler? Yes / (No)
on Bottles? Yes / (No)
Intact? Yes / No / (NA)

Note: Affix custody seals to back of this page.

Were sample containers intact? (Yes) / No If No, list samples: →

Did VOA/VPH waters contain headspace (>5mm)? Yes / No (NA) If Yes, list samples: →

Were 5035 VOA soils, or VPH soils, *covered* with MeOH? Yes / No / (NA)
If No, list samples: →

Was a sufficient amount of sample received for each test indicated on the COC?
(Yes) / No If No, list samples: →

If chemical preservation is appropriate -
Were samples field preserved? Yes / No / (NA)

☐ C=HCl ☐ M=MeOH ☐ S=H_2SO4
☐ H=NaOH ☐ N=HNO_3 ☐ Other:_____ ☐ U= Unknown

Preservation (pH) verified at lab for *EVERY* bottle? (Not: VOA / VPH / Sulfide)
YES: <2 or >12 (CN) or NO (NA)
If No, why?:

Were samples received within hold time? (Yes) / No If No, list samples: →

Discrepancy between samples rec'd & COC ? Yes (No) (NA) If Yes, list samples: →

Was the Project Manager notified of any other problems? Yes / No / (NA)

Project Manager Acknowledgement: BMP Date: 10/10/07

Comments / Notes

Sample storage refrigerator #:_____

Sample storage freezer #:_____

Cooler 2:_____ Cooler 3:_____

Cooler 4:_____ Cooler 5:_____

Cooler 6:_____ Cooler 7:_____

More:_____

GPESB-6WA (13.5-14.5')
10/3/07 11:35

GPESB-7A (15-16')
10/3/07 09:30

Chemical preservation OK for ALL samples?
Yes / No / (N/A)

If No, list samples below:

Please use back for any additional notes!

FedEx US Airbill Express

FedEx Tracking Number 8629 1771 0191

Recipient's Copy

1 From

Date 10/5/[illegible] [redacted]

Sender's Name Christopher Schuckpf Phone 908 227-2872

Company Pach & Schuckpf Lucky and Sater

Address 670 Mountain Blvd. Ext.

Dept/Floor/Suite/Room

City Warren State N.J. ZIP 07059

2 Your Internal Billing Reference 02522.017.044

3 To

Recipient's Name Liz Portaro Phone 508 844-4116

Company Alpha Woods Hole Laboratory

Recipient's Address 320 Forbes Road

We cannot deliver to P.O. boxes or P.O. ZIP codes.

Dept/Floor/Suite/Room

Address

To request a package be held at a specific FedEx location, print FedEx address here.

City Mansfield State MA ZIP 02048

8629 1771 0191

4a Express Package Service — *Packages up to 150 lbs.*

- [x] FedEx Priority Overnight — Next business morning.* Friday shipments will be delivered on Monday unless SATURDAY Delivery is selected.
- [ ] FedEx Standard Overnight — Next business afternoon.* Saturday Delivery NOT available.
- [ ] FedEx First Overnight — Earliest next business morning delivery to select locations.* Saturday Delivery NOT available.
- [ ] FedEx 2Day — Second business day.* Thursday shipments will be delivered on Monday unless SATURDAY Delivery is selected.
- [ ] FedEx Express Saver — Third business day.* Saturday Delivery NOT available.

FedEx Envelope rate not available. Minimum charge: One-pound rate.

* To most locations.

4b Express Freight Service — *Packages over 150 lbs.*

- [ ] FedEx 1Day Freight* — Next business day.** Friday shipments will be delivered on Monday unless SATURDAY Delivery is selected.
- [ ] FedEx 2Day Freight — Second business day.** Thursday shipments will be delivered on Monday unless SATURDAY Delivery is selected.
- [ ] FedEx 3Day Freight — Third business day.** Saturday Delivery NOT available.

* Call for Confirmation:

** To most locations.

5 Packaging

- [ ] FedEx Envelope*
- [ ] FedEx Pak* — Includes FedEx Small Pak, FedEx Large Pak, and FedEx Sturdy Pak.
- [ ] FedEx Box
- [ ] FedEx Tube
- [x] Other

* Declared value limit $500.

6 Special Handling — Include FedEx address in Section 3.

- [x] SATURDAY Delivery — Not available for FedEx Standard Overnight, FedEx First Overnight, FedEx Express Saver, or FedEx 3Day Freight.
- [ ] HOLD Weekday at FedEx Location — Not available for FedEx First Overnight.
- [ ] HOLD Saturday at FedEx Location — Available ONLY for FedEx Priority Overnight and FedEx 2Day to select locations.

Does this shipment contain dangerous goods? One box must be checked.

- [x] No
- [ ] Yes — As per attached Shipper's Declaration.
- [ ] Yes — Shipper's Declaration not required.
- [ ] Dry Ice — Dry ice, 9, UN 1845 ____ x ____ kg
- [ ] Cargo Aircraft Only

Dangerous goods (including dry ice) cannot be shipped in FedEx packaging.

7 Payment *Bill to:* — Enter FedEx Acct. No. or Credit Card No. below.

- [x] Sender — Acct. No. in Section 1 will be billed.
- [ ] Recipient
- [ ] Third Party
- [ ] Credit Card
- [ ] Cash/Check

Obtain Recip. Acct. No. [ ]

[redacted]

Total Packages	Total Weight	Total Declared Value†
1		$ 2,000 .00

†Our liability is limited to $100 unless you declare a higher value. See back for details.

Credit Card Auth.

8 Residential Delivery Signature Options — If you require a signature, check Direct or Indirect.

- [ ] No Signature Required — Package may be left without obtaining a signature for delivery.
- [ ] Direct Signature — Someone at recipient's address may sign for delivery. *Fee applies.*
- [ ] Indirect Signature — If no one is available at recipient's address, someone at a neighboring address may sign for delivery. *Fee applies.*

520

Rev. Date 10/06 • Part #158281 • ©1994–2006 FedEx • PRINTED IN U.S.A. SRY

fedex.com 1.800.GoFedEx 1.800.463.3339

ANALYTICAL REPORT

Prepared for:
NewFields
300 Ledgewood Place, Suite 305
Rockland, MA 02370

Project:	PSANDS-Former Clifton MGP Site
ETR:	0710062
Report Date:	February 08, 2008

Certifications and Accreditations
Massachusetts M-MA030
Connecticut PH-0141
New Hampshire 2206
Rhode Island LAO00289
New Jersey MA015
Maine MA0030
New York 11627
Louisiana 03090
Florida E87814
Pennsylvania 68-02089
Army Corps of Engineers
Department of the Navy

This report shall not be reproduced except in full, without written approval from the laboratory.

320 Forbes Blvd, Mansfield, MA 02048, (508) 822-9300, Fax (508) 822-3288

Sample ID Cross Reference

Client: **NewFields**
Project: **PSANDS-Former Clifton MGP Site**

Lab Code: **MA00030**
ETR: **0710062**

Lab Sample ID	Client Sample ID
0710062-01	GPESB-6WA (13.5-14.5')
0710062-02	GPESB-7A (15-16')

Certificate/Approval Program Summary

Method numbers assume the most recent EPA revisions. For a complete listing of analytes for the referenced methods please contact your Alpha Woods Hole Lab Project Manager or the Quality Assurance Manager.

Connecticut Department of Public Health Certificate/Lab ID : PH-0141 - *Wastewater* (General Chemistry: EPA 120.1, 150.1, 160.1, 160.2, 180.1, 300.0, 310.1, 335.2, 365.2; Metals: 200.8, 245.1; Organics: 608, 624, 625, ETPH) *Solid Waste/Soil* (General Chemistry: 1010, 9010/9014, 9045, 9060; Metals: 6020, 7470, 7471; Organics: 8081, 8082, 8260, 8270, ETPH).

Florida Department of Health Certificate/Lab ID : E87814 - Primary NELAP Accreditation Authority for Air & Emissions. Secondary NELAP Accreditation for Wastwater and Solid & Hazardous Waste. *Wastewater* (General Chemistry: EPA 120.1/SM2510B, 150.1, 160.1/SM2540C, 160.2/SM2540D, 180.1, 300.0, 335.2, 365.2, SM2320B, SM2340B, SM2540G, SM4500NH3; Metals: 245.1; Organics: 608, 624, 625). *Solid and Hazardous Waste* (General Chemistry: 9010/9014, 9045, 9050, 9056, 9065, Reactivity 7.3; Metals: 6020, 7470, 7471; Organics: 8081, 8082, 8260, 8270). *Air & Emissions* (Organics: EPA TO-15).

Louisiana Department of Environmental Quality Certificate/Lab ID : 03090 - Primary NELAP Accrediting Authority for Wastewater, Solid & Hazardous Waste. *Wastewater* (General Chemistry: EPA 120.1/SM2510B, 150.1, 160.1/SM2540C, 160.2/SM2540D, 180.1, 300.0, 310.1/SM2320B, 335.2, 365.2, 376.2, 9010/9014, 9056, SM2540G; Metals: 200.8, 245.1, 6020; Organics: 608, 624, 625, 8015-DRO/GRO, 8081, 8082, 8260, 8270). *Solid and Hazardous Waste* (General Chemistry: 1010, 1311, 9010/9014, 9040, 9045, 9056, 9060, Reactivity 7.3; Metals: 6020, 7196, 7470, 7471; Organics: 8015-DRO/GRO, 8081, 8082, 8260, 8270).

Maine Department of Human Services Certificate/Lab ID : MA0030 - *Wastewater* (General Chemistry: EPA 120.1/ SM2510B, 160.1/SM2540C, 160.2/SM2540D, 300.0, 310.1/SM2320B, 335.2, 365.2; Metals: EPA 245.1; Organics: 608, 624).

Massachusetts Department of Environmental Protection Certificate/Lab ID: M-MA030 - *Wastewater* (General Chemistry: EPA 120.1/SM2510B, 150.1, 160.1/SM2540C, 160.2/SM2540D, 300.0, 310.1/SM2320B, 335.2, 365.2; Metals: EPA 245.1; Organics: EPA 608, 624).

New Hampshire Department of Environmental Services Certificate/Lab ID: 2206 - Secondary NELAP Accreditation. *Wastewater* (General Chemistry: EPA 120.1/SM2510B, 150.1, 160.1/SM2540C, 160.2/SM2540D, 180.1, 300.0, 310.1/SM2320B, 335.2, 365.2, 376.2, SM2540G; Metals: 200.8, 245.4; Organics: 608, 624, 625).

New Jersey Department of Environmental Protection Certificate/Lab ID : MA015 - Secondary NELAP Accreditation. *Wastewater* (General Chemistry: EPA 120.1/SM2510B, 150.1, 160.1/SM2540C, 160.2/SM2540D, 180.1, 300.0, 310.1/SM2320B, 335.2, 376.2, 9010/9014, 9056, SM2540G; Metals: 200.8, 245.1 6020; Organics: 608, 624, 625, 8081, 8082, 8260, 8270). *Solid & Hazardous Waste* (General Chemistry: EPA 1010, 1311, 9010/9014, 9040, 9045, 9056, 9060; Metals: 6020, 7196, 7470, 7471; Organics: 8015-DRO/GRO, 8081, 8082, 8260, 8270). *Air & Emissions* (Organics: EPA TO-15).

New York Department of Health Certificate/Lab ID : 11627 - Secondary NELAP Accreditation. *Wastewater* (General Chemistry: EPA 120.1/SM2510B, 150.1, 160.1/SM2540C, 160.2/SM2540D, 300.0, 310.1/SM2320B, 365.2, 376.2; Metals: 245.1; Organics: 608, 624, 625). *Solid and Hazardous Waste* (General Chemistry: EPA 1010, 1311; : 245.1; 6020, 7041; Organics: 8081, 8082, 8260, 8270). *Air & Emissions* (Organics: EPA TO-15).

Rhode Island Department of Health Certificate/Lab ID : LAO00289 - Chemistry: *Organic and Inorganic in Non-Poratable Water, Wastewater/Sewage and Soil* (Refer to LADEQ and MADEP certificates for method numbers.)

Pennsylvania Department of Environmental Protection Certificate/Lab ID : 68-02089 - Registered laboratory

U.S. Army Corps of Engineers

Department of the Navy

CASE NARRATIVE
Alpha Analytical

ETR: 0710062
Project: PSANDS-Former Clifton MGP Site

All analyses were performed according to the Alpha Analytical quality assurance program and documented Standard Operating Procedures (SOPs). The analytical results contained in this report were performed within holding time, and with appropriate quality control measures, except where noted. A summary of all state and federal accreditations is provided within this report. Blank correction of results is not performed in the laboratory for any parameter. Alpha Analytical certifies that the test results within meet all of the requirements of NELAC, for all NELAC accredited parameters.

Alkylated Polynuclear Aromatic Hydrocarbons
Steranes and Triterpanes

Polynuclear aromatic hydrocarbons and Geochemical Biomarkers were analyzed following Alpha Analytical SOP *Analysis of Parent and Alkylated Polynuclear Aromatic Hydrocarbons, Selected Heterocyclic Compounds, Steranes and Triterpanes by Gas Chromatography/Mass Spectrometry with Selected Ion Monitoring (Revision 3.0, 06/19/06)*. Soil samples (10-30g) are spiked with surrogate compounds and extracted by *Shaker Table Extraction (Revision 0.0, 02/20/02)*. Solvent extracts are dried over sodium sulfate and concentrated to an appropriate volume as determined by gravimetric weighing. A pre-determined volume of the extract is alumina cleaned (*Alumina Column Cleanup of Organic Extracts, Revision 0.0, 02/21/1999*) and concentrated to a 1mL final volume. Another aliquot is silica fractionated for Biomarker analysis, and concentrated to a 1mL final volume. Qualitative identifications are confirmed by analyzing standards under the same conditions used for samples, comparing mass spectra, GC retention times, and patterns generated from reference oils. Quantification is based on response factors derived from a multi-level initial calibration using internal standard techniques. Alkyl homologues are quantified using the response factor of the parent PAH compound. Target triterpane biomarker concentrations are quantified using the response factor of 17α(H),21β(H)-hopane and the steranes are quantified using the response factor of 5β(H)-cholane.

Note: The enclosed samples for the analyses listed above were requested on 1/30/08, after analytical hold times had expired.

1. The method blank SS101607B13 contained low level target compounds detected below the reporting limit. Associated field sample results are flagged with "B" qualifiers if the concentration of the analyte in the sample is less than 5X the concentration in the blank. Please note that no "B" qualifier was utilized.

2. The laboratory control sample duplicate (SS101607LCSD04) has compounds recovered above the 130% recovery limit, potentially due to the concentration of the extract prior to reanalysis. The associated laboratory control sample (SS101607LCS04) has these compounds recovered within the recovery limits indicating this is isolated to the LCSD extract.

3. The dilution analysis for sample GPESB-6WA (13.5-14.5') (0710062-01E) had all surrogate compounds recovered above the 130% QC limit. Please note that the surrogates in the QC samples and all the surrogates in the initial analysis of this sample exhibited acceptable recoveries.

4. The method blank (SS101607B13) and laboratory control sample (SS101607LCS04) have two internal standard compounds recovered below the lower area limit of -50%, potentially due to evaporation and/or concentration of the extract prior to reanalysis. See the enclosed Internal Standard Area Summary Form VIII for specific details. Note that all surrogates were recovered with in the recovery limits.

5. Sample GPESB-6WA (13.5-14.5') (0710062-01) and it's duplicate (0710062-01D) have compounds above the 30% relative percent difference QC limit potentially due to matrix heterogeneity. The integrations in the native sample and the duplicate were reviewed and found to be appropriate.

6. Several samples required dilutions due to over-calibration concentrations of target compounds. The diluted analyses are only quantified for the compounds that were over the calibration range of the analytical instrument in the un-diluted analyses.

7. The analysis for method blank (SS101607B13), laboratory control sample (SS101607LCS04) and laboratory control sample duplicate (SS101607LCSD04) were analyzed on 1/31/08, sixty seven days outside of analytical hold time.

8. The analysis for sample GPESB-6WA (13.5-14.5') (0710062-01), it's duplicate (0710062-01D), their corresponding dilutions (0710062-01E and 0710062-01ED), and sample GPESB-7A(15-16') (0710062-02) were analyzed on 2/01/08, sixty eight days outside of analytical hold time.

9. The dilution analysis for sample GPESB-7A(15-16') (0710062-02E) was analyzed on 2/02/08, sixty nine days outside of analytical hold time.

10. The Biomarker analysis for all samples were analyzed on 2/02/08, sixty nine days outside of analytical hold time.

11. The continuing calibration verification, C1020201, had the percent deviation for several compounds above the 25%D QC limit. This calibration standard was only evaluated for the PAH compounds that required dilution, all of which were within QC limits, thus analysis proceeded.

12. The continuing calibration verification, C1020202, had the percent deviation for several compounds above the 25%D QC limit. This calibration standard was only evaluated for the PAH compounds that required dilution, all of which were within QC limits, thus analysis proceeded.

The enclosed results of analyses are representative of the samples as received by the laboratory. Alpha Analytical makes no representations or certifications as to the method of sample collection, sample identification, or transporting/handling procedures used prior to the receipt of samples by Alpha Analytical. To the best of my knowledge, the information contained in this report is accurate and complete. For any questions regarding this report, please contact the signatory below at 508-822-9300.

Approved by: Elizabeth Porta Title: Organics Manager Date: 2/8/08

Elizabeth Porta **Organics Manager**

Sample Preparation

Alpha Woods Hole Lab
Batch Prep Report
10/16/2007 0710062SOIL - OP SHC

Lab ID	QC Type	Prep Method	Analyst	Prep Start Date	Prep Completed	TCLP Date	Initial Amount (g or ml)	Final Volume (ml)	Solvent Ex	Conc. Analyst	Conc. Date	Conc. Method	Transfer Volume (ml)	Vialed By	Vialed Date	Cell Number
0710062-01	D	Shaker	GJP	10/16/2007	10/26/2007		10.03	5.56	False	MA	10/23/2007	KD Flask	0.15	MA	10/26/2007	
0710062-01	SAM	Shaker	GJP	10/16/2007	10/26/2007		10	5.56	False	MA	10/23/2007	KD Flask	0.15	MA	10/26/2007	
0710062-02	SAM	Shaker	GJP	10/16/2007	10/26/2007		10	8.7	False	MA	10/23/2007	KD Flask	0.15	MA	10/26/2007	
SS101607B13	B	Shaker	GJP	10/16/2007	10/26/2007		30	2	False	MA	10/23/2007	KD Flask	0.15	MA	10/26/2007	
SS101607LCS04	LCS	Shaker	GJP	10/16/2007	10/26/2007		30	2	False	MA	10/23/2007	KD Flask	0.15	MA	10/26/2007	
SS101607LCSD04	LCSD	Shaker	GJP	10/16/2007	10/26/2007		30	2	False	MA	10/23/2007	KD Flask	0.15	MA	10/26/2007	

Alpha Woods Hole Lab
Batch Prep Report

10/16/2007 0710062SOIL - OP SHC

Lab ID	Notes
0710062-01	1st Prep
0710062-01	1st Prep
0710062-02	1st Prep
SS101607B13	1st Prep
SS101607LCS04	1st Prep
SS101607LCSD04	1st Prep

Alpha Woods Hole Lab
Batch Weight Report
10/16/2007

Lab ID	QC Type	0710062SOIL - Sample
0710062-01	D	10.03
0710062-01	SAM	10
0710062-02	SAM	10
SS101607B13	B	30
SS101607LCS04LCS	OP NEWFIE	30
SS101607LCS04LCS	OP SHC	30
SS101607LCS04LCS	OP Steranes/Triterpanes	30
SS101607LCSD04LCSD	OP NEWFIE	30
SS101607LCSD04LCSD	OP SHC	30
SS101607LCSD04LCSD	OP Steranes/Triterpanes	30

METHYLENE CHLORIDE C29E28 (tank) C38466(bottle)
ACETONE: C23E02 HEXANE: C36E09

COPPER: B48607 SULFURIC ACID: 3104070

GLASS WOOL: 4303309989 SODIUM SULFATE: C30598

DIATEMACEOUS EARTH: 33504

Alpha Woods Hole Lab
Batch Prep Spike Report

10/16/2007 0710062SOIL - OP NEWFIE Analyst: GJP Witness: SS

Lab ID	QC Type	OP NEWFIE - surr	Vol OP NEWFIE - surr	Units OP NEWFIE - surr	OP NEWFIE - spk 1	Vol OP NEWFIE - spk 1	Units OP NEWFIE - spk 1	OP NEWFIE - spk 2	Vol OP NEWFIE - spk 2	Units OP NEWFIE - spk 2
0710062-01	D	WHAE75	2	ml	WHAE47	200	µl			
0710062-01	SAM	WHAE75	2	ml	WHAE47	200	µl			
0710062-02	SAM	WHAE75	2	ml	WHAE47	200	µl			
SS101607B13	B	WHAE75	100	µl	WHAE78	200	µl			
SS101607LCS04	LCS	WHAE75	100	µl	WHAE78	200	µl	WHAE68	100	µl
SS101607LCSD04	LCSD	WHAE75	100	µl	WHAE78	200	µl	WHAE68	100	µl

Test: PAH/SHC

Standard Type: Surrogate / LCS / MS-MSD

LFB / Other LOW.

ID. WHAE75
Conc. 10ug/ml 500ug/ml .

Test: BIOMARKERS

Standard Type: Surrogate / LCS / MS-MSD

LFB / Other Low

ID# WHAE78
Conc. 10ug/ml

Test: PAH/SHC

Standard Type: Surrogate / LCS / MS-MSD

LFB / Other

ID# WHAD68
Conc. 10ug/ml 500ug/ml .

Test: BIOMARKERS

Standard Type: Surrogate / LCS / MS-MSD

LFB / Other High

ID# WHAE47
Conc. 100ug/ml

Pre-Alumina Column Gravimetric Determination

Analyst: MA
Date: 10/23/07

BATCH: 0710062

Entered by: MA
Verified by:

ETR #	Sample #	QC (MB, LCS, D)	Final Volume of Extract (ul)	Aliquot Removed #1 (ul)	Aliquot Removed #2 (ul)	Aliquot Weight #1 (mg)	Aliquot Weight #2 (mg)	Total Extract Oil Weight (mg)	Volume Removed For Column (ul)	Oil to Column (mg)	Dilution Factor	QC (%R, RPD)
		LCS	10000	50	N/A	0.249	N/A	49.80	N/A	N/A	N/A	100%
0710062	1	D	5000	50	N/A	0.435	N/A	43.50	900	7.82	5.56	6%
0710062	1		5000	50	N/A	0.411	N/A	41.10	900	7.39	5.56	
0710062	2		10000	50	N/A	0.348	N/A	69.60	1150	8.00	8.70	

Total Extract Oil Weight (mg) = (Final Volume of Extract / Aliquot Removed) * Aliquot Weight
Sample Weight (mg/mL) = 20 * Aliquot Weight (mg)
LCS TV = 5 mg/mL

Oil to Column = Total Extract Oil Weight (mg) / Dilution Factor
Dilution Factor = Final Volumne of Extract (ul) / Volume Removed For Column (ul)

TEMPLATE: GravimetricT.XLT
Duplicates should agree within +/- 10%.

Pre-Alumina Column Gravimetric Determination

Analyst: MA
Date: ######## 10/29/07

BATCH: 0710062

Entered by: MA
Verified by:

ETR #	Sample #	QC (MB, LCS, D)	Final Volume of Extract (ul)	Aliquot Removed #1 (ul)	Aliquot Removed #2 (ul)	Aliquot Weight #1 (mg)	Aliquot Weight #2 (mg)	Total Extract Oil Weight (mg)	Volume Removed For Column (ul)	Oil to Column (mg)	Dilution Factor	QC (%R, RPD)
		LCS	10000	50	N/A	0.249	N/A		N/A	N/A	N/A	0%
0710062	1	D	5000	50	N/A	0.435	N/A					#VALUE!
0710062	1		5000	50	N/A	0.411	N/A					
0710062	2		10000	50	N/A	0.348	N/A					

Total Extract Oil Weight (mg) = (Final Volume of Extract / Aliquot Removed) * Aliquot Weight
Sample Weight (mg/mL) = 20 * Aliquot Weight (mg)
LCS TV = 5 mg/mL

Oil to Column = Total Extract Oil Weight (mg) / Dilution Factor
Dilution Factor = Final Volumne of Extract (ul) / Volume Removed For Column (ul)

TEMPLATE: GravimetricT.XLT
Duplicates should agree within +/- 10%.

Alpha Woods Hole Lab
Batch Clean Up Report

10/16/2007 0710062SOIL - OP SHC

Lab ID	QC Type	Clean Up Method	Analyst	Clean Up Date	Flow Rate	Coll. Start	Coll. End	Concentration Analyst	Conc. Date	Solvent Ex.	Prefractionation Volume (ml)	Fractionation Amount (ml)	Fractionation Factor	Transfer Volume (ml)
0710062-01	D	3610	MA	10/24/2007				MA	10/24/2007	False	5	0.9	0	0.15
0710062-01	SAM	3610	MA	10/24/2007				MA	10/24/2007	False	5	0.9	0	0.15
0710062-02	SAM	3610	MA	10/24/2007				MA	10/24/2007	False	10	1.15	0	0.15
SS101607B13	B	3610	MA	10/24/2007				MA	10/24/2007	False	2	1	0	0.15
SS101607LCS04	LCS	3610	MA	10/24/2007				MA	10/24/2007	False	2	1	0	0.15
SS101607LCSD04	LCSD	3610	MA	10/24/2007				MA	10/24/2007	False	2	1	0	0.15

Alpha Woods Hole Lab
Batch Clean Up Report

10/16/2007 0710062SOIL - OP SHC

Lab ID	Notes
0710062-01	
0710062-01	
0710062-02	
SS101607B13	
SS101607LCS04	
SS101607LCSD04	

Alpha Woods Hole Labs Internal Std Tracking Form

Project Name: PSANDS
ETR: 0710062

ALK-PAH / SHC

Lab ID	Extract Vol (uL)	Standard ID and Vial #	Vol IS Added (uL)	Pre-injection Vol (uL)[1]	Final Volume Equivalent	Spiked By	Aliquot 1 Removed (uL)	Aliquot 2 Removed (uL)	Date
0710062	900	WHAE91#1	100	1000	5.56	MA	150	150	10/26/2007
0710062	900	WHAE91#1	100	1000	5.56	MA	150	150	10/26/2007
0710062	900	WHAE91#1	100	1000	8.70	MA	150	150	10/26/2007
0710062	900	WHAE91#1	100	1000	2.00	MA	150	150	10/26/2007
0710062	900	WHAE91#1	100	1000	2.00	MA	150	150	10/26/2007
0710062	900	WHAE91#1	100	1000	2.00	MA	150	150	10/26/2007

[1] Includes Internal Std

Forensic Preparation Checklist

ETR: 0710062 Client: Newfields Project: PSANDS

Workplan Present	

Workplan Reviewed With Project Manager	

Test Requested	
ALK-PAH	X
SHC	X
BIOMARKER	X
HOMOLOG	
Pb	
PHENOL	
OTHER	

Required Cleanups	
No Cleanup Required	
Copper	X
Conc. Sulfuric Acid	
GPC	
Silica Gel 923 Grade Glass Column	
Alumina (Super I) Glass Column	X
Alumina (F20) Glass Column	

Sample Observations			
Normal Weight/Volume Extracted		Lesser Amount Used - Sheen Present On Sample	
Lesser Amount Used - Low Sample Volume Provided		Lesser Amount Used - Suspected High Target Analytes	
Lesser Amount Used - Strong Hydrocarbon Odor		Sediment At Bottom Of Water Sample Jar	
Project Specific Weight Used		No Observations	X
Other:			

Extraction Notes	
Emulsions During Shake	
Samples Extracted Outside Of Hold Time	
No Observations	X
Other:	

Identify Matrix - Circle One
Soil/Sediment/Water/Sheen/NAPL
Sludge/Solid/Tissue/Product/Oil
Net/Wipe

	Date	Initials
1st Extraction	10/16/07	GJP
2nd Extraction	↓	↓
3rd Extraction	↓	↓

Concentration Notes			
Greater Final Volume - High Viscosity		Greater Final Volume - Inability To Concentrate Further	
Precipitate Formed During Concentration	X	No Observations	
Other: white precipitate on sample 1 and 1D		**RIS Spike Witness:** BA	**Date:** 10/26/07

Cleanup Notes			
Channeling in Columns		No Observations	
Other: High amount of sulfer in both samples: 1, 1D, and 2			

Batch Reviewed

Analyst: [illegible]

Date: 11/12/07

Batch Completed

Analyst: [illegible] 165

Date: 10/26/07

Alpha Woods Hole Lab
Batch Prep Report

02/01/2008 0710062BIO - OP Steranes/Triterpanes

Lab ID	QC Type	Prep Method	Analyst	Prep Start Date	Prep Completed	TCLP Date	Initial Amount (g or ml)	Final Volume (ml)	Solvent Ex	Conc. Analyst	Conc. Date	Conc. Method	Transfer Volume (ml)	Vialed By	Vialed Date	Cell Number
0710062-01	D	Shaker	GJP	10/16/2007	2/1/2008		10.03	1.43	False	MA	10/23/2007	KD Flask	0.15	DMP	2/1/2008	
0710062-01	SAM	Shaker	GJP	10/16/2007	2/1/2008		10	1.43	False	MA	10/23/2007	KD Flask	0.15	DMP	2/1/2008	
0710062-02	SAM	Shaker	GJP	10/16/2007	2/1/2008		10	2.5	False	MA	10/23/2007	KD Flask	0.15	DMP	2/1/2008	
SS020108B05	B	Shaker	GJP	10/16/2007	2/1/2008		30	1	False	MA	10/23/2007	KD Flask	0.15	DMP	2/1/2008	

Alpha Woods Hole Lab
Batch Prep Report

02/01/2008 0710062BIO - OP Steranes/Triterpanes

Lab ID	Notes
0710062-01	2nd Prep (Re-prep)
0710062-01	2nd Prep (Re-prep)
0710062-02	2nd Prep (Re-prep)
SS020108B05	2nd Prep (Re-prep)

Alpha Woods Hole Lab
Batch Weight Report
10/16/2007

Lab ID	QC Type	0710062SOIL - Sample
0710062-01	D	10.03
0710062-01	SAM	10
0710062-02	SAM	10
SS101607B13	B	30
SS101607LCS04LCS	OP NEWFIE	30
SS101607LCS04LCS	OP SHC	30
SS101607LCS04LCS	OP Steranes/Triterpanes	30
SS101607LCSD04LCSD	OP NEWFIE	30
SS101607LCSD04LCSD	OP SHC	30
SS101607LCSD04LCSD	OP Steranes/Triterpanes	30
TS111207AWS01	AWS	0.0095

METHYLENE CHLORIDE: E05E37(Tank) E42403 (Bottle)
HEXANE: E234E38 (Tank) E33E54(Bottle)
ACETONE: E25E50 **COPPER:** E41602
SULFURIC ACID: 3106040 **ALUMINA:** 55
GLASS WOOL: H1084303302 **PENTANE:** C19E42
SODIUM SULFATE: C30598 **SILICA(923):** 10901LE

Pre-Silica Gel Gravimetric Determination

Analyst: DMP
Date: 2/1/2008

BATCH: 0710062

Entered by: DMP
Verified by: DMP

ETR #	Sample #	QC (MB, LCS, D)	Final Volume of Extract (ul)	Aliquot Removed #1 (ul)	Aliquot Removed #2 (ul)	Aliquot Weight #1 (mg)	Aliquot Weight #2 (mg)	Total Extract Oil Weight (mg)	Volume Removed For Column (ul)	Oil to Column (mg)	Dilution Factor	QC (%R, RPD)
		LCS										0%
0710062	1	D	5000	50	N/A	0.435	N/A	43.50	3500	30.42	1.43	6%
0710062	1		5000	50	N/A	0.411	N/A	41.10	3500	28.74	1.43	
0710062	2		10000	50	N/A	0.348	N/A	69.60	4000	27.84	2.50	

Total Extract Oil Weight (mg) = (Final Volume of Extract / Aliquot Removed) * Aliquot Weight
Sample Weight (mg/mL) = 20 * Aliquot Weight (mg)
LCS TV = 5 mg/mL

Oil to Column = Total Extract Oil Weight (mg) / Dilution Factor
Dilution Factor = Final Volumne of Extract (ul) / Volume Removed For Column (ul)

TEMPLATE: GravimetricT.XLT
Duplicates should agree within +/- 10%.

Alpha Woods Hole Lab
Batch Clean Up Report

02/01/2008 0710062BIO - OP Steranes/Triterpanes

Lab ID	QC Type	Clean Up Method	Analyst	Clean Up Date	Flow Rate	Coll. Start	Coll. End	Concentration Analyst	Conc. Date	Solvent Ex.	Prefractionation Volume (ml)	Fractionation Amount (ml)	Fractionation Factor	Transfer Volume (ml)
0710062-01	D	3630	DMP	2/1/2008				DMP	2/1/2008	True	5	3.5	1	0.15
0710062-01	SAM	3630	DMP	2/1/2008				DMP	2/1/2008	True	5	3.5	1	0.15
0710062-02	SAM	3630	DMP	2/1/2008				DMP	2/1/2008	True	10	4	1	0.15
SS020108B05	B	3630	DMP	2/1/2008				DMP	2/1/2008	True	1	1	1	0.15

Alpha Woods Hole Lab
Batch Clean Up Report

02/01/2008 0710062BIO - OP Steranes/Triterpanes

Lab ID	Notes
0710062-01	
0710062-01	
0710062-02	
SS020108B05	

Alpha Woods Hole Labs Internal Std Tracking Form

Project Name:PSANDS-FORMER CLIFTON MGP SITE
ETR: 0710062

Biomarker

Add -F1 suffix to sample ID's

Lab ID	Extract Vol (uL)	Standard ID and Vial #	Vol IS Added (uL)	Pre-injection Vol (uL)	Final Volume Equivalent	Spiked By	Aliquot 1 Removed (uL)	Aliquot 2 Removed (uL)	Date
0710062-01DF1	900	WHAF9#3	100	1000	1.43	DMP	150	N/A	2/1/2008
0710062-01F1	900	WHAF9#3	100	1000	1.43	DMP	150	N/A	2/1/2008
0710062-02F1	900	WHAF9#3	100	1000	2.50	DMP	150	N/A	2/1/2008
SS020108B05F1	900	WHAF9#3	100	1000	1.00	DMP	150	N/A	2/1/2008

[1] Includes Internal Std

Forensic Preparation Checklist

ETR: 0710062 **Client:** Newfields **Project:** PSands - former Clifton MGP

Workplan Present	N/A

Workplan Reviewed With Project Manager	N/A

Test Requested	
ALK-PAH	
SHC	
BIOMARKER	✓
HOMOLOG	
Pb	
PHENOL	
OTHER	

Required Cleanups	
No Cleanup Required	
Copper	✓
Conc. Sulfuric Acid	
GPC	
Silica Gel 923 Grade Glass Column	✓
Alumina (Super I) Glass Column	
Alumina (F20) Glass Column	

Sample Observations			
Normal Weight/Volume Extracted		Lesser Amount Used - Sheen Present On Sample	
Lesser Amount Used - Low Sample Volume Provided		Lesser Amount Used - Suspected High Target Analytes	
Lesser Amount Used - Strong Hydrocarbon Odor		Sediment At Bottom Of Water Sample Jar	
Project Specific Weight Used		No Observations	✓
Other:			

Extraction Notes	
Emulsions During Shake	
Samples Extracted Outside Of Hold Time	
No Observations	

Other: Samples originally extracted 10/16/07
Samples spiked w/ High Biomarker @ original extraction. DMP 2/1/08

Identify Matrix - Circle One
Soil/Sediment/Water/Sheen/NAPL
Sludge/Solid/Tissue/Product/Oil
Net/Wipe

	Date	Initials
1st Extraction		
2nd Extraction		
3rd Extraction		

Concentration Notes			
Greater Final Volume - High Viscosity		Greater Final Volume - Inability To Concentrate Further	
Precipitate Formed During Concentration		No Observations	
Other:			

RIS Spike Witness: DMP **Date:** 2/1/08

Cleanup Notes			
Channeling in Columns		No Observations	
Other: Copious amounts of Sulphur Removed from Samples. DMP 2/1/08			

Batch Reviewed
Analyst: MAC
Date: 2/6/8

Batch Completed
Analyst: DMP
Date: 2/1/08

Forensic Dilution Sheet

Project Name: NEWFIE
Project Psands
ETR # : 0710062
Matrix : soil
Analysis Type : GC/MS

PAH 1

Relinquished By: seo
Date: 2/2/08 9:57 AM

Received By: BA
Date: 2/2/08

Sample ID 0710062	Init. Sample Vol (uL) *Measured*	Init. Sample Vol (uL) *Adjusted*	Aliquot removed from Initial Sample Volume	Final Volume for GC Analysis (ul)	Diluted Sample ID 0710062	Dilution Spiked With: STD ID/ul AMT	Date/ Initials	Dilution of Conc.	Total Dilution of Amount
~~0701062~~-02	450	450	10	1000	~~0701062~~-02-RE2	Whaf 99ul	BA 2/2/08	100	100
0710062-01	450	450	50	1000	0710062-01RE	WHAF09 95ul		20	20
-01D	450	450	50	1000	-01DRE	95ul		20	20
-02	450	450	20	1000	-02RE	98ul		50	50

Dilution Calculations Validated by: MK
Date: 2/6/8

Alpha Woods Hole Lab
Batch Weight Report
10/17/2007

Lab ID	QC Type	PS101707B - Pan Weight	PS101707B - Wet Weight	PS101707B - Dry Weight	PS101707B - Dry Weight #2	PS101707B - Dry Weight #3	Percent Solid	RPD
0710062-01	D	1.31	5.98	4.59	4.59		71.76	0.00%
0710062-01	SAM	1.33	6.04	4.71	4.71		71.76	
0710062-02	SAM	1.34	6.31	4.56	4.56		64.79	
PSS101707B09	B	1.32	1.32	1.33	1.32		100	

Initial: 10/17/2007 2:07:11 PM KJB
Weight #1: 10/18/2007 10:15:21 AM KJB
Weight #2: 10/18/2007 12:18:48 PM KJB

Alkylated Polynuclear Aromatic Hydrocarbons, Steranes and Triterpanes by Selective Ion Monitoring

Form I
Alkylated Polynuclear Aromatic Hydrocarbons

Client: **NewFields**
Project: **PSANDS-Former Clifton MGP Site**
Client ID: **GPESB-6WA (13.5-14.5')**
Case: **N/A** SDG: **N/A**
Matrix: **Soil**

Lab Code: **MA00030**
ETR: **0710062**
Lab ID: **0710062-01**
Associated Blank: **SS101607B13**
Concentration Units: **µg/Kg**

Date Collected	Date Received	Date Extracted	Date Analyzed	Percent Solid	Sample Amount (g)	Final Volume (ml)	Dilution Factor	Analyst
10/03/07	10/06/07	10/16/07	02/01/08	71.8	10.00	5.56	1	SEO

Parameter	Result		Parameter	Result
Naphthalene	39000	E	Fluoranthene	2800
C1-Naphthalenes	6600		Pyrene	2400
C2-Naphthalenes	3000		C1-Fluoranthenes/Pyrenes	970
C3-Naphthalenes	670		C2-Fluoranthenes/Pyrenes	310
C4-Naphthalenes	100		C3-Fluoranthenes/Pyrenes	120
Biphenyl	200		C4-Fluoranthenes/Pyrenes	95
Dibenzofuran	5800		Naphthobenzothiophenes	160
Acenaphthylene	170		C1-Naphthobenzothiophenes	77
Acenaphthene	7000		C2-Naphthobenzothiophenes	36
Fluorene	6400		C3-Naphthobenzothiophenes	28
C1-Fluorenes	440		C4-Naphthobenzothiophenes	12
C2-Fluorenes	93		Benz[a]anthracene	1100
C3-Fluorenes	230		Chrysene/Triphenylene	1100
Anthracene	1100		C1-Chrysenes	350
Phenanthrene	11000	E	C2-Chrysenes	140
C1-Phenanthrenes/Anthracenes	720		C3-Chrysenes	110
C2-Phenanthrenes/Anthracenes	240		C4-Chrysenes	56
C3-Phenanthrenes/Anthracenes	190		Benzo[b]fluoranthene	1400
C4-Phenanthrenes/Anthracenes	320		Benzo[k]fluoranthene	1100
Retene	1700		Benzo[a]fluoranthene	180
Dibenzothiophene	970		Benzo[e]pyrene	940
C1-Dibenzothiophenes	72		Benzo[a]pyrene	1100
C2-Dibenzothiophenes	38		Perylene	360
C3-Dibenzothiophenes	23		Indeno[1,2,3-cd]pyrene	1200
C4-Dibenzothiophenes	17		Dibenz[a,h]anthracene	230
Benzo(b)fluorene	240		Benzo[g,h,i]perylene	910

Surrogate	% Recovery	Acceptance Range (%)
2-Methylnaphthalene-d10	92	50-130
Pyrene-d10	115	50-130
Benzo[b]fluoranthene-d12	103	50-130

N/A - Not Applicable
E - Estimated value, exceeds the upper limit of calibration.

320 Forbes Blvd, Mansfield, MA 02048, (508) 822-9300, Fax (508) 822-3288

Quantitation Report (QT Reviewed)

Data Path : O:\Forensics\Data\PAH1\JAN08\JAN29\
Data File : A19320.D
Acq On : 1 Feb 2008 4:51 am
Operator : ac
Sample : 0710062-01
Misc : 1X
ALS Vial : 38 Sample Multiplier: 1

2/2/08

Quant Time: Feb 02 15:15:09 2008
Quant Method : C:\MSDCHEM\1\METHODS\PAH10107.M
Quant Title : Decalins & Alkylated PAH's
QLast Update : Tue Jan 15 19:22:48 2008
Response via : Initial Calibration

Internal Standards	R.T.	QIon	Response	Conc Units	Dev(Min)
1) Acenaphthene-d10	26.54	164	37598	500.00 ng/mL	-0.02
71) Chrysene-d12	43.01	240	56572	500.00 ng/mL	-0.01
System Monitoring Compounds					
13) 2-Methylnaphthalene-d10	22.22	152	307227	3314.14 ng/mL	-0.02
Spiked Amount 1000.000	Range 50 - 130		Recovery = 331.41%#		
57) Pyrene-d10	38.10	212	458419	4148.27 ng/mL	-0.01
Spiked Amount 1000.000	Range 50 - 130		Recovery = 414.83%#		
80) Benzo[b]fluoranthene-d12	46.93	264	451358	3705.16 ng/mL	0.00
Spiked Amount 1000.000	Range 50 - 130		Recovery = 370.52%#		
124) 5B(H)Cholane - Surr	43.65	217	100733	3838.28 ng/ml	-0.01
Spiked Amount 1000.000	Range 50 - 130		Recovery = 383.83%#		

Target Compounds					Qvalue
8) Naphthalene	19.67	128	8241962	50265.94 ng/mL# E	100
9) C1-Naphthalenes	22.77	142	1402943m	8556.24 ng/mL	
10) C2-Naphthalenes	25.19	156	632934m	3860.13 ng/mL	
11) C3-Naphthalenes	27.87	170	140844m	858.98 ng/mL	
12) C4-Naphthalenes	30.29	184	21146m	128.96 ng/mL	
14) 2-Methylnaphthalene	22.34	142	597480	5498.65 ng/mL#	100
15) 1-Methylnaphthalene	22.77	142	793775m	7407.42 ng/mL	
21) Biphenyl	24.23	154	34483	252.08 ng/mL#	100
22) 2,6-Dimethylnaphthalene	24.85	156	177886	1885.98 ng/mL#	100
23) Dibenzofuran	27.31	168	1107599m	7552.38 ng/mL	
24) Acenaphthylene	25.94	152	34129m	224.64 ng/mL	
25) Acenaphthene	26.68	153	930192	9097.86 ng/mL (E)	99
26) 2,3,5-Trimethylnaphthalene	28.23	170	12804m	152.57 ng/mL	
27) Fluorene	28.70	166	956245m	8306.86 ng/mL	
28) C1-Fluorenes	30.91	180	64977m	564.45 ng/mL	
29) C2-Fluorenes	33.74	194	13850m	120.31 ng/mL	
30) C3-Fluorenes	35.76	208	33739m	293.09 ng/mL	
31) Dibenzothiophene	32.02	184	194410	1251.24 ng/mL	98
35) OTP	34.27	198	68654m	441.86 ng/mL	
36) C1-Dibenzothiophenes	34.27	198	83096m	534.81 ng/mL	
37) C2-Dibenzothiophenes	35.69	212	7557m	48.64 ng/mL	
38) C3-Dibenzothiophenes	37.64	226	4641m	29.87 ng/mL	
39) C4-Dibenzothiophenes	39.41	240	3340m	21.50 ng/mL	
~~40) Phenanthrene~~	~~32.52~~	~~178~~	~~2268106~~	~~13954.71 ng/mL~~ E	~~100~~
46) C1-Phenanthrenes/Anthracen	34.59	192	152116m	935.91 ng/mL	
47) C2-Phenanthrenes/Anthracen	36.51	206	58429m	359.49 ng/mL	
48) 5AA IS BKGD	36.51	206	7202	44.31 ng/mL	100
49) C3-Phenanthrenes/Anthracen	39.51	220	40738m	250.64 ng/mL	
50) C4-Phenanthrenes/Anthracen	39.51	234	67791m	417.09 ng/mL	
51) Retene	39.51	234	59957	2214.92 ng/mL (E)	93
52) Anthracene	32.68	178	197221m	1448.84 ng/mL	
54) 1-Methylphenanthrene	35.03	192	23173	199.77 ng/mL	98
55) Fluoranthene	37.28	202	602800	3617.41 ng/mL#	91
56) Benzo(b)fluorene	39.81	216	30688m	314.90 ng/mL	
58) Pyrene	38.17	202	530506m	3084.17 ng/mL	
59) C1-Fluoranthenes/Pyrenes	39.56	216	216216m	1257.00 ng/mL	
60) C2-Fluoranthenes/Pyrenes	41.31	230	67968m	395.14 ng/mL	
61) C3-Fluoranthenes/Pyrenes	43.51	244	26996m	156.94 ng/mL	
62) C4-Fluoranthenes/Pyrenes	43.79	258	21125m	122.81 ng/mL	
63) Naphthobenzothiophene	42.02	234	21880	139.05 ng/ml#	93
64) Naphthobenzothiophene-2,1-	42.02	234	21880	139.05 ng/mL#	93
65) Naphthobenzothiophene-1,2-	42.37	234	5458	34.69 ng/mL#	27

Quantitation Report (QT Reviewed)

Data Path : O:\Forensics\Data\PAH1\JAN08\JAN29\
Data File : A19320.D
Acq On : 1 Feb 2008 4:51 am
Operator : ac
Sample : 0710062-01
Misc : 1X
ALS Vial : 38 Sample Multiplier: 1

Quant Time: Feb 02 15:15:09 2008
Quant Method : C:\MSDCHEM\1\METHODS\PAH10107.M
Quant Title : Decalins & Alkylated PAH's
QLast Update : Tue Jan 15 19:22:48 2008
Response via : Initial Calibration

Internal Standards	R.T.	QIon	Response	Conc	Units	Dev(Min)
66) Naphthobenzothiophene-2,3-	42.66	234	5843m	37.13	ng/mL	
67) C1-Naphthobenzothiophenes	43.70	248	15585m	99.04	ng/ml	
68) C2-Naphthobenzothiophenes	45.86	262	7269m	46.19	ng/ml	
69) C3-Naphthobenzothiophenes	46.83	276	5615m	35.68	ng/ml	
70) C4-Naphthobenzothiophenes	49.39	290	2512m	15.96	ng/mL	
72) Benz[a]anthracene	42.95	228	207096m	1398.97	ng/mL	
73) Chrysene	43.11	228	230313m	1426.32	ng/mL	
74) Chrysene/Triphenylene	43.11	228	230040m	1424.63	ng/mL	
75) C1-Chrysenes	44.60	242	73685m	456.33	ng/mL	
76) C2-Chrysenes	46.93	256	44845m	277.72	ng/mL	
77) BBF-d12 Surr BKGD	46.93	256	16634	103.01	ng/mL	100
78) C3-Chrysenes	47.35	270	22740m	140.83	ng/mL	
79) C4-Chrysenes	47.80	284	11744m	72.73	ng/mL	
81) Benzo[b]fluoranthene	47.00	252	277888m	1739.50	ng/mL	
82) Benzo[k]fluoranthene	47.08	252	236187m	1385.71	ng/mL	
83) Benzo[a]fluoranthene	47.38	252	40244	236.11	ng/mL#	1
84) Benzo[e]pyrene	47.99	252	197261m	1217.99	ng/mL	
85) Benzo[a]pyrene	48.18	252	201845m	1476.81	ng/mL	
86) Perylene	48.48	252	68163	471.56	ng/mL#	77
87) Indeno[1,2,3-cd]pyrene	52.93	276	213316	1527.51	ng/mL	98
88) Dibenz[a,h]anthracene	52.98	278	42438m	300.41	ng/mL	
89) Benzo[g,h,i]perylene	54.20	276	192617	1174.34	ng/mL	98

(#) = qualifier out of range (m) = manual integration (+) = signals summed

Quantitation Report (QT Reviewed)

Data Path : O:\Forensics\Data\PAH1\JAN08\JAN29\
Data File : A19320.D
Acq On : 1 Feb 2008 4:51 am
Operator : ac
Sample : 0710062-01
Misc : 1X
ALS Vial : 38 Sample Multiplier: 1

Quant Time: Feb 02 15:15:09 2008
Quant Method : C:\MSDCHEM\1\METHODS\PAH10107.M
Quant Title : Decalins & Alkylated PAH's
QLast Update : Tue Jan 15 19:22:48 2008
Response via : Initial Calibration

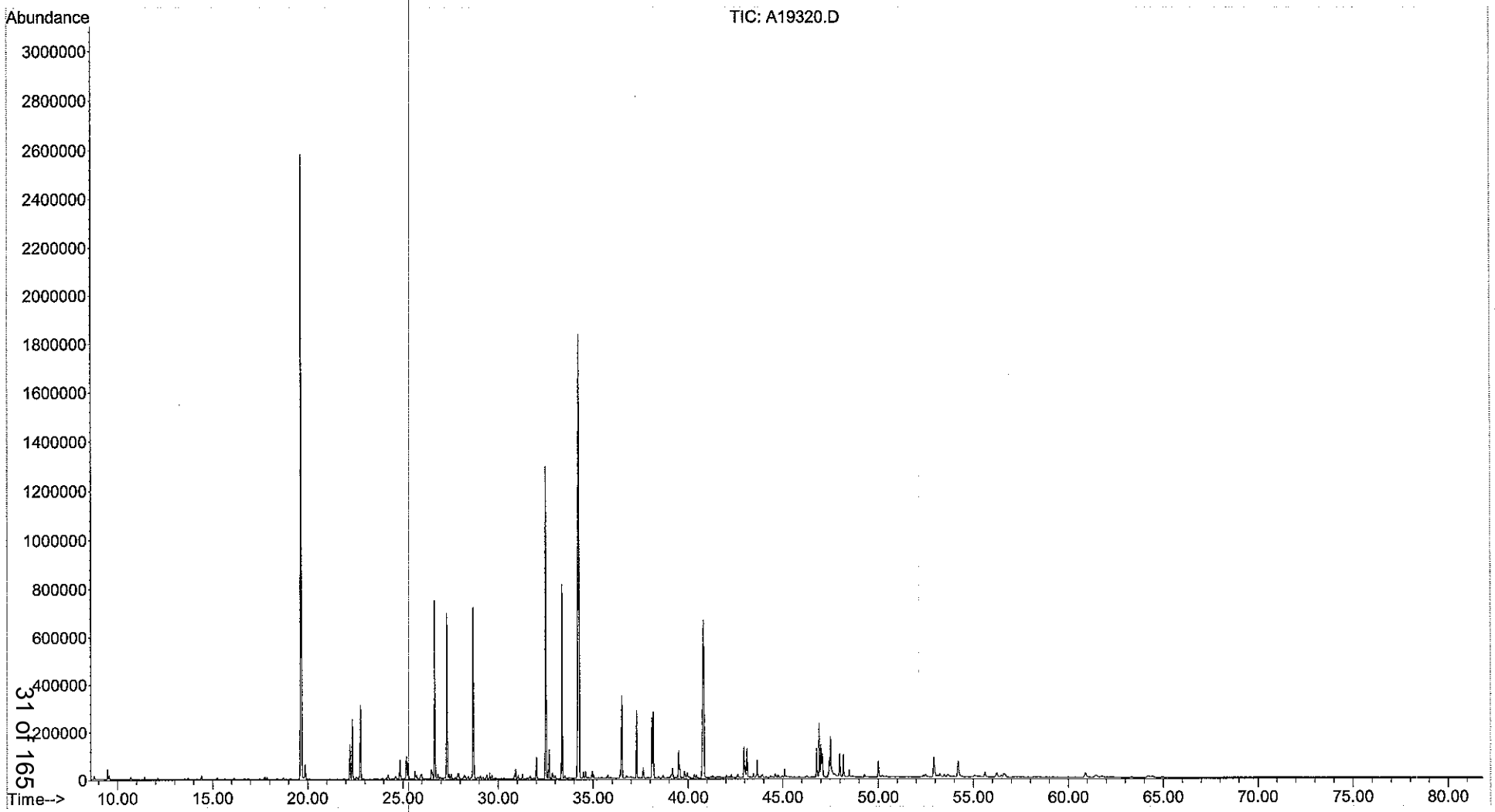

Form I
Steranes and Triterpanes

Client: **NewFields**
Project: **PSANDS-Former Clifton MGP Site**
Client ID: **GPESB-6WA (13.5-14.5')**
Case: **N/A** SDG: **N/A**
Matrix: **Soil**

Lab Code: **MA00030**
ETR: **0710062**
Lab ID: **0710062-01**
Associated Blank: **SS020108B05**
Concentration Units: **µg/Kg**

Date Collected	Date Received	Date Extracted	Date Analyzed	Percent Solid	Sample Amount (g)	Final Volume (ml)	Dilution Factor	Analyst
10/03/07	10/06/07	10/16/07	02/02/08	71.8	10.00	1.43	1	AC

Parameter	Result		Parameter	Result	
C23 Tricyclic Terpane	0.86	U	30,31-Bishomohopane-22S	0.86	U
C24 Tricyclic Terpane	0.86	U	30,31-Bishomohopane-22R	0.86	U
C25 Tricyclic Terpane	0.86	U	30,31-Trishomohopane-22S	0.86	U
C24 Tetracyclic Terpane	0.86	U	30,31-Trishomohopane-22R	0.86	U
C26 Tricyclic Terpane-22S	0.86	U	Tetrakishomohopane-22S	0.86	U
C26 Tricyclic Terpane-22R	0.86	U	Tetrakishomohopane-22R	0.86	U
C28 Tricyclic Terpane-22S	0.86	U	Pentakishomohopane-22S	0.86	U
C28 Tricyclic Terpane-22R	0.86	U	Pentakishomohopane-22R	0.86	U
C29 Tricyclic Terpane-22S	0.86	U	13b(H),17a(H)-20S-Diacholestane	0.31	U
C29 Tricyclic Terpane-22R	0.86	U	13b(H),17a(H)-20R-Diacholestane	0.31	U
18a-22,29,30-Trisnorneohopane-TS	0.86	U	13b,17a-20S-Methyldiacholestane	0.31	U
C30 Tricyclic Terpane-22S	0.86	U	14a(H),17a(H)-20S-Cholestane	0.31	U
C30 Tricyclic Terpane-22R	0.86	U	14a(H),17a(H)-20R-Cholestane	0.31	U
17a(H)-22,29,30-Trisnorhopane-TM	0.86	U	13b,17a-20R-Ethyldiacholestane	0.31	U
17a/b,21b/a 28,30-Bisnorhopane	0.86	U	13a,17b-20S-Ethyldiacholestane	0.31	U
17a(H),21b(H)-25-Norhopane	0.86	U	14a,17a-20S-Methylcholestane	0.31	U
30-Norhopane	0.86	U	14a,17a-20R-Methylcholestane	0.31	U
18a(H)-30-Norneohopane-C29Ts	0.86	U	14a(H),17a(H)-20S-Ethylcholestane	0.31	U
17a(H)-Diahopane	0.86	U	14a(H),17a(H)-20R-Ethylcholestane	0.31	U
30-Normoretane	0.86	U	14b(H),17b(H)-20R-Cholestane	0.31	U
18a(H)&18b(H)-Oleananes	0.86	U	14b(H),17b(H)-20S-Cholestane	0.31	U
Hopane	**2.4**		14b,17b-20R-Methylcholestane	0.31	U
Moretane	0.86	U	14b,17b-20S-Methylcholestane	0.31	U
30-Homohopane-22S	0.86	U	14b(H),17b(H)-20R-Ethylcholestane	0.31	U
30-Homohopane-22R	0.86	U	14b(H),17b(H)-20S-Ethylcholestane	0.31	U

Surrogate	% Recovery		Acceptance Range (%)
5B(H)Cholane	100	E	50-130

N/A - Not Applicable
E - Estimated value, exceeds the upper limit of calibration.
U - The analyte was analyzed for but not detected at the sample specific level reported.

320 Forbes Blvd, Mansfield, MA 02048, (508) 822-9300, Fax (508) 822-3288

Quantitation Report (QT Reviewed)

Data Path : O:\FORENSICS\DATA\PAH2\2008\FEB 2008\FEB01\
Data File : A28369.D
Acq On : 2 Feb 2008 11:43 am
Operator : AC
Sample : 0710062-01
Misc : 1x
ALS Vial : 15 Sample Multiplier: 1

2/4/08
30 MAL

Quant Time: Feb 02 23:35:30 2008
Quant Method : O:\FORENSICS\METHODS\PAH2\FEB08\BIO20201.M
Quant Title : Decalins & Alkylated PAH's
QLast Update : Sat Feb 02 11:37:55 2008
Response via : Initial Calibration

Internal Standards	R.T.	QIon	Response	Conc Units	Dev(Min)
1) Chrysene-d12	42.68	240	39901	500.00 ng/mL	0.00
System Monitoring Compounds					
36) 5B(H)Cholane - Surr	43.33	217	219742	14011.49 ng/ml	0.01
Spiked Amount 1000.000	Range 50 - 130		Recovery	= 1401.15%#	
Target Compounds					Qvalue
2) 17a(H),21B(H)-hopane - C30	51.52	191	414m	12.38 ng/mL	
3) Hopane (T19)	51.52	191	406m	12.14 ng/mL	

(#) = qualifier out of range (m) = manual integration (+) = signals summed

Quantitation Report (QT Reviewed)

Data Path : O:\FORENSICS\DATA\PAH2\2008\FEB 2008\FEB01\
Data File : A28369.D
Acq On : 2 Feb 2008 11:43 am
Operator : AC
Sample : 0710062-01
Misc : 1x
ALS Vial : 15 Sample Multiplier: 1

Quant Time: Feb 02 23:35:30 2008
Quant Method : O:\FORENSICS\METHODS\PAH2\FEB08\BIO20201.M
Quant Title : Decalins & Alkylated PAH's
QLast Update : Sat Feb 02 11:37:55 2008
Response via : Initial Calibration

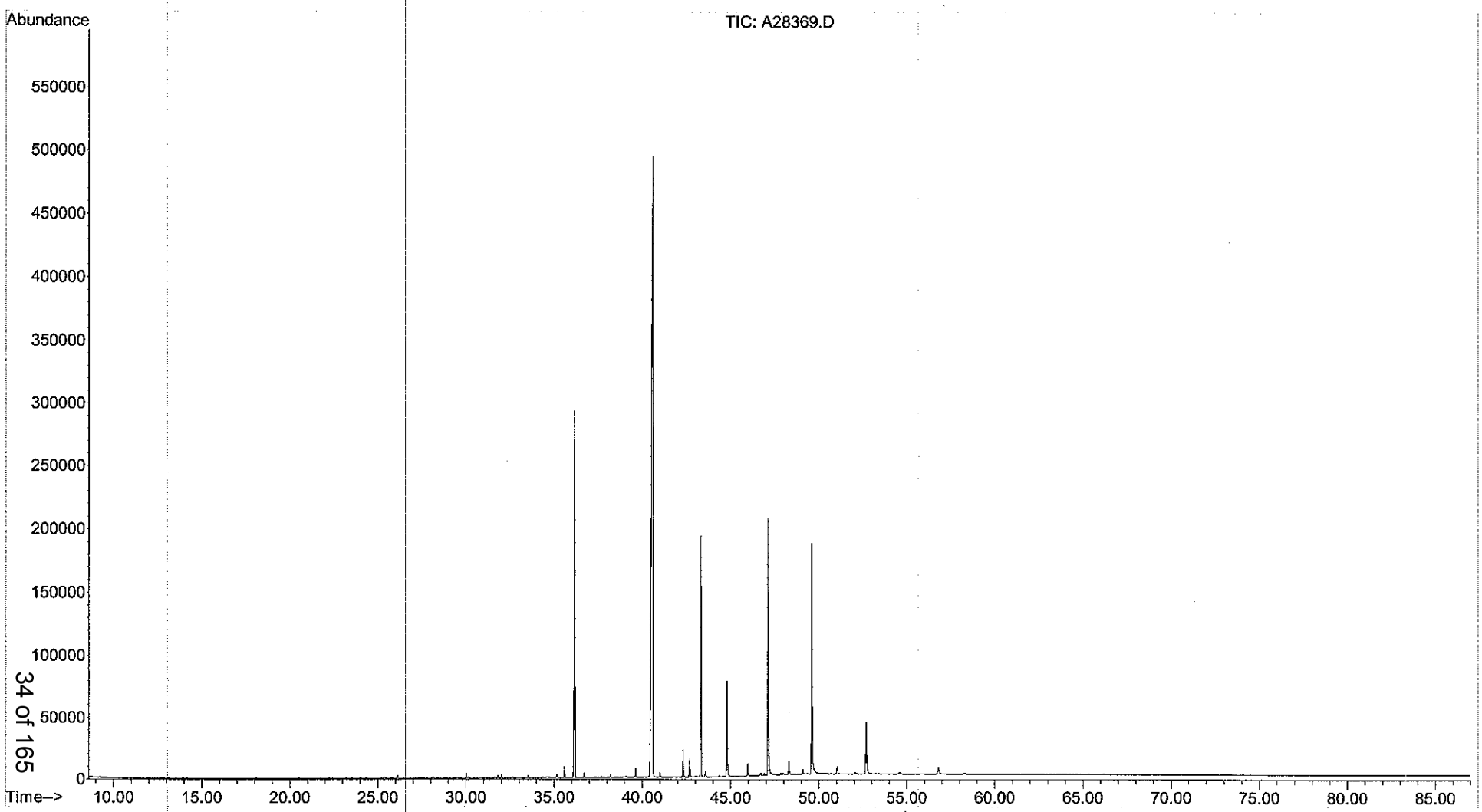

Form I
Alkylated Polynuclear Aromatic Hydrocarbons

Client: **NewFields**
Project: **PSANDS-Former Clifton MGP Site**
Client ID: **GPESB-6WA (13.5-14.5')**
Case: **N/A** SDG: **N/A**
Matrix: **Soil**

Lab Code: **MA00030**
ETR: **0710062**
Lab ID: **0710062-01E**
Associated Blank: **SS101607B13**
Concentration Units: **µg/Kg**

Date Collected	Date Received	Date Extracted	Date Analyzed	Percent Solid	Sample Amount (g)	Final Volume (ml)	Dilution Factor	Analyst
10/03/07	10/06/07	10/16/07	02/01/08	71.8	10.00	5.56	20	SEO

Parameter	Result	
Naphthalene	**74000**	
C1-Naphthalenes	27	U
C2-Naphthalenes	27	U
C3-Naphthalenes	27	U
C4-Naphthalenes	27	U
Biphenyl	9.8	U
Dibenzofuran	9.8	U
Acenaphthylene	22	U
Acenaphthene	**11000**	
Fluorene	13	U
C1-Fluorenes	13	U
C2-Fluorenes	13	U
C3-Fluorenes	13	U
Anthracene	13	U
Phenanthrene	**18000**	
C1-Phenanthrenes/Anthracenes	28	U
C2-Phenanthrenes/Anthracenes	28	U
C3-Phenanthrenes/Anthracenes	28	U
C4-Phenanthrenes/Anthracenes	28	U
Retene	**2300**	
Dibenzothiophene	4.8	U
C1-Dibenzothiophenes	4.8	U
C2-Dibenzothiophenes	4.8	U
C3-Dibenzothiophenes	4.8	U
C4-Dibenzothiophenes	4.8	U
Benzo(b)fluorene	8.4	U

Parameter	Result	
Fluoranthene	10	U
Pyrene	12	U
C1-Fluoranthenes/Pyrenes	12	U
C2-Fluoranthenes/Pyrenes	12	U
C3-Fluoranthenes/Pyrenes	12	U
C4-Fluoranthenes/Pyrenes	12	U
Naphthobenzothiophenes	6.7	U
C1-Naphthobenzothiophenes	6.7	U
C2-Naphthobenzothiophenes	6.7	U
C3-Naphthobenzothiophenes	6.7	U
C4-Naphthobenzothiophenes	6.7	U
Benz[a]anthracene	11	U
Chrysene/Triphenylene	12	U
C1-Chrysenes	12	U
C2-Chrysenes	12	U
C3-Chrysenes	12	U
C4-Chrysenes	12	U
Benzo[b]fluoranthene	11	U
Benzo[k]fluoranthene	11	U
Benzo[a]fluoranthene	11	U
Benzo[e]pyrene	14	U
Benzo[a]pyrene	7.1	U
Perylene	16	U
Indeno[1,2,3-cd]pyrene	9.4	U
Dibenz[a,h]anthracene	6.0	U
Benzo[g,h,i]perylene	13	U

Surrogate	% Recovery		Acceptance Range (%)
2-Methylnaphthalene-d10	136	§	50-130
Pyrene-d10	158	§	50-130
Benzo[b]fluoranthene-d12	151	§	50-130

N/A - Not Applicable
§ - Surrogate value outside of acceptable range.
U - The analyte was analyzed for but not detected at the sample specific level reported.

320 Forbes Blvd, Mansfield, MA 02048, (508) 822-9300, Fax (508) 822-3288

Quantitation Report (QT Reviewed)

Data Path : O:\Forensics\Data\PAH1\JAN08\JAN29\
Data File : A19317.D
Acq On : 1 Feb 2008 12:13 am
Operator : ac
Sample : 0710062-01-RE
Misc : 20X
ALS Vial : 35 Sample Multiplier: 1

2/11/08

Quant Time: Feb 01 19:21:00 2008
Quant Method : C:\MSDCHEM\1\METHODS\PAH10107.M
Quant Title : Decalins & Alkylated PAH's
QLast Update : Tue Jan 15 19:22:48 2008
Response via : Initial Calibration

Internal Standards	R.T.	QIon	Response	Conc	Units	Dev(Min)
1) Acenaphthene-d10	26.54	164	36005	500.00	ng/mL	-0.02
71) Chrysene-d12	43.01	240	50465	500.00	ng/mL	-0.01
System Monitoring Compounds						
13) 2-Methylnaphthalene-d10	22.22	152	21643	243.80	ng/mL	-0.02
Spiked Amount 1000.000	Range 50 - 130		Recovery = 24.38%#			
57) Pyrene-d10	38.10	212	30133	284.74	ng/mL	-0.01
Spiked Amount 1000.000	Range 50 - 130		Recovery = 28.47%#			
80) Benzo[b]fluoranthene-d12	46.93	264	29450	271.01	ng/mL	0.00
Spiked Amount 1000.000	Range 50 - 130		Recovery = 27.10%#			
124) 5B(H)Cholane - Surr	43.65	217	6482	276.88	ng/ml	-0.01
Spiked Amount 1000.000	Range 50 - 130		Recovery = 27.69%#			
Target Compounds						Qvalue
8) Naphthalene	19.64	128	753915	4801.40	ng/mL#	100
25) Acenaphthene	26.67	153	71606	731.34	ng/mL	99
40) Phenanthrene	32.51	178	176317	1132.80	ng/mL	97
51) Retene	39.51	234	3831	147.79	ng/mL	93

(#) = qualifier out of range (m) = manual integration (+) = signals summed

Quantitation Report (QT Reviewed)

Data Path : O:\Forensics\Data\PAH1\JAN08\JAN29\
Data File : A19317.D
Acq On : 1 Feb 2008 12:13 am
Operator : ac
Sample : 0710062-01-RE
Misc : 20X
ALS Vial : 35 Sample Multiplier: 1

Quant Time: Feb 01 19:21:00 2008
Quant Method : C:\MSDCHEM\1\METHODS\PAH10107.M
Quant Title : Decalins & Alkylated PAH's
QLast Update : Tue Jan 15 19:22:48 2008
Response via : Initial Calibration

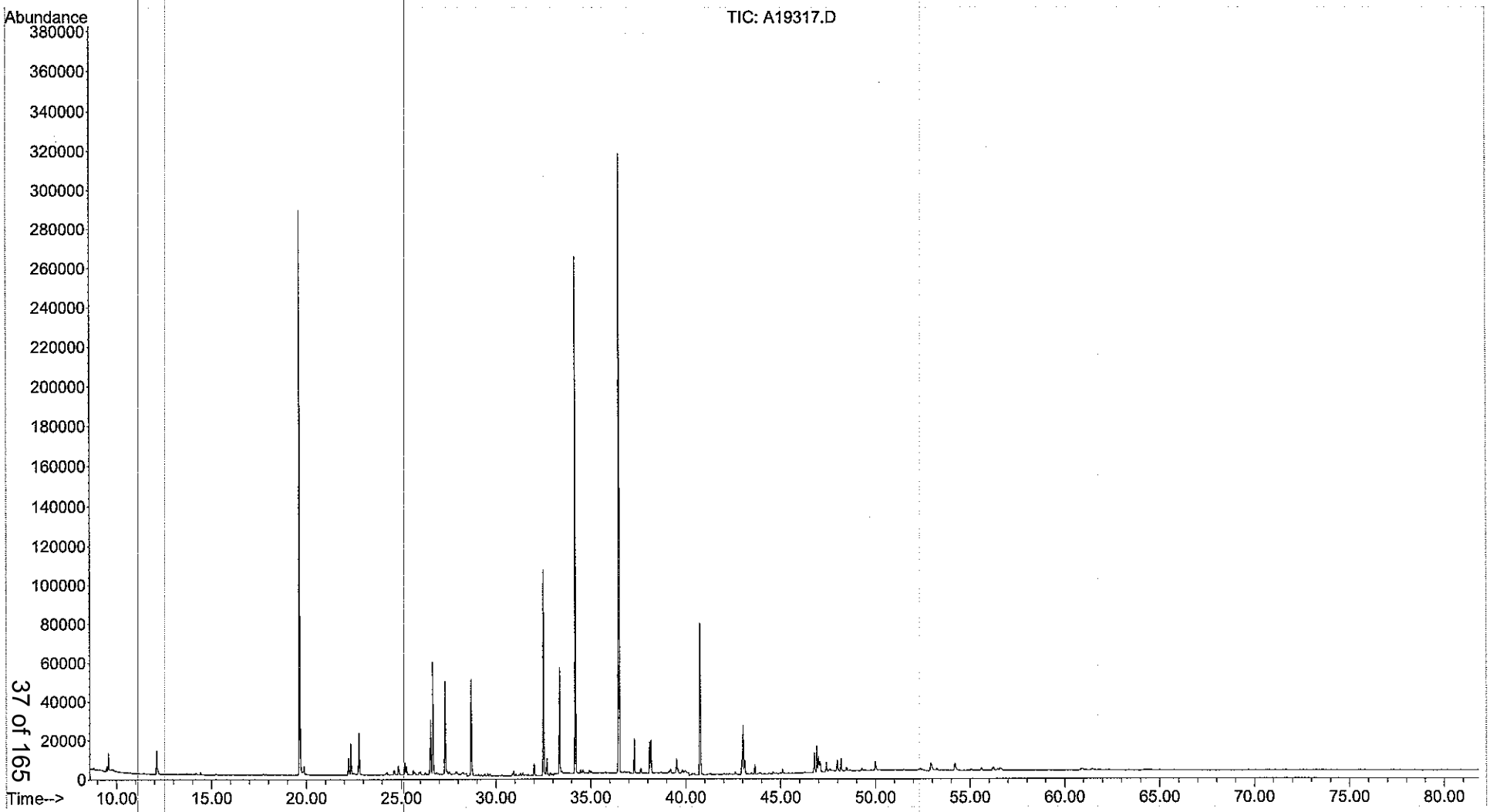

Form I
Duplicate
Alkylated Polynuclear Aromatic Hydrocarbons

Client: **NewFields**
Project: **PSANDS-Former Clifton MGP Site**
Client ID: **GPESB-6WA (13.5-14.5')**
Case: **N/A** SDG: **N/A**
Matrix: **Soil**

Lab Code: **MA00030**
ETR: **0710062**
Lab ID: **0710062-01 D**
Associated Blank: **SS101607B13**
Concentration Units: **µg/Kg**

Date Collected	Date Received	Date Extracted	Date Analyzed	Percent Solid	Sample Amount (g)	Final Volume (ml)	Dilution Factor	Analyst
10/03/07	10/06/07	10/16/07	02/01/08	71.8	10.03	5.56	1	SEO

Parameter	Result		Parameter	Result
Naphthalene	49000	E	Fluoranthene	2200
C1-Naphthalenes	8300		Pyrene	1800
C2-Naphthalenes	3300		C1-Fluoranthenes/Pyrenes	840
C3-Naphthalenes	660		C2-Fluoranthenes/Pyrenes	270
C4-Naphthalenes	96		C3-Fluoranthenes/Pyrenes	110
Biphenyl	260		C4-Fluoranthenes/Pyrenes	85
Dibenzofuran	6300		Naphthobenzothiophenes	130
Acenaphthylene	170		C1-Naphthobenzothiophenes	69
Acenaphthene	8500	E	C2-Naphthobenzothiophenes	34
Fluorene	6000		C3-Naphthobenzothiophenes	25
C1-Fluorenes	380		C4-Naphthobenzothiophenes	15
C2-Fluorenes	81		Benz[a]anthracene	880
C3-Fluorenes	190		Chrysene/Triphenylene	940
Anthracene	760		C1-Chrysenes	330
Phenanthrene	9900	E	C2-Chrysenes	140
C1-Phenanthrenes/Anthracenes	620		C3-Chrysenes	110
C2-Phenanthrenes/Anthracenes	240		C4-Chrysenes	70
C3-Phenanthrenes/Anthracenes	860		Benzo[b]fluoranthene	1000
C4-Phenanthrenes/Anthracenes	2400		Benzo[k]fluoranthene	970
Retene	14000	E	Benzo[a]fluoranthene	130
Dibenzothiophene	820		Benzo[e]pyrene	780
C1-Dibenzothiophenes	61		Benzo[a]pyrene	800
C2-Dibenzothiophenes	49		Perylene	270
C3-Dibenzothiophenes	27		Indeno[1,2,3-cd]pyrene	960
C4-Dibenzothiophenes	24		Dibenz[a,h]anthracene	190
Benzo(b)fluorene	190		Benzo[g,h,i]perylene	730

Surrogate	% Recovery	Acceptance Range (%)
2-Methylnaphthalene-d10	88	50-130
Pyrene-d10	111	50-130
Benzo[b]fluoranthene-d12	103	50-130

N/A - Not Applicable
E - Estimated value, exceeds the upper limit of calibration.

320 Forbes Blvd, Mansfield, MA 02048, (508) 822-9300, Fax (508) 822-3288

Quantitation Report (QT Reviewed)

Data Path : O:\Forensics\Data\PAH1\JAN08\JAN29\
Data File : A19321.D
Acq On : 1 Feb 2008 6:23 am
Operator : ac
Sample : 0710062-01D
Misc : 1X
ALS Vial : 39 Sample Multiplier: 1

2/2/08

Quant Time: Feb 02 05:45:00 2008
Quant Method : C:\MSDCHEM\1\METHODS\PAH10107.M
Quant Title : Decalins & Alkylated PAH's
QLast Update : Tue Jan 15 19:22:48 2008
Response via : Initial Calibration

Internal Standards	R.T.	QIon	Response	Conc Units	Dev(Min)
1) Acenaphthene-d10	26.54	164	32555	500.00 ng/mL	-0.02
71) Chrysene-d12	43.01	240	47507	500.00 ng/mL	-0.01
System Monitoring Compounds					
13) 2-Methylnaphthalene-d10	22.22	152	254847	3174.96 ng/mL	-0.02
Spiked Amount 1000.000	Range 50 - 130		Recovery = 317.50%#		
57) Pyrene-d10	38.10	212	383623	4009.18 ng/mL	-0.01
Spiked Amount 1000.000	Range 50 - 130		Recovery = 400.92%#		
80) Benzo[b]fluoranthene-d12	46.93	264	377574	3690.90 ng/mL	0.00
Spiked Amount 1000.000	Range 50 - 130		Recovery = 369.09%#		
124) 5B(H)Cholane - Surr	43.65	217	84147	3818.10 ng/ml	-0.01
Spiked Amount 1000.000	Range 50 - 130		Recovery = 381.81%#		

Target Compounds					Qvalue
8) Naphthalene	19.68	128	8958445	63099.05 ng/mL# E	100
9) C1-Naphthalenes	22.77	142	1519853m	10705.13 ng/mL	
10) C2-Naphthalenes	25.19	156	610175m	4297.78 ng/mL	
11) C3-Naphthalenes	27.87	170	120440m	848.32 ng/mL	
12) C4-Naphthalenes	31.55	184	17554m	123.64 ng/mL	
14) 2-Methylnaphthalene	22.34	142	654424	6955.66 ng/mL#	100
15) 1-Methylnaphthalene	22.77	142	855269m	9217.63 ng/mL	
21) Biphenyl	24.23	154	39307	331.85 ng/mL#	100
22) 2,6-Dimethylnaphthalene	24.85	156	167375m	2049.43 ng/mL	
23) Dibenzofuran	27.31	168	1032127m	8127.96 ng/mL	
24) Acenaphthylene	25.94	152	29372m	223.27 ng/mL	
25) Acenaphthene	26.68	153	978819	11056.46 ng/mL E	99
26) 2,3,5-Trimethylnaphthalene	28.23	170	9925m	136.59 ng/mL	
27) Fluorene	28.68	166	775569m	7781.00 ng/mL	
28) C1-Fluorenes	30.91	180	48471m	486.29 ng/mL	
29) C2-Fluorenes	33.74	194	10467m	105.01 ng/mL	
30) C3-Fluorenes	35.76	208	24430m	245.10 ng/mL	
31) Dibenzothiophene	32.00	184	142882	1062.05 ng/mL	99
35) OTP	34.26	198	58995m	438.51 ng/mL	
36) C1-Dibenzothiophenes	34.26	198	69558m	517.03 ng/mL	
37) C2-Dibenzothiophenes	36.50	212	8482m	63.05 ng/mL	
38) C3-Dibenzothiophenes	37.64	226	4751m	35.31 ng/mL	
39) C4-Dibenzothiophenes	38.82	240	4209m	31.29 ng/mL	
40) Phenanthrene	32.51	178	1802109	12805.18 ng/mL E	99
46) C1-Phenanthrenes/Anthracen	34.59	192	112456m	799.07 ng/mL	
47) C2-Phenanthrenes/Anthracen	36.97	206	50165m	356.46 ng/mL	
48) 5AA IS BKGD	36.50	206	6669m	47.39 ng/mL	
49) C3-Phenanthrenes/Anthracen	39.51	220	156321m	1110.76 ng/mL	
50) C4-Phenanthrenes/Anthracen	39.52	234	442160m	3141.84 ng/mL	
51) Retene	39.52	234	431322	18402.04 ng/mL E	91
52) Anthracene	32.68	178	115736m	981.94 ng/mL	
54) 1-Methylphenanthrene	35.03	192	18005	179.27 ng/mL	99
55) Fluoranthene	37.28	202	407444	2823.84 ng/mL#	92
56) Benzo(b)fluorene	39.81	216	20963m	248.43 ng/mL	
58) Pyrene	38.16	202	344571m	2313.52 ng/mL	
59) C1-Fluoranthenes/Pyrenes	39.56	216	162361m	1090.13 ng/mL	
60) C2-Fluoranthenes/Pyrenes	41.60	230	52373m	351.64 ng/mL	
61) C3-Fluoranthenes/Pyrenes	43.51	244	21458m	144.07 ng/mL	
62) C4-Fluoranthenes/Pyrenes	43.79	258	16333m	109.66 ng/mL	
63) Naphthobenzothiophene	42.02	234	15319m	112.43 ng/ml	
64) Naphthobenzothiophene-2,1-	42.02	234	15333m	112.54 ng/mL	
65) Naphthobenzothiophene-1,2-	42.37	234	4167	30.58 ng/mL#	27

Quantitation Report (QT Reviewed)

Data Path : O:\Forensics\Data\PAH1\JAN08\JAN29\
Data File : A19321.D
Acq On : 1 Feb 2008 6:23 am
Operator : ac
Sample : 0710062-01D
Misc : 1X
ALS Vial : 39 Sample Multiplier: 1

Quant Time: Feb 02 05:45:00 2008
Quant Method : C:\MSDCHEM\1\METHODS\PAH10107.M
Quant Title : Decalins & Alkylated PAH's
QLast Update : Tue Jan 15 19:22:48 2008
Response via : Initial Calibration

Internal Standards	R.T.	QIon	Response	Conc Units	Dev(Min)
66) Naphthobenzothiophene-2,3-	42.66	234	4034m	29.61 ng/mL	
67) C1-Naphthobenzothiophenes	43.68	248	12105m	88.84 ng/ml	
68) C2-Naphthobenzothiophenes	44.93	262	5933m	43.54 ng/ml	
69) C3-Naphthobenzothiophenes	46.83	276	4477m	32.86 ng/ml	
70) C4-Naphthobenzothiophenes	49.39	290	2617m	19.21 ng/mL	
72) Benz[a]anthracene	42.95	228	141578m	1138.88 ng/mL	
73) Chrysene	43.11	228	165779m	1222.57 ng/mL	
74) Chrysene/Triphenylene	43.11	228	165930m	1223.68 ng/mL	
75) C1-Chrysenes	44.60	242	57939m	427.28 ng/mL	
76) C2-Chrysenes	46.92	256	38196m	281.68 ng/mL	
77) BBF-d12 Surr BKGD	46.92	256	13855	102.18 ng/mL	100
78) C3-Chrysenes	47.35	270	18766m	138.39 ng/mL	
79) C4-Chrysenes	47.80	284	12326m	90.90 ng/mL	
81) Benzo[b]fluoranthene	47.00	252	177041m	1319.69 ng/mL	
82) Benzo[k]fluoranthene	47.07	252	180079m	1258.12 ng/mL	
83) Benzo[a]fluoranthene	47.37	252	24825m	173.44 ng/mL	
84) Benzo[e]pyrene	47.99	252	136778m	1005.69 ng/mL	
85) Benzo[a]pyrene	48.17	252	119191m	1038.47 ng/mL	
86) Perylene	48.48	252	42412m	349.40 ng/mL	
87) Indeno[1,2,3-cd]pyrene	52.91	276	146538	1249.55 ng/mL	98
88) Dibenz[a,h]anthracene	52.98	278	29461m	248.34 ng/mL	
89) Benzo[g,h,i]perylene	54.20	276	129597	940.89 ng/mL	98

(#) = qualifier out of range (m) = manual integration (+) = signals summed

Quantitation Report (QT Reviewed)

Data Path : O:\Forensics\Data\PAH1\JAN08\JAN29\
Data File : A19321.D
Acq On : 1 Feb 2008 6:23 am
Operator : ac
Sample : 0710062-01D
Misc : 1X
ALS Vial : 39 Sample Multiplier: 1

Quant Time: Feb 02 05:45:00 2008
Quant Method : C:\MSDCHEM\1\METHODS\PAH10107.M
Quant Title : Decalins & Alkylated PAH's
QLast Update : Tue Jan 15 19:22:48 2008
Response via : Initial Calibration

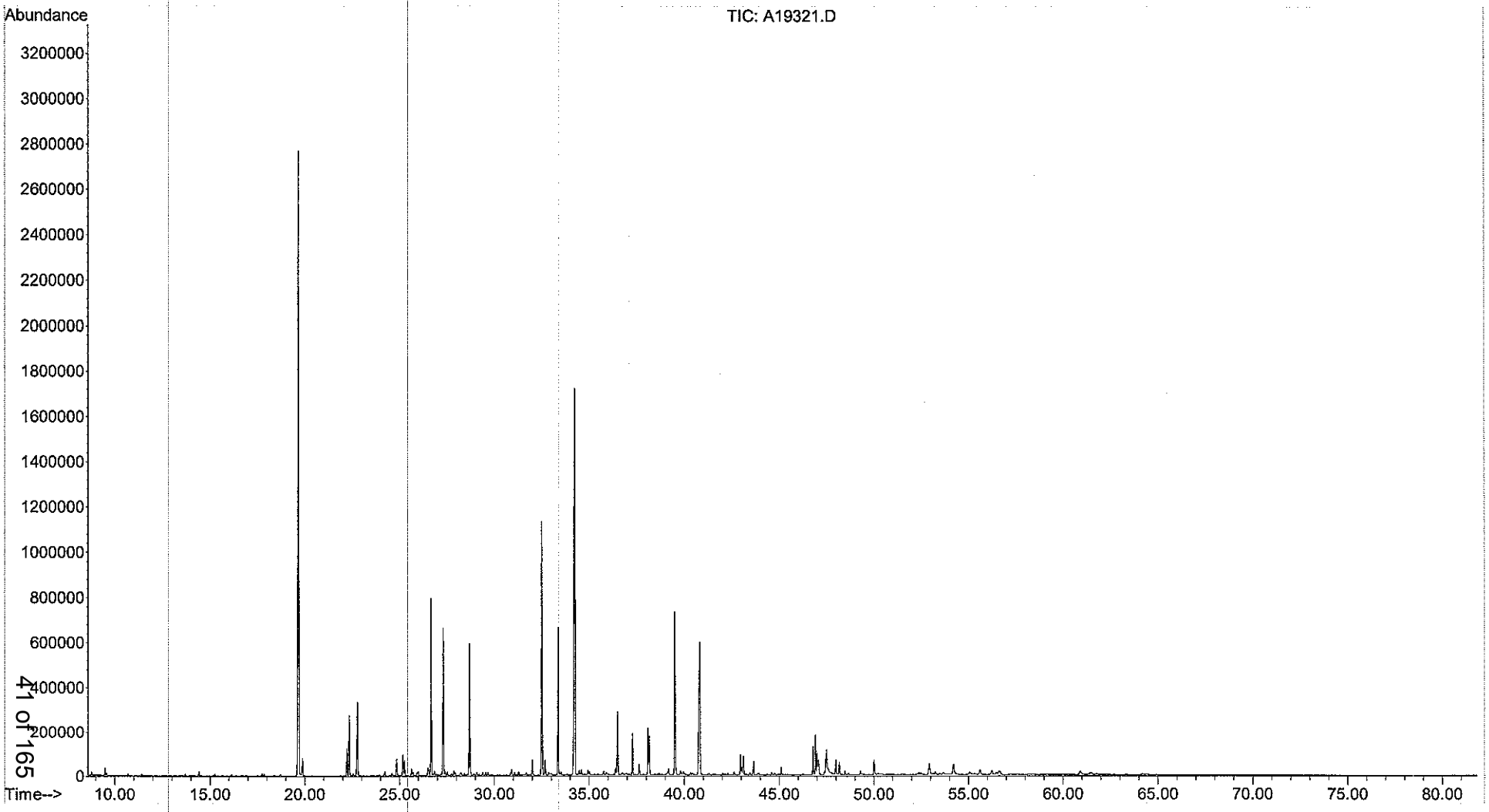

Form I
Duplicate
Steranes and Triterpanes

Client: **NewFields**
Project: **PSANDS-Former Clifton MGP Site**
Client ID: **GPESB-6WA (13.5-14.5')**
Case: **N/A** SDG: **N/A**
Matrix: **Soil**

Lab Code: **MA00030**
ETR: **0710062**
Lab ID: **0710062-01 D**
Associated Blank: **SS020108B05**
Concentration Units: **µg/Kg**

Date Collected	Date Received	Date Extracted	Date Analyzed	Percent Solid	Sample Amount (g)	Final Volume (ml)	Dilution Factor	Analyst
10/03/07	10/06/07	10/16/07	02/02/08	71.8	10.03	1.43	1	AC

Parameter	Result		Parameter	Result	
C23 Tricyclic Terpane	0.86	U	30,31-Bishomohopane-22S	0.86	U
C24 Tricyclic Terpane	0.86	U	30,31-Bishomohopane-22R	0.86	U
C25 Tricyclic Terpane	0.86	U	30,31-Trishomohopane-22S	0.86	U
C24 Tetracyclic Terpane	0.86	U	30,31-Trishomohopane-22R	0.86	U
C26 Tricyclic Terpane-22S	0.86	U	Tetrakishomohopane-22S	0.86	U
C26 Tricyclic Terpane-22R	0.86	U	Tetrakishomohopane-22R	0.86	U
C28 Tricyclic Terpane-22S	0.86	U	Pentakishomohopane-22S	0.86	U
C28 Tricyclic Terpane-22R	0.86	U	Pentakishomohopane-22R	0.86	U
C29 Tricyclic Terpane-22S	0.86	U	13b(H),17a(H)-20S-Diacholestane	0.31	U
C29 Tricyclic Terpane-22R	0.86	U	13b(H),17a(H)-20R-Diacholestane	0.31	U
18a-22,29,30-Trisnorneohopane-TS	0.86	U	13b,17a-20S-Methyldiacholestane	0.31	U
C30 Tricyclic Terpane-22S	0.86	U	14a(H),17a(H)-20S-Cholestane	0.31	U
C30 Tricyclic Terpane-22R	0.86	U	14a(H),17a(H)-20R-Cholestane	0.31	U
17a(H)-22,29,30-Trisnorhopane-TM	0.86	U	13b,17a-20R-Ethyldiacholestane	0.31	U
17a/b,21b/a 28,30-Bisnorhopane	0.86	U	13a,17b-20S-Ethyldiacholestane	0.31	U
17a(H),21b(H)-25-Norhopane	0.86	U	14a,17a-20S-Methylcholestane	0.31	U
30-Norhopane	0.86	U	14a,17a-20R-Methylcholestane	0.31	U
18a(H)-30-Norneohopane-C29Ts	0.86	U	14a(H),17a(H)-20S-Ethylcholestane	0.31	U
17a(H)-Diahopane	0.86	U	14a(H),17a(H)-20R-Ethylcholestane	0.31	U
30-Normoretane	0.86	U	14b(H),17b(H)-20R-Cholestane	0.31	U
18a(H)&18b(H)-Oleananes	0.86	U	14b(H),17b(H)-20S-Cholestane	0.31	U
Hopane	**2.6**		14b,17b-20R-Methylcholestane	0.31	U
Moretane	0.86	U	14b,17b-20S-Methylcholestane	0.31	U
30-Homohopane-22S	0.86	U	14b(H),17b(H)-20R-Ethylcholestane	0.31	U
30-Homohopane-22R	0.86	U	14b(H),17b(H)-20S-Ethylcholestane	0.31	U

Surrogate	% Recovery		Acceptance Range (%)
5B(H)Cholane	91	E	50-130

N/A - Not Applicable
E - Estimated value, exceeds the upper limit of calibration.
U - The analyte was analyzed for but not detected at the sample specific level reported.

320 Forbes Blvd, Mansfield, MA 02048, (508) 822-9300, Fax (508) 822-3288

Quantitation Report (QT Reviewed)

Data Path : O:\FORENSICS\DATA\PAH2\2008\FEB 2008\FEB01\
Data File : A28370.D
Acq On : 2 Feb 2008 1:25 pm
Operator : AC
Sample : 0710062-01d
Misc : 1x
ALS Vial : 16 Sample Multiplier: 1

2/4/08

Quant Time: Feb 04 11:15:53 2008
Quant Method : O:\FORENSICS\METHODS\PAH2\FEB08\BIO20201.M
Quant Title : Decalins & Alkylated PAH's
QLast Update : Sat Feb 02 11:37:55 2008
Response via : Initial Calibration

Internal Standards	R.T.	QIon	Response	Conc Units	Dev(Min)
1) Chrysene-d12	42.68	240	40711	500.00 ng/mL	0.00

System Monitoring Compounds

36) 5B(H)Cholane - Surr	43.32	217	204000	12748.92 ng/ml	0.00

Spiked Amount 1000.000 Range 50 - 130 Recovery = 1274.89%#

Target Compounds					Qvalue
2) 17a(H),21B(H)-hopane - C30	51.52	191	445m	13.04 ng/mL	
3) Hopane (T19)	51.52	191	445m	13.04 ng/mL	

(#) = qualifier out of range (m) = manual integration (+) = signals summed

Quantitation Report (QT Reviewed)

Data Path : O:\FORENSICS\DATA\PAH2\2008\FEB 2008\FEB01\
Data File : A28370.D
Acq On : 2 Feb 2008 1:25 pm
Operator : AC
Sample : 0710062-01d
Misc : 1x
ALS Vial : 16 Sample Multiplier: 1

Quant Time: Feb 04 11:15:53 2008
Quant Method : O:\FORENSICS\METHODS\PAH2\FEB08\BIO20201.M
Quant Title : Decalins & Alkylated PAH's
QLast Update : Sat Feb 02 11:37:55 2008
Response via : Initial Calibration

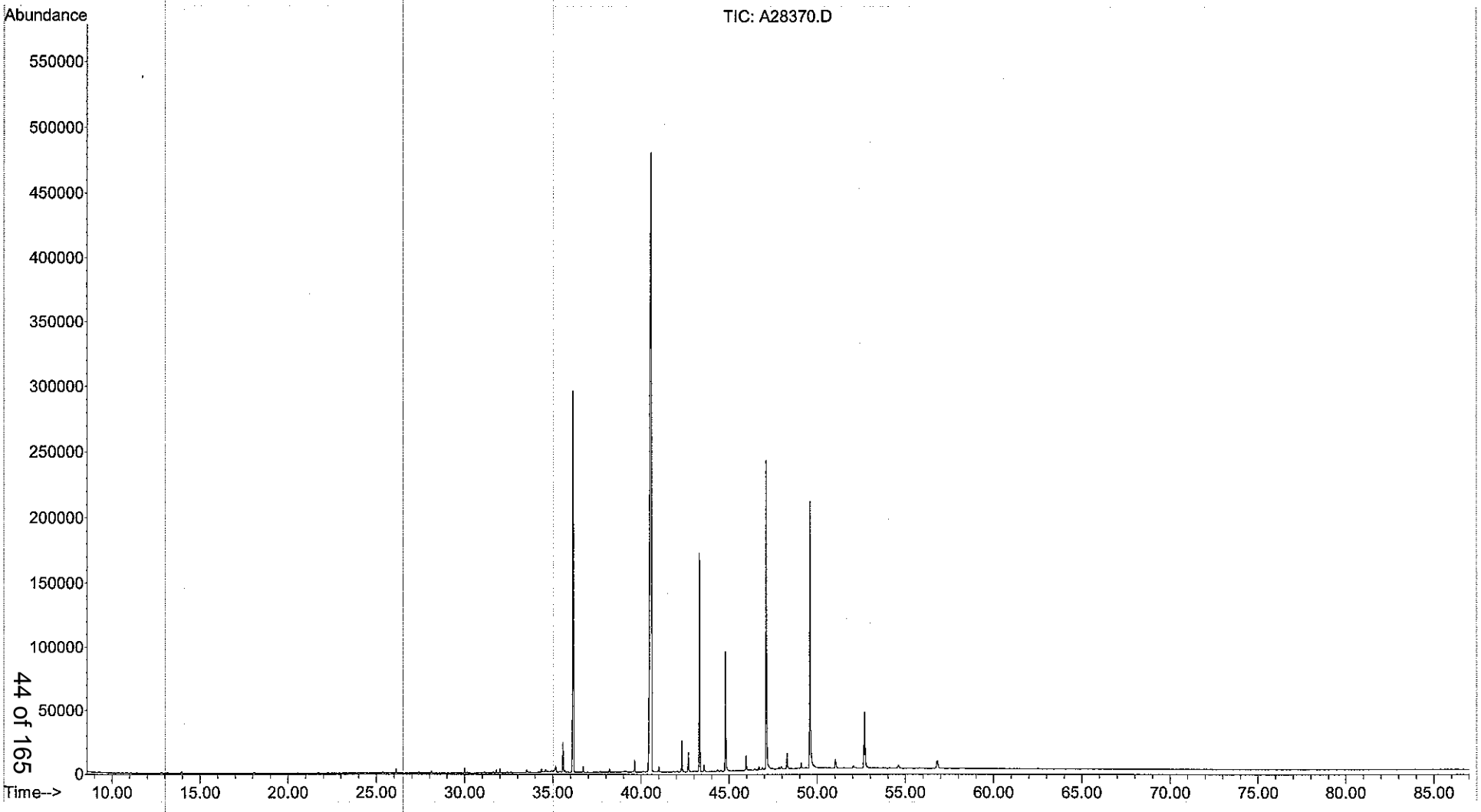

Form I
Duplicate
Alkylated Polynuclear Aromatic Hydrocarbons

Client: **NewFields**
Project: **PSANDS-Former Clifton MGP Site**
Client ID: **GPESB-6WA (13.5-14.5')**
Case: **N/A** SDG: **N/A**
Matrix: **Soil**

Lab Code: **MA00030**
ETR: **0710062**
Lab ID: **0710062-01E D**
Associated Blank: **SS101607B13**
Concentration Units: **µg/Kg**

Date Collected	Date Received	Date Extracted	Date Analyzed	Percent Solid	Sample Amount (g)	Final Volume (ml)	Dilution Factor	Analyst
10/03/07	10/06/07	10/16/07	02/01/08	71.8	10.03	5.56	20	SEO

Parameter	Result		Parameter	Result	
Naphthalene	**76000**		Fluoranthene	10	U
C1-Naphthalenes	27	U	Pyrene	12	U
C2-Naphthalenes	27	U	C1-Fluoranthenes/Pyrenes	12	U
C3-Naphthalenes	27	U	C2-Fluoranthenes/Pyrenes	12	U
C4-Naphthalenes	27	U	C3-Fluoranthenes/Pyrenes	12	U
Biphenyl	9.7	U	C4-Fluoranthenes/Pyrenes	12	U
Dibenzofuran	9.7	U	Naphthobenzothiophenes	6.6	U
Acenaphthylene	22	U	C1-Naphthobenzothiophenes	6.6	U
Acenaphthene	**11000**		C2-Naphthobenzothiophenes	6.6	U
Fluorene	12	U	C3-Naphthobenzothiophenes	6.6	U
C1-Fluorenes	12	U	C4-Naphthobenzothiophenes	6.6	U
C2-Fluorenes	12	U	Benz[a]anthracene	11	U
C3-Fluorenes	12	U	Chrysene/Triphenylene	11	U
Anthracene	12	U	C1-Chrysenes	11	U
Phenanthrene	**13000**		C2-Chrysenes	11	U
C1-Phenanthrenes/Anthracenes	28	U	C3-Chrysenes	11	U
C2-Phenanthrenes/Anthracenes	28	U	C4-Chrysenes	11	U
C3-Phenanthrenes/Anthracenes	28	U	Benzo[b]fluoranthene	11	U
C4-Phenanthrenes/Anthracenes	28	U	Benzo[k]fluoranthene	11	U
Retene	**16000**		Benzo[a]fluoranthene	11	U
Dibenzothiophene	4.8	U	Benzo[e]pyrene	14	U
C1-Dibenzothiophenes	4.8	U	Benzo[a]pyrene	7.1	U
C2-Dibenzothiophenes	4.8	U	Perylene	15	U
C3-Dibenzothiophenes	4.8	U	Indeno[1,2,3-cd]pyrene	9.4	U
C4-Dibenzothiophenes	4.8	U	Dibenz[a,h]anthracene	6.0	U
Benzo(b)fluorene	8.3	U	Benzo[g,h,i]perylene	13	U

Surrogate	% Recovery	Acceptance Range (%)
2-Methylnaphthalene-d10	104	50-130
Pyrene-d10	126	50-130
Benzo[b]fluoranthene-d12	117	50-130

N/A - Not Applicable
U - The analyte was analyzed for but not detected at the sample specific level reported.

320 Forbes Blvd, Mansfield, MA 02048, (508) 822-9300, Fax (508) 822-3288

Quantitation Report (QT Reviewed)

Data Path : O:\Forensics\Data\PAH1\JAN08\JAN29\
Data File : A19318.D
Acq On : 1 Feb 2008 1:45 am
Operator : ac
Sample : 0710062-01D-RE
Misc : 20X
ALS Vial : 36 Sample Multiplier: 1

2/4/08

Quant Time: Feb 02 05:46:00 2008
Quant Method : C:\MSDCHEM\1\METHODS\PAH10107.M
Quant Title : Decalins & Alkylated PAH's
QLast Update : Tue Jan 15 19:22:48 2008
Response via : Initial Calibration

Internal Standards	R.T.	QIon	Response	Conc Units	Dev(Min)
1) Acenaphthene-d10	26.54	164	36224	500.00 ng/mL	-0.02
71) Chrysene-d12	43.01	240	50851	500.00 ng/mL	-0.01
System Monitoring Compounds					
13) 2-Methylnaphthalene-d10	22.22	152	16751	187.55 ng/mL	-0.02
Spiked Amount 1000.000	Range 50 - 130		Recovery = 18.76%#		
57) Pyrene-d10	38.10	212	24119	226.53 ng/mL	-0.01
Spiked Amount 1000.000	Range 50 - 130		Recovery = 22.65%#		
80) Benzo[b]fluoranthene-d12	46.93	264	23129	211.22 ng/mL	0.00
Spiked Amount 1000.000	Range 50 - 130		Recovery = 21.12%#		
124) 5B(H)Cholane - Surr	43.65	217	5062	214.58 ng/ml	-0.01
Spiked Amount 1000.000	Range 50 - 130		Recovery = 21.46%#		
Target Compounds					Qvalue
8) Naphthalene	19.64	128	780458	4940.39 ng/mL#	100
25) Acenaphthene	26.67	153	71885	729.75 ng/mL	99
40) Phenanthrene	32.51	178	131836	841.90 ng/mL	98
51) Retene	39.51	234	26920	1032.19 ng/mL	95

(#) = qualifier out of range (m) = manual integration (+) = signals summed

Quantitation Report (QT Reviewed)

Data Path : O:\Forensics\Data\PAH1\JAN08\JAN29\
Data File : A19318.D
Acq On : 1 Feb 2008 1:45 am
Operator : ac
Sample : 0710062-01D-RE
Misc : 20X
ALS Vial : 36 Sample Multiplier: 1

Quant Time: Feb 02 05:46:00 2008
Quant Method : C:\MSDCHEM\1\METHODS\PAH10107.M
Quant Title : Decalins & Alkylated PAH's
QLast Update : Tue Jan 15 19:22:48 2008
Response via : Initial Calibration

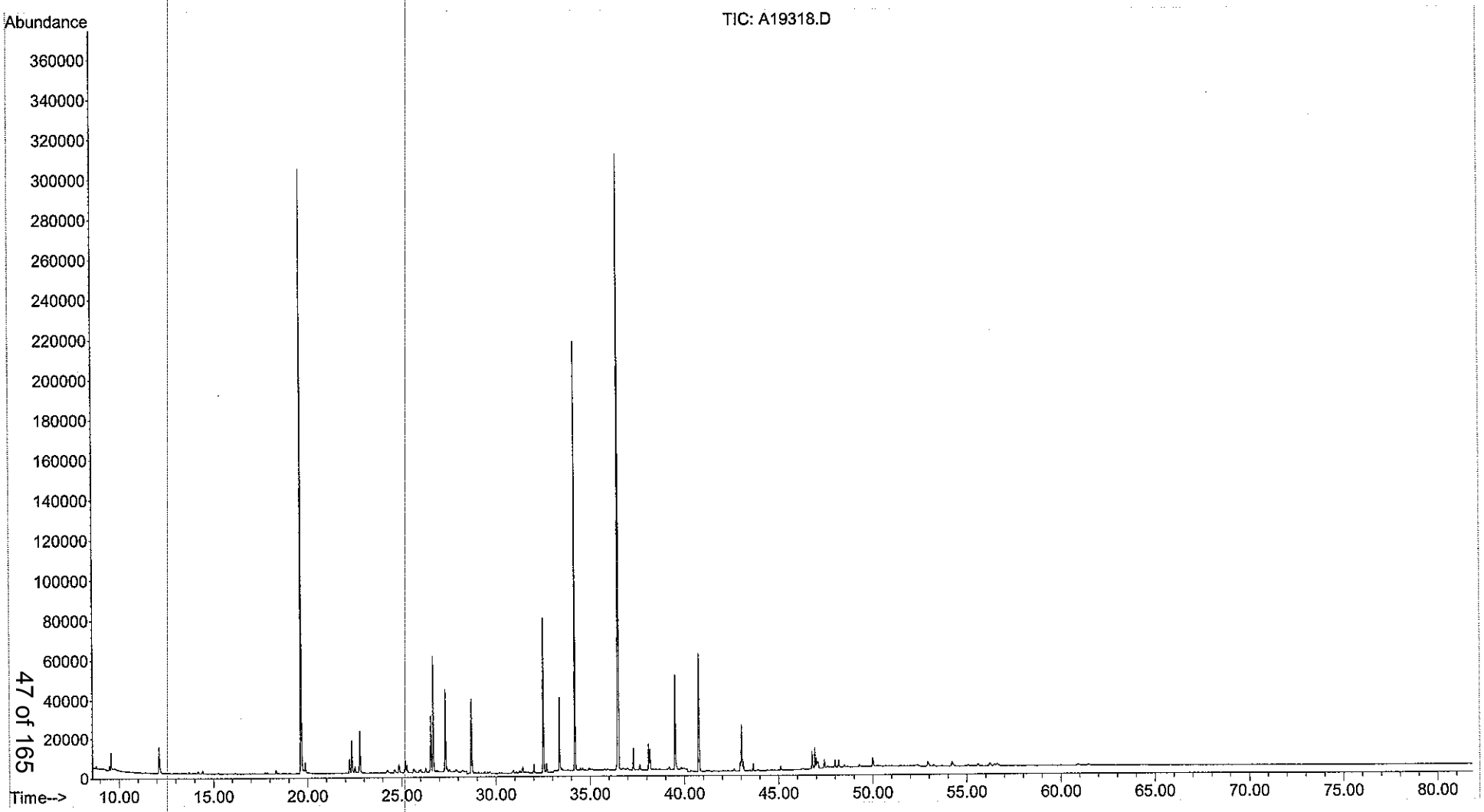

Duplicate
Alkylated Polynuclear Aromatic Hydrocarbons

Client: **NewFields**
Project: **PSANDS-Former Clifton MGP Site**
Client ID: **GPESB-6WA (13.5-14.5')**
Case: **N/A** SDG: **N/A**
Matrix: **Soil**

Lab Code: **MA00030**
ETR: **0710062**
Lab ID: **0710062-01**
Associated Blank: **SS101607B13**
Concentration Units: **µg/Kg**

Date Collected	Date Received	Date Extracted	Percent Solid	Analyst
10/03/07	10/06/07	10/16/07	71.8	SEO

Parameter	Sample Result	Duplicate Result	RPD	RPD Limit
Naphthalene	39000 E	49000 E	22	30
C1-Naphthalenes	6600	8300	22	30
C2-Naphthalenes	3000	3300	10	30
C3-Naphthalenes	670	660	2	30
C4-Naphthalenes	100	96	5	30
Biphenyl	200	260	27	30
Dibenzofuran	5800	6300	7	30
Acenaphthylene	170	170	1	30
Acenaphthene	7000	8500 E	19	30
Fluorene	6400	6000	7	30
C1-Fluorenes	440	380	15	30
C2-Fluorenes	93	81	14	30
C3-Fluorenes	230	190	18	30
Anthracene	1100	760	39[a]	30
Phenanthrene	11000 E	9900 E	9	30
C1-Phenanthrenes/Anthracenes	720	620	16	30
C2-Phenanthrenes/Anthracenes	240	240	2	30
C3-Phenanthrenes/Anthracenes	190	860	126[a]	30
C4-Phenanthrenes/Anthracenes	320	2400	153[a]	30
Retene	1700	14000 E	157[a]	30
Dibenzothiophene	970	820	17	30
C1-Dibenzothiophenes	72	61	17	30
C2-Dibenzothiophenes	38	49	26	30
C3-Dibenzothiophenes	23	27	16	30
C4-Dibenzothiophenes	17	24	37[a]	30
Benzo(b)fluorene	240	190	24	30
Fluoranthene	2800	2200	25	30
Pyrene	2400	1800	29	30
C1-Fluoranthenes/Pyrenes	970	840	15	30
C2-Fluoranthenes/Pyrenes	310	270	12	30
C3-Fluoranthenes/Pyrenes	120	110	9	30
C4-Fluoranthenes/Pyrenes	95	85	12	30
Naphthobenzothiophenes	160	130	20	30
C1-Naphthobenzothiophenes	77	69	11	30
C2-Naphthobenzothiophenes	36	34	6	30

N/A - Not Applicable
[a] - Value outside of QC Limits.
E - Estimated value, exceeds the upper limit of calibration.

320 Forbes Blvd, Mansfield, MA 02048, (508) 822-9300, Fax (508) 822-3288

Duplicate
Alkylated Polynuclear Aromatic Hydrocarbons

Client: **NewFields**
Project: **PSANDS-Former Clifton MGP Site**
Client ID: **GPESB-6WA (13.5-14.5')**
Case: **N/A** SDG: **N/A**
Matrix: **Soil**

Lab Code: **MA00030**
ETR: **0710062**
Lab ID: **0710062-01**
Associated Blank: **SS101607B13**
Concentration Units: **µg/Kg**

Date Collected	Date Received	Date Extracted	Percent Solid	Analyst
10/03/07	10/06/07	10/16/07	71.8	SEO

Parameter	Sample Result	Duplicate Result	RPD	RPD Limit
C3-Naphthobenzothiophenes	**28**	**25**	9	30
C4-Naphthobenzothiophenes	**12**	**15**	18	30
Benz[a]anthracene	**1100**	**880**	21	30
Chrysene/Triphenylene	**1100**	**940**	15	30
C1-Chrysenes	**350**	**330**	7	30
C2-Chrysenes	**140**	**140**	2	30
C3-Chrysenes	**110**	**110**	2	30
C4-Chrysenes	**56**	**70**	22	30
Benzo[b]fluoranthene	**1400**	**1000**	28	30
Benzo[k]fluoranthene	**1100**	**970**	10	30
Benzo[a]fluoranthene	**180**	**130**	31[a]	30
Benzo[e]pyrene	**940**	**780**	19	30
Benzo[a]pyrene	**1100**	**800**	35[a]	30
Perylene	**360**	**270**	30	30
Indeno[1,2,3-cd]pyrene	**1200**	**960**	20	30
Dibenz[a,h]anthracene	**230**	**190**	19	30
Benzo[g,h,i]perylene	**910**	**730**	22	30

Surrogate	% Recovery		Acceptance Range (%)
2-Methylnaphthalene-d10	92	88	50-130
Pyrene-d10	115	111	50-130
Benzo[b]fluoranthene-d12	103	103	50-130

N/A - Not Applicable
[a] - Value outside of QC Limits.

Concentrations reported as calculated values, which includes rounding for significant figures. RPD values are reported based on the unrounded calculated result.

320 Forbes Blvd, Mansfield, MA 02048, (508) 822-9300, Fax (508) 822-3288

Duplicate
Steranes and Triterpanes

Client: **NewFields**
Project: **PSANDS-Former Clifton MGP Site**
Client ID: **GPESB-6WA (13.5-14.5')**
Case: **N/A** SDG: **N/A**
Matrix: **Soil**

Lab Code: **MA00030**
ETR: **0710062**
Lab ID: **0710062-01**
Associated Blank: **SS020108B05**
Concentration Units: **µg/Kg**

Date Collected	Date Received	Date Extracted	Percent Solid	Analyst
10/03/07	10/06/07	10/16/07	71.8	AC

Parameter	Sample Result	Duplicate Result	RPD	RPD Limit
C23 Tricyclic Terpane	0.86 U	0.86 U	N/A	30
C24 Tricyclic Terpane	0.86 U	0.86 U	N/A	30
C25 Tricyclic Terpane	0.86 U	0.86 U	N/A	30
C24 Tetracyclic Terpane	0.86 U	0.86 U	N/A	30
C26 Tricyclic Terpane-22S	0.86 U	0.86 U	N/A	30
C26 Tricyclic Terpane-22R	0.86 U	0.86 U	N/A	30
C28 Tricyclic Terpane-22S	0.86 U	0.86 U	N/A	30
C28 Tricyclic Terpane-22R	0.86 U	0.86 U	N/A	30
C29 Tricyclic Terpane-22S	0.86 U	0.86 U	N/A	30
C29 Tricyclic Terpane-22R	0.86 U	0.86 U	N/A	30
18a-22,29,30-Trisnorneohopane-TS	0.86 U	0.86 U	N/A	30
C30 Tricyclic Terpane-22S	0.86 U	0.86 U	N/A	30
C30 Tricyclic Terpane-22R	0.86 U	0.86 U	N/A	30
17a(H)-22,29,30-Trisnorhopane-TM	0.86 U	0.86 U	N/A	30
17a/b,21b/a 28,30-Bisnorhopane	0.86 U	0.86 U	N/A	30
17a(H),21b(H)-25-Norhopane	0.86 U	0.86 U	N/A	30
30-Norhopane	0.86 U	0.86 U	N/A	30
18a(H)-30-Norneohopane-C29Ts	0.86 U	0.86 U	N/A	30
17a(H)-Diahopane	0.86 U	0.86 U	N/A	30
30-Normoretane	0.86 U	0.86 U	N/A	30
18a(H)&18b(H)-Oleananes	0.86 U	0.86 U	N/A	30
Hopane	**2.4**	**2.6**	7	30
Moretane	0.86 U	0.86 U	N/A	30
30-Homohopane-22S	0.86 U	0.86 U	N/A	30
30-Homohopane-22R	0.86 U	0.86 U	N/A	30
30,31-Bishomohopane-22S	0.86 U	0.86 U	N/A	30
30,31-Bishomohopane-22R	0.86 U	0.86 U	N/A	30
30,31-Trishomohopane-22S	0.86 U	0.86 U	N/A	30
30,31-Trishomohopane-22R	0.86 U	0.86 U	N/A	30
Tetrakishomohopane-22S	0.86 U	0.86 U	N/A	30
Tetrakishomohopane-22R	0.86 U	0.86 U	N/A	30
Pentakishomohopane-22S	0.86 U	0.86 U	N/A	30
Pentakishomohopane-22R	0.86 U	0.86 U	N/A	30
13b(H),17a(H)-20S-Diacholestane	0.31 U	0.31 U	N/A	30
13b(H),17a(H)-20R-Diacholestane	0.31 U	0.31 U	N/A	30

N/A - Not Applicable
U - The analyte was analyzed for but not detected at the sample specific level reported.

320 Forbes Blvd, Mansfield, MA 02048, (508) 822-9300, Fax (508) 822-3288

Duplicate
Steranes and Triterpanes

Client: **NewFields**
Project: **PSANDS-Former Clifton MGP Site**
Client ID: **GPESB-6WA (13.5-14.5')**
Case: **N/A** SDG: **N/A**
Matrix: **Soil**

Lab Code: **MA00030**
ETR: **0710062**
Lab ID: **0710062-01**
Associated Blank: **SS020108B05**
Concentration Units: **µg/Kg**

Date Collected	Date Received	Date Extracted	Percent Solid	Analyst
10/03/07	10/06/07	10/16/07	71.8	AC

Parameter	Sample Result	Duplicate Result	RPD	RPD Limit
13b,17a-20S-Methyldiacholestane	0.31 U	0.31 U	N/A	30
14a(H),17a(H)-20S-Cholestane	0.31 U	0.31 U	N/A	30
14a(H),17a(H)-20R-Cholestane	0.31 U	0.31 U	N/A	30
13b,17a-20R-Ethyldiacholestane	0.31 U	0.31 U	N/A	30
13a,17b-20S-Ethyldiacholestane	0.31 U	0.31 U	N/A	30
14a,17a-20S-Methylcholestane	0.31 U	0.31 U	N/A	30
14a,17a-20R-Methylcholestane	0.31 U	0.31 U	N/A	30
14a(H),17a(H)-20S-Ethylcholestane	0.31 U	0.31 U	N/A	30
14a(H),17a(H)-20R-Ethylcholestane	0.31 U	0.31 U	N/A	30
14b(H),17b(H)-20R-Cholestane	0.31 U	0.31 U	N/A	30
14b(H),17b(H)-20S-Cholestane	0.31 U	0.31 U	N/A	30
14b,17b-20R-Methylcholestane	0.31 U	0.31 U	N/A	30
14b,17b-20S-Methylcholestane	0.31 U	0.31 U	N/A	30
14b(H),17b(H)-20R-Ethylcholestane	0.31 U	0.31 U	N/A	30
14b(H),17b(H)-20S-Ethylcholestane	0.31 U	0.31 U	N/A	30

Surrogate	% Recovery				Acceptance Range (%)
5B(H)Cholane	100	E	91	E	50-130

N/A - Not Applicable
E - Estimated value, exceeds the upper limit of calibration.
U - The analyte was analyzed for but not detected at the sample specific level reported.

Concentrations reported as calculated values, which includes rounding for significant figures. RPD values are reported based on the unrounded calculated result.

320 Forbes Blvd, Mansfield, MA 02048, (508) 822-9300, Fax (508) 822-3288

Duplicate
Alkylated Polynuclear Aromatic Hydrocarbons

Client: **NewFields**
Project: **PSANDS-Former Clifton MGP Site**
Client ID: **GPESB-6WA (13.5-14.5')**
Case: **N/A** SDG: **N/A**
Matrix: **Soil**

Lab Code: **MA00030**
ETR: **0710062**
Lab ID: **0710062-01E**
Associated Blank: **SS101607B13**
Concentration Units: **µg/Kg**

Date Collected	Date Received	Date Extracted	Percent Solid	Analyst
10/03/07	10/06/07	10/16/07	71.8	SEO

Parameter	Sample Result	Duplicate Result	RPD	RPD Limit
Naphthalene	**74000**	**76000**	3	30
C1-Naphthalenes	27 U	27 U	N/A	30
C2-Naphthalenes	27 U	27 U	N/A	30
C3-Naphthalenes	27 U	27 U	N/A	30
C4-Naphthalenes	27 U	27 U	N/A	30
Biphenyl	9.8 U	9.7 U	N/A	30
Dibenzofuran	9.8 U	9.7 U	N/A	30
Acenaphthylene	22 U	22 U	N/A	30
Acenaphthene	**11000**	**11000**	1	30
Fluorene	13 U	12 U	N/A	30
C1-Fluorenes	13 U	12 U	N/A	30
C2-Fluorenes	13 U	12 U	N/A	30
C3-Fluorenes	13 U	12 U	N/A	30
Anthracene	13 U	12 U	N/A	30
Phenanthrene	**18000**	**13000**	30	30
C1-Phenanthrenes/Anthracenes	28 U	28 U	N/A	30
C2-Phenanthrenes/Anthracenes	28 U	28 U	N/A	30
C3-Phenanthrenes/Anthracenes	28 U	28 U	N/A	30
C4-Phenanthrenes/Anthracenes	28 U	28 U	N/A	30
Retene	**2300**	**16000**	150[a]	30
Dibenzothiophene	4.8 U	4.8 U	N/A	30
C1-Dibenzothiophenes	4.8 U	4.8 U	N/A	30
C2-Dibenzothiophenes	4.8 U	4.8 U	N/A	30
C3-Dibenzothiophenes	4.8 U	4.8 U	N/A	30
C4-Dibenzothiophenes	4.8 U	4.8 U	N/A	30
Benzo(b)fluorene	8.4 U	8.3 U	N/A	30
Fluoranthene	10 U	10 U	N/A	30
Pyrene	12 U	12 U	N/A	30
C1-Fluoranthenes/Pyrenes	12 U	12 U	N/A	30
C2-Fluoranthenes/Pyrenes	12 U	12 U	N/A	30
C3-Fluoranthenes/Pyrenes	12 U	12 U	N/A	30
C4-Fluoranthenes/Pyrenes	12 U	12 U	N/A	30
Naphthobenzothiophenes	6.7 U	6.6 U	N/A	30
C1-Naphthobenzothiophenes	6.7 U	6.6 U	N/A	30
C2-Naphthobenzothiophenes	6.7 U	6.6 U	N/A	30

N/A - Not Applicable
[a] - Value outside of QC Limits.
U - The analyte was analyzed for but not detected at the sample specific level reported.

320 Forbes Blvd, Mansfield, MA 02048, (508) 822-9300, Fax (508) 822-3288

Duplicate
Alkylated Polynuclear Aromatic Hydrocarbons

Client: **NewFields**
Project: **PSANDS-Former Clifton MGP Site**
Client ID: **GPESB-6WA (13.5-14.5')**
Case: **N/A** SDG: **N/A**
Matrix: **Soil**

Lab Code: **MA00030**
ETR: **0710062**
Lab ID: **0710062-01E**
Associated Blank: **SS101607B13**
Concentration Units: **µg/Kg**

Date Collected	Date Received	Date Extracted	Percent Solid	Analyst
10/03/07	10/06/07	10/16/07	71.8	SEO

Parameter	Sample Result	Duplicate Result	RPD	RPD Limit
C3-Naphthobenzothiophenes	6.7 U	6.6 U	N/A	30
C4-Naphthobenzothiophenes	6.7 U	6.6 U	N/A	30
Benz[a]anthracene	11 U	11 U	N/A	30
Chrysene/Triphenylene	12 U	11 U	N/A	30
C1-Chrysenes	12 U	11 U	N/A	30
C2-Chrysenes	12 U	11 U	N/A	30
C3-Chrysenes	12 U	11 U	N/A	30
C4-Chrysenes	12 U	11 U	N/A	30
Benzo[b]fluoranthene	11 U	11 U	N/A	30
Benzo[k]fluoranthene	11 U	11 U	N/A	30
Benzo[a]fluoranthene	11 U	11 U	N/A	30
Benzo[e]pyrene	14 U	14 U	N/A	30
Benzo[a]pyrene	7.1 U	7.1 U	N/A	30
Perylene	16 U	15 U	N/A	30
Indeno[1,2,3-cd]pyrene	9.4 U	9.4 U	N/A	30
Dibenz[a,h]anthracene	6.0 U	6.0 U	N/A	30
Benzo[g,h,i]perylene	13 U	13 U	N/A	30

Surrogate	% Recovery			Acceptance Range (%)
2-Methylnaphthalene-d10	136	§	104	50-130
Pyrene-d10	158	§	126	50-130
Benzo[b]fluoranthene-d12	151	§	117	50-130

N/A - Not Applicable
§ - Surrogate value outside of acceptable range.
U - The analyte was analyzed for but not detected at the sample specific level reported.

Concentrations reported as calculated values, which includes rounding for significant figures. RPD values are reported based on the unrounded calculated result.

320 Forbes Blvd, Mansfield, MA 02048, (508) 822-9300, Fax (508) 822-3288

Form I
Alkylated Polynuclear Aromatic Hydrocarbons

Client: **NewFields**
Project: **PSANDS-Former Clifton MGP Site**
Client ID: **GPESB-7A (15-16')**
Case: **N/A** SDG: **N/A**
Matrix: **Soil**

Lab Code: **MA00030**
ETR: **0710062**
Lab ID: **0710062-02**
Associated Blank: **SS101607B13**
Concentration Units: **µg/Kg**

Date Collected	Date Received	Date Extracted	Date Analyzed	Percent Solid	Sample Amount (g)	Final Volume (ml)	Dilution Factor	Analyst
10/03/07	10/06/07	10/16/07	02/01/08	64.8	10.00	8.7	50	SEO

Parameter	Result		Parameter	Result	
Naphthalene	1000000	E	Fluoranthene	250000	
C1-Naphthalenes	150000		Pyrene	190000	
C2-Naphthalenes	37000		C1-Fluoranthenes/Pyrenes	56000	
C3-Naphthalenes	12000		C2-Fluoranthenes/Pyrenes	12000	
C4-Naphthalenes	3300		C3-Fluoranthenes/Pyrenes	5000	
Biphenyl	25000		C4-Fluoranthenes/Pyrenes	3400	
Dibenzofuran	77000		Naphthobenzothiophenes	10000	
Acenaphthylene	19000		C1-Naphthobenzothiophenes	3100	
Acenaphthene	130000		C2-Naphthobenzothiophenes	1200	
Fluorene	75000		C3-Naphthobenzothiophenes	1200	
C1-Fluorenes	9400		C4-Naphthobenzothiophenes	29	U
C2-Fluorenes	3800		Benz[a]anthracene	82000	
C3-Fluorenes	7200		Chrysene/Triphenylene	73000	
Anthracene	77000		C1-Chrysenes	15000	
Phenanthrene	330000		C2-Chrysenes	5200	
C1-Phenanthrenes/Anthracenes	49000		C3-Chrysenes	4600	
C2-Phenanthrenes/Anthracenes	16000		C4-Chrysenes	1800	
C3-Phenanthrenes/Anthracenes	5000		Benzo[b]fluoranthene	58000	
C4-Phenanthrenes/Anthracenes	1600		Benzo[k]fluoranthene	59000	
Retene	3400		Benzo[a]fluoranthene	12000	
Dibenzothiophene	20000		Benzo[e]pyrene	42000	
C1-Dibenzothiophenes	4200		Benzo[a]pyrene	76000	
C2-Dibenzothiophenes	2100		Perylene	23000	
C3-Dibenzothiophenes	1400		Indeno[1,2,3-cd]pyrene	53000	
C4-Dibenzothiophenes	510	J	Dibenz[a,h]anthracene	8200	
Benzo(b)fluorene	19000		Benzo[g,h,i]perylene	42000	

Surrogate	% Recovery	Acceptance Range (%)
2-Methylnaphthalene-d10	84	50-130
Pyrene-d10	97	50-130
Benzo[b]fluoranthene-d12	96	50-130

N/A - Not Applicable
E - Estimated value, exceeds the upper limit of calibration.
J - Estimated value, below quantitation limit.
U - The analyte was analyzed for but not detected at the sample specific level reported.

320 Forbes Blvd, Mansfield, MA 02048, (508) 822-9300, Fax (508) 822-3288

Quantitation Report (QT Reviewed)

Data Path : O:\Forensics\Data\PAH1\JAN08\JAN29\
Data File : A19319.D
Acq On : 1 Feb 2008 3:18 am
Operator : ac
Sample : 0710062-02-~~RE~~
Misc : 50X
ALS Vial : 37 Sample Multiplier: 1

2/2/08

Quant Time: Feb 02 15:29:28 2008
Quant Method : O:\FORENSICS\METHODS\PAH1\JAN08\PAH10107.M
Quant Title : Decalins & Alkylated PAH's
QLast Update : Thu Jan 17 12:42:45 2008
Response via : Initial Calibration

Internal Standards	R.T.	QIon	Response	Conc Units	Dev(Min)
1) Acenaphthene-d10	26.54	164	20932	500.00 ng/mL	-0.01
71) Chrysene-d12	43.01	240	29679	500.00 ng/mL	0.00
System Monitoring Compounds					
13) 2-Methylnaphthalene-d10	22.22	152	1993	38.62 ng/mL	-0.07
Spiked Amount 1000.000	Range 50 - 130		Recovery =	3.86%#	
57) Pyrene-d10	38.10	212	2753	44.75 ng/mL	0.00
Spiked Amount 1000.000	Range 50 - 130		Recovery =	4.47%#	
80) Benzo[b]fluoranthene-d12	46.92	264	2822	44.16 ng/mL	-0.01
Spiked Amount 1000.000	Range 50 - 130		Recovery =	4.42%#	
124) 5B(H)Cholane - Surr	43.65	217	626m	45.47 ng/ml	-0.01
Spiked Amount 1000.000	Range 50 - 130		Recovery =	4.55%#	

Target Compounds					Qvalue
8) Naphthalene	19.64	128	1424176	15601.30 ng/mL#E	100
9) C1-Naphthalenes	22.34	142	203820m	2232.77 ng/mL	
10) C2-Naphthalenes	25.19	156	50386m	551.96 ng/mL	
11) C3-Naphthalenes	27.53	170	16907m	185.21 ng/mL	
12) C4-Naphthalenes	30.31	184	4528m	49.60 ng/mL	
14) 2-Methylnaphthalene	22.34	142	134893	2229.85 ng/mL#	100
15) 1-Methylnaphthalene	22.77	142	64785	1085.92 ng/mL#	100
21) Biphenyl	24.24	154	28405	372.98 ng/mL#	100
22) 2,6-Dimethylnaphthalene	24.86	156	14239	271.16 ng/mL#	100
23) Dibenzofuran	27.31	168	93469	1144.78 ng/mL	92
24) Acenaphthylene	25.94	152	23604	279.06 ng/mL#	100
25) Acenaphthene	26.67	153	111825	1964.53 ng/mL	97
26) 2,3,5-Trimethylnaphthalene	28.23	170	2078	44.48 ng/mL	95
27) Fluorene	28.70	166	71328m	1112.97 ng/mL	
28) C1-Fluorenes	30.93	180	8952m	139.68 ng/mL	
29) C2-Fluorenes	33.01	194	3580m	55.86 ng/mL	
30) C3-Fluorenes	35.76	208	6902m	107.70 ng/mL	
31) Dibenzothiophene	32.02	184	25223	291.59 ng/mL#	76
35) OTP	34.18	198	377m	4.36 ng/mL	
36) C1-Dibenzothiophenes	34.11	198	5839m	67.50 ng/mL	
37) C2-Dibenzothiophenes	36.28	212	2750m	31.79 ng/mL	
38) C3-Dibenzothiophenes	37.76	226	1859m	21.49 ng/mL	
39) C4-Dibenzothiophenes	40.76	240	655m	7.57 ng/mL	
~~40) Phenanthrene~~	~~32.51~~	~~178~~	~~446506~~	~~4934.45 ng/mL~~	~~100~~
46) C1-Phenanthrenes/Anthracen	34.58	192	65563m	724.55 ng/mL	
47) C2-Phenanthrenes/Anthracen	36.49	206	24370m	269.32 ng/mL	
48) 5AA IS BKGD	36.49	206	3424m	37.84 ng/mL	
49) C3-Phenanthrenes/Anthracen	38.59	220	6680m	73.82 ng/mL	
50) C4-Phenanthrenes/Anthracen	39.51	234	2230m	24.64 ng/mL	
51) Retene	39.51	234	761	50.50 ng/mL	98
52) Anthracene	32.68	178	87383	1153.05 ng/mL	99
54) 1-Methylphenanthrene	35.01	192	9508	147.23 ng/mL	99
55) Fluoranthene	37.28	202	346063	3730.22 ng/mL	93
56) Benzo(b)fluorene	39.81	216	15443m	284.63 ng/mL	
58) Pyrene	38.16	202	272184	2842.27 ng/mL	97
59) C1-Fluoranthenes/Pyrenes	39.57	216	79402m	829.15 ng/mL	
60) C2-Fluoranthenes/Pyrenes	41.31	230	17244m	180.07 ng/mL	
61) C3-Fluoranthenes/Pyrenes	43.51	244	7137m	74.53 ng/mL	
62) C4-Fluoranthenes/Pyrenes	43.79	258	4816m	50.29 ng/mL	
63) Naphthobenzothiophene	42.02	234	9120	104.10 ng/ml#	50
64) Naphthobenzothiophene-2,1-	42.02	234	9120	104.10 ng/mL#	50
65) Naphthobenzothiophene-1,2-	42.37	234	2224	25.39 ng/mL#	10

Quantitation Report (QT Reviewed)

Data Path : O:\Forensics\Data\PAH1\JAN08\JAN29\
Data File : A19319.D
Acq On : 1 Feb 2008 3:18 am
Operator : ac
Sample : 0710062-02-RE
Misc : 50X
ALS Vial : 37 Sample Multiplier: 1

Quant Time: Feb 02 15:29:28 2008
Quant Method : O:\FORENSICS\METHODS\PAH1\JAN08\PAH10107.M
Quant Title : Decalins & Alkylated PAH's
QLast Update : Thu Jan 17 12:42:45 2008
Response via : Initial Calibration

Internal Standards	R.T.	QIon	Response	Conc Units	Dev(Min)
66) Naphthobenzothiophene-2,3-	42.66	234	2408m	27.49 ng/mL	
67) C1-Naphthobenzothiophenes	43.70	248	3999m	45.65 ng/ml	
68) C2-Naphthobenzothiophenes	45.88	262	1620m	18.49 ng/ml	
69) C3-Naphthobenzothiophenes	46.83	276	1508m	17.21 ng/ml	
72) Benz[a]anthracene	42.95	228	95350m	1227.75 ng/mL	
73) Chrysene	43.11	228	92030m	1086.38 ng/mL	
74) Chrysene/Triphenylene	43.11	228	91550m	1080.71 ng/mL	
75) C1-Chrysenes	44.60	242	18802m	221.95 ng/mL	
76) C2-Chrysenes	46.31	256	6733m	79.48 ng/mL	
77) BBF-d12 Surr BKGD	47.04	256	237	2.80 ng/mL	100
78) C3-Chrysenes	47.34	270	5822m	68.73 ng/mL	
79) C4-Chrysenes	49.78	284	2329m	27.49 ng/mL	
81) Benzo[b]fluoranthene	47.00	252	71843	857.22 ng/mL#	20
82) Benzo[k]fluoranthene	47.07	252	78113m	873.56 ng/mL	
83) Benzo[a]fluoranthene	47.38	252	16504m	184.57 ng/mL	
84) Benzo[e]pyrene	47.98	252	52862m	622.15 ng/mL	
85) Benzo[a]pyrene	48.18	252	80656m	1124.85 ng/mL	
86) Perylene	48.48	252	26392m	348.03 ng/mL	
87) Indeno[1,2,3-cd]pyrene	52.91	276	57461m	784.31 ng/mL	
88) Dibenz[a,h]anthracene	52.98	278	9036m	121.92 ng/mL	
89) Benzo[g,h,i]perylene	54.19	276	54138m	629.15 ng/mL	

(#) = qualifier out of range (m) = manual integration (+) = signals summed

Quantitation Report (QT Reviewed)

Data Path : O:\Forensics\Data\PAH1\JAN08\JAN29\
Data File : A19319.D
Acq On : 1 Feb 2008 3:18 am
Operator : ac
Sample : 0710062-02-RE
Misc : 50X
ALS Vial : 37 Sample Multiplier: 1

Quant Time: Feb 02 15:29:28 2008
Quant Method : O:\FORENSICS\METHODS\PAH1\JAN08\PAH10107.M
Quant Title : Decalins & Alkylated PAH's
QLast Update : Thu Jan 17 12:42:45 2008
Response via : Initial Calibration

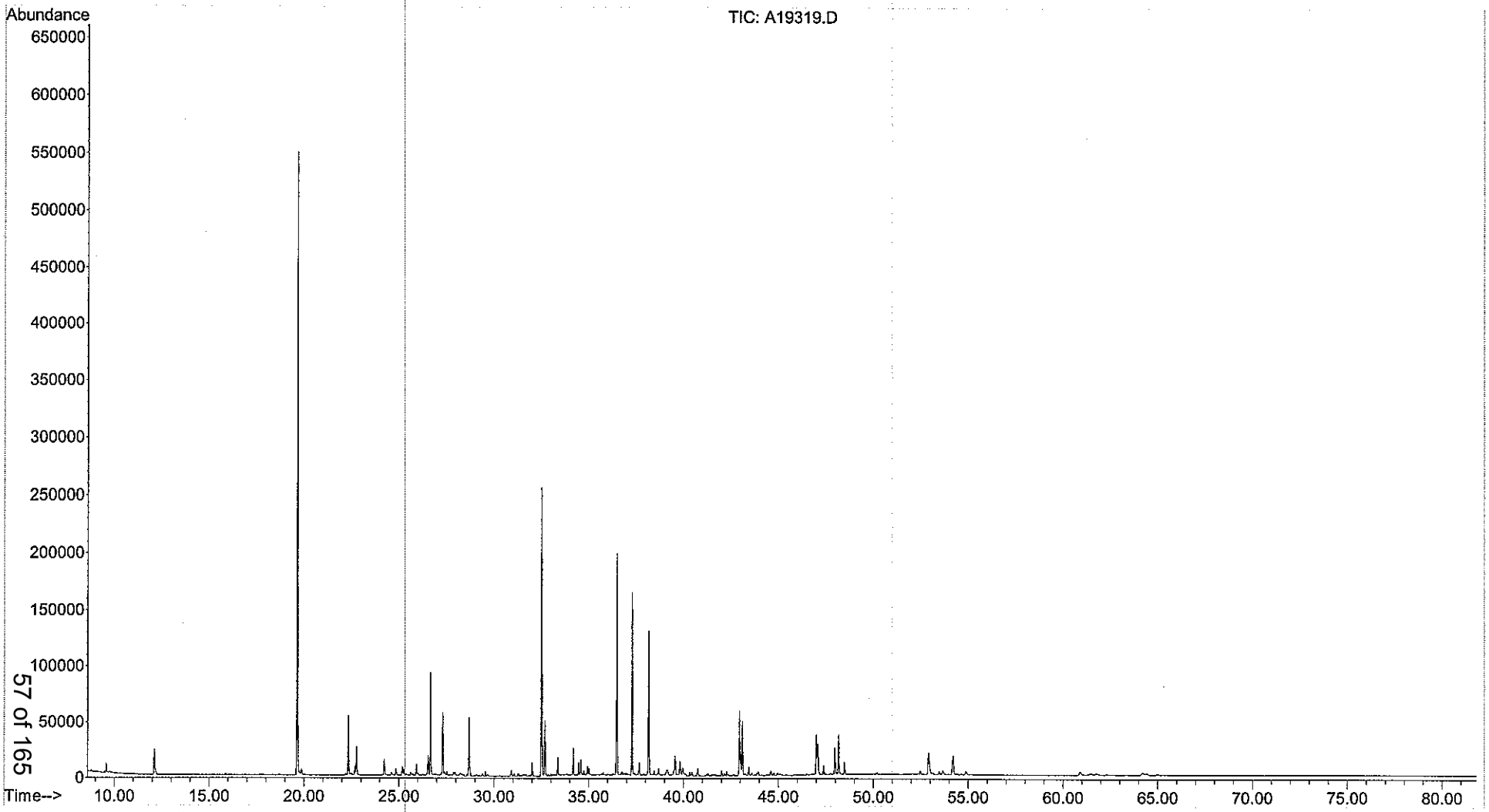

Form I
Steranes and Triterpanes

Client: **NewFields**
Project: **PSANDS-Former Clifton MGP Site**
Client ID: **GPESB-7A (15-16')**
Case: **N/A** SDG: **N/A**
Matrix: **Soil**

Lab Code: **MA00030**
ETR: **0710062**
Lab ID: **0710062-02**
Associated Blank: **SS020108B05**
Concentration Units: **µg/Kg**

Date Collected	Date Received	Date Extracted	Date Analyzed	Percent Solid	Sample Amount (g)	Final Volume (ml)	Dilution Factor	Analyst
10/03/07	10/06/07	10/16/07	02/02/08	64.8	10.00	2.5	1	AC

Parameter	Result		Parameter	Result	
C23 Tricyclic Terpane	**3.0**	J	30,31-Bishomohopane-22S	**17**	
C24 Tricyclic Terpane	**2.7**	J	30,31-Bishomohopane-22R	1.7	U
C25 Tricyclic Terpane	1.7	U	30,31-Trishomohopane-22S	1.7	U
C24 Tetracyclic Terpane	1.7	U	30,31-Trishomohopane-22R	1.7	U
C26 Tricyclic Terpane-22S	1.7	U	Tetrakishomohopane-22S	1.7	U
C26 Tricyclic Terpane-22R	**3.0**	J	Tetrakishomohopane-22R	1.7	U
C28 Tricyclic Terpane-22S	1.7	U	Pentakishomohopane-22S	1.7	U
C28 Tricyclic Terpane-22R	1.7	U	Pentakishomohopane-22R	1.7	U
C29 Tricyclic Terpane-22S	1.7	U	13b(H),17a(H)-20S-Diacholestane	0.59	U
C29 Tricyclic Terpane-22R	1.7	U	13b(H),17a(H)-20R-Diacholestane	0.59	U
18a-22,29,30-Trisnorneohopane-TS	1.7	U	13b,17a-20S-Methyldiacholestane	0.59	U
C30 Tricyclic Terpane-22S	1.7	U	14a(H),17a(H)-20S-Cholestane	0.59	U
C30 Tricyclic Terpane-22R	1.7	U	14a(H),17a(H)-20R-Cholestane	0.59	U
17a(H)-22,29,30-Trisnorhopane-TM	**20**		13b,17a-20R-Ethyldiacholestane	0.59	U
17a/b,21b/a 28,30-Bisnorhopane	1.7	U	13a,17b-20S-Ethyldiacholestane	0.59	U
17a(H),21b(H)-25-Norhopane	1.7	U	14a,17a-20S-Methylcholestane	0.59	U
30-Norhopane	**24**		14a,17a-20R-Methylcholestane	0.59	U
18a(H)-30-Norneohopane-C29Ts	1.7	U	14a(H),17a(H)-20S-Ethylcholestane	0.59	U
17a(H)-Diahopane	1.7	U	14a(H),17a(H)-20R-Ethylcholestane	**2.6**	J
30-Normoretane	**5.7**		14b(H),17b(H)-20R-Cholestane	0.59	U
18a(H)&18b(H)-Oleananes	1.7	U	14b(H),17b(H)-20S-Cholestane	0.59	U
Hopane	**33**		14b,17b-20R-Methylcholestane	0.59	U
Moretane	**9.0**		14b,17b-20S-Methylcholestane	0.59	U
30-Homohopane-22S	**9.0**		14b(H),17b(H)-20R-Ethylcholestane	**3.2**	J
30-Homohopane-22R	**9.0**		14b(H),17b(H)-20S-Ethylcholestane	**1.5**	J

Surrogate	% Recovery	Acceptance Range (%)
5B(H)Cholane	83	50-130

N/A - Not Applicable
J - Estimated value, below quantitation limit.
U - The analyte was analyzed for but not detected at the sample specific level reported.

320 Forbes Blvd, Mansfield, MA 02048, (508) 822-9300, Fax (508) 822-3288

Quantitation Report (QT Reviewed)

Data Path : O:\FORENSICS\DATA\PAH2\2008\FEB 2008\FEB01\
Data File : A28371.D
Acq On : 2 Feb 2008 3:05 pm
Operator : AC
Sample : 0710062-02
Misc : 1x
ALS Vial : 17 Sample Multiplier: 1

2/4/08 BO 20mL

Quant Time: Feb 04 11:18:14 2008
Quant Method : O:\FORENSICS\METHODS\PAH2\FEB08\BIO20201.M
Quant Title : Decalins & Alkylated PAH's
QLast Update : Sat Feb 02 11:37:55 2008
Response via : Initial Calibration

Internal Standards	R.T.	QIon	Response	Conc Units	Dev(Min)
1) Chrysene-d12	42.68	240	44395	500.00 ng/mL	0.00
System Monitoring Compounds					
36) 5B(H)Cholane - Surr	43.32	217	115778	6635.09 ng/ml	0.00
Spiked Amount 1000.000	Range 50 - 130		Recovery = 663.51%#		
Target Compounds					Qvalue
2) 17a(H),21B(H)-hopane - C30	51.51	191	3079m	82.75 ng/mL	
3) Hopane (T19)	51.51	191	3149m	84.64 ng/mL	
4) C23 Tricyclic Terpane (T4)	40.33	191	285m	7.66 ng/ml	
5) C24 Tricyclic Terpane (T5)	41.06	191	260m	6.99 ng/ml	
9) C26 Tricyclic Terpane-22R	43.86	191	289m	7.77 ng/ml	
17) 17a(H)-22,29,30-Trisnorhop	48.44	191	1932m	51.93 ng/ml	
20) 30-Norhopane (T15)	50.22	191	2280	61.28 ng/ml	100
23) 30-Normoretane (T17)	50.96	191	547	14.70 ng/ml	100
25) Moretane (T20)	52.15	191	869m	23.36 ng/ml	
26) 30-Homohopane-22S (T21)	53.22	191	866m	23.28 ng/ml	
27) 30-Homohopane-22R (T22)	53.42	191	868m	23.33 ng/ml	
28) 30,31-Bishomohopane-22S (T	54.63	191	1663m	44.70 ng/ml	
47) 14a(H),17a(H)-20R-Ethylcho	49.86	217	117m	6.71 ng/ml	
52) 14b(H),17b(H)-20R-Ethylcho	49.24	218	145m	8.31 ng/ml	
53) 14b(H),17b(H)-20S-Ethylcho	49.28	218	69m	3.95 ng/ml	
55) C28,20S-triaromatic steroi	49.79	231	111	6.36 ng/mL	100

(#) = qualifier out of range (m) = manual integration (+) = signals summed

Quantitation Report (QT Reviewed)

Data Path : O:\FORENSICS\DATA\PAH2\2008\FEB 2008\FEB01\
Data File : A28371.D
Acq On : 2 Feb 2008 3:05 pm
Operator : AC
Sample : 0710062-02
Misc : 1x
ALS Vial : 17 Sample Multiplier: 1

Quant Time: Feb 04 11:18:14 2008
Quant Method : O:\FORENSICS\METHODS\PAH2\FEB08\BIO20201.M
Quant Title : Decalins & Alkylated PAH's
QLast Update : Sat Feb 02 11:37:55 2008
Response via : Initial Calibration

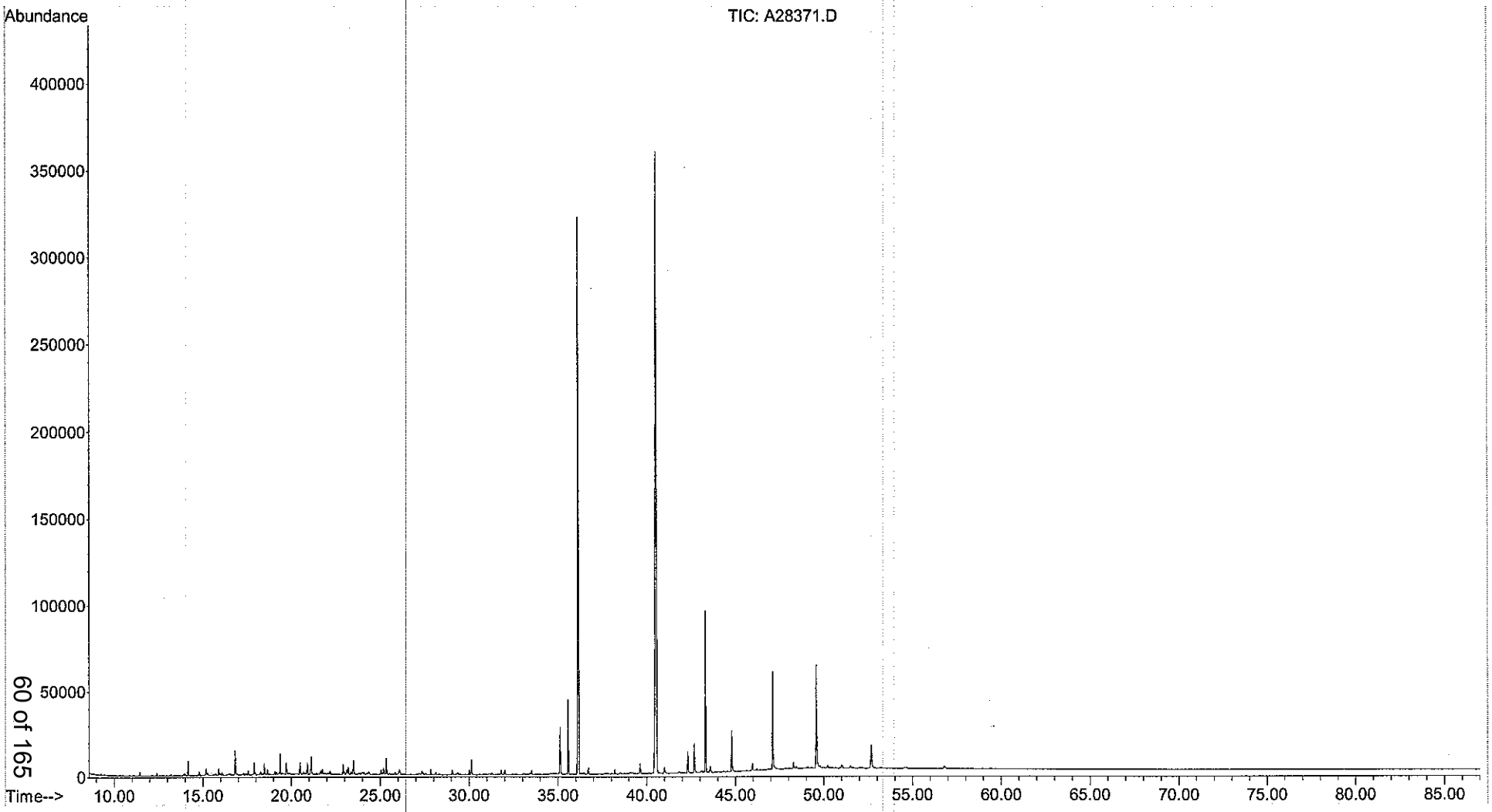

Form I
Alkylated Polynuclear Aromatic Hydrocarbons

Client: **NewFields**
Project: **PSANDS-Former Clifton MGP Site**
Client ID: **GPESB-7A (15-16')**
Case: **N/A** SDG: **N/A**
Matrix: **Soil**

Lab Code: **MA00030**
ETR: **0710062**
Lab ID: **0710062-02E**
Associated Blank: **SS101607B13**
Concentration Units: **µg/Kg**

Date Collected	Date Received	Date Extracted	Date Analyzed	Percent Solid	Sample Amount (g)	Final Volume (ml)	Dilution Factor	Analyst
10/03/07	10/06/07	10/16/07	02/02/08	64.8	10.00	8.7	100	SEO

Parameter	Result		Parameter	Result	
Naphthalene	1100000		Fluoranthene	90	U
C1-Naphthalenes	230	U	Pyrene	100	U
C2-Naphthalenes	230	U	C1-Fluoranthenes/Pyrenes	100	U
C3-Naphthalenes	230	U	C2-Fluoranthenes/Pyrenes	100	U
C4-Naphthalenes	230	U	C3-Fluoranthenes/Pyrenes	100	U
Biphenyl	85	U	C4-Fluoranthenes/Pyrenes	100	U
Dibenzofuran	85	U	Naphthobenzothiophenes	58	U
Acenaphthylene	200	U	C1-Naphthobenzothiophenes	58	U
Acenaphthene	89	U	C2-Naphthobenzothiophenes	58	U
Fluorene	110	U	C3-Naphthobenzothiophenes	58	U
C1-Fluorenes	110	U	C4-Naphthobenzothiophenes	58	U
C2-Fluorenes	110	U	Benz[a]anthracene	94	U
C3-Fluorenes	110	U	Chrysene/Triphenylene	99	U
Anthracene	110	U	C1-Chrysenes	99	U
Phenanthrene	240	U	C2-Chrysenes	99	U
C1-Phenanthrenes/Anthracenes	240	U	C3-Chrysenes	99	U
C2-Phenanthrenes/Anthracenes	240	U	C4-Chrysenes	99	U
C3-Phenanthrenes/Anthracenes	240	U	Benzo[b]fluoranthene	93	U
C4-Phenanthrenes/Anthracenes	240	U	Benzo[k]fluoranthene	94	U
Retene	110	U	Benzo[a]fluoranthene	94	U
Dibenzothiophene	42	U	Benzo[e]pyrene	120	U
C1-Dibenzothiophenes	42	U	Benzo[a]pyrene	62	U
C2-Dibenzothiophenes	42	U	Perylene	130	U
C3-Dibenzothiophenes	42	U	Indeno[1,2,3-cd]pyrene	82	U
C4-Dibenzothiophenes	42	U	Dibenz[a,h]anthracene	52	U
Benzo(b)fluorene	72	U	Benzo[g,h,i]perylene	110	U

Surrogate	% Recovery	Acceptance Range (%)
2-Methylnaphthalene-d10	80	50-130
Pyrene-d10	92	50-130
Benzo[b]fluoranthene-d12	96	50-130

N/A - Not Applicable
U - The analyte was analyzed for but not detected at the sample specific level reported.

320 Forbes Blvd, Mansfield, MA 02048, (508) 822-9300, Fax (508) 822-3288

Quantitation Report (QT Reviewed)

Data Path : O:\Forensics\Data\PAH1\FEB08\FEB02\
Data File : A19335.D
Acq On : 2 Feb 2008 1:14 pm
Operator : SEO
Sample : 0710062-02-RE
Misc : 100X
ALS Vial : 3 Sample Multiplier: 1

2/7/08

Quant Time: Feb 02 15:33:10 2008
Quant Method : O:\FORENSICS\METHODS\PAH1\JAN08\PAH10107.M
Quant Title : Decalins & Alkylated PAH's
QLast Update : Thu Jan 17 12:42:45 2008
Response via : Initial Calibration

Internal Standards	R.T.	QIon	Response	Conc	Units	Dev(Min)
1) Acenaphthene-d10	26.54	164	27046	500.00	ng/mL	-0.01
71) Chrysene-d12	43.01	240	36833	500.00	ng/mL	0.00
System Monitoring Compounds						
13) 2-Methylnaphthalene-d10	22.22	152	1224	18.36	ng/mL	-0.07
Spiked Amount 1000.000	Range 50 - 130		Recovery = 1.84%#			
57) Pyrene-d10	38.10	212	1684	21.18	ng/mL	0.00
Spiked Amount 1000.000	Range 50 - 130		Recovery = 2.12%#			
80) Benzo[b]fluoranthene-d12	46.92	264	1742	21.96	ng/mL	-0.01
Spiked Amount 1000.000	Range 50 - 130		Recovery = 2.20%#			
124) 5B(H)Cholane - Surr	43.63	217	343	20.07	ng/ml	-0.02
Spiked Amount 1000.000	Range 50 - 130		Recovery = 2.01%#			
Target Compounds						Qvalue
8) Naphthalene	19.64	128	938724	7958.71	ng/mL#	100

(#) = qualifier out of range (m) = manual integration (+) = signals summed

Quantitation Report (QT Reviewed)

Data Path : O:\Forensics\Data\PAH1\FEB08\FEB02\
Data File : A19335.D
Acq On : 2 Feb 2008 1:14 pm
Operator : SEO
Sample : 0710062-02-RE
Misc : 100X
ALS Vial : 3 Sample Multiplier: 1

Quant Time: Feb 02 15:33:10 2008
Quant Method : O:\FORENSICS\METHODS\PAH1\JAN08\PAH10107.M
Quant Title : Decalins & Alkylated PAH's
QLast Update : Thu Jan 17 12:42:45 2008
Response via : Initial Calibration

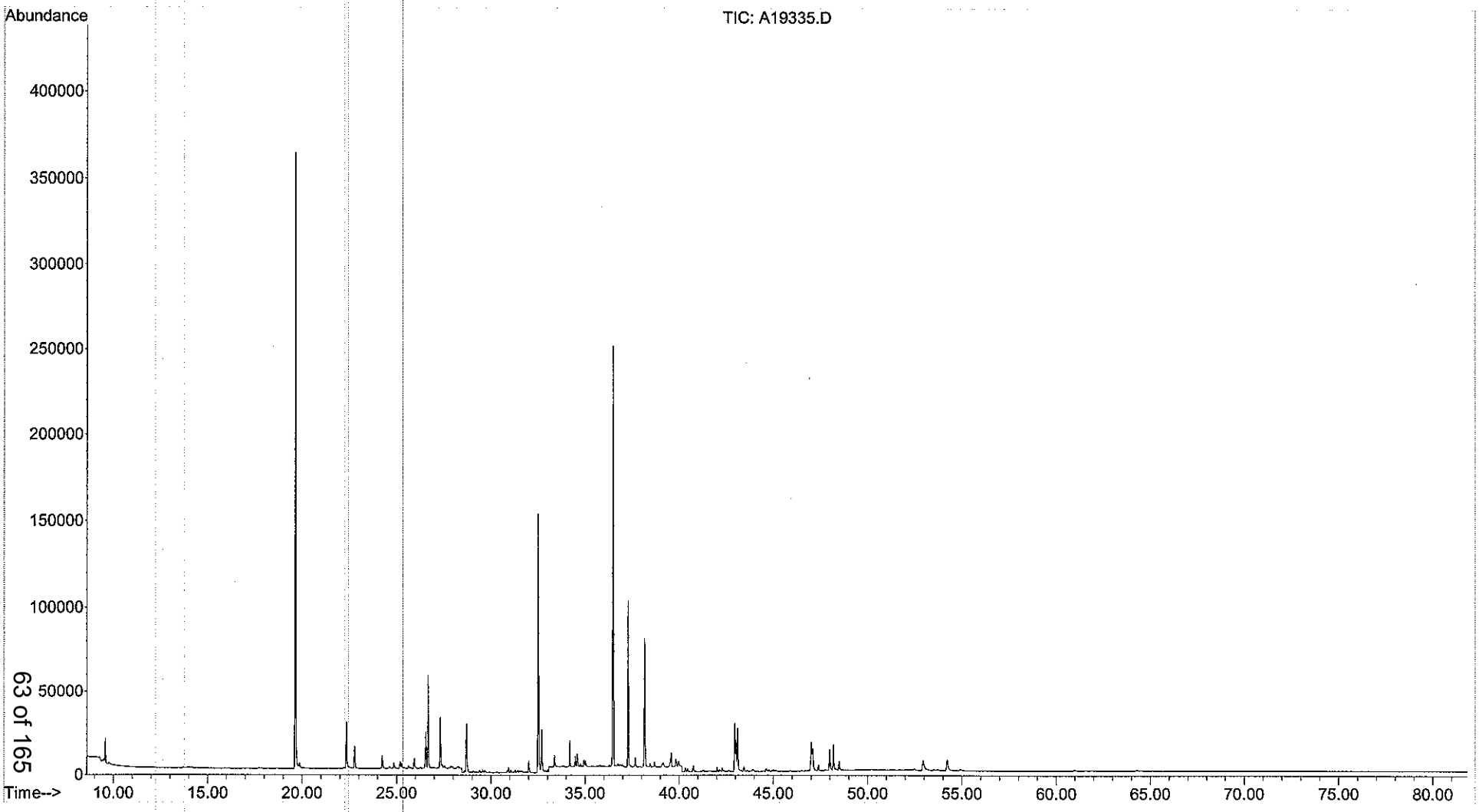

Form I
Alkylated Polynuclear Aromatic Hydrocarbons

Client: **NewFields**
Project: **PSANDS-Former Clifton MGP Site**
Client ID: **Blank**
Case: **N/A** SDG: **N/A**
Matrix: **Soil**

Lab Code: **MA00030**
ETR: **0710062**
Lab ID: **SS101607B13**
Associated Blank: **N/A**
Concentration Units: **µg/Kg**

Date Collected	Date Received	Date Extracted	Date Analyzed	Percent Solid	Sample Amount (g)	Final Volume (ml)	Dilution Factor	Analyst
N/A	N/A	10/16/07	01/31/08	100	30.00	2	1	SEO

Parameter	Result		Parameter	Result	
Naphthalene	**0.60**	J	Fluoranthene	**0.15**	J
C1-Naphthalenes	**1.2**		Pyrene	**0.24**	J
C2-Naphthalenes	**1.9**		C1-Fluoranthenes/Pyrenes	**1.4**	
C3-Naphthalenes	**1.4**		C2-Fluoranthenes/Pyrenes	**1.6**	
C4-Naphthalenes	0.12	U	C3-Fluoranthenes/Pyrenes	0.051	U
Biphenyl	**1.7**		C4-Fluoranthenes/Pyrenes	0.051	U
Dibenzofuran	0.042	U	Naphthobenzothiophenes	**0.15**	J
Acenaphthylene	0.097	U	C1-Naphthobenzothiophenes	**1.1**	
Acenaphthene	0.044	U	C2-Naphthobenzothiophenes	0.029	U
Fluorene	**0.50**	J	C3-Naphthobenzothiophenes	0.029	U
C1-Fluorenes	0.054	U	C4-Naphthobenzothiophenes	0.029	U
C2-Fluorenes	0.054	U	Benz[a]anthracene	0.047	U
C3-Fluorenes	0.054	U	Chrysene/Triphenylene	**0.30**	J
Anthracene	0.054	U	C1-Chrysenes	**0.83**	
Phenanthrene	**0.85**		C2-Chrysenes	0.049	U
C1-Phenanthrenes/Anthracenes	**1.5**		C3-Chrysenes	0.049	U
C2-Phenanthrenes/Anthracenes	**0.99**		C4-Chrysenes	0.049	U
C3-Phenanthrenes/Anthracenes	0.12	U	Benzo[b]fluoranthene	0.046	U
C4-Phenanthrenes/Anthracenes	0.12	U	Benzo[k]fluoranthene	0.047	U
Retene	0.054	U	Benzo[a]fluoranthene	0.047	U
Dibenzothiophene	**0.18**	J	Benzo[e]pyrene	**0.26**	J
C1-Dibenzothiophenes	**0.96**		Benzo[a]pyrene	0.031	U
C2-Dibenzothiophenes	**1.5**		Perylene	0.067	U
C3-Dibenzothiophenes	0.021	U	Indeno[1,2,3-cd]pyrene	0.041	U
C4-Dibenzothiophenes	0.021	U	Dibenz[a,h]anthracene	0.026	U
Benzo(b)fluorene	0.036	U	Benzo[g,h,i]perylene	0.057	U

Surrogate	% Recovery	Acceptance Range (%)
2-Methylnaphthalene-d10	78	50-130
Pyrene-d10	126	50-130
Benzo[b]fluoranthene-d12	119	50-130

N/A - Not Applicable
J - Estimated value, below quantitation limit.
U - The analyte was analyzed for but not detected at the sample specific level reported.

320 Forbes Blvd, Mansfield, MA 02048, (508) 822-9300, Fax (508) 822-3288

Quantitation Report (QT Reviewed)

Data Path : O:\FORENSICS\DATA\PAH1\JAN08\JAN29\
Data File : A19314.D
Acq On : 31 Jan 2008 7:34 pm
Operator : ac
Sample : SS101607B13
Misc : 1X ETR0710062
ALS Vial : 32 Sample Multiplier: 1

Quant Time: Feb 01 19:13:00 2008
Quant Method : C:\MSDCHEM\1\METHODS\PAH10107.M
Quant Title : Decalins & Alkylated PAH's
QLast Update : Tue Jan 15 19:22:48 2008
Response via : Initial Calibration

2/2/08

Internal Standards	R.T.	QIon	Response	Conc Units	Dev(Min)
1) Acenaphthene-d10	26.55	164	6230	500.00 ng/mL	-0.01
71) Chrysene-d12	43.03	240	8954	500.00 ng/mL	0.00
System Monitoring Compounds					
13) 2-Methylnaphthalene-d10	22.25	152	6005	390.93 ng/mL	0.00
Spiked Amount 1000.000	Range 50 - 130		Recovery = 39.09%#		
57) Pyrene-d10	38.11	212	11548	630.65 ng/mL	0.00
Spiked Amount 1000.000	Range 50 - 130		Recovery = 63.06%		
80) Benzo[b]fluoranthene-d12	46.94	264	11444	593.54 ng/mL	0.01
Spiked Amount 1000.000	Range 50 - 130		Recovery = 59.35%		
124) 5B(H)Cholane - Surr	43.65	217	4439	1068.65 ng/ml	-0.01
Spiked Amount 1000.000	Range 50 - 130		Recovery = 106.87%		

Target Compounds					Qvalue
8) Naphthalene	19.68	128	243m	8.94 ng/mL	
9) C1-Naphthalenes	22.38	142	474m	17.45 ng/mL	
10) C2-Naphthalenes	25.24	156	771m	28.38 ng/mL	
11) C3-Naphthalenes	27.55	170	570m	20.98 ng/mL	
14) 2-Methylnaphthalene	22.38	142	117m	6.50 ng/mL	
15) 1-Methylnaphthalene	22.80	142	165m	9.29 ng/mL	
21) Biphenyl	24.26	154	578m	25.50 ng/mL	
27) Fluorene	28.73	166	143m	7.50 ng/mL	
31) Dibenzothiophene	32.04	184	69m	2.68 ng/mL	
35) OTP	34.20	198	1825	70.89 ng/mL#	100
36) C1-Dibenzothiophenes	34.20	198	2194m	85.22 ng/mL	
37) C2-Dibenzothiophenes	36.29	212	566m	21.98 ng/mL	
40) Phenanthrene	32.54	178	343m	12.74 ng/mL	
46) C1-Phenanthrenes/Anthracen	34.93	192	611m	22.69 ng/mL	
47) C2-Phenanthrenes/Anthracen	36.76	206	398m	14.78 ng/mL	
54) 1-Methylphenanthrene	35.04	192	117m	6.09 ng/mL	
55) Fluoranthene	37.30	202	62m	2.25 ng/mL	
58) Pyrene	38.17	202	101m	3.54 ng/mL	
59) C1-Fluoranthenes/Pyrenes	39.58	216	595m	20.88 ng/mL	
60) C2-Fluoranthenes/Pyrenes	42.06	230	696m	24.42 ng/mL	
63) Naphthobenzothiophene	42.05	234	62m	2.38 ng/ml	
64) Naphthobenzothiophene-2,1-	42.05	234	57m	2.19 ng/mL	
67) C1-Naphthobenzothiophenes	43.46	248	433m	16.61 ng/ml	
73) Chrysene	43.13	228	122m	4.77 ng/mL	
74) Chrysene/Triphenylene	43.13	228	116m	4.54 ng/mL	
75) C1-Chrysenes	44.61	242	317m	12.40 ng/mL	
84) Benzo[e]pyrene	48.01	252	99m	3.86 ng/mL	

(#) = qualifier out of range (m) = manual integration (+) = signals summed

Quantitation Report (QT Reviewed)

Data Path : O:\FORENSICS\DATA\PAH1\JAN08\JAN29\
Data File : A19314.D
Acq On : 31 Jan 2008 7:34 pm
Operator : ac
Sample : SS101607B13
Misc : 1X ETR0710062
ALS Vial : 32 Sample Multiplier: 1

Quant Time: Feb 01 19:13:00 2008
Quant Method : C:\MSDCHEM\1\METHODS\PAH10107.M
Quant Title : Decalins & Alkylated PAH's
QLast Update : Tue Jan 15 19:22:48 2008
Response via : Initial Calibration

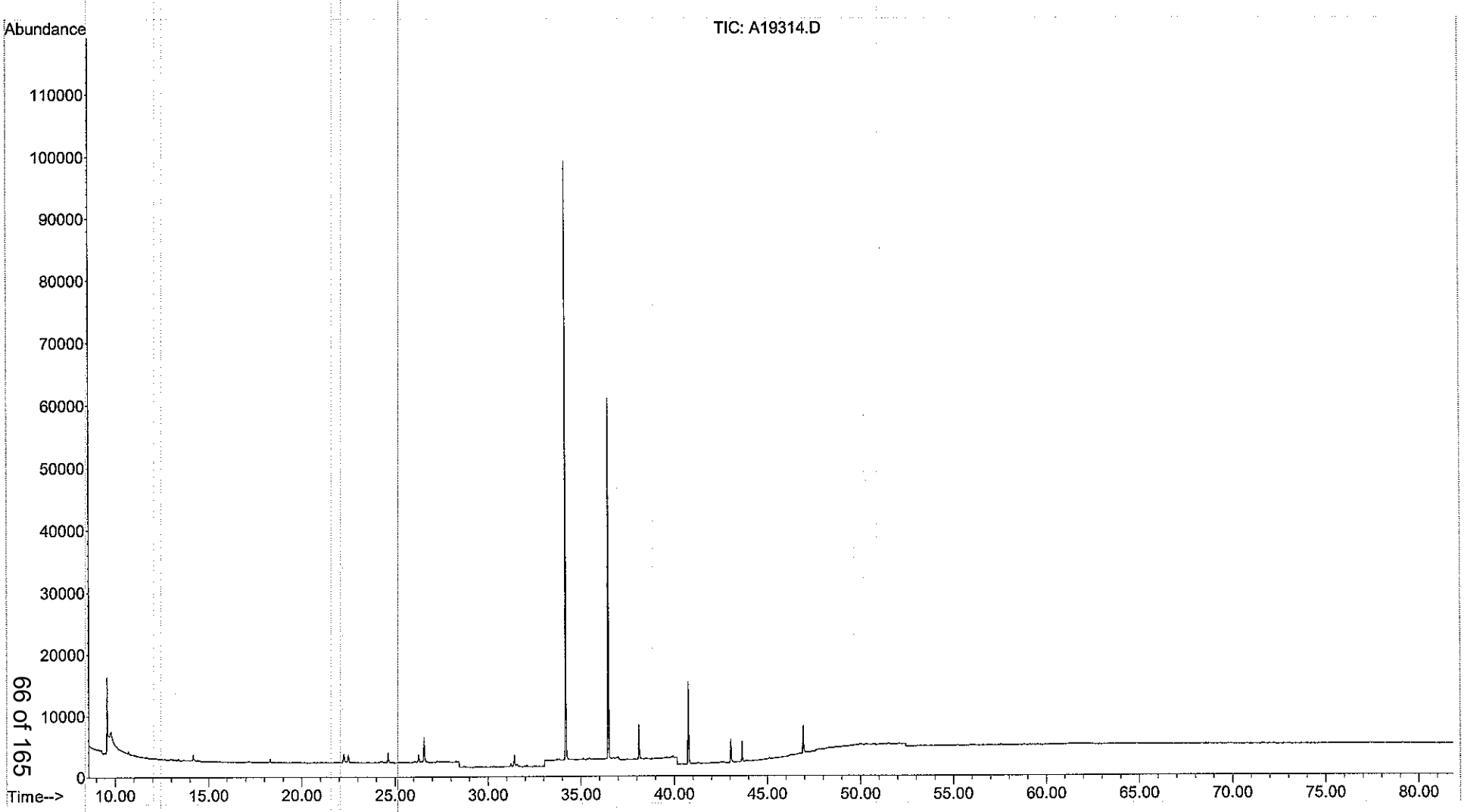

Form I
Steranes and Triterpanes

Client: **NewFields**
Project: **PSANDS-Former Clifton MGP Site**
Client ID: **Blank**
Case: **N/A** SDG: **N/A**
Matrix: **Soil**

Lab Code: **MA00030**
ETR: **0710062**
Lab ID: **SS020108B05**
Associated Blank: **N/A**
Concentration Units: **µg/Kg**

Date Collected	Date Received	Date Extracted	Date Analyzed	Percent Solid	Sample Amount (g)	Final Volume (ml)	Dilution Factor	Analyst
N/A	N/A	10/16/07	02/02/08	100	30.00	1	1	AC

Parameter	Result		Parameter	Result	
C23 Tricyclic Terpane	0.14	U	30,31-Bishomohopane-22S	0.14	U
C24 Tricyclic Terpane	0.14	U	30,31-Bishomohopane-22R	0.14	U
C25 Tricyclic Terpane	0.14	U	30,31-Trishomohopane-22S	0.14	U
C24 Tetracyclic Terpane	0.14	U	30,31-Trishomohopane-22R	0.14	U
C26 Tricyclic Terpane-22S	0.14	U	Tetrakishomohopane-22S	0.14	U
C26 Tricyclic Terpane-22R	0.14	U	Tetrakishomohopane-22R	0.14	U
C28 Tricyclic Terpane-22S	0.14	U	Pentakishomohopane-22S	0.14	U
C28 Tricyclic Terpane-22R	0.14	U	Pentakishomohopane-22R	0.14	U
C29 Tricyclic Terpane-22S	0.14	U	13b(H),17a(H)-20S-Diacholestane	0.051	U
C29 Tricyclic Terpane-22R	0.14	U	13b(H),17a(H)-20R-Diacholestane	0.051	U
18a-22,29,30-Trisnorneohopane-TS	0.14	U	13b,17a-20S-Methyldiacholestane	0.051	U
C30 Tricyclic Terpane-22S	0.14	U	14a(H),17a(H)-20S-Cholestane	0.051	U
C30 Tricyclic Terpane-22R	0.14	U	14a(H),17a(H)-20R-Cholestane	0.051	U
17a(H)-22,29,30-Trisnorhopane-TM	0.14	U	13b,17a-20R-Ethyldiacholestane	0.051	U
17a/b,21b/a 28,30-Bisnorhopane	0.14	U	13a,17b-20S-Ethyldiacholestane	0.051	U
17a(H),21b(H)-25-Norhopane	0.14	U	14a,17a-20S-Methylcholestane	0.051	U
30-Norhopane	0.14	U	14a,17a-20R-Methylcholestane	0.051	U
18a(H)-30-Norneohopane-C29Ts	0.14	U	14a(H),17a(H)-20S-Ethylcholestane	0.051	U
17a(H)-Diahopane	0.14	U	14a(H),17a(H)-20R-Ethylcholestane	0.051	U
30-Normoretane	0.14	U	14b(H),17b(H)-20R-Cholestane	0.051	U
18a(H)&18b(H)-Oleananes	0.14	U	14b(H),17b(H)-20S-Cholestane	0.051	U
Hopane	0.14	U	14b,17b-20R-Methylcholestane	0.051	U
Moretane	0.14	U	14b,17b-20S-Methylcholestane	0.051	U
30-Homohopane-22S	0.14	U	14b(H),17b(H)-20R-Ethylcholestane	0.051	U
30-Homohopane-22R	0.14	U	14b(H),17b(H)-20S-Ethylcholestane	0.051	U

Surrogate	% Recovery	Acceptance Range (%)
5B(H)Cholane	107	50-130

N/A - Not Applicable
U - The analyte was analyzed for but not detected at the sample specific level reported.

320 Forbes Blvd, Mansfield, MA 02048, (508) 822-9300, Fax (508) 822-3288

Quantitation Report (QT Reviewed)

Data Path : O:\FORENSICS\DATA\PAH2\2008\FEB 2008\FEB01\
Data File : A28368.D
Acq On : 2 Feb 2008 10:02 am
Operator : AC
Sample : ss020108b05
Misc : 1x etr0710062
ALS Vial : 14 Sample Multiplier: 1

2/4/08
JMAL

Quant Time: Feb 02 23:27:15 2008
Quant Method : O:\FORENSICS\METHODS\PAH2\FEB08\BIO20201.M
Quant Title : Decalins & Alkylated PAH's
QLast Update : Sat Feb 02 11:37:55 2008
Response via : Initial Calibration

Internal Standards	R.T.	QIon	Response	Conc Units	Dev(Min)
1) Chrysene-d12	42.67	240	38180	500.00 ng/mL	-0.01

System Monitoring Compounds

36) 5B(H)Cholane - Surr	43.31	217	32177	2144.20 ng/ml	-0.01

Spiked Amount 1000.000 Range 50 - 130 Recovery = 214.42%#

Target Compounds	Qvalue

(#) = qualifier out of range (m) = manual integration (+) = signals summed

Quantitation Report (QT Reviewed)

Data Path : O:\FORENSICS\DATA\PAH2\2008\FEB 2008\FEB01\
Data File : A28368.D
Acq On : 2 Feb 2008 10:02 am
Operator : AC
Sample : ss020108b05
Misc : 1x etr0710062
ALS Vial : 14 Sample Multiplier: 1

Quant Time: Feb 02 23:27:15 2008
Quant Method : O:\FORENSICS\METHODS\PAH2\FEB08\BIO20201.M
Quant Title : Decalins & Alkylated PAH's
QLast Update : Sat Feb 02 11:37:55 2008
Response via : Initial Calibration

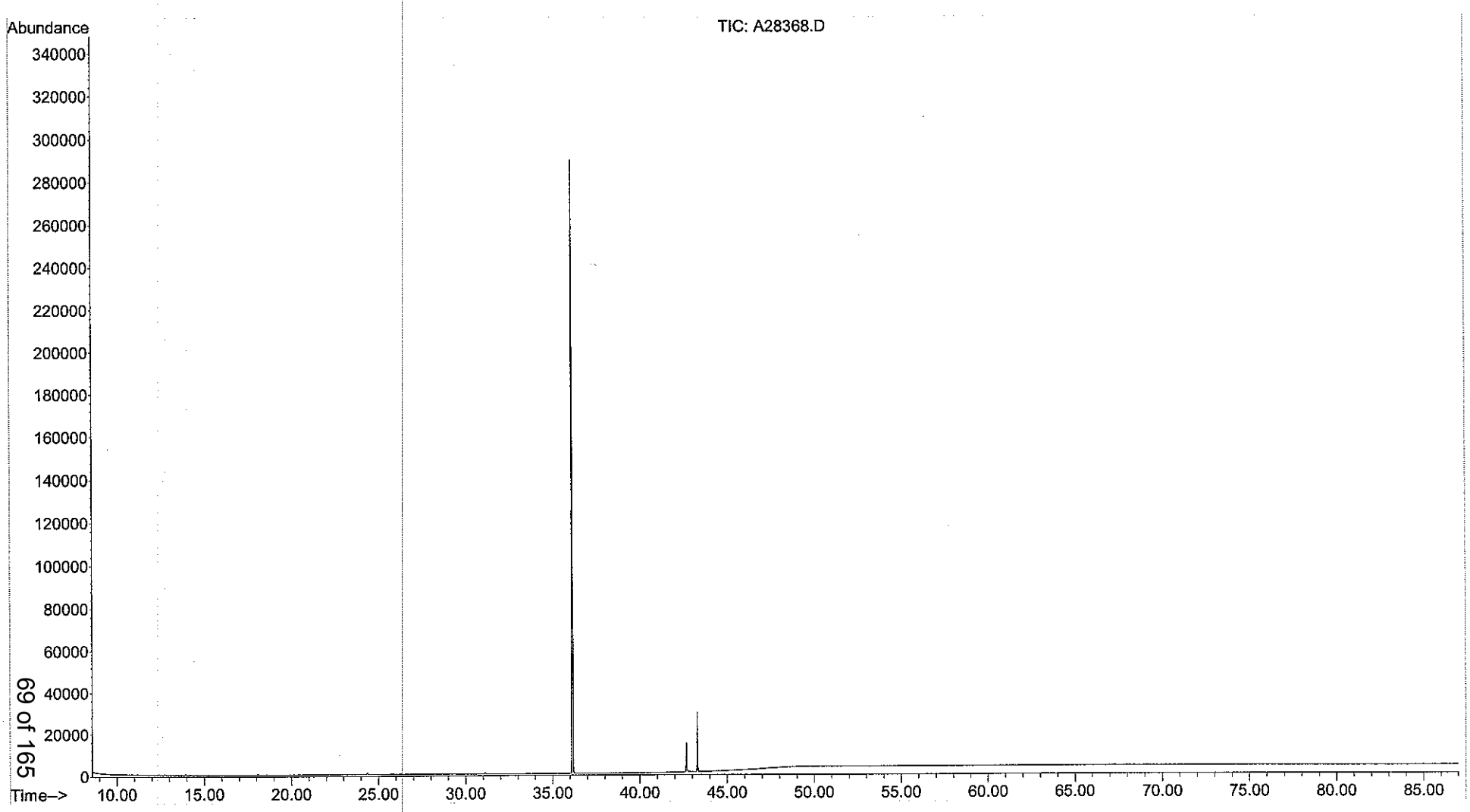

Form III
Spike Recovery Summary
Alkylated Polynuclear Aromatic Hydrocarbons

Client: **NewFields**
Project: **PSANDS-Former Clifton MGP Site**
Client ID: **Laboratory Control Sample**
Case: **N/A** SDG: **N/A**
Matrix: **Soil**

Lab Code: **MA00030**
ETR: **0710062**
Lab ID: **See Below**
Associated Blank: **SS101607B13**
Concentration Units: **µg/Kg**

Date Collected	Date Received	Date Extracted	Percent Solid	Analyst
N/A	N/A	10/16/07	100	SEO

Lab ID:	SS101607B13		SS101607LCS04		SS101607LCSD04				
Parameter	**Blank Conc.**		**LCS Conc.**	**LCS % Recovery**	**LCSD Conc.**	**LCSD % Recovery**	**% RPD**	**RPD Limit**	**% Recovery Limits**
Naphthalene	0.60		35	106	35	104	2	30	50-130
Acenaphthylene	0.097	U	37	112	38	113	1	30	50-130
Acenaphthene	0.044	U	34	103	35	106	3	30	50-130
Fluorene	0.50		37	110	38	113	2	30	50-130
Anthracene	0.054	U	34	103	40	119	14	30	50-130
Phenanthrene	0.85		37	112	40	119	6	30	50-130
Fluoranthene	0.15		37	111	44	133[a]	18	30	50-130
Pyrene	0.24		38	114	46	138[a]	19	30	50-130
Benz[a]anthracene	0.047	U	42	125	47	141[a]	12	30	50-130
Chrysene/Triphenylene	0.30		38	113	37	112	0	30	50-130
Benzo[b]fluoranthene	0.046	U	39	117	44	131[a]	11	30	50-130
Benzo[k]fluoranthene	0.047	U	39	116	43	130	11	30	50-130
Benzo[a]pyrene	0.031	U	40	122	46	137[a]	12	30	50-130
Indeno[1,2,3-cd]pyrene	0.041	U	36	110	39	116	6	30	50-130
Dibenz[a,h]anthracene	0.026	U	33	98	36	108	10	30	50-130
Benzo[g,h,i]perylene	0.057	U	37	110	40	119	8	30	50-130

Surrogate	% Recovery		Acceptance Range (%)
2-Methylnaphthalene-d10	91	92	50-130
Pyrene-d10	105	126	50-130
Benzo[b]fluoranthene-d12	110	120	50-130

N/A - Not Applicable
[a] - Value outside of QC Limits.
U - The analyte was analyzed for but not detected at the sample specific level reported.

Concentrations reported as calculated values, which includes rounding for significant figures. Percent recoveries and RPD values are calculated from the unrounded result.

320 Forbes Blvd, Mansfield, MA 02048, (508) 822-9300, Fax (508) 822-3288

Form I
Alkylated Polynuclear Aromatic Hydrocarbons

Client: **NewFields**
Project: **PSANDS-Former Clifton MGP Site**
Client ID: **Laboratory Control Sample**
Case: **N/A** SDG: **N/A**
Matrix: **Soil**

Lab Code: **MA00030**
ETR: **0710062**
Lab ID: **SS101607LCS04**
Associated Blank: **SS101607B13**
Concentration Units: **µg/Kg**

Date Collected	Date Received	Date Extracted	Date Analyzed	Percent Solid	Sample Amount (g)	Final Volume (ml)	Dilution Factor	Analyst
N/A	N/A	10/16/07	01/31/08	100	30.00	2	1	SEO

Parameter	Result		Parameter	Result	
Naphthalene	**35**	S	Fluoranthene	**37**	S
C1-Naphthalenes	0.12	U	Pyrene	**38**	S
C2-Naphthalenes	0.12	U	C1-Fluoranthenes/Pyrenes	0.051	U
C3-Naphthalenes	0.12	U	C2-Fluoranthenes/Pyrenes	0.051	U
C4-Naphthalenes	0.12	U	C3-Fluoranthenes/Pyrenes	0.051	U
Biphenyl	0.042	U	C4-Fluoranthenes/Pyrenes	0.051	U
Dibenzofuran	0.042	U	Naphthobenzothiophenes	0.029	U
Acenaphthylene	**37**	S	C1-Naphthobenzothiophenes	0.029	U
Acenaphthene	**34**	S	C2-Naphthobenzothiophenes	0.029	U
Fluorene	**37**	S	C3-Naphthobenzothiophenes	0.029	U
C1-Fluorenes	0.054	U	C4-Naphthobenzothiophenes	0.029	U
C2-Fluorenes	0.054	U	Benz[a]anthracene	**42**	S
C3-Fluorenes	0.054	U	Chrysene/Triphenylene	**38**	S
Anthracene	**34**	S	C1-Chrysenes	0.049	U
Phenanthrene	**37**	S	C2-Chrysenes	0.049	U
C1-Phenanthrenes/Anthracenes	0.12	U	C3-Chrysenes	0.049	U
C2-Phenanthrenes/Anthracenes	0.12	U	C4-Chrysenes	0.049	U
C3-Phenanthrenes/Anthracenes	0.12	U	Benzo[b]fluoranthene	**39**	S
C4-Phenanthrenes/Anthracenes	0.12	U	Benzo[k]fluoranthene	**39**	S
Retene	0.054	U	Benzo[a]fluoranthene	0.047	U
Dibenzothiophene	0.021	U	Benzo[e]pyrene	0.059	U
C1-Dibenzothiophenes	0.021	U	Benzo[a]pyrene	**40**	S
C2-Dibenzothiophenes	0.021	U	Perylene	0.067	U
C3-Dibenzothiophenes	0.021	U	Indeno[1,2,3-cd]pyrene	**36**	S
C4-Dibenzothiophenes	0.021	U	Dibenz[a,h]anthracene	**33**	S
Benzo(b)fluorene	0.036	U	Benzo[g,h,i]perylene	**37**	S

Surrogate	% Recovery	Acceptance Range (%)
2-Methylnaphthalene-d10	91	50-130
Pyrene-d10	105	50-130
Benzo[b]fluoranthene-d12	110	50-130

N/A - Not Applicable
U - The analyte was analyzed for but not detected at the sample specific level reported.
S - Spike compound.

320 Forbes Blvd, Mansfield, MA 02048, (508) 822-9300, Fax (508) 822-3288

Quantitation Report (QT Reviewed)

Data Path : O:\FORENSICS\DATA\PAH1\JAN08\JAN29\
Data File : A19315.D
Acq On : 31 Jan 2008 9:07 pm
Operator : ac
Sample : SS101607LCS04
Misc : 1X ETR0710062
ALS Vial : 33 Sample Multiplier: 1

2/2/08

Quant Time: Feb 01 19:15:00 2008
Quant Method : C:\MSDCHEM\1\METHODS\PAH10107.M
Quant Title : Decalins & Alkylated PAH's
QLast Update : Tue Jan 15 19:22:48 2008
Response via : Initial Calibration

Internal Standards	R.T.	QIon	Response	Conc Units	Dev(Min)
1) Acenaphthene-d10	26.55	164	4234	500.00 ng/mL	-0.01
71) Chrysene-d12	43.03	240	5649	500.00 ng/mL	0.00
System Monitoring Compounds					
13) 2-Methylnaphthalene-d10	22.23	152	4733	453.38 ng/mL	-0.01
Spiked Amount 1000.000	Range 50 - 130		Recovery = 45.34%#		
57) Pyrene-d10	38.10	212	6558	526.97 ng/mL	-0.01
Spiked Amount 1000.000	Range 50 - 130		Recovery = 52.70%		
80) Benzo[b]fluoranthene-d12	46.93	264	6700	550.80 ng/mL	0.00
Spiked Amount 1000.000	Range 50 - 130		Recovery = 55.08%		
124) 5B(H)Cholane - Surr	43.65	217	2993	1142.09 ng/ml	-0.01
Spiked Amount 1000.000	Range 50 - 130		Recovery = 114.21%		
Target Compounds					Qvalue
8) Naphthalene	19.66	128	9752	528.14 ng/mL#	100
14) 2-Methylnaphthalene	22.36	142	5907	482.74 ng/mL#	100
24) Acenaphthylene	25.94	152	9555	558.47 ng/mL#	100
25) Acenaphthene	26.68	153	5941	515.99 ng/mL	98
27) Fluorene	28.70	166	7128	549.86 ng/mL	96
40) Phenanthrene	32.52	178	10225	558.64 ng/mL	98
52) Anthracene	32.70	178	7888	514.57 ng/mL	97
55) Fluoranthene	37.29	202	10386	553.46 ng/mL#	92
58) Pyrene	38.17	202	11053	570.61 ng/mL#	91
72) Benz[a]anthracene	42.96	228	9265	626.78 ng/mL	99
73) Chrysene	43.13	228	9084	563.39 ng/mL	98
74) Chrysene/Triphenylene	43.13	228	9084	563.39 ng/mL	97
81) Benzo[b]fluoranthene	47.02	252	9350	586.13 ng/mL	90
82) Benzo[k]fluoranthene	47.10	252	9898	581.56 ng/mL#	88
85) Benzo[a]pyrene	48.19	252	8300	608.16 ng/mL#	87
87) Indeno[1,2,3-cd]pyrene	52.94	276	7637m	547.66 ng/mL	
88) Dibenz[a,h]anthracene	53.01	278	6889	488.37 ng/mL	97
89) Benzo[g,h,i]perylene	54.21	276	9042	552.07 ng/mL	99

(#) = qualifier out of range (m) = manual integration (+) = signals summed

Quantitation Report (QT Reviewed)

Data Path : O:\FORENSICS\DATA\PAH1\JAN08\JAN29\
Data File : A19315.D
Acq On : 31 Jan 2008 9:07 pm
Operator : ac
Sample : SS101607LCS04
Misc : 1X ETR0710062
ALS Vial : 33 Sample Multiplier: 1

Quant Time: Feb 01 19:15:00 2008
Quant Method : C:\MSDCHEM\1\METHODS\PAH10107.M
Quant Title : Decalins & Alkylated PAH's
QLast Update : Tue Jan 15 19:22:48 2008
Response via : Initial Calibration

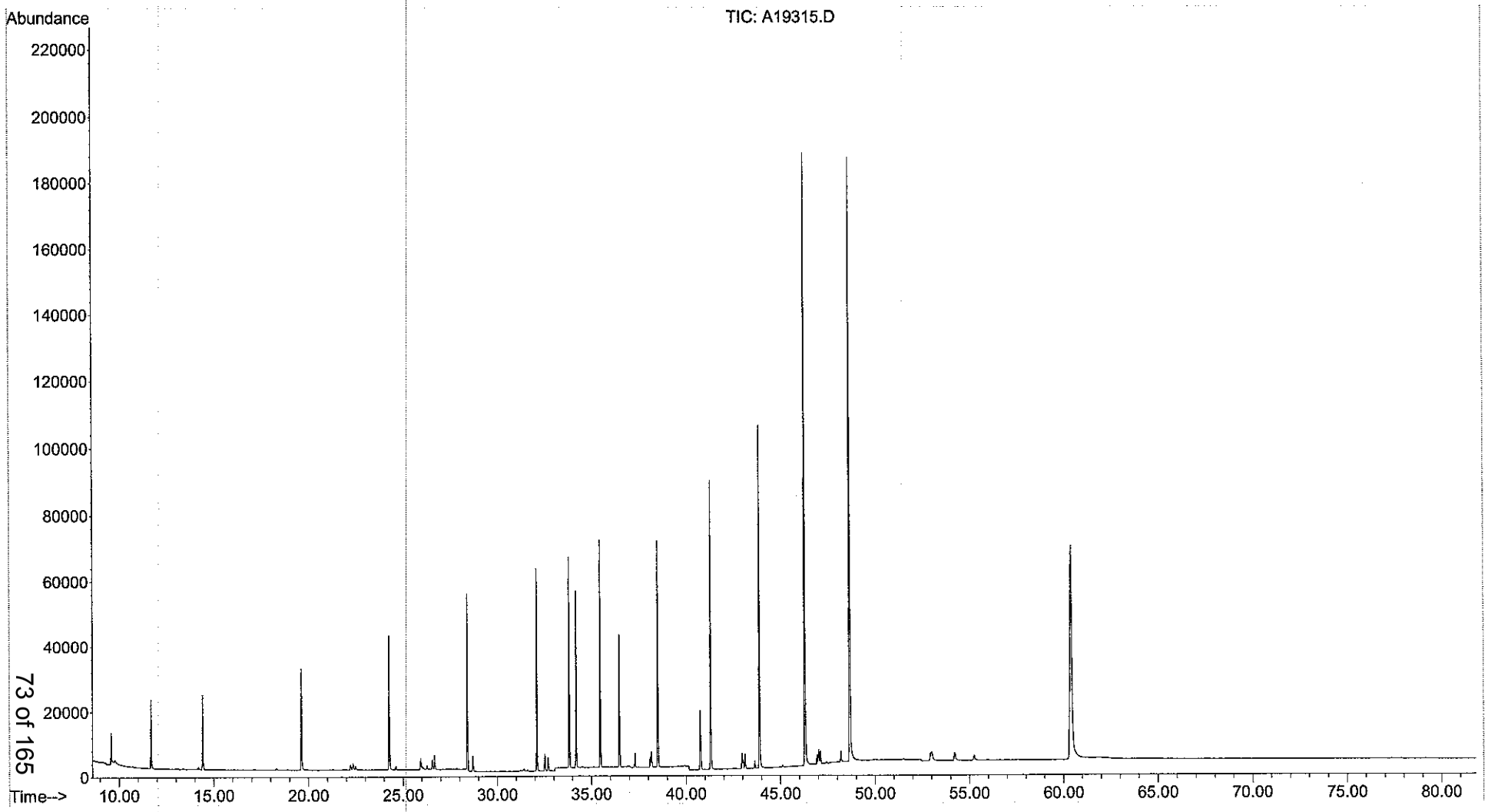

Form I
Alkylated Polynuclear Aromatic Hydrocarbons

Client: **NewFields**
Project: **PSANDS-Former Clifton MGP Site**
Client ID: **Laboratory Control Sample Dup**
Case: **N/A** SDG: **N/A**
Matrix: **Soil**

Lab Code: **MA00030**
ETR: **0710062**
Lab ID: **SS101607LCSD04**
Associated Blank: **SS101607B13**
Concentration Units: **µg/Kg**

Date Collected	Date Received	Date Extracted	Date Analyzed	Percent Solid	Sample Amount (g)	Final Volume (ml)	Dilution Factor	Analyst
N/A	N/A	10/16/07	01/31/08	100	30.00	2	1	SEO

Parameter	Result		Parameter	Result	
Naphthalene	**35**	S	Fluoranthene	**44**	S
C1-Naphthalenes	0.12	U	Pyrene	**46**	S
C2-Naphthalenes	0.12	U	C1-Fluoranthenes/Pyrenes	0.051	U
C3-Naphthalenes	0.12	U	C2-Fluoranthenes/Pyrenes	0.051	U
C4-Naphthalenes	0.12	U	C3-Fluoranthenes/Pyrenes	0.051	U
Biphenyl	0.042	U	C4-Fluoranthenes/Pyrenes	0.051	U
Dibenzofuran	0.042	U	Naphthobenzothiophenes	0.029	U
Acenaphthylene	**38**	S	C1-Naphthobenzothiophenes	0.029	U
Acenaphthene	**35**	S	C2-Naphthobenzothiophenes	0.029	U
Fluorene	**38**	S	C3-Naphthobenzothiophenes	0.029	U
C1-Fluorenes	0.054	U	C4-Naphthobenzothiophenes	0.029	U
C2-Fluorenes	0.054	U	Benz[a]anthracene	**47**	S
C3-Fluorenes	0.054	U	Chrysene/Triphenylene	**37**	S
Anthracene	**40**	S	C1-Chrysenes	0.049	U
Phenanthrene	**40**	S	C2-Chrysenes	0.049	U
C1-Phenanthrenes/Anthracenes	0.12	U	C3-Chrysenes	0.049	U
C2-Phenanthrenes/Anthracenes	0.12	U	C4-Chrysenes	0.049	U
C3-Phenanthrenes/Anthracenes	0.12	U	Benzo[b]fluoranthene	**44**	S
C4-Phenanthrenes/Anthracenes	0.12	U	Benzo[k]fluoranthene	**43**	S
Retene	0.054	U	Benzo[a]fluoranthene	0.047	U
Dibenzothiophene	0.021	U	Benzo[e]pyrene	0.059	U
C1-Dibenzothiophenes	0.021	U	Benzo[a]pyrene	**46**	S
C2-Dibenzothiophenes	0.021	U	Perylene	0.067	U
C3-Dibenzothiophenes	0.021	U	Indeno[1,2,3-cd]pyrene	**39**	S
C4-Dibenzothiophenes	0.021	U	Dibenz[a,h]anthracene	**36**	S
Benzo(b)fluorene	0.036	U	Benzo[g,h,i]perylene	**40**	S

Surrogate	% Recovery	Acceptance Range (%)
2-Methylnaphthalene-d10	92	50-130
Pyrene-d10	126	50-130
Benzo[b]fluoranthene-d12	120	50-130

N/A - Not Applicable
U - The analyte was analyzed for but not detected at the sample specific level reported.
S - Spike compound.

320 Forbes Blvd, Mansfield, MA 02048, (508) 822-9300, Fax (508) 822-3288

Quantitation Report (QT Reviewed)

Data Path : O:\FORENSICS\DATA\PAH1\JAN08\JAN29\
Data File : A19316.D
Acq On : 31 Jan 2008 10:40 pm
Operator : ac
Sample : SS101607LCSD04
Misc : 1X ETR0710062
ALS Vial : 34 Sample Multiplier: 1

2/2/08 [illegible] for [illegible]

Quant Time: Feb 01 19:19:00 2008
Quant Method : C:\MSDCHEM\1\METHODS\PAH10107.M
Quant Title : Decalins & Alkylated PAH's
QLast Update : Tue Jan 15 19:22:48 2008
Response via : Initial Calibration

Internal Standards	R.T.	QIon	Response	Conc Units	Dev(Min)
1) Acenaphthene-d10	26.54	164	20395	500.00 ng/mL	-0.02
71) Chrysene-d12	43.01	240	31451	500.00 ng/mL	-0.01
System Monitoring Compounds					
13) 2-Methylnaphthalene-d10	22.22	152	23174	460.84 ng/mL	-0.02
Spiked Amount 1000.000	Range 50 - 130		Recovery =	46.08%#	
57) Pyrene-d10	38.10	212	37778	630.21 ng/mL	-0.01
Spiked Amount 1000.000	Range 50 - 130		Recovery =	63.02%	
80) Benzo[b]fluoranthene-d12	46.93	264	40727	601.36 ng/mL	0.00
Spiked Amount 1000.000	Range 50 - 130		Recovery =	60.14%	
124) 5B(H)Cholane - Surr	43.65	217	17701	1213.19 ng/ml	-0.01
Spiked Amount 1000.000	Range 50 - 130		Recovery =	121.32%	

Target Compounds					Qvalue
8) Naphthalene	19.64	128	46257	520.07 ng/mL#	100
14) 2-Methylnaphthalene	22.34	142	29036	492.62 ng/mL#	100
24) Acenaphthylene	25.94	152	46628	565.77 ng/mL#	100
25) Acenaphthene	26.67	153	29357	529.32 ng/mL	98
27) Fluorene	28.70	166	35148	562.87 ng/mL	95
40) Phenanthrene	32.51	178	52395	594.28 ng/mL	97
52) Anthracene	32.70	178	43760	592.63 ng/mL	97
55) Fluoranthene	37.28	202	59986	663.61 ng/mL#	93
58) Pyrene	38.17	202	64381	690.00 ng/mL#	92
72) Benz[a]anthracene	42.95	228	58112	706.11 ng/mL	99
73) Chrysene	43.11	228	50332	560.67 ng/mL	99
74) Chrysene/Triphenylene	43.11	228	50332	560.67 ng/mL	99
81) Benzo[b]fluoranthene	47.00	252	58372	657.24 ng/mL	90
82) Benzo[k]fluoranthene	47.09	252	61404	648.01 ng/mL#	84
85) Benzo[a]pyrene	48.18	252	52100	685.67 ng/mL#	82
87) Indeno[1,2,3-cd]pyrene	52.93	276	45179m	581.92 ng/mL	
88) Dibenz[a,h]anthracene	52.99	278	42218	537.56 ng/mL	96
89) Benzo[g,h,i]perylene	54.20	276	54363	596.17 ng/mL	98

(#) = qualifier out of range (m) = manual integration (+) = signals summed

Quantitation Report (QT Reviewed)

Data Path : O:\FORENSICS\DATA\PAH1\JAN08\JAN29\
Data File : A19316.D
Acq On : 31 Jan 2008 10:40 pm
Operator : ac
Sample : SS101607LCSD04
Misc : 1X ETR0710062
ALS Vial : 34 Sample Multiplier: 1

Quant Time: Feb 01 19:19:00 2008
Quant Method : C:\MSDCHEM\1\METHODS\PAH10107.M
Quant Title : Decalins & Alkylated PAH's
QLast Update : Tue Jan 15 19:22:48 2008
Response via : Initial Calibration

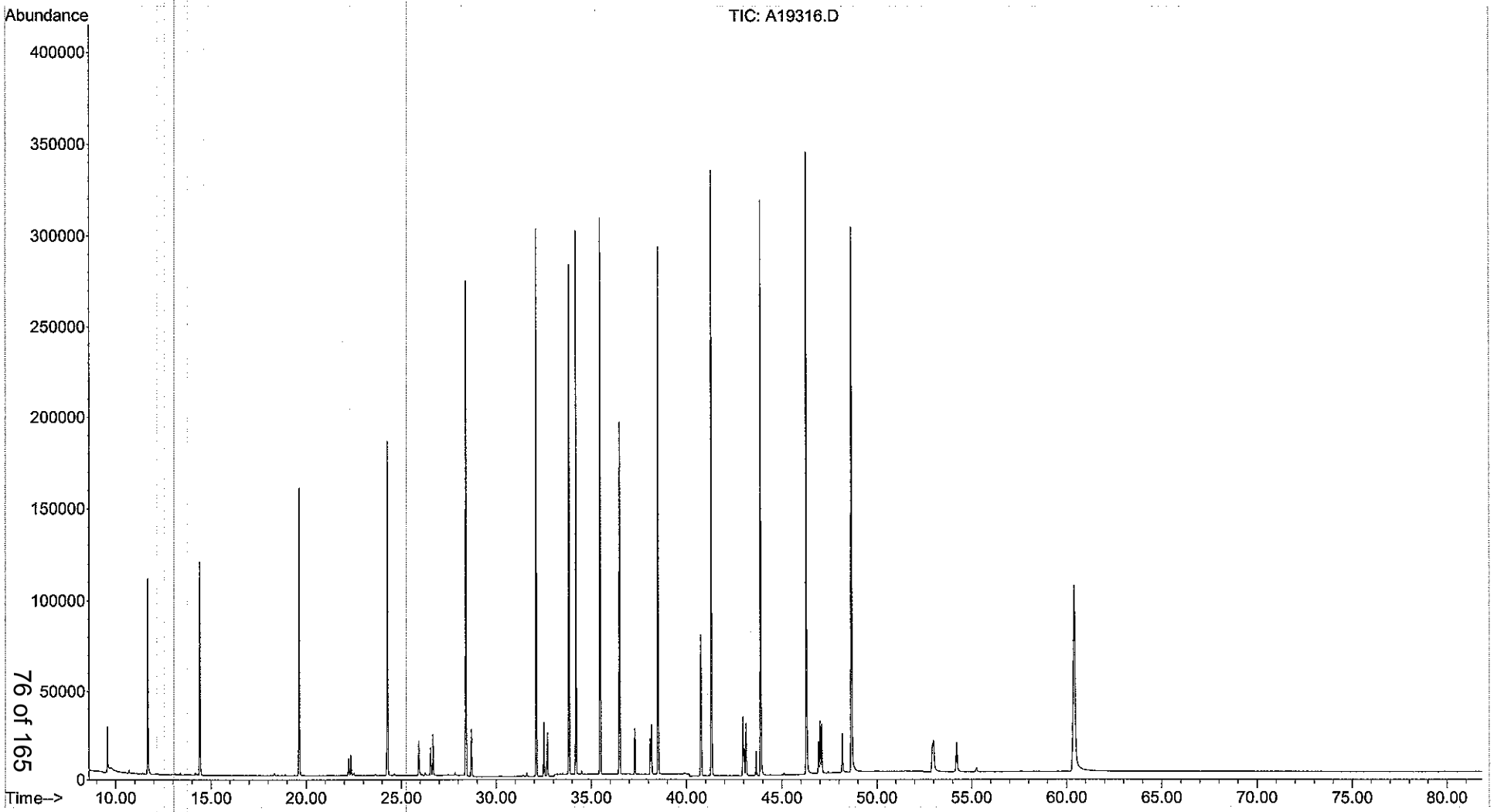

Form III
Spike Recovery Summary
Alkylated Polynuclear Aromatic Hydrocarbons

Client: **NewFields**
Project: **PSANDS-Former Clifton MGP Site**
Client ID: **Alaska North Slope Crude**
Case: **N/A** SDG: **N/A**
Matrix: **Oil**

Lab Code: **MA00030**
ETR: **0710062**
Lab ID: **ST011608AWS01**
Associated Blank: **N/A**
Concentration Units: **mg/Kg**

Date Collected	Date Received	Date Extracted	Percent Solid	Analyst
N/A	N/A	N/A	100	SEO

Parameter	True Conc.	Conc.	% Recovery	% Recovery Limits
Naphthalene	669.92	660	98	65-135
C1-Naphthalenes	1432.05	1500	105	65-135
C2-Naphthalenes	1770.37	2000	111	65-135
C3-Naphthalenes	1321.83	1500	114	65-135
C4-Naphthalenes	731.64	830	114	65-135
Biphenyl	190.36	210	111	65-135
Acenaphthene	14.71	16	112	65-135
Fluorene	77.57	96	123	65-135
C1-Fluorenes	203.54	240	115	65-135
C2-Fluorenes	314.43	370	118	65-135
C3-Fluorenes	290.03	350	122	65-135
Phenanthrene	259.89	300	114	65-135
C1-Phenanthrenes/Anthracenes	545.98	650	119	65-135
C2-Phenanthrenes/Anthracenes	587.69	730	125	65-135
C3-Phenanthrenes/Anthracenes	428.71	500	116	65-135
C4-Phenanthrenes/Anthracenes	159.5	180	114	65-135
Dibenzothiophene	210.91	220	106	65-135
C1-Dibenzothiophenes	396.93	430	109	65-135
C2-Dibenzothiophenes	538.82	610	114	65-135
C3-Dibenzothiophenes	464.97	540	117	65-135
C4-Dibenzothiophenes	243.14	290	119	65-135
Fluoranthene	4.14	5.1	124	65-135
Pyrene	12.07	16	130	65-135
C1-Fluoranthenes/Pyrenes	72.24	88	122	65-135
C2-Fluoranthenes/Pyrenes	120.66	150	125	65-135
C3-Fluoranthenes/Pyrenes	130.08	150	116	65-135
Chrysene/Triphenylene	49.55	54	108	65-135
C1-Chrysenes	82.86	91	110	65-135
C2-Chrysenes	102.78	100	98	65-135
C3-Chrysenes	107.68	98	91	65-135
C4-Chrysenes	62.56	57	91	65-135
Benzo[b]fluoranthene	5.79	6.8	118	65-135
Benzo[e]pyrene	12.05	13	109	65-135

320 Forbes Blvd, Mansfield, MA 02048, (508) 822-9300, Fax (508) 822-3288

Form III
Spike Recovery Summary
Alkylated Polynuclear Aromatic Hydrocarbons

Client: **NewFields**
Project: **PSANDS-Former Clifton MGP Site**
Client ID: **Alaska North Slope Crude**
Case: **N/A** SDG: **N/A**
Matrix: **Oil**

Lab Code: **MA00030**
ETR: **0710062**
Lab ID: **ST011608AWS01**
Associated Blank: **N/A**
Concentration Units: **mg/Kg**

Date Collected	Date Received	Date Extracted	Percent Solid	Analyst
N/A	N/A	N/A	100	SEO

Parameter	True Conc.	Conc.	% Recovery	% Recovery Limits
Dibenz[a,h]anthracene	0.94	0.85	90	65-135
Benzo[g,h,i]perylene	3.47	3.7	106	65-135
Hopane	155.8	160	103	65-135

N/A - Not Applicable

Concentrations reported as calculated values, which includes rounding for significant figures. Percent recoveries and RPD values are calculated from the unrounded result.

320 Forbes Blvd, Mansfield, MA 02048, (508) 822-9300, Fax (508) 822-3288

Form I
Alaska North Slope Crude
Alkylated Polynuclear Aromatic Hydrocarbons

Client: **NewFields**
Project: **PSANDS-Former Clifton MGP Site**
Client ID: **Alaska North Slope Crude**
Case: **N/A** SDG: **N/A**
Matrix: **Oil**

Lab Code: **MA00030**
ETR: **0710062**
Lab ID: **ST011608AWS01**
Associated Blank: **N/A**
Concentration Units: **mg/Kg**

Date Collected	Date Received	Date Extracted	Date Analyzed	Percent Solid	Sample Amount (g)	Final Volume (ml)	Dilution Factor	Analyst
N/A	N/A	N/A	01/08/08	100	0.05393	10	1	SEO

Parameter	Result		Parameter	Result	
Naphthalene	660		Fluoranthene	5.1	
C1-Naphthalenes	1500		Pyrene	16	
C2-Naphthalenes	2000		C1-Fluoranthenes/Pyrenes	88	
C3-Naphthalenes	1500		C2-Fluoranthenes/Pyrenes	150	
C4-Naphthalenes	830		C3-Fluoranthenes/Pyrenes	150	
Biphenyl	210		C4-Fluoranthenes/Pyrenes	120	
Dibenzofuran	73		Naphthobenzothiophenes	62	
Acenaphthylene	8.8		C1-Naphthobenzothiophenes	170	
Acenaphthene	16		C2-Naphthobenzothiophenes	220	
Fluorene	96		C3-Naphthobenzothiophenes	170	
C1-Fluorenes	240		C4-Naphthobenzothiophenes	100	
C2-Fluorenes	370		Benz[a]anthracene	1.7	J
C3-Fluorenes	350		Chrysene/Triphenylene	54	
Anthracene	0.15	U	C1-Chrysenes	91	
Phenanthrene	300		C2-Chrysenes	100	
C1-Phenanthrenes/Anthracenes	650		C3-Chrysenes	98	
C2-Phenanthrenes/Anthracenes	730		C4-Chrysenes	57	
C3-Phenanthrenes/Anthracenes	500		Benzo[b]fluoranthene	6.8	
C4-Phenanthrenes/Anthracenes	180		Benzo[k]fluoranthene	0.13	U
Retene	0.15	U	Benzo[a]fluoranthene	0.13	U
Dibenzothiophene	220		Benzo[e]pyrene	13	
C1-Dibenzothiophenes	430		Benzo[a]pyrene	1.2	J
C2-Dibenzothiophenes	610		Perylene	0.55	J
C3-Dibenzothiophenes	540		Indeno[1,2,3-cd]pyrene	0.66	J
C4-Dibenzothiophenes	290		Dibenz[a,h]anthracene	0.85	J
Benzo(b)fluorene	0.10	U	Benzo[g,h,i]perylene	3.7	

N/A - Not Applicable
J - Estimated value, below quantitation limit.
U - The analyte was analyzed for but not detected at the sample specific level reported.

320 Forbes Blvd, Mansfield, MA 02048, (508) 822-9300, Fax (508) 822-3288

Quantitation Report (QT Reviewed)

Data Path : O:\Forensics\Data\PAH1\JAN08\JAN07\
Data File : A18990.D
Acq On : 8 Jan 2008 1:27 pm
Operator : ac
Sample : ST011608AWS01
Misc : ANS
ALS Vial : 12 Sample Multiplier: 1

1/16/08 for MS

Quant Time: Jan 13 15:34:00 2008
Quant Method : O:\FORENSICS\METHODS\PAH1\JAN08\PAH10107.M
Quant Title : Decalins & Alkylated PAH's
QLast Update : Tue Jan 08 11:26:58 2008
Response via : Initial Calibration

Internal Standards	R.T.	QIon	Response	Conc Units	Dev(Min)
1) Acenaphthene-d10	26.63	164	59242m	500.00 ng/mL	0.01
71) Chrysene-d12	43.09	240	92703	500.00 ng/mL	0.00
System Monitoring Compounds					
13) 2-Methylnaphthalene-d10	22.29	152	138765	950.01 ng/mL	-0.01
Spiked Amount 1000.000	Range 50 - 130		Recovery = 95.00%		
57) Pyrene-d10	38.17	212	215501m	1237.62 ng/mL	-0.01
Spiked Amount 1000.000	Range 50 - 130		Recovery = 123.76%		
80) Benzo[b]fluoranthene-d12	46.99	264	212459	1064.31 ng/mL	-0.01
Spiked Amount 1000.000	Range 50 - 130		Recovery = 106.43%		
124) 5B(H)Cholane - Surr	43.72	217	49091	1141.50 ng/ml	0.00
Spiked Amount 1000.000	Range 50 - 130		Recovery = 114.15%		

Target Compounds					Qvalue
2) trans-Decalin	16.31	138	124459	2345.06 ng/mL	100
3) cis-Decalin	17.53	138	4212m	105.35 ng/mL	
4) C1-Decalins	17.79	152	215728m	4064.76 ng/mL	
5) C2-Decalins	19.57	166	200829m	3784.03 ng/mL	
6) C3-Decalins	22.03	180	113918m	2146.45 ng/mL	
7) C4-Decalins	25.43	194	122318m	2304.72 ng/mL	
8) Naphthalene	19.73	128	913043	3534.02 ng/mL#	100
9) C1-Naphthalenes	22.43	142	2094671m	8107.63 ng/mL	
10) C2-Naphthalenes	25.27	156	2738269m	10598.74 ng/mL	
11) C3-Naphthalenes	27.61	170	2103840m	8143.12 ng/mL	
12) C4-Naphthalenes	30.37	184	1160693m	4492.58 ng/mL	
14) 2-Methylnaphthalene	22.43	142	1205534	7041.20 ng/mL#	100
15) 1-Methylnaphthalene	22.85	142	885555	5244.69 ng/mL#	100
16) Benzothiophene	19.94	134	6995m	35.09 ng/mL	
17) C1-Benzo(b)thiophenes	21.99	148	53098m	266.33 ng/mL	
18) C2-Benzo(b)thiophenes	25.47	162	73503m	368.68 ng/mL	
19) C3-Benzo(b)thiophenes	27.45	176	153900m	771.95 ng/mL	
20) C4-Benzo(b)thiophenes	29.55	190	145624m	730.43 ng/mL	
21) Biphenyl	24.31	154	244746m	1135.49 ng/mL	
22) 2,6-Dimethylnaphthalene	24.92	156	673513	4531.86 ng/mL#	100
23) Dibenzofuran	27.38	168	91200	394.67 ng/mL#	92
24) Acenaphthylene	26.01	152	11417	47.69 ng/mL#	100
25) Acenaphthene	26.78	153	14287m	88.68 ng/mL	
26) 2,3,5-Trimethylnaphthalene	28.30	170	169101m	1278.84 ng/mL	
27) Fluorene	28.76	166	93536	515.68 ng/mL	92
28) C1-Fluorenes	31.14	180	229712m	1266.45 ng/mL	
29) C2-Fluorenes	33.33	194	361478m	1992.90 ng/mL	
30) C3-Fluorenes	35.16	208	345190m	1903.10 ng/mL	
31) Dibenzothiophene	32.09	184	296532	1211.24 ng/mL#	90
32) 4-Methyldibenzothiophene(4	33.86	198	281528m	1149.95 ng/mL	
33) 2/3-Methyldibenzothiophene	34.21	198	194878m	796.01 ng/mL	
34) 1-Methyldibenzothiophene(1	34.63	198	84672m	345.86 ng/mL	
35) OTP	34.31	198	26968m	110.16 ng/mL	
36) C1-Dibenzothiophenes	33.86	198	600114m	2451.27 ng/mL	
37) C2-Dibenzothiophenes	35.55	212	807860m	3299.84 ng/mL	
38) C3-Dibenzothiophenes	37.35	226	715787m	2923.75 ng/mL	
39) C4-Dibenzothiophenes	38.26	240	380431m	1553.94 ng/mL	
40) Phenanthrene	32.59	178	408194m	1593.89 ng/mL	
41) 3-Methylphenanthrene(3MP)	34.54	192	182795m	713.77 ng/mL	
42) 2/4-Methylphenanthrene(2MP	34.65	192	208331	813.48 ng/mL	96
43) 2-Methylanthracene(2MA)	34.81	192	4331m	16.91 ng/mL	
44) 9-Methylphenanthrene(9MP)	35.00	192	287921m	1124.26 ng/mL	

Quantitation Report (QT Reviewed)

Data Path : O:\Forensics\Data\PAH1\JAN08\JAN07\
Data File : A18990.D
Acq On : 8 Jan 2008 1:27 pm
Operator : ac
Sample : ST011608AWS01
Misc : ANS
ALS Vial : 12 Sample Multiplier: 1

Quant Time: Jan 13 15:34:00 2008
Quant Method : O:\FORENSICS\METHODS\PAH1\JAN08\PAH10107.M
Quant Title : Decalins & Alkylated PAH's
QLast Update : Tue Jan 08 11:26:58 2008
Response via : Initial Calibration

Internal Standards	R.T.	QIon	Response	Conc Units	Dev(Min)
45) 1-Methylphenanthrene(1MP)	35.10	192	211547m	826.04 ng/mL	
46) C1-Phenanthrenes/Anthracen	35.00	192	898642m	3508.97 ng/mL	
47) C2-Phenanthrenes/Anthracen	36.82	206	1011007m	3947.72 ng/mL	
49) C3-Phenanthrenes/Anthracen	38.67	220	688250m	2687.44 ng/mL	
50) C4-Phenanthrenes/Anthracen	40.83	234	251462m	981.89 ng/mL	
53) Carbazole	33.43	167	7897m	36.71 ng/mL	
54) 1-Methylphenanthrene	35.10	192	216299	1183.44 ng/mL	89
55) Fluoranthene	37.35	202	7260m	27.65 ng/mL	
58) Pyrene	38.25	202	23003m	84.87 ng/mL	
59) C1-Fluoranthenes/Pyrenes	39.63	216	128690m	474.82 ng/mL	
60) C2-Fluoranthenes/Pyrenes	41.44	230	220747m	814.48 ng/mL	
61) C3-Fluoranthenes/Pyrenes	43.46	244	221159m	816.00 ng/mL	
62) C4-Fluoranthenes/Pyrenes	44.82	258	178482m	658.53 ng/mL	
63) Naphthobenzothiophene	42.10	234	63199m	254.89 ng/ml	
64) Naphthobenzothiophene-2,1-	42.10	234	62663m	252.73 ng/mL	
65) Naphthobenzothiophene-1,2-	42.43	234	14271m	57.56 ng/mL	
66) Naphthobenzothiophene-2,3-	42.73	234	5684m	22.92 ng/mL	
67) C1-Naphthobenzothiophenes	43.50	248	227321m	916.83 ng/ml	
68) C2-Naphthobenzothiophenes	45.50	262	298506m	1203.94 ng/ml	
69) C3-Naphthobenzothiophenes	47.10	276	225254m	908.50 ng/ml	
70) C4-Naphthobenzothiophenes	48.18	290	136003m	548.53 ng/mL	
72) Benz[a]anthracene	43.03	228	2212m	9.12 ng/mL	
73) Chrysene	43.15	228	75470m	285.22 ng/mL	
74) Chrysene/Triphenylene	43.15	228	76584m	289.43 ng/mL	
75) C1-Chrysenes	44.66	242	130342m	492.60 ng/mL	
76) C2-Chrysenes	46.74	256	151595m	572.92 ng/mL	
77) BBF-d12 Surr BKGD	46.99	256	8117m	30.68 ng/mL	
78) C3-Chrysenes	49.43	270	139730m	528.08 ng/mL	
79) C4-Chrysenes	49.04	284	81596m	308.37 ng/mL	
81) Benzo[b]fluoranthene	47.08	252	9660m	36.90 ng/mL	
84) Benzo[e]pyrene	48.07	252	18858	71.06 ng/mL	99
85) Benzo[a]pyrene	48.25	252	1495m	6.68 ng/mL	
86) Perylene	48.56	252	699m	2.95 ng/mL	
87) Indeno[1,2,3-cd]pyrene	53.02	276	813m	3.55 ng/mL	
88) Dibenz[a,h]anthracene	53.07	278	1058m	4.57 ng/mL	
89) Benzo[g,h,i]perylene	54.30	276	5321m	19.80 ng/mL	
90) 17a(H),21B(H)-hopane - C30	52.17	191	86369m	862.37 ng/mL	
91) Hopane (T19)	52.17	191	86503m	863.70 ng/mL	
92) C23 Tricyclic Terpane (T4)	40.74	191	35629m	355.74 ng/ml	
93) C24 Tricyclic Terpane (T5)	41.47	191	23324m	232.88 ng/ml	
94) C25 Tricyclic Terpane (T6)	42.95	191	23033m	229.98 ng/ml	
95) C24 Tetracyclic Terpane (T	44.28	191	7477	74.66 ng/ml	100
96) C26 Tricyclic Terpane-22S	44.02	191	8106m	80.94 ng/ml	
97) C26 Tricyclic Terpane-22R	44.12	191	7830m	78.18 ng/ml	
98) C28 Tricyclic Terpane-22S	46.41	191	6724m	67.14 ng/ml	
99) C28 Tricyclic Terpane-22R	46.57	191	9416m	94.02 ng/ml	
100) C29 Tricyclic Terpane-22S	47.09	191	11278m	112.61 ng/ml	
101) C29 Tricyclic Terpane-22R	47.29	191	11186m	111.69 ng/ml	
102) 18a-22,29,30-Trisnorneohop	48.40	191	15428m	154.04 ng/ml	
103) C30 Tricyclic Terpane-22S	48.50	191	6793m	67.83 ng/mL	
104) C30 Tricyclic Terpane-22R	48.75	191	8334m	83.21 ng/mL	
105) 17a(H)-22,29,30-Trisnorhop	48.95	191	18144m	181.16 ng/ml	
106) 17a/b,21b/a 28,30-Bisnorho	50.14	191	3916m	39.10 ng/ml	
107) 17a(H),21b(H)-25-Norhopane	49.94	191	4524m	45.17 ng/ml	
108) 30-Norhopane (T15)	50.81	191	49083m	490.08 ng/ml	
109) 18a(H)-30-Norneohopane-C29	50.91	191	11306m	112.89 ng/ml	

Quantitation Report (QT Reviewed)

Data Path : O:\Forensics\Data\PAH1\JAN08\JAN07\
Data File : A18990.D
Acq On : 8 Jan 2008 1:27 pm
Operator : ac
Sample : ST011608AWS01
Misc : ANS
ALS Vial : 12 Sample Multiplier: 1

Quant Time: Jan 13 15:34:00 2008
Quant Method : O:\FORENSICS\METHODS\PAH1\JAN08\PAH10107.M
Quant Title : Decalins & Alkylated PAH's
QLast Update : Tue Jan 08 11:26:58 2008
Response via : Initial Calibration

Internal Standards	R.T.	QIon	Response	Conc Units	Dev(Min)
110) 17a(H)-Diahopane (X)	51.03	191	6291m	62.81 ng/ml	
111) 30-Normoretane (T17)	51.59	191	5864m	58.55 ng/ml	
113) Moretane (T20)	52.85	191	6660m	66.50 ng/ml	
114) 30-Homohopane-22S (T21)	53.95	191	39690m	396.29 ng/ml	
115) 30-Homohopane-22R (T22)	54.19	191	30400m	303.53 ng/ml	
116) 30,31-Bishomohopane-22S (T	55.51	191	26738m	266.97 ng/ml	
117) 30,31-Bishomohopane-22R (T	55.90	191	19692m	196.62 ng/ml	
118) 30,31-Trishomohopane-22S (	57.65	191	20865m	208.33 ng/ml	
119) 30,31-Trishomohopane-22R (	58.27	191	13323m	133.03 ng/ml	
120) Tetrakishomohopane-22S (T3	60.28	191	14748m	147.25 ng/ml	
121) Tetrakishomohopane-22R (T3	61.18	191	10414m	103.98 ng/ml	
122) Pentakishomohopane-22S (T3	63.42	191	15967m	159.43 ng/ml	
123) Pentakishomohopane-22R (T3	64.72	191	12385m	123.66 ng/ml	
125) 13b(H),17a(H)-20S-Diachole	45.23	217	13497m	313.84 ng/ml	
126) 13b(H),17a(H)-20R-Diachole	45.67	217	6582m	153.05 ng/ml	
127) 13b,17a-20S-Methyldiachole	46.36	217	6996m	162.68 ng/ml	
128) 14a(H),17a(H)-20S-Cholesta	47.23	217	6022m	140.03 ng/ml	
129) 14a(H),17a(H)-20R-Cholesta	47.75	217	23139m	538.04 ng/ml	
130) 13b,17a-20R-Ethyldiacholes	48.02	217	5119m	119.03 ng/ml	
131) 13a,17b-20S-Ethyldiacholes	48.29	217	1483m	34.48 ng/ml	
132) 14a,17a-20S-Methylcholesta	48.44	217	4532m	105.38 ng/ml	
133) 14a,17a-20R-Methylcholesta	49.16	217	9734m	226.34 ng/ml	
134) 14a(H),17a(H)-20S-Ethylcho	49.51	217	14582m	339.07 ng/ml	
135) 14a(H),17a(H)-20R-Ethylcho	50.41	217	12392m	288.15 ng/ml	
136) 14b(H),17b(H)-20R-Cholesta	47.31	218	11500m	267.41 ng/ml	
137) 14b(H),17b(H)-20S-Cholesta	47.40	218	12740m	296.24 ng/ml	
138) 14b,17b-20R-Methylcholesta	48.61	218	13610m	316.47 ng/ml	
139) 14b,17b-20S-Methylcholesta	48.69	218	16667m	387.55 ng/ml	
140) 14b(H),17b(H)-20R-Ethylcho	49.75	218	18506m	430.31 ng/ml	
141) 14b(H),17b(H)-20S-Ethylcho	49.79	218	11617m	270.13 ng/ml	
142) C26,20R- +C27,20S- triarom	49.47	231	86756m	2017.31 ng/mL	
143) C28,20S-triaromatic steroi	50.34	231	50083m	1164.56 ng/ml	
144) C27,20R-triaromatic steroi	50.78	231	53740m	1249.60 ng/mL	
145) C28,20R-triaromatic steroi	51.98	231	41503m	965.05 ng/mL	

(#) = qualifier out of range (m) = manual integration (+) = signals summed

Quantitation Report (QT Reviewed)

Data Path : O:\Forensics\Data\PAH1\JAN08\JAN07\
Data File : A18990.D
Acq On : 8 Jan 2008 1:27 pm
Operator : ac
Sample : ST011608AWS01
Misc : ANS
ALS Vial : 12 Sample Multiplier: 1

Quant Time: Jan 13 15:34:00 2008
Quant Method : O:\FORENSICS\METHODS\PAH1\JAN08\PAH10107.M
Quant Title : Decalins & Alkylated PAH's
QLast Update : Tue Jan 08 11:26:58 2008
Response via : Initial Calibration

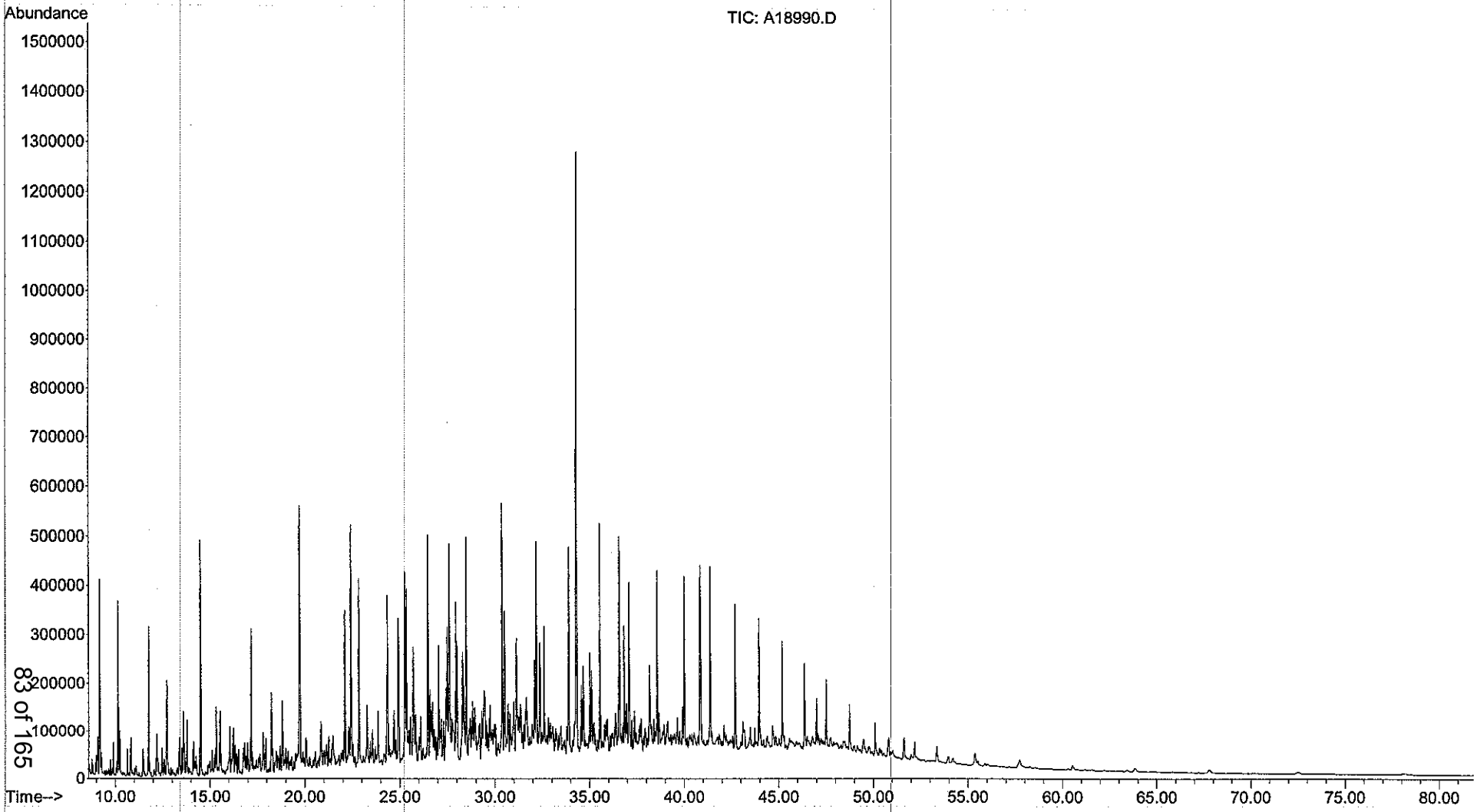

Form I
Alaska North Slope Crude
Steranes and Triterpanes

Client: **NewFields**
Project: **PSANDS-Former Clifton MGP Site**
Client ID: **Alaska North Slope Crude**
Case: **N/A** SDG: **N/A**
Matrix: **Oil**

Lab Code: **MA00030**
ETR: **0710062**
Lab ID: **SS020408AWS02**
Associated Blank: **N/A**
Concentration Units: **mg/Kg**

Date Collected	Date Received	Date Extracted	Date Analyzed	Percent Solid	Sample Amount (g)	Final Volume (ml)	Dilution Factor	Analyst
N/A	N/A	N/A	02/02/08	100	0.05393	10	1	AC

Parameter	Result		Parameter	Result
C23 Tricyclic Terpane	78		30,31-Bishomohopane-22S	66
C24 Tricyclic Terpane	44		30,31-Bishomohopane-22R	47
C25 Tricyclic Terpane	52		30,31-Trishomohopane-22S	49
C24 Tetracyclic Terpane	18		30,31-Trishomohopane-22R	32
C26 Tricyclic Terpane-22S	18		Tetrakishomohopane-22S	32
C26 Tricyclic Terpane-22R	16		Tetrakishomohopane-22R	25
C28 Tricyclic Terpane-22S	19		Pentakishomohopane-22S	38
C28 Tricyclic Terpane-22R	19		Pentakishomohopane-22R	26
C29 Tricyclic Terpane-22S	25		13b(H),17a(H)-20S-Diacholestane	64
C29 Tricyclic Terpane-22R	24		13b(H),17a(H)-20R-Diacholestane	31
18a-22,29,30-Trisnorneohopane-TS	30		13b,17a-20S-Methyldiacholestane	33
C30 Tricyclic Terpane-22S	15		14a(H),17a(H)-20S-Cholestane	37
C30 Tricyclic Terpane-22R	23		14a(H),17a(H)-20R-Cholestane	100
17a(H)-22,29,30-Trisnorhopane-TM	38		13b,17a-20R-Ethyldiacholestane	28
17a/b,21b/a 28,30-Bisnorhopane	7.4		13a,17b-20S-Ethyldiacholestane	6.6
17a(H),21b(H)-25-Norhopane	11		14a,17a-20S-Methylcholestane	24
30-Norhopane	120		14a,17a-20R-Methylcholestane	50
18a(H)-30-Norneohopane-C29Ts	28		14a(H),17a(H)-20S-Ethylcholestane	62
17a(H)-Diahopane	14		14a(H),17a(H)-20R-Ethylcholestane	53
30-Normoretane	12		14b(H),17b(H)-20R-Cholestane	49
18a(H)&18b(H)-Oleananes	0.80	U	14b(H),17b(H)-20S-Cholestane	53
Hopane	190		14b,17b-20R-Methylcholestane	63
Moretane	16		14b,17b-20S-Methylcholestane	70
30-Homohopane-22S	91		14b(H),17b(H)-20R-Ethylcholestane	85
30-Homohopane-22R	73		14b(H),17b(H)-20S-Ethylcholestane	47

N/A - Not Applicable
U - The analyte was analyzed for but not detected at the sample specific level reported.

320 Forbes Blvd, Mansfield, MA 02048, (508) 822-9300, Fax (508) 822-3288

Data Path : O:\Forensics\Data\PAH2\ICALs\ICALBIO20201\
Data File : A28365.D
Acq On : 2 Feb 2008 5:00 am
Operator : AC
Sample : SS020408AWS02
Misc : ans
ALS Vial : 11 Sample Multiplier: 1

MAB for SO 2/6/08

Quant Time: Feb 06 21:58:02 2008
Quant Method : O:\FORENSICS\METHODS\PAH2\FEB08\BIO20201.M
Quant Title : Decalins & Alkylated PAH's
QLast Update : Sat Feb 02 11:37:55 2008
Response via : Initial Calibration

Internal Standards	R.T.	QIon	Response	Conc	Units	Dev(Min)
1) Chrysene-d12	42.68	240	41415m	500.00	ng/mL	0.00

System Monitoring Compounds

36) 5B(H)Cholane - Surr	43.32	217	18917m	1162.12	ng/ml	0.00

Spiked Amount 1000.000 Range 50 - 130 Recovery = 116.21%

Target Compounds						Qvalue
2) 17a(H),21B(H)-hopane - C30	51.54	191	35243m	1015.39	ng/mL	
3) Hopane (T19)	51.54	191	35196m	1014.03	ng/mL	
4) C23 Tricyclic Terpane (T4)	40.34	191	14681	422.97	ng/ml	100
5) C24 Tricyclic Terpane (T5)	41.08	191	8203m	236.34	ng/ml	
6) C25 Tricyclic Terpane (T6)	42.56	191	9723m	280.13	ng/ml	
7) C24 Tetracyclic Terpane (T	43.86	191	3461m	99.71	ng/ml	
8) C26 Tricyclic Terpane-22S	43.63	191	3382m	97.44	ng/ml	
9) C26 Tricyclic Terpane-22R	43.71	191	2990m	86.14	ng/ml	
10) C28 Tricyclic Terpane-22S	46.01	191	3562m	102.62	ng/ml	
11) C28 Tricyclic Terpane-22R	46.17	191	3525m	101.56	ng/ml	
12) C29 Tricyclic Terpane-22S	46.69	191	4671m	134.58	ng/ml	
13) C29 Tricyclic Terpane-22R	46.89	191	4482m	129.13	ng/ml	
14) 18a-22,29,30-Trisnorneohop	47.94	191	5699m	164.19	ng/ml	
15) C30 Tricyclic Terpane-22S	48.06	191	2814m	81.07	ng/mL	
16) C30 Tricyclic Terpane-22R	48.29	191	4278m	123.25	ng/mL	
17) 17a(H)-22,29,30-Trisnorhop	48.46	191	7098	204.50	ng/ml	100
18) 17a/b,21b/a 28,30-Bisnorho	49.60	191	1375m	39.62	ng/ml	
19) 17a(H),21b(H)-25-Norhopane	49.44	191	1993m	57.42	ng/ml	
20) 30-Norhopane (T15)	50.24	191	22041	635.02	ng/ml	100
21) 18a(H)-30-Norneohopane-C29	50.34	191	5217	150.31	ng/ml	100
22) 17a(H)-Diahopane (X)	50.47	191	2678	77.16	ng/ml	100
23) 30-Normoretane (T17)	50.98	191	2171m	62.55	ng/ml	
25) Moretane (T20)	52.20	191	2893m	83.35	ng/ml	
26) 30-Homohopane-22S (T21)	53.23	191	17017	490.28	ng/ml	100
27) 30-Homohopane-22R (T22)	53.45	191	13621m	392.43	ng/ml	
28) 30,31-Bishomohopane-22S (T	54.71	191	12301	354.40	ng/ml	100
29) 30,31-Bishomohopane-22R (T	55.07	191	8738	251.75	ng/ml	100
30) 30,31-Trishomohopane-22S (	56.71	191	9148	263.56	ng/ml	100
31) 30,31-Trishomohopane-22R (	57.29	191	6068m	174.83	ng/ml	
32) Tetrakishomohopane-22S (T3	59.20	191	5996m	172.75	ng/ml	
33) Tetrakishomohopane-22R (T3	60.04	191	4647m	133.88	ng/ml	
34) Pentakishomohopane-22S (T3	62.14	191	7194m	207.27	ng/ml	
35) Pentakishomohopane-22R (T3	63.37	191	4894m	141.00	ng/ml	
37) 13b(H),17a(H)-20S-Diachole	44.85	217	5587m	343.22	ng/ml	
38) 13b(H),17a(H)-20R-Diachole	45.27	217	2748m	168.82	ng/ml	
39) 13b,17a-20S-Methyldiachole	45.97	217	2886m	177.29	ng/ml	
40) 14a(H),17a(H)-20S-Cholesta	46.82	217	3276m	201.25	ng/ml	
41) 14a(H),17a(H)-20R-Cholesta	47.32	217	8849m	543.62	ng/ml	
42) 13b,17a-20R-Ethyldiacholes	47.59	217	2502	153.70	ng/ml	100
43) 13a,17b-20S-Ethyldiacholes	47.85	217	579	35.57	ng/ml	100
44) 14a,17a-20S-Methylcholesta	48.00	217	2082m	127.90	ng/ml	
45) 14a,17a-20R-Methylcholesta	48.68	217	4365m	268.15	ng/ml	
46) 14a(H),17a(H)-20S-Ethylcho	49.01	217	5423m	333.15	ng/ml	
47) 14a(H),17a(H)-20R-Ethylcho	49.88	217	4647	285.48	ng/ml	100
48) 14b(H),17b(H)-20R-Cholesta	46.91	218	4318	265.27	ng/ml	100

Data Path : O:\Forensics\Data\PAH2\ICALs\ICALBIO20201\
Data File : A28365.D
Acq On : 2 Feb 2008 5:00 am
Operator : AC
Sample : SS020408AWS02
Misc : ans
ALS Vial : 11 Sample Multiplier: 1

Quant Time: Feb 06 21:58:02 2008
Quant Method : O:\FORENSICS\METHODS\PAH2\FEB08\BIO20201.M
Quant Title : Decalins & Alkylated PAH's
QLast Update : Sat Feb 02 11:37:55 2008
Response via : Initial Calibration

Internal Standards	R.T.	QIon	Response	Conc Units	Dev(Min)
49) 14b(H),17b(H)-20S-Cholesta	46.99	218	4679m	287.44 ng/ml	
50) 14b,17b-20R-Methylcholesta	48.16	218	5539	340.27 ng/ml	100
51) 14b,17b-20S-Methylcholesta	48.23	218	6139m	377.13 ng/ml	
52) 14b(H),17b(H)-20R-Ethylcho	49.25	218	7498m	460.62 ng/ml	
53) 14b(H),17b(H)-20S-Ethylcho	49.29	218	4165m	255.87 ng/ml	
54) C26,20R- +C27,20S- triarom	48.97	231	41281m	2535.99 ng/mL	
55) C28,20S-triaromatic steroi	49.79	231	23499m	1443.60 ng/mL	
56) C27,20R-triaromatic steroi	50.21	231	26900	1652.53 ng/mL	100
57) C28,20R-triaromatic steroi	51.37	231	20201m	1241.00 ng/mL	

(#) = qualifier out of range (m) = manual integration (+) = signals summed

Quantitation Report (QT Reviewed)

Data Path : O:\Forensics\Data\PAH2\ICALs\ICALBIO20201\
Data File : A28365.D
Acq On : 2 Feb 2008 5:00 am
Operator : AC
Sample : SS020408AWS02
Misc : ans
ALS Vial : 11 Sample Multiplier: 1

Quant Time: Feb 06 21:58:02 2008
Quant Method : O:\FORENSICS\METHODS\PAH2\FEB08\BIO20201.M
Quant Title : Decalins & Alkylated PAH's
QLast Update : Sat Feb 02 11:37:55 2008
Response via : Initial Calibration

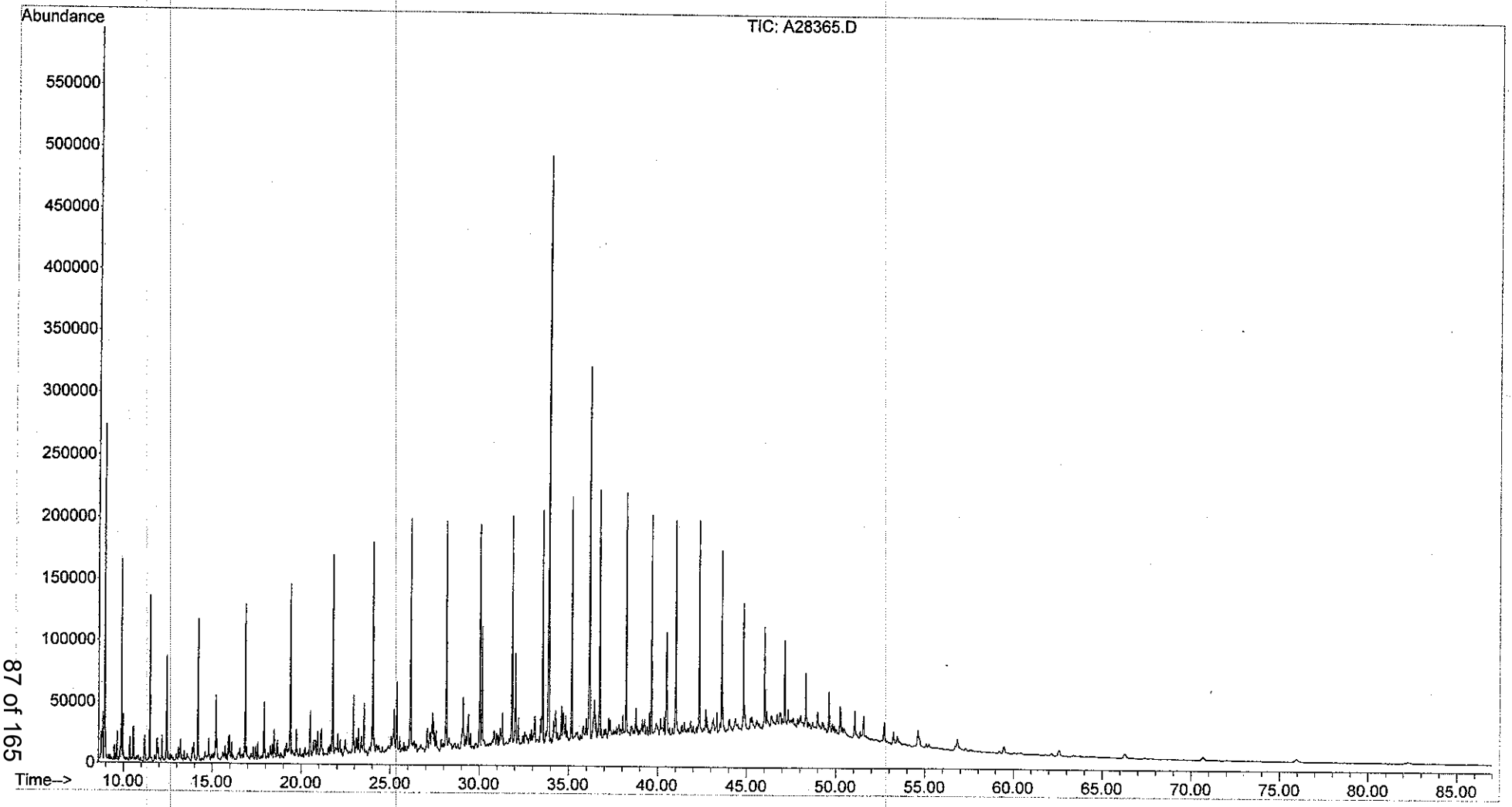

Sequence Name: C:\MSDChem\1\sequence\S1012901.S
Comment:
Operator: ac
Data Path: C:\MSDCHEM\1\DATA\JAN08\JAN29\

Top Pre-Seq Cmd:
Instrument Control Pre-Seq Cmd:
Data Analysis Pre-Seq Cmd:

Top Post-Seq Cmd:
Instrument Control Post-Seq Cmd:
Data Analysis Post-Seq Cmd:

Method Sections To Run
(X) Full Method
( ) Reprocessing Only

On A Barcode Mismatch
(X) Inject Anyway
( ) Don't Inject

Line			Sample Name/Misc Info		
1)	Sample	1	A19283	FRNC1D	TEST
2)	Sample	2	A19284	FRNC1D	C1012901 pass
3)	Sample	3	A19285	FRNC1D	DCM
4)	Sample	5	A19287	FRNC1D	Q1012901
5)	Sample	6	A19288	FRNC1D	ANS1012901
6)	Sample	7	A19289	FRNC1D	CB1012901
7)	Sample	8	A19290	FRNC1D	DCM
8)	Sample	9	A19291	FRNC1D	DCM
9)	Sample	10	A19292	FRNC1D	SS012508B08
10)	Sample	11	A19293	FRNC1D	SS012508LCS03
11)	Sample	12	A19294	FRNC1D	SS012508LCSD03
12)	Sample	13	A19295	FRNC1D	C1012902 pass
13)	Sample	14	A19296	FRNC1D	0801030-01
14)	Sample	15	A19297	FRNC1D	0801030-04
15)	Sample	16	A19298	FRNC1D	0801030-07
16)	Sample	17	A19299	FRNC1D	0801030-10
17)	Sample	18	A19300	FRNC1D	0801030-13
18)	Sample	19	A19301	FRNC1D	0801030-16
19)	Sample	20	A19302	FRNC1D	0801030-19
20)	Sample	21	A19303	FRNC1D	0801039-02
21)	Sample	22	A19304	FRNC1D	0801039-04
22)	Sample	23	A19305	FRNC1D	0801039-05
23)	Sample	24	A19306	FRNC1D	0801039-06
24)	Sample	25	A19307	FRNC1D	C1012903 pass
25)	Sample	26	A19308	FRNC1D	C1012904 pass
26)	Sample	27	A19309	FRNC1D	0801030-10
27)	Sample	28	A19310	FRNC1D	0801030-13
28)	Sample	29	A19311	FRNC1D	C1012905 pass
29)	Sample	30	A19312	FRNC1D	DCM
30)	Sample	31	A19313	FRNC1D	DCM
31)	Sample	32	A19314	FRNC1D	SS0101607B13 ✓
32)	Sample	33	A19315	FRNC1D	SS0101607LCS04 ✓
33)	Sample	34	A19316	FRNC1D	SS0101607LCSD04 ✓
34)	Sample	35	A19317	FRNC1D	0710062-01-RE ✓
35)	Sample	36	A19318	FRNC1D	0710062-01D-RE ✓
36)	Sample	37	A19319	FRNC1D	0710062-02-~~RE~~ ✓
37)	Sample	38	A19320	FRNC1D	0710062-01 ✓
38)	Sample	39	A19321	FRNC1D	0710062-01D ✓
39)	Sample	40	A19322	FRNC1D	0710062-02
40)	Sample	41	A19323	FRNC1D	C1012906 pass
41)	Sample	42	A19324	FRNC1D	dcm
42)	Sample	43	A19325	FRNC1D	dcm
43)	Sample	44	A19326	FRNC1D	SO020108B02

reported 2/8/08

PAH #I Sequence Information

SHC Continuing Calibration: WHAF17 Conc.: 50ug/mL
PAH Continuing Calibration: WHAF16 Conc.: 500ng/mL

Alaska North Slope Crude Standard: WHAE49 Conc.: 5.393 mg/ml MS
Alaska North Slope Crude Standard: WHAE15 Conc.: 9.975/mL

FID Process Method: HC10920K.M PAH Process Method: PAH10107.M

Last Modified: Fri Feb 01 17:04:55 2008

Sequence Name: C:\MSDCHEM\1\SEQUENCE\S1020201.S
Comment:
Operator: SEO
Data Path: C:\MSDCHEM\1\DATA\FEB08\FEB02\

Top Pre-Seq Cmd:
Instrument Control Pre-Seq Cmd:
Data Analysis Pre-Seq Cmd:

Top Post-Seq Cmd:
Instrument Control Post-Seq Cmd:
Data Analysis Post-Seq Cmd:

Method Sections To Run
(X) Full Method
( ) Reprocessing Only

On A Barcode Mismatch
(X) Inject Anyway
( ) Don't Inject

Line			Sample Name/Misc Info			
1)	Sample	1	A19333	FRNC1D	DCM	
2)	Sample	2	A19334	FRNC1D	C1020201	Pass for d/l. ✓ reported
3)	Sample	3	A19335	FRNC1D	0710062-02-RE	
4)	Sample	4	A19336	FRNC1D	C1020202	Pass for d/l.

PAH #1 Sequence Information

SHC Continuing Calibration: WHAF17 Conc.: 50ug/mL
PAH Continuing Calibration: WHAF16 Conc.: 500ng/mL

Alaska North Slope Crude Standard: WHAE49 Conc.: 5.393 mg/ml MS
Alaska North Slope Crude Standard: WHAE15 Conc.: 9.975/mL

FID Process Method: HC10920K.M PAH Process Method: PAH10107.M

2/12/08 RD

Injection Log

Directory: o:\Forensics\Data\PAH2\2008\FEB 2008\FEB01

Line	Vial	FileName	Multiplier	SampleName	Misc Info	Injected
1	1	A28355.d	0.	test	sim scan 0.01ug/ml	1 Feb 2008 12:04
2	2	A28356.d	0.	C2020101	cc	1 Feb 2008 13:54
3	3	A28357.d	0.	dcm	dcm	1 Feb 2008 15:35
4	4	A28358.d	0.	dcm	dcm	1 Feb 2008 17:15
5	5	A28359.d	0.	i2020101	I1	1 Feb 2008 18:56
6	6	A28360.d	0.	i2020102	I2	1 Feb 2008 20:37
7	7	A28361.d	0.	i2020103	I3	1 Feb 2008 22:18
8	8	A28362.d	0.	i2020104 C2020100 PASS	I4	1 Feb 2008 23:59
9	9	A28363.d	0.	i2020105	I5	2 Feb 2008 01:39
10	10	A28364.d	0.	i2020106	I6	2 Feb 2008 03:20
11	11	A28365.d	0.	ans2020101	ans	2 Feb 2008 05:00
12	12	A28366.d	0.	dcm	dcm	2 Feb 2008 06:40
13	13	A28367.d	0.	dcm	dcm	2 Feb 2008 08:21
14	14	A28368.d	0.	ss020108b05 ✓ ✓ reported 2/11/08	1x etr0710062	2 Feb 2008 10:02
15	15	A28369.d	0.	0710062-01 ✓	1x	2 Feb 2008 11:43
16	16	A28370.d	0.	0710062-01d ✓	1x	2 Feb 2008 13:25
17	17	A28371.d	0.	0710062-02 ✓	1x	2 Feb 2008 15:05
18	18	A28372.d	0.	ans test 10g	1x	2 Feb 2008 16:46
19	8	A28373.d	0.	C2020101 PASS	cc	2 Feb 2008 18:27

PAH #2 Sequence Information

SHC Continuing Calibration: WHAF17Conc.: 50ug/mL
PAH Continuing Calibration: WHAF16 Conc.: 500 ng/mL

Alaska North Slope Crude Standard: WHAE49 Conc.: 5.393mg/mL MS
Alaska North Slope Crude Standard: WHAE15 Conc.: 9.975 mg/mL FID

FID Process Method: HC21205.M PAH Process Method: PAH21219.M

DIO Method - B1020201.M

2/4/08

Supporting Quality Control Results

Form IV
Method Blank Summary
Alkylated Polynuclear Aromatic Hydrocarbons

Client: **NewFields**
Project: **PSANDS-Former Clifton MGP Site**
Case: **N/A** SDG: **N/A**

Lab Code: **MA00030**
ETR: **0710062**
Lab ID: **SS101607B13**
Date Analyzed: **01/31/08 19:34**

Client ID	Lab ID	Date/Time Analyzed
LCS	SS101607LCS04	01/31/08 21:07
LCSD	SS101607LCSD04	01/31/08 22:40
GPESB-6WA (13.5-14.5')	0710062-01E	02/01/08 00:13
GPESB-6WA (13.5-14.5')	0710062-01E D	02/01/08 01:45
GPESB-7A (15-16')	0710062-02	02/01/08 03:18
GPESB-6WA (13.5-14.5')	0710062-01	02/01/08 04:51
GPESB-6WA (13.5-14.5')	0710062-01 D	02/01/08 06:23
GPESB-7A (15-16')	0710062-02E	02/02/08 13:14

N/A - Not Applicable

320 Forbes Blvd, Mansfield, MA 02048, (508) 822-9300, Fax (508) 822-3288

Form IV
Method Blank Summary
Steranes and Triterpanes

Client: **NewFields**
Project: **PSANDS-Former Clifton MGP Site**
Case: **N/A** SDG: **N/A**

Lab Code: **MA00030**
ETR: **0710062**
Lab ID: **SS020108B05**
Date Analyzed: **02/02/08 10:02**

Client ID	Lab ID	Date/Time Analyzed
GPESB-6WA (13.5-14.5')	0710062-01	02/02/08 11:43
GPESB-6WA (13.5-14.5')	0710062-01 D	02/02/08 13:25
GPESB-7A (15-16')	0710062-02	02/02/08 15:05

N/A - Not Applicable

320 Forbes Blvd, Mansfield, MA 02048, (508) 822-9300, Fax (508) 822-3288

Injection Log

Directory: o:\FORENSICS\Data\PAH1\JAN08\JAN07

Line	Vial	FileName	Multiplier	SampleName	Misc Info	Injected
1	1	A18960.d	0.	FULL SCAN		7 Jan 2008 12:29
2	1	A18962.d	0.	FULL SIM		7 Jan 2008 14:00
3	2	A18964.d	0.	PRIME		7 Jan 2008 16:10
4	2	A18966.d	0.	PRIME		7 Jan 2008 17:43
5	2	A18968.d	0.	PRIME		7 Jan 2008 19:17
6	3	A18970.d	0.	dcm	dcm	7 Jan 2008 20:50
7	3	A18972.d	0.	DCM		7 Jan 2008 22:23
8	4	A18974.d	0.	I1010701 WHAE58	I1 10 ng/mL	7 Jan 2008 23:56
9	5	A18976.d	0.	I1010702 57	I2 25	8 Jan 2008 01:29
10	6	A18978.d	0.	I1010703 56	I3 100	8 Jan 2008 03:03
11	7	A18980.d	0.	I1010704 ~~WHAF05~~ WHAF16	I4 500	8 Jan 2008 04:36
12	8	A18982.d	0.	I1010705 WHAE53	I5 5000	8 Jan 2008 06:09
13	9	A18984.d	0.	I1010706 52	I6 10000	8 Jan 2008 07:43
14	10	A18986.d	0.	BaF	BaF	8 Jan 2008 09:16
15	11	A18988.d	0.	Q1010701 WHAE59	ICC	8 Jan 2008 11:54
16	12	A18990.d	0.	ANS1010701 WHAE49	ANS	8 Jan 2008 13:27
17	14	A18992.d	0.	C1010701	CC	8 Jan 2008 16:21
18	15	A18994.d	0.	HPLC BLANK	CC	8 Jan 2008 17:54
19	4	A18996.d	0.	I1010801	L1	8 Jan 2008 19:27
20	5	A18998.d	0.	I1010802	L2	8 Jan 2008 20:55
21	6	A19000.d	0.	I1010803	L3	8 Jan 2008 22:23
22	7	A19002.d	0.	I1010804	L4	8 Jan 2008 23:51
23	8	A19004.d	0.	I1010805	L5	9 Jan 2008 01:19
24	9	A19006.d	0.	I1010806	L6	9 Jan 2008 02:47
25	10	A19008.d	0.	ANS1010801	ANS	9 Jan 2008 04:16
26	11	A19010.d	0.	DCM	1X	9 Jan 2008 06:57
27	7	A19012.d	0.	TEST	1X	9 Jan 2008 11:37
28	16	A19014.d	0.	DCM	1X	9 Jan 2008 13:11
29	17	A19015.d	0.	DCM	1X	9 Jan 2008 15:22
30	18	A19016.d	0.	QA AF20/21	1X 100UL	9 Jan 2008 16:55

1/16/08

PAH10107.M

1/16/08

5973 Tune

Mon Jan 07 12:18:46 2008 Instrument: PAH-1

C:\MSDCHEM\1\5973N\PBTBA.U

Mass	69.00	Mass	219.00	Mass	502.10
Ab	462587	Ab	260520	Ab	33966
Pw50	0.50	Pw50	0.51	Pw50	0.48

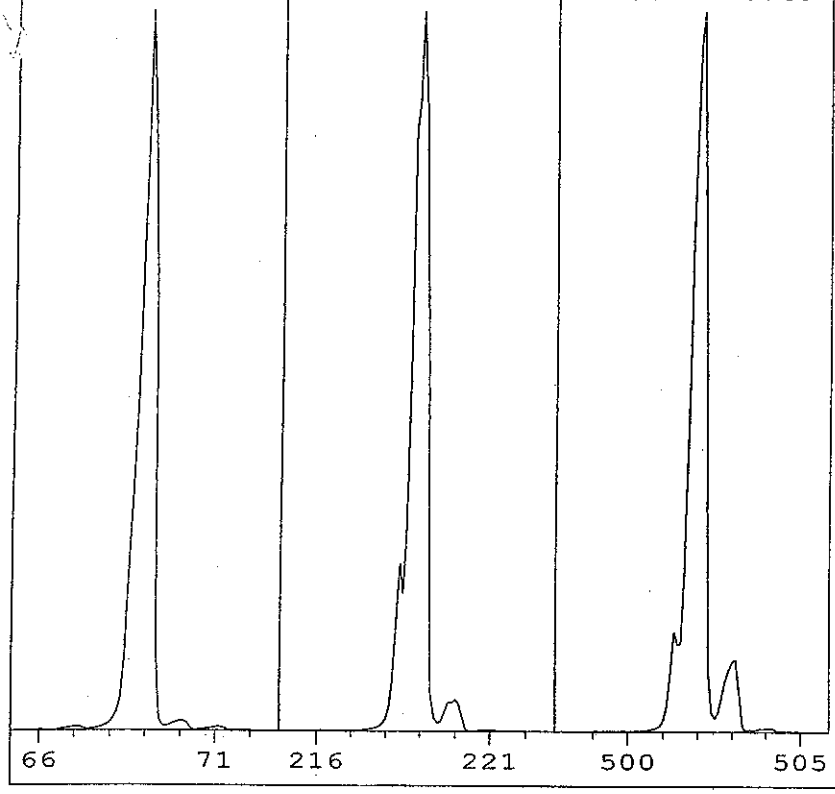

Ion Pol	POS	MassGain	-20
		MassOffs	-12
Emission	34.6	AmuGain	1923
ElEnrgy	69.9	AmuOffs	133
Filament	1	Wid219	0.012
		DC Pol	NEG
Repeller	34.81		
IonFcus	90.2	HEDEnab	ON
EntLens	0.0	EMVolts	2000
EntOffs	VAR		
		Samples	8
PFTBA	OPEN	Averages	3
		Stepsize	0.10
Zones:			
MS Source	230	Foreline	46
MS Quad	150		

Scan: 10.00 - 700.00 Samples: 8 Thresh: 100 Step: 0.10

255 peaks Base: 69.00 Abundance: 375744

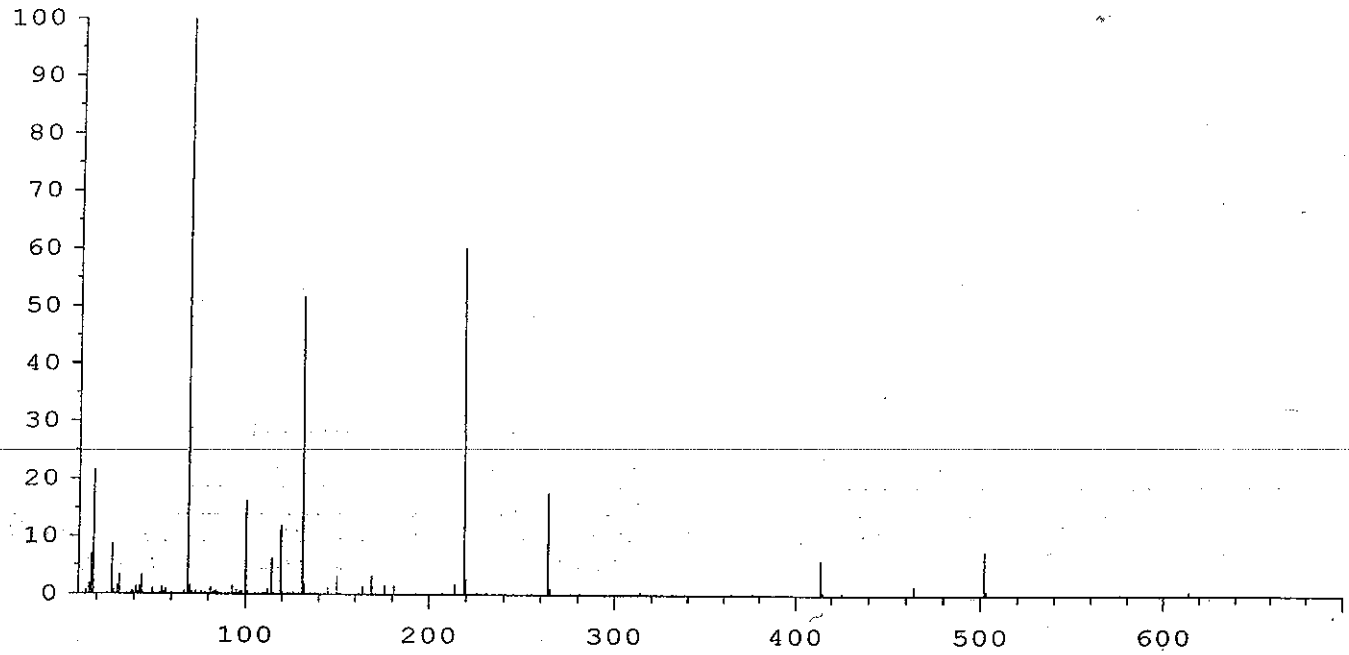

Mass	Abund	Rel Abund	Iso Mass	Iso Abund	Iso Ratio
69.00	375744	100.00	70.00	5725	1.52
218.90	226496	60.28	219.90	9840	4.34
502.00	28584	7.61	503.00	3066	10.73

TARGET MASS:	50	69	131	219	414	502
DYNAMIC ENT OFFSET:	16.8	18.3	18.8	17.8	18.8	20.6
TARGET ABUND(%):	1.0	100.0	50.0	55.0	5.0	6.0
ACTUAL TUNE ABUND(%):	1.1	100.0	51.6	60.3	6.1	7.6

Response Factor Report PAH-1

Method Path : O:\FORENSICS\METHODS\PAH1\JAN08\
Method File : PAH10107.M
Title : Decalins & Alkylated PAH's
Last Update : Sun Jan 13 17:11:41 2008
Response Via : Initial Calibration

1/16/08 for AC 32MS

Calibration Files
10 =A18974.D 25 =A18976.D 100 =A18978.D
500 =A18980.D 5000=A18982.D 1e4 =A18984.D

		Compound	10	25	100	500	5000	1e4	Avg	%RSD
1)	i	Acenaphthene-d10	----------ISTD----------							
2)	A1	trans-Decalin	0.489	0.452	0.440	0.436	0.457	0.414	0.448	5.57
3)	t	cis-Decalin	0.354	0.341	0.329	0.332	0.350	0.319	0.337	3.87
4)	A2	C1-Decalins	0.489	0.452	0.440	0.436	0.457	0.414	0.448	5.57
5)	A2	C2-Decalins	0.489	0.452	0.440	0.436	0.457	0.414	0.448	5.57
6)	A2	C3-Decalins	0.489	0.452	0.440	0.436	0.457	0.414	0.448	5.57
7)	A2	C4-Decalins	0.489	0.452	0.440	0.436	0.457	0.414	0.448	5.57
8)	A1	Naphthalene	2.310	2.288	2.253	2.264	2.144	1.825	2.181	8.41
9)	A2	C1-Naphthalenes	2.310	2.288	2.253	2.264	2.144	1.825	2.181	8.41
10)	A2	C2-Naphthalenes	2.310	2.288	2.253	2.264	2.144	1.825	2.181	8.41
11)	A2	C3-Naphthalenes	2.310	2.288	2.253	2.264	2.144	1.825	2.181	8.41
12)	A2	C4-Naphthalenes	2.310	2.288	2.253	2.264	2.144	1.825	2.181	8.41
13)	s	2-Methylnaphthale	1.252	1.210	1.204	1.299	1.301	1.131	1.233	5.27
14)	t	2-Methylnaphthale	1.483	1.477	1.444	1.492	1.482	1.292	1.445	5.30
15)	t	1-Methylnaphthale	1.469	1.452	1.434	1.457	1.465	1.273	1.425	5.29
16)	A1	Benzothiophene	1.749	1.754	1.732	1.732	1.684	1.444	1.683	7.09
17)	A2	C1-Benzo(b)thioph	1.749	1.754	1.732	1.732	1.684	1.444	1.683	7.09
18)	A2	C2-Benzo(b)thioph	1.749	1.754	1.732	1.732	1.684	1.444	1.683	7.09
19)	A2	C3-Benzo(b)thioph	1.749	1.754	1.732	1.732	1.684	1.444	1.683	7.09
20)	A2	C4-Benzo(b)thioph	1.749	1.754	1.732	1.732	1.684	1.444	1.683	7.09
21)	t	Biphenyl	1.960	1.876	1.821	1.861	1.813	1.583	1.819	6.98
22)	t	2,6-Dimethylnapht	1.287	1.212	1.223	1.284	1.333	1.187	1.254	4.43
23)	t	Dibenzofuran	2.000	1.976	1.955	2.019	1.994	1.758	1.950	4.96
24)	t	Acenaphthylene	1.976	1.953	1.934	2.096	2.216	1.948	2.020	5.57
25)	t	Acenaphthene	1.414	1.371	1.345	1.396	1.393	1.238	1.360	4.72
26)	t	2,3,5-Trimethylna	1.090	1.062	1.076	1.137	1.228	1.103	1.116	5.46
27)	A1	Fluorene	1.528	1.484	1.470	1.586	1.646	1.471	1.531	4.70
28)	A2	C1-Fluorenes	1.528	1.484	1.470	1.586	1.646	1.471	1.531	4.70
29)	A2	C2-Fluorenes	1.528	1.484	1.470	1.586	1.646	1.471	1.531	4.70
30)	A2	C3-Fluorenes	1.528	1.484	1.470	1.586	1.646	1.471	1.531	4.70
31)	A1	Dibenzothiophene	2.088	2.039	2.017	2.181	2.163	1.910	2.066	4.87
32)	A2	4-Methyldibenzoth	2.088	2.039	2.017	2.181	2.163	1.910	2.066	4.87
33)	A2	2/3-Methyldibenzo	2.088	2.039	2.017	2.181	2.163	1.910	2.066	4.87
34)	A2	1-Methyldibenzoth	2.088	2.039	2.017	2.181	2.163	1.910	2.066	4.87
35)	A2	OTP	2.088	2.039	2.017	2.181	2.163	1.910	2.066	4.87
36)	A2	C1-Dibenzothiophe	2.088	2.039	2.017	2.181	2.163	1.910	2.066	4.87
37)	A2	C2-Dibenzothiophe	2.088	2.039	2.017	2.181	2.163	1.910	2.066	4.87
38)	A2	C3-Dibenzothiophe	2.088	2.039	2.017	2.181	2.163	1.910	2.066	4.87
39)	A2	C4-Dibenzothiophe	2.088	2.039	2.017	2.181	2.163	1.910	2.066	4.87
40)	A1	Phenanthrene	2.214	2.094	2.084	2.263	2.294	2.021	2.161	5.11
41)	A2	3-Methylphenanthr	2.214	2.094	2.084	2.263	2.294	2.021	2.161	5.11
42)	A2	2/4-Methylphenant	2.214	2.094	2.084	2.263	2.294	2.021	2.161	5.11
43)	A2	2-Methylanthracen	2.214	2.094	2.084	2.263	2.294	2.021	2.161	5.11
44)	A2	9-Methylphenanthr	2.214	2.094	2.084	2.263	2.294	2.021	2.161	5.11
45)	A2	1-Methylphenanthr	2.214	2.094	2.084	2.263	2.294	2.021	2.161	5.11
46)	A2	C1-Phenanthrenes/	2.214	2.094	2.084	2.263	2.294	2.021	2.161	5.11
47)	A2	C2-Phenanthrenes/	2.214	2.094	2.084	2.263	2.294	2.021	2.161	5.11
48)	A2	5AA IS BKGD	2.214	2.094	2.084	2.263	2.294	2.021	2.161	5.11
49)	A2	C3-Phenanthrenes/	2.214	2.094	2.084	2.263	2.294	2.021	2.161	5.11
50)	A2	C4-Phenanthrenes/	2.214	2.094	2.084	2.263	2.294	2.021	2.161	5.11
51)	t	Retene	0.326	0.285	0.302	0.358	0.456	0.432	0.360	19.45
52)	t	Anthracene	1.890	1.791	1.762	2.056	1.769	1.593	1.810	8.50
53)	t	Carbazole	1.729	1.611	1.594	1.850	2.161	1.948	1.816	11.97
54)	t	1-Methylphenanthr	1.489	1.412	1.407	1.615	1.761	1.570	1.543	8.79
55)	A1	Fluoranthene	2.034	2.011	2.057	2.365	2.558	2.270	2.216	9.94
56)	t	Benzo(b)fluorene	1.131	1.061	1.098	1.356	1.636	1.495	1.296	18.27
57)	s	Pyrene-d10	1.368	1.351	1.342	1.433	1.757	1.567	1.470	11.14
58)	A1	Pyrene	2.143	2.054	2.122	2.458	2.610	2.337	2.287	9.55
59)	A2	C1-Fluoranthenes/	2.143	2.054	2.122	2.458	2.610	2.337	2.287	9.55

Method Path : O:\FORENSICS\METHODS\PAH1\JAN08\
Method File : PAH10107.M
Title : Decalins & Alkylated PAH's
Last Update : Sun Jan 13 17:11:41 2008
Response Via : Initial Calibration

Calibration Files
10 =A18974.D 25 =A18976.D 100 =A18978.D
500 =A18980.D 5000=A18982.D 1e4 =A18984.D

		Compound	10	25	100	500	5000	1e4	Avg	%RSD
60)	A2	C2-Fluoranthenes/	2.143	2.054	2.122	2.458	2.610	2.337	2.287	9.55
61)	A2	C3-Fluoranthenes/	2.143	2.054	2.122	2.458	2.610	2.337	2.287	9.55
62)	A2	C4-Fluoranthenes/	2.143	2.054	2.122	2.458	2.610	2.337	2.287	9.55
63)	A1	Naphthobenzothiop	1.978	1.871	1.885	2.194	2.437	2.190	2.093	10.54
64)	A2	Naphthobenzothiop	1.978	1.871	1.885	2.194	2.437	2.190	2.093	10.54
65)	A2	Naphthobenzothiop	1.978	1.871	1.885	2.194	2.437	2.190	2.093	10.54
66)	A2	Naphthobenzothiop	1.978	1.871	1.885	2.194	2.437	2.190	2.093	10.54
67)	A2	C1-Naphthobenzoth	1.978	1.871	1.885	2.194	2.437	2.190	2.093	10.54
68)	A2	C2-Naphthobenzoth	1.978	1.871	1.885	2.194	2.437	2.190	2.093	10.54
69)	A2	C3-Naphthobenzoth	1.978	1.871	1.885	2.194	2.437	2.190	2.093	10.54
70)	A2	C4-Naphthobenzoth	1.978	1.871	1.885	2.194	2.437	2.190	2.093	10.54
71)	i	Chrysene-d12	----------ISTD----------							
72)	t	Benz[a]anthracene	1.257	1.163	1.197	1.371	1.495	1.367	1.308	9.56
73)	A1	Chrysene	1.408	1.360	1.408	1.486	1.526	1.375	1.427	4.55
74)	A2	Chrysene/Tripheny	1.408	1.360	1.408	1.486	1.526	1.375	1.427	4.55
75)	A2	C1-Chrysenes	1.408	1.360	1.408	1.486	1.526	1.375	1.427	4.55
76)	A2	C2-Chrysenes	1.408	1.360	1.408	1.486	1.526	1.375	1.427	4.55
77)	A2	BBF-d12 Surr BKGD	1.408	1.360	1.408	1.486	1.526	1.375	1.427	4.55
78)	A2	C3-Chrysenes	1.408	1.360	1.408	1.486	1.526	1.375	1.427	4.55
79)	A2	C4-Chrysenes	1.408	1.360	1.408	1.486	1.526	1.375	1.427	4.55
80)	s	Benzo[b]fluoranth	1.054	1.005	1.023	1.070	1.205	1.102	1.077	6.67
81)	t	Benzo[b]fluoranth	1.350	1.292	1.316	1.466	1.598	1.450	1.412	8.15
82)	A1	Benzo[k]fluoranth	1.487	1.411	1.377	1.573	1.664	1.527	1.506	7.02
83)	A2	Benzo[a]fluoranth	1.487	1.411	1.377	1.573	1.664	1.527	1.506	7.02
84)	t	Benzo[e]pyrene	1.433	1.400	1.340	1.457	1.546	1.413	1.431	4.79
85)	t	Benzo[a]pyrene	1.139	1.094	1.091	1.262	1.377	1.285	1.208	9.72
86)	t	Perylene	1.186	1.110	1.141	1.344	1.501	1.384	1.278	12.15
87)	t	Indeno[1,2,3-cd]p	1.168	1.071	1.060	1.185	1.457	1.465	1.234	14.79
88)	t	Dibenz[a,h]anthra	1.114	1.041	1.115	1.282	1.512	1.428	1.249	15.28
89)	t	Benzo[g,h,i]peryl	1.479	1.364	1.325	1.424	1.610	1.497	1.450	7.06
90)	A1	17a(H),21B(H)-hop	0.654	0.616	0.598	0.439	0.483	0.452	0.540	17.23
91)	A2	Hopane (T19)	0.654	0.616	0.598	0.439	0.483	0.452	0.540	17.23
92)	A2	C23 Tricyclic Ter	0.654	0.616	0.598	0.439	0.483	0.452	0.540	17.23
93)	A2	C24 Tricyclic Ter	0.654	0.616	0.598	0.439	0.483	0.452	0.540	17.23
94)	A2	C25 Tricyclic Ter	0.654	0.616	0.598	0.439	0.483	0.452	0.540	17.23
95)	A2	C24 Tetracyclic T	0.654	0.616	0.598	0.439	0.483	0.452	0.540	17.23
96)	A2	C26 Tricyclic Ter	0.654	0.616	0.598	0.439	0.483	0.452	0.540	17.23
97)	A2	C26 Tricyclic Ter	0.654	0.616	0.598	0.439	0.483	0.452	0.540	17.23
98)	A2	C28 Tricyclic Ter	0.654	0.616	0.598	0.439	0.483	0.452	0.540	17.23
99)	A2	C28 Tricyclic Ter	0.654	0.616	0.598	0.439	0.483	0.452	0.540	17.23
100)	A2	C29 Tricyclic Ter	0.654	0.616	0.598	0.439	0.483	0.452	0.540	17.23
101)	A2	C29 Tricyclic Ter	0.654	0.616	0.598	0.439	0.483	0.452	0.540	17.23
102)	A2	18a-22,29,30-Tris	0.654	0.616	0.598	0.439	0.483	0.452	0.540	17.23
103)	A2	C30 Tricyclic Ter	0.654	0.616	0.598	0.439	0.483	0.452	0.540	17.23
104)	A2	C30 Tricyclic Ter	0.654	0.616	0.598	0.439	0.483	0.452	0.540	17.23
105)	A2	17a(H)-22,29,30-T	0.654	0.616	0.598	0.439	0.483	0.452	0.540	17.23
106)	A2	17a/b,21b/a 28,30	0.654	0.616	0.598	0.439	0.483	0.452	0.540	17.23
107)	A2	17a(H),21b(H)-25-	0.654	0.616	0.598	0.439	0.483	0.452	0.540	17.23
108)	A2	30-Norhopane (T15	0.654	0.616	0.598	0.439	0.483	0.452	0.540	17.23
109)	A2	18a(H)-30-Norneoh	0.654	0.616	0.598	0.439	0.483	0.452	0.540	17.23
110)	A2	17a(H)-Diahopane	0.654	0.616	0.598	0.439	0.483	0.452	0.540	17.23
111)	A2	30-Normoretane (T	0.654	0.616	0.598	0.439	0.483	0.452	0.540	17.23
112)	A2	18a(H)&18b(H)-Ole	0.654	0.616	0.598	0.439	0.483	0.452	0.540	17.23
113)	A2	Moretane (T20)	0.654	0.616	0.598	0.439	0.483	0.452	0.540	17.23
114)	A2	30-Homohopane-22S	0.654	0.616	0.598	0.439	0.483	0.452	0.540	17.23
115)	A2	30-Homohopane-22R	0.654	0.616	0.598	0.439	0.483	0.452	0.540	17.23
116)	A2	30,31-Bishomohopa	0.654	0.616	0.598	0.439	0.483	0.452	0.540	17.23
117)	A2	30,31-Bishomohopa	0.654	0.616	0.598	0.439	0.483	0.452	0.540	17.23
118)	A2	30,31-Trishomohop	0.654	0.616	0.598	0.439	0.483	0.452	0.540	17.23

Response Factor Report PAH-1

Method Path : O:\FORENSICS\METHODS\PAH1\JAN08\
Method File : PAH10107.M
Title : Decalins & Alkylated PAH's
Last Update : Sun Jan 13 17:11:41 2008
Response Via : Initial Calibration

Calibration Files
10 =A18974.D 25 =A18976.D 100 =A18978.D
500 =A18980.D 5000=A18982.D 1e4 =A18984.D

		Compound	10	25	100	500	5000	1e4	Avg	%RSD
119)	A2	30,31-Trishomohop	0.654	0.616	0.598	0.439	0.483	0.452	0.540	17.23
120)	A2	Tetrakishomohopan	0.654	0.616	0.598	0.439	0.483	0.452	0.540	17.23
121)	A2	Tetrakishomohopan	0.654	0.616	0.598	0.439	0.483	0.452	0.540	17.23
122)	A2	Pentakishomohopan	0.654	0.616	0.598	0.439	0.483	0.452	0.540	17.23
123)	A2	Pentakishomohopan	0.654	0.616	0.598	0.439	0.483	0.452	0.540	17.23
124)	SA1	5B(H)Cholane - Su	0.231	0.213	0.214	0.236	0.258	0.240	0.232	7.34
125)	A2	13b(H),17a(H)-20S	0.231	0.213	0.214	0.236	0.258	0.240	0.232	7.34
126)	A2	13b(H),17a(H)-20R	0.231	0.213	0.214	0.236	0.258	0.240	0.232	7.34
127)	A2	13b,17a-20S-Methy	0.231	0.213	0.214	0.236	0.258	0.240	0.232	7.34
128)	A2	14a(H),17a(H)-20S	0.231	0.213	0.214	0.236	0.258	0.240	0.232	7.34
129)	A2	14a(H),17a(H)-20R	0.231	0.213	0.214	0.236	0.258	0.240	0.232	7.34
130)	A2	13b,17a-20R-Ethyl	0.231	0.213	0.214	0.236	0.258	0.240	0.232	7.34
131)	A2	13a,17b-20S-Ethyl	0.231	0.213	0.214	0.236	0.258	0.240	0.232	7.34
132)	A2	14a,17a-20S-Methy	0.231	0.213	0.214	0.236	0.258	0.240	0.232	7.34
133)	A2	14a,17a-20R-Methy	0.231	0.213	0.214	0.236	0.258	0.240	0.232	7.34
134)	A2	14a(H),17a(H)-20S	0.231	0.213	0.214	0.236	0.258	0.240	0.232	7.34
135)	A2	14a(H),17a(H)-20R	0.231	0.213	0.214	0.236	0.258	0.240	0.232	7.34
136)	A2	14b(H),17b(H)-20R	0.231	0.213	0.214	0.236	0.258	0.240	0.232	7.34
137)	A2	14b(H),17b(H)-20S	0.231	0.213	0.214	0.236	0.258	0.240	0.232	7.34
138)	A2	14b,17b-20R-Methy	0.231	0.213	0.214	0.236	0.258	0.240	0.232	7.34
139)	A2	14b,17b-20S-Methy	0.231	0.213	0.214	0.236	0.258	0.240	0.232	7.34
140)	A2	14b(H),17b(H)-20R	0.231	0.213	0.214	0.236	0.258	0.240	0.232	7.34
141)	A2	14b(H),17b(H)-20S	0.231	0.213	0.214	0.236	0.258	0.240	0.232	7.34
142)	A2	C26,20R- +C27,20S	0.231	0.213	0.214	0.236	0.258	0.240	0.232	7.34
143)	A2	C28,20S-triaromat	0.231	0.213	0.214	0.236	0.258	0.240	0.232	7.34
144)	A2	C27,20R-triaromat	0.231	0.213	0.214	0.236	0.258	0.240	0.232	7.34
145)	A2	C28,20R-triaromat	0.231	0.213	0.214	0.236	0.258	0.240	0.232	7.34

(#) = Out of Range ### Number of calibration levels exceeded format ###

Quantitation Report (QT Reviewed)

Data Path : O:\FORENSICS\DATA\PAH1\JAN08\JAN07\
Data File : A18974.D
Acq On : 7 Jan 2008 11:56 pm
Operator : ac
Sample : I1010701
Misc : 11
ALS Vial : 4 Sample Multiplier: 1

Quant Time: Jan 08 07:28:00 2008
Quant Method : O:\FORENSICS\METHODS\PAH1\JAN08\PAH10107.M
Quant Title : Decalins & Alkylated PAH's
QLast Update : Mon Jan 07 16:11:32 2008
Response via : Initial Calibration

1/10 125 AC 2mS

Internal Standards	R.T.	QIon	Response	Conc Units	Dev(Min)
1) Acenaphthene-d10	26.62	164	45220	500.00 ng/mL	0.01
71) Chrysene-d12	43.08	240	61649	500.00 ng/mL	0.04
System Monitoring Compounds					
13) 2-Methylnaphthalene-d10	22.29	152	1132	10.43 ng/mL	0.01
Spiked Amount 1000.000	Range 50 - 130		Recovery	= 1.04%#	
57) Pyrene-d10	38.16	212	1237	8.08 ng/mL	0.02
Spiked Amount 1000.000	Range 50 - 130		Recovery	= 0.81%#	
80) Benzo[b]fluoranthene-d12	46.98	264	1300	8.35 ng/mL	0.04
Spiked Amount 1000.000	Range 50 - 130		Recovery	= 0.83%#	
124) 5B(H)Cholane - Surr	43.71	217	285	9.10 ng/ml	0.04
Spiked Amount 1000.000	Range 50 - 130		Recovery	= 0.91%#	

Target Compounds					Qvalue
2) trans-Decalin	16.30	138	221	5.56 ng/mL	100
3) cis-Decalin	17.51	138	160m	5.47 ng/mL	
8) Naphthalene	19.73	128	2089	10.26 ng/mL#	100
14) 2-Methylnaphthalene	22.42	142	1341	10.05 ng/mL#	100
15) 1-Methylnaphthalene	22.84	142	1329	9.84 ng/mL#	100
16) Benzothiophene	19.94	134	1582	9.35 ng/mL	100
21) Biphenyl	24.31	154	1773	9.37 ng/mL#	100
22) 2,6-Dimethylnaphthalene	24.91	156	1164	9.90 ng/mL#	100
23) Dibenzofuran	27.38	168	1809	9.68 ng/mL	98
24) Acenaphthylene	26.01	152	1787	8.38 ng/mL#	100
25) Acenaphthene	26.74	153	1279	9.59 ng/mL	95
26) 2,3,5-Trimethylnaphthalene	28.30	170	986	9.05 ng/mL	94
27) Fluorene	28.76	166	1382	9.07 ng/mL	97
31) Dibenzothiophene	32.08	184	1888	8.71 ng/mL	99
40) Phenanthrene	32.57	178	2002	9.20 ng/mL	95
51) Retene	39.58	234	295	6.92 ng/mL	89
52) Anthracene	32.76	178	1709	9.08 ng/mL	93
53) Carbazole	33.43	167	1564	8.42 ng/mL	96
54) 1-Methylphenanthrene	35.09	192	1347	8.62 ng/mL	96
55) Fluoranthene	37.35	202	1840	7.48 ng/mL#	92
56) Benzo(b)fluorene	39.87	216	1023	6.85 ng/mL	99
58) Pyrene	38.23	202	1938	7.89 ng/mL#	93
63) Naphthobenzothiophene	42.09	234	1789	7.68 ng/ml#	89
64) Naphthobenzothiophene-2,1-	42.09	234	1789	7.67 ng/mL#	89
72) Benz[a]anthracene	43.01	228	1550m	8.21 ng/mL	
73) Chrysene	43.18	228	1736	8.68 ng/mL	99
74) Chrysene/Triphenylene	43.18	228	1729	8.65 ng/mL	98
81) Benzo[b]fluoranthene	47.07	252	1664	8.72 ng/mL#	89
82) Benzo[k]fluoranthene	47.15	252	1834	8.66 ng/mL#	83
84) Benzo[e]pyrene	48.06	252	1767	9.33 ng/mL	92
85) Benzo[a]pyrene	48.24	252	1404m	8.26 ng/mL	
86) Perylene	48.55	252	1462	8.09 ng/mL	91
87) Indeno[1,2,3-cd]pyrene	53.00	276	1440m	6.81 ng/mL	
88) Dibenz[a,h]anthracene	53.09	278	1374m	7.40 ng/mL	
89) Benzo[g,h,i]perylene	54.28	276	1823	9.19 ng/mL	98
90) 17a(H),21B(H)-hopane - C30	52.17	191	806m	13.75 ng/mL	
91) Hopane (T19)	52.17	191	806m	13.78 ng/mL	

(#) = qualifier out of range (m) = manual integration (+) = signals summed

Quantitation Report (QT Reviewed)

Data Path : O:\FORENSICS\DATA\PAH1\JAN08\JAN07\
Data File : A18974.D
Acq On : 7 Jan 2008 11:56 pm
Operator : ac
Sample : I1010701
Misc : 11
ALS Vial : 4 Sample Multiplier: 1

Quant Time: Jan 08 07:28:00 2008
Quant Method : O:\FORENSICS\METHODS\PAH1\JAN08\PAH10107.M
Quant Title : Decalins & Alkylated PAH's
QLast Update : Mon Jan 07 16:11:32 2008
Response via : Initial Calibration

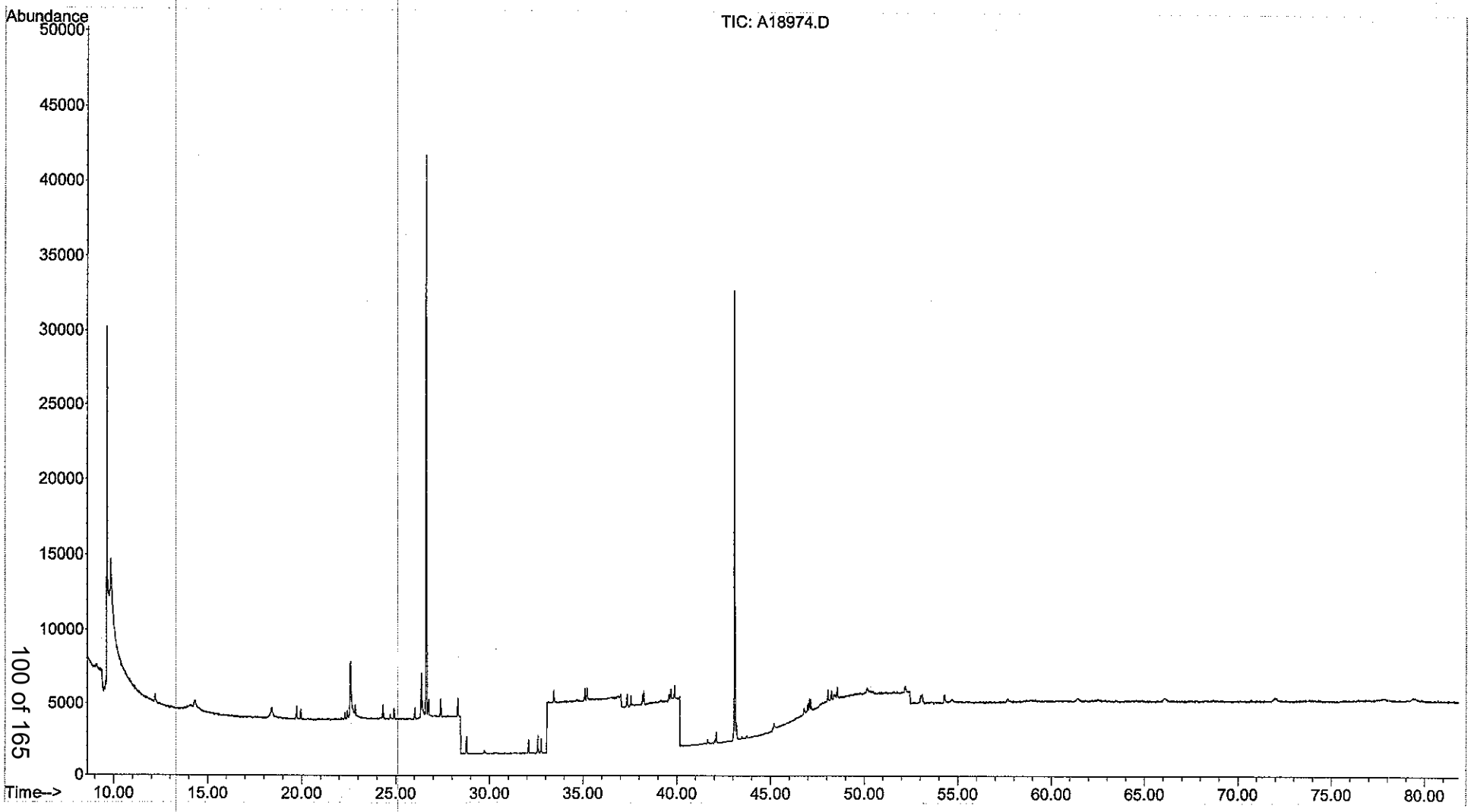

Quantitation Report (QT Reviewed)

Data Path : O:\FORENSICS\DATA\PAH1\JAN08\JAN07\
Data File : A18976.D
Acq On : 8 Jan 2008 1:29 am
Operator : ac
Sample : I1010702
Misc : 12
ALS Vial : 5 Sample Multiplier: 1

Quant Time: Jan 08 07:28:00 2008
Quant Method : O:\FORENSICS\METHODS\PAH1\JAN08\PAH10107.M
Quant Title : Decalins & Alkylated PAH's
QLast Update : Tue Jan 08 09:00:17 2008
Response via : Initial Calibration

1/16/08 JD for AC 2nMS

Internal Standards	R.T.	QIon	Response	Conc	Units	Dev(Min)
1) Acenaphthene-d10	26.62	164	43881	500.00	ng/mL	0.00
71) Chrysene-d12	43.08	240	58142	500.00	ng/mL	0.00
System Monitoring Compounds						
13) 2-Methylnaphthalene-d10	22.29	152	2655m	24.90	ng/mL	0.00
Spiked Amount 1000.000	Range 50 - 130		Recovery = 2.49%#			
57) Pyrene-d10	38.16	212	2965	20.36	ng/mL	0.00
Spiked Amount 1000.000	Range 50 - 130		Recovery = 2.04%#			
80) Benzo[b]fluoranthene-d12	46.98	264	2921	20.65	ng/mL	0.00
Spiked Amount 1000.000	Range 50 - 130		Recovery = 2.06%#			
124) 5B(H)Cholane - Surr	43.71	217	618	21.65	ng/ml	0.00
Spiked Amount 1000.000	Range 50 - 130		Recovery = 2.17%#			
Target Compounds						Qvalue
2) trans-Decalin	16.30	138	496m	12.73	ng/mL	
3) cis-Decalin	17.51	138	374	12.73	ng/mL	100
8) Naphthalene	19.73	128	5019	25.29	ng/mL#	100
14) 2-Methylnaphthalene	22.42	142	3241	24.85	ng/mL#	100
15) 1-Methylnaphthalene	22.84	142	3185	24.68	ng/mL#	100
16) Benzothiophene	19.94	134	3848	23.52	ng/mL	100
21) Biphenyl	24.30	154	4116	23.75	ng/mL#	100
22) 2,6-Dimethylnaphthalene	24.91	156	2659	23.15	ng/mL#	100
23) Dibenzofuran	27.38	168	4335	23.96	ng/mL	97
24) Acenaphthylene	26.01	152	4286	21.26	ng/mL#	100
25) Acenaphthene	26.74	153	3009	23.49	ng/mL	97
26) 2,3,5-Trimethylnaphthalene	28.30	170	2329	22.29	ng/mL	95
27) Fluorene	28.76	166	3255	22.30	ng/mL	95
31) Dibenzothiophene	32.08	184	4473	21.57	ng/mL	99
40) Phenanthrene	32.57	178	4595	22.07	ng/mL	99
51) Retene	39.58	234	626	15.91	ng/mL	97
52) Anthracene	32.76	178	3930	21.90	ng/mL	100
53) Carbazole	33.43	167	3535	19.58	ng/mL	96
54) 1-Methylphenanthrene	35.09	192	3098	20.41	ng/mL	99
55) Fluoranthene	37.34	202	4412	19.17	ng/mL#	93
56) Benzo(b)fluorene	39.87	216	2328	16.91	ng/mL	100
58) Pyrene	38.23	202	4507	19.37	ng/mL#	91
63) Naphthobenzothiophene	42.09	234	4105	18.57	ng/ml	99
64) Naphthobenzothiophene-2,1-	42.09	234	4105	18.55	ng/mL	99
72) Benz[a]anthracene	43.01	228	3381m	19.84	ng/mL	
73) Chrysene	43.18	228	3953	21.34	ng/mL	100
74) Chrysene/Triphenylene	43.18	228	3959	21.38	ng/mL	100
81) Benzo[b]fluoranthene	47.07	252	3757	21.05	ng/mL	93
82) Benzo[k]fluoranthene	47.14	252	4102m	21.15	ng/mL	
84) Benzo[e]pyrene	48.06	252	4071	22.79	ng/mL	94
85) Benzo[a]pyrene	48.24	252	3180m	20.36	ng/mL	
86) Perylene	48.55	252	3227	19.63	ng/mL	96
87) Indeno[1,2,3-cd]pyrene	53.00	276	3114m	16.52	ng/mL	
88) Dibenz[a,h]anthracene	53.07	278	3025	17.80	ng/mL	98
89) Benzo[g,h,i]perylene	54.28	276	3965	21.39	ng/mL	97
90) 17a(H),21B(H)-hopane - C30	52.17	191	1791m	29.72	ng/mL	
91) Hopane (T19)	52.17	191	1784m	29.76	ng/mL	

(#) = qualifier out of range (m) = manual integration (+) = signals summed

Quantitation Report (QT Reviewed)

Data Path : O:\FORENSICS\DATA\PAH1\JAN08\JAN07\
Data File : A18976.D
Acq On : 8 Jan 2008 1:29 am
Operator : ac
Sample : I1010702
Misc : 12
ALS Vial : 5 Sample Multiplier: 1

Quant Time: Jan 08 07:28:00 2008
Quant Method : O:\FORENSICS\METHODS\PAH1\JAN08\PAH10107.M
Quant Title : Decalins & Alkylated PAH's
QLast Update : Tue Jan 08 09:00:17 2008
Response via : Initial Calibration

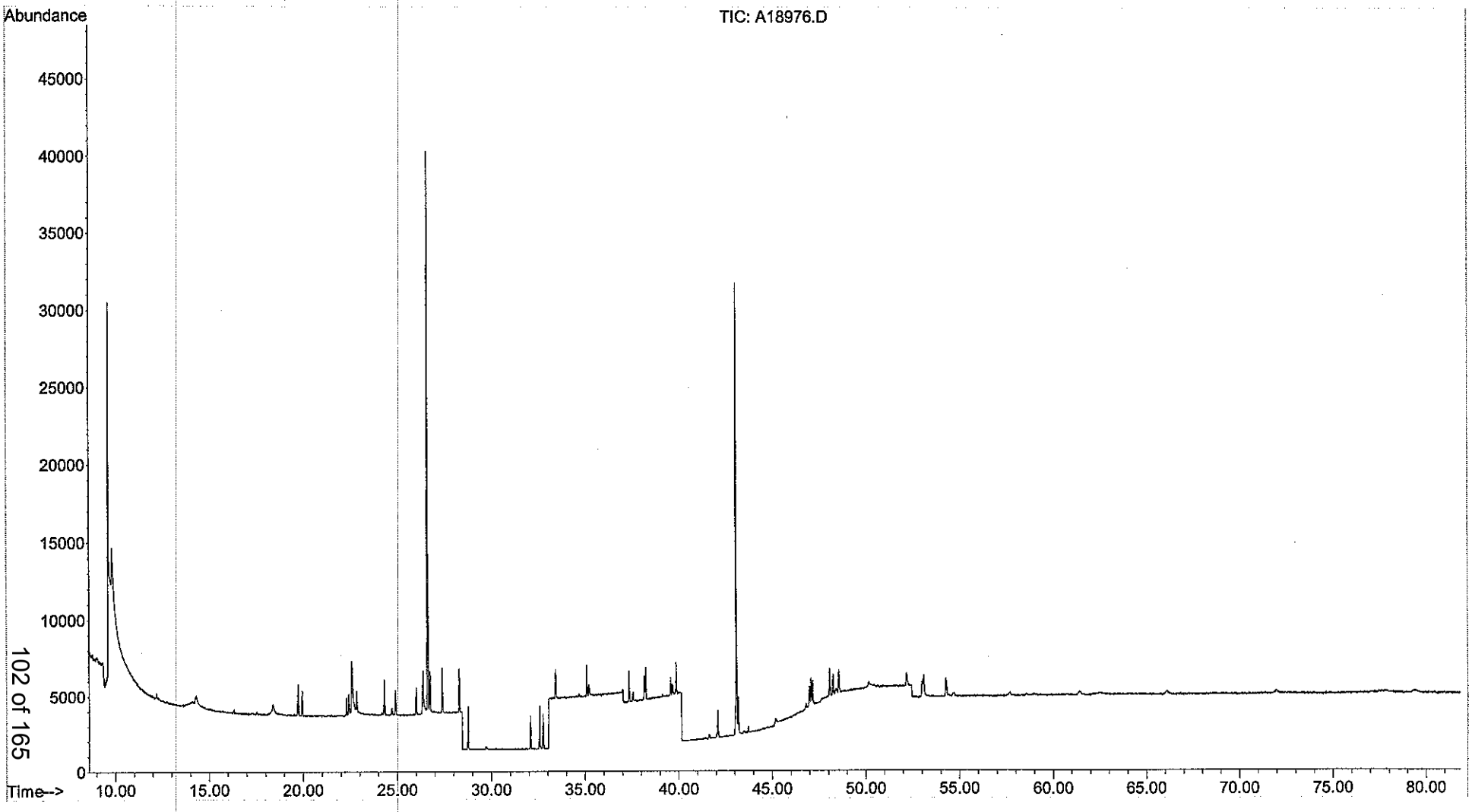

Quantitation Report (QT Reviewed)

Data Path : O:\FORENSICS\DATA\PAH1\JAN08\JAN07\
Data File : A18978.D
Acq On : 8 Jan 2008 3:03 am
Operator : ac
Sample : I1010703
Misc : 13
ALS Vial : 6 Sample Multiplier: 1

1/16/08 AC 20ms

Quant Time: Jan 08 07:29:00 2008
Quant Method : O:\FORENSICS\METHODS\PAH1\JAN08\PAH10107.M
Quant Title : Decalins & Alkylated PAH's
QLast Update : Tue Jan 08 09:02:59 2008
Response via : Initial Calibration

Internal Standards	R.T.	QIon	Response	Conc	Units	Dev(Min)
1) Acenaphthene-d10	26.62	164	45917	500.00	ng/mL	0.00
71) Chrysene-d12	43.08	240	61422	500.00	ng/mL	0.00
System Monitoring Compounds						
13) 2-Methylnaphthalene-d10	22.29	152	11054	97.28	ng/mL	0.00
Spiked Amount 1000.000	Range 50 - 130		Recovery = 9.73%#			
57) Pyrene-d10	38.16	212	12320	82.46	ng/mL	0.00
Spiked Amount 1000.000	Range 50 - 130		Recovery = 8.25%#			
80) Benzo[b]fluoranthene-d12	46.98	264	12569	86.73	ng/mL	0.00
Spiked Amount 1000.000	Range 50 - 130		Recovery = 8.67%#			
124) 5B(H)Cholane - Surr	43.71	217	2628	89.78	ng/ml	0.00
Spiked Amount 1000.000	Range 50 - 130		Recovery = 8.98%#			

Target Compounds						Qvalue
2) trans-Decalin	16.30	138	2019	49.34	ng/mL	100
3) cis-Decalin	17.51	138	1512	48.31	ng/mL	100
8) Naphthalene	19.73	128	20691	98.40	ng/mL#	100
14) 2-Methylnaphthalene	22.42	142	13264	96.08	ng/mL#	100
15) 1-Methylnaphthalene	22.84	142	13170	97.40	ng/mL#	100
16) Benzothiophene	19.94	134	15909	93.39	ng/mL	100
21) Biphenyl	24.30	154	16725	94.69	ng/mL#	100
22) 2,6-Dimethylnaphthalene	24.91	156	11232	93.40	ng/mL#	100
23) Dibenzofuran	27.38	168	17952	94.30	ng/mL	97
24) Acenaphthylene	26.01	152	17760	86.94	ng/mL#	100
25) Acenaphthene	26.74	153	12352	93.28	ng/mL	98
26) 2,3,5-Trimethylnaphthalene	28.30	170	9877	91.74	ng/mL	100
27) Fluorene	28.76	166	13501	89.33	ng/mL	96
31) Dibenzothiophene	32.08	184	18524	86.81	ng/mL	99
40) Phenanthrene	32.57	178	19135	89.23	ng/mL	98
51) Retene	39.57	234	2777	72.86	ng/mL	96
52) Anthracene	32.76	178	16184	88.37	ng/mL	97
53) Carbazole	33.43	167	14637	78.96	ng/mL	98
54) 1-Methylphenanthrene	35.08	192	12925	82.70	ng/mL	99
55) Fluoranthene	37.34	202	18894	81.23	ng/mL#	93
56) Benzo(b)fluorene	39.87	216	10079	73.59	ng/mL	99
58) Pyrene	38.23	202	19488	82.67	ng/mL#	93
63) Naphthobenzothiophene	42.09	234	17315	78.56	ng/ml	99
64) Naphthobenzothiophene-2,1-	42.09	234	17315	78.49	ng/mL	99
72) Benz[a]anthracene	43.01	228	14710m	83.59	ng/mL	
73) Chrysene	43.18	228	17302	92.18	ng/mL	100
74) Chrysene/Triphenylene	43.18	228	17302	92.21	ng/mL	100
81) Benzo[b]fluoranthene	47.07	252	16172	86.81	ng/mL	92
82) Benzo[k]fluoranthene	47.14	252	16911m	85.11	ng/mL	
84) Benzo[e]pyrene	48.06	252	16458	88.72	ng/mL	90
85) Benzo[a]pyrene	48.24	252	13402m	83.10	ng/mL	
86) Perylene	48.55	252	14021	83.79	ng/mL#	79
87) Indeno[1,2,3-cd]pyrene	53.00	276	13019m	69.39	ng/mL	
88) Dibenz[a,h]anthracene	53.07	278	13693	80.15	ng/mL	96
89) Benzo[g,h,i]perylene	54.28	276	16276	84.47	ng/mL	97
90) 17a(H),21B(H)-hopane - C30	52.16	191	7342	107.86	ng/mL#	80
91) Hopane (T19)	52.16	191	7342	107.50	ng/mL#	80

(#) = qualifier out of range (m) = manual integration (+) = signals summed

Quantitation Report (QT Reviewed)

Data Path : O:\FORENSICS\DATA\PAH1\JAN08\JAN07\
Data File : A18978.D
Acq On : 8 Jan 2008 3:03 am
Operator : ac
Sample : I1010703
Misc : 13
ALS Vial : 6 Sample Multiplier: 1

Quant Time: Jan 08 07:29:00 2008
Quant Method : O:\FORENSICS\METHODS\PAH1\JAN08\PAH10107.M
Quant Title : Decalins & Alkylated PAH's
QLast Update : Tue Jan 08 09:02:59 2008
Response via : Initial Calibration

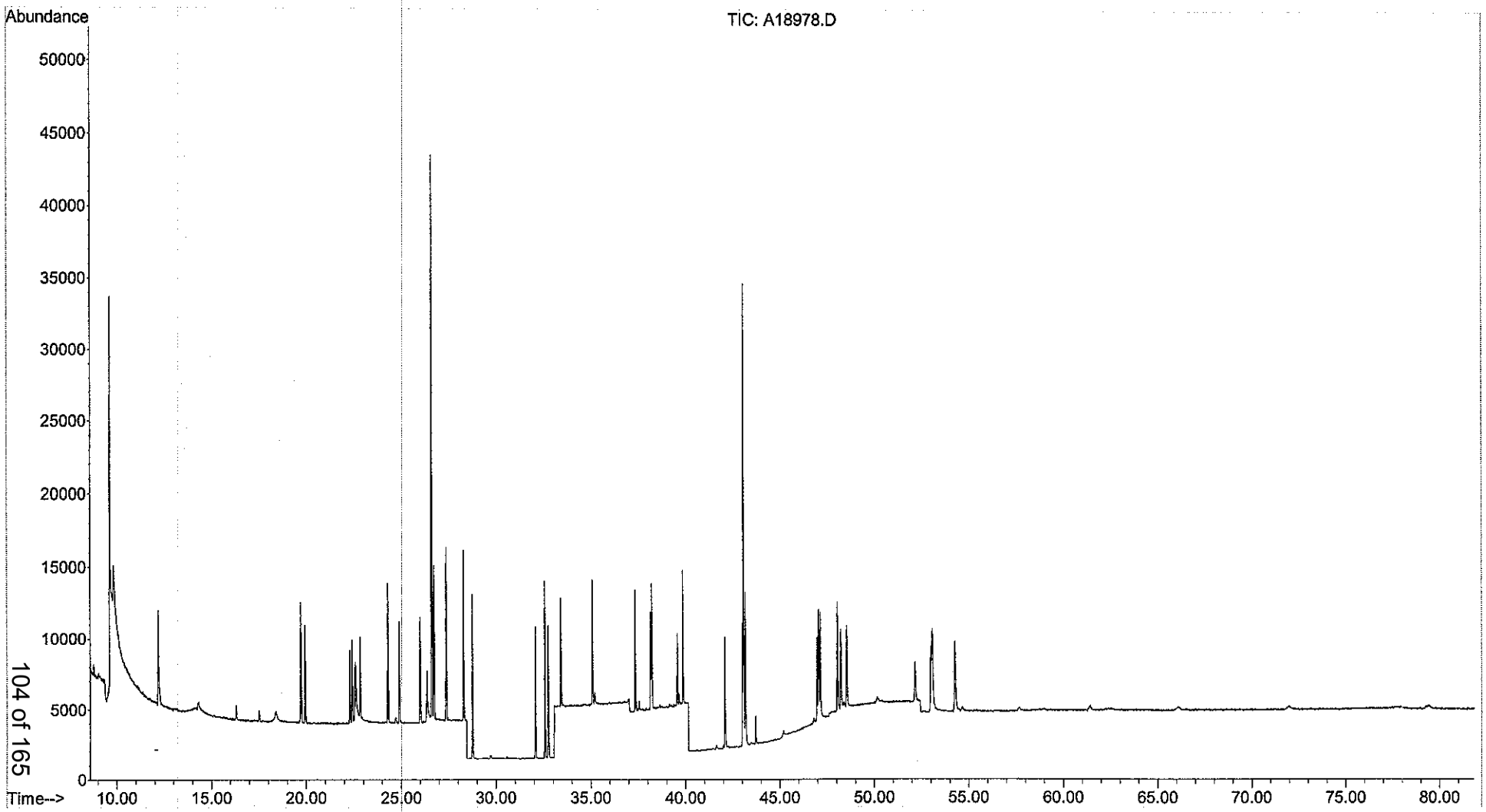

Quantitation Report (QT Reviewed)

Data Path : O:\FORENSICS\DATA\PAH1\JAN08\JAN07\
Data File : A18980.D
Acq On : 8 Jan 2008 4:36 am
Operator : ac
Sample : I1010704
Misc : 14
ALS Vial : 7 Sample Multiplier: 1

1/16/08 JBB for AC 20 mrs

Quant Time: Jan 08 07:29:00 2008
Quant Method : O:\FORENSICS\METHODS\PAH1\JAN08\PAH10107.M
Quant Title : Decalins & Alkylated PAH's
QLast Update : Tue Jan 08 09:07:04 2008
Response via : Initial Calibration

Internal Standards	R.T.	QIon	Response	Conc Units	Dev(Min)
1) Acenaphthene-d10	26.62	164	47720	500.00 ng/mL	0.00
71) Chrysene-d12	43.08	240	70310	500.00 ng/mL	0.00
System Monitoring Compounds					
13) 2-Methylnaphthalene-d10	22.29	152	61986	517.44 ng/mL	0.00
Spiked Amount 1000.000	Range 50 - 130		Recovery = 51.74%		
57) Pyrene-d10	38.16	212	68399	455.99 ng/mL	0.00
Spiked Amount 1000.000	Range 50 - 130		Recovery = 45.60%#		
80) Benzo[b]fluoranthene-d12	46.98	264	75245	465.75 ng/mL	0.00
Spiked Amount 1000.000	Range 50 - 130		Recovery = 46.58%#		
124) 5B(H)Cholane - Surr	43.71	217	16609	504.60 ng/ml	0.00
Spiked Amount 1000.000	Range 50 - 130		Recovery = 50.46%		
Target Compounds					Qvalue
2) trans-Decalin	16.30	138	10414	244.23 ng/mL	100
3) cis-Decalin	17.53	138	7912	242.14 ng/mL	100
8) Naphthalene	19.73	128	108021	493.95 ng/mL#	100
14) 2-Methylnaphthalene	22.42	142	71175	494.34 ng/mL#	100
15) 1-Methylnaphthalene	22.84	142	69514	491.87 ng/mL#	100
16) Benzothiophene	19.94	134	82659	473.70 ng/mL	100
21) Biphenyl	24.30	154	88827	485.10 ng/mL#	100
22) 2,6-Dimethylnaphthalene	24.91	156	61291	489.26 ng/mL#	100
23) Dibenzofuran	27.38	168	96350	486.25 ng/mL	97
24) Acenaphthylene	26.01	152	99998m	482.01 ng/mL	
25) Acenaphthene	26.74	153	66636	488.64 ng/mL	99
26) 2,3,5-Trimethylnaphthalene	28.30	170	54271	489.72 ng/mL	99
27) Fluorene	28.76	166	75675	490.60 ng/mL	95
31) Dibenzothiophene	32.08	184	104091	480.05 ng/mL	99
40) Phenanthrene	32.57	178	107992	491.00 ng/mL	98
51) Retene	39.57	234	17073	458.30 ng/mL	95
52) Anthracene	32.76	178	98125	535.35 ng/mL	97
53) Carbazole	33.43	167	88287	472.41 ng/mL	97
54) 1-Methylphenanthrene	35.08	192	77074	489.22 ng/mL	96
55) Fluoranthene	37.34	202	112855	484.39 ng/mL#	93
56) Benzo(b)fluorene	39.87	216	64707	478.99 ng/mL	98
58) Pyrene	38.23	202	117303	495.58 ng/mL#	92
63) Naphthobenzothiophene	42.09	234	104712	476.35 ng/ml	98
64) Naphthobenzothiophene-2,1-	42.09	234	104712	475.88 ng/mL	98
72) Benz[a]anthracene	43.01	228	96368	486.43 ng/mL	100
73) Chrysene	43.18	228	104482	501.63 ng/mL	99
74) Chrysene/Triphenylene	43.18	228	104493	501.86 ng/mL	99
81) Benzo[b]fluoranthene	47.07	252	103068	488.78 ng/mL#	89
82) Benzo[k]fluoranthene	47.14	252	110579	505.81 ng/mL#	87
84) Benzo[e]pyrene	48.06	252	102422	489.93 ng/mL#	87
85) Benzo[a]pyrene	48.24	252	88724m	499.02 ng/mL	
86) Perylene	48.55	252	94466m	508.29 ng/mL	
87) Indeno[1,2,3-cd]pyrene	53.00	276	83301m	409.89 ng/mL	
88) Dibenz[a,h]anthracene	53.07	278	90111	481.02 ng/mL	96
89) Benzo[g,h,i]perylene	54.28	276	100109	466.87 ng/mL	98
90) 17a(H),21B(H)-hopane - C30	52.16	191	30851	395.26 ng/mL#	78
91) Hopane (T19)	52.16	191	30851	393.93 ng/mL#	78

(#) = qualifier out of range (m) = manual integration (+) = signals summed

Quantitation Report (QT Reviewed)

Data Path : O:\FORENSICS\DATA\PAH1\JAN08\JAN07\
Data File : A18980.D
Acq On : 8 Jan 2008 4:36 am
Operator : ac
Sample : I1010704
Misc : 14
ALS Vial : 7 Sample Multiplier: 1

Quant Time: Jan 08 07:29:00 2008
Quant Method : O:\FORENSICS\METHODS\PAH1\JAN08\PAH10107.M
Quant Title : Decalins & Alkylated PAH's
QLast Update : Tue Jan 08 09:07:04 2008
Response via : Initial Calibration

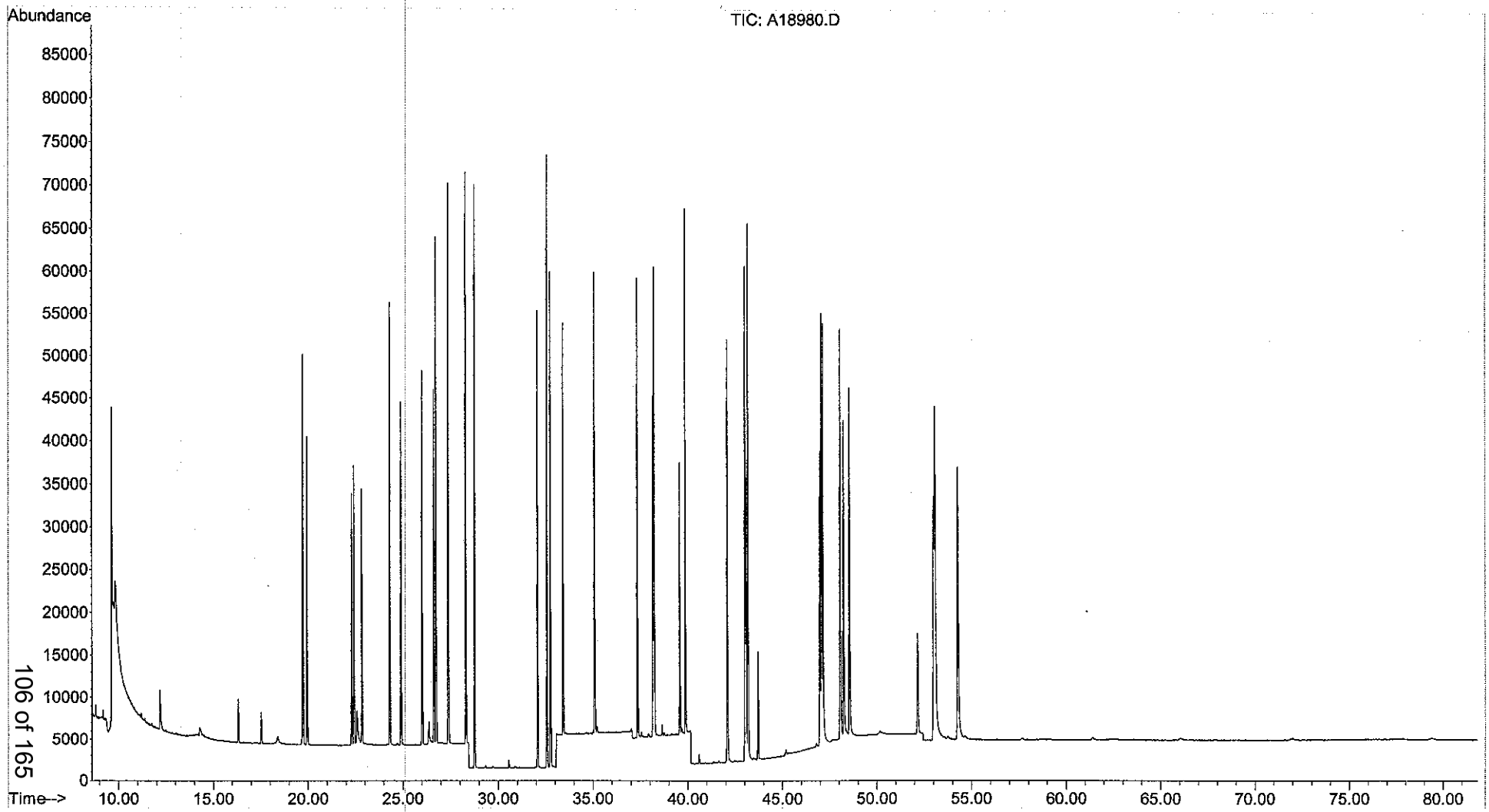

Quantitation Report (QT Reviewed)

Data Path : O:\FORENSICS\DATA\PAH1\JAN08\JAN07\
Data File : A18982.D
Acq On : 8 Jan 2008 6:09 am
Operator : ac
Sample : I1010705
Misc : 15
ALS Vial : 8 Sample Multiplier: 1

1/16/08

Quant Time: Jan 08 07:30:00 2008
Quant Method : O:\FORENSICS\METHODS\PAH1\JAN08\PAH10107.M
Quant Title : Decalins & Alkylated PAH's
QLast Update : Tue Jan 08 09:11:16 2008
Response via : Initial Calibration

Internal Standards	R.T.	QIon	Response	Conc Units	Dev(Min)
1) Acenaphthene-d10	26.62	164	47407	500.00 ng/mL	0.00
71) Chrysene-d12	43.09	240	74210	500.00 ng/mL	0.01
System Monitoring Compounds					
13) 2-Methylnaphthalene-d10	22.29	152	616856	5168.80 ng/mL	0.00
Spiked Amount 1000.000	Range 50 - 130		Recovery = 516.88%#		
57) Pyrene-d10	38.17	212	832814	5618.33 ng/mL	0.01
Spiked Amount 1000.000	Range 50 - 130		Recovery = 561.83%#		
80) Benzo[b]fluoranthene-d12	46.99	264	894528	5275.47 ng/mL	0.01
Spiked Amount 1000.000	Range 50 - 130		Recovery = 527.55%#		
124) 5B(H)Cholane - Surr	43.71	217	191211	5567.84 ng/ml	0.00
Spiked Amount 1000.000	Range 50 - 130		Recovery = 556.78%#		

Target Compounds					Qvalue
2) trans-Decalin	16.30	138	108251	2539.70 ng/mL	100
3) cis-Decalin	17.51	138	82861	2537.79 ng/mL	100
8) Naphthalene	19.73	128	1016420	4660.54 ng/mL#	100
14) 2-Methylnaphthalene	22.42	142	702604	4894.50 ng/mL#	100
15) 1-Methylnaphthalene	22.84	142	694597	4940.91 ng/mL#	100
16) Benzothiophene	19.94	134	798260	4611.89 ng/mL	100
21) Biphenyl	24.31	154	859363	4709.26 ng/mL#	100
22) 2,6-Dimethylnaphthalene	24.91	156	631812	5084.55 ng/mL#	100
23) Dibenzofuran	27.38	168	945226	4790.18 ng/mL	97
24) Acenaphthylene	26.01	152	1050676m	5143.32 ng/mL	
25) Acenaphthene	26.74	153	660376	4877.29 ng/mL	99
26) 2,3,5-Trimethylnaphthalene	28.30	170	582368	5305.28 ng/mL	97
27) Fluorene	28.76	166	780487	5107.24 ng/mL	93
31) Dibenzothiophene	32.09	184	1025366	4761.54 ng/mL	99
40) Phenanthrene	32.57	178	1087302	4977.07 ng/mL	99
51) Retene	39.58	234	216384	5953.84 ng/mL	92
52) Anthracene	32.76	178	838469m	4661.00 ng/mL	
53) Carbazole	33.43	167	1024253	5608.92 ng/mL	98
54) 1-Methylphenanthrene	35.09	192	834860m	5359.59 ng/mL	
55) Fluoranthene	37.35	202	1212850m	5277.64 ng/mL	
56) Benzo(b)fluorene	39.88	216	775458	5917.53 ng/mL	97
58) Pyrene	38.23	202	1237431	5280.85 ng/mL#	90
63) Naphthobenzothiophene	42.10	234	1155076	5342.89 ng/ml	97
64) Naphthobenzothiophene-2,1-	42.10	234	1155076	5342.89 ng/mL	97
72) Benz[a]anthracene	43.03	228	1109461	5401.23 ng/mL	99
73) Chrysene	43.19	228	1132149	5178.13 ng/mL	100
74) Chrysene/Triphenylene	43.19	228	1132482	5181.68 ng/mL	100
81) Benzo[b]fluoranthene	47.08	252	1185670	5412.84 ng/mL	92
82) Benzo[k]fluoranthene	47.16	252	1234910	5356.53 ng/mL	90
84) Benzo[e]pyrene	48.07	252	1147194	5233.41 ng/mL	90
85) Benzo[a]pyrene	48.25	252	1021865m	5519.70 ng/mL	
86) Perylene	48.56	252	1113752	5756.67 ng/mL#	80
87) Indeno[1,2,3-cd]pyrene	53.03	276	1081355m	5313.58 ng/mL	
88) Dibenz[a,h]anthracene	53.10	278	1122076	5758.25 ng/mL#	95
89) Benzo[g,h,i]perylene	54.31	276	1194862	5336.68 ng/mL	99
90) 17a(H),21B(H)-hopane - C30	52.17	191	358701	4388.99 ng/mL#	76
91) Hopane (T19)	52.17	191	358701	4367.17 ng/mL#	76

(#) = qualifier out of range (m) = manual integration (+) = signals summed

Data Path : O:\FORENSICS\DATA\PAH1\JAN08\JAN07\
Data File : A18982.D
Acq On : 8 Jan 2008 6:09 am
Operator : ac
Sample : I1010705
Misc : 15
ALS Vial : 8 Sample Multiplier: 1

Quant Time: Jan 08 07:30:00 2008
Quant Method : O:\FORENSICS\METHODS\PAH1\JAN08\PAH10107.M
Quant Title : Decalins & Alkylated PAH's
QLast Update : Tue Jan 08 09:11:16 2008
Response via : Initial Calibration

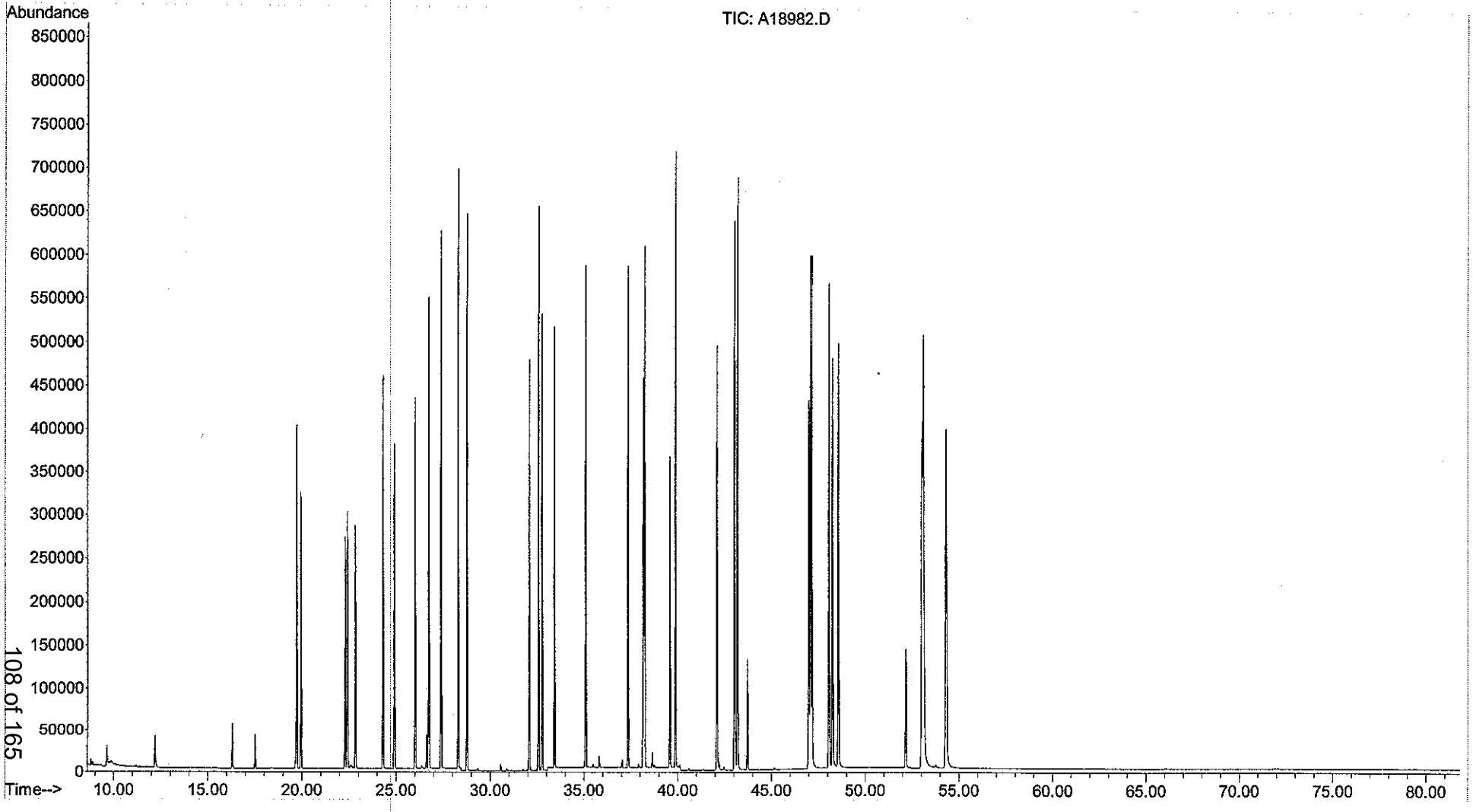

Quantitation Report (QT Reviewed)

Data Path : O:\FORENSICS\DATA\PAH1\JAN08\JAN07\
Data File : A18984.D
Acq On : 8 Jan 2008 7:43 am
Operator : ac
Sample : I1010706
Misc : 16
ALS Vial : 9 Sample Multiplier: 1

1/16/08
JDK
zoms

Quant Time: Jan 08 07:31:00 2008
Quant Method : O:\FORENSICS\METHODS\PAH1\JAN08\PAH10107.M
Quant Title : Decalins & Alkylated PAH's
QLast Update : Tue Jan 08 09:14:37 2008
Response via : Initial Calibration

Internal Standards	R.T.	QIon	Response	Conc Units	Dev(Min)
1) Acenaphthene-d10	26.62	164	60867	500.00 ng/mL	0.00
71) Chrysene-d12	43.09	240	95015	500.00 ng/mL	0.00
System Monitoring Compounds					
13) 2-Methylnaphthalene-d10	22.31	152	1377085	8987.04 ng/mL	0.01
Spiked Amount 1000.000	Range 50 - 130		Recovery = 898.70%#		
57) Pyrene-d10	38.18	212	1907420	10255.97 ng/mL	0.01
Spiked Amount 1000.000	Range 50 - 130		Recovery = 1025.60%#		
80) Benzo[b]fluoranthene-d12	47.00	264	2094369	9867.43 ng/mL	0.01
Spiked Amount 1000.000	Range 50 - 130		Recovery = 986.74%#		
124) 5B(H)Cholane - Surr	43.72	217	456420	10282.86 ng/ml	0.01
Spiked Amount 1000.000	Range 50 - 130		Recovery = 1028.29%#		

Target Compounds					Qvalue
2) trans-Decalin	16.30	138	251917	4602.07 ng/mL	100
3) cis-Decalin	17.53	138	194447	4617.48 ng/mL	100
8) Naphthalene	19.73	128	2221710	8091.07 ng/mL#	100
14) 2-Methylnaphthalene	22.43	142	1573104	8681.14 ng/mL#	100
15) 1-Methylnaphthalene	22.85	142	1550021	8708.08 ng/mL#	100
16) Benzothiophene	19.95	134	1758352	8186.57 ng/mL	100
21) Biphenyl	24.31	154	1927370	8408.24 ng/mL#	100
22) 2,6-Dimethylnaphthalene	24.92	156	1444714	9196.61 ng/mL#	100
23) Dibenzofuran	27.40	168	2140205	8680.54 ng/mL	97
24) Acenaphthylene	26.01	152	2370980m	9270.40 ng/mL	
25) Acenaphthene	26.75	153	1507135	8834.04 ng/mL	99
26) 2,3,5-Trimethylnaphthalene	28.31	170	1342838	9640.87 ng/mL	97
27) Fluorene	28.77	166	1790996	9307.04 ng/mL	94
31) Dibenzothiophene	32.09	184	2325044	8757.53 ng/mL	98
40) Phenanthrene	32.59	178	2459785	8994.36 ng/mL	100
51) Retene	39.58	234	525673	11567.55 ng/mL	90
52) Anthracene	32.76	178	1939691m	8574.57 ng/mL	
53) Carbazole	33.44	167	2371415	10344.18 ng/mL	99
54) 1-Methylphenanthrene	35.09	192	1911826m	9787.73 ng/mL	
55) Fluoranthene	37.37	202	2763607m	9719.53 ng/mL	
56) Benzo(b)fluorene	39.89	216	1819388	11081.61 ng/mL	97
58) Pyrene	38.25	202	2845359	9768.42 ng/mL#	89
63) Naphthobenzothiophene	42.10	234	2666403	9944.94 ng/ml	95
64) Naphthobenzothiophene-2,1-	42.10	234	2666403	9944.94 ng/mL	95
72) Benz[a]anthracene	43.03	228	2597716	10031.06 ng/mL	98
73) Chrysene	43.20	228	2613026	9425.38 ng/mL	98
74) Chrysene/Triphenylene	43.20	228	2613879	9431.70 ng/mL	98
81) Benzo[b]fluoranthene	47.09	252	2754598	9989.03 ng/mL	93
82) Benzo[k]fluoranthene	47.18	252	2901266	9898.17 ng/mL	92
84) Benzo[e]pyrene	48.08	252	2684525	9651.62 ng/mL	91
85) Benzo[a]pyrene	48.27	252	2442762m	10404.32 ng/mL	
86) Perylene	48.58	252	2629691m	10649.96 ng/mL	
87) Indeno[1,2,3-cd]pyrene	53.06	276	2783519m	11020.18 ng/mL	
88) Dibenz[a,h]anthracene	53.12	278	2713773	11116.54 ng/mL#	93
89) Benzo[g,h,i]perylene	54.35	276	2844161	10086.01 ng/mL	98
90) 17a(H),21B(H)-hopane - C30	52.17	191	858014	8104.40 ng/mL#	76
91) Hopane (T19)	52.17	191	858014	8064.57 ng/mL#	76

(#) = qualifier out of range (m) = manual integration (+) = signals summed

Quantitation Report (QT Reviewed)

Data Path : O:\FORENSICS\DATA\PAH1\JAN08\JAN07\
Data File : A18984.D
Acq On : 8 Jan 2008 7:43 am
Operator : ac
Sample : I1010706
Misc : 16
ALS Vial : 9 Sample Multiplier: 1

Quant Time: Jan 08 07:31:00 2008
Quant Method : O:\FORENSICS\METHODS\PAH1\JAN08\PAH10107.M
Quant Title : Decalins & Alkylated PAH's
QLast Update : Tue Jan 08 09:14:37 2008
Response via : Initial Calibration

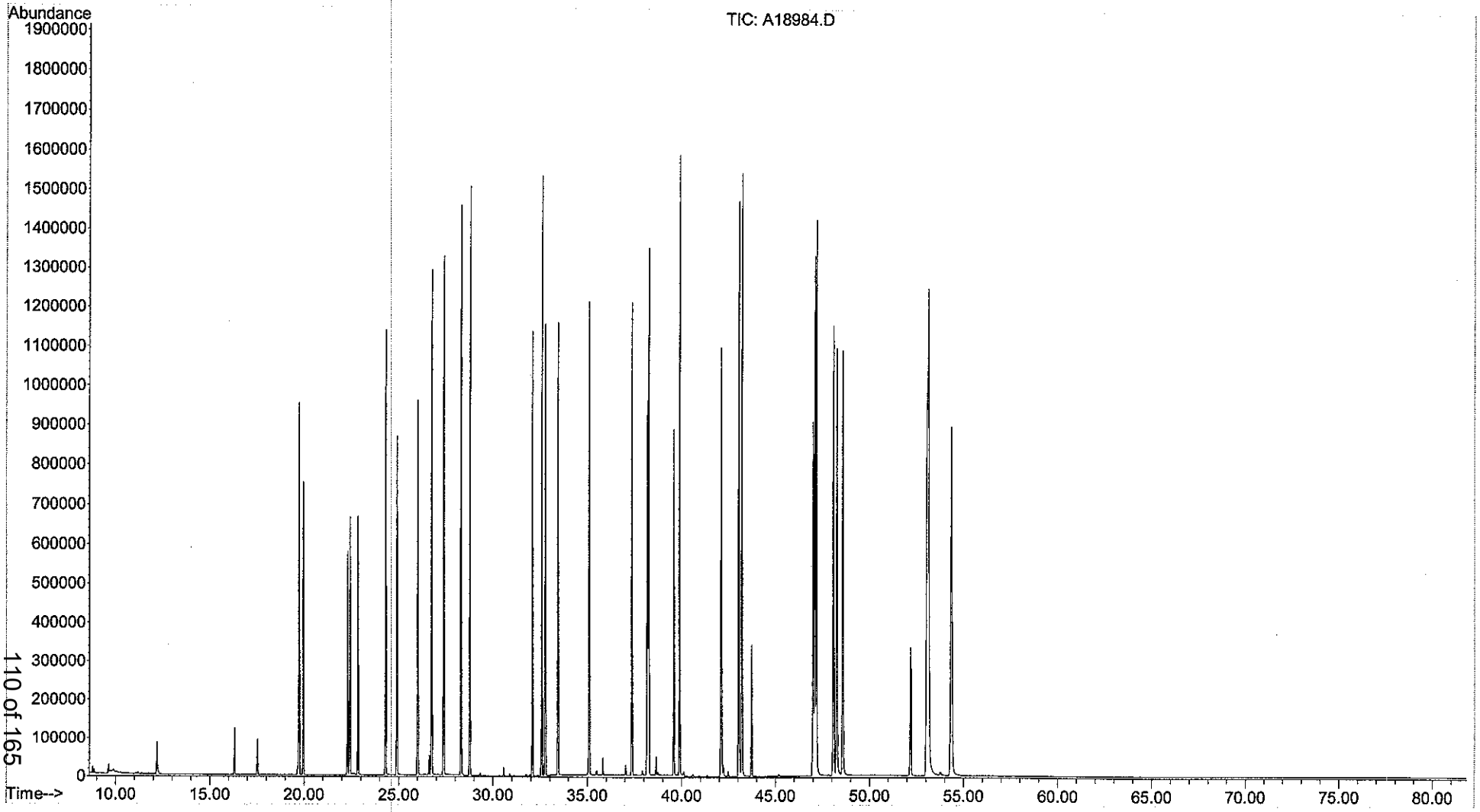

Evaluate Continuing Calibration Report

Data Path : O:\FORENSICS\DATA\PAH1\JAN08\JAN07\
Data File : A18988.D
Acq On : 8 Jan 2008 11:54 am
Operator : ac
Sample : Q1010701
Misc : ICC
ALS Vial : 11 Sample Multiplier: 1

Quant Time: Jan 08 16:27:00 2008
Quant Method : O:\FORENSICS\METHODS\PAH1\JAN08\PAH10107.M
Quant Title : Decalins & Alkylated PAH's
QLast Update : Tue Jan 08 11:26:58 2008
Response via : Initial Calibration

1/16/08 AC

Min. RRF : 0.050 Min. Rel. Area : 10% Max. R.T. Dev 0.50min
Max. RRF Dev : 30% Max. Rel. Area : 200%

		Compound	AvgRF	CCRF	%Dev	Area%	Dev(min)
1	i	Acenaphthene-d10	1.000	1.000	0.0	93	0.00
2	A1	trans-Decalin	0.448	0.000#	100.0#	0#	-16.30#
3	t	cis-Decalin	0.337	0.000#	100.0#	0#	-17.53#
4	A2	C1-Decalins	0.448	0.000#	100.0#	0#	-17.79#
5	A2	C2-Decalins	0.448	0.000#	100.0#	0#	-19.57#
6	A2	C3-Decalins	0.448	0.000#	100.0#	0#	-22.03#
7	A2	C4-Decalins	0.448	0.000#	100.0#	0#	-25.43#
8	A1	Naphthalene	2.181	2.300	-5.5	94	-0.01
9	A2	C1-Naphthalenes	2.181	0.000#	100.0#	0#	-22.43#
10	A2	C2-Naphthalenes	2.181	0.000#	100.0#	0#	-25.27#
11	A2	C3-Naphthalenes	2.181	0.000#	100.0#	0#	-27.61#
12	A2	C4-Naphthalenes	2.181	0.000#	100.0#	0#	-30.37#
13	s	2-Methylnaphthalene-d10	1.233	1.226	0.6	87	0.00
14	t	2-Methylnaphthalene	1.445	1.506	-4.2	94	0.00
15	t	1-Methylnaphthalene	1.425	1.482	-4.0	94	0.00
16	A1	Benzothiophene	1.683	0.000#	100.0#	0#	-19.94#
17	A2	C1-Benzo(b)thiophenes	1.683	0.000#	100.0#	0#	-21.99#
18	A2	C2-Benzo(b)thiophenes	1.683	0.000#	100.0#	0#	-25.47#
19	A2	C3-Benzo(b)thiophenes	1.683	0.000#	100.0#	0#	-27.45#
20	A2	C4-Benzo(b)thiophenes	1.683	0.000#	100.0#	0#	-29.55#
21	t	Biphenyl	1.819	1.849	-1.6	92	0.00
22	t	2,6-Dimethylnaphthalene	1.254	1.283	-2.3	93	0.00
23	t	Dibenzofuran	1.950	1.977	-1.4	91	0.00
24	t	Acenaphthylene	2.020	2.070	-2.5	92	0.00
25	t	Acenaphthene	1.360	1.423	-4.6	94	0.00
26	t	2,3,5-Trimethylnaphthalene	1.116	1.129	-1.2	92	0.00
27	A1	Fluorene	1.531	1.629	-6.4	95	0.00
28	A2	C1-Fluorenes	1.531	0.000#	100.0#	0#	-31.14#
29	A2	C2-Fluorenes	1.531	0.000#	100.0#	0#	-33.33#
30	A2	C3-Fluorenes	1.531	0.000#	100.0#	0#	-35.16#
31	A1	Dibenzothiophene	2.066	0.000#	100.0#	0#	-32.08#
32	A2	4-Methyldibenzothiophene(4M	2.066	0.000#	100.0#	0#	-33.86#
33	A2	2/3-Methyldibenzothiophene(	2.066	0.000#	100.0#	0#	-34.21#
34	A2	1-Methyldibenzothiophene(1M	2.066	0.000#	100.0#	0#	-34.63#
35	A2	OTP	2.066	0.000#	100.0#	0#	-34.31#
36	A2	C1-Dibenzothiophenes	2.066	0.000#	100.0#	0#	-33.86#
37	A2	C2-Dibenzothiophenes	2.066	0.000#	100.0#	0#	-35.55#
38	A2	C3-Dibenzothiophenes	2.066	0.000#	100.0#	0#	-37.35#
39	A2	C4-Dibenzothiophenes	2.066	0.000#	100.0#	0#	-38.26#
40	A1	Phenanthrene	2.161	2.318	-7.3	95	0.00
41	A2	3-Methylphenanthrene(3MP)	2.161	0.000#	100.0#	0#	-34.54#
42	A2	2/4-Methylphenanthrene(2MP)	2.161	0.000#	100.0#	0#	-34.65#
43	A2	2-Methylanthracene(2MA)	2.161	0.000#	100.0#	0#	-34.81#
44	A2	9-Methylphenanthrene(9MP)	2.161	0.000#	100.0#	0#	-35.00#
45	A2	1-Methylphenanthrene(1MP)	2.161	0.000#	100.0#	0#	-35.10#
46	A2	C1-Phenanthrenes/Anthracene	2.161	0.000#	100.0#	0#	-35.00#
47	A2	C2-Phenanthrenes/Anthracene	2.161	0.000#	100.0#	0#	-36.82#
48	A2	5AA IS BKGD	2.161	0.000#	100.0#	0#	-36.59#
49	A2	C3-Phenanthrenes/Anthracene	2.161	0.000#	100.0#	0#	-38.67#
50	A2	C4-Phenanthrenes/Anthracene	2.161	0.000#	100.0#	0#	-40.83#
51	t	Retene	0.360	0.000#	100.0#	0#	-39.57#
52	t	Anthracene	1.810	1.911	-5.6	86	-0.01

Evaluate Continuing Calibration Report

Data Path : O:\FORENSICS\DATA\PAH1\JAN08\JAN07\
Data File : A18988.D
Acq On : 8 Jan 2008 11:54 am
Operator : ac
Sample : Q1010701
Misc : ICC
ALS Vial : 11 Sample Multiplier: 1

Quant Time: Jan 08 16:27:00 2008
Quant Method : O:\FORENSICS\METHODS\PAH1\JAN08\PAH10107.M
Quant Title : Decalins & Alkylated PAH's
QLast Update : Tue Jan 08 11:26:58 2008
Response via : Initial Calibration

Min. RRF : 0.050 Min. Rel. Area : 10% Max. R.T. Dev 0.50min
Max. RRF Dev : 30% Max. Rel. Area : 200%

		Compound	AvgRF	CCRF	%Dev	Area%	Dev(min)
53	t	Carbazole	1.816	0.000#	100.0#	0#	-33.43#
54	t	1-Methylphenanthrene	1.543	1.582	-2.5	91	0.00
55	A1	Fluoranthene	2.216	2.203	0.6	86	0.00
56	t	Benzo(b)fluorene	1.296	0.000#	100.0#	0#	-39.87#
57	s	Pyrene-d10	1.470	1.597	-8.6	103	0.00
58	A1	Pyrene	2.287	2.418	-5.7	91	0.00
59	A2	C1-Fluoranthenes/Pyrenes	2.287	0.000#	100.0#	0#	-39.63#
60	A2	C2-Fluoranthenes/Pyrenes	2.287	0.000#	100.0#	0#	-41.44#
61	A2	C3-Fluoranthenes/Pyrenes	2.287	0.000#	100.0#	0#	-43.46#
62	A2	C4-Fluoranthenes/Pyrenes	2.287	0.000#	100.0#	0#	-44.82#
63	A1	Naphthobenzothiophene	2.093	0.000#	100.0#	0#	-42.09#
64	A2	Naphthobenzothiophene-2,1-D	2.093	0.000#	100.0#	0#	-42.09#
65	A2	Naphthobenzothiophene-1,2-D	2.093	0.000#	100.0#	0#	-42.43#
66	A2	Naphthobenzothiophene-2,3-D	2.093	0.000#	100.0#	0#	-42.73#
67	A2	C1-Naphthobenzothiophenes	2.093	0.000#	100.0#	0#	-43.50#
68	A2	C2-Naphthobenzothiophenes	2.093	0.000#	100.0#	0#	-45.50#
69	A2	C3-Naphthobenzothiophenes	2.093	0.000#	100.0#	0#	-47.10#
70	A2	C4-Naphthobenzothiophenes	2.093	0.000#	100.0#	0#	-48.18#
71	i	Chrysene-d12	1.000	1.000	0.0	88	0.00
72	t	Benz[a]anthracene	1.308	1.393	-6.5	89	0.00
73	A1	Chrysene	1.427	1.516	-6.2	90	0.00
74	A2	Chrysene/Triphenylene	1.427	1.516	-6.2	90	0.00
75	A2	C1-Chrysenes	1.427	0.000#	100.0#	0#	-44.66#
76	A2	C2-Chrysenes	1.427	0.000#	100.0#	0#	-46.74#
77	A2	BBF-d12 Surr BKGD	1.427	0.000#	100.0#	0#	-46.99#
78	A2	C3-Chrysenes	1.427	0.000#	100.0#	0#	-49.43#
79	A2	C4-Chrysenes	1.427	0.000#	100.0#	0#	-49.04#
80	s	Benzo[b]fluoranthene-d12	1.077	1.049	2.6	86	0.00
81	t	Benzo[b]fluoranthene	1.412	1.492	-5.7	89	0.00
82	A1	Benzo[k]fluoranthene	1.506	1.605	-6.6	90	0.00
83	A2	Benzo[a]fluoranthene	1.506	0.000#	100.0#	0#	-47.44#
84	t	Benzo[e]pyrene	1.431	1.404	1.9	85	0.00
85	t	Benzo[a]pyrene	1.208	1.246	-3.1	87	0.00
86	t	Perylene	1.278	1.303	-2.0	85	0.00
87	t	Indeno[1,2,3-cd]pyrene	1.234	1.108	10.2	82	0.00
88	t	Dibenz[a,h]anthracene	1.249	1.274	-2.0	87	0.00
89	t	Benzo[g,h,i]perylene	1.450	1.430	1.4	88	0.00
90	A1	17a(H),21B(H)-hopane - C30H	0.540	0.000#	100.0#	0#	-52.16#
91	A2	Hopane (T19)	0.540	0.000#	100.0#	0#	-52.16#
92	A2	C23 Tricyclic Terpane (T4)	0.540	0.000#	100.0#	0#	-40.74#
93	A2	C24 Tricyclic Terpane (T5)	0.540	0.000#	100.0#	0#	-41.47#
94	A2	C25 Tricyclic Terpane (T6)	0.540	0.000#	100.0#	0#	-42.95#
95	A2	C24 Tetracyclic Terpane (T6	0.540	0.000#	100.0#	0#	-44.28#
96	A2	C26 Tricyclic Terpane-22S (	0.540	0.000#	100.0#	0#	-44.02#
97	A2	C26 Tricyclic Terpane-22R (	0.540	0.000#	100.0#	0#	-44.12#
98	A2	C28 Tricyclic Terpane-22S (	0.540	0.000#	100.0#	0#	-46.41#
99	A2	C28 Tricyclic Terpane-22R (	0.540	0.000#	100.0#	0#	-46.57#
.00	A2	C29 Tricyclic Terpane-22S (	0.540	0.000#	100.0#	0#	-47.09#
.01	A2	C29 Tricyclic Terpane-22R (	0.540	0.000#	100.0#	0#	-47.29#
.02	A2	18a-22,29,30-Trisnorneohopa	0.540	0.000#	100.0#	0#	-48.40#
.03	A2	C30 Tricyclic Terpane-22S	0.540	0.000#	100.0#	0#	-48.50#

Evaluate Continuing Calibration Report

Data Path : O:\FORENSICS\DATA\PAH1\JAN08\JAN07\
Data File : A18988.D
Acq On : 8 Jan 2008 11:54 am
Operator : ac
Sample : Q1010701
Misc : ICC
ALS Vial : 11 Sample Multiplier: 1

Quant Time: Jan 08 16:27:00 2008
Quant Method : O:\FORENSICS\METHODS\PAH1\JAN08\PAH10107.M
Quant Title : Decalins & Alkylated PAH's
QLast Update : Tue Jan 08 11:26:58 2008
Response via : Initial Calibration

Min. RRF : 0.050 Min. Rel. Area : 10% Max. R.T. Dev 0.50min
Max. RRF Dev : 30% Max. Rel. Area : 200%

		Compound	AvgRF	CCRF	%Dev	Area%	Dev(min)
.04	A2	C30 Tricyclic Terpane-22R	0.540	0.000#	100.0#	0#	-48.75#
.05	A2	17a(H)-22,29,30-Trisnorhopa	0.540	0.000#	100.0#	0#	-48.95#
.06	A2	17a/b,21b/a 28,30-Bisnorhop	0.540	0.000#	100.0#	0#	-50.14#
.07	A2	17a(H),21b(H)-25-Norhopane	0.540	0.000#	100.0#	0#	-49.94#
.08	A2	30-Norhopane (T15)	0.540	0.000#	100.0#	0#	-50.81#
.09	A2	18a(H)-30-Norneohopane-C29T	0.540	0.000#	100.0#	0#	-50.91#
.10	A2	17a(H)-Diahopane (X)	0.540	0.000#	100.0#	0#	-51.03#
.11	A2	30-Normoretane (T17)	0.540	0.000#	100.0#	0#	-51.59#
.12	A2	18a(H)&18b(H)-Oleananes (T1	0.540	0.000#	100.0#	0#	-51.98#
.13	A2	Moretane (T20)	0.540	0.000#	100.0#	0#	-52.85#
.14	A2	30-Homohopane-22S (T21)	0.540	0.000#	100.0#	0#	-53.95#
.15	A2	30-Homohopane-22R (T22)	0.540	0.000#	100.0#	0#	-54.19#
.16	A2	30,31-Bishomohopane-22S (T2	0.540	0.000#	100.0#	0#	-55.51#
.17	A2	30,31-Bishomohopane-22R (T2	0.540	0.000#	100.0#	0#	-55.90#
.18	A2	30,31-Trishomohopane-22S (T	0.540	0.000#	100.0#	0#	-57.65#
.19	A2	30,31-Trishomohopane-22R (T	0.540	0.000#	100.0#	0#	-58.27#
.20	A2	Tetrakishomohopane-22S (T32	0.540	0.000#	100.0#	0#	-60.28#
.21	A2	Tetrakishomohopane-22R (T33	0.540	0.000#	100.0#	0#	-61.18#
.22	A2	Pentakishomohopane-22S (T34	0.540	0.000#	100.0#	0#	-63.42#
.23	A2	Pentakishomohopane-22R (T35	0.540	0.000#	100.0#	0#	-64.72#
.24	SA1	5B(H)Cholane - Surr	0.232	0.222	4.3	83	0.00
.25	A2	13b(H),17a(H)-20S-Diacholes	0.232	0.000#	100.0#	0#	-45.23#
.26	A2	13b(H),17a(H)-20R-Diacholes	0.232	0.000#	100.0#	0#	-45.67#
.27	A2	13b,17a-20S-Methyldiacholes	0.232	0.000#	100.0#	0#	-46.36#
.28	A2	14a(H),17a(H)-20S-Cholestan	0.232	0.000#	100.0#	0#	-47.23#
.29	A2	14a(H),17a(H)-20R-Cholestan	0.232	0.000#	100.0#	0#	-47.75#
.30	A2	13b,17a-20R-Ethyldiacholest	0.232	0.000#	100.0#	0#	-48.02#
.31	A2	13a,17b-20S-Ethyldiacholest	0.232	0.000#	100.0#	0#	-48.29#
.32	A2	14a,17a-20S-Methylcholestan	0.232	0.000#	100.0#	0#	-48.44#
.33	A2	14a,17a-20R-Methylcholestan	0.232	0.000#	100.0#	0#	-49.16#
.34	A2	14a(H),17a(H)-20S-Ethylchol	0.232	0.000#	100.0#	0#	-49.51#
.35	A2	14a(H),17a(H)-20R-Ethylchol	0.232	0.000#	100.0#	0#	-50.41#
.36	A2	14b(H),17b(H)-20R-Cholestan	0.232	0.000#	100.0#	0#	-47.31#
.37	A2	14b(H),17b(H)-20S-Cholestan	0.232	0.000#	100.0#	0#	-47.40#
.38	A2	14b,17b-20R-Methylcholestan	0.232	0.000#	100.0#	0#	-48.61#
.39	A2	14b,17b-20S-Methylcholestan	0.232	0.000#	100.0#	0#	-48.69#
.40	A2	14b(H),17b(H)-20R-Ethylchol	0.232	0.000#	100.0#	0#	-49.75#
.41	A2	14b(H),17b(H)-20S-Ethylchol	0.232	0.000#	100.0#	0#	-49.79#
.42	A2	C26,20R- +C27,20S- triaroma	0.232	0.000#	100.0#	0#	-49.47#
.43	A2	C28,20S-triaromatic steroid	0.232	0.000#	100.0#	0#	-50.34#
.44	A2	C27,20R-triaromatic steroid	0.232	0.000#	100.0#	0#	-50.78#
.45	A2	C28,20R-triaromatic steroid	0.232	0.000#	100.0#	0#	-51.98#

(#) = Out of Range SPCC's out = 0 CCC's out = 0

Quantitation Report (QT Reviewed)

Data Path : O:\FORENSICS\DATA\PAH1\JAN08\JAN07\
Data File : A18988.D
Acq On : 8 Jan 2008 11:54 am
Operator : ac
Sample : Q1010701
Misc : ICC
ALS Vial : 11 Sample Multiplier: 1

1/16/08 for AC 20ms

Quant Time: Jan 08 16:27:00 2008
Quant Method : O:\FORENSICS\METHODS\PAH1\JAN08\PAH10107.M
Quant Title : Decalins & Alkylated PAH's
QLast Update : Tue Jan 08 11:26:58 2008
Response via : Initial Calibration

Internal Standards	R.T.	QIon	Response	Conc Units	Dev(Min)
1) Acenaphthene-d10	26.62	164	44208	500.00 ng/mL	0.00
71) Chrysene-d12	43.08	240	61762	500.00 ng/mL	-0.01
System Monitoring Compounds					
13) 2-Methylnaphthalene-d10	22.29	152	54211	497.35 ng/mL	-0.01
Spiked Amount 1000.000	Range 50 - 130		Recovery = 49.73%#		
57) Pyrene-d10	38.16	212	70616	543.46 ng/mL	-0.02
Spiked Amount 1000.000	Range 50 - 130		Recovery = 54.35%		
80) Benzo[b]fluoranthene-d12	46.98	264	64807	487.29 ng/mL	-0.02
Spiked Amount 1000.000	Range 50 - 130		Recovery = 48.73%#		
124) 5B(H)Cholane - Surr	43.71	217	13706	478.36 ng/ml	-0.01
Spiked Amount 1000.000	Range 50 - 130		Recovery = 47.84%#		

Target Compounds					Qvalue
8) Naphthalene	19.72	128	101679	527.40 ng/mL#	100
14) 2-Methylnaphthalene	22.42	142	66557	520.94 ng/mL#	100
15) 1-Methylnaphthalene	22.84	142	65498	519.83 ng/mL#	100
21) Biphenyl	24.30	154	81745	508.23 ng/mL#	100
22) 2,6-Dimethylnaphthalene	24.91	156	56740	511.62 ng/mL#	100
23) Dibenzofuran	27.38	168	87406	506.88 ng/mL	96
24) Acenaphthylene	26.01	152	91514	512.28 ng/mL#	100
25) Acenaphthene	26.74	153	62893	523.16 ng/mL	99
26) 2,3,5-Trimethylnaphthalene	28.30	170	49893	505.64 ng/mL	98
27) Fluorene	28.76	166	72031	532.17 ng/mL	95
40) Phenanthrene	32.57	178	102477	536.23 ng/mL	97
52) Anthracene	32.75	178	84492	527.89 ng/mL	97
54) 1-Methylphenanthrene	35.08	192	69939	512.79 ng/mL	97
55) Fluoranthene	37.34	202	97401	497.11 ng/mL#	93
58) Pyrene	38.23	202	106881	528.46 ng/mL#	93
72) Benz[a]anthracene	43.01	228	86057	532.48 ng/mL	99
73) Chrysene	43.18	228	93613	531.03 ng/mL	99
74) Chrysene/Triphenylene	43.18	228	93634	531.15 ng/mL	99
81) Benzo[b]fluoranthene	47.07	252	92121	528.19 ng/mL#	89
82) Benzo[k]fluoranthene	47.14	252	99147	532.81 ng/mL#	86
84) Benzo[e]pyrene	48.06	252	86693	490.30 ng/mL#	88
85) Benzo[a]pyrene	48.24	252	76929	515.56 ng/mL#	81
86) Perylene	48.55	252	80473	509.94 ng/mL#	76
87) Indeno[1,2,3-cd]pyrene	53.00	276	68405m	448.67 ng/mL	
88) Dibenz[a,h]anthracene	53.07	278	78661	510.04 ng/mL	96
89) Benzo[g,h,i]perylene	54.28	276	88322	493.23 ng/mL	98

(#) = qualifier out of range (m) = manual integration (+) = signals summed

Quantitation Report (QT Reviewed)

Data Path : O:\FORENSICS\DATA\PAH1\JAN08\JAN07\
Data File : A18988.D
Acq On : 8 Jan 2008 11:54 am
Operator : ac
Sample : Q1010701
Misc : ICC
ALS Vial : 11 Sample Multiplier: 1

Quant Time: Jan 08 16:27:00 2008
Quant Method : O:\FORENSICS\METHODS\PAH1\JAN08\PAH10107.M
Quant Title : Decalins & Alkylated PAH's
QLast Update : Tue Jan 08 11:26:58 2008
Response via : Initial Calibration

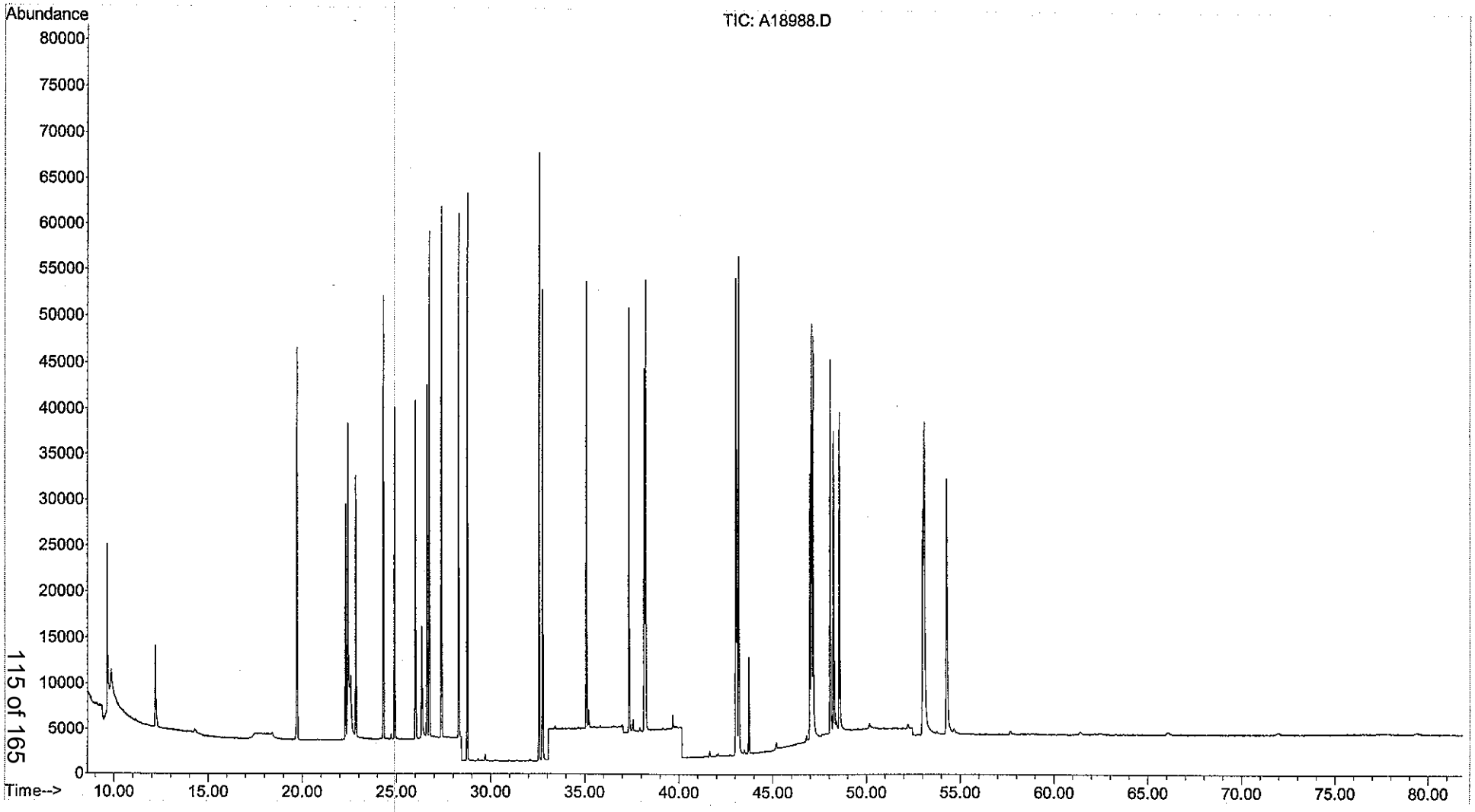

Injection Log

Directory: o:\FORENSICS\Data\PAH2\2008\FEB 2008\FEB01

Line	Vial	FileName	Multiplier	SampleName	Misc Info	Injected
1	1	A28355.d	0.	test	sim scan 0.01ug/ml	1 Feb 2008 12:04
2	2	A28356.d	0.	C2020101	cc	1 Feb 2008 13:54
3	3	A28357.d	0.	dcm	dcm	1 Feb 2008 15:35
4	4	A28358.d	0.	dcm	dcm	1 Feb 2008 17:15
5	5	A28359.d	0.	i2020101 WHAE58	I1 10	1 Feb 2008 18:56
6	6	A28360.d	0.	i2020102 57	I2 25	1 Feb 2008 20:37
7	7	A28361.d	0.	i2020103 56	I3 100	1 Feb 2008 22:18
8	8	A28362.d	0.	i2020104 WHAE16	I4 500	1 Feb 2008 23:59
9	9	A28363.d	0.	i2020105 WAAE53	I5 5000	2 Feb 2008 01:39
10	10	A28364.d	0.	i2020106 52	I6 10000	2 Feb 2008 03:20
11	11	A28365.d	0.	ans2020101 WHAE49	ans	2 Feb 2008 05:00
12	12	A28366.d	0.	dcm	dcm	2 Feb 2008 06:40

~~PA~~ B1020201.M

2/4/08

5973

Mon Feb 04 09:42:50 2008 2/4/08 Instrument: PAH2
C:\MSDCHEM\1\5973N\PFTBA.U

Mass	69.00	Mass	219.00	Mass	502.00
Ab	1296178	Ab	563059	Ab	97904
Pw50	0.48	Pw50	0.47	Pw50	0.48

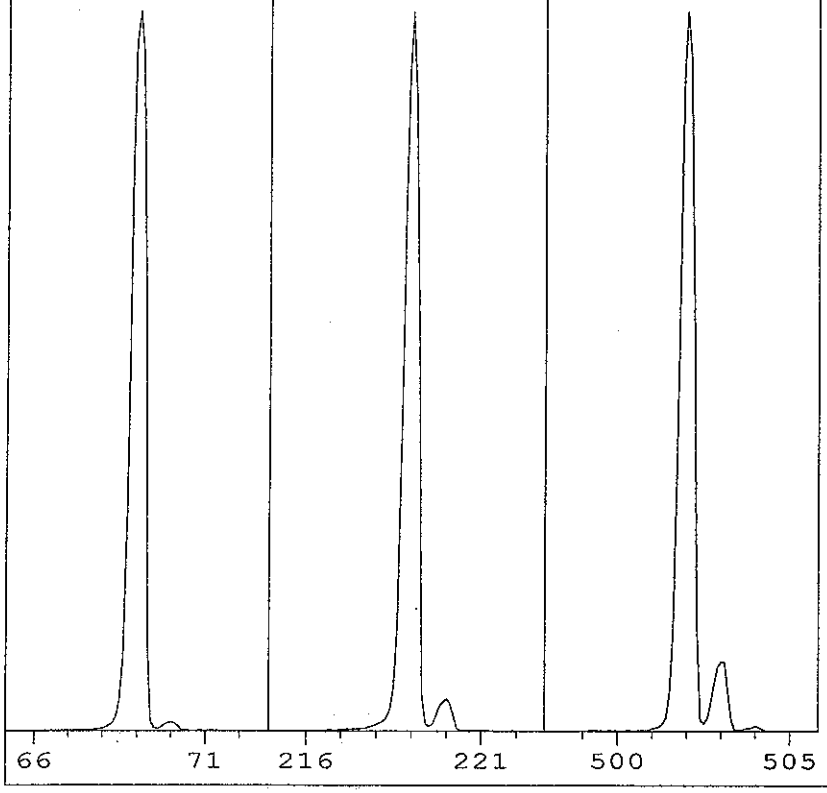

Ion Pol	POS	MassGain	117
		MassOffs	-12
Emission	34.6	AmuGain	2587
ElEnrgy	69.9	AmuOffs	137
Filament	2	Wid219	-0.038
		DC Pol	POS
Repeller	27.94		
IonFcus	82.6	HEDEnab	ON
EntLens	0.0	EMVolts	1894
EntOffs	VAR		
		Samples	8
PFTBA	OPEN	Averages	3
		Stepsize	0.10

Zones:

MS Source	230	Foreline	56
MS Quad	150		

Scan: 10.00 - 700.00 Samples: 8 Thresh: 100 Step: 0.10
235 peaks Base: 69.00 Abundance: 882752

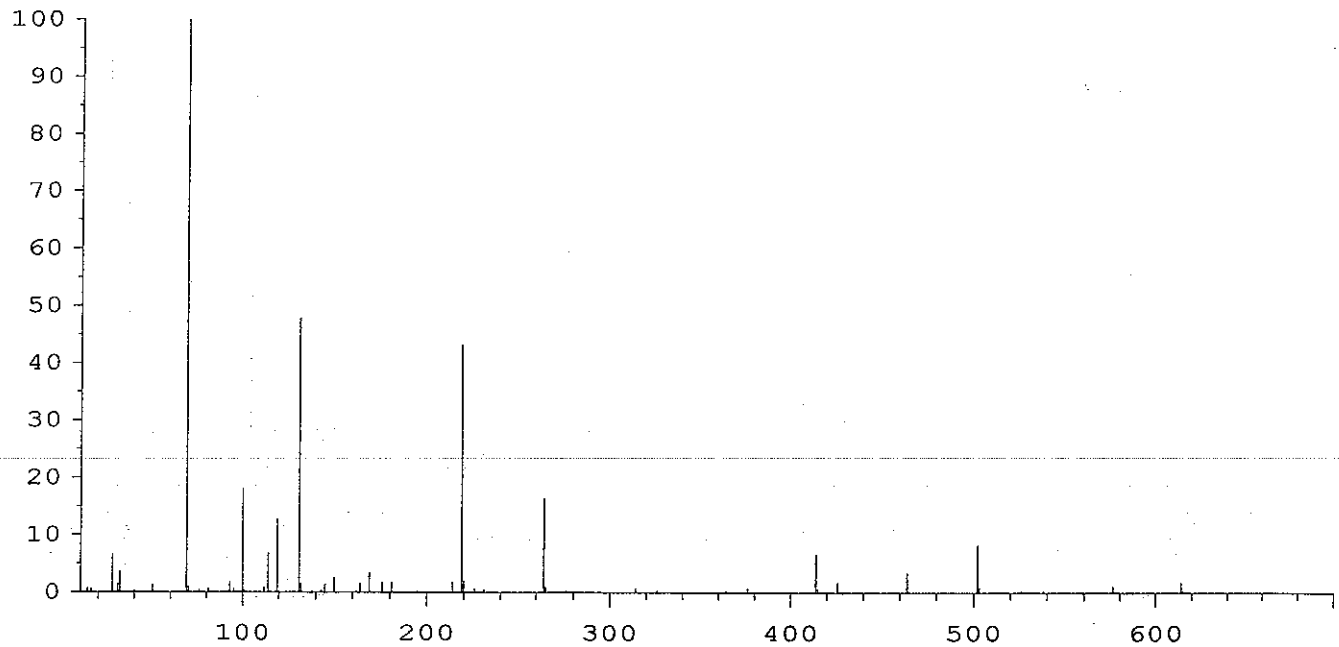

Mass	Abund	Rel Abund	Iso Mass	Iso Abund	Iso Ratio
69.00	882752	100.00	70.00	9656	1.09
219.00	382272	43.30	220.00	17840	4.67
502.00	73240	8.30	503.00	7631	10.42

TARGET MASS:	50	69	131	219	414	502
DYNAMIC ENT OFFSET:	14.3	14.6	13.1	13.6	15.8	19.1
TARGET ABUND(%):	1.0	100.0	45.0	50.0	7.0	8.0
ACTUAL TUNE ABUND(%):	1.3	100.0	47.8	43.3	6.6	8.1

Response Factor Report PAH2

Method Path : O:\FORENSICS\METHODS\PAH2\FEB08\
Method File : BIO20201.M
Title : Decalins & Alkylated PAH's
Last Update : Sat Feb 02 11:37:55 2008
Response Via : Initial Calibration

2/2/08

Calibration Files
10 =A28359.D 25 =A28360.D 100 =A28361.D
500 =A28362.D 5000=A28363.D 1e4 =A28364.D

		Compound	10	25	100	500	5000	1e4	Avg	%RSD
1)	i	Chrysene-d12				ISTD				
2)	A1	17a(H),21B(H)-hop	0.468	0.358	0.483	0.369	0.427	0.409	0.419	12.08
3)	A2	Hopane (T19)	0.468	0.358	0.483	0.369	0.427	0.409	0.419	12.08
4)	A2	C23 Tricyclic Ter	0.468	0.358	0.483	0.369	0.427	0.409	0.419	12.08
5)	A2	C24 Tricyclic Ter	0.468	0.358	0.483	0.369	0.427	0.409	0.419	12.08
6)	A2	C25 Tricyclic Ter	0.468	0.358	0.483	0.369	0.427	0.409	0.419	12.08
7)	A2	C24 Tetracyclic T	0.468	0.358	0.483	0.369	0.427	0.409	0.419	12.08
8)	A2	C26 Tricyclic Ter	0.468	0.358	0.483	0.369	0.427	0.409	0.419	12.08
9)	A2	C26 Tricyclic Ter	0.468	0.358	0.483	0.369	0.427	0.409	0.419	12.08
10)	A2	C28 Tricyclic Ter	0.468	0.358	0.483	0.369	0.427	0.409	0.419	12.08
11)	A2	C28 Tricyclic Ter	0.468	0.358	0.483	0.369	0.427	0.409	0.419	12.08
12)	A2	C29 Tricyclic Ter	0.468	0.358	0.483	0.369	0.427	0.409	0.419	12.08
13)	A2	C29 Tricyclic Ter	0.468	0.358	0.483	0.369	0.427	0.409	0.419	12.08
14)	A2	18a-22,29,30-Tris	0.468	0.358	0.483	0.369	0.427	0.409	0.419	12.08
15)	A2	C30 Tricyclic Ter	0.468	0.358	0.483	0.369	0.427	0.409	0.419	12.08
16)	A2	C30 Tricyclic Ter	0.468	0.358	0.483	0.369	0.427	0.409	0.419	12.08
17)	A2	17a(H)-22,29,30-T	0.468	0.358	0.483	0.369	0.427	0.409	0.419	12.08
18)	A2	17a/b,21b/a 28,30	0.468	0.358	0.483	0.369	0.427	0.409	0.419	12.08
19)	A2	17a(H),21b(H)-25-	0.468	0.358	0.483	0.369	0.427	0.409	0.419	12.08
20)	A2	30-Norhopane (T15	0.468	0.358	0.483	0.369	0.427	0.409	0.419	12.08
21)	A2	18a(H)-30-Norneoh	0.468	0.358	0.483	0.369	0.427	0.409	0.419	12.08
22)	A2	17a(H)-Diahopane	0.468	0.358	0.483	0.369	0.427	0.409	0.419	12.08
23)	A2	30-Normoretane (T	0.468	0.358	0.483	0.369	0.427	0.409	0.419	12.08
24)	A2	18a(H)&18b(H)-Ole	0.468	0.358	0.483	0.369	0.427	0.409	0.419	12.08
25)	A2	Moretane (T20)	0.468	0.358	0.483	0.369	0.427	0.409	0.419	12.08
26)	A2	30-Homohopane-22S	0.468	0.358	0.483	0.369	0.427	0.409	0.419	12.08
27)	A2	30-Homohopane-22R	0.468	0.358	0.483	0.369	0.427	0.409	0.419	12.08
28)	A2	30,31-Bishomohopa	0.468	0.358	0.483	0.369	0.427	0.409	0.419	12.08
29)	A2	30,31-Bishomohopa	0.468	0.358	0.483	0.369	0.427	0.409	0.419	12.08
30)	A2	30,31-Trishomohop	0.468	0.358	0.483	0.369	0.427	0.409	0.419	12.08
31)	A2	30,31-Trishomohop	0.468	0.358	0.483	0.369	0.427	0.409	0.419	12.08
32)	A2	Tetrakishomohopan	0.468	0.358	0.483	0.369	0.427	0.409	0.419	12.08
33)	A2	Tetrakishomohopan	0.468	0.358	0.483	0.369	0.427	0.409	0.419	12.08
34)	A2	Pentakishomohopan	0.468	0.358	0.483	0.369	0.427	0.409	0.419	12.08
35)	A2	Pentakishomohopan	0.468	0.358	0.483	0.369	0.427	0.409	0.419	12.08
36)	SA1	5B(H)Cholane - Su	0.182	0.166	0.181	0.202	0.225	0.224	0.197	12.33
37)	A2	13b(H),17a(H)-20S	0.182	0.166	0.181	0.202	0.225	0.224	0.197	12.33
38)	A2	13b(H),17a(H)-20R	0.182	0.166	0.181	0.202	0.225	0.224	0.197	12.33
39)	A2	13b,17a-20S-Methy	0.182	0.166	0.181	0.202	0.225	0.224	0.197	12.33
40)	A2	14a(H),17a(H)-20S	0.182	0.166	0.181	0.202	0.225	0.224	0.197	12.33
41)	A2	14a(H),17a(H)-20R	0.182	0.166	0.181	0.202	0.225	0.224	0.197	12.33
42)	A2	13b,17a-20R-Ethyl	0.182	0.166	0.181	0.202	0.225	0.224	0.197	12.33
43)	A2	13a,17b-20S-Ethyl	0.182	0.166	0.181	0.202	0.225	0.224	0.197	12.33
44)	A2	14a,17a-20S-Methy	0.182	0.166	0.181	0.202	0.225	0.224	0.197	12.33
45)	A2	14a,17a-20R-Methy	0.182	0.166	0.181	0.202	0.225	0.224	0.197	12.33
46)	A2	14a(H),17a(H)-20S	0.182	0.166	0.181	0.202	0.225	0.224	0.197	12.33
47)	A2	14a(H),17a(H)-20R	0.182	0.166	0.181	0.202	0.225	0.224	0.197	12.33
48)	A2	14b(H),17b(H)-20R	0.182	0.166	0.181	0.202	0.225	0.224	0.197	12.33
49)	A2	14b(H),17b(H)-20S	0.182	0.166	0.181	0.202	0.225	0.224	0.197	12.33
50)	A2	14b,17b-20R-Methy	0.182	0.166	0.181	0.202	0.225	0.224	0.197	12.33
51)	A2	14b,17b-20S-Methy	0.182	0.166	0.181	0.202	0.225	0.224	0.197	12.33
52)	A2	14b(H),17b(H)-20R	0.182	0.166	0.181	0.202	0.225	0.224	0.197	12.33
53)	A2	14b(H),17b(H)-20S	0.182	0.166	0.181	0.202	0.225	0.224	0.197	12.33
54)	A2	C26,20R- +C27,20S	0.182	0.166	0.181	0.202	0.225	0.224	0.197	12.33
55)	A2	C28,20S-triaromat	0.182	0.166	0.181	0.202	0.225	0.224	0.197	12.33
56)	A2	C27,20R-triaromat	0.182	0.166	0.181	0.202	0.225	0.224	0.197	12.33
57)	A2	C28,20R-triaromat	0.182	0.166	0.181	0.202	0.225	0.224	0.197	12.33

(#) = Out of Range

Quantitation Report (QT Reviewed)

Data Path : O:\FORENSICS\DATA\PAH2\2008\FEB 2008\FEB01\
Data File : A28359.D
Acq On : 1 Feb 2008 6:56 pm
Operator : AC
Sample : i2020101
Misc : l1
ALS Vial : 5 Sample Multiplier: 1

Quant Time: Feb 02 11:30:59 2008
Quant Method : O:\FORENSICS\METHODS\PAH2\FEB08\BIO20201.M
Quant Title : ~~Decalins~~ & Alkylated PAH's
QLast Update : Sat Feb 02 11:29:45 2008
Response via : Initial Calibration

Internal Standards	R.T.	QIon	Response	Conc	Units	Dev(Min)
1) Chrysene-d12	42.68	240	31313	500.00	ng/mL	0.00
System Monitoring Compounds						
36) 5B(H)Cholane - Surr	43.31	217	114m	9.01	ng/ml	-0.01
Spiked Amount 1000.000	Range 50 - 130		Recovery = 0.90%#			
Target Compounds						Qvalue
2) 17a(H),21B(H)-hopane - C30	51.53	191	293m	12.68	ng/mL	

(#) = qualifier out of range (m) = manual integration (+) = signals summed

Quantitation Report (QT Reviewed)

Data Path : O:\FORENSICS\DATA\PAH2\2008\FEB 2008\FEB01\
Data File : A28359.D
Acq On : 1 Feb 2008 6:56 pm
Operator : AC
Sample : i2020101
Misc : 11
ALS Vial : 5 Sample Multiplier: 1

Quant Time: Feb 02 11:30:59 2008
Quant Method : O:\FORENSICS\METHODS\PAH2\FEB08\BIO20201.M
Quant Title : Decalins & Alkylated PAH's
QLast Update : Sat Feb 02 11:29:45 2008
Response via : Initial Calibration

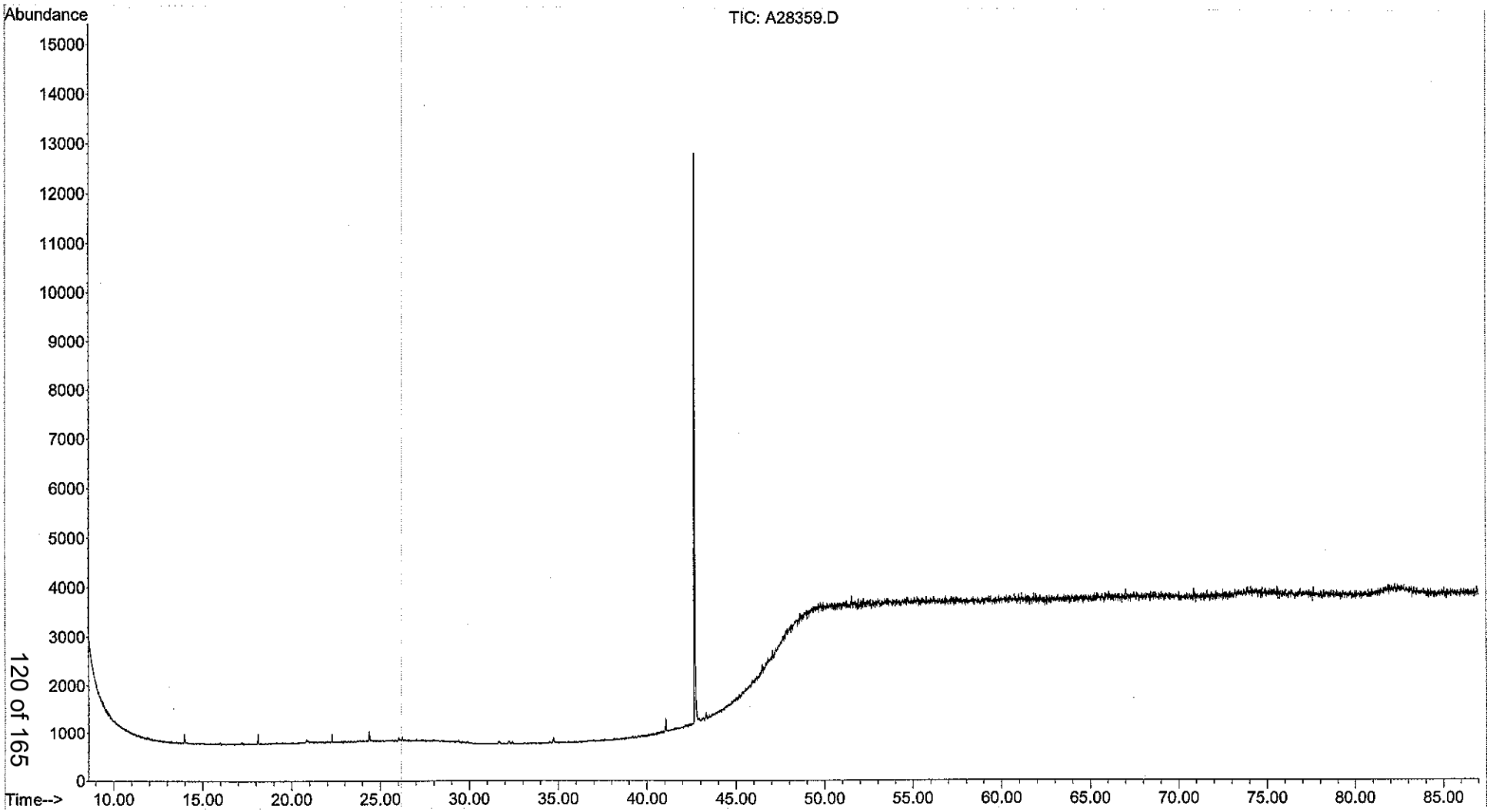

Quantitation Report (QT Reviewed)

Data Path : O:\FORENSICS\DATA\PAH2\2008\FEB 2008\FEB01\
Data File : A28360.D
Acq On : 1 Feb 2008 8:37 pm
Operator : AC
Sample : i2020102
Misc : 12
ALS Vial : 6 Sample Multiplier: 1

Quant Time: Feb 02 11:32:17 2008
Quant Method : O:\FORENSICS\METHODS\PAH2\FEB08\BIO20201.M
Quant Title : Decalins & Alkylated PAH's
QLast Update : Sat Feb 02 11:31:08 2008
Response via : Initial Calibration

Internal Standards	R.T.	QIon	Response	Conc	Units	Dev(Min)
1) Chrysene-d12	42.68	240	29512	500.00	ng/mL	0.00

System Monitoring Compounds

36) 5B(H)Cholane - Surr	43.31	217	245m	21.62	ng/ml	-0.01

Spiked Amount 1000.000 Range 50 - 130 Recovery = 2.16%#

Target Compounds						Qvalue
2) 17a(H),21B(H)-hopane - C30	51.52	191	529m	21.42	ng/mL	

(#) = qualifier out of range (m) = manual integration (+) = signals summed

Quantitation Report (QT Reviewed)

Data Path : O:\FORENSICS\DATA\PAH2\2008\FEB 2008\FEB01\
Data File : A28360.D
Acq On : 1 Feb 2008 8:37 pm
Operator : AC
Sample : i2020102
Misc : 12
ALS Vial : 6 Sample Multiplier: 1

Quant Time: Feb 02 11:32:17 2008
Quant Method : O:\FORENSICS\METHODS\PAH2\FEB08\BIO20201.M
Quant Title : Decalins & Alkylated PAH's
QLast Update : Sat Feb 02 11:31:08 2008
Response via : Initial Calibration

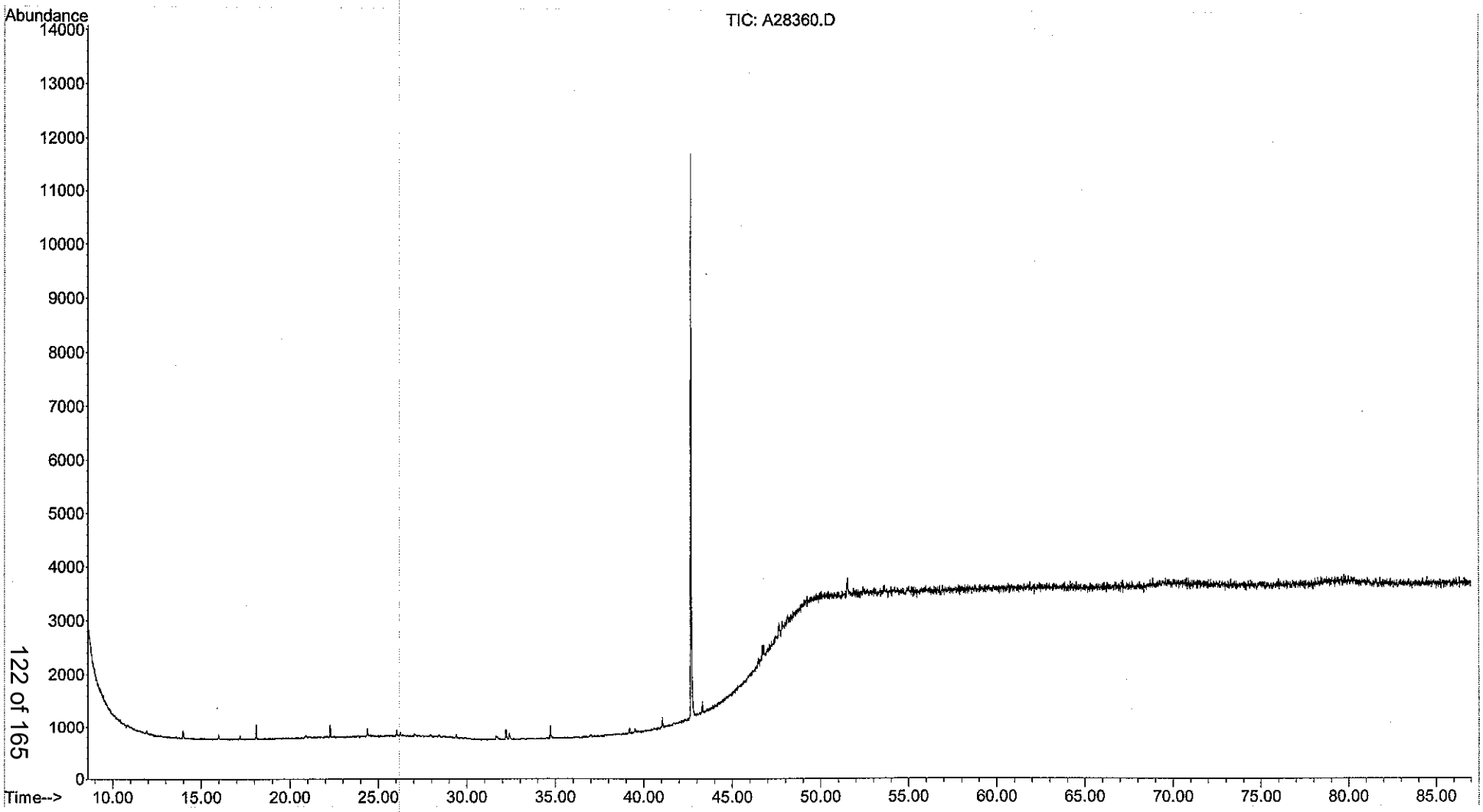

Quantitation Report (QT Reviewed)

Data Path : O:\FORENSICS\DATA\PAH2\2008\FEB 2008\FEB01\
Data File : A28361.D
Acq On : 1 Feb 2008 10:18 pm
Operator : AC
Sample : i2020103
Misc : 13
ALS Vial : 7 Sample Multiplier: 1

Quant Time: Feb 02 11:33:46 2008
Quant Method : O:\FORENSICS\METHODS\PAH2\FEB08\BIO20201.M
Quant Title : Decalins & Alkylated PAH's
QLast Update : Sat Feb 02 11:32:27 2008
Response via : Initial Calibration

Internal Standards	R.T.	QIon	Response	Conc	Units	Dev(Min)
1) Chrysene-d12	42.68	240	29883	500.00	ng/mL	0.00
System Monitoring Compounds						
36) 5B(H)Cholane - Surr	43.31	217	1081	98.64	ng/ml	-0.01
Spiked Amount 1000.000	Range 50 - 130		Recovery = 9.86%#			
Target Compounds						Qvalue
2) 17a(H),21B(H)-hopane - C30	51.53	191	2887	121.24	ng/mL	93

(#) = qualifier out of range (m) = manual integration (+) = signals summed

Quantitation Report (QT Reviewed)

Data Path : O:\FORENSICS\DATA\PAH2\2008\FEB 2008\FEB01\
Data File : A28361.D
Acq On : 1 Feb 2008 10:18 pm
Operator : AC
Sample : i2020103
Misc : 13
ALS Vial : 7 Sample Multiplier: 1

Quant Time: Feb 02 11:33:46 2008
Quant Method : O:\FORENSICS\METHODS\PAH2\FEB08\BIO20201.M
Quant Title : Decalins & Alkylated PAH's
QLast Update : Sat Feb 02 11:32:27 2008
Response via : Initial Calibration

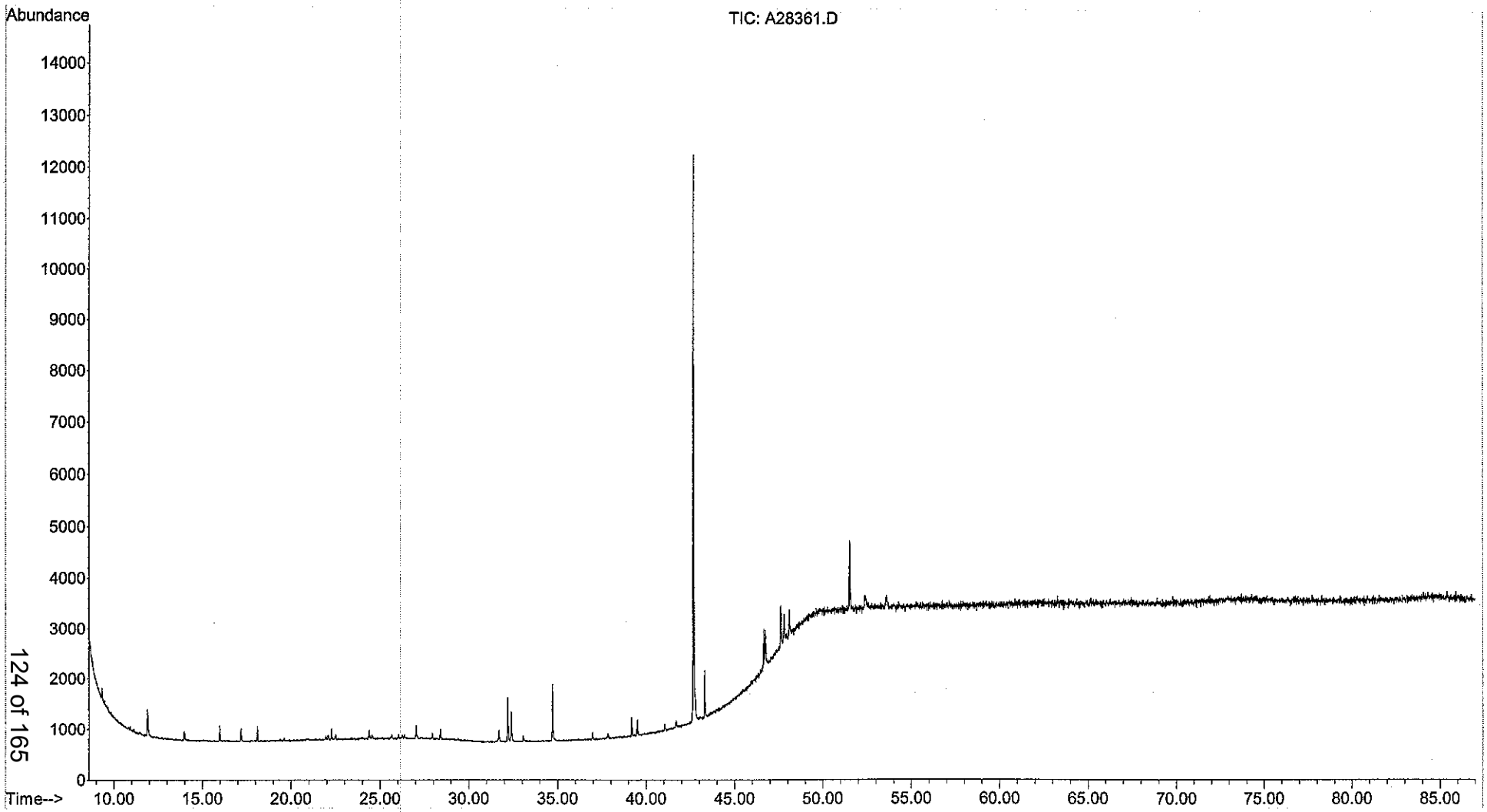

Quantitation Report (QT Reviewed)

Data Path : O:\FORENSICS\DATA\PAH2\2008\FEB 2008\FEB01\
Data File : A28362.D
Acq On : 1 Feb 2008 11:59 pm
Operator : AC
Sample : i2020104
Misc : 14
ALS Vial : 8 Sample Multiplier: 1

Quant Time: Feb 02 11:29:18 2008
Quant Method : O:\FORENSICS\METHODS\PAH2\FEB08\BIO20201.M
Quant Title : Decalins & Alkylated PAH's
QLast Update : Sat Feb 02 11:27:20 2008
Response via : Initial Calibration

Internal Standards	R.T.	QIon	Response	Conc Units	Dev(Min)
1) Chrysene-d12	42.68	240	34242	500.00 ng/mL	0.00
System Monitoring Compounds					
36) 5B(H)Cholane - Surr	43.31	217	6917	419.18 ng/ml	-0.01
Spiked Amount 1000.000	Range 50 - 130		Recovery = 41.92%#		
Target Compounds					Qvalue
2) 17a(H),21B(H)-hopane - C30	51.53	191	12633m	292.46 ng/mL	

(#) = qualifier out of range (m) = manual integration (+) = signals summed

Quantitation Report (QT Reviewed)

Data Path : O:\FORENSICS\DATA\PAH2\2008\FEB 2008\FEB01\
Data File : A28362.D
Acq On : 1 Feb 2008 11:59 pm
Operator : AC
Sample : i2020104
Misc : 14
ALS Vial : 8 Sample Multiplier: 1

Quant Time: Feb 02 11:29:18 2008
Quant Method : O:\FORENSICS\METHODS\PAH2\FEB08\BIO20201.M
Quant Title : Decalins & Alkylated PAH's
QLast Update : Sat Feb 02 11:27:20 2008
Response via : Initial Calibration

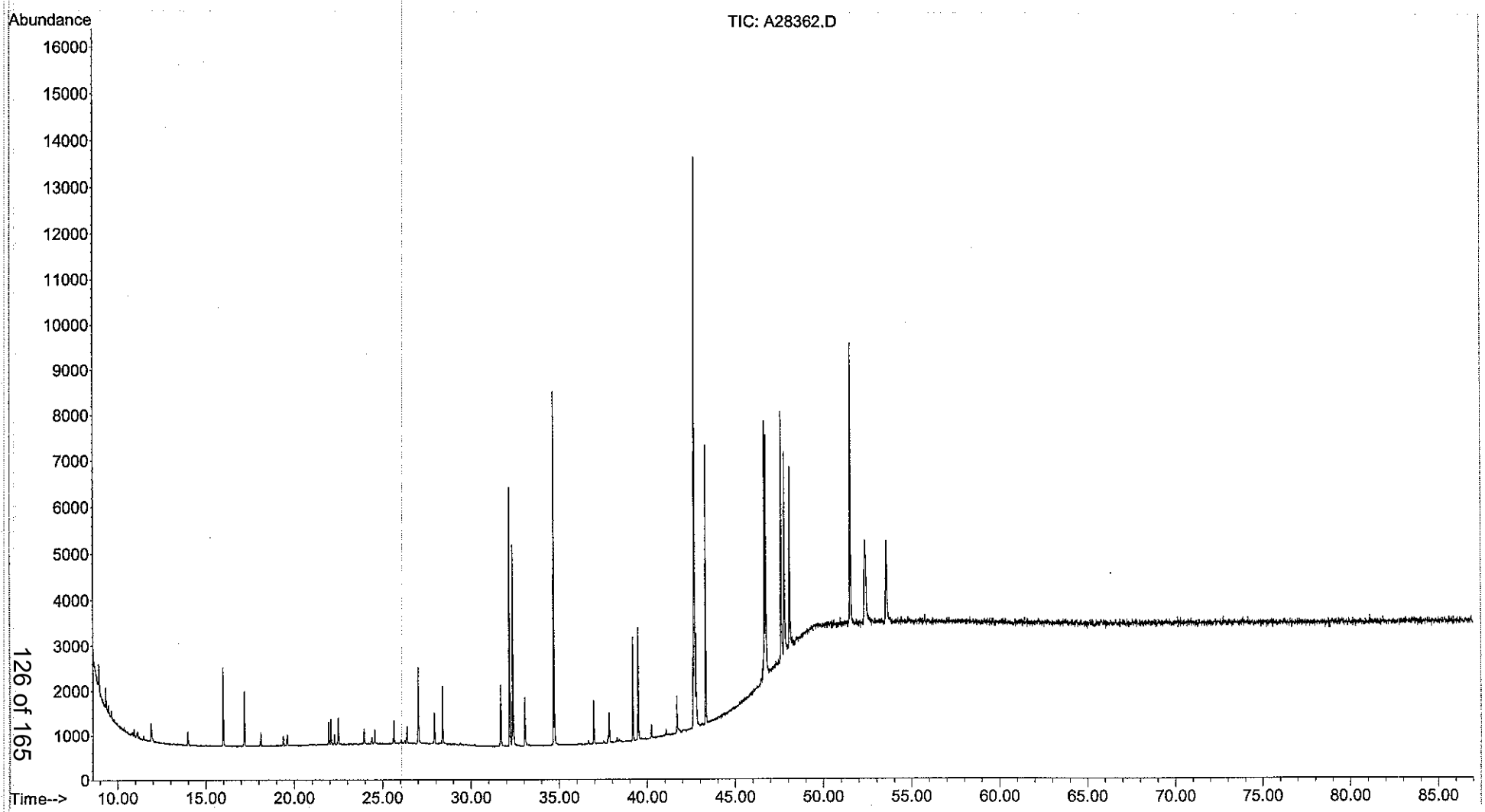

Quantitation Report (QT Reviewed)

Data Path : O:\FORENSICS\DATA\PAH2\2008\FEB 2008\FEB01\
Data File : A28363.D
Acq On : 2 Feb 2008 1:39 am
Operator : AC
Sample : i2020105
Misc : 15
ALS Vial : 9 Sample Multiplier: 1

Quant Time: Feb 02 11:35:27 2008
Quant Method : O:\FORENSICS\METHODS\PAH2\FEB08\BIO20201.M
Quant Title : Decalins & Alkylated PAH's
QLast Update : Sat Feb 02 11:34:01 2008
Response via : Initial Calibration

Internal Standards	R.T.	QIon	Response	Conc Units	Dev(Min)
1) Chrysene-d12	42.67	240	38476	500.00 ng/mL	-0.01

System Monitoring Compounds

36) 5B(H)Cholane - Surr	43.31	217	86398	6144.13 ng/ml	-0.01

Spiked Amount 1000.000 Range 50 - 130 Recovery = 614.41%#

Target Compounds					Qvalue
2) 17a(H),21B(H)-hopane - C30	51.53	191	164109	5082.68 ng/mL#	79

(#) = qualifier out of range (m) = manual integration (+) = signals summed

Quantitation Report (QT Reviewed)

Data Path : O:\FORENSICS\DATA\PAH2\2008\FEB 2008\FEB01\
Data File : A28363.D
Acq On : 2 Feb 2008 1:39 am
Operator : AC
Sample : i2020105
Misc : 15
ALS Vial : 9 Sample Multiplier: 1

Quant Time: Feb 02 11:35:27 2008
Quant Method : O:\FORENSICS\METHODS\PAH2\FEB08\BIO20201.M
Quant Title : Decalins & Alkylated PAH's
QLast Update : Sat Feb 02 11:34:01 2008
Response via : Initial Calibration

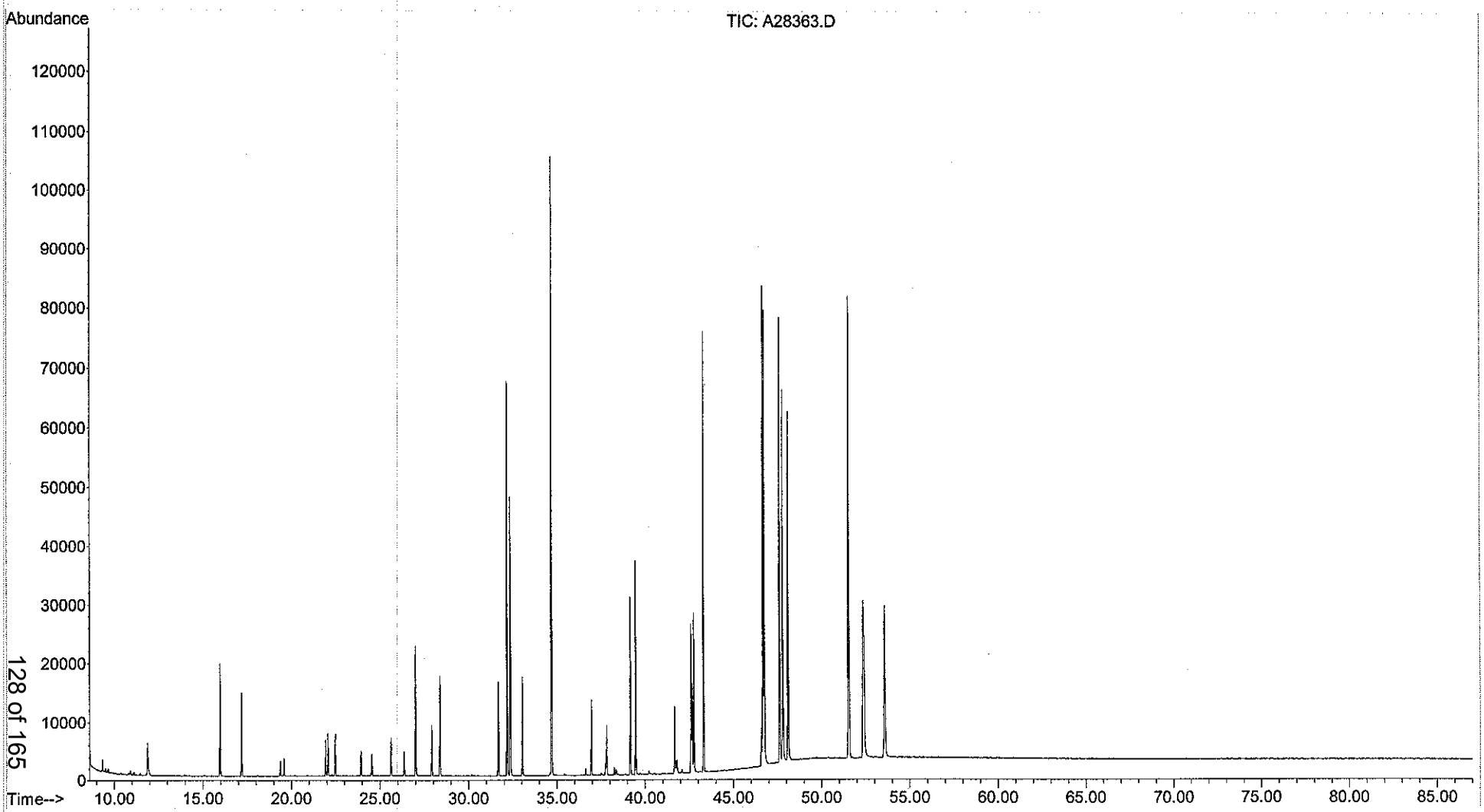

Quantitation Report (QT Reviewed)

Data Path : O:\FORENSICS\DATA\PAH2\2008\FEB 2008\FEB01\
Data File : A28364.D
Acq On : 2 Feb 2008 3:20 am
Operator : AC
Sample : i2020106
Misc : 16
ALS Vial : 10 Sample Multiplier: 1

Quant Time: Feb 02 11:37:25 2008
Quant Method : O:\FORENSICS\METHODS\PAH2\FEB08\BIO20201.M
Quant Title : Decalins & Alkylated PAH's
QLast Update : Sat Feb 02 11:35:40 2008
Response via : Initial Calibration

Internal Standards	R.T.	QIon	Response	Conc Units	Dev(Min)
1) Chrysene-d12	42.68	240	50494	500.00 ng/mL	0.00

System Monitoring Compounds

36) 5B(H)Cholane - Surr	43.32	217	225859	11703.35 ng/ml	0.00

Spiked Amount 1000.000 Range 50 - 130 Recovery = 1170.34%#

Target Compounds					Qvalue
2) 17a(H),21B(H)-hopane - C30	51.54	191	413416	9724.43 ng/mL#	79

(#) = qualifier out of range (m) = manual integration (+) = signals summed

Quantitation Report (QT Reviewed)

Data Path : O:\FORENSICS\DATA\PAH2\2008\FEB 2008\FEB01\
Data File : A28364.D
Acq On : 2 Feb 2008 3:20 am
Operator : AC
Sample : i2020106
Misc : 16
ALS Vial : 10 Sample Multiplier: 1

Quant Time: Feb 02 11:37:25 2008
Quant Method : O:\FORENSICS\METHODS\PAH2\FEB08\BIO20201.M
Quant Title : Decalins & Alkylated PAH's
QLast Update : Sat Feb 02 11:35:40 2008
Response via : Initial Calibration

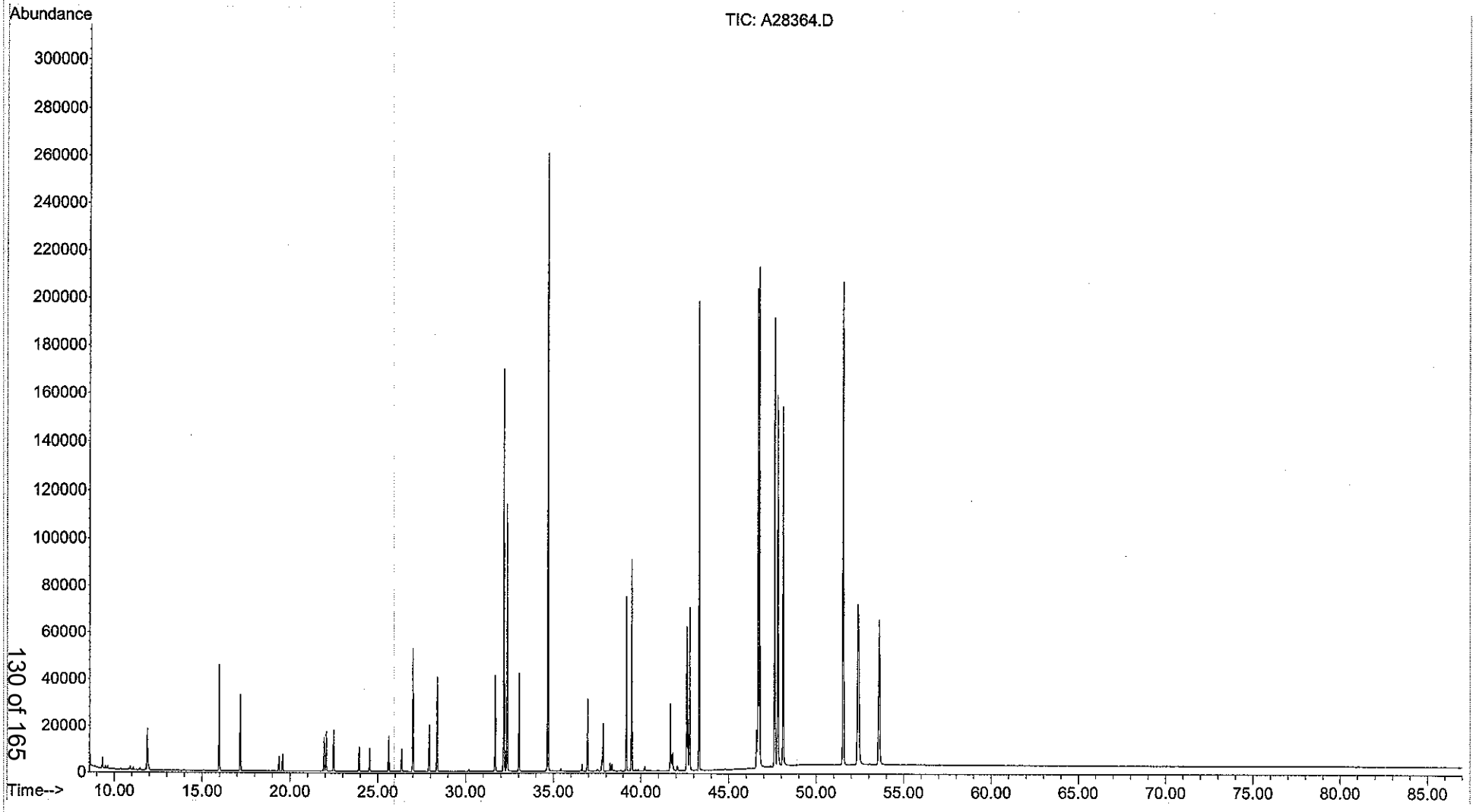

Evaluate Continuing Calibration Report

Data Path : O:\FORENSICS\DATA\PAH1\JAN08\JAN29\
Data File : A19311.D
Acq On : 31 Jan 2008 2:55 pm
Operator : ac
Sample : C1012905
Misc : CC
ALS Vial : 29 Sample Multiplier: 1

MAL for AC 2/4/8

Quant Time: Jan 31 17:38:13 2008
Quant Method : O:\FORENSICS\METHODS\PAH1\JAN08\PAH10107.M
Quant Title : Decalins & Alkylated PAH's
QLast Update : Thu Jan 17 12:42:45 2008
Response via : Initial Calibration

Min. RRF : 0.050 Min. Rel. Area : 10% Max. R.T. Dev 0.50min
Max. RRF Dev : 30% Max. Rel. Area : 200%

		Compound	AvgRF	CCRF	%Dev	Area%	Dev(min)
1	i	Acenaphthene-d10	1.000	1.000	0.0	80	0.00
2	A1	trans-Decalin	0.448	0.430	4.0	79	-0.01
3	t	cis-Decalin	0.337	0.326	3.3	78	-0.01
4	A2	C1-Decalins	0.448	0.000#	100.0#	0#	-17.72#
5	A2	C2-Decalins	0.448	0.000#	100.0#	0#	-19.15#
6	A2	C3-Decalins	0.448	0.000#	100.0#	0#	-21.97#
7	A2	C4-Decalins	0.448	0.000#	100.0#	0#	-24.76#
8	A1	Naphthalene	2.181	2.095	3.9	74	-0.01
9	A2	C1-Naphthalenes	2.181	0.000#	100.0#	0#	-22.36#
10	A2	C2-Naphthalenes	2.181	0.000#	100.0#	0#	-25.20#
11	A2	C3-Naphthalenes	2.181	0.000#	100.0#	0#	-27.55#
12	A2	C4-Naphthalenes	2.181	0.000#	100.0#	0#	-30.31#
13	s	2-Methylnaphthalene-d10	1.233	1.282	-4.0	79	-0.06
14	t	2-Methylnaphthalene	1.445	1.386	4.1	74	0.00
15	t	1-Methylnaphthalene	1.425	1.352	5.1	74	-0.01
16	A1	Benzothiophene	1.683	1.587	5.7	73	0.00
17	A2	C1-Benzo(b)thiophenes	1.683	0.000#	100.0#	0#	-22.75#
18	A2	C2-Benzo(b)thiophenes	1.683	0.000#	100.0#	0#	-24.92#
19	A2	C3-Benzo(b)thiophenes	1.683	0.000#	100.0#	0#	-27.72#
20	A2	C4-Benzo(b)thiophenes	1.683	0.000#	100.0#	0#	-29.49#
21	t	Biphenyl	1.819	1.726	5.1	74	-0.01
22	t	2,6-Dimethylnaphthalene	1.254	1.228	2.1	76	-0.01
23	t	Dibenzofuran	1.950	1.850	5.1	73	0.00
24	t	Acenaphthylene	2.020	2.185	-8.2	83	-0.01
25	t	Acenaphthene	1.360	1.339	1.5	76	0.00
26	t	2,3,5-Trimethylnaphthalene	1.116	1.136	-1.8	80	0.00
27	A1	Fluorene	1.531	1.527	0.3	77	0.00
28	A2	C1-Fluorenes	1.531	0.000#	100.0#	0#	-31.06#
29	A2	C2-Fluorenes	1.531	0.000#	100.0#	0#	-33.11#
30	A2	C3-Fluorenes	1.531	0.000#	100.0#	0#	-35.10#
31	A1	Dibenzothiophene	2.066	1.988	3.8	73	0.00
32	A2	4-Methyldibenzothiophene(4M	2.066	0.000#	100.0#	0#	-33.80#
33	A2	2/3-Methyldibenzothiophene(	2.066	0.000#	100.0#	0#	-34.11#
34	A2	1-Methyldibenzothiophene(1M	2.066	0.000#	100.0#	0#	-34.57#
35	A2	OTP	2.066	0.000#	100.0#	0#	-34.23#
36	A2	C1-Dibenzothiophenes	2.066	0.000#	100.0#	0#	-33.80#
37	A2	C2-Dibenzothiophenes	2.066	0.000#	100.0#	0#	-35.84#
38	A2	C3-Dibenzothiophenes	2.066	0.000#	100.0#	0#	-37.29#
39	A2	C4-Dibenzothiophenes	2.066	0.000#	100.0#	0#	-38.99#
40	A1	Phenanthrene	2.161	2.142	0.9	75	0.00
41	A2	3-Methylphenanthrene(3MP)	2.161	0.000#	100.0#	0#	-34.48#
42	A2	2/4-Methylphenanthrene(2MP)	2.161	0.000#	100.0#	0#	-34.59#
43	A2	2-Methylanthracene(2MA)	2.161	0.000#	100.0#	0#	-34.75#
44	A2	9-Methylphenanthrene(9MP)	2.161	0.000#	100.0#	0#	-34.94#
45	A2	1-Methylphenanthrene(1MP)	2.161	0.000#	100.0#	0#	-35.03#
46	A2	C1-Phenanthrenes/Anthracene	2.161	0.000#	100.0#	0#	-34.59#
47	A2	C2-Phenanthrenes/Anthracene	2.161	0.000#	100.0#	0#	-36.76#
48	A2	5AA IS BKGD	2.161	0.000#	100.0#	0#	-36.59#
49	A2	C3-Phenanthrenes/Anthracene	2.161	0.000#	100.0#	0#	-38.59#
50	A2	C4-Phenanthrenes/Anthracene	2.161	0.000#	100.0#	0#	-40.81#

Evaluate Continuing Calibration Report

Data Path : O:\FORENSICS\DATA\PAH1\JAN08\JAN29\
Data File : A19311.D
Acq On : 31 Jan 2008 2:55 pm
Operator : ac
Sample : C1012905
Misc : CC
ALS Vial : 29 Sample Multiplier: 1

Quant Time: Jan 31 17:38:13 2008
Quant Method : O:\FORENSICS\METHODS\PAH1\JAN08\PAH10107.M
Quant Title : Decalins & Alkylated PAH's
QLast Update : Thu Jan 17 12:42:45 2008
Response via : Initial Calibration

Min. RRF : 0.050 Min. Rel. Area : 10% Max. R.T. Dev 0.50min
Max. RRF Dev : 30% Max. Rel. Area : 200%

		Compound	AvgRF	CCRF	%Dev	Area%	Dev(min)
51	t	Retene	0.360	0.403	-11.9	90	-0.05
52	t	Anthracene	1.810	2.090	-15.5	81	0.00
53	t	Carbazole	1.816	1.868	-2.9	81	0.00
54	t	1-Methylphenanthrene	1.543	1.604	-4.0	79	0.00
55	A1	Fluoranthene	2.216	2.333	-5.3	79	0.00
56	t	Benzo(b)fluorene	1.296	1.411	-8.9	83	0.00
57	s	Pyrene-d10	1.470	1.473	-0.2	82	0.01
58	A1	Pyrene	2.287	2.375	-3.8	77	0.00
59	A2	C1-Fluoranthenes/Pyrenes	2.287	0.000#	100.0#	0#	-39.97#
60	A2	C2-Fluoranthenes/Pyrenes	2.287	0.000#	100.0#	0#	-42.04#
61	A2	C3-Fluoranthenes/Pyrenes	2.287	0.000#	100.0#	0#	-43.51#
62	A2	C4-Fluoranthenes/Pyrenes	2.287	0.000#	100.0#	0#	-45.27#
63	A1	Naphthobenzothiophene	2.093	2.105	-0.6	76	0.01
64	A2	Naphthobenzothiophene-2,1-D	2.093	2.105	-0.6	76	0.01
65	A2	Naphthobenzothiophene-1,2-D	2.093	0.000#	100.0#	0#	-42.37#
66	A2	Naphthobenzothiophene-2,3-D	2.093	0.000#	100.0#	0#	-42.67#
67	A2	C1-Naphthobenzothiophenes	2.093	0.000#	100.0#	0#	-43.44#
68	A2	C2-Naphthobenzothiophenes	2.093	0.000#	100.0#	0#	-45.29#
69	A2	C3-Naphthobenzothiophenes	2.093	0.000#	100.0#	0#	-47.04#
70	A2	C4-Naphthobenzothiophenes	2.093	0.000#	100.0#	0#	-48.12#
71	i	Chrysene-d12	1.000	1.000	0.0	77	0.01
72	t	Benz[a]anthracene	1.308	1.496	-14.4	84	0.01
73	A1	Chrysene	1.427	1.492	-4.6	77	0.01
74	A2	Chrysene/Triphenylene	1.427	1.496	-4.8	77	0.01
75	A2	C1-Chrysenes	1.427	0.000#	100.0#	0#	-44.66#
76	A2	C2-Chrysenes	1.427	0.000#	100.0#	0#	-46.31#
77	A2	BBF-d12 Surr BKGD	1.427	0.000#	100.0#	0#	-46.99#
78	A2	C3-Chrysenes	1.427	0.000#	100.0#	0#	-47.90#
79	A2	C4-Chrysenes	1.427	0.000#	100.0#	0#	-49.37#
80	s	Benzo[b]fluoranthene-d12	1.077	1.132	-5.1	81	0.00
81	t	Benzo[b]fluoranthene	1.412	1.547	-9.6	81	0.01
82	A1	Benzo[k]fluoranthene	1.506	1.592	-5.7	78	0.01
83	A2	Benzo[a]fluoranthene	1.506	0.000#	100.0#	0#	-47.51#
84	t	Benzo[e]pyrene	1.431	1.493	-4.3	79	0.01
85	t	Benzo[a]pyrene	1.208	1.410	-16.7	86	0.01
86	t	Perylene	1.278	1.452	-13.6	83	0.02
87	t	Indeno[1,2,3-cd]pyrene	1.234	1.305	-5.8	85	0.04
88	t	Dibenz[a,h]anthracene	1.249	1.424	-14.0	85	0.04
89	t	Benzo[g,h,i]perylene	1.450	1.538	-6.1	83	0.02
90	A1	17a(H),21B(H)-hopane - C30H	0.540	0.499	7.6	87	0.00
91	A2	Hopane (T19)	0.540	0.499	7.6	87	0.00
92	A2	C23 Tricyclic Terpane (T4)	0.540	0.000#	100.0#	0#	-40.67#
93	A2	C24 Tricyclic Terpane (T5)	0.540	0.000#	100.0#	0#	-41.40#
94	A2	C25 Tricyclic Terpane (T6)	0.540	0.000#	100.0#	0#	-42.93#
95	A2	C24 Tetracyclic Terpane (T6	0.540	0.000#	100.0#	0#	-44.20#
96	A2	C26 Tricyclic Terpane-22S (	0.540	0.000#	100.0#	0#	-43.96#
97	A2	C26 Tricyclic Terpane-22R (	0.540	0.000#	100.0#	0#	-44.04#
98	A2	C28 Tricyclic Terpane-22S (	0.540	0.000#	100.0#	0#	-46.35#
99	A2	C28 Tricyclic Terpane-22R (	0.540	0.000#	100.0#	0#	-46.51#

Evaluate Continuing Calibration Report

Data Path : O:\FORENSICS\DATA\PAH1\JAN08\JAN29\
Data File : A19311.D
Acq On : 31 Jan 2008 2:55 pm
Operator : ac
Sample : C1012905
Misc : CC
ALS Vial : 29 Sample Multiplier: 1

Quant Time: Jan 31 17:38:13 2008
Quant Method : O:\FORENSICS\METHODS\PAH1\JAN08\PAH10107.M
Quant Title : Decalins & Alkylated PAH's
QLast Update : Thu Jan 17 12:42:45 2008
Response via : Initial Calibration

Min. RRF : 0.050 Min. Rel. Area : 10% Max. R.T. Dev 0.50min
Max. RRF Dev : 30% Max. Rel. Area : 200%

		Compound	AvgRF	CCRF	%Dev	Area%	Dev(min)
100	A2	C29 Tricyclic Terpane-22S (	0.540	0.000#	100.0#	0#	-47.02#
101	A2	C29 Tricyclic Terpane-22R (	0.540	0.000#	100.0#	0#	-47.21#
102	A2	18a-22,29,30-Trisnorneohopa	0.540	0.000#	100.0#	0#	-48.33#
103	A2	C30 Tricyclic Terpane-22S	0.540	0.000#	100.0#	0#	-48.43#
104	A2	C30 Tricyclic Terpane-22R	0.540	0.000#	100.0#	0#	-48.68#
105	A2	17a(H)-22,29,30-Trisnorhopa	0.540	0.000#	100.0#	0#	-48.86#
106	A2	17a/b,21b/a 28,30-Bisnorhop	0.540	0.000#	100.0#	0#	-50.05#
107	A2	17a(H),21b(H)-25-Norhopane	0.540	0.000#	100.0#	0#	-49.87#
108	A2	30-Norhopane (T15)	0.540	0.000#	100.0#	0#	-50.71#
109	A2	18a(H)-30-Norneohopane-C29T	0.540	0.000#	100.0#	0#	-50.82#
110	A2	17a(H)-Diahopane (X)	0.540	0.000#	100.0#	0#	-50.94#
111	A2	30-Normoretane (T17)	0.540	0.000#	100.0#	0#	-51.49#
112	A2	18a(H)&18b(H)-Oleananes (T1	0.540	0.000#	100.0#	0#	-51.89#
113	A2	Moretane (T20)	0.540	0.000#	100.0#	0#	-52.76#
114	A2	30-Homohopane-22S (T21)	0.540	0.000#	100.0#	0#	-53.84#
115	A2	30-Homohopane-22R (T22)	0.540	0.000#	100.0#	0#	-54.08#
116	A2	30,31-Bishomohopane-22S (T2	0.540	0.000#	100.0#	0#	-55.39#
117	A2	30,31-Bishomohopane-22R (T2	0.540	0.000#	100.0#	0#	-55.78#
118	A2	30,31-Trishomohopane-22S (T	0.540	0.000#	100.0#	0#	-57.50#
119	A2	30,31-Trishomohopane-22R (T	0.540	0.000#	100.0#	0#	-58.13#
120	A2	Tetrakishomohopane-22S (T32	0.540	0.000#	100.0#	0#	-60.12#
121	A2	Tetrakishomohopane-22R (T33	0.540	0.000#	100.0#	0#	-61.02#
122	A2	Pentakishomohopane-22S (T34	0.540	0.000#	100.0#	0#	-63.21#
123	A2	Pentakishomohopane-22R (T35	0.540	0.000#	100.0#	0#	-64.53#
124	SA1	5B(H)Cholane - Surr	0.232	0.262	-12.9	85	0.00
125	A2	13b(H),17a(H)-20S-Diacholes	0.232	0.000#	100.0#	0#	-45.17#
126	A2	13b(H),17a(H)-20R-Diacholes	0.232	0.000#	100.0#	0#	-45.59#
127	A2	13b,17a-20S-Methyldiacholes	0.232	0.000#	100.0#	0#	-46.30#
128	A2	14a(H),17a(H)-20S-Cholestan	0.232	0.000#	100.0#	0#	-47.14#
129	A2	14a(H),17a(H)-20R-Cholestan	0.232	0.000#	100.0#	0#	-47.67#
130	A2	13b,17a-20R-Ethyldiacholest	0.232	0.000#	100.0#	0#	-47.94#
131	A2	13a,17b-20S-Ethyldiacholest	0.232	0.000#	100.0#	0#	-48.22#
132	A2	14a,17a-20S-Methylcholestan	0.232	0.000#	100.0#	0#	-48.38#
133	A2	14a,17a-20R-Methylcholestan	0.232	0.000#	100.0#	0#	-49.08#
134	A2	14a(H),17a(H)-20S-Ethylchol	0.232	0.000#	100.0#	0#	-49.42#
135	A2	14a(H),17a(H)-20R-Ethylchol	0.232	0.000#	100.0#	0#	-50.32#
136	A2	14b(H),17b(H)-20R-Cholestan	0.232	0.000#	100.0#	0#	-47.25#
137	A2	14b(H),17b(H)-20S-Cholestan	0.232	0.000#	100.0#	0#	-47.33#
138	A2	14b,17b-20R-Methylcholestan	0.232	0.000#	100.0#	0#	-48.54#
139	A2	14b,17b-20S-Methylcholestan	0.232	0.000#	100.0#	0#	-48.61#
140	A2	14b(H),17b(H)-20R-Ethylchol	0.232	0.000#	100.0#	0#	-49.67#
141	A2	14b(H),17b(H)-20S-Ethylchol	0.232	0.000#	100.0#	0#	-49.72#
142	A2	C26,20R- +C27,20S- triaroma	0.232	0.000#	100.0#	0#	-49.38#
143	A2	C28,20S-triaromatic steroid	0.232	0.000#	100.0#	0#	-50.24#
144	A2	C27,20R-triaromatic steroid	0.232	0.000#	100.0#	0#	-50.68#
145	A2	C28,20R-triaromatic steroid	0.232	0.000#	100.0#	0#	-51.89#

(#) = Out of Range SPCC's out = 0 CCC's out = 0

Quantitation Report (QT Reviewed)

Data Path : O:\FORENSICS\DATA\PAH1\JAN08\JAN29\
Data File : A19311.D
Acq On : 31 Jan 2008 2:55 pm
Operator : ac
Sample : C1012905
Misc : CC
ALS Vial : 29 Sample Multiplier: 1

Quant Time: Jan 31 17:38:13 2008
Quant Method : O:\FORENSICS\METHODS\PAH1\JAN08\PAH10107.M
Quant Title : Decalins & Alkylated PAH's
QLast Update : Thu Jan 17 12:42:45 2008
Response via : Initial Calibration

Internal Standards	R.T.	QIon	Response	Conc	Units	Dev(Min)
1) Acenaphthene-d10	26.55	164	38057	500.00	ng/mL	0.00
71) Chrysene-d12	43.03	240	54090	500.00	ng/mL	0.01
System Monitoring Compounds						
13) 2-Methylnaphthalene-d10	22.23	152	48778	519.84	ng/mL	-0.06
Spiked Amount 1000.000	Range 50 - 130		Recovery = 51.98%			
57) Pyrene-d10	38.11	212	56046	501.05	ng/mL	0.01
Spiked Amount 1000.000	Range 50 - 130		Recovery = 50.10%			
80) Benzo[b]fluoranthene-d12	46.93	264	61232	525.71	ng/mL	0.00
Spiked Amount 1000.000	Range 50 - 130		Recovery = 52.57%			
124) 5B(H)Cholane - Surr	43.66	217	14185	565.30	ng/ml	0.00
Spiked Amount 1000.000	Range 50 - 130		Recovery = 56.53%			
Target Compounds						Qvalue
2) trans-Decalin	16.24	138	8187	240.13	ng/mL	100
3) cis-Decalin	17.45	138	6204	241.55	ng/mL	100
8) Naphthalene	19.66	128	79717	480.31	ng/mL#	100
14) 2-Methylnaphthalene	22.36	142	52744	479.55	ng/mL#	100
15) 1-Methylnaphthalene	22.78	142	51458	474.41	ng/mL#	100
16) Benzothiophene	19.88	134	60378	471.44	ng/mL	100
21) Biphenyl	24.24	154	65687	474.40	ng/mL#	100
22) 2,6-Dimethylnaphthalene	24.85	156	46722	489.38	ng/mL#	100
23) Dibenzofuran	27.32	168	70417	474.36	ng/mL	92
24) Acenaphthylene	25.94	152	83165	540.79	ng/mL#	100
25) Acenaphthene	26.68	153	50967	492.48	ng/mL	97
26) 2,3,5-Trimethylnaphthalene	28.24	170	43219	508.79	ng/mL	97
27) Fluorene	28.70	166	58110	498.71	ng/mL	99
31) Dibenzothiophene	32.02	184	75651	481.02	ng/mL#	76
40) Phenanthrene	32.51	178	81500	495.39	ng/mL	99
51) Retene	39.52	234	15341	559.89	ng/mL	95
52) Anthracene	32.70	178	79528m	577.19	ng/mL	
53) Carbazole	33.37	167	71093	514.48	ng/mL#	84
54) 1-Methylphenanthrene	35.03	192	61058	520.03	ng/mL	99
55) Fluoranthene	37.29	202	88779	526.34	ng/mL#	92
56) Benzo(b)fluorene	39.82	216	53695	544.33	ng/mL	96
58) Pyrene	38.17	202	90400	519.21	ng/mL	96
63) Naphthobenzothiophene	42.04	234	80100	502.90	ng/ml#	51
64) Naphthobenzothiophene-2,1-	42.04	234	80100	502.90	ng/mL#	51
72) Benz[a]anthracene	42.96	228	80929	571.78	ng/mL	91
73) Chrysene	43.13	228	80680m	522.58	ng/mL	
74) Chrysene/Triphenylene	43.13	228	80894m	523.96	ng/mL	
81) Benzo[b]fluoranthene	47.02	252	83698	547.97	ng/mL#	19
82) Benzo[k]fluoranthene	47.09	252	86130m	528.51	ng/mL	
84) Benzo[e]pyrene	48.01	252	80743	521.42	ng/mL#	39
85) Benzo[a]pyrene	48.19	252	76241m	583.42	ng/mL	
86) Perylene	48.50	252	78542m	568.29	ng/mL	
87) Indeno[1,2,3-cd]pyrene	52.94	276	70590m	528.67	ng/mL	
88) Dibenz[a,h]anthracene	53.01	278	77044	570.41	ng/mL#	28
89) Benzo[g,h,i]perylene	54.21	276	83199	530.52	ng/mL#	76
90) 17a(H),21B(H)-hopane - C30	52.07	191	26966	461.45	ng/mL#	70
91) Hopane (T19)	52.07	191	26966	461.45	ng/mL#	70

(#) = qualifier out of range (m) = manual integration (+) = signals summed

Quantitation Report (QT Reviewed)

Data Path : O:\FORENSICS\DATA\PAH1\JAN08\JAN29\
Data File : A19311.D
Acq On : 31 Jan 2008 2:55 pm
Operator : ac
Sample : C1012905
Misc : CC
ALS Vial : 29 Sample Multiplier: 1

Quant Time: Jan 31 17:38:13 2008
Quant Method : O:\FORENSICS\METHODS\PAH1\JAN08\PAH10107.M
Quant Title : Decalins & Alkylated PAH's
QLast Update : Thu Jan 17 12:42:45 2008
Response via : Initial Calibration

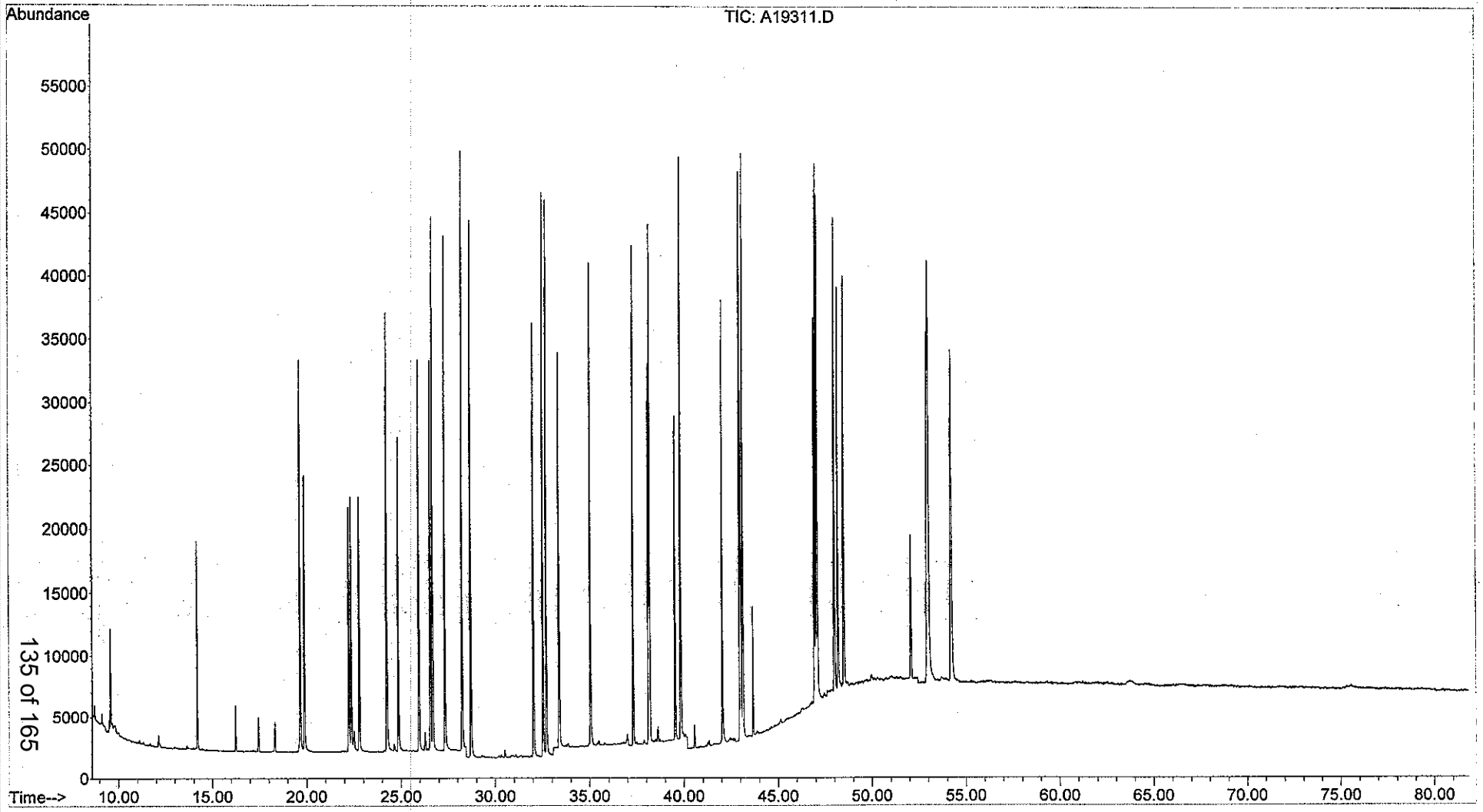

Evaluate Continuing Calibration Report

Data Path : O:\FORENSICS\DATA\PAH1\JAN08\JAN29\
Data File : A19323.D
Acq On : 1 Feb 2008 9:29 am
Operator : ac
Sample : C1012906
Misc : CC
ALS Vial : 41 Sample Multiplier: 1

2/1/08

Quant Time: Feb 01 11:01:10 2008
Quant Method : O:\FORENSICS\METHODS\PAH1\JAN08\PAH10107.M
Quant Title : Decalins & Alkylated PAH's
QLast Update : Thu Jan 17 12:42:45 2008
Response via : Initial Calibration

Min. RRF : 0.050 Min. Rel. Area : 10% Max. R.T. Dev 0.50min
Max. RRF Dev : 30% Max. Rel. Area : 200%

		Compound	AvgRF	CCRF	%Dev	Area%	Dev(min)
1	i	Acenaphthene-d10	1.000	1.000	0.0	73	-0.01
2	A1	trans-Decalin	0.448	0.440	1.8	73	-0.02
3	t	cis-Decalin	0.337	0.331	1.8	73	-0.02
4	A2	C1-Decalins	0.448	0.000#	100.0#	0#	-17.72#
5	A2	C2-Decalins	0.448	0.000#	100.0#	0#	-19.15#
6	A2	C3-Decalins	0.448	0.000#	100.0#	0#	-21.97#
7	A2	C4-Decalins	0.448	0.000#	100.0#	0#	-24.76#
8	A1	Naphthalene	2.181	2.148	1.5	69	-0.02
9	A2	C1-Naphthalenes	2.181	0.000#	100.0#	0#	-22.36#
10	A2	C2-Naphthalenes	2.181	0.000#	100.0#	0#	-25.20#
11	A2	C3-Naphthalenes	2.181	0.000#	100.0#	0#	-27.55#
12	A2	C4-Naphthalenes	2.181	0.000#	100.0#	0#	-30.31#
13	s	2-Methylnaphthalene-d10	1.233	1.292	-4.8	72	-0.07
14	t	2-Methylnaphthalene	1.445	1.394	3.5	68	-0.01
15	t	1-Methylnaphthalene	1.425	1.358	4.7	68	-0.01
16	A1	Benzothiophene	1.683	1.610	4.3	68	-0.01
17	A2	C1-Benzo(b)thiophenes	1.683	0.000#	100.0#	0#	-22.75#
18	A2	C2-Benzo(b)thiophenes	1.683	0.000#	100.0#	0#	-24.92#
19	A2	C3-Benzo(b)thiophenes	1.683	0.000#	100.0#	0#	-27.72#
20	A2	C4-Benzo(b)thiophenes	1.683	0.000#	100.0#	0#	-29.49#
21	t	Biphenyl	1.819	1.785	1.9	70	-0.01
22	t	2,6-Dimethylnaphthalene	1.254	1.263	-0.7	72	-0.01
23	t	Dibenzofuran	1.950	1.884	3.4	68	0.00
24	t	Acenaphthylene	2.020	2.211	-9.5	77	-0.01
25	t	Acenaphthene	1.360	1.347	1.0	70	-0.01
26	t	2,3,5-Trimethylnaphthalene	1.116	1.151	-3.1	74	0.00
27	A1	Fluorene	1.531	1.543	-0.8	71	0.00
28	A2	C1-Fluorenes	1.531	0.000#	100.0#	0#	-31.06#
29	A2	C2-Fluorenes	1.531	0.000#	100.0#	0#	-33.11#
30	A2	C3-Fluorenes	1.531	0.000#	100.0#	0#	-35.10#
31	A1	Dibenzothiophene	2.066	1.999	3.2	67	0.00
32	A2	4-Methyldibenzothiophene(4M	2.066	0.000#	100.0#	0#	-33.80#
33	A2	2/3-Methyldibenzothiophene(	2.066	0.000#	100.0#	0#	-34.11#
34	A2	1-Methyldibenzothiophene(1M	2.066	0.000#	100.0#	0#	-34.57#
35	A2	OTP	2.066	0.000#	100.0#	0#	-34.23#
36	A2	C1-Dibenzothiophenes	2.066	0.000#	100.0#	0#	-33.80#
37	A2	C2-Dibenzothiophenes	2.066	0.000#	100.0#	0#	-35.84#
38	A2	C3-Dibenzothiophenes	2.066	0.000#	100.0#	0#	-37.29#
39	A2	C4-Dibenzothiophenes	2.066	0.000#	100.0#	0#	-38.99#
40	A1	Phenanthrene	2.161	2.172	-0.5	70	0.00
41	A2	3-Methylphenanthrene(3MP)	2.161	0.000#	100.0#	0#	-34.48#
42	A2	2/4-Methylphenanthrene(2MP)	2.161	0.000#	100.0#	0#	-34.59#
43	A2	2-Methylanthracene(2MA)	2.161	0.000#	100.0#	0#	-34.75#
44	A2	9-Methylphenanthrene(9MP)	2.161	0.000#	100.0#	0#	-34.94#
45	A2	1-Methylphenanthrene(1MP)	2.161	0.000#	100.0#	0#	-35.03#
46	A2	C1-Phenanthrenes/Anthracene	2.161	0.000#	100.0#	0#	-34.59#
47	A2	C2-Phenanthrenes/Anthracene	2.161	0.000#	100.0#	0#	-36.76#
48	A2	5AA IS BKGD	2.161	0.000#	100.0#	0#	-36.59#
49	A2	C3-Phenanthrenes/Anthracene	2.161	0.000#	100.0#	0#	-38.59#
50	A2	C4-Phenanthrenes/Anthracene	2.161	0.000#	100.0#	0#	-40.81#

Evaluate Continuing Calibration Report

Data Path : O:\FORENSICS\DATA\PAH1\JAN08\JAN29\
Data File : A19323.D
Acq On : 1 Feb 2008 9:29 am
Operator : ac
Sample : C1012906
Misc : CC
ALS Vial : 41 Sample Multiplier: 1

Quant Time: Feb 01 11:01:10 2008
Quant Method : O:\FORENSICS\METHODS\PAH1\JAN08\PAH10107.M
Quant Title : Decalins & Alkylated PAH's
QLast Update : Thu Jan 17 12:42:45 2008
Response via : Initial Calibration

Min. RRF : 0.050 Min. Rel. Area : 10% Max. R.T. Dev 0.50min
Max. RRF Dev : 30% Max. Rel. Area : 200%

		Compound	AvgRF	CCRF	%Dev	Area%	Dev(min)
51	t	Retene	0.360	0.405	-12.5	82	-0.06
52	t	Anthracene	1.810	2.148	-18.7	76	0.00
53	t	Carbazole	1.816	1.957	-7.8	77	0.00
54	t	1-Methylphenanthrene	1.543	1.609	-4.3	73	0.00
55	A1	Fluoranthene	2.216	2.368	-6.9	73	-0.01
56	t	Benzo(b)fluorene	1.296	1.356	-4.6	73	-0.01
57	s	Pyrene-d10	1.470	1.471	-0.1	75	0.00
58	A1	Pyrene	2.287	2.387	-4.4	71	0.00
59	A2	C1-Fluoranthenes/Pyrenes	2.287	0.000#	100.0#	0#	-39.97#
60	A2	C2-Fluoranthenes/Pyrenes	2.287	0.000#	100.0#	0#	-42.04#
61	A2	C3-Fluoranthenes/Pyrenes	2.287	0.000#	100.0#	0#	-43.51#
62	A2	C4-Fluoranthenes/Pyrenes	2.287	0.000#	100.0#	0#	-45.27#
63	A1	Naphthobenzothiophene	2.093	2.093	0.0	69	0.00
64	A2	Naphthobenzothiophene-2,1-D	2.093	2.093	0.0	69	0.00
65	A2	Naphthobenzothiophene-1,2-D	2.093	0.000#	100.0#	0#	-42.37#
66	A2	Naphthobenzothiophene-2,3-D	2.093	0.000#	100.0#	0#	-42.67#
67	A2	C1-Naphthobenzothiophenes	2.093	0.000#	100.0#	0#	-43.44#
68	A2	C2-Naphthobenzothiophenes	2.093	0.000#	100.0#	0#	-45.29#
69	A2	C3-Naphthobenzothiophenes	2.093	0.000#	100.0#	0#	-47.04#
70	A2	C4-Naphthobenzothiophenes	2.093	0.000#	100.0#	0#	-48.12#
71	i	Chrysene-d12	1.000	1.000	0.0	72	0.00
72	t	Benz[a]anthracene	1.308	1.516	-15.9	80	0.00
73	A1	Chrysene	1.427	1.517	-6.3	73	0.00
74	A2	Chrysene/Triphenylene	1.427	1.516	-6.2	73	0.00
75	A2	C1-Chrysenes	1.427	0.000#	100.0#	0#	-44.66#
76	A2	C2-Chrysenes	1.427	0.000#	100.0#	0#	-46.31#
77	A2	BBF-d12 Surr BKGD	1.427	0.000#	100.0#	0#	-46.99#
78	A2	C3-Chrysenes	1.427	0.000#	100.0#	0#	-47.90#
79	A2	C4-Chrysenes	1.427	0.000#	100.0#	0#	-49.37#
80	s	Benzo[b]fluoranthene-d12	1.077	1.112	-3.2	75	-0.01
81	t	Benzo[b]fluoranthene	1.412	1.539	-9.0	76	0.00
82	A1	Benzo[k]fluoranthene	1.506	1.564	-3.9	72	0.00
83	A2	Benzo[a]fluoranthene	1.506	0.000#	100.0#	0#	-47.51#
84	t	Benzo[e]pyrene	1.431	1.442	-0.8	71	0.00
85	t	Benzo[a]pyrene	1.208	1.383	-14.5	79	0.00
86	t	Perylene	1.278	1.402	-9.7	75	0.01
87	t	Indeno[1,2,3-cd]pyrene	1.234	1.464	-18.6	89	0.01
88	t	Dibenz[a,h]anthracene	1.249	1.384	-10.8	78	0.01
89	t	Benzo[g,h,i]perylene	1.450	1.458	-0.6	74	0.00
90	A1	17a(H),21B(H)-hopane - C30H	0.540	0.455	15.7	75	-0.01
91	A2	Hopane (T19)	0.540	0.455	15.7	75	-0.01
92	A2	C23 Tricyclic Terpane (T4)	0.540	0.000#	100.0#	0#	-40.67#
93	A2	C24 Tricyclic Terpane (T5)	0.540	0.000#	100.0#	0#	-41.40#
94	A2	C25 Tricyclic Terpane (T6)	0.540	0.000#	100.0#	0#	-42.93#
95	A2	C24 Tetracyclic Terpane (T6	0.540	0.000#	100.0#	0#	-44.20#
96	A2	C26 Tricyclic Terpane-22S (	0.540	0.000#	100.0#	0#	-43.96#
97	A2	C26 Tricyclic Terpane-22R (	0.540	0.000#	100.0#	0#	-44.04#
98	A2	C28 Tricyclic Terpane-22S (	0.540	0.000#	100.0#	0#	-46.35#
99	A2	C28 Tricyclic Terpane-22R (	0.540	0.000#	100.0#	0#	-46.51#

Evaluate Continuing Calibration Report

Data Path : O:\FORENSICS\DATA\PAH1\JAN08\JAN29\
Data File : A19323.D
Acq On : 1 Feb 2008 9:29 am
Operator : ac
Sample : C1012906
Misc : CC
ALS Vial : 41 Sample Multiplier: 1

Quant Time: Feb 01 11:01:10 2008
Quant Method : O:\FORENSICS\METHODS\PAH1\JAN08\PAH10107.M
Quant Title : Decalins & Alkylated PAH's
QLast Update : Thu Jan 17 12:42:45 2008
Response via : Initial Calibration

Min. RRF : 0.050 Min. Rel. Area : 10% Max. R.T. Dev 0.50min
Max. RRF Dev : 30% Max. Rel. Area : 200%

		Compound	AvgRF	CCRF	%Dev	Area%	Dev(min)
100	A2	C29 Tricyclic Terpane-22S (	0.540	0.000#	100.0#	0#	-47.02#
101	A2	C29 Tricyclic Terpane-22R (	0.540	0.000#	100.0#	0#	-47.21#
102	A2	18a-22,29,30-Trisnorneohopa	0.540	0.000#	100.0#	0#	-48.33#
103	A2	C30 Tricyclic Terpane-22S	0.540	0.000#	100.0#	0#	-48.43#
104	A2	C30 Tricyclic Terpane-22R	0.540	0.000#	100.0#	0#	-48.68#
105	A2	17a(H)-22,29,30-Trisnorhopa	0.540	0.000#	100.0#	0#	-48.86#
106	A2	17a/b,21b/a 28,30-Bisnorhop	0.540	0.000#	100.0#	0#	-50.05#
107	A2	17a(H),21b(H)-25-Norhopane	0.540	0.000#	100.0#	0#	-49.87#
108	A2	30-Norhopane (T15)	0.540	0.000#	100.0#	0#	-50.71#
109	A2	18a(H)-30-Norneohopane-C29T	0.540	0.000#	100.0#	0#	-50.82#
110	A2	17a(H)-Diahopane (X)	0.540	0.000#	100.0#	0#	-50.94#
111	A2	30-Normoretane (T17)	0.540	0.000#	100.0#	0#	-51.49#
112	A2	18a(H)&18b(H)-Oleananes (T1	0.540	0.000#	100.0#	0#	-51.89#
113	A2	Moretane (T20)	0.540	0.000#	100.0#	0#	-52.76#
114	A2	30-Homohopane-22S (T21)	0.540	0.000#	100.0#	0#	-53.84#
115	A2	30-Homohopane-22R (T22)	0.540	0.000#	100.0#	0#	-54.08#
116	A2	30,31-Bishomohopane-22S (T2	0.540	0.000#	100.0#	0#	-55.39#
117	A2	30,31-Bishomohopane-22R (T2	0.540	0.000#	100.0#	0#	-55.78#
118	A2	30,31-Trishomohopane-22S (T	0.540	0.000#	100.0#	0#	-57.50#
119	A2	30,31-Trishomohopane-22R (T	0.540	0.000#	100.0#	0#	-58.13#
120	A2	Tetrakishomohopane-22S (T32	0.540	0.000#	100.0#	0#	-60.12#
121	A2	Tetrakishomohopane-22R (T33	0.540	0.000#	100.0#	0#	-61.02#
122	A2	Pentakishomohopane-22S (T34	0.540	0.000#	100.0#	0#	-63.21#
123	A2	Pentakishomohopane-22R (T35	0.540	0.000#	100.0#	0#	-64.53#
124	SA1	5B(H)Cholane - Surr	0.232	0.249	-7.3	76	-0.01
125	A2	13b(H),17a(H)-20S-Diacholes	0.232	0.000#	100.0#	0#	-45.17#
126	A2	13b(H),17a(H)-20R-Diacholes	0.232	0.000#	100.0#	0#	-45.59#
127	A2	13b,17a-20S-Methyldiacholes	0.232	0.000#	100.0#	0#	-46.30#
128	A2	14a(H),17a(H)-20S-Cholestan	0.232	0.000#	100.0#	0#	-47.14#
129	A2	14a(H),17a(H)-20R-Cholestan	0.232	0.000#	100.0#	0#	-47.67#
130	A2	13b,17a-20R-Ethyldiacholest	0.232	0.000#	100.0#	0#	-47.94#
131	A2	13a,17b-20S-Ethyldiacholest	0.232	0.000#	100.0#	0#	-48.22#
132	A2	14a,17a-20S-Methylcholestan	0.232	0.000#	100.0#	0#	-48.38#
133	A2	14a,17a-20R-Methylcholestan	0.232	0.000#	100.0#	0#	-49.08#
134	A2	14a(H),17a(H)-20S-Ethylchol	0.232	0.000#	100.0#	0#	-49.42#
135	A2	14a(H),17a(H)-20R-Ethylchol	0.232	0.000#	100.0#	0#	-50.32#
136	A2	14b(H),17b(H)-20R-Cholestan	0.232	0.000#	100.0#	0#	-47.25#
137	A2	14b(H),17b(H)-20S-Cholestan	0.232	0.000#	100.0#	0#	-47.33#
138	A2	14b,17b-20R-Methylcholestan	0.232	0.000#	100.0#	0#	-48.54#
139	A2	14b,17b-20S-Methylcholestan	0.232	0.000#	100.0#	0#	-48.61#
140	A2	14b(H),17b(H)-20R-Ethylchol	0.232	0.000#	100.0#	0#	-49.67#
141	A2	14b(H),17b(H)-20S-Ethylchol	0.232	0.000#	100.0#	0#	-49.72#
142	A2	C26,20R- +C27,20S- triaroma	0.232	0.000#	100.0#	0#	-49.38#
143	A2	C28,20S-triaromatic steroid	0.232	0.000#	100.0#	0#	-50.24#
144	A2	C27,20R-triaromatic steroid	0.232	0.000#	100.0#	0#	-50.68#
145	A2	C28,20R-triaromatic steroid	0.232	0.000#	100.0#	0#	-51.89#

(#) = Out of Range SPCC's out = 0 CCC's out = 0

Quantitation Report (QT Reviewed)

Data Path : O:\FORENSICS\DATA\PAH1\JAN08\JAN29\
Data File : A19323.D
Acq On : 1 Feb 2008 9:29 am
Operator : ac
Sample : C1012906
Misc : CC
ALS Vial : 41 Sample Multiplier: 1

Quant Time: Feb 01 11:01:10 2008
Quant Method : O:\FORENSICS\METHODS\PAH1\JAN08\PAH10107.M
Quant Title : Decalins & Alkylated PAH's
QLast Update : Thu Jan 17 12:42:45 2008
Response via : Initial Calibration

Internal Standards	R.T.	QIon	Response	Conc	Units	Dev(Min)
1) Acenaphthene-d10	26.54	164	34735	500.00	ng/mL	-0.01
71) Chrysene-d12	43.01	240	50573	500.00	ng/mL	0.00
System Monitoring Compounds						
13) 2-Methylnaphthalene-d10	22.22	152	44867	523.89	ng/mL	-0.07
Spiked Amount 1000.000	Range 50 - 130		Recovery = 52.39%			
57) Pyrene-d10	38.10	212	51082	500.34	ng/mL	0.00
Spiked Amount 1000.000	Range 50 - 130		Recovery = 50.03%			
80) Benzo[b]fluoranthene-d12	46.92	264	56214	516.19	ng/mL	-0.01
Spiked Amount 1000.000	Range 50 - 130		Recovery = 51.62%			
124) 5B(H)Cholane - Surr	43.65	217	12569	535.73	ng/ml	-0.01
Spiked Amount 1000.000	Range 50 - 130		Recovery = 53.57%			
Target Compounds						Qvalue
2) trans-Decalin	16.23	138	7634	245.33	ng/mL	100
3) cis-Decalin	17.44	138	5754	245.45	ng/mL	100
8) Naphthalene	19.64	128	74626	492.64	ng/mL#	100
14) 2-Methylnaphthalene	22.34	142	48411	482.25	ng/mL#	100
15) 1-Methylnaphthalene	22.78	142	47184	476.61	ng/mL#	100
16) Benzothiophene	19.87	134	55928	478.45	ng/mL	100
21) Biphenyl	24.24	154	62009m	490.66	ng/mL	
22) 2,6-Dimethylnaphthalene	24.85	156	43870m	503.46	ng/mL	
23) Dibenzofuran	27.32	168	65448	483.05	ng/mL	91
24) Acenaphthylene	25.94	152	76784	547.05	ng/mL#	100
25) Acenaphthene	26.67	153	46786	495.31	ng/mL	98
26) 2,3,5-Trimethylnaphthalene	28.24	170	39976	515.62	ng/mL	97
27) Fluorene	28.70	166	53601	504.01	ng/mL	99
31) Dibenzothiophene	32.02	184	69452	483.84	ng/mL#	76
40) Phenanthrene	32.51	178	75457	502.52	ng/mL	100
51) Retene	39.51	234	14053	561.93	ng/mL	95
52) Anthracene	32.70	178	74605m	593.24	ng/mL	
53) Carbazole	33.37	167	67987	539.05	ng/mL#	83
54) 1-Methylphenanthrene	35.03	192	55880	521.45	ng/mL	99
55) Fluoranthene	37.28	202	82243	534.22	ng/mL#	92
56) Benzo(b)fluorene	39.81	216	47097	523.11	ng/mL	96
58) Pyrene	38.17	202	82922	521.81	ng/mL	96
63) Naphthobenzothiophene	42.02	234	72714	500.19	ng/ml#	51
64) Naphthobenzothiophene-2,1-	42.02	234	72714	500.19	ng/mL#	51
72) Benz[a]anthracene	42.95	228	76650	579.20	ng/mL	92
73) Chrysene	43.11	228	76709m	531.41	ng/mL	
74) Chrysene/Triphenylene	43.11	228	76688m	531.26	ng/mL	
81) Benzo[b]fluoranthene	47.00	252	77825	544.95	ng/mL#	19
82) Benzo[k]fluoranthene	47.08	252	79112	519.21	ng/mL#	1
84) Benzo[e]pyrene	47.99	252	72938	503.78	ng/mL#	40
85) Benzo[a]pyrene	48.18	252	69954m	572.54	ng/mL	
86) Perylene	48.49	252	70896m	548.65	ng/mL	
87) Indeno[1,2,3-cd]pyrene	52.91	276	74026m	592.96	ng/mL	
88) Dibenz[a,h]anthracene	52.99	278	69972	554.07	ng/mL#	28
89) Benzo[g,h,i]perylene	54.19	276	73711	502.71	ng/mL#	76
90) 17a(H),21B(H)-hopane - C30	52.06	191	23002	420.99	ng/mL#	71
91) Hopane (T19)	52.06	191	23002	420.99	ng/mL#	71

(#) = qualifier out of range (m) = manual integration (+) = signals summed

Quantitation Report (QT Reviewed)

Data Path : O:\FORENSICS\DATA\PAH1\JAN08\JAN29\
Data File : A19323.D
Acq On : 1 Feb 2008 9:29 am
Operator : ac
Sample : C1012906
Misc : CC
ALS Vial : 41 Sample Multiplier: 1

Quant Time: Feb 01 11:01:10 2008
Quant Method : O:\FORENSICS\METHODS\PAH1\JAN08\PAH10107.M
Quant Title : Decalins & Alkylated PAH's
QLast Update : Thu Jan 17 12:42:45 2008
Response via : Initial Calibration

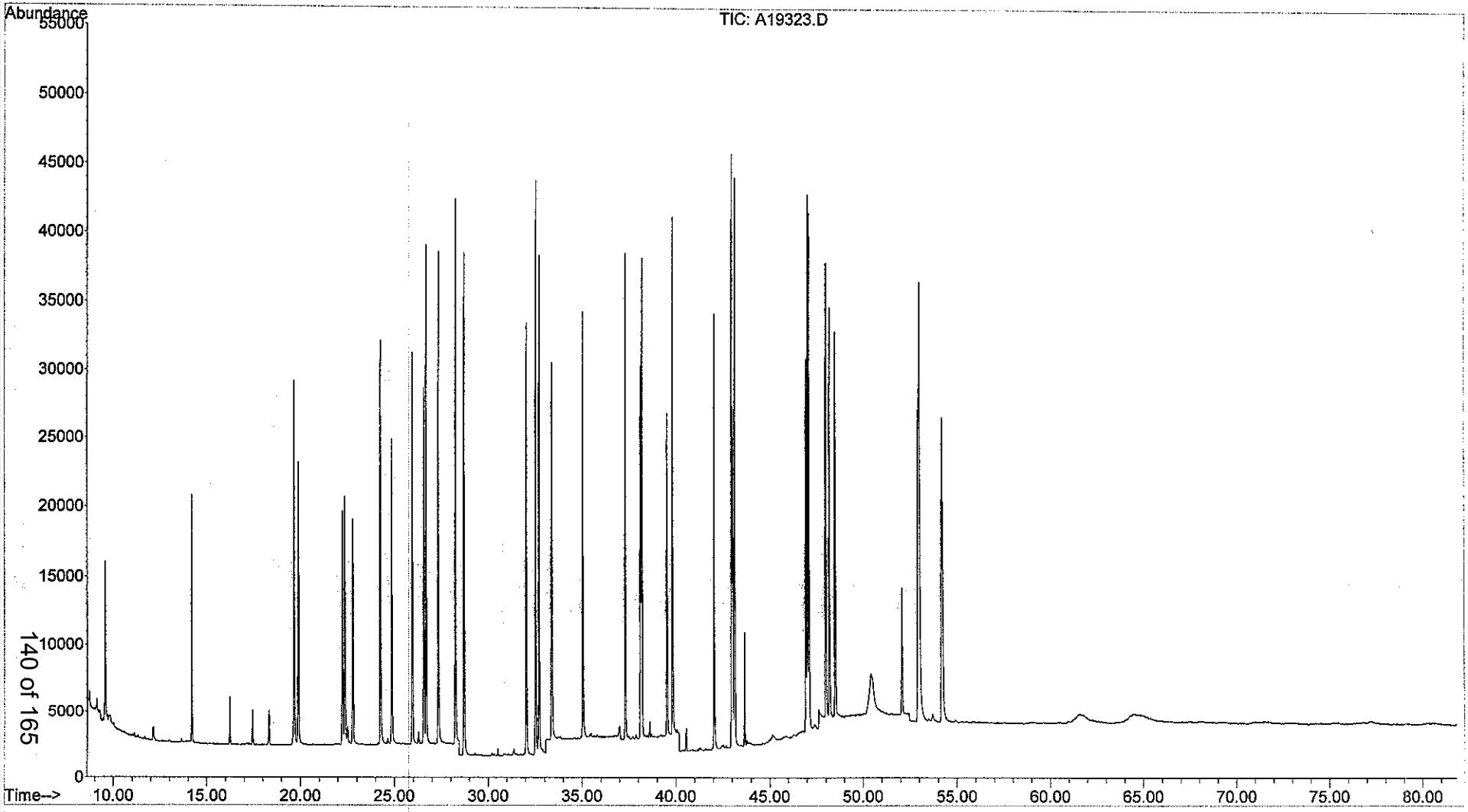

Evaluate Continuing Calibration Report

Data Path : O:\Forensics\Data\PAH1\FEB08\FEB02\
Data File : A19334.D
Acq On : 2 Feb 2008 11:41 am
Operator : SEO
Sample : C1020201
Misc : CC
ALS Vial : 2 Sample Multiplier: 1

Quant Time: Feb 02 13:17:53 2008
Quant Method : O:\FORENSICS\METHODS\PAH1\JAN08\PAH10107.M
Quant Title : Decalins & Alkylated PAH's
QLast Update : Thu Jan 17 12:42:45 2008
Response via : Initial Calibration

2/2/08 SEO

Min. RRF : 0.050 Min. Rel. Area : 10% Max. R.T. Dev 0.50min
Max. RRF Dev : 30% Max. Rel. Area : 200%

		Compound	AvgRF	CCRF	%Dev	Area%	Dev(min)
1	i	Acenaphthene-d10	1.000	1.000	0.0	60	-0.01
2	A1	trans-Decalin	0.448	0.444	0.9	61	-0.02
3	t	cis-Decalin	0.337	0.338	-0.3	61	-0.02
4	A2	C1-Decalins	0.448	0.000#	100.0#	0#	-17.72#
5	A2	C2-Decalins	0.448	0.000#	100.0#	0#	-19.15#
6	A2	C3-Decalins	0.448	0.000#	100.0#	0#	-21.97#
7	A2	C4-Decalins	0.448	0.000#	100.0#	0#	-24.76#
8	A1	Naphthalene	2.181	2.195	-0.6	58	-0.01
9	A2	C1-Naphthalenes	2.181	0.000#	100.0#	0#	-22.36#
10	A2	C2-Naphthalenes	2.181	0.000#	100.0#	0#	-25.20#
11	A2	C3-Naphthalenes	2.181	0.000#	100.0#	0#	-27.55#
12	A2	C4-Naphthalenes	2.181	0.000#	100.0#	0#	-30.31#
13	s	2-Methylnaphthalene-d10	1.233	1.299	-5.4	60	-0.06
14	t	2-Methylnaphthalene	1.445	1.419	1.8	57	0.00
15	t	1-Methylnaphthalene	1.425	1.379	3.2	57	-0.01
16	A1	Benzothiophene	1.683	1.660	1.4	57	-0.01
17	A2	C1-Benzo(b)thiophenes	1.683	0.000#	100.0#	0#	-22.75#
18	A2	C2-Benzo(b)thiophenes	1.683	0.000#	100.0#	0#	-24.92#
19	A2	C3-Benzo(b)thiophenes	1.683	0.000#	100.0#	0#	-27.72#
20	A2	C4-Benzo(b)thiophenes	1.683	0.000#	100.0#	0#	-29.49#
21	t	Biphenyl	1.819	1.748	3.9	56	-0.01
22	t	2,6-Dimethylnaphthalene	1.254	1.226	2.2	57	-0.01
23	t	Dibenzofuran	1.950	1.902	2.5	56	0.00
24	t	Acenaphthylene	2.020	2.173	-7.6	62	-0.01
25	t	Acenaphthene	1.360	1.350	0.7	58	-0.01
26	t	2,3,5-Trimethylnaphthalene	1.116	1.125	-0.8	59	0.00
27	A1	Fluorene	1.531	1.482	3.2	56	0.01
28	A2	C1-Fluorenes	1.531	0.000#	100.0#	0#	-31.06#
29	A2	C2-Fluorenes	1.531	0.000#	100.0#	0#	-33.11#
30	A2	C3-Fluorenes	1.531	0.000#	100.0#	0#	-35.10#
31	A1	Dibenzothiophene	2.066	1.991	3.6	55	0.00
32	A2	4-Methyldibenzothiophene(4M	2.066	0.000#	100.0#	0#	-33.80#
33	A2	2/3-Methyldibenzothiophene(	2.066	0.000#	100.0#	0#	-34.11#
34	A2	1-Methyldibenzothiophene(1M	2.066	0.000#	100.0#	0#	-34.57#
35	A2	OTP	2.066	0.000#	100.0#	0#	-34.23#
36	A2	C1-Dibenzothiophenes	2.066	0.000#	100.0#	0#	-33.80#
37	A2	C2-Dibenzothiophenes	2.066	0.000#	100.0#	0#	-35.84#
38	A2	C3-Dibenzothiophenes	2.066	0.000#	100.0#	0#	-37.29#
39	A2	C4-Dibenzothiophenes	2.066	0.000#	100.0#	0#	-38.99#
40	A1	Phenanthrene	2.161	2.099	2.9	56	0.00
41	A2	3-Methylphenanthrene(3MP)	2.161	0.000#	100.0#	0#	-34.48#
42	A2	2/4-Methylphenanthrene(2MP)	2.161	0.000#	100.0#	0#	-34.59#
43	A2	2-Methylanthracene(2MA)	2.161	0.000#	100.0#	0#	-34.75#
44	A2	9-Methylphenanthrene(9MP)	2.161	0.000#	100.0#	0#	-34.94#
45	A2	1-Methylphenanthrene(1MP)	2.161	0.000#	100.0#	0#	-35.03#
46	A2	C1-Phenanthrenes/Anthracene	2.161	0.000#	100.0#	0#	-34.59#
47	A2	C2-Phenanthrenes/Anthracene	2.161	0.000#	100.0#	0#	-36.76#
48	A2	5AA IS BKGD	2.161	0.000#	100.0#	0#	-36.59#
49	A2	C3-Phenanthrenes/Anthracene	2.161	0.000#	100.0#	0#	-38.59#
50	A2	C4-Phenanthrenes/Anthracene	2.161	0.000#	100.0#	0#	-40.81#
51	t	Retene	0.360	0.354	1.7	59	-0.05
52	t	Anthracene	1.810	1.848	-2.1	54	0.01

Evaluate Continuing Calibration Report

Data Path : O:\Forensics\Data\PAH1\FEB08\FEB02\
Data File : A19334.D
Acq On : 2 Feb 2008 11:41 am
Operator : SEO
Sample : C1020201
Misc : CC
ALS Vial : 2 Sample Multiplier: 1

Quant Time: Feb 02 13:17:53 2008
Quant Method : O:\FORENSICS\METHODS\PAH1\JAN08\PAH10107.M
Quant Title : Decalins & Alkylated PAH's
QLast Update : Thu Jan 17 12:42:45 2008
Response via : Initial Calibration

Min. RRF : 0.050 Min. Rel. Area : 10% Max. R.T. Dev 0.50min
Max. RRF Dev : 30% Max. Rel. Area : 200%

		Compound	AvgRF	CCRF	%Dev	Area%	Dev(min)
53	t	Carbazole	1.816	1.591	12.4	52	0.01
54	t	1-Methylphenanthrene	1.543	1.477	4.3	55	0.00
55	A1	Fluoranthene	2.216	2.260	-2.0	57	0.00
56	t	Benzo(b)fluorene	1.296	0.892	31.2#	39	0.00
57	s	Pyrene-d10	1.470	1.402	4.6	59	0.00
58	A1	Pyrene	2.287	2.307	-0.9	56	0.00
59	A2	C1-Fluoranthenes/Pyrenes	2.287	0.000#	100.0#	0#	-39.97#
60	A2	C2-Fluoranthenes/Pyrenes	2.287	0.000#	100.0#	0#	-42.04#
61	A2	C3-Fluoranthenes/Pyrenes	2.287	0.000#	100.0#	0#	-43.51#
62	A2	C4-Fluoranthenes/Pyrenes	2.287	0.000#	100.0#	0#	-45.27#
63	A1	Naphthobenzothiophene	2.093	1.893	9.6	52	0.00
64	A2	Naphthobenzothiophene-2,1-D	2.093	1.893	9.6	52	0.00
65	A2	Naphthobenzothiophene-1,2-D	2.093	0.000#	100.0#	0#	-42.37#
66	A2	Naphthobenzothiophene-2,3-D	2.093	0.000#	100.0#	0#	-42.67#
67	A2	C1-Naphthobenzothiophenes	2.093	0.000#	100.0#	0#	-43.44#
68	A2	C2-Naphthobenzothiophenes	2.093	0.000#	100.0#	0#	-45.29#
69	A2	C3-Naphthobenzothiophenes	2.093	0.000#	100.0#	0#	-47.04#
70	A2	C4-Naphthobenzothiophenes	2.093	0.000#	100.0#	0#	-48.12#
71	i	Chrysene-d12	1.000	1.000	0.0	53	0.01
72	t	Benz[a]anthracene	1.308	1.344	-2.8	52	0.01
73	A1	Chrysene	1.427	1.475	-3.4	52	0.01
74	A2	Chrysene/Triphenylene	1.427	1.476	-3.4	52	0.01
75	A2	C1-Chrysenes	1.427	0.000#	100.0#	0#	-44.66#
76	A2	C2-Chrysenes	1.427	0.000#	100.0#	0#	-46.31#
77	A2	BBF-d12 Surr BKGD	1.427	0.000#	100.0#	0#	-46.99#
78	A2	C3-Chrysenes	1.427	0.000#	100.0#	0#	-47.90#
79	A2	C4-Chrysenes	1.427	0.000#	100.0#	0#	-49.37#
80	s	Benzo[b]fluoranthene-d12	1.077	1.041	3.3	51	0.00
81	t	Benzo[b]fluoranthene	1.412	1.294	8.4	47	0.00
82	A1	Benzo[k]fluoranthene	1.506	1.431	5.0	48	0.01
83	A2	Benzo[a]fluoranthene	1.506	0.000#	100.0#	0#	-47.51#
84	t	Benzo[e]pyrene	1.431	1.348	5.8	49	0.00
85	t	Benzo[a]pyrene	1.208	1.060	12.3	44	0.01
86	t	Perylene	1.278	1.168	8.6	46	0.01
87	t	Indeno[1,2,3-cd]pyrene	1.234	0.795	35.6#	35	0.05
88	t	Dibenz[a,h]anthracene	1.249	0.721	42.3#	30	0.06
89	t	Benzo[g,h,i]perylene	1.450	1.030	29.0	38	0.02
90	A1	17a(H),21B(H)-hopane - C30H	0.540	0.489	9.4	59	-0.01
91	A2	Hopane (T19)	0.540	0.489	9.4	59	-0.01
92	A2	C23 Tricyclic Terpane (T4)	0.540	0.000#	100.0#	0#	-40.67#
93	A2	C24 Tricyclic Terpane (T5)	0.540	0.000#	100.0#	0#	-41.40#
94	A2	C25 Tricyclic Terpane (T6)	0.540	0.000#	100.0#	0#	-42.93#
95	A2	C24 Tetracyclic Terpane (T6	0.540	0.000#	100.0#	0#	-44.20#
96	A2	C26 Tricyclic Terpane-22S (	0.540	0.000#	100.0#	0#	-43.96#
97	A2	C26 Tricyclic Terpane-22R (	0.540	0.000#	100.0#	0#	-44.04#
98	A2	C28 Tricyclic Terpane-22S (	0.540	0.000#	100.0#	0#	-46.35#
99	A2	C28 Tricyclic Terpane-22R (	0.540	0.000#	100.0#	0#	-46.51#
100	A2	C29 Tricyclic Terpane-22S (	0.540	0.000#	100.0#	0#	-47.02#
101	A2	C29 Tricyclic Terpane-22R (	0.540	0.000#	100.0#	0#	-47.21#
102	A2	18a-22,29,30-Trisnorneohopa	0.540	0.000#	100.0#	0#	-48.33#
103	A2	C30 Tricyclic Terpane-22S	0.540	0.000#	100.0#	0#	-48.43#

Evaluate Continuing Calibration Report

Data Path : O:\Forensics\Data\PAH1\FEB08\FEB02\
Data File : A19334.D
Acq On : 2 Feb 2008 11:41 am
Operator : SEO
Sample : C1020201
Misc : CC
ALS Vial : 2 Sample Multiplier: 1

Quant Time: Feb 02 13:17:53 2008
Quant Method : O:\FORENSICS\METHODS\PAH1\JAN08\PAH10107.M
Quant Title : Decalins & Alkylated PAH's
QLast Update : Thu Jan 17 12:42:45 2008
Response via : Initial Calibration

Min. RRF : 0.050 Min. Rel. Area : 10% Max. R.T. Dev 0.50min
Max. RRF Dev : 30% Max. Rel. Area : 200%

		Compound	AvgRF	CCRF	%Dev	Area%	Dev(min)
104	A2	C30 Tricyclic Terpane-22R	0.540	0.000#	100.0#	0#	-48.68#
105	A2	17a(H)-22,29,30-Trisnorhopa	0.540	0.000#	100.0#	0#	-48.86#
106	A2	17a/b,21b/a 28,30-Bisnorhop	0.540	0.000#	100.0#	0#	-50.05#
107	A2	17a(H),21b(H)-25-Norhopane	0.540	0.000#	100.0#	0#	-49.87#
108	A2	30-Norhopane (T15)	0.540	0.000#	100.0#	0#	-50.71#
109	A2	18a(H)-30-Norneohopane-C29T	0.540	0.000#	100.0#	0#	-50.82#
110	A2	17a(H)-Diahopane (X)	0.540	0.000#	100.0#	0#	-50.94#
111	A2	30-Normoretane (T17)	0.540	0.000#	100.0#	0#	-51.49#
112	A2	18a(H)&18b(H)-Oleananes (T1	0.540	0.000#	100.0#	0#	-51.89#
113	A2	Moretane (T20)	0.540	0.000#	100.0#	0#	-52.76#
114	A2	30-Homohopane-22S (T21)	0.540	0.000#	100.0#	0#	-53.84#
115	A2	30-Homohopane-22R (T22)	0.540	0.000#	100.0#	0#	-54.08#
116	A2	30,31-Bishomohopane-22S (T2	0.540	0.000#	100.0#	0#	-55.39#
117	A2	30,31-Bishomohopane-22R (T2	0.540	0.000#	100.0#	0#	-55.78#
118	A2	30,31-Trishomohopane-22S (T	0.540	0.000#	100.0#	0#	-57.50#
119	A2	30,31-Trishomohopane-22R (T	0.540	0.000#	100.0#	0#	-58.13#
120	A2	Tetrakishomohopane-22S (T32	0.540	0.000#	100.0#	0#	-60.12#
121	A2	Tetrakishomohopane-22R (T33	0.540	0.000#	100.0#	0#	-61.02#
122	A2	Pentakishomohopane-22S (T34	0.540	0.000#	100.0#	0#	-63.21#
123	A2	Pentakishomohopane-22R (T35	0.540	0.000#	100.0#	0#	-64.53#
124	SA1	5B(H)Cholane - Surr	0.232	0.273	-17.7	61	-0.01
125	A2	13b(H),17a(H)-20S-Diacholes	0.232	0.000#	100.0#	0#	-45.17#
126	A2	13b(H),17a(H)-20R-Diacholes	0.232	0.000#	100.0#	0#	-45.59#
127	A2	13b,17a-20S-Methyldiacholes	0.232	0.000#	100.0#	0#	-46.30#
128	A2	14a(H),17a(H)-20S-Cholestan	0.232	0.000#	100.0#	0#	-47.14#
129	A2	14a(H),17a(H)-20R-Cholestan	0.232	0.000#	100.0#	0#	-47.67#
130	A2	13b,17a-20R-Ethyldiacholest	0.232	0.000#	100.0#	0#	-47.94#
131	A2	13a,17b-20S-Ethyldiacholest	0.232	0.000#	100.0#	0#	-48.22#
132	A2	14a,17a-20S-Methylcholestan	0.232	0.000#	100.0#	0#	-48.38#
133	A2	14a,17a-20R-Methylcholestan	0.232	0.000#	100.0#	0#	-49.08#
134	A2	14a(H),17a(H)-20S-Ethylchol	0.232	0.000#	100.0#	0#	-49.42#
135	A2	14a(H),17a(H)-20R-Ethylchol	0.232	0.000#	100.0#	0#	-50.32#
136	A2	14b(H),17b(H)-20R-Cholestan	0.232	0.000#	100.0#	0#	-47.25#
137	A2	14b(H),17b(H)-20S-Cholestan	0.232	0.000#	100.0#	0#	-47.33#
138	A2	14b,17b-20R-Methylcholestan	0.232	0.000#	100.0#	0#	-48.54#
139	A2	14b,17b-20S-Methylcholestan	0.232	0.000#	100.0#	0#	-48.61#
140	A2	14b(H),17b(H)-20R-Ethylchol	0.232	0.000#	100.0#	0#	-49.67#
141	A2	14b(H),17b(H)-20S-Ethylchol	0.232	0.000#	100.0#	0#	-49.72#
142	A2	C26,20R- +C27,20S- triaroma	0.232	0.000#	100.0#	0#	-49.38#
143	A2	C28,20S-triaromatic steroid	0.232	0.000#	100.0#	0#	-50.24#
144	A2	C27,20R-triaromatic steroid	0.232	0.000#	100.0#	0#	-50.68#
145	A2	C28,20R-triaromatic steroid	0.232	0.000#	100.0#	0#	-51.89#

(#) = Out of Range SPCC's out = 0 CCC's out = 0

Quantitation Report (QT Reviewed)

Data Path : O:\Forensics\Data\PAH1\FEB08\FEB02\
Data File : A19334.D
Acq On : 2 Feb 2008 11:41 am
Operator : SEO
Sample : C1020201
Misc : CC
ALS Vial : 2 Sample Multiplier: 1

2/12/08 SEO

Quant Time: Feb 02 13:17:53 2008
Quant Method : O:\FORENSICS\METHODS\PAH1\JAN08\PAH10107.M
Quant Title : Decalins & Alkylated PAH's
QLast Update : Thu Jan 17 12:42:45 2008
Response via : Initial Calibration

Internal Standards	R.T.	QIon	Response	Conc	Units	Dev(Min)
1) Acenaphthene-d10	26.54	164	28583	500.00	ng/mL	-0.01
71) Chrysene-d12	43.03	240	37048	500.00	ng/mL	0.01
System Monitoring Compounds						
13) 2-Methylnaphthalene-d10	22.23	152	37137	526.96	ng/mL	-0.06
Spiked Amount 1000.000	Range 50 - 130		Recovery = 52.70%			
57) Pyrene-d10	38.10	212	40060	476.84	ng/mL	0.00
Spiked Amount 1000.000	Range 50 - 130		Recovery = 47.68%#			
80) Benzo[b]fluoranthene-d12	46.93	264	38585	483.66	ng/mL	0.00
Spiked Amount 1000.000	Range 50 - 130		Recovery = 48.37%#			
124) 5B(H)Cholane - Surr	43.65	217	10129	589.34	ng/ml	-0.01
Spiked Amount 1000.000	Range 50 - 130		Recovery = 58.93%			
Target Compounds						Qvalue
2) trans-Decalin	16.23	138	6352	248.06	ng/mL	100
3) cis-Decalin	17.44	138	4837	250.75	ng/mL	100
8) Naphthalene	19.66	128	62733	503.26	ng/mL#	100
14) 2-Methylnaphthalene	22.36	142	40560	491.01	ng/mL#	100
15) 1-Methylnaphthalene	22.78	142	39407	483.73	ng/mL#	100
16) Benzothiophene	19.87	134	47440	493.19	ng/mL	100
21) Biphenyl	24.24	154	49975	480.55	ng/mL#	100
22) 2,6-Dimethylnaphthalene	24.85	156	35050	488.81	ng/mL#	100
23) Dibenzofuran	27.32	168	54375	487.71	ng/mL	92
24) Acenaphthylene	25.94	152	62099m	537.65	ng/mL	
25) Acenaphthene	26.67	153	38587	496.44	ng/mL	99
26) 2,3,5-Trimethylnaphthalene	28.24	170	32160	504.09	ng/mL	96
27) Fluorene	28.71	166	42352	483.95	ng/mL	99
31) Dibenzothiophene	32.02	184	56900	481.72	ng/mL#	76
40) Phenanthrene	32.51	178	59985	485.46	ng/mL	99
51) Retene	39.52	234	10118	491.66	ng/mL	94
52) Anthracene	32.71	178	52808	510.30	ng/mL	98
53) Carbazole	33.38	167	45477	438.18	ng/mL#	84
54) 1-Methylphenanthrene	35.03	192	42208m	478.64	ng/mL	
55) Fluoranthene	37.29	202	64593	509.88	ng/mL#	92
56) Benzo(b)fluorene	39.82	216	25488	344.03	ng/mL	97
58) Pyrene	38.17	202	65934	504.21	ng/mL	97
63) Naphthobenzothiophene	42.02	234	54101	452.25	ng/ml#	50
64) Naphthobenzothiophene-2,1-	42.02	234	54101	452.25	ng/mL#	50
72) Benz[a]anthracene	42.97	228	49809	513.79	ng/mL	91
73) Chrysene	43.13	228	54651m	516.81	ng/mL	
74) Chrysene/Triphenylene	43.13	228	54687m	517.16	ng/mL	
81) Benzo[b]fluoranthene	47.00	252	47958	458.41	ng/mL#	19
82) Benzo[k]fluoranthene	47.09	252	53011m	474.92	ng/mL	
84) Benzo[e]pyrene	47.99	252	49934	470.80	ng/mL#	39
85) Benzo[a]pyrene	48.19	252	39267m	438.70	ng/mL	
86) Perylene	48.49	252	43267m	457.07	ng/mL	
87) Indeno[1,2,3-cd]pyrene	52.95	276	29445m	321.97	ng/mL	
88) Dibenz[a,h]anthracene	53.04	278	26696	288.57	ng/mL#	27
89) Benzo[g,h,i]perylene	54.21	276	38152	355.19	ng/mL#	75
90) 17a(H),21B(H)-hopane - C30	52.06	191	18117	452.64	ng/mL#	72
91) Hopane (T19)	52.06	191	18117	452.64	ng/mL#	72

(#) = qualifier out of range (m) = manual integration (+) = signals summed

Quantitation Report (QT Reviewed)

Data Path : O:\Forensics\Data\PAH1\FEB08\FEB02\
Data File : A19334.D
Acq On : 2 Feb 2008 11:41 am
Operator : SEO
Sample : C1020201
Misc : CC
ALS Vial : 2 Sample Multiplier: 1

Quant Time: Feb 02 13:17:53 2008
Quant Method : O:\FORENSICS\METHODS\PAH1\JAN08\PAH10107.M
Quant Title : Decalins & Alkylated PAH's
QLast Update : Thu Jan 17 12:42:45 2008
Response via : Initial Calibration

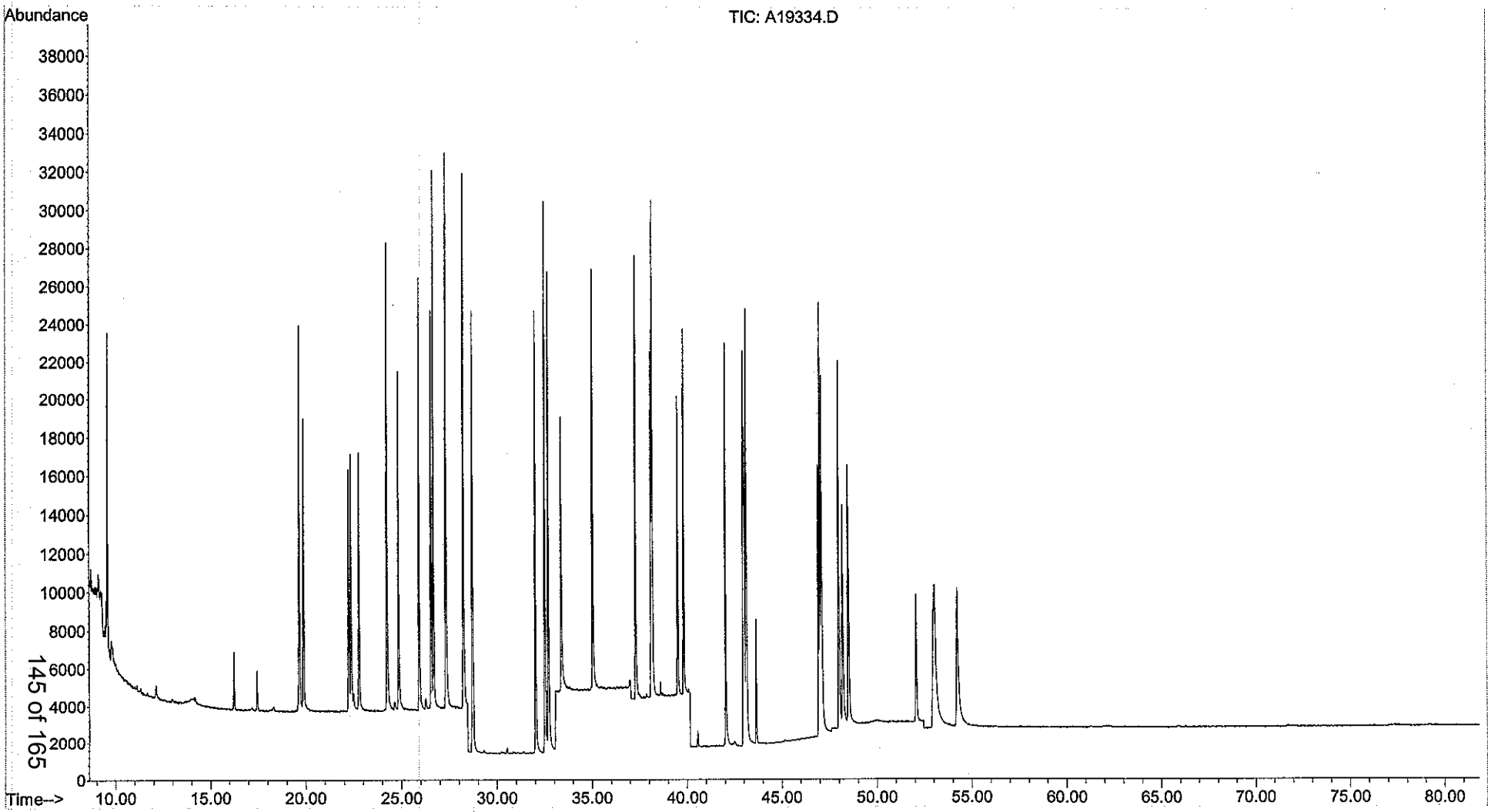

Evaluate Continuing Calibration Report

Data Path : O:\Forensics\Data\PAH1\FEB08\FEB02\
Data File : A19336.D
Acq On : 2 Feb 2008 2:52 pm
Operator : SEO
Sample : C1020202
Misc : CC
ALS Vial : 4 Sample Multiplier: 1

2/2/08

Quant Time: Feb 02 16:33:58 2008
Quant Method : O:\FORENSICS\METHODS\PAH1\JAN08\PAH10107.M
Quant Title : Decalins & Alkylated PAH's
QLast Update : Thu Jan 17 12:42:45 2008
Response via : Initial Calibration

Min. RRF : 0.050 Min. Rel. Area : 10% Max. R.T. Dev 0.50min
Max. RRF Dev : 30% Max. Rel. Area : 200%

		Compound	AvgRF	CCRF	%Dev	Area%	Dev(min)
1	i	Acenaphthene-d10	1.000	1.000	0.0	60	-0.01
2	A1	trans-Decalin	0.448	0.445	0.7	61	-0.02
3	t	cis-Decalin	0.337	0.340	-0.9	62	-0.02
4	A2	C1-Decalins	0.448	0.000#	100.0#	0#	-17.72#
5	A2	C2-Decalins	0.448	0.000#	100.0#	0#	-19.15#
6	A2	C3-Decalins	0.448	0.000#	100.0#	0#	-21.97#
7	A2	C4-Decalins	0.448	0.000#	100.0#	0#	-24.76#
8	A1	Naphthalene	2.181	2.218	-1.7	59	-0.01
9	A2	C1-Naphthalenes	2.181	0.000#	100.0#	0#	-22.36#
10	A2	C2-Naphthalenes	2.181	0.000#	100.0#	0#	-25.20#
11	A2	C3-Naphthalenes	2.181	0.000#	100.0#	0#	-27.55#
12	A2	C4-Naphthalenes	2.181	0.000#	100.0#	0#	-30.31#
13	s	2-Methylnaphthalene-d10	1.233	1.298	-5.3	60	-0.06
14	t	2-Methylnaphthalene	1.445	1.415	2.1	57	0.00
15	t	1-Methylnaphthalene	1.425	1.386	2.7	57	-0.01
16	A1	Benzothiophene	1.683	1.655	1.7	58	-0.01
17	A2	C1-Benzo(b)thiophenes	1.683	0.000#	100.0#	0#	-22.75#
18	A2	C2-Benzo(b)thiophenes	1.683	0.000#	100.0#	0#	-24.92#
19	A2	C3-Benzo(b)thiophenes	1.683	0.000#	100.0#	0#	-27.72#
20	A2	C4-Benzo(b)thiophenes	1.683	0.000#	100.0#	0#	-29.49#
21	t	Biphenyl	1.819	1.741	4.3	56	-0.01
22	t	2,6-Dimethylnaphthalene	1.254	1.222	2.6	57	-0.01
23	t	Dibenzofuran	1.950	1.888	3.2	56	0.00
24	t	Acenaphthylene	2.020	2.172	-7.5	62	-0.01
25	t	Acenaphthene	1.360	1.344	1.2	58	-0.01
26	t	2,3,5-Trimethylnaphthalene	1.116	1.122	-0.5	59	0.00
27	A1	Fluorene	1.531	1.458	4.8	55	0.01
28	A2	C1-Fluorenes	1.531	0.000#	100.0#	0#	-31.06#
29	A2	C2-Fluorenes	1.531	0.000#	100.0#	0#	-33.11#
30	A2	C3-Fluorenes	1.531	0.000#	100.0#	0#	-35.10#
31	A1	Dibenzothiophene	2.066	1.978	4.3	55	0.00
32	A2	4-Methyldibenzothiophene(4M	2.066	0.000#	100.0#	0#	-33.80#
33	A2	2/3-Methyldibenzothiophene(	2.066	0.000#	100.0#	0#	-34.11#
34	A2	1-Methyldibenzothiophene(1M	2.066	0.000#	100.0#	0#	-34.57#
35	A2	OTP	2.066	0.000#	100.0#	0#	-34.23#
36	A2	C1-Dibenzothiophenes	2.066	0.000#	100.0#	0#	-33.80#
37	A2	C2-Dibenzothiophenes	2.066	0.000#	100.0#	0#	-35.84#
38	A2	C3-Dibenzothiophenes	2.066	0.000#	100.0#	0#	-37.29#
39	A2	C4-Dibenzothiophenes	2.066	0.000#	100.0#	0#	-38.99#
40	A1	Phenanthrene	2.161	2.079	3.8	55	0.00
41	A2	3-Methylphenanthrene(3MP)	2.161	0.000#	100.0#	0#	-34.48#
42	A2	2/4-Methylphenanthrene(2MP)	2.161	0.000#	100.0#	0#	-34.59#
43	A2	2-Methylanthracene(2MA)	2.161	0.000#	100.0#	0#	-34.75#
44	A2	9-Methylphenanthrene(9MP)	2.161	0.000#	100.0#	0#	-34.94#
45	A2	1-Methylphenanthrene(1MP)	2.161	0.000#	100.0#	0#	-35.03#
46	A2	C1-Phenanthrenes/Anthracene	2.161	0.000#	100.0#	0#	-34.59#
47	A2	C2-Phenanthrenes/Anthracene	2.161	0.000#	100.0#	0#	-36.76#
48	A2	5AA IS BKGD	2.161	0.000#	100.0#	0#	-36.59#
49	A2	C3-Phenanthrenes/Anthracene	2.161	0.000#	100.0#	0#	-38.59#
50	A2	C4-Phenanthrenes/Anthracene	2.161	0.000#	100.0#	0#	-40.81#
51	t	Retene	0.360	0.345	4.2	58	-0.05
52	t	Anthracene	1.810	1.924	-6.3	56	0.01

Evaluate Continuing Calibration Report

Data Path : O:\Forensics\Data\PAH1\FEB08\FEB02\
Data File : A19336.D
Acq On : 2 Feb 2008 2:52 pm
Operator : SEO
Sample : C1020202
Misc : CC
ALS Vial : 4 Sample Multiplier: 1

Quant Time: Feb 02 16:33:58 2008
Quant Method : O:\FORENSICS\METHODS\PAH1\JAN08\PAH10107.M
Quant Title : Decalins & Alkylated PAH's
QLast Update : Thu Jan 17 12:42:45 2008
Response via : Initial Calibration

Min. RRF : 0.050 Min. Rel. Area : 10% Max. R.T. Dev 0.50min
Max. RRF Dev : 30% Max. Rel. Area : 200%

		Compound	AvgRF	CCRF	%Dev	Area%	Dev(min)
53	t	Carbazole	1.816	1.525	16.0	50	0.01
54	t	1-Methylphenanthrene	1.543	1.513	1.9	56	0.00
55	A1	Fluoranthene	2.216	2.257	-1.9	58	-0.01
56	t	Benzo(b)fluorene	1.296	0.787	39.3#	35	0.00
57	s	Pyrene-d10	1.470	1.399	4.8	59	0.00
58	A1	Pyrene	2.287	2.307	-0.9	57	0.00
59	A2	C1-Fluoranthenes/Pyrenes	2.287	0.000#	100.0#	0#	-39.97#
60	A2	C2-Fluoranthenes/Pyrenes	2.287	0.000#	100.0#	0#	-42.04#
61	A2	C3-Fluoranthenes/Pyrenes	2.287	0.000#	100.0#	0#	-43.51#
62	A2	C4-Fluoranthenes/Pyrenes	2.287	0.000#	100.0#	0#	-45.27#
63	A1	Naphthobenzothiophene	2.093	1.861	11.1	51	0.00
64	A2	Naphthobenzothiophene-2,1-D	2.093	1.861	11.1	51	0.00
65	A2	Naphthobenzothiophene-1,2-D	2.093	0.000#	100.0#	0#	-42.37#
66	A2	Naphthobenzothiophene-2,3-D	2.093	0.000#	100.0#	0#	-42.67#
67	A2	C1-Naphthobenzothiophenes	2.093	0.000#	100.0#	0#	-43.44#
68	A2	C2-Naphthobenzothiophenes	2.093	0.000#	100.0#	0#	-45.29#
69	A2	C3-Naphthobenzothiophenes	2.093	0.000#	100.0#	0#	-47.04#
70	A2	C4-Naphthobenzothiophenes	2.093	0.000#	100.0#	0#	-48.12#
71	i	Chrysene-d12	1.000	1.000	0.0	52	0.01
72	t	Benz[a]anthracene	1.308	1.336	-2.1	50	0.01
73	A1	Chrysene	1.427	1.485	-4.1	52	0.01
74	A2	Chrysene/Triphenylene	1.427	1.486	-4.1	52	0.01
75	A2	C1-Chrysenes	1.427	0.000#	100.0#	0#	-44.66#
76	A2	C2-Chrysenes	1.427	0.000#	100.0#	0#	-46.31#
77	A2	BBF-d12 Surr BKGD	1.427	0.000#	100.0#	0#	-46.99#
78	A2	C3-Chrysenes	1.427	0.000#	100.0#	0#	-47.90#
79	A2	C4-Chrysenes	1.427	0.000#	100.0#	0#	-49.37#
80	s	Benzo[b]fluoranthene-d12	1.077	1.041	3.3	50	-0.01
81	t	Benzo[b]fluoranthene	1.412	1.269	10.1	45	0.00
82	A1	Benzo[k]fluoranthene	1.506	1.426	5.3	47	0.01
83	A2	Benzo[a]fluoranthene	1.506	0.000#	100.0#	0#	-47.51#
84	t	Benzo[e]pyrene	1.431	1.349	5.7	48	0.00
85	t	Benzo[a]pyrene	1.208	1.043	13.7	43	0.01
86	t	Perylene	1.278	1.125	12.0	43	0.01
87	t	Indeno[1,2,3-cd]pyrene	1.234	0.697	43.5#	30	0.05
88	t	Dibenz[a,h]anthracene	1.249	0.661	47.1#	27	0.06
89	t	Benzo[g,h,i]perylene	1.450	1.012	30.2#	37	0.02
90	A1	17a(H),21B(H)-hopane - C30H	0.540	0.468	13.3	55	-0.02
91	A2	Hopane (T19)	0.540	0.468	13.3	55	-0.02
92	A2	C23 Tricyclic Terpane (T4)	0.540	0.000#	100.0#	0#	-40.67#
93	A2	C24 Tricyclic Terpane (T5)	0.540	0.000#	100.0#	0#	-41.40#
94	A2	C25 Tricyclic Terpane (T6)	0.540	0.000#	100.0#	0#	-42.93#
95	A2	C24 Tetracyclic Terpane (T6	0.540	0.000#	100.0#	0#	-44.20#
96	A2	C26 Tricyclic Terpane-22S (	0.540	0.000#	100.0#	0#	-43.96#
97	A2	C26 Tricyclic Terpane-22R (	0.540	0.000#	100.0#	0#	-44.04#
98	A2	C28 Tricyclic Terpane-22S (	0.540	0.000#	100.0#	0#	-46.35#
99	A2	C28 Tricyclic Terpane-22R (	0.540	0.000#	100.0#	0#	-46.51#
.00	A2	C29 Tricyclic Terpane-22S (	0.540	0.000#	100.0#	0#	-47.02#
.01	A2	C29 Tricyclic Terpane-22R (	0.540	0.000#	100.0#	0#	-47.21#
.02	A2	18a-22,29,30-Trisnorneohopa	0.540	0.000#	100.0#	0#	-48.33#
.03	A2	C30 Tricyclic Terpane-22S	0.540	0.000#	100.0#	0#	-48.43#

Evaluate Continuing Calibration Report

Data Path : O:\Forensics\Data\PAH1\FEB08\FEB02\
Data File : A19336.D
Acq On : 2 Feb 2008 2:52 pm
Operator : SEO
Sample : C1020202
Misc : CC
ALS Vial : 4 Sample Multiplier: 1

Quant Time: Feb 02 16:33:58 2008
Quant Method : O:\FORENSICS\METHODS\PAH1\JAN08\PAH10107.M
Quant Title : Decalins & Alkylated PAH's
QLast Update : Thu Jan 17 12:42:45 2008
Response via : Initial Calibration

Min. RRF : 0.050 Min. Rel. Area : 10% Max. R.T. Dev 0.50min
Max. RRF Dev : 30% Max. Rel. Area : 200%

		Compound	AvgRF	CCRF	%Dev	Area%	Dev(min)
104	A2	C30 Tricyclic Terpane-22R	0.540	0.000#	100.0#	0#	-48.68#
105	A2	17a(H)-22,29,30-Trisnorhopa	0.540	0.000#	100.0#	0#	-48.86#
106	A2	17a/b,21b/a 28,30-Bisnorhop	0.540	0.000#	100.0#	0#	-50.05#
107	A2	17a(H),21b(H)-25-Norhopane	0.540	0.000#	100.0#	0#	-49.87#
108	A2	30-Norhopane (T15)	0.540	0.000#	100.0#	0#	-50.71#
109	A2	18a(H)-30-Norneohopane-C29T	0.540	0.000#	100.0#	0#	-50.82#
110	A2	17a(H)-Diahopane (X)	0.540	0.000#	100.0#	0#	-50.94#
111	A2	30-Normoretane (T17)	0.540	0.000#	100.0#	0#	-51.49#
112	A2	18a(H)&18b(H)-Oleananes (T1	0.540	0.000#	100.0#	0#	-51.89#
113	A2	Moretane (T20)	0.540	0.000#	100.0#	0#	-52.76#
114	A2	30-Homohopane-22S (T21)	0.540	0.000#	100.0#	0#	-53.84#
115	A2	30-Homohopane-22R (T22)	0.540	0.000#	100.0#	0#	-54.08#
116	A2	30,31-Bishomohopane-22S (T2	0.540	0.000#	100.0#	0#	-55.39#
117	A2	30,31-Bishomohopane-22R (T2	0.540	0.000#	100.0#	0#	-55.78#
118	A2	30,31-Trishomohopane-22S (T	0.540	0.000#	100.0#	0#	-57.50#
119	A2	30,31-Trishomohopane-22R (T	0.540	0.000#	100.0#	0#	-58.13#
120	A2	Tetrakishomohopane-22S (T32	0.540	0.000#	100.0#	0#	-60.12#
121	A2	Tetrakishomohopane-22R (T33	0.540	0.000#	100.0#	0#	-61.02#
122	A2	Pentakishomohopane-22S (T34	0.540	0.000#	100.0#	0#	-63.21#
123	A2	Pentakishomohopane-22R (T35	0.540	0.000#	100.0#	0#	-64.53#
124	SA1	5B(H)Cholane - Surr	0.232	0.285	-22.8	62	-0.01
125	A2	13b(H),17a(H)-20S-Diacholes	0.232	0.000#	100.0#	0#	-45.17#
126	A2	13b(H),17a(H)-20R-Diacholes	0.232	0.000#	100.0#	0#	-45.59#
127	A2	13b,17a-20S-Methyldiacholes	0.232	0.000#	100.0#	0#	-46.30#
128	A2	14a(H),17a(H)-20S-Cholestan	0.232	0.000#	100.0#	0#	-47.14#
129	A2	14a(H),17a(H)-20R-Cholestan	0.232	0.000#	100.0#	0#	-47.67#
130	A2	13b,17a-20R-Ethyldiacholest	0.232	0.000#	100.0#	0#	-47.94#
131	A2	13a,17b-20S-Ethyldiacholest	0.232	0.000#	100.0#	0#	-48.22#
132	A2	14a,17a-20S-Methylcholestan	0.232	0.000#	100.0#	0#	-48.38#
133	A2	14a,17a-20R-Methylcholestan	0.232	0.000#	100.0#	0#	-49.08#
134	A2	14a(H),17a(H)-20S-Ethylchol	0.232	0.000#	100.0#	0#	-49.42#
135	A2	14a(H),17a(H)-20R-Ethylchol	0.232	0.000#	100.0#	0#	-50.32#
136	A2	14b(H),17b(H)-20R-Cholestan	0.232	0.000#	100.0#	0#	-47.25#
137	A2	14b(H),17b(H)-20S-Cholestan	0.232	0.000#	100.0#	0#	-47.33#
138	A2	14b,17b-20R-Methylcholestan	0.232	0.000#	100.0#	0#	-48.54#
139	A2	14b,17b-20S-Methylcholestan	0.232	0.000#	100.0#	0#	-48.61#
140	A2	14b(H),17b(H)-20R-Ethylchol	0.232	0.000#	100.0#	0#	-49.67#
141	A2	14b(H),17b(H)-20S-Ethylchol	0.232	0.000#	100.0#	0#	-49.72#
142	A2	C26,20R- +C27,20S- triaroma	0.232	0.000#	100.0#	0#	-49.38#
143	A2	C28,20S-triaromatic steroid	0.232	0.000#	100.0#	0#	-50.24#
144	A2	C27,20R-triaromatic steroid	0.232	0.000#	100.0#	0#	-50.68#
145	A2	C28,20R-triaromatic steroid	0.232	0.000#	100.0#	0#	-51.89#

(#) = Out of Range SPCC's out = 0 CCC's out = 0

Quantitation Report (QT Reviewed)

Data Path : O:\Forensics\Data\PAH1\FEB08\FEB02\
Data File : A19336.D
Acq On : 2 Feb 2008 2:52 pm
Operator : SEO
Sample : C1020202
Misc : CC
ALS Vial : 4 Sample Multiplier: 1

2/2/08

Quant Time: Feb 02 16:33:58 2008
Quant Method : O:\FORENSICS\METHODS\PAH1\JAN08\PAH10107.M
Quant Title : Decalins & Alkylated PAH's
QLast Update : Thu Jan 17 12:42:45 2008
Response via : Initial Calibration

Internal Standards	R.T.	QIon	Response	Conc Units	Dev(Min)
1) Acenaphthene-d10	26.54	164	28758	500.00 ng/mL	-0.01
71) Chrysene-d12	43.03	240	36265	500.00 ng/mL	0.01
System Monitoring Compounds					
13) 2-Methylnaphthalene-d10	22.23	152	37328	526.44 ng/mL	-0.06
Spiked Amount 1000.000	Range 50 - 130		Recovery = 52.64%		
57) Pyrene-d10	38.10	212	40244	476.11 ng/mL	0.00
Spiked Amount 1000.000	Range 50 - 130		Recovery = 47.61%#		
80) Benzo[b]fluoranthene-d12	46.92	264	37759	483.53 ng/mL	-0.01
Spiked Amount 1000.000	Range 50 - 130		Recovery = 48.35%#		
124) 5B(H)Cholane - Surr	43.65	217	10330	614.01 ng/ml	-0.01
Spiked Amount 1000.000	Range 50 - 130		Recovery = 61.40%		

Target Compounds					Qvalue
2) trans-Decalin	16.23	138	6398	248.34 ng/mL	100
3) cis-Decalin	17.44	138	4882	251.54 ng/mL	100
8) Naphthalene	19.66	128	63776	508.52 ng/mL#	100
14) 2-Methylnaphthalene	22.36	142	40699	489.69 ng/mL#	100
15) 1-Methylnaphthalene	22.78	142	39868	486.41 ng/mL#	100
16) Benzothiophene	19.87	134	47607	491.92 ng/mL	100
21) Biphenyl	24.24	154	50061	478.45 ng/mL#	100
22) 2,6-Dimethylnaphthalene	24.85	156	35154	487.28 ng/mL#	100
23) Dibenzofuran	27.32	168	54307	484.13 ng/mL	92
24) Acenaphthylene	25.94	152	62449	537.39 ng/mL#	100
25) Acenaphthene	26.67	153	38655	494.29 ng/mL	99
26) 2,3,5-Trimethylnaphthalene	28.24	170	32257	502.53 ng/mL	96
27) Fluorene	28.71	166	41921	476.11 ng/mL	99
31) Dibenzothiophene	32.02	184	56883	478.64 ng/mL#	76
40) Phenanthrene	32.51	178	59798	481.01 ng/mL	100
51) Retene	39.52	234	9909	478.58 ng/mL	94
52) Anthracene	32.71	178	55339m	531.50 ng/mL	
53) Carbazole	33.38	167	43848	419.92 ng/mL#	83
54) 1-Methylphenanthrene	35.03	192	43516	490.47 ng/mL	99
55) Fluoranthene	37.28	202	64896	509.15 ng/mL#	92
56) Benzo(b)fluorene	39.82	216	22622	303.49 ng/mL	97
58) Pyrene	38.17	202	66346	504.28 ng/mL	96
63) Naphthobenzothiophene	42.02	234	53505	444.55 ng/ml#	50
64) Naphthobenzothiophene-2,1-	42.02	234	53505	444.55 ng/mL#	50
72) Benz[a]anthracene	42.96	228	48468	510.75 ng/mL	91
73) Chrysene	43.13	228	53870m	520.43 ng/mL	
74) Chrysene/Triphenylene	43.13	228	53903m	520.75 ng/mL	
81) Benzo[b]fluoranthene	47.00	252	46004	449.23 ng/mL#	19
82) Benzo[k]fluoranthene	47.09	252	51727m	473.42 ng/mL	
84) Benzo[e]pyrene	47.99	252	48920	471.20 ng/mL#	39
85) Benzo[a]pyrene	48.19	252	37826m	431.73 ng/mL	
86) Perylene	48.49	252	40791m	440.22 ng/mL	
87) Indeno[1,2,3-cd]pyrene	52.95	276	25278m	282.37 ng/mL	
88) Dibenz[a,h]anthracene	53.04	278	23955	264.53 ng/mL#	27
89) Benzo[g,h,i]perylene	54.21	276	36713	349.17 ng/mL#	77
90) 17a(H),21B(H)-hopane - C30	52.05	191	16988	433.59 ng/mL#	70
91) Hopane (T19)	52.05	191	16988	433.59 ng/mL#	70

(#) = qualifier out of range (m) = manual integration (+) = signals summed

Quantitation Report (QT Reviewed)

Data Path : O:\Forensics\Data\PAH1\FEB08\FEB02\
Data File : A19336.D
Acq On : 2 Feb 2008 2:52 pm
Operator : SEO
Sample : C1020202
Misc : CC
ALS Vial : 4 Sample Multiplier: 1

Quant Time: Feb 02 16:33:58 2008
Quant Method : O:\FORENSICS\METHODS\PAH1\JAN08\PAH10107.M
Quant Title : Decalins & Alkylated PAH's
QLast Update : Thu Jan 17 12:42:45 2008
Response via : Initial Calibration

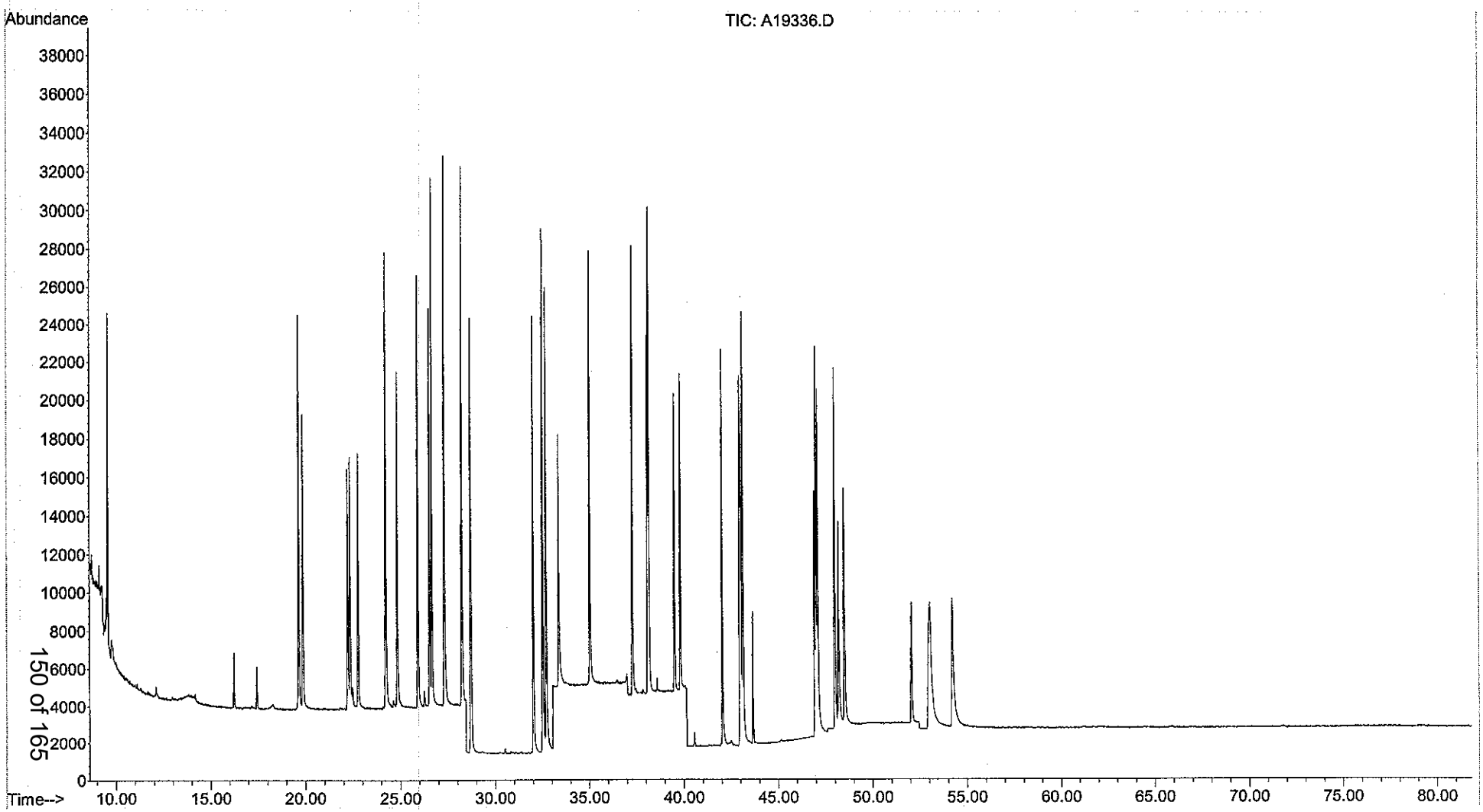

Evaluate Continuing Calibration Report

Data Path : O:\Forensics\Data\PAH2\2008\FEB 2008\FEB01\
Data File : A28362.D
Acq On : 1 Feb 2008 11:59 pm
Operator : AC
Sample : C2020100
Misc : 14
ALS Vial : 8 Sample Multiplier: 1

MAL for SO 2/6/8

Quant Time: Feb 02 11:29:18 2008
Quant Method : O:\FORENSICS\METHODS\PAH2\FEB08\BIO20201.M
Quant Title : Decalins & Alkylated PAH's
QLast Update : Sat Feb 02 11:27:20 2008
Response via : Initial Calibration

Min. RRF : 0.050 Min. Rel. Area : 10% Max. R.T. Dev 0.50min
Max. RRF Dev : 30% Max. Rel. Area : 200%

		Compound	AvgRF	CCRF	%Dev	Area%	Dev(min)
1	i	Chrysene-d12	1.000	1.000	0.0	100	0.00
2	A1	17a(H),21B(H)-hopane - C30H	0.419	0.369	11.9	100	-0.01
3	A2	Hopane (T19)	0.419	0.000#	100.0#	0#	-51.54#
4	A2	C23 Tricyclic Terpane (T4)	0.419	0.000#	100.0#	0#	-40.34#
5	A2	C24 Tricyclic Terpane (T5)	0.419	0.000#	100.0#	0#	-41.08#
6	A2	C25 Tricyclic Terpane (T6)	0.419	0.000#	100.0#	0#	-42.56#
7	A2	C24 Tetracyclic Terpane (T6	0.419	0.000#	100.0#	0#	-43.63#
8	A2	C26 Tricyclic Terpane-22S (	0.419	0.000#	100.0#	0#	-43.71#
9	A2	C26 Tricyclic Terpane-22R (	0.419	0.000#	100.0#	0#	-43.86#
10	A2	C28 Tricyclic Terpane-22S (	0.419	0.000#	100.0#	0#	-46.01#
11	A2	C28 Tricyclic Terpane-22R (	0.419	0.000#	100.0#	0#	-46.17#
12	A2	C29 Tricyclic Terpane-22S (	0.419	0.000#	100.0#	0#	-46.69#
13	A2	C29 Tricyclic Terpane-22R (	0.419	0.000#	100.0#	0#	-46.89#
14	A2	18a-22,29,30-Trisnorneohopa	0.419	0.000#	100.0#	0#	-47.94#
15	A2	C30 Tricyclic Terpane-22S	0.419	0.000#	100.0#	0#	-48.06#
16	A2	C30 Tricyclic Terpane-22R	0.419	0.000#	100.0#	0#	-48.29#
17	A2	17a(H)-22,29,30-Trisnorhopa	0.419	0.000#	100.0#	0#	-48.46#
18	A2	17a/b,21b/a 28,30-Bisnorhop	0.419	0.000#	100.0#	0#	-49.60#
19	A2	17a(H),21b(H)-25-Norhopane	0.419	0.000#	100.0#	0#	-49.44#
20	A2	30-Norhopane (T15)	0.419	0.000#	100.0#	0#	-50.24#
21	A2	18a(H)-30-Norneohopane-C29T	0.419	0.000#	100.0#	0#	-50.34#
22	A2	17a(H)-Diahopane (X)	0.419	0.000#	100.0#	0#	-50.47#
23	A2	30-Normoretane (T17)	0.419	0.000#	100.0#	0#	-50.98#
24	A2	18a(H)&18b(H)-Oleananes (T1	0.419	0.000#	100.0#	0#	-51.35#
25	A2	Moretane (T20)	0.419	0.000#	100.0#	0#	-52.20#
26	A2	30-Homohopane-22S (T21)	0.419	0.000#	100.0#	0#	-53.23#
27	A2	30-Homohopane-22R (T22)	0.419	0.000#	100.0#	0#	-53.45#
28	A2	30,31-Bishomohopane-22S (T2	0.419	0.000#	100.0#	0#	-54.71#
29	A2	30,31-Bishomohopane-22R (T2	0.419	0.000#	100.0#	0#	-55.07#
30	A2	30,31-Trishomohopane-22S (T	0.419	0.000#	100.0#	0#	-56.71#
31	A2	30,31-Trishomohopane-22R (T	0.419	0.000#	100.0#	0#	-57.29#
32	A2	Tetrakishomohopane-22S (T32	0.419	0.000#	100.0#	0#	-59.20#
33	A2	Tetrakishomohopane-22R (T33	0.419	0.000#	100.0#	0#	-60.04#
34	A2	Pentakishomohopane-22S (T34	0.419	0.000#	100.0#	0#	-62.14#
35	A2	Pentakishomohopane-22R (T35	0.419	0.000#	100.0#	0#	-63.37#
36	SA1	5B(H)Cholane - Surr	0.197	0.202	-2.5	100	-0.01
37	A2	13b(H),17a(H)-20S-Diacholes	0.197	0.000#	100.0#	0#	-44.85#
38	A2	13b(H),17a(H)-20R-Diacholes	0.197	0.000#	100.0#	0#	-45.27#
39	A2	13b,17a-20S-Methyldiacholes	0.197	0.000#	100.0#	0#	-45.97#
40	A2	14a(H),17a(H)-20S-Cholestan	0.197	0.000#	100.0#	0#	-46.82#
41	A2	14a(H),17a(H)-20R-Cholestan	0.197	0.000#	100.0#	0#	-47.32#
42	A2	13b,17a-20R-Ethyldiacholest	0.197	0.000#	100.0#	0#	-47.59#
43	A2	13a,17b-20S-Ethyldiacholest	0.197	0.000#	100.0#	0#	-47.85#
44	A2	14a,17a-20S-Methylcholestan	0.197	0.000#	100.0#	0#	-48.00#
45	A2	14a,17a-20R-Methylcholestan	0.197	0.000#	100.0#	0#	-48.68#
46	A2	14a(H),17a(H)-20S-Ethylchol	0.197	0.000#	100.0#	0#	-49.01#
47	A2	14a(H),17a(H)-20R-Ethylchol	0.197	0.000#	100.0#	0#	-49.88#
48	A2	14b(H),17b(H)-20R-Cholestan	0.197	0.000#	100.0#	0#	-46.91#

Evaluate Continuing Calibration Report

Data Path : O:\Forensics\Data\PAH2\2008\FEB 2008\FEB01\
Data File : A28362.D
Acq On : 1 Feb 2008 11:59 pm
Operator : AC
Sample : C2020100
Misc : 14
ALS Vial : 8 Sample Multiplier: 1

Quant Time: Feb 02 11:29:18 2008
Quant Method : O:\FORENSICS\METHODS\PAH2\FEB08\BIO20201.M
Quant Title : Decalins & Alkylated PAH's
QLast Update : Sat Feb 02 11:27:20 2008
Response via : Initial Calibration

Min. RRF : 0.050 Min. Rel. Area : 10% Max. R.T. Dev 0.50min
Max. RRF Dev : 30% Max. Rel. Area : 200%

	Compound	AvgRF	CCRF	%Dev	Area%	Dev(min)
49 A2	14b(H),17b(H)-20S-Cholestan	0.197	0.000#	100.0#	0#	-46.99#
50 A2	14b,17b-20R-Methylcholestan	0.197	0.000#	100.0#	0#	-48.16#
51 A2	14b,17b-20S-Methylcholestan	0.197	0.000#	100.0#	0#	-48.23#
52 A2	14b(H),17b(H)-20R-Ethylchol	0.197	0.000#	100.0#	0#	-49.25#
53 A2	14b(H),17b(H)-20S-Ethylchol	0.197	0.000#	100.0#	0#	-49.29#
54 A2	C26,20R- +C27,20S- triaroma	0.197	0.000#	100.0#	0#	-48.97#
55 A2	C28,20S-triaromatic steroid	0.197	0.000#	100.0#	0#	-49.79#
56 A2	C27,20R-triaromatic steroid	0.197	0.000#	100.0#	0#	-50.21#
57 A2	C28,20R-triaromatic steroid	0.197	0.000#	100.0#	0#	-51.37#

(#) = Out of Range SPCC's out = 0 CCC's out = 0

Quantitation Report (QT Reviewed)

Data Path : O:\Forensics\Data\PAH2\2008\FEB 2008\FEB01\
Data File : A28362.D
Acq On : 1 Feb 2008 11:59 pm
Operator : AC
Sample : C2020100
Misc : 14
ALS Vial : 8 Sample Multiplier: 1

Quant Time: Feb 02 11:29:18 2008
Quant Method : O:\FORENSICS\METHODS\PAH2\FEB08\BIO20201.M
Quant Title : Decalins & Alkylated PAH's
QLast Update : Sat Feb 02 11:27:20 2008
Response via : Initial Calibration

Internal Standards	R.T.	QIon	Response	Conc	Units	Dev(Min)
1) Chrysene-d12	42.68	240	34242	500.00	ng/mL	0.00
System Monitoring Compounds						
36) 5B(H)Cholane - Surr	43.31	217	6917	419.18	ng/ml	-0.01
Spiked Amount 1000.000	Range 50 - 130		Recovery = 41.92%#			
Target Compounds						Qvalue
2) 17a(H),21B(H)-hopane - C30	51.53	191	12633m	292.46	ng/mL	

(#) = qualifier out of range (m) = manual integration (+) = signals summed

Quantitation Report (QT Reviewed)

Data Path : O:\Forensics\Data\PAH2\2008\FEB 2008\FEB01\
Data File : A28362.D
Acq On : 1 Feb 2008 11:59 pm
Operator : AC
Sample : C2020100
Misc : 14
ALS Vial : 8 Sample Multiplier: 1

Quant Time: Feb 02 11:29:18 2008
Quant Method : O:\FORENSICS\METHODS\PAH2\FEB08\BIO20201.M
Quant Title : Decalins & Alkylated PAH's
QLast Update : Sat Feb 02 11:27:20 2008
Response via : Initial Calibration

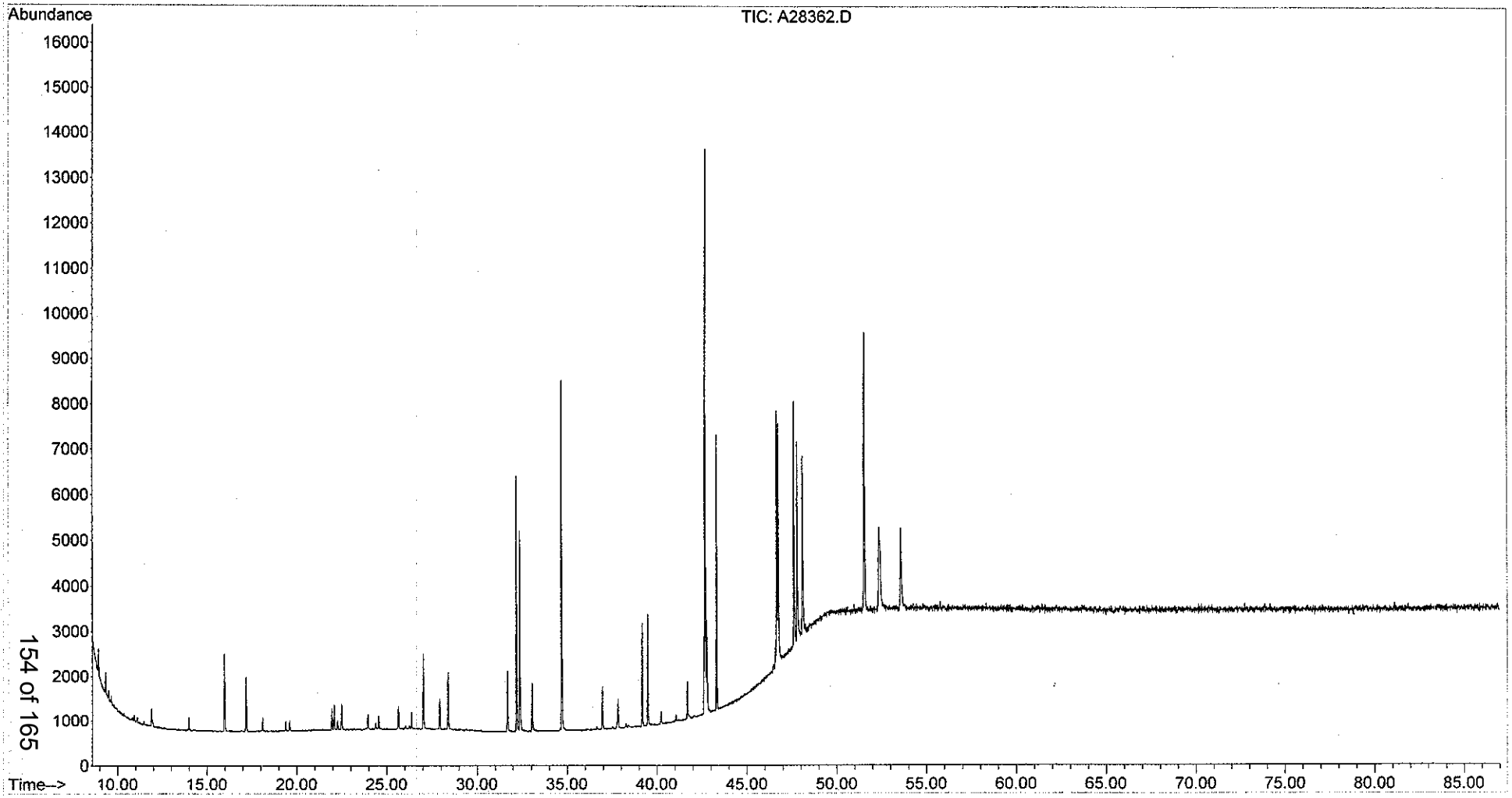

Evaluate Continuing Calibration Report

Data Path : O:\Forensics\Data\PAH2\2008\FEB 2008\FEB01\
Data File : A28373.D
Acq On : 2 Feb 2008 6:27 pm
Operator : AC
Sample : C2020101
Misc : cc
ALS Vial : 8 Sample Multiplier: 1

2/4/08

Quant Time: Feb 04 08:51:28 2008
Quant Method : O:\FORENSICS\METHODS\PAH2\FEB08\BIO20201.M
Quant Title : Decalins & Alkylated PAH's
QLast Update : Sat Feb 02 11:37:55 2008
Response via : Initial Calibration

Min. RRF : 0.050 Min. Rel. Area : 10% Max. R.T. Dev 0.50min
Max. RRF Dev : 30% Max. Rel. Area : 200%

		Compound	AvgRF	CCRF	%Dev	Area%	Dev(min)
1	i	Chrysene-d12	1.000	1.000	0.0	136	-0.01
2	A1	17a(H),21B(H)-hopane - C30H	0.419	0.405	3.3	149	-0.02
3	A2	Hopane (T19)	0.419	0.000#	100.0#	0#	-51.54#
4	A2	C23 Tricyclic Terpane (T4)	0.419	0.000#	100.0#	0#	-40.34#
5	A2	C24 Tricyclic Terpane (T5)	0.419	0.000#	100.0#	0#	-41.08#
6	A2	C25 Tricyclic Terpane (T6)	0.419	0.000#	100.0#	0#	-42.56#
7	A2	C24 Tetracyclic Terpane (T6	0.419	0.000#	100.0#	0#	-43.63#
8	A2	C26 Tricyclic Terpane-22S (	0.419	0.000#	100.0#	0#	-43.71#
9	A2	C26 Tricyclic Terpane-22R (	0.419	0.000#	100.0#	0#	-43.86#
10	A2	C28 Tricyclic Terpane-22S (	0.419	0.000#	100.0#	0#	-46.01#
11	A2	C28 Tricyclic Terpane-22R (	0.419	0.000#	100.0#	0#	-46.17#
12	A2	C29 Tricyclic Terpane-22S (	0.419	0.000#	100.0#	0#	-46.69#
13	A2	C29 Tricyclic Terpane-22R (	0.419	0.000#	100.0#	0#	-46.89#
14	A2	18a-22,29,30-Trisnorneohopa	0.419	0.000#	100.0#	0#	-47.94#
15	A2	C30 Tricyclic Terpane-22S	0.419	0.000#	100.0#	0#	-48.06#
16	A2	C30 Tricyclic Terpane-22R	0.419	0.000#	100.0#	0#	-48.29#
17	A2	17a(H)-22,29,30-Trisnorhopa	0.419	0.000#	100.0#	0#	-48.46#
18	A2	17a/b,21b/a 28,30-Bisnorhop	0.419	0.000#	100.0#	0#	-49.60#
19	A2	17a(H),21b(H)-25-Norhopane	0.419	0.000#	100.0#	0#	-49.44#
20	A2	30-Norhopane (T15)	0.419	0.000#	100.0#	0#	-50.24#
21	A2	18a(H)-30-Norneohopane-C29T	0.419	0.000#	100.0#	0#	-50.34#
22	A2	17a(H)-Diahopane (X)	0.419	0.000#	100.0#	0#	-50.47#
23	A2	30-Normoretane (T17)	0.419	0.000#	100.0#	0#	-50.98#
24	A2	18a(H)&18b(H)-Oleananes (T1	0.419	0.000#	100.0#	0#	-51.35#
25	A2	Moretane (T20)	0.419	0.000#	100.0#	0#	-52.20#
26	A2	30-Homohopane-22S (T21)	0.419	0.000#	100.0#	0#	-53.23#
27	A2	30-Homohopane-22R (T22)	0.419	0.000#	100.0#	0#	-53.45#
28	A2	30,31-Bishomohopane-22S (T2	0.419	0.000#	100.0#	0#	-54.71#
29	A2	30,31-Bishomohopane-22R (T2	0.419	0.000#	100.0#	0#	-55.07#
30	A2	30,31-Trishomohopane-22S (T	0.419	0.000#	100.0#	0#	-56.71#
31	A2	30,31-Trishomohopane-22R (T	0.419	0.000#	100.0#	0#	-57.29#
32	A2	Tetrakishomohopane-22S (T32	0.419	0.000#	100.0#	0#	-59.20#
33	A2	Tetrakishomohopane-22R (T33	0.419	0.000#	100.0#	0#	-60.04#
34	A2	Pentakishomohopane-22S (T34	0.419	0.000#	100.0#	0#	-62.14#
35	A2	Pentakishomohopane-22R (T35	0.419	0.000#	100.0#	0#	-63.37#
36	SA1	5B(H)Cholane - Surr	0.197	0.214	-8.6	144	-0.01
37	A2	13b(H),17a(H)-20S-Diacholes	0.197	0.000#	100.0#	0#	-44.85#
38	A2	13b(H),17a(H)-20R-Diacholes	0.197	0.000#	100.0#	0#	-45.27#
39	A2	13b,17a-20S-Methyldiacholes	0.197	0.000#	100.0#	0#	-45.97#
40	A2	14a(H),17a(H)-20S-Cholestan	0.197	0.000#	100.0#	0#	-46.82#
41	A2	14a(H),17a(H)-20R-Cholestan	0.197	0.000#	100.0#	0#	-47.32#
42	A2	13b,17a-20R-Ethyldiacholest	0.197	0.000#	100.0#	0#	-47.59#
43	A2	13a,17b-20S-Ethyldiacholest	0.197	0.000#	100.0#	0#	-47.85#
44	A2	14a,17a-20S-Methylcholestan	0.197	0.000#	100.0#	0#	-48.00#
45	A2	14a,17a-20R-Methylcholestan	0.197	0.000#	100.0#	0#	-48.68#
46	A2	14a(H),17a(H)-20S-Ethylchol	0.197	0.000#	100.0#	0#	-49.01#
47	A2	14a(H),17a(H)-20R-Ethylchol	0.197	0.000#	100.0#	0#	-49.88#
48	A2	14b(H),17b(H)-20R-Cholestan	0.197	0.000#	100.0#	0#	-46.91#
49	A2	14b(H),17b(H)-20S-Cholestan	0.197	0.000#	100.0#	0#	-46.99#
50	A2	14b,17b-20R-Methylcholestan	0.197	0.000#	100.0#	0#	-48.16#
51	A2	14b,17b-20S-Methylcholestan	0.197	0.000#	100.0#	0#	-48.23#
52	A2	14b(H),17b(H)-20R-Ethylchol	0.197	0.000#	100.0#	0#	-49.25#

Evaluate Continuing Calibration Report

Data Path : O:\Forensics\Data\PAH2\2008\FEB 2008\FEB01\
Data File : A28373.D
Acq On : 2 Feb 2008 6:27 pm
Operator : AC
Sample : C2020101
Misc : cc
ALS Vial : 8 Sample Multiplier: 1

Quant Time: Feb 04 08:51:28 2008
Quant Method : O:\FORENSICS\METHODS\PAH2\FEB08\BIO20201.M
Quant Title : Decalins & Alkylated PAH's
QLast Update : Sat Feb 02 11:37:55 2008
Response via : Initial Calibration

Min. RRF : 0.050 Min. Rel. Area : 10% Max. R.T. Dev 0.50min
Max. RRF Dev : 30% Max. Rel. Area : 200%

	Compound	AvgRF	CCRF	%Dev Area%	Dev(min)
53 A2	14b(H),17b(H)-20S-Ethylchol	0.197	0.000#	100.0#	0# -49.29#
54 A2	C26,20R- +C27,20S- triaroma	0.197	0.000#	100.0#	0# -48.97#
55 A2	C28,20S-triaromatic steroid	0.197	0.000#	100.0#	0# -49.79#
56 A2	C27,20R-triaromatic steroid	0.197	0.000#	100.0#	0# -50.21#
57 A2	C28,20R-triaromatic steroid	0.197	0.000#	100.0#	0# -51.37#

(#) = Out of Range SPCC's out = 0 CCC's out = 0

Quantitation Report (QT Reviewed)

Data Path : O:\Forensics\Data\PAH2\2008\FEB 2008\FEB01\
Data File : A28373.D
Acq On : 2 Feb 2008 6:27 pm
Operator : AC
Sample : C2020101
Misc : cc
ALS Vial : 8 Sample Multiplier: 1

2/4/08

Quant Time: Feb 04 08:51:28 2008
Quant Method : O:\FORENSICS\METHODS\PAH2\FEB08\BIO20201.M
Quant Title : Decalins & Alkylated PAH's
QLast Update : Sat Feb 02 11:37:55 2008
Response via : Initial Calibration

Internal Standards	R.T.	QIon	Response	Conc Units	Dev(Min)
1) Chrysene-d12	42.67	240	46522	500.00 ng/mL	-0.01
System Monitoring Compounds					
36) 5B(H)Cholane - Surr	43.31	217	9941	543.66 ng/ml	-0.01
Spiked Amount 1000.000	Range 50 - 130		Recovery = 54.37%		
Target Compounds					Qvalue
2) 17a(H),21B(H)-hopane - C30	51.52	191	18823	482.78 ng/mL#	86

(#) = qualifier out of range (m) = manual integration (+) = signals summed

Quantitation Report (QT Reviewed)

Data Path : O:\Forensics\Data\PAH2\2008\FEB 2008\FEB01\
Data File : A28373.D
Acq On : 2 Feb 2008 6:27 pm
Operator : AC
Sample : C2020101
Misc : cc
ALS Vial : 8 Sample Multiplier: 1

Quant Time: Feb 04 08:51:28 2008
Quant Method : O:\FORENSICS\METHODS\PAH2\FEB08\BIO20201.M
Quant Title : Decalins & Alkylated PAH's
QLast Update : Sat Feb 02 11:37:55 2008
Response via : Initial Calibration

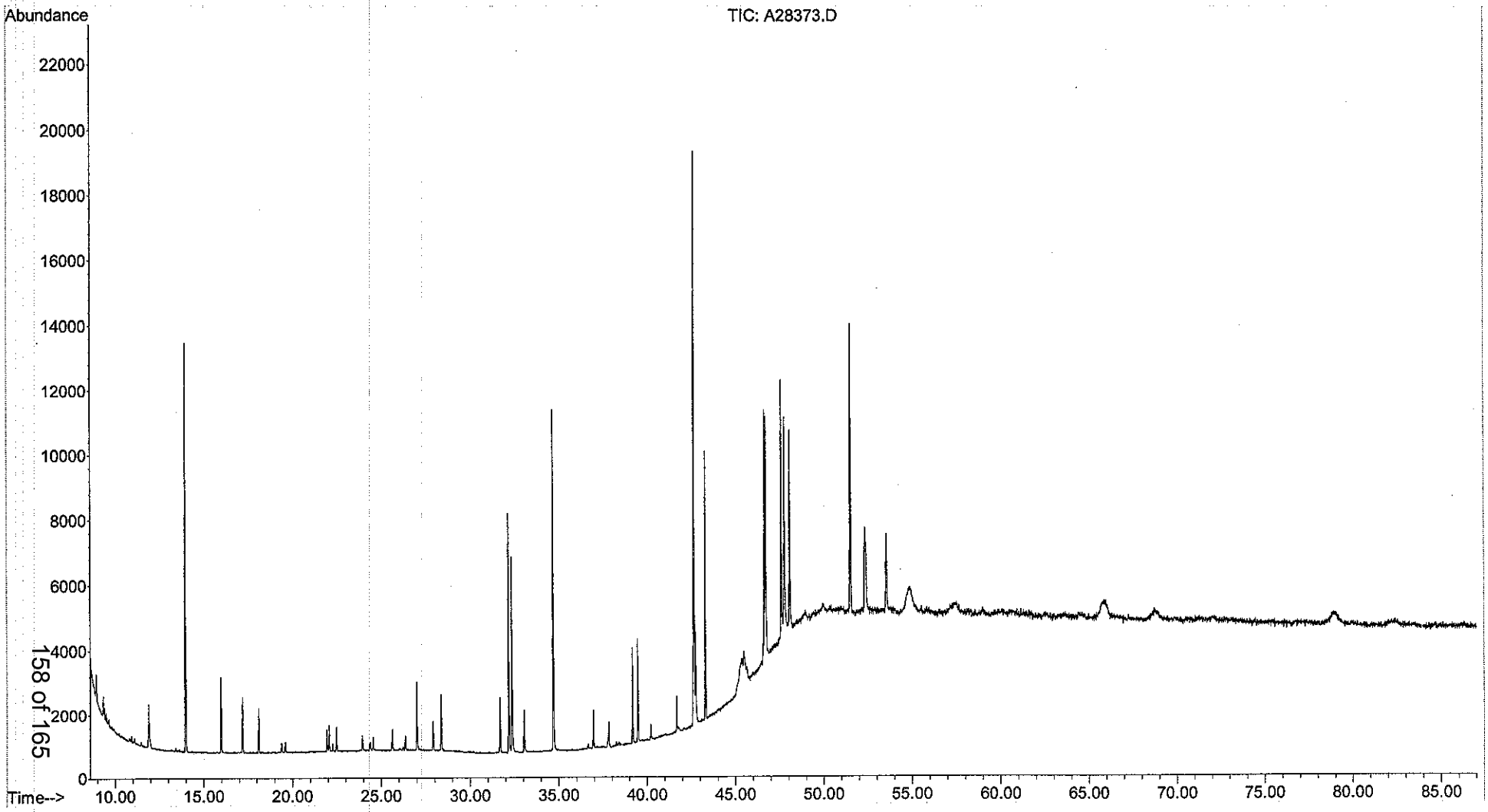

Form VIII
Internal Standard Summary
Alkylated Polynuclear Aromatic Hydrocarbons

Client: **NewFields**
Project: **PSANDS-Former Clifton MGP Site**
Case: **N/A** SDG: **N/A**

Lab Code: **MA00030**
ETR: **0710062**
Lab ID: **C1012905**

		Acenaphthene-d10		Chrysene-d12	
		Area	**RT**	**Area**	**RT**
Standard:		38057	26.55	54090	43.03
Upper Limit:		76114	27.05	108180	43.53
Lower Limit:		19028	26.05	27045	42.53
Client ID	**Lab ID**				
Blank	SS101607B13	6230 [a]	26.55	8954 [a]	43.03
LCS	SS101607LCS04	4234 [a]	26.55	5649 [a]	43.03
LCSD	SS101607LCSD04	20395	26.54	31451	43.01
GPESB-6WA (13.5-14.5')	0710062-01E	36005	26.54	50465	43.01
GPESB-6WA (13.5-14.5')	0710062-01E D	36224	26.54	50851	43.01
GPESB-7A (15-16')	0710062-02	20932	26.54	29679	43.01
GPESB-6WA (13.5-14.5')	0710062-01	37598	26.54	56572	43.01
GPESB-6WA (13.5-14.5')	0710062-01 D	32555	26.54	47507	43.01
CCV	C1012906	34735	26.54	50573	43.01

N/A - Not Applicable
[a] - Value outside of QC Limits.

Area Upper Limit = +100% of internal standard.
Area Lower Limit = -50% of internal standard.
RT = Retention Time.
RT Upper Limit = +0.5 minutes of internal standard RT.
RT Lower Limit = -0.5 minutes of internal standard RT.

320 Forbes Blvd, Mansfield, MA 02048, (508) 822-9300, Fax (508) 822-3288

Form VIII
Internal Standard Summary
Alkylated Polynuclear Aromatic Hydrocarbons

Client: **NewFields**
Project: **PSANDS-Former Clifton MGP Site**
Case: **N/A** SDG: **N/A**

Lab Code: **MA00030**
ETR: **0710062**
Lab ID: **C1020201**

		Acenaphthene-d10		Chrysene-d12	
		Area	**RT**	**Area**	**RT**
Standard:		28583	26.54	37048	43.03
Upper Limit:		57166	27.04	74096	43.53
Lower Limit:		14292	26.04	18524	42.53
Client ID	**Lab ID**				
GPESB-7A (15-16')	0710062-02E	27046	26.54	36833	43.01
CCV	C1020202	28758	26.54	36265	43.03

N/A - Not Applicable

Area Upper Limit = +100% of internal standard.
Area Lower Limit = -50% of internal standard.
RT = Retention Time.
RT Upper Limit = +0.5 minutes of internal standard RT.
RT Lower Limit = -0.5 minutes of internal standard RT.

Form VIII
Internal Standard Summary
Steranes and Triterpanes

Client: **NewFields**
Project: **PSANDS-Former Clifton MGP Site**
Case: **N/A** SDG: **N/A**

Lab Code: **MA00030**
ETR: **0710062**
Lab ID: **C2020100**

		Chrysene-d12	
		Area	**RT**
Standard:		34242	42.68
Upper Limit:		68484	43.18
Lower Limit:		17121	42.18
Client ID	**Lab ID**		
Blank	SS020108B05	38180	42.67
GPESB-6WA (13.5-14.5')	0710062-01	39901	42.68
GPESB-6WA (13.5-14.5')	0710062-01 D	40711	42.68
GPESB-7A (15-16')	0710062-02	44395	42.68
CCV	C2020101	46522	42.67

N/A - Not Applicable

Area Upper Limit = +100% of internal standard.
Area Lower Limit = -50% of internal standard.
RT = Retention Time.
RT Upper Limit = +0.5 minutes of internal standard RT.
RT Lower Limit = -0.5 minutes of internal standard RT.

320 Forbes Blvd, Mansfield, MA 02048, (508) 822-9300, Fax (508) 822-3288

Chain of Custody Records

NEWFIELDS

Environmental Forensics Practice LLC

Chain of Custody

0716062

Proj. No: 03520.017.044

Proj. Name: Ci. Ptn. former MGPS. Ite.

SAMPLERS: Signature: [signature]

ANALYSIS REQUESTED → "NUMBER OF CONTANIERS"

DATE	TIME	LAB ID	CLIENT ID	SAMPLE DESCRIPTION	MATRIX (Oil/Soil/Water)	GC-FID-TPH (Gas)	GCMS-Alkyl-PAH	GCMS-Biomarkers	PIANO - VOA	Organic Lead	METALS	PCB	Pesticides	PRESERVED	Total Number of Containers
10/3	11:35	-1		GPESB-6WA (13.5-14.5')	S	X	X	X							
10/3	09:30	-2		GPESB-7A (15-16')	S	X	X	X							

Relinquished by: [signature] Date/Time: 10/5/07 10:15 Received by: Date/Time:

Relinquished by: Date/Time: Received by: Date/Time:

Comments: Samples to be shipped to: Alpha Woods Hole Labs
320 Forbes Blvd.
Mansfield, MA 02048
Tel: (508) 822-9300
Attn: Liz Porta

COC not signed - arrived after samples -
See sample recipt checklist - EMP 10/10/07

Sample Receipt Checklist

Client: NEWFIE		**Receipt Date:** 10/6/07	
Project: PSANDS - Former Clifton MGP		**Log-in Date:** 10/9/07	
ETR #: 0710062		**Inspection by:** NAN	**Login by:** DMJ

ALL SECTIONS BELOW MUST BE COMPLETED

Were samples shipped? (Yes, FedEx) / UPS / Other:_____
No, WHG Courier pick-up / Hand delivered

Is bill of lading retained? (Yes) Tracking #: attached
No, Unavailable / NA

Number of coolers received for this project delivery: 1

Indicate cooler temperature upon opening (if multiple coolers, record all temps):

Note: If all coolers are 2-6°C, use one checklist, if NOT, use separate checklists and note all samples received *above* 6°C.

Cooler 1:
Temperature(s) taken from: 4 IR Gun, N/A Temp. Blank, / NA

Were samples received on ice? (Yes) / No

Chain-of-Custody present? Yes / (No)
Complete? Yes / (No)

Custody seals present on Cooler? Yes / (No)
on Bottles? Yes / (No)
Intact? Yes / No / (NA)

Note: Affix custody seals to back of this page.

Were sample containers intact? (Yes) / No If No, list samples: →

Did VOA/VPH waters contain headspace (>5mm)? Yes / No (NA) If Yes, list samples: →

Were 5035 VOA soils, or VPH soils, *covered* with MeOH? Yes / No / (NA)
If No, list samples: →

Was a sufficient amount of sample received for each test indicated on the COC?
(Yes) / No If No, list samples: →

If chemical preservation is appropriate -
Were samples field preserved? Yes / No / (NA)

☐ C=HCl ☐ M=MeOH ☐ S=H_2SO4
☐ H=NaOH ☐ N=HNO_3 ☐ Other:_____ ☐ U= Unknown

Preservation (pH) verified at lab for *EVERY* bottle? (Not: VOA / VPH / Sulfide)
YES: <2 or >12 (CN) or NO (NA)
If No, why?:

Were samples received within hold time? (Yes) / No If No, list samples: →

Discrepancy between samples rec'd & COC ? Yes / (No) (NA) If Yes, list samples: →

Was the Project Manager notified of any other problems? Yes / No / (NA)

Project Manager Acknowledgement: BMP Date: 10/10/07

Comments / Notes

Sample storage refrigerator #:_____

Sample storage freezer #:_____

Cooler 2:_____ Cooler 3:_____

Cooler 4:_____ Cooler 5:_____

Cooler 6:_____ Cooler 7:_____

More:_____

GPESB-6WA (13.5-14.5')
10/3/07 11:35

GPESB-7A (15-16')
10/3/07 09:30

Chemical preservation OK for ALL samples?
Yes / No / (N/A)

If No, list samples below:

Please use back for any additional notes!

FedEx Express US Airbill

FedEx Tracking Number 8629 1771 0191

0200 **Recipient's Copy**

1 From

Date 10/5/07 [redacted]

Sender's Name Christopher Schankopf Phone 908 227-2332

Company Paul Sokolowski and Sector

Address 67A Mountain Blvd. Ext.

Dept/Floor/Suite/Room

City Warren State N.J. ZIP 07059

2 Your Internal Billing Reference 02522.017.044

3 To

Recipient's Name Liz Porter Phone 508 844-4110

Company Alpha Woods Hole Laboratory

Recipient's Address 320 Forbes Road

We cannot deliver to P.O. boxes or P.O. ZIP codes. Dept/Floor/Suite/Room

Address

To request a package be held at a specific FedEx location, print FedEx address here.

City Mansfield State MA ZIP 02048

8629 1771 0191

4a Express Package Service *Packages up to 150 lbs.*

- [X] FedEx Priority Overnight — Next business morning.* Friday shipments will be delivered on Monday unless SATURDAY Delivery is selected.
- [ ] FedEx Standard Overnight — Next business afternoon.* Saturday Delivery NOT available.
- [ ] FedEx First Overnight — Earliest next business morning delivery to select locations.* Saturday Delivery NOT available.
- [ ] FedEx 2Day — Second business day.* Thursday shipments will be delivered on Monday unless SATURDAY Delivery is selected.
- [ ] FedEx Express Saver — Third business day.* Saturday Delivery NOT available.

FedEx Envelope rate not available. Minimum charge: One-pound rate. * To most locations.

4b Express Freight Service *Packages over 150 lbs.*

- [ ] FedEx 1Day Freight* — Next business day.** Friday shipments will be delivered on Monday unless SATURDAY Delivery is selected.
- [ ] FedEx 2Day Freight — Second business day.** Thursday shipments will be delivered on Monday unless SATURDAY Delivery is selected.
- [ ] FedEx 3Day Freight — Third business day.** Saturday Delivery NOT available.

* Call for Confirmation: ** To most locations.

5 Packaging

- [ ] FedEx Envelope*
- [ ] FedEx Pak* — Includes FedEx Small Pak, FedEx Large Pak, and FedEx Sturdy Pak.
- [ ] FedEx Box
- [ ] FedEx Tube
- [X] Other

* Declared value limit $500.

6 Special Handling

Include FedEx address in Section 3.

- [X] SATURDAY Delivery — Not available for FedEx Standard Overnight, FedEx First Overnight, FedEx Express Saver, or FedEx 3Day Freight.
- [ ] HOLD Weekday at FedEx Location — Not available for FedEx First Overnight.
- [ ] HOLD Saturday at FedEx Location — Available ONLY for FedEx Priority Overnight and FedEx 2Day to select locations.

Does this shipment contain dangerous goods? One box must be checked.

- [X] No
- [ ] Yes — As per attached Shipper's Declaration.
- [ ] Yes — Shipper's Declaration not required.
- [ ] Dry Ice — Dry Ice, 9, UN 1845 ____ x ____ kg
- [ ] Cargo Aircraft Only

Dangerous goods (including dry ice) cannot be shipped in FedEx packaging.

7 Payment *Bill to:* Enter FedEx Acct. No. or Credit Card No. below.

- [X] Sender — Acct. No. in Section 1 will be billed.
- [ ] Recipient
- [ ] Third Party
- [ ] Credit Card
- [ ] Cash/Check

Obtain Recip. Acct. No. [ ]

[redacted] [redacted]

Total Packages	Total Weight	Total Declared Value†
1		$ 2,000 .00

†Our liability is limited to $100 unless you declare a higher value. See back for details.

Credit Card Auth.

8 Residential Delivery Signature Options If you require a signature, check Direct or Indirect.

- [ ] No Signature Required — Package may be left without obtaining a signature for delivery.
- [ ] Direct Signature — Someone at recipient's address may sign for delivery. *Fee applies.*
- [ ] Indirect Signature — If no one is available at recipient's address, someone at a neighboring address may sign for delivery. *Fee applies.*

520

Rev. Date 10/06•Part #158281•©1994–2006 FedEx•PRINTED IN U.S.A. SRY

fedex.com 1.800.GoFedEx 1.800.463.3339

KeySpan Corporation
Environmental Asset
Management Department
One Metro Tech Center
Brooklyn, NY 11201-3850

July 2, 2007

Amen Omorogbe, P.E.
Project Manager
New York State Department of Environmental Conservation
Division of Environmental Remediation
Remedial Bureau C, 11th Floor
625 Broadway
Albany, New York

Re: Letter Report for the Off-Site Property Test Pit Investigation (89 Willow Avenue), Former Clifton MGP Site, Operable Unit No. 2
25 Willow Avenue, Clifton, Richmond County, New York
Site No. 2-43-023

Dear Mr. Omorogbe:

1.0 INTRODUCTION

KeySpan Corporation (KeySpan) has prepared this letter report to document the findings of the test pit investigation of the off-site property located immediately adjacent to the western property line of Operable Unit No. 2 (OU-2) of the Former Clifton Manufactured Gas Plant (MGP) Site. The off-site property is located at 89 Willow Avenue and designated as Block 2841, Lots 138 & 143 on the Tax Maps of the City of New York. The investigation was completed pursuant to the letter work plan, submitted by KeySpan and approved by the New York State Department of Environmental Conservation (NYSDEC) on May 7, 2007. The implementation of the investigation was overseen by Paulus, Sokolowski and Sartor Engineering, PC (PS&S). This letter report details the results of our investigation and concludes that an Interim Remedial Measure (IRM) should be implemented for the off-site property.

2.0 OVERVIEW

During KeySpan's recent remedial construction activities for Operable Unit No. 1 (OU-1), KeySpan's site representatives observed that a developer had been clearing and grading the aforementioned property (i.e., Block 2841, Lots 138 & 143) for future commercial development. During the latter stages of the site grading operations, KeySpan representatives detected the presence of odors that are characteristic of MGP waste materials emanating from the regraded soils stockpiled along the easterly end of the parcel.

Permission was obtained by KeySpan, from the property owner, to access the property to conduct a visual inspection of the soils located at the ground surface and to perform shallow

hand excavations to investigate whether any soils observed appear to be impacted by MGP waste. On April 24, 2007, representatives of KeySpan and the NYSDEC, conducted a site walk and performed several shallow hand excavations along the eastern portion of the site. During the site walk, two small areas (approximately 2' by 3' in area) of surficial soils intermixed with black-blue stained solidified materials and black wood chips (i.e., materials resembling MGP purifier waste) were observed on the ground surface and the approximate location recorded. At each of these locations, a shallow hole was hand excavated to a depth of approximately 12 inches. A layer of intermixed blue-black stained materials, wood chips and soils was observed to extend to a depth of approximately 6 inches below ground surface and extended laterally beyond the limits of the excavation. The materials removed from the small excavations were placed within a 55-gallon drum and transported back to the OU-2 site area for characterization sampling and subsequent disposal. Based on these initial observations, it was concluded that further investigation of the site is required to determine the extent of the surficial layer of impacted soils as noted above and to investigate if additional layers exist at greater depths. As such, KeySpan procured a remedial contractor to perform a Test Pit Investigation for the purpose of identifying the vertical and horizontal extent of impacted soils at off-site area.

3.0 SCOPE OF WORK

A total twelve test pits were staked out at the subject site, using an approximate 50 foot grid spacing, by PS&S surveyors. Based on observed field conditions at the start of the investigation, several of the initial surveyed test pit locations were moved to alternate locations where visually impacted soils were evident at the ground surface and/or to avoid excavating within the existing rail road embankment bordering the northern end of the site. Subsequently, a total of eleven test pits were excavated; one test pit was eliminated due to access constraints presented by the rail road embankment. An as-built layout of the test pit locations is attached to this letter report as Appendix A; Figure No. 2. A utility survey (mark-out) was also performed prior to the start of the investigation.

On May 31, 2007, KeySpan's selected contractor, Creamer Environmental Inc. (CEI), mobilized a track excavator, front-end loader, odor suppressant foam system, and decontamination equipment for the purpose of this investigation. A representative of PS&S observed and documented the test pits and supervised the excavation operations so as to obtain the necessary subsurface information. The test pits were typically advanced in depth to first encountered groundwater with the exception of test pit TP-4F which was terminated at a depth of about 9.5 feet below ground surface (bgs). The contents of each test pit was staged on plastic sheeting to allow for a visual inspection for the presence of staining, discoloration, NAPL, ash, tar and other MGP residuals. The test pits and excavated soils were also field screened for the presence of volatile organic vapors with a hand-held photoionization detector (PID). Details of the observed soils conditions, PID readings and materials encountered within each test pit are presented on the test pit logs which are attached to this letter report as Appendix B.

On May 29, 2007, One grab sample of the containerized materials, recovered from the initial hand excavated test holes performed on April 24, 2007, was collected by PS&S and shipped for waste classification, chemical laboratory analysis, under chain of custody documentation, to H2M, a New York State ELAP laboratory. The one grab sample analysis will satisfy the frequency requirement (approximately one sample per every 1,000 tons of impacted soil) of the potential disposal facilities. The chemical laboratory results are attached to this letter report as Appendix C.

Upon the completion of the investigation, each test pit was backfilled to the former ground surface with the previously excavated soils and compacted with the excavator bucket. Approximately 18 inches of clean sand fill was placed over each test pit area to cover soils disturbed during the excavation process.

4.0 RESULTS

In general, the subsurface conditions, disclosed by the test pits, consisted of fill material (brown-red sand, some silt, and little gravel with occasional cinders, slag, coal, and minor amounts debris) to the completion depth for all the test pit locations. The observed fill materials were likely placed as part of the former site development and may have been subsequently reworked during the recent regrading performed by the developer. Groundwater was encountered at levels ranging from 3.5 feet bgs to greater than 9 feet bgs at the test pit locations

Of the 11 total test pits excavated, MGP wastes and/or odors were detected at 3 locations. Visually identified purifier wastes were observed to a maximum depth of 5 feet bgs at these locations. Table 4-1 provides information obtained from each test pit location.

TABLE 4-1

Test Pit No.	Test Pit Date	Purifier Waste / Odor Detected	Purifier Waste Max. Depth Observed	Test Pit Completion Depth
TP-1A	5/31/07	No	n/a	4.0 ft
TP-1B-1	5/31/07	No	n/a	7.0 ft
TP-1B-2	5/31/07	Yes	surface	3.5 ft
TP-1C	5/31/07	No	n/a	7.5 ft
TP-2B	5/31/07	No	n/a	7.0 ft
TP-2C	5/31/07	No	n/a	7.0 ft
TP-2D	5/31/07	No	n/a	8.5 ft
TP-2E	5/31/07	Yes	1.0 ft	6.0 ft
TP-3D	5/31/07	No	n/a	5.7 ft
TP-3E	5/31/07	No	n/a	8.0 ft
TP-4F	5/31/07	Yes	5.0 ft	9.5 ft

At test pit TP-1B-2, located mid span along the eastern boundary for the investigation area, purifier waste was detected at the ground surface only, along with slight sulfur-like odors.

At test pit TP-2E, also located mid span along the eastern boundary for the investigation area, purifier waste was detected from the ground surface to 1.0 ft bgs, along with slight sulfur-like odors.

At test pit TP-4F, located at the northern portion along the eastern boundary for the investigation area, purifier waste was detected from the ground surface to 5.0 ft bgs, along with strong sulfur like odors.

All investigation activities were performed in accordance with the health and safety requirements of the OU-1 Health and Safety Plan (HASP), previously approved by NYSDEC. There were no action level exceedances recorded for the duration of the test pit investigation.

5.0 RECOMMENDATIONS

Based upon the results of the test pit investigation, MGP purifier wastes were identified in localized areas of the off-site property adjacent to OU-2. It is recommended that an IRM be implemented to remove and dispose of the purifier wastes observed during the recent Test Pit Investigation. A separate letter work plan for an IRM is being prepared and will be issued to NYSDEC, concurrently with this letter report, for approval.

The scope of the proposed IRM plan would include excavation operations in two cells of approximately 45ft x 120ft and 20ft x 100ft. The vertical extent of the excavation cells would be 2.0ft bgs for the southern (larger) cell and 6.0ft bgs for the northern (smaller) cell. The intent of the northern cell excavation is to address the purifier waste as observed in TP-4F while the intent of the southern cell excavation is to address the purifier waste as observed in TP-1B-1 and TP-2E.

KeySpan has been in contact with the property developer and has been advised that additional earth work and utility operations are planned for the immediate future on the property investigated by the test pits. It would be appreciated if NYSDEC could provide expedited reviews of this letter report and the letter IRM work plan so that KeySpan could rapidly implement the IRM. In that manner the developer could proceed unimpeded by site contamination.

If you have any questions, comments or require any additional information, please do not hesitate to contact me (718-403-3053) at your earliest convenience. For your convenience, I can also be contacted via electronic mail (e-mail) at tbell@keyspanenergy.com.

Very truly yours,

John T Bolan

FOR Tracey L. Bell
Project Manager

Copy: A. Prophete, KeySpan
J. Lifrieri, PS&SPC
J. Bolan, PS&S
A. Noel, PS&S

APPENDIX A

Legend

- Site Boundary
- Off-Site Property to be Investigated
- Parcels

Source:
NYC Department of City Planning
Tax Block Base Map, 2004
Aerials Express, 2006

0 100 200 Feet

PAULUS SOKOLOWSKI and SARTOR Engineering, PC
Engineers • Architects
Environmental Scientists

CLIFTON FORMER MGP SITE
STATEN ISLAND
RICHMOND COUNTY, NEW YORK

OFF-SITE PROPERTY
TO BE INVESTIGATED

Drn By: JC	Scale: 1" = 200'	Project: 02522.017.220
Ch'kd By: JB	Date: 05/01/07	Figure No. : 1

Map Document: (P:\02522\017\Y\N\Maps\OffsitePropertytobeInvestigated_050107.mxd)
5/1/2007 -- 3:46:54 PM

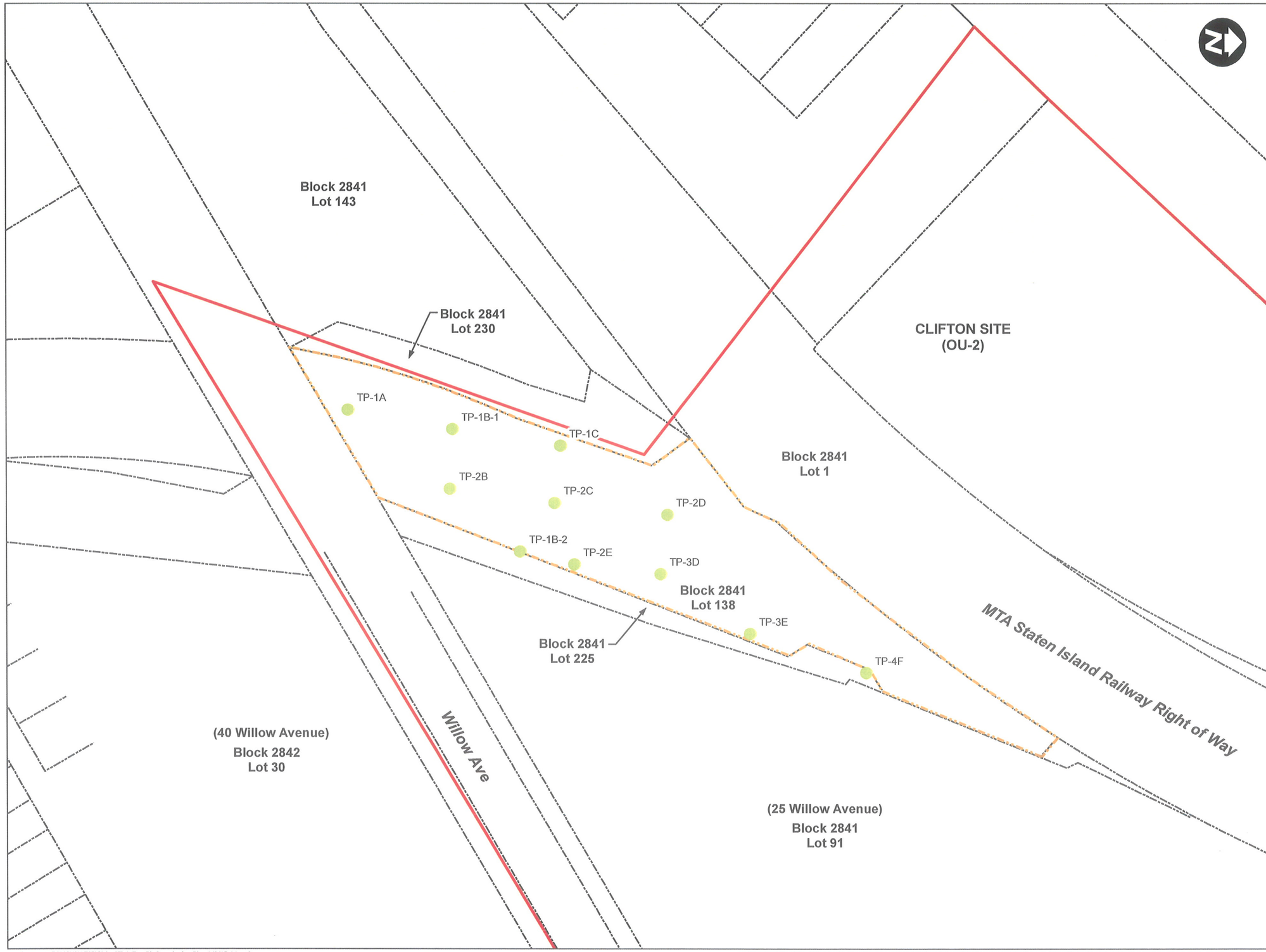

Legend

- As-Built Test Pit Location and Test Pit ID
- Operable Unit Boundary
- Off-Site Property to be Investigated
- Parcels

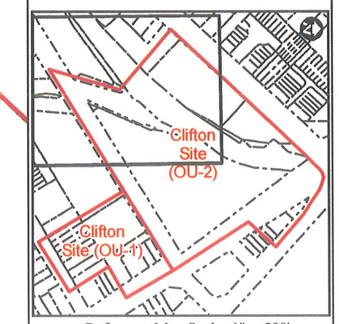

Reference Map Scale: 1" = 500'

Source:
As-Built Test Pit Locations Surveyed By PS&S's Survey Department, June 2007. PS&S Plan Entitled, "Site Topography, 40 Willow Avenue Parcel, Clifton OU-1 Site, As-Built", Dated 11/08/05.

0 25 50 Feet

PAULUS SOKOLOWSKI and SARTOR Engineering, PC
Engineers • Architects
Environmental Scientists

CLIFTON FORMER MGP SITE
STATEN ISLAND
RICHMOND COUNTY, NEW YORK

OFF-SITE AREA AS-BUILT TEST PIT INVESTIGATION LOCATION PLAN

Drn By: RS	Scale: 1" = 50'	Project: 02522.017.220
Ch'kd By: JB	Date: 06/26/07	Figure No. : 2

Map Document: (P:\02522\017\Y\h\Maps\Fig2_Test_Pit_Investigation_Plan_062607_04.mxd)
6/27/2007 -- 5:17:50 PM

APPENDIX B

Paulus Sokolowski and Sartor Engineering, PC
Consulting Engineers
Warren, New Jersey

TEST PIT NO. TP-1A

PROJECT: Clifton MGP OU-2, Block 2841, Lots 138 & 230	JOB NO.: 2522-017-220	INSPECTOR: R. Swabsin
LOCATION: Clifton, New York	SURFACE ELEVATION: N/A	
EXCAVATION CONTRACTOR: Creamer Environmental Inc.	DATE: 5/31/2007	COMPLETION DEPTH: 4.0'
EXCAVATION EQUIPMENT: Komatsu PC 138 Track-Hoe	OBSERVED WATER LEVEL: 4.0'	

ELEV.	DESCRIPTION	DEPTH SCALE	SAMPLE NO. & DEPTH	REMARKS
	Red brown fine to medium sand, little silt to fine to medium gravel, occasional concrete fragments (FILL-SM)	1 2 3		No odors, PID = 0.0 ppm
	COMPLETION DEPTH = 4.0'	4		Groundwater seepage at 4.0'
		5 6 7 8 9 10 11 12 13 14		

PLATE NO.:

P:_Administrative\N_FinalDocuments\Job#\C2522\J017-220\TEST PIT LOGS\TP-1A.xls

Paulus Sokolowski and Sartor Engineering, PC
Consulting Engineers
Warren, New Jersey

TEST PIT NO. TP-1B-1

PROJECT: Clifton MGP OU-2, Block 2841, Lots 138 & 230	JOB NO.: 2522-017-220	INSPECTOR: R. Swabsin
LOCATION: Clifton, New York	SURFACE ELEVATION: N/A	
EXCAVATION CONTRACTOR: Creamer Environmental Inc.	DATE: 5/31/2007	COMPLETION DEPTH: 7.0'
EXCAVATION EQUIPMENT: Komatsu PC 138 Track-Hoe	OBSERVED WATER LEVEL: 6.5'	

ELEV.	DESCRIPTION	DEPTH SCALE	SAMPLE NO. & DEPTH	REMARKS
	Red brown fine to coarse sand, some silt, little fine to coarse gravel with occasional bricks, slag, coal (FILL-SM)	1		
	Grey, black cinders, slag and coal (FILL)	2, 3		No odors, PID = 0.0 ppm
	Brown fine to coarse sand, some silt, little fine to coarse gravel (FILL)	4		
	Black cinders, coal, slag (FILL)	5		
	Brown fine to medium sand, little silt, little fine to coarse gravel (FILL-SM)	6		Groundwater seepage at 6.5'
	COMPLETION DEPTH = 7.0'	7, 8, 9, 10, 11, 12, 13, 14		

PLATE NO.:

P:_Administrative\N_FinalDocuments\Job#\C2522\J017-220\TEST PIT LOGS\TP-1.xls

Paulus Sokolowski and Sartor Engineering, PC
Consulting Engineers
Warren, New Jersey

TEST PIT NO. TP-1B-2

PROJECT: Clifton MGP OU-2, Block 2841, Lots 138 & 230	JOB NO.: 2522-017-220	INSPECTOR: R. Swabsin
LOCATION: Clifton, New York	SURFACE ELEVATION: N/A	
EXCAVATION CONTRACTOR: Creamer Environmental Inc.	DATE: 5/31/2007	COMPLETION DEPTH: 3.5'
EXCAVATION EQUIPMENT: Komatsu PC 138 Track-Hoe	OBSERVED WATER LEVEL: 3.4'	

ELEV.	DESCRIPTION	DEPTH SCALE	SAMPLE NO. & DEPTH	REMARKS
	Mixed cinders, purifier waste, coal, slab varying 6" to 12" in depth from the surface			
		1		Purifier waste noted at ground surface
				Slight purifier (sulfur-like) odor
		2		PID = 0.0 PPM
	Brown fine to coarse sand, some silt, little fine to coarse gravel with occasional cobbles			
		3		Groundwater observed at 3.4'
	COMPLETION DEPTH = 3.5'			
		4		Note: Additional purifier waste observed at the ground surface extending from TP-2E to TP-1B
		5		
		6		
		7		
		8		
		9		
		10		
		11		
		12		
		13		
		14		

PLATE NO.:

Paulus Sokolowski and Sartor Engineering, PC
Consulting Engineers
Warren, New Jersey

TEST PIT NO. TP-1C

PROJECT: Clifton MGP OU-2, Block 2841, Lots 138 & 230	JOB NO.: 2522-017-220	INSPECTOR: R. Swabsin
LOCATION: Clifton, New York	SURFACE ELEVATION: N/A	
EXCAVATION CONTRACTOR: Creamer Environmental Inc.	DATE: 5/31/2007	COMPLETION DEPTH: 7.5'
EXCAVATION EQUIPMENT: Komatsu PC 138 Track-Hoe	OBSERVED WATER LEVEL: 7.0'	

ELEV.	DESCRIPTION	DEPTH SCALE	SAMPLE NO. & DEPTH	REMARKS
	Dark brown, brown fine to coarse sand, some silt, little fine to coarse gravel with occasional bricks, concrete (FILL-SM)	1, 2, 3, 4, 5, 6		No odors, PID = 0.0 ppm
	Black cinders, slag, coal - wet (FILL)	7		No odors, PID = 0.0 ppm
	COMPLETION DEPTH = 7.5'	8, 9, 10, 11, 12, 13, 14		

PLATE NO.:

P:_Administrative\N_FinalDocuments\Job#\C2522\J017-220\TEST PIT LOGS\TP-1C.xls

Paulus Sokolowski and Sartor Engineering, PC
Consulting Engineers
Warren, New Jersey

TEST PIT NO. TP-2B

PROJECT: Clifton MGP OU-2, Block 2841, Lots 138 & 230	JOB NO.: 2522-017-220	INSPECTOR: R. Swabsin
LOCATION: Clifton, New York	SURFACE ELEVATION: N/A	
EXCAVATION CONTRACTOR: Creamer Environmental Inc.	DATE: 5/31/2007	COMPLETION DEPTH: 7.0'
EXCAVATION EQUIPMENT: Komatsu PC 138 Track-Hoe	OBSERVED WATER LEVEL: 6.5'	

ELEV.	DESCRIPTION	DEPTH SCALE	SAMPLE NO. & DEPTH	REMARKS
	Mixed cinders, slag, coal with brown fine to coarse sand, some silt, little fine to coarse gravel (FILL-SM)	1, 2		No odors, PID = 0.0 ppm
	Brown fine to coarse sand, some silt, little fine to coarse gravel with wood, bricks (FILL-SM)	3, 4, 5, 6		
	COMPLETION DEPTH = 7.0'	7, 8, 9, 10, 11, 12, 13, 14		

PLATE NO.:

P:_Administrative\N_FinalDocuments\Job#\C2522\J017-220\TEST PIT LOGS\TP-2B.xls

Paulus Sokolowski and Sartor Engineering, PC
Consulting Engineers
Warren, New Jersey

TEST PIT NO. TP-2C

PROJECT: Clifton MGP OU-2, Block 2841, Lots 138 & 230	JOB NO.: 2522-017-220	INSPECTOR: R. Swabsin
LOCATION: Clifton, New York	SURFACE ELEVATION: N/A	
EXCAVATION CONTRACTOR: Creamer Environmental Inc.	DATE: 5/31/2007	COMPLETION DEPTH: 7.0'
EXCAVATION EQUIPMENT: Komatsu PC 138 Track-Hoe	OBSERVED WATER LEVEL: 7.0'	

ELEV.	DESCRIPTION	DEPTH SCALE	SAMPLE NO. & DEPTH	REMARKS
	Red brown fine to coarse sand, some silt, little coarse to fine gravel with wood timbers, concrete rubble, bricks (FILL-SM)	1, 2, 3		
	Cinders, coal and slag (FILL)	4		No odors, PID = 0.0 ppm
	Brown fine sand, little silt, little fine to coarse gravel, wood fragments (FILL-SM)	5, 6		
	COMPLETION DEPTH = 7.0'	7, 8, 9, 10, 11, 12, 13, 14		Groundwater at 7.0'

PLATE NO.:

P:_Administrative\N_FinalDocuments\Job#\C2522\J017-220\TEST PIT LOGS\TP-2C.xls

Paulus Sokolowski and Sartor Engineering, PC
Consulting Engineers
Warren, New Jersey

TEST PIT NO. TP-2D

PROJECT: Clifton MGP OU-2, Block 2841, Lots 138 & 230	JOB NO.: 2522-017-220	INSPECTOR: R. Swabsin
LOCATION: Clifton, New York	SURFACE ELEVATION: N/A	
EXCAVATION CONTRACTOR: Creamer Environmental Inc.	DATE: 5/31/2007	COMPLETION DEPTH: 8.5'
EXCAVATION EQUIPMENT: Komatsu PC 138 Track-Hoe	OBSERVED WATER LEVEL: 8.5'	

ELEV.	DESCRIPTION	DEPTH SCALE	SAMPLE NO. & DEPTH	REMARKS
	Brown, red brown fine to coarse sand, some silt, little fine to coarse gravel with occasional wood timbers, glass (FILL-SM)	1, 2, 3, 4, 5, 6, 7, 8		No odors, PID = 0.0 ppm Wet soils at 8', groundwater seepage at 8.5'
	COMPLETION DEPTH = 8.5'	9, 10, 11, 12, 13, 14		

PLATE NO.:

P:_Administrative\N_FinalDocuments\Job#\C2522\J017-220\TEST PIT LOGS\TP-2D.xls

Paulus Sokolowski and Sartor Engineering, PC
Consulting Engineers
Warren, New Jersey

TEST PIT NO. TP-2E

PROJECT: Clifton MGP OU-2, Block 2841, Lots 138 & 230		JOB NO.: 2522-017-220	INSPECTOR: R. Swabsin
LOCATION: Clifton, New York		SURFACE ELEVATION: N/A	
EXCAVATION CONTRACTOR: Creamer Environmental Inc.		DATE: 5/31/2007	COMPLETION DEPTH: 6.0'
EXCAVATION EQUIPMENT: Komatsu PC 138 Track-Hoe		OBSERVED WATER LEVEL: 3.5'	

ELEV.	DESCRIPTION	DEPTH SCALE	SAMPLE NO. & DEPTH	REMARKS
	Brown fine - coarse sand, some silt, trace fine to coarse gravel (FILL-SM)			
	Coal, cinders, slag (FILL)	1		
	Red brown fine to coarse sand, some silt, little fine to coarse gravel (FILL-SM)	2		Purifier waste observed at ground surface, slight purifier waste (sulfur-like) odor
		3		
		4		Groundwater seepage at 3.5'
		5		
	Black cinders, slag, coal (FILL)	6		PID = 0.0 PPM
	COMPLETION DEPTH = 6.0'			No odors
		7		
		8		
		9		
		10		
		11		
		12		
		13		
		14		

PLATE NO.:

P:_Administrative\N_FinalDocuments\Job#\C2522\J017-220\TEST PIT LOGS\TP-2E.xls

Paulus Sokolowski and Sartor Engineering, PC
Consulting Engineers
Warren, New Jersey

TEST PIT NO. TP-3D

PROJECT: Clifton MGP OU-2, Block 2841, Lots 138 & 230	JOB NO.: 2522-017-220	INSPECTOR: R. Swabsin
LOCATION: Clifton, New York	SURFACE ELEVATION: N/A	
EXCAVATION CONTRACTOR: Creamer Environmental Inc.	DATE: 5/31/2007	COMPLETION DEPTH: 5.7'
EXCAVATION EQUIPMENT: Komatsu PC 138 Track-Hoe	OBSERVED WATER LEVEL: 5.5	

ELEV.	DESCRIPTION	DEPTH SCALE	SAMPLE NO. & DEPTH	REMARKS
	Black gray cinders, coal and slag (FILL)	1		
	Red brown fine to coarse sand, some clayey silt, little fine to coarse gravel (FILL-SM)	2		
		3		No odors, PID = 0.0 ppm
		4		
		5		
		6		Groundwater seepage at 5.5'
	COMPLETION DEPTH = 5.7'	7		
		8		
		9		
		10		
		11		
		12		
		13		
		14		

PLATE NO.:

P:_Administrative\N_FinalDocuments\Job#\C2522\J017-220\TEST PIT LOGS\TP-3D.xls

Paulus Sokolowski and Sartor Engineering, PC
Consulting Engineers
Warren, New Jersey

TEST PIT NO. TP-3E

PROJECT: Clifton MGP OU-2, Block 2841, Lots 138 & 230	JOB NO.: 2522-017-220	INSPECTOR: R. Swabsin
LOCATION: Clifton, New York	SURFACE ELEVATION: N/A	
EXCAVATION CONTRACTOR: Creamer Environmental Inc.	DATE: 5/31/2007	COMPLETION DEPTH: 8.0
EXCAVATION EQUIPMENT: Komatsu PC 138 Track-Hoe	OBSERVED WATER LEVEL: 7.5'	

ELEV.	DESCRIPTION	DEPTH SCALE	SAMPLE NO. & DEPTH	REMARKS
		1		
		2		
		3		No odors, PID = 0.0 ppm
	Brown fine to coarse sand, some silt, little fine to coarse gravel with occasional coal slag, cinders, wood fragments (FILL-SM)	4		
		5		
		6		
		7		
				Groundwater at 7.5'
	COMPLETION DEPTH = 8.0'	8		
		9		
		10		
		11		
		12		
		13		
		14		

PLATE NO.:

P:_Administrative\N_FinalDocuments\Job#\C2522\J017-220\TEST PIT LOGS\TP-3E.xls

Paulus Sokolowski and Sartor Engineering, PC
Consulting Engineers
Warren, New Jersey

TEST PIT NO. TP-4F

PROJECT: Clifton MGP OU-2, Block 2841, Lots 138 & 230	JOB NO.: 2522-017-220	INSPECTOR: R. Swabsin
LOCATION: Clifton, New York	SURFACE ELEVATION: N/A	
EXCAVATION CONTRACTOR: Creamer Environmental Inc.	DATE: 5/31/2007	COMPLETION DEPTH: 9.5'
EXCAVATION EQUIPMENT: Komatsu PC 138 Track-Hoe	OBSERVED WATER LEVEL: Not Encountered	

ELEV.	DESCRIPTION	DEPTH SCALE	SAMPLE NO. & DEPTH	REMARKS
	Brown fine to coarse sand, some silt, little fine to coarse gravel with occasional concrete fragments, wood (FILL-SM)	1, 2		
	Blue grey granular purifier waste (FILL)	3, 4		Strong purifier waste (sulfur-like) odor PID = 0.0 ppm
	Brown fine to medium sand, little silt, little fine to coarse gravel (FILL-SM)	5, 6, 7, 8, 9		
	COMPLETION DEPTH = 9.5'	10, 11, 12, 13, 14		Excavation stopped due to close proximity of existing Rail Road embankment

PLATE NO.:

P:_Administrative\N_FinalDocuments\Job#\C2522\J017-220\TEST PIT LOGS\TP-4F.xls

APPENDIX C

287 Maspeth Avenue, Brooklyn, NY 11211
Phone: (718) 963-5421, Fax: (718) 963-3026

Lab Report #: BL0705353

ELAP Number: 11173

KeySpan Laboratory Services
Certificate of Results

Customer Information

Company Name:	KeySpan Energy Env. Assessment Management	Phone Number:	516-364-9890
Customer Contact:	Andrew A. Prophete	Fax Number:	516-545-2582
Address:	175 E. Old Country Road	Customer PO:	244 CS0406 0724
	Hicksville, NY 11801	Project ID:	Clifton MGP

Laboratory Information

Receive Date: 5/30/07 Approved By 2832 Report Date: 6/14/07

SAMPLE CONDITION RECORD

Are samples submitted with a chain of custody?	N/A	Are the number of samples the same as stated on the chain of custody?	N/A
Are bottle caps tight and securely in place?	N/A	Were samples within the holding time for the requested test(s)?	N/A
Were all containers intact when received?	N/A	Is the volume of sample submitted sufficient for the requested test(s)?	N/A
Were samples submitted in an ice chest?	N/A	Are all samples for volatile organic analyses free of headspace?	N/A
Were samples received cold?	N/A		

Sample ID: **BL0705353-01** Matrix: Soil Customer Sample #: C-PWC-05-29-01

Collect Date and Time: 5/29/07 11:30 A Collector: H2M Personnel

Location: Clifton MGP Site

Test	Parameters	Result		Qualifier	DF	Comments
Method: ASTM D 5839		Analysis Date: 6/6/07				
Total Sulfur	Sulfur	1.020	%wet		1	By:H2M (ELAP ID # 10478)
Method: SW 846 - 1010		Analysis Date: 6/5/07 5:25:00 PM				
Ignitability	Ignitability	>60	DEG C		1	By:H2M (ELAP ID # 10478)
Method: SW 846 - 6010B		Analysis Date: 6/5/07 1:24:00 AM				
TCLP Copper	Copper (Cu)	0.052	mg/L		1	By:H2M (ELAP ID # 10478)
TCLP Nickel	Nickel (Ni)	0.086	mg/L		1	By:H2M (ELAP ID # 10478)
TCLP Zinc	Zinc (Zn)	0.333	mg/L		1	By:H2M (ELAP ID # 10478)
Method: SW 846 - 8015A		Analysis Date: 6/6/07 3:33:52 PM				
DRO, Total	Diesel Range Organics	1300	mg/kg		10	By:H2M (ELAP ID # 10478)
Method: SW 846 - 8082		Analysis Date: 6/12/07 7:00:48 PM				
PCBs	Aroclor 1016 (PCB-1016)	2100	ug/kg	U	50	By:H2M (ELAP ID # 10478)
	Aroclor 1221 (PCB-1221)	4200	ug/kg	U	50	By:H2M (ELAP ID # 10478)
	Aroclor 1232 (PCB-1232)	2100	ug/kg	U	50	By:H2M (ELAP ID # 10478)
	Aroclor 1242 (PCB-1242)	2100	ug/kg	U	50	By:H2M (ELAP ID # 10478)
	Aroclor 1248 (PCB-1248)	2100	ug/kg	U	50	By:H2M (ELAP ID # 10478)
	Aroclor 1254 (PCB-1254)	2100	ug/kg	U	50	By:H2M (ELAP ID # 10478)
	Aroclor 1260 (PCB-1260)	2100	ug/kg	U	50	By:H2M (ELAP ID # 10478)

NOTE: The liability of KeySpan Energy shall in no event exceed the amount of the invoice with respect to the services charged for the

287 Maspeth Avenue, Brooklyn, NY 11211
Phone: (718) 963-5421, Fax: (718) 963-3026

Lab Report #: BL0705353

ELAP Number: 11173

KeySpan Laboratory Services
Certificate of Results

Method: SW 846 - 8260A Analysis Date: 6/8/07 2:45:00 PM

Volatile Organic Compounds	1,1,1-Trichloroethane	13	ug/kg	U	1	By:H2M (ELAP ID # 10478)
	1,1,2,2-Tetrachloroethane	13	ug/kg	U	1	By:H2M (ELAP ID # 10478)
	1,1,2-Trichloroethane	13	ug/kg	U	1	By:H2M (ELAP ID # 10478)
	1,1-Dichloroethane	13	ug/kg	U	1	By:H2M (ELAP ID # 10478)
	1,1-Dichloroethene	13	ug/kg	U	1	By:H2M (ELAP ID # 10478)
	1,2-Dichloroethane	13	ug/kg	U	1	By:H2M (ELAP ID # 10478)
	1,2-Dichloroethene	13	ug/kg	U	1	By:H2M (ELAP ID # 10478)
	1,2-Dichloropropane	13	ug/kg	U	1	By:H2M (ELAP ID # 10478)
	2-Butanone	13	ug/kg	U	1	By:H2M (ELAP ID # 10478)
	2-Hexanone	13	ug/kg	U	1	By:H2M (ELAP ID # 10478)
	4-Methyl-2-pentanone	13	ug/kg	U	1	By:H2M (ELAP ID # 10478)
	Acetone	13	ug/kg	U	1	By:H2M (ELAP ID # 10478)
	Benzene	13	ug/kg	U	1	By:H2M (ELAP ID # 10478)
	Bromodichloromethane	13	ug/kg	U	1	By:H2M (ELAP ID # 10478)
	Bromoform	13	ug/kg	U	1	By:H2M (ELAP ID # 10478)
	Bromomethane	13	ug/kg	U	1	By:H2M (ELAP ID # 10478)
	Carbon Disulfide	13	ug/kg	U	1	By:H2M (ELAP ID # 10478)
	Carbon Tetrachloride	13	ug/kg	U	1	By:H2M (ELAP ID # 10478)
	Chlorobenzene	13	ug/kg	U	1	By:H2M (ELAP ID # 10478)
	Chloroethane	13	ug/kg	U	1	By:H2M (ELAP ID # 10478)
	Chloroform	13	ug/kg	U	1	By:H2M (ELAP ID # 10478)
	Chloromethane	13	ug/kg	U	1	By:H2M (ELAP ID # 10478)
	cis-1,3-Dichloropropene	13	ug/kg	U	1	By:H2M (ELAP ID # 10478)
	Dibromochloromethane	13	ug/kg	U	1	By:H2M (ELAP ID # 10478)
	Ethylbenzene	13	ug/kg	U	1	By:H2M (ELAP ID # 10478)
	MTBE	13	ug/kg	U	1	By:H2M (ELAP ID # 10478)
	Methylene chloride	33	ug/kg		1	By:H2M (ELAP ID # 10478)
	Styrene	13	ug/kg	U	1	By:H2M (ELAP ID # 10478)
	Tetrachloroethene	13	ug/kg	U	1	By:H2M (ELAP ID # 10478)
	Toluene	13	ug/kg	U	1	By:H2M (ELAP ID # 10478)
	trans-1,3-Dichloropropene	13	ug/kg	U	1	By:H2M (ELAP ID # 10478)
	Trichloroethene	13	ug/kg	U	1	By:H2M (ELAP ID # 10478)
	Vinyl chloride	13	ug/kg	U	1	By:H2M (ELAP ID # 10478)
	Xylene	13	ug/kg	U	1	By:H2M (ELAP ID # 10478)

NOTE: The liability of KeySpan Energy shall in no event exceed the amount of the invoice with respect to the services charged for the

287 Maspeth Avenue, Brooklyn, NY 11211
Phone: (718) 963-5421, Fax: (718) 963-3026

Lab Report #: BL0705353

ELAP Number: 11173

KeySpan Laboratory Services
Certificate of Results

Method: SW 846 - 8270B Analysis Date: 6/13/07 4:38:00 AM

Semi-Volatiles by GC/MS	1,2,4-Trichlorobenzene	410	ug/kg	U	1	By:H2M (ELAP ID # 10478)
	2.6-Dinitrotoluene	410	ug/kg	U	1	By:H2M (ELAP ID # 10478)
	4-Chloro-3-methylphenol	410	ug/kg	U	1	By:H2M (ELAP ID # 10478)
	4-Chloroaniline	410	ug/kg	U	1	By:H2M (ELAP ID # 10478)
	4-Chlorophenyl phenyl ether	410	ug/kg	U	1	By:H2M (ELAP ID # 10478)
	1,2-Dichlorobenzene	410	ug/kg	U	1	By:H2M (ELAP ID # 10478)
	1,3-Dichlorobenzene	410	ug/kg	U	1	By:H2M (ELAP ID # 10478)
	1,4-Dichlorobenzene	410	ug/kg	U	1	By:H2M (ELAP ID # 10478)
	2,2'-oxv bis(1-chloropropane)	410	ug/kg	U	1	By:H2M (ELAP ID # 10478)
	2,4,5-Trichlorophenol	1000	ug/kg	U	1	By:H2M (ELAP ID # 10478)
	2,4,6-Trichlorophenol	410	ug/kg	U	1	By:H2M (ELAP ID # 10478)
	2,4-Dichlorophenol	410	ug/kg	U	1	By:H2M (ELAP ID # 10478)
	2,4-Dimethylphenol	410	ug/kg	U	1	By:H2M (ELAP ID # 10478)
	2,4-Dinitrophenol	1000	ug/kg	U	1	By:H2M (ELAP ID # 10478)
	2,4-Dinitrotoluene	410	ug/kg	U	1	By:H2M (ELAP ID # 10478)
	2-Chloronaphthalene	410	ug/kg	U	1	By:H2M (ELAP ID # 10478)
	2-Chlorophenol	410	ug/kg	U	1	By:H2M (ELAP ID # 10478)
	2-Methylnaphthalene	3600	ug/kg		1	By:H2M (ELAP ID # 10478)
	2-Methylphenol	410	ug/kg	U	1	By:H2M (ELAP ID # 10478)
	2-Nitroaniline	1000	ug/kg	U	1	By:H2M (ELAP ID # 10478)
	2-Nitrophenol	410	ug/kg	U	1	By:H2M (ELAP ID # 10478)
	3,3'-Dichlorobenzidine	410	ug/kg	U	1	By:H2M (ELAP ID # 10478)
	3-Nitroaniline	1000	ug/kg	U	1	By:H2M (ELAP ID # 10478)
	4,6-Dinitro-2-methylphenol	1000	ug/kg	U	1	By:H2M (ELAP ID # 10478)
	4-Bromophenyl phenyl ether	410	ug/kg	U	1	By:H2M (ELAP ID # 10478)
	4-Methylphenol	410	ug/kg	U	1	By:H2M (ELAP ID # 10478)
	4-Nitroaniline	1000	ug/kg	U	1	By:H2M (ELAP ID # 10478)
	4-Nitrophenol	1000	ug/kg	U	1	By:H2M (ELAP ID # 10478)
	Acenaphthene	410	ug/kg	U	1	By:H2M (ELAP ID # 10478)
	Acenaphthylene	1700	ug/kg		1	By:H2M (ELAP ID # 10478)
	Anthracene	410	ug/kg	U	1	By:H2M (ELAP ID # 10478)
	Benzo(a)anthracene	1700	ug/kg		1	By:H2M (ELAP ID # 10478)
	Benzo(a)pyrene	420	ug/kg		1	By:H2M (ELAP ID # 10478)
	Benzo(b)fluoranthene	4500	ug/kg		1	By:H2M (ELAP ID # 10478)
	Benzo(g,h,i)perylene	1000	ug/kg		1	By:H2M (ELAP ID # 10478)
	Benzo(k)fluoranthene	2400	ug/kg		1	By:H2M (ELAP ID # 10478)
	bis(2-Chloroethoxy)methane	410	ug/kg	U	1	By:H2M (ELAP ID # 10478)
	bis(2-Chloroethyl)ether	410	ug/kg	U	1	By:H2M (ELAP ID # 10478)
	bis(2-Ethylhexyl) phthalate	410	ug/kg	U	1	By:H2M (ELAP ID # 10478)
	Butyl benzyl phthalate	410	ug/kg	U	1	By:H2M (ELAP ID # 10478)
	Carbazole	410	ug/kg	U	1	By:H2M (ELAP ID # 10478)
	Chrysene	2900	ug/kg		1	By:H2M (ELAP ID # 10478)
	Di-n-butyl phthalate	410	ug/kg	U	1	By:H2M (ELAP ID # 10478)
	Di-n-octyl phthalate	410	ug/kg	U	1	By:H2M (ELAP ID # 10478)

NOTE: The liability of KeySpan Energy shall in no event exceed the amount of the invoice with respect to the services charged for the

287 Maspeth Avenue, Brooklyn, NY 11211
Phone: (718) 963-5421, Fax: (718) 963-3026

Lab Report #: BL0705353

ELAP Number: 11173

KeySpan Laboratory Services
Certificate of Results

Method: SW 846 - 8270B		Analysis Date: 6/13/07 4:38:00 AM				
Semi-Volatiles by GC/MS	Dibenzo(a,h)anthracene	460	ug/kg		1	By:H2M (ELAP ID # 10478)
	Dibenzofuran	410	ug/kg	U	1	By:H2M (ELAP ID # 10478)
	Diethylphthalate	410	ug/kg	U	1	By:H2M (ELAP ID # 10478)
	Dimethylphthalate	410	ug/kg	U	1	By:H2M (ELAP ID # 10478)
	Fluoranthene	410	ug/kg	U	1	By:H2M (ELAP ID # 10478)
	Fluorene	410	ug/kg	U	1	By:H2M (ELAP ID # 10478)
	Hexachlorobenzene	410	ug/kg	U	1	By:H2M (ELAP ID # 10478)
	Hexachlorobutadiene	410	ug/kg	U	1	By:H2M (ELAP ID # 10478)
	Hexachlorocyclopentadiene	410	ug/kg	U	1	By:H2M (ELAP ID # 10478)
	Hexachloroethane	410	ug/kg	U	1	By:H2M (ELAP ID # 10478)
	Indeno(1,2,3-cd)pyrene	1200	ug/kg		1	By:H2M (ELAP ID # 10478)
	Isophorone	410	ug/kg	U	1	By:H2M (ELAP ID # 10478)
	n-Nitroso-di-n-propylamine	410	ug/kg	U	1	By:H2M (ELAP ID # 10478)
	n-Nitrosodiphenylamine	410	ug/kg	U	1	By:H2M (ELAP ID # 10478)
	Naphthalene	10000	ug/kg	D	2	By:H2M (ELAP ID # 10478)
	Nitrobenzene	410	ug/kg	U	1	By:H2M (ELAP ID # 10478)
	Pentachlorophenol	1000	ug/kg	U	1	By:H2M (ELAP ID # 10478)
	Phenanthrene	410	ug/kg	U	1	By:H2M (ELAP ID # 10478)
	Phenol	410	ug/kg	U	1	By:H2M (ELAP ID # 10478)
	Pyrene	830	ug/kg		1	By:H2M (ELAP ID # 10478)
Method: SW 846 - 9040B		Analysis Date: 5/31/07 7:52:00 AM				
Corrosivity	Corrosivity	4.4	pH_units		1	By:H2M (ELAP ID # 10478)
Method: 7.3.3.2		Analysis Date: 6/7/07 10:04:00 AM				
Cyanide	Cyanide	100	mg/kg	U	1	By:H2M (ELAP ID # 10478)
Sulfide	Sulfide	100	mg/kg	U	1	By:H2M (ELAP ID # 10478)

NOTE: The liability of KeySpan Energy shall in no event exceed the amount of the invoice with respect to the services charged for the

287 Maspeth Avenue, Brooklyn, NY 11211
Phone: (718) 963-5421, Fax: (718) 963-3026

Lab Report #: BL0705353

ELAP Number: 11173

KeySpan Laboratory Services
Certificate of Results

Method: SW 846 - 6010B		Analysis Date: 6/5/07 1:24:00 AM				
TCLP Arsenic	Arsenic (As)	0.02	mg/L	U	1	By:H2M (ELAP ID # 10478)
TCLP Lead	Lead (Pb)	0.048	mg/L		1	By:H2M (ELAP ID # 10478)
TCLP Barium	Barium (Ba)	0.789	mg/L		1	By:H2M (ELAP ID # 10478)
TCLP Cadmium	Cadmium (Cd)	0.005	mg/L	U	1	By:H2M (ELAP ID # 10478)
TCLP Chromium	Chromium (Cr)	0.014	mg/L		1	By:H2M (ELAP ID # 10478)
TCLP Selenium	Selenium (Se)	0.02	mg/L	U	1	By:H2M (ELAP ID # 10478)
TCLP Silver	Silver (Ag)	0.02	mg/L		1	By:H2M (ELAP ID # 10478)
Method: SW 846 - 7471A		Analysis Date: 6/5/07 2:02:55 PM				
TCLP Mercury	Mercury (Hg)	0.328	ug/L		1	By:H2M (ELAP ID # 10478)
Method: SW 846 - 8021A		Analysis Date: 6/6/07 3:45:00 PM				
TCLP - Volatile Organics	Benzene	10	ug/L	U	1	By:H2M (ELAP ID # 10478)
	Carbon Tetrachloride	10	ug/L	U	1	By:H2M (ELAP ID # 10478)
	Chlorobenzene	10	ug/L	U	1	By:H2M (ELAP ID # 10478)
	Chloroform	10	ug/L	U	1	By:H2M (ELAP ID # 10478)
	1,2-Dichloroethane	10	ug/L	U	1	By:H2M (ELAP ID # 10478)
	1,1-Dichloroethene	10	ug/L	U	1	By:H2M (ELAP ID # 10478)
	MEK (2-Butanone)	10	ug/L	U	1	By:H2M (ELAP ID # 10478)
	Tetrachloroethylene	10	ug/L	U	1	By:H2M (ELAP ID # 10478)
	Trichloroethylene	10	ug/L	U	1	By:H2M (ELAP ID # 10478)
	Vinyl chloride	10	ug/L	U	1	By:H2M (ELAP ID # 10478)
Method: SW 846 - 8081		Analysis Date: 6/13/07 6:48:10 AM				
TCLP Pesticides	Lindane	0.2	ug/L	U	1	By:H2M (ELAP ID # 10478)
	Heptachlor	0.2	ug/L	U	1	By:H2M (ELAP ID # 10478)
	Heptachlor epoxide	0.2	ug/L	U	1	By:H2M (ELAP ID # 10478)
	Endrin	0.4	ug/L	U	1	By:H2M (ELAP ID # 10478)
	Chlordane (technical)	4	ug/L	U	1	By:H2M (ELAP ID # 10478)
	Toxaphene	20	ug/L	U	1	By:H2M (ELAP ID # 10478)
	Methoxychlor	2	ug/L	U	1	By:H2M (ELAP ID # 10478)
Method: SW 846 - 8151		Analysis Date: 6/7/07 11:49:54 AM				
TCLP Herbicides	2,4,5-TP (Silvex)	2.5	ug/L	U	1	By:H2M (ELAP ID # 10478)
	2,4-D	5	ug/L	U	1	By:H2M (ELAP ID # 10478)

NOTE: The liability of KeySpan Energy shall in no event exceed the amount of the invoice with respect to the services charged for the

287 Maspeth Avenue, Brooklyn, NY 11211
Phone: (718) 963-5421, Fax: (718) 963-3026

Lab Report #: BL0705353

ELAP Number: 11173

KeySpan Laboratory Services
Certificate of Results

Method:	SW 846 - 8270	Analysis Date:	6/5/07 2:51:00 PM			
TCLP - Semi-volatile Organics	o-Cresol (2-Methylphenol)	10	ug/L	U	1	By:H2M (ELAP ID # 10478)
	m,p-Cresol (3,4-Methylphenol)	10	ug/L	U	1	By:H2M (ELAP ID # 10478)
	Cresol (total)	20	ug/L	U	1	By:H2M (ELAP ID # 10478)
	1,4-Dichlorobenzene	10	ug/L	U	1	By:H2M (ELAP ID # 10478)
	2,4-Dinitrotoluene	10	ug/L	U	1	By:H2M (ELAP ID # 10478)
	Hexachlorobenzene	10	ug/L	U	1	By:H2M (ELAP ID # 10478)
	Hexachlorobutadiene	10	ug/L	U	1	By:H2M (ELAP ID # 10478)
	Hexachloroethane	10	ug/L	U	1	By:H2M (ELAP ID # 10478)
	Nitrobenzene	10	ug/L	U	1	By:H2M (ELAP ID # 10478)
	Pentachlorophenol	25	ug/L	U	1	By:H2M (ELAP ID # 10478)
	Pyridine	10	ug/L	U	1	By:H2M (ELAP ID # 10478)
	2,4,5-Trichlorophenol	25	ug/L	U	1	By:H2M (ELAP ID # 10478)
	2,4,6-Trichlorophenol	10	ug/L	U	1	By:H2M (ELAP ID # 10478)

Sample Comment:

NOTE: The liability of KeySpan Energy shall in no event exceed the amount of the invoice with respect to the services charged for the

287 Maspeth Avenue, Brooklyn, NY 11211
Phone: (718) 963-5421, Fax: (718) 963-3026

Lab Report #: BL0705353

ELAP Number: 11173

KeySpan Laboratory Services
Certificate of Results

Qualifiers:
- U - Indicates compound was not detected.
- D - Diluted
- B - Indicates compound was found in associated blank as well as in the sample.
- UD - Indicates diluted compound was analyzed but not detected.
- J - Indicates the presence of a compound that meets the identification criteria. The result is less than the analyte detection limit but greater than zero (0).
- Y - Analyte above detection limit but below quantitation limit.
- E - Exceeds calibration range.
- N - QC criteria was not met.

Comments: All solid sample results are reported on a dry weight basis, unless otherwise not
H2M COC 19806

ND - Not Detected NA - Not Analyzed

Approval Signature

Laboratory results shall not be reproduced except in full, without written approval of the Laboratory.
Results relate only to the sample "As Received" by the laboratory

NOTE: The liability of KeySpan Energy shall in no event exceed the amount of the invoice with respect to the services charged for the

287 Maspeth Avenue, Brooklyn, NY 11211
Phone: (718) 963-5421, Fax: (718) 963-3026

Lab Report #: BL0705353

ELAP Number: 11173

KeySpan Laboratory Services
Certificate of Results

H2M LABS, INC. — EXTERNAL CHAIN OF CUSTODY

19806

575 Broad Hollow Rd, Melville, NY 11747-5078
Tel: (631) 694-3040 Fax: (631) 420-8436

CLIENT:

H2M SDG NO:

PROJECT NAME/NUMBER: KeySpan Clifton MGP Site, Staten Island, New York

Project Contact: John Barlan

Phone Number: (732) 259-2451

PIS/Quote #

SAMPLERS: (signature)/Client: John Barlan

DELIVERABLES:

TURNAROUND TIME: STANDARD

NOTES: Split in two eight oz Jars — WASTE CHARACTERIZATION SAMPLE ONLY — BL0705353-01

DATE	TIME	MATRIX	FIELD I.D.	Sample Container Description	Total No. of Containers	VOA	SVOA	PCB	Metals	CN	LAB I.D. NO.	REMARKS:
5/29/07	1130	Soil	C-PWC-05-29-01		5	✓	✓	✓	✓			

ANALYSIS REQUESTED — ORGANIC: VOA, SVOA, PCB; INORG.: Metals, CN

VOA: Total Sulfur; Reactivity (CN's), % Moisture; Calc. Diluents (PCB's); TCLP Metals As, Ba, Cd, Cr, Cu, Hg, Ni, Pb, Se, Ag, Zn (Split into quart); TCLP Organics (BN/Acid); Mercury 7471

Relinquished by: (Signature) — Date 5/29/07 — Time 1700 — Received by: (Signature)

Relinquished by: (Signature) — Date — Time — Received by: (Signature)

Relinquished by: (Signature) — Date — Time — Received by: (Signature)

Relinquished by: (Signature) — Date — Time — Received by: (Signature)

LABORATORY USE ONLY

Discrepancies Between Sample Labels and COC Record? Y or N
Explain:

Samples were:
1. Shipped ✓ or Hand Delivered ___ Airbill ___
2. Ambient or chilled, Temp. 2.1
3. Received in good condition: Y or N
4. Properly preserved: Y or N

COC Tape was:
1. Present on outer package: (Y) or N
2. Unbroken on outer package: (Y) or N
3. COC record present & complete upon sample receipt: Y or N

05/30/2007 11:29 FAX 4208436 H2MLAB 002/002

WHITE COPY - ORIGINAL — YELLOW COPY - CLIENT — PINK COPY - LABORATORY

NOTE: The liability of KeySpan Energy shall in no event exceed the amount of the invoice with respect to the services charged for the

January 05, 2008

Paulus, Sokolowski and Sartor, LLC
Att: Mr. John Pastorick
67 Mountain Boulevard Extension
Warren, New Jersey 07059

Re: Keyspan Corp. / Clifton Former MGP Site Data Deliverables; Laboratory SDG No. PSS-112

Dear Mr. Pastorick,

Enclosed with this cover letter are the results of our data review of the laboratory deliverables pertaining to the referenced site. The review was conducted according to the guidelines established by NYSDEC's Data Usability Summary Review ('DUSR') process; data flags (qualifiers) were assigned to reported sample results based on guidance contained in EPA Region II's Inorganic and Organic data validation guidelines .

Site Name: Keyspan / Clifton Former MGP Site

Fractions:
Volatile Organics
Semi-volatile Organics
Polychlorinated Biphenyls (PCBs)
RCRA Metals (As, Ba, Cd, Cr, Pb, Hg, Se, Ag)
Cyanide

Laboratory: H2M Labs, Inc.
Matrix: Aqueous

Reviewer: Chris Taylor

Prepared By: Environmental Quality Associates, Inc.

SECTION A
Sample Information

The above-referenced analytical job number / samples were analyzed by H2M Labs Inc., Melville, NY ('H2M'). Three aqueous samples were analyzed for volatile organics, semivolatile organics, polychlorinated biphenyls, RCRA metals and cyanide. Samples were collected on 09/21 and 09/25/07, and received at the laboratory on 09/21 and 09/26/07. Samples were received at the laboratory in good condition, and within acceptable temperature and pH ranges, per the laboratory Sample Receipt Checklists.

SECTION B
General Comments

Per client directions and project requirements, a subset of 20% of site samples were selected and identified for data review; this report addresses only the findings associated with the one aqueous sample in this SDG identified by the client [GPESB-8W-3 (12-17')].

Summary of data completeness and overall quality of data deliverables package
Data deliverables were complete as received.

Overall data quality
Data quality was acceptable, incorporating applied data qualifiers as described below.

SECTION C
Volatile Organic Fraction

NYSDEC-ASP holding times from lab receipt to analysis were met, with the following exception:
The dilution analysis of GPESB-8W-3 (12-17') was performed on 10/17/07, which is 14 days past the allowable NYSDEC-ASP seven-day from VTSR holding time, and eight days beyond the method holding time of 14 days from sample collection. The reported result for 2-butanone in the dilution analysis is flagged as estimated, 'J', with indication of low bias.

Surrogate compound spike recoveries were within laboratory-derived acceptance ranges. Internal standard area recoveries and retention times were within method limits.

2-Butanone was positive in the trip blank of 09/25/07, at 3 J ug/L; since the 2-butanone concentration in the associated sample significantly exceeded the equivalent blank action level, no QA action was taken.

Continuing calibration response factor %D value for 1,2-dichloroethane exceeded the method limit of 20.0% in CCV 09/27/007 (P37869). Since this target compounf was not positive in the associated sample, no QA action was taken.

The laboratory used the RRF from the daily calibration to quantitate reported positive results; this differs from the guidance in EPA SW-846, Method 8000B. This is noted to inform the data user of potential data comparability issues for previous or future sample collection events.

SECTION D
Semi-volatile Organics

NYSDEC-ASP holding times from lab receipt to extraction, and from extraction to analysis, were met.

The method blank was reported free of contamination. Surrogate recoveries, and internal standard recoveries and retention times were within acceptable method limits. No MS/MSD were submitted for this sample group.

Initial calibration %RSD values for several target compounds exceeded the method limit of 15%; since no positives for these compounds were present in validated samples, no QA action was necessary.

The relative response factor (RRF) values for several compounds exceeded +20%D in the CCV of 10/04/07 (N21920); no positives for these compounds were present in the associated sample, and no QA action was necessary.

The LCS (LFB22877) exhibited recovery of 2,4-dinitrophenol above the upper limit (108/101%); since this compound was not positive in the associated sample, no QA action was necessary.

The laboratory used the RRF from the daily calibration to quantitate reported positive results; this differs from the guidance in EPA SW-846, Method 8000B. This is noted to inform the data user of potential data comparability issues for previous or future sample collection events.

SECTION E
Polychlorinated Biphenyls (PCBs)

NYSDEC-ASP holding times from lab receipt to extraction, and from extraction to analysis, were met for validated samples.

The method blank extracted on 10/01/07 (MB22894) was reported free of contamination, as were associated instrument (solvent) blanks.

Calibrations were acceptable, and surrogate recoveries were within acceptable range. Blank spike recoveries were within acceptable limits. No MS/MSD were submitted for this sample group.

SECTION F
RCRA Metals and Cyanide

NYSDEC-ASP holding times from lab receipt to extraction, and from extraction to analysis, were met for all samples. Instrument and digestion (prep) blanks were below corresponding RL values for all reported analytes.

Initial and continuing calibration recoveries were within acceptable range. The concentration shown for the continuing calibration verification (CCV) standard of 500 ug/L was the same as reported for the ICV standard. Per current NYSDEC-ASP requirements (2005, Exhibit E, Metals, Sect. 1.3.3), "the analyte concentration in the CCV shall be different than the concentration used for the ICV … and shall be … at or near the mid range of the calibration curve…". No data qualifiers were applied, based on the reviewer's professional judgment; this discrepancy is noted for the data user's awareness.

The concentrations for the true value and actual values for the ICSA solution were not reported on Form 4. Per current NYSDEC-ASP requirements (2005, Exhibit E, Metals, Sect. 1.5.3), "results for ICS Solution A must fall within … $\pm$ 2x the CRQL for the analytes …". No data qualifiers were applied, based on the reviewer's professional judgment; this discrepancy is noted for the data user's awareness.

LCS recoveries for all reported analytes were within acceptable ranges.

SECTION G
Sample Result Verification

One positive sample analyte result from each analytical fraction was randomly selected for verification of reported results from the raw data. Reported values were successfully verified from each fraction with no discrepancies.

It is restated here that for organic analytes the laboratory used the response factors from calibration verifications rather than average response factors from initial calibration sequences for quantitation. Although this practice is based on CLP analytical protocols rather than SW-846 method procedures (i.e., Method 8000) which the lab has referenced, the use of the different techniques will invariably produce different results. This is noted in order to alert the data user of potential impacts on data comparability for future sample data collection events.

SECTION H
Overall Recommendations

The results of the review and qualification process for the above analytical fractions and associated samples are summarized on the attached QC and Calibration summary tables for each affected analytical fraction, in order to facilitate the end-user's' review of these data. Data qualifiers have been applied directly to the laboratory Form 1s, with associated numeric footnotes which are detailed in the corresponding QC / Calibration summaries.

Very truly yours,
Environmental Quality Associates, Inc.

Chris W. Taylor
Vice President

/cwt
Attachments

December 27, 2007

Paulus, Sokolowski and Sartor, LLC
Att: Mr. John Pastorick
67 Mountain Boulevard Extension
Warren, New Jersey 07059

Re: Keyspan Corp. / Clifton Former MGP Site Data Deliverables; Laboratory SDG No. PSS-111

Dear Mr. Pastorick,

Enclosed with this cover letter are the results of our data review of the laboratory deliverables pertaining to the referenced site. The review was conducted according to the guidelines established by NYSDEC's Data Usability Summary Review ('DUSR') process; data flags (qualifiers) were assigned to reported sample results based on guidance contained in EPA Region II's Inorganic and Organic data validation guidelines .

Site Name: Keyspan / Clifton Former MGP Site

Fractions:
Volatile Organics
Semi-volatile Organics
Polychlorinated Biphenyls (PCBs)
RCRA Metals (As, Ba, Cd, Cr, Pb, Hg, Se, Ag)
Cyanide

Laboratory: H2M Labs, Inc.
Matrix: Non-Aqueous

Reviewer: Chris Taylor

Prepared By: Environmental Quality Associates, Inc.

SECTION A
Sample Information

The above-referenced analytical job number / samples were analyzed by H2M Labs Inc., Melville, NY ('H2M'). Nineteen soil samples, plus a field blank, were analyzed for volatile organics, semivolatile organics, polychlorinated biphenyls, RCRA metals and cyanide. Samples were collected on 09/20, 09/21 and 09/24/07, and received at the laboratory on 09/21 and 09/24/07. Samples were received at the laboratory in good condition, per the laboratory Sample Receipt Checklist. The chain of custody (CoC) indicated that samples were received at a temperature of 4.6 degrees C.

SECTION B
General Comments

Per client directions and project requirements, a subset of 20% of site samples were selected and identified for data review; this report addresses only the findings associated with the four soil samples identified by the client (GPESB-2-1 ; GPESB-4-1 ; GPESB-6W-1 ; GPESB-6W-2).

Summary of data completeness and overall quality of data deliverables package
Data deliverables were complete as received.

Overall data quality
Data quality was acceptable, incorporating applied data qualifiers as described below.

SECTION C
Volatile Organic Fraction

NYSDEC-ASP holding times from lab receipt to analysis were met in all samples.

Surrogate compound spike recoveries were within laboratory-derived acceptance ranges. Internal standard area recoveries and retention times were within method limits.

Both soil method blanks VBLK0926 and VBLK1001 exhibited positive results for common laboratory contaminant methylene chloride, and VBLK0926 also presented positive for toluene. Action levels (AL) of 10x blank concentration for methylene chloride and 5x for toluene were established for each associated set of samples and reported results were compared to the AL values; positive results for these target compounds below the respective AL values were flagged as non-detects 'U' either at their reported values, if above the sample RL, or at the sample RL if positive below the RL values.

Continuing calibration response factor %D values for several target analytes exceeded the method limit of 20.0% . See note below.

Note to data user: in cases where %Ds were > +20.0%, signifying CCAL RRF values > corresponding ICAL average values (i.e., greater sensitivity), no QA action was taken if there were no positives found for these analytes in the associated field samples.

The relative response factor (RRF) value for tetrachloroethene exceeded -20%D in the continuing calibration verification (CCV) of 09/26/07 (file ID P37851), affecting validated samples GPESB-2-1 and GPESP-4-1; results for tetrachloroethene in these samples were flagged 'UJ', as estimated RL values with indication of low bias.

The laboratory used the RRF from the daily calibration to quantitate reported positive results; this differs from the guidance in EPA SW-846, Method 8000B. This is noted to inform the data user of potential data comparability issues for previous or future sample collection events.

Sample GPESB-2-1 was designated as the matrix spike / matrix spike duplicate sample for this delivery group. Three target compounds presented recoveries below laboratory-derived limits in both the MS and MSD samples: 1,1-dichloroethene, trichloroethene and chlorobenzene. These compounds were flagged 'UJ', as estimated RL values with indication of low bias. It is noted that the indicated actions apply only to the native (unspiked) sample. Since blank spike samples recovered within acceptable limits, matrix interference effects are indicated.

SECTION D
Semi-volatile Organics

NYSDEC-ASP holding times from lab receipt to extraction, and from extraction to analysis, were met for all samples.

Method blanks were free of contamination. The field blank was reported positive for di-n-butylphthalate (2 J ug/L) but no validated samples were positive for this compound; no QA action was necessary.

Internal standard perylene-d12 recovered below 50% of the corresponding CCV response in sample GPESP-6W-1 and was re-analyzed with similar results. Target compounds quantitated from perylene-d12 are flagged as estimated values (UJ or J). The data user should take results from the initial analysis.

Internal standards chrysene-d12 and perylene-d12 recovered below 50% of the corresponding CCV response in sample GPESP-6W-2; this sample was re-analyzed at a 5x extract dilution due to high levels of PAH targets and subsequent IS recoveries were acceptable. All targets quantitated from chrysene and perylene in the initial analysis are flagged estimated 'J' in the initial (undiluted) analysis. It is recommended that the data user take all positive results for affected compounds from the dilution analysis.

Two compounds (2,4-dinitrotoluene and pentachlorophenol) recovered high in the matrix spike duplicate of GPESB-2-1; since these targets were not positive in the native (unspiked) sample, no QA action was necessary.

The relative response factor (RRF) values for hexachlorocyclopentadiene, 2,4-dinitrophenol and pentachlorophenol exceeded -20%D in the CCV of 10/02/07 (file ID C37627), affecting validated sample GPESB-6W-2; results for these compounds were flagged 'UJ', as estimated RL values with indication of low bias.

The laboratory used the RRF from the daily calibration to quantitate reported positive results; this differs from the guidance in EPA SW-846, Method 8000B. This is noted to inform the data user of potential data comparability issues for previous or future sample collection events.

SECTION E
Polychlorinated Biphenyls (PCBs)

NYSDEC-ASP holding times from lab receipt to extraction, and from extraction to analysis, were met for all samples.

The soil method blank extracted on 09/24/07 (MB22804) was reported free of contamination, as were associated instrument (solvent) blanks. The aqueous field blank submitted with this sample set was free of contamination.

Surrogate recoveries for TCX and DCBP on column 2 (CLP2) were above range in sample GPESB-6W-1, due to matrix interference. No positives were reported for this sample; however, RLs were significantly elevated due to matrix interference.

Calibrations were acceptable. It is noted that TCX surrogate responses were elevated relative to the initial calibration response (i.e., greater sensitivity). However, since TCX is not a method surrogate for Aroclor analysis by Method 8082 (see Method, Sect. 5.9), and no positive Aroclors were reported in the validated samples, no QA action was taken.

Recovery of Aroclor 1260 in the matrix spike of sample GPESB-2-1 exceeded the laboratory-derived upper limit for this analyte. Since the MSD recovery was within limits, and no positives were reported in the native (unspiked) sample, no QA action was taken. Blank spike recoveries were within acceptable limits.

All samples reviewed exhibited significant chromatographic interference. The laboratory narrative and extraction logs indicated that sulfuric acid and sulfur cleanups were performed; however the levels of interference noted did not appear to have been effectively mitigated by these steps. For the -6W-1 and -6W-2 samples, RL values were elevated to 1200 and 16000 ug/Kg (vs. nominal 40 ug/Kg for the other samples reviewed). The data user may wish to incorporate the potential impacts of these elevated RL values on the utility of these results toward assessment of compliance with regulatory standards.

SECTION F
RCRA Metals and Cyanide

NYSDEC-ASP holding times from lab receipt to extraction, and from extraction to analysis, were met for all samples.

Instrument and digestion (prep) blanks were below corresponding RL values for all reported analytes.

Initial and continuing calibration recoveries were within acceptable range. The concentration shown for the continuing calibration verification (CCV) standard of 500 ug/L was the same as reported for the ICV standard. Per current NYSDEC-ASP requirements (2005, Exhibit E, Metals, Sect. 1.3.3), "the analyte concentration in the CCV shall be different than the concentration used for the ICV ... and shall be ... at or near the mid range of the calibration curve...". No data qualifiers were applied, based on the reviewer's professional judgment; this discrepancy is noted for the data user's awareness.

The concentrations for the true value and actual values for the ICSA solution were not reported on Form 4. Per current NYSDEC-ASP requirements (2005, Exhibit E, Metals, Sect. 1.5.3), "results for ICS Solution A must fall within ... $\pm$ 2x the CRQL for the analytes ...". No data qualifiers were applied, based on the reviewer's professional judgment; this discrepancy is noted for the data user's awareness.

Recoveries were below 75% for arsenic, chromium, cyanide, selenium and silver in the matrix spike of sample GPESB-2-1. Results for these analytes in associated batch samples were flagged as estimated, 'J', with indication of low bias due to matrix effects. Post-spike recoveries for these analytes were within acceptable range. LCS recoveries for all reported analytes were within acceptable ranges.

Replicate sample precision exceeded 20% RPD for arsenic, barium, chromium and mercury in the matrix duplicate of sample GPESB-2-1. Results for these analytes in associated batch samples were flagged as estimated, 'J', with indeterminate bias direction.

Dilution sample precision values exceeded 10%D for chromium and lead in the serial dilution of sample GPESB-2-1. Results for chromium and lead in associated batch samples were flagged as estimated, 'J', with indication of low bias, since the initial (undiluted) sample values were lower than the 5x dilution results.

SECTION G
Sample Result Verification

One positive sample analyte result from each analytical fraction was randomly selected for verification of reported results from the raw data. Reported values were successfully verified from each fraction with no discrepancies.

It is restated here that for organic analytes the laboratory used the response factors from calibration verifications rather than average response factors from initial calibration sequences for quantitation. Although this practice is based on CLP analytical protocols rather than SW-846 method procedures (i.e., Method 8000) which the lab has referenced, the use of the different techniques will invariably produce different results. This is noted in order to alert the data user of potential impacts on data comparability for future sample data collection events.

SECTION H
Overall Recommendations

The results of the review and qualification process for the above analytical fractions and associated samples are summarized on the attached QC and Calibration summary tables for each affected analytical fraction, in order to facilitate the end-user's' review of these data. Data qualifiers have been applied directly to the laboratory Form 1s, with associated numeric footnotes which are detailed in the corresponding QC / Calibration summaries.

Very truly yours,
Environmental Quality Associates, Inc.

Chris W. Taylor
Vice President

/cwt
Attachments

January 05, 2008

Paulus, Sokolowski and Sartor, LLC
Att: Mr. John Pastorick
67 Mountain Boulevard Extension
Warren, New Jersey 07059

Re: Keyspan Corp. / Clifton Former MGP Site Data Deliverables; Laboratory SDG No. PSS-116

Dear Mr. Pastorick,

Enclosed with this cover letter are the results of our data review of the laboratory deliverables pertaining to the referenced site. The review was conducted according to the guidelines established by NYSDEC's Data Usability Summary Review ('DUSR') process; data flags (qualifiers) were assigned to reported sample results based on guidance contained in EPA Region II's Inorganic and Organic data validation guidelines .

Site Name: Keyspan / Clifton Former MGP Site

Fractions:
Volatile Organics
Semi-volatile Organics
Polychlorinated Biphenyls (PCBs)
RCRA Metals (As, Ba, Cd, Cr, Pb, Hg, Se, Ag)
Cyanide

Laboratory: H2M Labs, Inc.
Matrix: Aqueous

Reviewer: Chris Taylor

Prepared By: Environmental Quality Associates, Inc.

SECTION A
Sample Information

The above-referenced analytical job number / samples were analyzed by H2M Labs Inc., Melville, NY ('H2M'). Twelve aqueous samples, plus a field blank, were analyzed for volatile organics, semivolatile organics, polychlorinated biphenyls, RCRA metals and cyanide. Samples were collected on 10/15, 10/16, and 10/17/07, and received at the laboratory on 10/15, 10/16 and 10/17/07. Samples were received at the laboratory in good condition, and within acceptable temperature and pH ranges, per the laboratory Sample Receipt Checklists.

SECTION B
General Comments

Per client directions and project requirements, a subset of 20% of site samples were selected and identified for data review; this report addresses only the findings associated with the four aqueous samples in this SDG identified by the client [GPESB-6WI ; GPESB-1WI ; GPESB-3WD ; GPESB-8WD].

Summary of data completeness and overall quality of data deliverables package
Data deliverables were complete as received.

Overall data quality
Data quality was acceptable, incorporating applied data qualifiers as described below.

SECTION C
Volatile Organic Fraction

NYSDEC-ASP holding times from lab receipt to analysis were met in all samples.

Surrogate compound spike recoveries were within laboratory-derived acceptance ranges. Internal standard area recoveries and retention times were within method limits.

Method blank VBLK102207A exhibited a positive result for common laboratory contaminant acetone, at 9 J ug/L. Action level (AL) of 10x blank concentration for acetone was established for associated samples and reported results were compared to the AL value; positive results for acetone below the AL value were flagged as non-detects 'U' either at their reported values, if above the sample RL, or at the sample RL if positive below the RL values. Acetone was also positive in the trip blanks of 10/15 and 10/16/07, at 6 BJ and 7 BJ ug/L, respectively. Only two of the four validated samples in this group presented positive acetone concentrations; since neither of these samples were associated with contaminated method, trip or field blanks, no QA action was necessary.

Continuing calibration response factor %D values for several target analytes exceeded the method limit of 20.0% . Affected targets in associated samples with %D > -20.0% were flagged as estimated, 'UJ' or 'J'. See note below.

Note to data user: in cases where %Ds were > +20.0%, signifying CCAL RRF values > corresponding ICAL average values (i.e., greater sensitivity), no QA action was taken if there were no positives found for these analytes in the associated field samples.

The laboratory used the RRF from the daily calibration to quantitate reported positive results; this differs from the guidance in EPA SW-846, Method 8000B. This is noted to inform the data user of potential data comparability issues for previous or future sample collection events.

SECTION D
Semi-volatile Organics

NYSDEC-ASP holding times from lab receipt to extraction, and from extraction to analysis, were met.

The method blank of 10/22/07 (MB23216) exhibited three non-target (TIC) compounds at 4.13, 4.18 and 4.22 minute RTs, between 2 J and 3 J ug/L. TICs of similar structure and RT in associated samples were red-lined and rejected, 'R'.

Internal standard recoveries and retention times were within acceptable method limits.

Samples analyzed on 10/23/07 were run immediately following the initial calibration sequence; %RSD values for several target compounds exceeded the method limit of 15%. Positives for these compounds present in validated samples were flagged as estimated, 'J', with indeterminate bias direction. The relative response factor (RRF) values for several PAH compounds exceeded -20%D in the CCV of 10/24 and 10/26/07 (file IDs C37941 and C37986, respectively); results for these compounds with low response in associated samples were flagged 'UJ' or 'J', as estimated values or RL values with indication of low bias. The data user is directed to the calibration summary form attached for details on affected compounds, data qualifiers and footnotes, and associated samples.

The laboratory used the RRF from the daily calibration to quantitate reported positive results; this differs from the guidance in EPA SW-846, Method 8000B. This is noted to inform the data user of potential data comparability issues for previous or future sample collection events.

SECTION E
Polychlorinated Biphenyls (PCBs)

NYSDEC-ASP holding times from lab receipt to extraction, and from extraction to analysis, were met for all validated samples.

The method blanks extracted on 10/17 and 10/22/07 (MB23155 and MB23217, respectively) were reported free of contamination, as were associated instrument (solvent) blanks. The field blank submitted with this sample set was free of contamination.

Calibrations were acceptable, and surrogate recoveries were within acceptable range. Matrix and blank spike recoveries and precision results were within acceptable limits.

SECTION F
RCRA Metals and Cyanide

NYSDEC-ASP holding times from lab receipt to extraction, and from extraction to analysis, were met for all samples. Instrument and digestion (prep) blanks were below corresponding RL values for all reported analytes.

Initial and continuing calibration recoveries were within acceptable range. The concentration shown for the continuing calibration verification (CCV) standard of 500 ug/L was the same as reported for the ICV standard. Per current NYSDEC-ASP requirements (2005, Exhibit E, Metals, Sect. 1.3.3), "the analyte concentration in the CCV shall be different than the concentration used for the ICV … and shall be … at or near the mid range of the calibration curve…". No data qualifiers were applied, based on the reviewer's professional judgment; this discrepancy is noted for the data user's awareness.

The concentrations for the true value and actual values for the ICSA solution were not reported on Form 4. Per current NYSDEC-ASP requirements (2005, Exhibit E, Metals, Sect. 1.5.3), "results for ICS Solution A must fall within … $\pm$ 2x the CRQL for the analytes …". No data qualifiers were applied, based on the reviewer's professional judgment; this discrepancy is noted for the data user's awareness.

Recovery was below 75% for cyanide in the matrix spike of sample GPESB-8WS. Results for cyanide in associated batch samples were flagged as estimated, 'UJ' or 'J', with indication of low bias due to matrix effects. It is noted that a post-spike for CN was run with acceptable recovery, indicating analytical process control.

LCS recoveries for all reported analytes were within acceptable ranges.

SECTION G
Sample Result Verification

One positive sample analyte result from each analytical fraction was randomly selected for verification of reported results from the raw data. Reported values were successfully verified from each fraction with no discrepancies.

It is restated here that for organic analytes the laboratory used the response factors from calibration verifications rather than average response factors from initial calibration sequences for quantitation. Although this practice is based on CLP analytical protocols rather than SW-846 method procedures (i.e., Method 8000) which the lab has referenced, the use of the different techniques will invariably produce different results. This is noted in order to alert the data user of potential impacts on data comparability for future sample data collection events.

SECTION H
Overall Recommendations

The results of the review and qualification process for the above analytical fractions and associated samples are summarized on the attached QC and Calibration summary tables for each affected analytical fraction, in order to facilitate the end-user's' review of these data. Data qualifiers have been applied directly to the laboratory Form 1s, with associated numeric footnotes which are detailed in the corresponding QC / Calibration summaries.

Very truly yours,
Environmental Quality Associates, Inc.

Chris W. Taylor
Vice President

/cwt
Attachments

January 04, 2008

Paulus, Sokolowski and Sartor, LLC
Att: Mr. John Pastorick
67 Mountain Boulevard Extension
Warren, New Jersey 07059

Re: Keyspan Corp. / Clifton Former MGP Site Data Deliverables; Laboratory SDG No. PSS-114

Dear Mr. Pastorick,

Enclosed with this cover letter are the results of our data review of the laboratory deliverables pertaining to the referenced site. The review was conducted according to the guidelines established by NYSDEC's Data Usability Summary Review ('DUSR') process; data flags (qualifiers) were assigned to reported sample results based on guidance contained in EPA Region II's Inorganic and Organic data validation guidelines .

Site Name: Keyspan / Clifton Former MGP Site

Fractions:
Volatile Organics
Semi-volatile Organics
Polychlorinated Biphenyls (PCBs)
RCRA Metals (As, Ba, Cd, Cr, Pb, Hg, Se, Ag)
Cyanide

Laboratory: H2M Labs, Inc.
Matrix: Non-Aqueous

Reviewer: Chris Taylor

Prepared By: Environmental Quality Associates, Inc.

SECTION A
Sample Information

The above-referenced analytical job number / samples were analyzed by H2M Labs Inc., Melville, NY ('H2M'). Nineteen soil samples, plus a field blank, were analyzed for volatile organics, semivolatile organics, polychlorinated biphenyls, RCRA metals and cyanide. Samples were collected on 10/01, 10/02, 10/03 and 10/04/07, and received at the laboratory on 10/01, 10/02 and 10/04/07. Samples were received at the laboratory in good condition, and within acceptable temperature range, per the laboratory Sample Receipt Checklists.

SECTION B
General Comments

Per client directions and project requirements, a subset of 20% of site samples were selected and identified for data review; this report addresses only the findings associated with the two soil samples in this SDG identified by the client [GPESB-1W (17-17.75') ; GPESB-8WA (0.5-2)].

Summary of data completeness and overall quality of data deliverables package
Data deliverables were complete as received.

Overall data quality
Data quality was acceptable, incorporating applied data qualifiers as described below.

SECTION C
Volatile Organic Fraction

NYSDEC-ASP holding times from lab receipt to analysis were met in all samples.

Surrogate compound spike recoveries were within laboratory-derived acceptance ranges. Internal standard area recoveries and retention times were within method limits.

Soil method blank VBLK1004 exhibited a positive result for common laboratory contaminant methylene chloride, at 4 J ug/Kg. Action level (AL) of 10x blank concentration for methylene chloride was established for associated samples and reported results were compared to the AL value; positive results for methylene chloride below the AL value were flagged as non-detects 'U' either at their reported values, if above the sample RL, or at the sample RL if positive below the RL values. Siloxane-based (m/z 73) non-targets (TICs) were also present in this method blank at RTs of 18.8 and 21.3 minutes; TICs of similar spectral structure were red-lined and rejected 'R' if found in associated samples at comparable RTs and concentrations.

Continuing calibration response factor %D values for several target analytes exceeded the method limit of 20.0% . Positive targets in affected samples with %D > +20.0% were flagged as estimated, 'J'. See note below.

Note to data user: in cases where %Ds were > +20.0%, signifying CCAL RRF values > corresponding ICAL average values (i.e., greater sensitivity), no QA action was taken if there were no positives found for these analytes in the associated field samples.

The laboratory used the RRF from the daily calibration to quantitate reported positive results; this differs from the guidance in EPA SW-846, Method 8000B. This is noted to inform the data user of potential data comparability issues for previous or future sample collection events.

SECTION D
Semi-volatile Organics

NYSDEC-ASP holding times from lab receipt to extraction, and from extraction to analysis, were met.

Method and field blanks were free of contamination.

The recovery of surrogate terphenyl-d14 was above the upper limit in sample GPESB-1W (17-17.5); no QA action was taken since one surrogate recovery excursion in each fraction is allowable (if >10%). This sample was re-analyzed at 10x dilution due to several PAH target compound concentrations above calibrated range, and all surrogates were reported as diluted out in that run.

Internal standard recoveries and retention times were within acceptable method limits.

The relative response factor (RRF) values for several compounds exceeded -20%D in the CCV of 10/15 and 10/16/07 (file IDs N22133 and N22158, respectively), affecting all validated samples; results for these compounds with low response in associated samples were flagged 'UJ' or 'J', as estimated values or RL values with indication of low bias. The data user is directed to the calibration summary form attached for details on affected compounds, data qualifiers and footnotes, and associated samples.

The laboratory used the RRF from the daily calibration to quantitate reported positive results; this differs from the guidance in EPA SW-846, Method 8000B. This is noted to inform the data user of potential data comparability issues for previous or future sample collection events.

SECTION E
Polychlorinated Biphenyls (PCBs)

NYSDEC-ASP holding times from lab receipt to extraction, and from extraction to analysis, were met for all samples.

The soil method blank extracted on 10/04/07 (MB22962) was reported free of contamination, as were associated instrument (solvent) blanks. The aqueous field blank submitted with this sample set was free of contamination.

Calibrations were acceptable. It is noted that TCX surrogate responses were elevated relative to the initial calibration response (i.e., greater sensitivity). However, since TCX is not a method surrogate for Aroclor analysis by Method 8082 (see Method, Sect. 5.9), and no positive Aroclors were reported in the validated samples, no QA action was taken.

SECTION F
RCRA Metals and Cyanide

NYSDEC-ASP holding times from lab receipt to extraction, and from extraction to analysis, were met for all samples. Instrument and digestion (prep) blanks were below corresponding RL values for all reported analytes.

Initial and continuing calibration recoveries were within acceptable range. The concentration shown for the continuing calibration verification (CCV) standard of 500 ug/L was the same as reported for the ICV standard. Per current NYSDEC-ASP requirements (2005, Exhibit E, Metals, Sect. 1.3.3), "the analyte concentration in the CCV shall be different than the concentration used for the ICV … and shall be … at or near the mid range of the calibration curve…". No data qualifiers were applied, based on the reviewer's professional judgment; this discrepancy is noted for the data user's awareness.

The concentrations for the true value and actual values for the ICSA solution were not reported on Form 4. Per current NYSDEC-ASP requirements (2005, Exhibit E, Metals, Sect. 1.5.3), "results for ICS Solution A must fall within … $\pm$ 2x the CRQL for the analytes …". No data qualifiers were applied, based on the reviewer's professional judgment; this discrepancy is noted for the data user's awareness.

Recovery was below 75% for silver in the matrix spike of sample GPESB-7A (25.5-26.5'). Results for silver in associated batch samples were flagged as estimated, 'J', with indication of low bias due to matrix effects.

Recovery was above 125% for selenium in the matrix spike of sample GPESB-7A (25.5-26.5'). Positive results for selenium in associated batch samples were flagged as estimated, 'J', with indication of high bias due to matrix effects.

Post-spike recoveries for both Ag and Se were within acceptable limits, indicating analytical process control. LCS recoveries for all reported analytes were within acceptable ranges.

Dilution sample precision values exceeded 10%D for barium and chromium in the serial dilution of sample GPESB-7A (25.5-26.5'). Results for barium and chromium in associated batch samples were flagged as estimated, 'J', with indication of low bias, since the initial (undiluted) sample values were lower than the 5x dilution results.

SECTION G
Sample Result Verification

One positive sample analyte result from each analytical fraction was randomly selected for verification of reported results from the raw data. Reported values were successfully verified from each fraction with no discrepancies.

It is restated here that for organic analytes the laboratory used the response factors from calibration verifications rather than average response factors from initial calibration sequences for quantitation. Although this practice is based on CLP analytical protocols rather than SW-846 method procedures (i.e., Method 8000) which the lab has referenced, the use of the different techniques will invariably produce different results. This is noted in order to alert the data user of potential impacts on data comparability for future sample data collection events.

SECTION H
Overall Recommendations

The results of the review and qualification process for the above analytical fractions and associated samples are summarized on the attached QC and Calibration summary tables for each affected analytical fraction, in order to facilitate the end-user's' review of these data. Data qualifiers have been applied directly to the laboratory Form 1s, with associated numeric footnotes which are detailed in the corresponding QC / Calibration summaries.

Very truly yours,
Environmental Quality Associates, Inc.

Chris W. Taylor
Vice President

/cwt
Attachments

January 02, 2008

Paulus, Sokolowski and Sartor, LLC
Att: Mr. John Pastorick
67 Mountain Boulevard Extension
Warren, New Jersey 07059

Re: Keyspan Corp. / Clifton Former MGP Site Data Deliverables; Laboratory SDG No. PSS-113

Dear Mr. Pastorick,

Enclosed with this cover letter are the results of our data review of the laboratory deliverables pertaining to the referenced site. The review was conducted according to the guidelines established by NYSDEC's Data Usability Summary Review ('DUSR') process; data flags (qualifiers) were assigned to reported sample results based on guidance contained in EPA Region II's Inorganic and Organic data validation guidelines .

Site Name: Keyspan / Clifton Former MGP Site

Fractions:
Volatile Organics
Semi-volatile Organics
Polychlorinated Biphenyls (PCBs)
RCRA Metals (As, Ba, Cd, Cr, Pb, Hg, Se, Ag)
Cyanide

Laboratory: H2M Labs, Inc.
Matrix: Non-Aqueous

Reviewer: Chris Taylor

Prepared By: Environmental Quality Associates, Inc.

SECTION A
Sample Information

The above-referenced analytical job number / samples were analyzed by H2M Labs Inc., Melville, NY ('H2M'). Sixteen soil samples, plus a field blank, were analyzed for volatile organics, semivolatile organics, polychlorinated biphenyls, RCRA metals and cyanide. Samples were collected on 09/24, 09/26, 09/27 and 09/28/07, and received at the laboratory on 09/26, 09/27 and 09/28/07. Samples were received at the laboratory in good condition, and within acceptable temperature range, per the laboratory Sample Receipt Checklists.

SECTION B
General Comments

Per client directions and project requirements, a subset of 20% of site samples were selected and identified for data review; this report addresses only the findings associated with the four soil samples in this SDG identified by the client [GPESB-6W (12-13') ; GPESB-10 (12.33-13.33') ; GPESB-7 (12.75-13.75') ; GPESB-10 (21-22')].

Summary of data completeness and overall quality of data deliverables package
Data deliverables were complete as received.

Overall data quality
Data quality was acceptable, incorporating applied data qualifiers as described below.

SECTION C
Volatile Organic Fraction

NYSDEC-ASP holding times from lab receipt to analysis were met in all samples.

Surrogate compound spike recoveries were within laboratory-derived acceptance ranges. Internal standard area recoveries and retention times were within method limits.

Both soil method blanks VBLK1001 and VBLK1002 exhibited positive results for common laboratory contaminant methylene chloride, at 4 J and 6 J ug/Kg, respectively. Action levels (AL) of 10x blank concentration for methylene chloride were established for each associated set of samples and reported results were compared to the AL values; positive results for these target compounds below the respective AL values were flagged as non-detects 'U' either at their reported values, if above the sample RL, or at the sample RL if positive below the RL values.

Continuing calibration response factor %D values for several target analytes exceeded the method limit of 20.0% . Positive targets in affected samples with %D > +20.0% were flagged as estimated, 'J'. See note below.

Note to data user: in cases where %Ds were > +20.0%, signifying CCAL RRF values > corresponding ICAL average values (i.e., greater sensitivity), no QA action was taken if there were no positives found for these analytes in the associated field samples.

The laboratory used the RRF from the daily calibration to quantitate reported positive results; this differs from the guidance in EPA SW-846, Method 8000B. This is noted to inform the data user of potential data comparability issues for previous or future sample collection events.

SECTION D
Semi-volatile Organics

NYSDEC-ASP holding times from lab receipt to extraction, and from extraction to analysis, were met, with the following exception: GPESB-10 (21-22') was re-extracted 11 days from VTSR due to low surrogate recoveries in the initial analysis. Since the re-extraction was performed within the method hold time for soils of 14 days from collection, and the surrogate recoveries on re-extract were within limits, no QA action was taken. Method and field blanks were free of contamination.

Internal standard perylene-d12 recovered below 50% of the corresponding CCV response in sample GPESB-10 (12.33-13.33') and was re-analyzed at 10x dilution with acceptable IS recoveries. Target compounds quantitated from perylene-d12 in the initial analysis are flagged as estimated values (UJ or J). The data user should take results from the initial analysis as qualified, except for the two PAH targets reported from the 10x dilution.

Internal standard perylene-d12 recovered below 50% of the corresponding CCV response in sample GPESB-7 (12.75–13.75'); this sample was re-analyzed at a 50x extract dilution due to high levels of PAH targets and subsequent IS recoveries were acceptable. All targets quantitated from perylene in the initial analysis are flagged estimated 'J' in the initial (undiluted) analysis. Since all PAH targets which exceeded cal range in the initial analysis were below the adjusted 50x RL level in the dilution, except for naphthalene, it is the reviewer's opinion that there is less uncertainty using the undiluted run values with estimated 'J' flag applied than in using the 50x dilution values, since no indication of peak saturation for these compounds was observed.

The relative response factor (RRF) values for several compounds exceeded 20%D in the CCV of 10/05, 10/08 and 10/12/07 (file IDs C37690, C37719 and N22109, respectively), affecting all validated samples; results for these compounds with low response in associated samples were flagged 'UJ' or 'J', as estimated values or RL values with indication of low bias, and positive results for compounds with high response in associated samples were flagged 'J', as estimated values with high bias. The data user is directed to the calibration summary form attached for details on affected compounds, data qualifiers and footnotes, and associated samples.

The laboratory used the RRF from the daily calibration to quantitate reported positive results; this differs from the guidance in EPA SW-846, Method 8000B. This is noted to inform the data user of potential data comparability issues for previous or future sample collection events.

SECTION E
Polychlorinated Biphenyls (PCBs)

NYSDEC-ASP holding times from lab receipt to extraction, and from extraction to analysis, were met for all samples.

The soil method blank extracted on 09/24/07 (MB22804) was reported free of contamination, as were associated instrument (solvent) blanks. The aqueous field blank submitted with this sample set was free of contamination.

Surrogate recovery for DCBP on column 2 (CLP2) was above range in sample GPESB-10 (12.33-13.33); since no positives were reported for this sample, no QA action was necessary.

Calibrations were acceptable. It is noted that TCX surrogate responses were elevated relative to the initial calibration response (i.e., greater sensitivity). However, since TCX is not a method surrogate for Aroclor analysis by Method 8082 (see Method, Sect. 5.9), and no positive Aroclors were reported in the validated samples, no QA action was taken.

SECTION F
RCRA Metals and Cyanide

NYSDEC-ASP holding times from lab receipt to extraction, and from extraction to analysis, were met for all samples.

Instrument and digestion (prep) blanks were below corresponding RL values for all reported analytes.

Initial and continuing calibration recoveries were within acceptable range. The concentration shown for the continuing calibration verification (CCV) standard of 500 ug/L was the same as reported for the ICV standard. Per current NYSDEC-ASP requirements (2005, Exhibit E, Metals, Sect. 1.3.3), "the analyte concentration in the CCV shall be different than the concentration used for the ICV ... and shall be ... at or near the mid range of the calibration curve...". No data qualifiers were applied, based on the reviewer's professional judgment; this discrepancy is noted for the data user's awareness.

The concentrations for the true value and actual values for the ICSA solution were not reported on Form 4. Per current NYSDEC-ASP requirements (2005, Exhibit E, Metals, Sect. 1.5.3), "results for ICS Solution A must fall within ... $\pm$ 2x the CRQL for the analytes ...". No data qualifiers were applied, based on the reviewer's professional judgment; this discrepancy is noted for the data user's awareness.

Recovery was below 75% for silver in the matrix spike of sample GPESB-4 (25.5-27.5'). Results for silver in associated batch samples were flagged as estimated, 'J', with indication of low bias due to matrix effects. LCS recoveries for all reported analytes were within acceptable ranges.

Dilution sample precision values exceeded 10%D for barium and chromium in the serial dilution of sample GPESB-4 (25.5-27.5'). Results for barium and chromium in associated batch samples were flagged as estimated, 'J', with indication of low bias, since the initial (undiluted) sample values were lower than the 5x dilution results.

SECTION G
Sample Result Verification

One positive sample analyte result from each analytical fraction was randomly selected for verification of reported results from the raw data. Reported values were successfully verified from each fraction with no discrepancies.

It is restated here that for organic analytes the laboratory used the response factors from calibration verifications rather than average response factors from initial calibration sequences for quantitation. Although this practice is based on CLP analytical protocols rather than SW-846 method procedures (i.e., Method 8000) which the lab has referenced, the use of the different techniques will invariably produce different results. This is noted in order to alert the data user of potential impacts on data comparability for future sample data collection events.

SECTION H
Overall Recommendations

The results of the review and qualification process for the above analytical fractions and associated samples are summarized on the attached QC and Calibration summary tables for each affected analytical fraction, in order to facilitate the end-user's' review of these data. Data qualifiers have been applied directly to the laboratory Form 1s, with associated numeric footnotes which are detailed in the corresponding QC / Calibration summaries.

Very truly yours,
Environmental Quality Associates, Inc.

Chris W. Taylor
Vice President

/cwt
Attachments