

**Operation, Maintenance and Monitoring Report  
November 2005**

**NOW Corporation Site  
Site 3-14-008**

**Work Assignment No.  
D003821-29**

Prepared for:



**SUPERFUND STANDBY PROGRAM  
New York State  
Department of Environmental Conservation  
625 Broadway  
Albany, New York 12233**

Prepared by:

**Earth Tech Northeast, Inc.  
40 British American Boulevard  
Latham, New York 12110**

January 9, 2006

Mr. Carl Hoffman, P.E.  
NYSDEC Division of Environmental Remediation  
625 Broadway, 12<sup>th</sup> Floor  
Albany, New York 12233-7013

**Re: NOW Corporation - Site #3-14-008  
Monthly Summary Report – “November” 2005**

Dear Mr. Hoffman:

Enclosed is a monthly summary report on the operation, monitoring and maintenance (OM&M) of the remedial system at the NOW Corporation site in the Town of Clinton, New York. This report describes the OM&M of the soil vapor extraction (SVE) system and the groundwater pump-and-treat (P&T) system for a 27-day period (**November 2 – November 29, 2005**).

With the exceptions noted below (if any), the P&T system was online and operational throughout the reporting period. Approximately 615,600 gallons of water were treated during the period. Discharge from the treatment system averaged approximately 22,800 gallons per day (gpd). During the prior reporting period, the average discharge was 17,800 gpd. As previously reported, the SVE system has been offline since November 2, 2005, when our technicians removed the vapor blower motor, which had a disabling oil leak.

As of the last day of the reporting period, a total of 48,830,300 gallons of groundwater had been recovered and treated by the system since it became operational in February 1998.

Table 1 summarizes influent and effluent analytical data for water samples collected on November 15, 2005. There were **no exceedances** of effluent limitations. Table 2 summarizes selected operational data recorded on the last day of the reporting period, while Table 3 summarizes monitoring well water-level data collected on the sampling date. Table 4 summarizes the analytical results from a sample of the air-stripper stack emissions (sample PAS). A copy of the two laboratory data reports is included in this report.

Earth Tech made two site visits during the reporting period to conduct the required system inspections, perform scheduled and/or unscheduled maintenance, make monitoring-well water-level measurements, and perform the monthly sampling event. Details follow:

November 15<sup>th</sup> - Routine bi-weekly system inspection, monthly sampling, and groundwater-level measurements. Technicians installed a new building exhaust-fan motor, and greased the air-stripper blower motor.

November 29<sup>th</sup> - Routine bi-weekly system inspection. Technician reset the discharge rates on two groundwater recovery pumps.

Please feel free to contact me at (518) 951-2262 if you have any questions regarding either this report, or the

Page 2  
Mr. Carl Hoffman  
NYSDEC

operation of the treatment system.

Sincerely,  
Earth Tech Northeast

A handwritten signature in black ink, appearing to read "Stephen R. Choiniere". The signature is written in a cursive style with a long horizontal flourish extending to the right.

Stephen R. Choiniere  
Project Manager

Attachments

## TABLES

**Table 1**  
**Summary of Influent and Effluent Data**  
**Sampling Date: November 15, 2005**  
**NOW Corporation Site**  
**Town of Clinton, New York**

Analytes/ Parameters	Total Influent	Effluent	Recovery Wells			Effluent Limitations	
			TW-1	TW-2A	TW-3	(units)	
Quantity treated, per day		22,800					
pH	7.3	8.2	NA	NA	NA	Monitor 6.5 to 8.5	gpd standard units
Oil and Grease	<1.4	<1.4	NA	NA	NA	15	mg/L
Total Cyanide	<0.01	<0.01	NA	NA	NA	0.01	mg/L
TDS	<b>310</b>	<b>280</b>	NA	NA	NA	1000	mg/L
TSS	<5	<b>6.0</b>	NA	NA	NA	50	mg/L
Aluminum, Total	<b>0.656</b>	<b>0.837</b>	NA	NA	NA	2	mg/L
Arsenic, Total	<b>0.006</b>	<0.004	NA	NA	NA	0.05	mg/L
Barium, Total	<b>0.076</b>	<b>0.077</b>	NA	NA	NA	2	mg/L
Chromium	<0.001	<0.001	NA	NA	NA	0.1	mg/L
Copper	<b>0.001</b>	<b>0.001</b>	NA	NA	NA	0.024	mg/L
Iron	<b>0.024</b>	<b>0.009</b>	NA	NA	NA	0.6	mg/L
Mercury	<0.0002	<0.0002	NA	NA	NA	0.0008	mg/L
Manganese	<b>0.098</b>	<b>0.084</b>	NA	NA	NA	0.6	mg/L
Nickel	<0.002	<0.002	NA	NA	NA	0.2	mg/L
Zinc	<0.002	<0.002	NA	NA	NA	0.15	mg/L
1,1,1-Trichloroethane	<b>610</b>	<0.5	<b>2.4</b>	<b>1200</b>	<b>8</b>	5	ug/L
1,1,2-Trichloroethane	<5	<0.5	<0.5	<10	<0.5	1.2	ug/L
1,1-Dichloroethane	<b>140</b>	<0.5	<b>81</b>	<b>210</b>	<b>15</b>	5	ug/L
1,1-Dichloroethene	<b>12</b>	<0.5	<b>14</b>	<b>16</b>	<b>1.7</b>	0.5	ug/L
1,2-Dichloroethane	<5	<0.5	<0.5	<10	<0.5	1.6	ug/L
Benzene	<5	<0.5	<0.5	<10	<0.5	0.8	ug/L
Chlorobenzene	<5	<0.5	<0.5	<10	<0.5	5	ug/L
Chloroethane	<b>6</b>	<0.5	<b>3.4</b>	<10	<0.5	5	ug/L
cis-1,2-Dichloroethene	<b>9</b>	<0.5	<b>2.4</b>	<b>16</b>	<0.5	5	ug/L
Ethylbenzene	<5	<0.5	<0.5	<10	<0.5	5	ug/L
Methyl tert-butyl ether	<20	<2	<2	<40	<2	5	ug/L
o-Xylene	<5	<0.5	<0.5	<10	<0.5	5	ug/L
p&m-Xylene	<5	<0.5	<0.5	<10	<0.5	10	ug/L
Tetrachloroethene	<5	<0.5	<0.5	<10	<0.5	1.4	ug/L
Toluene	<5	<0.5	<0.5	<10	<0.5	5	ug/L
trans-1,2-Dichloroethene	<5	<0.5	<0.5	<10	<0.5	5	ug/L
Trichloroethene	<b>330</b>	<0.5	<b>53</b>	<b>590</b>	<b>15</b>	5	ug/L
Vinyl Chloride	<5	<0.5	<0.5	<10	<0.5	0.6	ug/L

*Notes:*

- 1) Positive results are presented in **bold** typeface. Numeric values are in units shown in far right column.
- 2) Effluent concentration boxed in **bold** denotes exceedance of effluent limitations.
- 3) NA indicates not analyzed.
- 4) "J" indicates an estimated concentration below the method detection limit.

**Table 2**  
**Summary of November 2005 O&M Data**

NOW Corporation Site  
Town of Clinton, New York

Instrumentation/Readings:	11/29/2005	Units
<i><b>TW-1</b></i>		
Pumping Rate	2	GPM
Water Level Above Transducer	29.42	feet
Flow Meter Reading	3,202,900	gallons
Pump Pressure	80	psi
<i><b>TW-2A</b></i>		
Pumping Rate	10	GPM
Water Level Above Transducer	30.60	feet
Flow Meter Reading	3,051,300	gallons
Pump Pressure	22	psi
<i><b>TW-3</b></i>		
Pumping Rate	5	GPM
Water Level Above Transducer	29.50	feet
Flow Meter Reading	1,689,900	gallons
Pump Pressure	62	psi
<i><b>Air Stripper</b></i>		
Stripper Blower Pressure	16.5	inches H <sub>2</sub> O
Air Temperature in Stripper	48	°F
Pressure Gauge - Left Leg	3.4	inches H <sub>2</sub> O
Pressure Gauge - Right Leg	2.3	inches H <sub>2</sub> O
Pressure/Vacuum on the Stripper	-	inches H <sub>2</sub> O
<i><b>Effluent Flow</b></i>		
Total System Meter Reading	48,830,300	gallons
IW-1 Flow Meter Reading	-	gallons
IW-2 Flow Meter Reading	-	gallons
<i><b>Vapor Extraction System</b></i>		
Vapor Blower Vacuum	Offline	inches Hg
Vacuum before Filter with Dilution Air	"	inches Hg
Vacuum on Knock-out Pot	"	inches Hg
Blower Inlet Temperature	"	°F
Blower Outlet Temperature	"	°F
Pressure After Blower	"	psi
Heat Exchanger Outlet Temperature	"	°F

**Table 3**  
**November 2005 Groundwater Levels**

**NOW Corporation Site**  
**Town of Clinton, New York**

<b>Well ID</b>	<b>MP Elevation</b>	<b>11/15/2005</b>	
		<b>Depth to Water (Ft below MP)</b>	<b>GW Elevation</b>
MW-1	289.50	11.77	277.73
MW-2	332.51	27.48	305.03
MW-3	312.83	27.38	285.45
MW-3S	312.51	24.94	287.57
MW-4	298.29	22.22	276.07
MW-4D	298.16	22.03	276.13
MW-5	285.48	18.29	267.19
MW-6S	287.90	5.20	282.70
MW-6D	287.25	8.91	278.34
MW-7S	292.12	31.48	260.64
MW-7D	292.54	73.94	218.60
OW-1	307.75	54.28	253.47
OW-2	305.96	71.91	234.05
OW-6	294.81	5.31	289.50
IW-1	312.46	31.00	281.46
IW-2	306.56	40.80	265.76
MW-8	283.65	N/A	N/A
MW-9	275.37	N/A	N/A
MW-10	280.92	N/A	N/A
MW-11	283.72	N/A	N/A
OW-3	307.35	N/A	N/A
OW-4	308.30	N/A	N/A
OW-5	307.41	N/A	N/A
TW-2	290.52	N/A	N/A

*Note: N/A indicates groundwater level was not measured.  
MP denotes measuring point.*

**Table 4**  
**SVE and Groundwater Treatment Systems Air Sampling Data**  
**Sampling Date: November 15, 2005**

NOW Corporation Site  
Town of Clinton, New York

Analyte	TW-1VE		VE-1VE		VE-2VE		TW-2AVE		ST-1		PAS		SVE-EXH		ST-4	
	Results	RL	Results	RL	Results	RL	Results	RL	Results	RL	Results	RL	Results	RL	Results	RL
Vinyl Chloride	NS	1.0	NS	NA	NS	NA	NS	1.0	NS	1.0	ND	10	NS	1.0	NS	1.0
Chloroethane	NS	1.0	NS	NA	NS	NA	NS	1.0	NS	1.0	ND	10	NS	1.0	NS	1.0
1,1-Dichloroethene	NS	1.0	NS	NA	NS	NA	NS	1.0	NS	1.0	34	10	NS	1.0	NS	1.0
1,1-Dichloroethane	NS	1.0	NS	NA	NS	NA	NS	1.0	NS	1.0	350	10	NS	1.0	NS	1.0
cis-1,2-Dichloroethene	NS	1.0	NS	NA	NS	NA	NS	1.0	NS	1.0	20	10	NS	1.0	NS	1.0
1,1,1-Trichloroethane	NS	1.0	NS	NA	NS	NA	NS	1.0	NS	1.0	1400	10	NS	1.0	NS	1.0
Benzene	NS	1.0	NS	NA	NS	NA	NS	1.0	NS	1.0	ND	10	NS	1.0	NS	1.0
1,2-Dichloroethane	NS	1.0	NS	NA	NS	NA	NS	1.0	NS	1.0	ND	10	NS	1.0	NS	1.0
Trichloroethene	NS	1.0	NS	NA	NS	NA	NS	1.0	NS	1.0	590	10	NS	1.0	NS	1.0
Toluene	NS	1.0	NS	NA	NS	NA	NS	1.0	NS	1.0	ND	10	NS	1.0	NS	1.0
1,1,2-Trichloroethane	NS	1.0	NS	NA	NS	NA	NS	1.0	NS	1.0	ND	10	NS	1.0	NS	1.0
Tetrachloroethene	NS	1.0	NS	NA	NS	NA	NS	1.0	NS	1.0	ND	10	NS	1.0	NS	1.0
Chlorobenzene	NS	1.0	NS	NA	NS	NA	NS	1.0	NS	1.0	ND	10	NS	1.0	NS	1.0
Ethylbenzene	NS	1.0	NS	NA	NS	NA	NS	1.0	NS	1.0	ND	10	NS	1.0	NS	1.0
p&m-Xylene	NS	1.0	NS	NA	NS	NA	NS	1.0	NS	1.0	ND	10	NS	1.0	NS	1.0
o-Xylene	NS	1.0	NS	NA	NS	NA	NS	1.0	NS	1.0	ND	10	NS	1.0	NS	1.0

**Notes:**

- 1) All results are reported in ppbv.
- 2) Positive results are presented in **bold typeface**.
- 3) ND indicates analyte was not detected at stated RL.
- 4) RL = reporting limit
- 5) NS = not sampled
- 6) NA = not applicable
- 7) D = Result reported from secondary dilution

**Sample IDs:**

TW-1VE = Well TW-1 Dual-Phase Vapor Extraction  
TW-2AVE = Well TW-2A Dual-Phase Vapor Extraction  
VE-1VE = Well VE-1 Vapor Extraction (offline)  
VE-2VE = Well VE-2 Vapor Extraction (offline)  
ST-1 = Sampling Tap #1 (Raw; Four Vapor Extraction Wells Combined)  
SVE-EXH = Intermediate Sampling Tap, Between (2) 55-gal. drum carbon adsorbers  
ST-4 = Sampling Tap #4 (Final, After 2nd Carbon Adsorber)  
PAS = Air-stripper stack emissions



**INFLUENT & EFFLUENT WATER  
ANALYTICAL REPORT**



**Environmental Laboratories, Inc.**  
 587 East Middle Turnpike, P.O.Box 370, Manchester, CT 06040  
 Tel. (860) 645-1102 Fax (860) 645-0823

# Analysis Report

November 29, 2005

FOR: Attn: Mr. Steve Choiniere  
 EarthTech Inc.  
 40 British American Boulevard  
 Latham NY 12110

## Sample Information

Matrix: WATER  
 Location Code: EARTH-NY  
 Rush Request:  
 P.O.#:

## Custody Information

Collected by:  
 Received by: LB  
 Analyzed by: see "By" below

Date                      Time  
 11/15/05                      11:05  
 11/16/05                      8:49

## Laboratory Data

SDG I.D.: GAG84038  
 Phoenix I.D.: AG84038

Client ID: EARTH TECH NOW CORP EFFLUENT 11-05

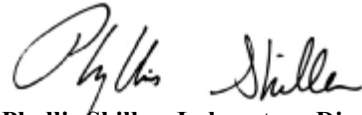
Parameter	Result	RL	Units	Date	Time	By	Reference
Aluminum	0.837	0.01	mg/L	11/17/05		EKT	200.7/6010
Arsenic	< 0.004	0.004	mg/L	11/17/05		EKT	200.7/6010
Barium	0.077	0.002	mg/L	11/17/05		EKT	6010/E200.7
Chromium	< 0.001	0.001	mg/L	11/17/05		EKT	200.7/6010
Copper	0.001	0.001	mg/L	11/17/05		EKT	6010/E200.7
Iron	0.009	0.002	mg/L	11/17/05		EKT	6010/E200.7
Mercury	< 0.0002	0.0002	mg/L	11/17/05		RS	7470/E245.1
Manganese	0.084	0.001	mg/L	11/17/05		EKT	200.7/6010
Nickel	< 0.002	0.002	mg/L	11/17/05		EKT	200.7/6010
Zinc	< 0.002	0.002	mg/L	11/17/05		EKT	200.7/6010
Oil and Grease by EPA 1664	< 1.4	1.4	mg/L	11/16/05		CR	EPA 1664
Total Cyanide	< 0.01	0.01	mg/L	11/17/05		GD	9010/335.3
Tot. Diss. Solids	280	10	mg/L	11/16/05		KL	SM2540C
Total Suspended Solids	6.0	5.0	mg/L	11/16/05		KL	SM2540D
Mercury Digestion	Completed			11/17/05		E	E245.1
Total Metals Digestion	Completed			11/16/05		AG	
<b><u>Volatiles</u></b>							
1,1,1-Trichloroethane	ND	0.5	ug/L	11/17/05		RM	SW8260
1,1,2-Trichloroethane	ND	0.5	ug/L	11/17/05		RM	SW8260
1,1-Dichloroethane	ND	0.5	ug/L	11/17/05		RM	SW8260
1,1-Dichloroethene	ND	0.5	ug/L	11/17/05		RM	SW8260
1,2-Dichloroethane	ND	0.5	ug/L	11/17/05		RM	SW8260
Benzene	ND	0.5	ug/L	11/17/05		RM	SW8260
Chlorobenzene	ND	0.5	ug/L	11/17/05		RM	SW8260

Parameter	Result	RL	Units	Date	Time	By	Reference
Chloroethane	ND	0.5	ug/L	11/17/05		RM	SW8260
cis-1,2-Dichloroethene	ND	0.5	ug/L	11/17/05		RM	SW8260
Ethylbenzene	ND	0.5	ug/L	11/17/05		RM	SW8260
m&p-Xylene	ND	0.5	ug/L	11/17/05		RM	SW8260
Methyl t-butyl ether (MTBE)	ND	2	ug/L	11/17/05		RM	SW8260
o-Xylene	ND	0.5	ug/L	11/17/05		RM	SW8260
Tetrachloroethene	ND	0.5	ug/L	11/17/05		RM	SW8260
Toluene	ND	0.5	ug/L	11/17/05		RM	SW8260
trans-1,2-Dichloroethene	ND	0.5	ug/L	11/17/05		RM	SW8260
Trichloroethene	ND	0.5	ug/L	11/17/05		RM	SW8260
Vinyl chloride	ND	0.5	ug/L	11/17/05		RM	SW8260
<b><u>QA/QC Surrogates</u></b>							
% Bromofluorobenzene	100		%	11/17/05		RM	SW8260

**Comments:**

ND=Not detected BDL = Below Detection Limit RL=Reporting Limit

If there are any questions regarding this data, please call Phoenix Client Services at extension 200.


Phyllis Shiller, Laboratory Director  
November 29, 2005



**Environmental Laboratories, Inc.**  
 587 East Middle Turnpike, P.O.Box 370, Manchester, CT 06040  
 Tel. (860) 645-1102 Fax (860) 645-0823

# Analysis Report

November 29, 2005

FOR: Attn: Mr. Steve Choiniere  
 EarthTech Inc.  
 40 British American Boulevard  
 Latham NY 12110

## Sample Information

Matrix: WATER  
 Location Code: EARTH-NY  
 Rush Request:  
 P.O.#:

## Custody Information

Collected by:  
 Received by: LB  
 Analyzed by: see "By" below

Date                      Time  
 11/15/05                      11:30  
 11/16/05                      8:49

## Laboratory Data

SDG I.D.: GAG84038  
 Phoenix I.D.: AG84039

Client ID: EARTH TECH NOW CORP INFLUENT 11-05


Parameter	Result	RL	Units	Date	Time	By	Reference
Aluminum	0.656	0.01	mg/L	11/17/05		EKT	200.7/6010
Arsenic	0.006	0.004	mg/L	11/17/05		EKT	200.7/6010
Barium	0.076	0.002	mg/L	11/17/05		EKT	6010/E200.7
Chromium	< 0.001	0.001	mg/L	11/17/05		EKT	200.7/6010
Copper	0.001	0.001	mg/L	11/17/05		EKT	6010/E200.7
Iron	0.024	0.002	mg/L	11/17/05		EKT	6010/E200.7
Mercury	< 0.0002	0.0002	mg/L	11/17/05		RS	7470/E245.1
Manganese	0.098	0.001	mg/L	11/17/05		EKT	200.7/6010
Nickel	< 0.002	0.002	mg/L	11/17/05		EKT	200.7/6010
Zinc	< 0.002	0.002	mg/L	11/17/05		EKT	200.7/6010
Oil and Grease by EPA 1664	< 1.4	1.4	mg/L	11/16/05		CR	EPA 1664
Total Cyanide	< 0.01	0.01	mg/L	11/17/05		GD	9010/335.3
Tot. Diss. Solids	310	10	mg/L	11/16/05		KL	SM2540C
Total Suspended Solids	< 5	5	mg/L	11/16/05		KL	SM2540D
Mercury Digestion	Completed			11/17/05		E	E245.1
Total Metals Digestion	Completed			11/16/05		AG	
<b><u>Volatiles</u></b>							
1,1,1-Trichloroethane	610	10	ug/L	11/17/05		R/J	SW8260
1,1,2-Trichloroethane	ND	5	ug/L	11/17/05		R/J	SW8260
1,1-Dichloroethane	140	5	ug/L	11/17/05		R/J	SW8260
1,1-Dichloroethene	12	5	ug/L	11/17/05		R/J	SW8260
1,2-Dichloroethane	ND	5	ug/L	11/17/05		R/J	SW8260
Benzene	ND	5	ug/L	11/17/05		R/J	SW8260
Chlorobenzene	ND	5	ug/L	11/17/05		R/J	SW8260

Parameter	Result	RL	Units	Date	Time	By	Reference
Chloroethane	6	5	ug/L	11/17/05		R/J	SW8260
cis-1,2-Dichloroethene	9	5	ug/L	11/17/05		R/J	SW8260
Ethylbenzene	ND	5	ug/L	11/17/05		R/J	SW8260
m&p-Xylene	ND	5	ug/L	11/17/05		R/J	SW8260
Methyl t-butyl ether (MTBE)	ND	20	ug/L	11/17/05		R/J	SW8260
o-Xylene	ND	5	ug/L	11/17/05		R/J	SW8260
Tetrachloroethene	ND	5	ug/L	11/17/05		R/J	SW8260
Toluene	ND	5	ug/L	11/17/05		R/J	SW8260
trans-1,2-Dichloroethene	ND	5	ug/L	11/17/05		R/J	SW8260
Trichloroethene	330	5	ug/L	11/17/05		R/J	SW8260
Vinyl chloride	ND	5	ug/L	11/17/05		R/J	SW8260
<b><u>QA/QC Surrogates</u></b>							
% Bromofluorobenzene	100		%	11/17/05		R/J	SW8260

**Comments:**

ND=Not detected BDL = Below Detection Limit RL=Reporting Limit

If there are any questions regarding this data, please call Phoenix Client Services at extension 200.


Phyllis Shiller, Laboratory Director  
November 29, 2005



**Environmental Laboratories, Inc.**  
 587 East Middle Turnpike, P.O.Box 370, Manchester, CT 06040  
 Tel. (860) 645-1102 Fax (860) 645-0823

# Analysis Report

November 29, 2005

FOR: Attn: Mr. Steve Choiniere  
 EarthTech Inc.  
 40 British American Boulevard  
 Latham NY 12110

## Sample Information

Matrix: WATER  
 Location Code: EARTH-NY  
 Rush Request:  
 P.O.#:

## Custody Information

Collected by:  
 Received by: LB  
 Analyzed by: see "By" below

Date            Time  
 11/15/05        11:35  
 11/16/05        8:49

## Laboratory Data

SDG I.D.: GAG84038  
 Phoenix I.D.: AG84040

Client ID: EARTH TECH NOW CORP TW-1


Parameter	Result	RL	Units	Date	Time	By	Reference
<b><u>Volatiles</u></b>							
1,1,1-Trichloroethane	2.4	0.5	ug/L	11/17/05		RM	SW8260
1,1,2-Trichloroethane	ND	0.5	ug/L	11/17/05		RM	SW8260
1,1-Dichloroethane	81	0.5	ug/L	11/17/05		RM	SW8260
1,1-Dichloroethene	14	0.5	ug/L	11/17/05		RM	SW8260
1,2-Dichloroethane	ND	0.5	ug/L	11/17/05		RM	SW8260
Benzene	ND	0.5	ug/L	11/17/05		RM	SW8260
Chlorobenzene	ND	0.5	ug/L	11/17/05		RM	SW8260
Chloroethane	3.4	0.5	ug/L	11/17/05		RM	SW8260
cis-1,2-Dichloroethene	2.4	0.5	ug/L	11/17/05		RM	SW8260
Ethylbenzene	ND	0.5	ug/L	11/17/05		RM	SW8260
m&p-Xylene	ND	0.5	ug/L	11/17/05		RM	SW8260
Methyl t-butyl ether (MTBE)	ND	2	ug/L	11/17/05		RM	SW8260
o-Xylene	ND	0.5	ug/L	11/17/05		RM	SW8260
Tetrachloroethene	ND	0.5	ug/L	11/17/05		RM	SW8260
Toluene	ND	0.5	ug/L	11/17/05		RM	SW8260
trans-1,2-Dichloroethene	ND	0.5	ug/L	11/17/05		RM	SW8260
Trichloroethene	53	0.5	ug/L	11/17/05		RM	SW8260
Vinyl chloride	ND	0.5	ug/L	11/17/05		RM	SW8260
<b><u>QA/OC Surrogates</u></b>							
% Bromofluorobenzene	100		%	11/17/05		RM	SW8260

---

**Comments:**

ND=Not detected BDL = Below Detection Limit RL=Reporting Limit

If there are any questions regarding this data, please call Phoenix Client Services at extension 200.

A handwritten signature in cursive script that reads "Phyllis Shiller".

Phyllis Shiller, Laboratory Director  
November 29, 2005



**Environmental Laboratories, Inc.**  
 587 East Middle Turnpike, P.O.Box 370, Manchester, CT 06040  
 Tel. (860) 645-1102 Fax (860) 645-0823

# Analysis Report

November 29, 2005

FOR: Attn: Mr. Steve Choiniere  
 EarthTech Inc.  
 40 British American Boulevard  
 Latham NY 12110

## Sample Information

Matrix: WATER  
 Location Code: EARTH-NY  
 Rush Request:  
 P.O.#:

## Custody Information

Collected by:  
 Received by: LB  
 Analyzed by: see "By" below

Date            Time  
 11/15/05        11:40  
 11/16/05        8:49

## Laboratory Data

SDG I.D.: GAG84038  
 Phoenix I.D.: AG84041

Client ID: EARTH TECH NOW CORP TW-2A

Parameter	Result	RL	Units	Date	Time	By	Reference
<b><u>Volatiles</u></b>							
1,1,1-Trichloroethane	1200	10	ug/L	11/18/05		RM	SW8260
1,1,2-Trichloroethane	ND	10	ug/L	11/18/05		RM	SW8260
1,1-Dichloroethane	210	10	ug/L	11/18/05		RM	SW8260
1,1-Dichloroethene	16	10	ug/L	11/18/05		RM	SW8260
1,2-Dichloroethane	ND	10	ug/L	11/18/05		RM	SW8260
Benzene	ND	10	ug/L	11/18/05		RM	SW8260
Chlorobenzene	ND	10	ug/L	11/18/05		RM	SW8260
Chloroethane	ND	10	ug/L	11/18/05		RM	SW8260
cis-1,2-Dichloroethene	16	10	ug/L	11/18/05		RM	SW8260
Ethylbenzene	ND	10	ug/L	11/18/05		RM	SW8260
m&p-Xylene	ND	10	ug/L	11/18/05		RM	SW8260
Methyl t-butyl ether (MTBE)	ND	40	ug/L	11/18/05		RM	SW8260
o-Xylene	ND	10	ug/L	11/18/05		RM	SW8260
Tetrachloroethene	ND	10	ug/L	11/18/05		RM	SW8260
Toluene	ND	10	ug/L	11/18/05		RM	SW8260
trans-1,2-Dichloroethene	ND	10	ug/L	11/18/05		RM	SW8260
Trichloroethene	590	10	ug/L	11/18/05		RM	SW8260
Vinyl chloride	ND	10	ug/L	11/18/05		RM	SW8260
<b><u>QA/OC Surrogates</u></b>							
% Bromofluorobenzene	100		%	11/18/05		RM	SW8260




---

**Comments:**

ND=Not detected BDL = Below Detection Limit RL=Reporting Limit

If there are any questions regarding this data, please call Phoenix Client Services at extension 200.

A handwritten signature in cursive script that reads "Phyllis Shiller".

Phyllis Shiller, Laboratory Director  
November 29, 2005



**Environmental Laboratories, Inc.**  
 587 East Middle Turnpike, P.O.Box 370, Manchester, CT 06040  
 Tel. (860) 645-1102 Fax (860) 645-0823

# Analysis Report

November 29, 2005

FOR: Attn: Mr. Steve Choiniere  
 EarthTech Inc.  
 40 British American Boulevard  
 Latham NY 12110

## Sample Information

Matrix: WATER  
 Location Code: EARTH-NY  
 Rush Request:  
 P.O.#:

## Custody Information

Collected by:  
 Received by: LB  
 Analyzed by: see "By" below

Date            Time  
 11/15/05        11:45  
 11/16/05        8:49

## Laboratory Data

SDG I.D.: GAG84038  
 Phoenix I.D.: AG84042

Client ID: EARTH TECH NOW CORP TW-3


Parameter	Result	RL	Units	Date	Time	By	Reference
<b><u>Volatiles</u></b>							
1,1,1-Trichloroethane	8	0.5	ug/L	11/18/05		RM	SW8260
1,1,2-Trichloroethane	ND	0.5	ug/L	11/18/05		RM	SW8260
1,1-Dichloroethane	15	0.5	ug/L	11/18/05		RM	SW8260
1,1-Dichloroethene	1.7	0.5	ug/L	11/18/05		RM	SW8260
1,2-Dichloroethane	ND	0.5	ug/L	11/18/05		RM	SW8260
Benzene	ND	0.5	ug/L	11/18/05		RM	SW8260
Chlorobenzene	ND	0.5	ug/L	11/18/05		RM	SW8260
Chloroethane	ND	0.5	ug/L	11/18/05		RM	SW8260
cis-1,2-Dichloroethene	ND	0.5	ug/L	11/18/05		RM	SW8260
Ethylbenzene	ND	0.5	ug/L	11/18/05		RM	SW8260
m&p-Xylene	ND	0.5	ug/L	11/18/05		RM	SW8260
Methyl t-butyl ether (MTBE)	ND	2	ug/L	11/18/05		RM	SW8260
o-Xylene	ND	0.5	ug/L	11/18/05		RM	SW8260
Tetrachloroethene	ND	0.5	ug/L	11/18/05		RM	SW8260
Toluene	ND	0.5	ug/L	11/18/05		RM	SW8260
trans-1,2-Dichloroethene	ND	0.5	ug/L	11/18/05		RM	SW8260
Trichloroethene	15	0.5	ug/L	11/18/05		RM	SW8260
Vinyl chloride	ND	0.5	ug/L	11/18/05		RM	SW8260
<b><u>QA/OC Surrogates</u></b>							
% Bromofluorobenzene	100		%	11/18/05		RM	SW8260

---

**Comments:**

ND=Not detected BDL = Below Detection Limit RL=Reporting Limit

If there are any questions regarding this data, please call Phoenix Client Services at extension 200.

A handwritten signature in cursive script that reads "Phyllis Shiller".

Phyllis Shiller, Laboratory Director  
November 29, 2005



**Environmental Laboratories, Inc.**  
 587 East Middle Turnpike, P.O.Box 370, Manchester, CT 06040  
 Tel. (860) 645-1102 Fax (860) 645-0823

# Analysis Report

November 29, 2005

FOR: Attn: Mr. Steve Choiniere  
 EarthTech Inc.  
 40 British American Boulevard  
 Latham NY 12110

## Sample Information

Matrix: WATER  
 Location Code: EARTH-NY  
 Rush Request:  
 P.O.#:

## Custody Information

Collected by:  
 Received by: LB  
 Analyzed by: see "By" below

Date            Time  
 11/15/05        0:00  
 11/16/05        8:49

## Laboratory Data

SDG I.D.: GAG84038  
 Phoenix I.D.: AG84043

Client ID: EARTH TECH NOW CORP TRIP BLANK

Parameter	Result	RL	Units	Date	Time	By	Reference
<b><u>Volatiles</u></b>							
1,1,1-Trichloroethane	ND	0.5	ug/L	11/17/05		RM	SW8260
1,1,2-Trichloroethane	ND	0.5	ug/L	11/17/05		RM	SW8260
1,1-Dichloroethane	ND	0.5	ug/L	11/17/05		RM	SW8260
1,1-Dichloroethene	ND	0.5	ug/L	11/17/05		RM	SW8260
1,2-Dichloroethane	ND	0.5	ug/L	11/17/05		RM	SW8260
Benzene	ND	0.5	ug/L	11/17/05		RM	SW8260
Chlorobenzene	ND	0.5	ug/L	11/17/05		RM	SW8260
Chloroethane	ND	0.5	ug/L	11/17/05		RM	SW8260
cis-1,2-Dichloroethene	ND	0.5	ug/L	11/17/05		RM	SW8260
Ethylbenzene	ND	0.5	ug/L	11/17/05		RM	SW8260
m&p-Xylene	ND	0.5	ug/L	11/17/05		RM	SW8260
Methyl t-butyl ether (MTBE)	ND	2	ug/L	11/17/05		RM	SW8260
o-Xylene	ND	0.5	ug/L	11/17/05		RM	SW8260
Tetrachloroethene	ND	0.5	ug/L	11/17/05		RM	SW8260
Toluene	ND	0.5	ug/L	11/17/05		RM	SW8260
trans-1,2-Dichloroethene	ND	0.5	ug/L	11/17/05		RM	SW8260
Trichloroethene	ND	0.5	ug/L	11/17/05		RM	SW8260
Vinyl chloride	ND	0.5	ug/L	11/17/05		RM	SW8260
<b><u>QA/OC Surrogates</u></b>							
% Bromofluorobenzene	100		%	11/17/05		RM	SW8260


---

**Comments:**

ND=Not detected BDL = Below Detection Limit RL=Reporting Limit

TRIP BLANK INCLUDED

If there are any questions regarding this data, please call Phoenix Client Services at extension 200.

A handwritten signature in cursive script that reads "Phyllis Shiller".

Phyllis Shiller, Laboratory Director  
November 29, 2005



**Environmental Laboratories, Inc.**  
 587 East Middle Turnpike, P.O.Box 370, Manchester, CT 06040  
 Tel. (860) 645-1102 Fax (860) 645-0823

# QA/QC Report

November 29, 2005

## QA/QC Data

SDG I.D.: GAG84038

Parameter	Blank	Dup RPD	LCS %	LCSD %	LCS RPD	MS Rec %	MS Dup Rec %	RPD
-----------	-------	---------	-------	--------	---------	----------	--------------	-----

QA/QC Batch Sample No: AG83656 (AG84038, AG84039)

### ICP Metals - Aqueous

Aluminum	BDL	2.30	103			101	105	3.9
Antimony	BDL	NC	104			104	104	0.0
Arsenic	BDL	NC	105			104	105	1.0
Barium	BDL	1.30	107			106	107	0.9
Beryllium	BDL	NC	107			106	107	0.9
Boron	BDL	---	---			---	---	
Cadmium	BDL	NC	105			104	105	1.0
Calcium	0.01	---	---			---	---	
Chromium	BDL	NC	107			107	109	1.9
Cobalt	BDL	NC	108			107	108	0.9
Copper	BDL	NC	110			109	109	0.0
Iron	BDL	2.90	109			110	115	4.4
Lead	BDL	NC	107			105	106	0.9
Magnesium	BDL	---	---			---	---	
Manganese	BDL	3.90	109			108	109	0.9
Molybdenum	BDL	---	---			---	---	
Nickel	BDL	NC	107			105	106	0.9
Phosphorus	BDL	---	---			---	---	
Selenium	BDL	NC	100			99.6	101	1.4
Silver	BDL	NC	117			116	116	0.0
Thallium	BDL	NC	106			105	106	0.9
Tin	BDL	---	---			---	---	
Vanadium	BDL	NC	108			107	108	0.9
Zinc	BDL	NC	103			103	107	3.8

QA/QC Batch Sample No: AG84149 (AG84038, AG84039)

Mercury	BDL		96			83		
---------	-----	--	----	--	--	----	--	--

---

If there are any questions regarding this data, please call Phoenix Client Services at extension 200.


RPD - Relative Percent Difference

LCS - Laboratory Control Sample

LCSD - Laboratory Control Sample Duplicate

MS - Matrix Spike

MS Dup - Matrix Spike Duplicate



Phyllis Shiller, Laboratory Director

November 29, 2005



**Environmental Laboratories, Inc.**  
 587 East Middle Turnpike, P.O.Box 370, Manchester, CT 06040  
 Tel. (860) 645-1102 Fax (860) 645-0823

# QA/QC Report

November 29, 2005

## QA/QC Data

SDG I.D.: GAG84038

Parameter	Blank	Dup RPD	LCS %	LCSD %	LCS RPD	MS Rec %	MS Dup Rec %	RPD
QA/QC Batch Sample No: AG83574 (AG84038, AG84039)								
Tot. Diss. Solids	BDL	1.3	97.0					
QA/QC Batch Sample No: AG83849 (AG84038, AG84039)								
Total Suspended Solids	BDL		108					
QA/QC Batch Sample No: AG83923 (AG84038, AG84039)								
Oil and Grease by EPA 1664	BDL	NR	92					
QA/QC Batch Sample No: AG84038 (AG84038, AG84039)								
Total Cyanide	BDL		105					

If there are any questions regarding this data, please call Phoenix Client Services at extension 200.

RPD - Relative Percent Difference

LCS - Laboratory Control Sample

LCSD - Laboratory Control Sample Duplicate

MS - Matrix Spike

MS Dup - Matrix Spike Duplicate

Phyllis Shiller, Laboratory Director  
 November 29, 2005





**Environmental Laboratories, Inc.**  
 587 East Middle Turnpike, P.O.Box 370, Manchester, CT 06040  
 Tel. (860) 645-1102 Fax (860) 645-0823

# QA/QC Report

November 29, 2005

## QA/QC Data

SDG I.D.: GAG84038

Parameter	Blank	LCS %	LCSD %	LCS RPD	MS Rec %	MS Dup Rec %	RPD
QA/QC Batch Sample No: AG84251 (AG84038, AG84039, AG84040, AG84043)							
<b>Volatiles Organics</b>							
1,1,1,2-Tetrachloroethane	ND	101			103	107	3.8
1,1,1-Trichloroethane	ND	97			98	98	0.0
1,1,2,2-Tetrachloroethane	ND	97			97	96	1.0
1,1,2-Trichloroethane	ND	100			109	109	0.0
1,1-Dichloroethane	ND	97			90	96	6.5
1,1-Dichloroethene	ND	85			80	85	6.1
1,1-Dichloropropene	ND	108			97	98	1.0
1,2,3-Trichlorobenzene	ND	77			70	79	12.1
1,2,3-Trichloropropane	ND	98			106	103	2.9
1,2,4-Trichlorobenzene	ND				73	109	39.6
1,2,4-Trimethylbenzene	ND	94			95	96	1.0
1,2-Dibromo-3-chloropropane	ND	89			101	91	10.4
1,2-Dichlorobenzene	ND	91			101	96	5.1
1,2-Dichloroethane	ND	107			123	124	0.8
1,2-Dichloropropane	ND	109			102	108	5.7
1,3,5-Trimethylbenzene	ND	97			94	95	1.1
1,3-Dichlorobenzene	ND	97			99	101	2.0
1,3-Dichloropropane	ND	101			98	108	9.7
1,4-Dichlorobenzene	ND	87			97	93	4.2
2,2-Dichloropropane	ND	79			88	88	0.0
2-Chlorotoluene	ND	96			97	96	1.0
4-Chlorotoluene	ND	98			96	97	1.0
Benzene	ND	107			95	103	8.1
Bromobenzene	ND	94			99	94	5.2
Bromochloromethane	ND	94			89	94	5.5
Bromodichloromethane	ND	108			127	121	4.8
Bromoform	ND	96			118	117	0.9
Bromomethane	ND				69	74	7.0
Carbon tetrachloride	ND	112			115	116	0.9
Chlorobenzene	ND	102			99	105	5.9
Chloroethane	ND	95			85	86	1.2
Chloroform	ND	96			99	98	1.0

## QA/QC Data

SDG I.D.: GAG84038

Parameter	Blank	LCS %	LCSD %	LCS RPD	MS Rec %	MS Dup Rec %	RPD
Chloromethane	ND	72			78		
cis-1,2-Dichloroethene	ND	97			88	91	3.4
cis-1,3-Dichloropropene	ND	100			113	111	1.8
Dibromochloromethane	ND	102			110	113	2.7
Dibromoethane	ND	99			109	113	3.6
Dibromomethane	ND	101			117	124	5.8
Dichlorodifluoromethane	ND	78					
Ethylbenzene	ND	101			97	105	7.9
Hexachlorobutadiene	ND	80			86	120	33.0
Isopropylbenzene	ND	107			88	94	6.6
m&p-Xylene	ND	101			96	106	9.9
Methyl t-butyl ether (MTBE)	ND	107			110	119	7.9
Methylene chloride	ND	88			87	88	1.1
n-Butylbenzene	ND	90			97	100	3.0
n-Propylbenzene	ND	98			92	93	1.1
Naphthalene	ND					84	
o-Xylene	ND	94			93	99	6.3
p-Isopropyltoluene	ND	97			95	95	0.0
sec-Butylbenzene	ND	96			95	98	3.1
Styrene	ND	96			94	102	8.2
tert-Butylbenzene	ND	97			92	93	1.1
Tetrachloroethene	ND	101			92	98	6.3
Toluene	ND	106			103	104	1.0
trans-1,2-Dichloroethene	ND	90			79	87	9.6
trans-1,3-Dichloropropene	ND	103			122	115	5.9
Trichloroethene	ND	102			101	106	4.8
Trichlorofluoromethane	ND	98			89	93	4.4
Vinyl chloride	ND	90			71	75	5.5
% 1,2-dichlorobenzene-d4	103	98			106	100	5.8
% Bromofluorobenzene	95	103			104	108	3.8
% Dibromofluoromethane	84	80			91	93	2.2
% Toluene-d8	99	101			101	103	2.0

**Comment:** LFB was analyzed with this batch instead of MS/MSD

QA/QC Batch Sample No: AG84518 (AG84041, AG84042)

### Volatiles Organics

1,1,1,2-Tetrachloroethane	ND	101			111	111	0.0
1,1,1-Trichloroethane	ND	94			107	105	1.9
1,1,2,2-Tetrachloroethane	ND	98			105	106	0.9
1,1,2-Trichloroethane	ND	105			108	110	1.8
1,1-Dichloroethane	ND	102			104	106	1.9
1,1-Dichloroethene	ND	79			93	100	7.3

**QA/QC Data**

SDG I.D.: GAG84038

<b>Parameter</b>	<b>Blank</b>	<b>LCS %</b>	<b>LCSD %</b>	<b>LCS RPD</b>	<b>MS Rec %</b>	<b>MS Dup Rec %</b>	<b>RPD</b>
1,1-Dichloropropene	ND	97			109	110	0.9
1,2,3-Trichlorobenzene	ND	75				83	
1,2,3-Trichloropropane	ND	104			102	103	1.0
1,2,4-Trichlorobenzene	ND	74					
1,2,4-Trimethylbenzene	ND	99			107	113	5.5
1,2-Dibromo-3-chloropropane	ND	94					
1,2-Dichlorobenzene	ND	101			81	91	11.6
1,2-Dichloroethane	ND	115			120	120	0.0
1,2-Dichloropropane	ND	114			117	117	0.0
1,3,5-Trimethylbenzene	ND	100			110	114	3.6
1,3-Dichlorobenzene	ND	105			113	115	1.8
1,3-Dichloropropane	ND	104			108	111	2.7
1,4-Dichlorobenzene	ND	95			101	104	2.9
2,2-Dichloropropane	ND	106			105	107	1.9
2-Chlorotoluene	ND	106			115	120	4.3
4-Chlorotoluene	ND	104			110	114	3.6
Benzene	ND	108			116	116	0.0
Bromobenzene	ND	100			104	110	5.6
Bromochloromethane	ND	99			95	94	1.1
Bromodichloromethane	ND	112			118	115	2.6
Bromoform	ND	98			98	105	6.9
Bromomethane	ND				70	79	12.1
Carbon tetrachloride	ND	102			117	113	3.5
Chlorobenzene	ND	101			111	114	2.7
Chloroethane	ND	101			99	107	7.8
Chloroform	ND	102			105	108	2.8
Chloromethane	ND				77	78	1.3
cis-1,2-Dichloroethene	ND	101			101	109	7.6
cis-1,3-Dichloropropene	ND	116			119	114	4.3
Dibromochloromethane	ND	104			113	109	3.6
Dibromoethane	ND	108			105	108	2.8
Dibromomethane	ND	109			117	111	5.3
Dichlorodifluoromethane	ND				85	87	2.3
Ethylbenzene	ND	101			115	113	1.8
Hexachlorobutadiene	ND	90			81	92	12.7
Isopropylbenzene	ND	104			107	115	7.2
m&p-Xylene	ND	102			115	117	1.7
Methyl t-butyl ether (MTBE)	ND	114			110	113	2.7
Methylene chloride	ND	95			100	105	4.9
n-Butylbenzene	ND	103			109	118	7.9
n-Propylbenzene	ND	102			112	115	2.6
Naphthalene	ND	71				73	

## QA/QC Data

SDG I.D.: GAG84038

Parameter	Blank	LCS %	LCSD %	LCS RPD	MS Rec %	MS Dup Rec %	RPD
o-Xylene	ND	98			106	107	0.9
p-Isopropyltoluene	ND	105			114	117	2.6
sec-Butylbenzene	ND	92			111	115	3.5
Styrene	ND	97			101	109	7.6
tert-Butylbenzene	ND	95			109	111	1.8
Tetrachloroethene	ND	93			107	107	0.0
Toluene	ND	109			117	116	0.9
trans-1,2-Dichloroethene	ND	89			103	103	0.0
trans-1,3-Dichloropropene	ND	114			118	116	1.7
Trichloroethene	ND	106			119	119	0.0
Trichlorofluoromethane	ND	81			91	89	2.2
Vinyl chloride	ND	80			88	98	10.8
% 1,2-dichlorobenzene-d4	96	101			79	86	8.5
% Bromofluorobenzene	97	99			107	106	0.9
% Dibromofluoromethane	94	88			88	83	5.8
% Toluene-d8	100	100			100	99	1.0

**Comment:** LFB was analyzed with this batch instead of MS/MSD

QA/QC Batch Sample No: AG85031 (AG84039)

### Volatiles Organics

1,1,1,2-Tetrachloroethane	ND	107			102	102	0.0
1,1,1-Trichloroethane	ND	109			113	101	11.2
1,1,2,2-Tetrachloroethane	ND	96			96	91	5.3
1,1,2-Trichloroethane	ND	78			98	100	2.0
1,1-Dichloroethane	ND	104			103	101	2.0
1,1-Dichloroethene	ND	98			99	81	20.0
1,1-Dichloropropene	ND	88			104	94	10.1
1,2,3-Trichlorobenzene	ND						
1,2,3-Trichloropropane	ND	103			90	95	5.4
1,2,4-Trichlorobenzene	ND						
1,2,4-Trimethylbenzene	ND	128			108	100	7.7
1,2-Dibromo-3-chloropropane	ND	107			130	117	10.5
1,2-Dichlorobenzene	ND	100			106	102	3.8
1,2-Dichloroethane	ND	84			111	111	0.0
1,2-Dichloropropane	ND	97			96	93	3.2
1,3,5-Trimethylbenzene	ND	124			105	97	7.9
1,3-Dichlorobenzene	ND	113			108	100	7.7
1,3-Dichloropropane	ND	97			95	98	3.1
1,4-Dichlorobenzene	ND	106			105	101	3.9
2,2-Dichloropropane	ND	108			99	90	9.5
2-Chlorotoluene	ND	122			105	98	6.9
4-Chlorotoluene	ND	123			106	101	4.8

**QA/QC Data**

SDG I.D.: GAG84038

<b>Parameter</b>	<b>Blank</b>	<b>LCS %</b>	<b>LCSD %</b>	<b>LCS RPD</b>	<b>MS Rec %</b>	<b>MS Dup Rec %</b>	<b>RPD</b>
Benzene	ND	85			102	99	3.0
Bromobenzene	ND	114			103	94	9.1
Bromochloromethane	ND	99			102	102	0.0
Bromodichloromethane	ND	87			110	110	0.0
Bromoform	ND	106			101	104	2.9
Bromomethane	ND	109			105	80	27.0
Carbon tetrachloride	ND	93			116	102	12.8
Chlorobenzene	ND	109			106	100	5.8
Chloroethane	ND	119			97	100	3.0
Chloroform	ND	105			104	103	1.0
Chloromethane	ND	89			90	79	13.0
cis-1,2-Dichloroethene	ND	103			104	98	5.9
cis-1,3-Dichloropropene	ND	80			98	94	4.2
Dibromochloromethane	ND	102			103	102	1.0
Dibromoethane	ND	82			99	99	0.0
Dibromomethane	ND	102			107	105	1.9
Dichlorodifluoromethane	ND						
Ethylbenzene	ND	115			105	101	3.9
Hexachlorobutadiene	ND	105			107	96	10.8
Isopropylbenzene	ND				102	106	3.8
m&p-Xylene	ND	121			107	103	3.8
Methyl t-butyl ether (MTBE)	ND				92	99	7.3
Methylene chloride	ND	92			97	91	6.4
n-Butylbenzene	ND	106			107	95	11.9
n-Propylbenzene	ND	125			104	96	8.0
Naphthalene	ND	108			102	99	3.0
o-Xylene	ND	108			101	94	7.2
p-Isopropyltoluene	ND	129			109	102	6.6
sec-Butylbenzene	ND	115			105	90	15.4
Styrene	ND	107			97	95	2.1
tert-Butylbenzene	ND	127			107	96	10.8
Tetrachloroethene	ND	111			104	97	7.0
Toluene	ND	90			107	101	5.8
trans-1,2-Dichloroethene	ND	104			99	95	4.1
trans-1,3-Dichloropropene	ND	82			100	94	6.2
Trichloroethene	ND	102			106	103	2.9
Trichlorofluoromethane	ND	107			108	87	21.5
Vinyl chloride	ND	101			93	82	12.6
% 1,2-dichlorobenzene-d4	107	97			103	102	1.0
% Bromofluorobenzene	87	96			95	98	3.1
% Dibromofluoromethane	79	100			103	105	1.9
% Toluene-d8	76	80			100	99	1.0

---

If there are any questions regarding this data, please call Phoenix Client Services at extension 200.


RPD - Relative Percent Difference

LCS - Laboratory Control Sample

LCSD - Laboratory Control Sample Duplicate

MS - Matrix Spike

MS Dup - Matrix Spike Duplicate



Phyllis Shiller, Laboratory Director

November 29, 2005



**INFLUENT & EFFLUENT AIR  
ANALYTICAL REPORT**



November 29, 2005



Earth Tech  
ATTN: Steve Choiniere  
40 British American Blvd.  
Latham, NY 12110

LABORATORY TEST RESULTS

Project Reference: NOW Corp., 55849.02  
Lab Number: A5111602-01

Enclosed are results for sample(s) received 11/16/05 by Air Technology Laboratories. Analyses were performed according to specifications on the chain of custody provided with the sample(s).

Report Narrative:

- Sample analyses were performed within method performance criteria and meet all requirements of the NELAC Standards.
- All results are reported without qualifications.

Results were faxed to Steve Choiniere on 11/28/05.

ATL appreciates the opportunity to provide testing services to your company. If you have any questions regarding these results, please call me at (626) 964-4032.

Sincerely,

A handwritten signature in black ink, appearing to read 'Mark Johnson', is written over the typed name.

Mark Johnson  
Operations Manager  
MJohnson@AirTechLabs.com

Enclosures

Note: The cover letter is an integral part of this analytical report.

Client: EarthTech  
 Attn: Steve Choiniere

Client's Project: NOW CORP., 55849.02  
 Date Received: 11/16/05  
 Matrix: Air  
 Units: ppbv

EPA Method TO14										
Lab No:	A5111602-01									
Client Sample I.D.:	PAS 11/05									
Date Sampled:	11/15/05									
Date Analyzed:	11/16/05									
QC Batch No:	051116MS2A1									
Analyst Initials:	JM									
Dilution Factor:	10									
ANALYTE	PQL	Result	RL							
Vinyl Chloride	1.0	ND	10							
Chloroethane	1.0	ND	10							
1,1-Dichloroethene	1.0	34	10							
1,1-Dichloroethane	1.0	350	10							
c-1,2-Dichloroethene	1.0	20	10							
1,1,1-Trichloroethane	1.0	1,400	10							
Benzene	1.0	ND	10							
1,2-Dichloroethane	1.0	ND	10							
Trichloroethene	1.0	590	10							
Toluene	1.0	ND	10							
1,1,2-Trichloroethane	1.0	ND	10							
Tetrachloroethene	1.0	ND	10							
Chlorobenzene	1.0	ND	10							
Ethylbenzene	1.0	ND	10							
p,&m-Xylene	1.0	ND	10							
o-Xylene	1.0	ND	10							

PQL = Practical Quantitation Limit  
 ND= Not Detected (below RL)  
 RL = PQL X Dilution Factor

Reviewed/Approved By: Mark Johnson  
 Mark Johnson  
 Operations Manager

Date 11-28-05

The cover letter is an integral part of this analytical report



QC Batch #: 051116MS2A1

Matrix: Air

EPA Method TO-14/TO-15											
Lab No:	Method Blank		LCS		LCSD						
Date Analyzed:	11/16/05		11/16/05		11/16/05						
Data File ID:	16NOV005.D		16NOV003.D		16NOV004.D						
Analyst Initials:	JM		JM		JM						
Dilution Factor:	0.2		1.0		1.0		Limits				
ANALYTE	Result ppbv	Spike Amount	Result ppbv	% Rec	Result ppbv	% Rec	RPD	Low %Rec	High %Rec	Max. RPD	Pass/Fail
1,1-Dichloroethene	0.0	10.0	8.8	88	8.4	84	4.1	70	130	30	Pass
Methylene Chloride	0.0	10.0	8.7	87	8.3	83	5.4	70	130	30	Pass
Trichloroethene	0.0	10.0	8.2	82	8.1	81	1.0	70	130	30	Pass
Toluene	0.0	10.0	8.1	81	8.0	80	0.4	70	130	30	Pass
1,1,2,2-Tetrachloroethane	0.0	10.0	7.9	79	7.8	78	0.5	70	130	30	Pass

RPD = Relative Percent Difference

Reviewed/Approved By: Mark Johnson  
 Mark Johnson  
 Operations Manager

Date: 11-28-05

The cover letter is an integral part of this analytical report



Chain of Custody Record



A Tyco Infrastructure Services Company

Project Number 55849.01		Project Name/Client EARTH TECH Now Corp.		Earth Tech Cooler #	
Sample Custodian: (Signature) A5111602 Roger Gray		Date 11/05/11-15-05		Custody Seal #	
Item No.	Sample Description (Field ID Number)	Date	Time	Analysis Required	Matrix
1	PAS	11/05/11-15-05	12:00	<input checked="" type="checkbox"/> VOLATILE ORGANICS <input type="checkbox"/> ANALYTE LIST <input type="checkbox"/> PER 2/12/98 <input type="checkbox"/> BID LIST	AIR X FEDLAR BAG
2					
3					
4					
5					
6					
7					
8					
9					
10					
11					
12					
13					
14					
15					
16					
17					
18					
Relinquished by: (Signature) Roger Gray		Date / Time 11-15-05 12:30		Received by: (Signature) FedEx	
Relinquished by: (Signature) FedEx		Date / Time 11/16/05 09:45am		Received by: (Signature) Julie D. Gray Mon	
Send Lab Results To: STEVE CHONIERE EARTH TECH 40 BRITISH AMERICAN BLVD. LATHAM, N.Y. 12110		Remarks: 10 BUS. DAYS JUST SEND COOLER BACK FOR NOW WILL ONLY BE DOING PAS FOR A FEDERAL EXPRESS AIRBILL NO.: Lab: 8489-7091-1801		Check Delivery Method: <input type="checkbox"/> Samples delivered in person <input type="checkbox"/> Common carrier	
				Laboratory Receiving Notes:	
				Custody Seal Intact?	
				Temp. of Shipping Container:	
				Sample Condition:	

-c/