Al Turi Landfill, Inc.

2024 Post Closure Annual Report

Al Turi Landfill

209-4253170

March 4, 2025

cornerstone PLLC

2024 Post Closure Annual Report

Al Turi Landfill

March 4, 2025

209-4253170

PRESENTED TO

Al Turi Landfill, Inc.
73 Hartley Road
Goshen, NY 10924

PRESENTED BY

Cornerstone Engineering and Geology, PLLC
100 Crystal Run Road, Suite 101
Middletown, NY 10941

P +1-877-294-9070
F +1-877-845-1456

REPORT CERTIFICATION

I certify, under penalty of law, that the material in this report was prepared under my supervision and direction. The data was collected and provided by others and not field verified. I am aware that any false statement I make in such report is punishable pursuant to section 71-2703(2) of the Environmental Conservation Law and section 210.45 of the Penal Law.

Prentiss A. Shaw, P.E.
Certifying Engineer

3/4/25

Diane Conroy
Project Manager

3/4/25

cornerstone PLLC

TABLE OF CONTENTS

LIST OF TABLES

LIST OF DRAWINGS

APPENDICES

1.0 INTRODUCTION

The 2024 Post-Closure Annual Report required as per 6 NYCRR Part 360.19(k)(3) and Part 360.22(b)(3) summarizes the maintenance and monitoring activities reportedly conducted at the Al Turi Landfill (landfill) for Post-Closure Year 21, January 1, 2024 through December 31, 2024. It is important to note that the activities reported herein were communicated to us by the owner and have not been independently verified. Among the items discussed in this report are:

- Final Cover Maintenance
- Leachate Management
- Landfill Gas Management
- Condensate Analysis
- Water Quality Management Program
- Post Closure Update

The landfill stopped accepting waste in 2003 and final cover for the last operational area was completed in December 2003. The landfill was capped in stages with the first area capped in 1990. The 30-year post-closure period for the facility began on January 1, 2004.

Sheet No.1, Site Plan, depicts key features of the facility including dates of final closure for each prior operating area. The Plan also incorporates a lot line adjustment which was completed for the property in 2016. The Site Plan has remained unchanged since it was originally developed in 2019.

It should be noted that in 2017 the management of the Al Turi Landfill, Inc. (ATL) transitioned.

On September 13, 2018, ATL entered into a Consent Order with the New York State Department of Environmental Conservation (NYSDEC), which outlined several items that ATL continues to address:

1. Maintenance and operation of the leachate system
2. Maintenance of drainage structures & final cover system
3. Maintenance of gas venting structures

On February 3, 2021 ATL submitted a petition to NYSDEC for a reduction in the existing Water Quality Management Plan. On October 19, 2021, ATL received a response letter from NYSDEC approving many aspects of the petition, including annual monitoring for reduced parameters at each of the existing monitoring locations except the stormwater samples which were discontinued.

On December 29, 2020, ATL submitted a report to the NYSDEC and United States Environmental Protection Agency (USEPA) requesting removal from the monitoring and reporting requirements set forth in the New Source Performance Standards (NSPS) and the National Emission Standards for Hazardous Air Pollutants (NESHAP) regulations. ATL continued monitoring and reporting in accordance with the requirements until they received email approval from the NYSDEC on July 28, 2021 to remove NSPS applicability and terminate the Facility's Title V Operating Permit. ATL is now operating under Air Facility Registration Certificate No. 3-3330-00002/00050 effective September 28, 2021. As per this Air Facility Registration Certificate, the monitoring, recordkeeping, and reporting requirement related to the GCCS were removed; however, ATL must continue to operate its GCCS.

2.0 FINAL COVER MAINTENANCE

2.1 BACKGROUND

The landfill final capping was constructed and placed in stages, which is shown on the Site Plan included with this Report. The Site Plan illustrates the different areas capped and their respective certification dates.

In general, the longer a final cover system is in place, the less maintenance it requires as vegetation becomes more established and the decomposition process of the waste mass slows. This concept applies as long as regular maintenance occurs immediately following closure. Ultimately, this aids in reducing areas of localized settlement.

Generally, final cover costs can be developed according to the duration an area of the landfill has been closed. In previous Annual Reports, this has been presented as a percentage of the annual repair cost. This approach has been used since 1996 for ATL and has been previously discussed with the NYSDEC.

Generally, it has been determined that maintenance costs associated with final cover systems (cover soils, vegetation, and drainage) decrease to zero after the closure year 10. because, typically, the majority of settlement occurs within the first 10 years after landfill closure. However, there is a small area at the landfill that is in need of repair as a result of settlement. It should be noted that this portion of the landfill was one of the last areas to be capped in 2003. The settlement was noted as item 8(iii) of the Consent Order signed in 2018.

2.2 GENERAL MAINTENANCE

General maintenance of the final cover system includes monitoring the integrity of the existing cover soils and existence of established vegetation on the landfill. Outside of the inspections performed in the settlement area that will be part of the regrading efforts, Cornerstone is unaware whether there have been any inspections or maintenance conducted.

ATL submitted a letter, dated December 20, 2018, to the NYSDEC outlining the proposed approach to execute the repairs and requesting approval. On October 20, 2021, a proposal for a modified approach was submitted to the NYSDEC, which was conditionally approved on November 30, 2021. ATL finalized an agreement with a subcontractor for the settlement repairs to be completed in 2025.

3.0 LEACHATE MANAGEMENT

3.1 PRIMARY AND SECONDARY COLLECTION

The leachate collection system was designed so that leachate is collected from the permitted landfill at three locations: Area 11 pump house, Areas 12 and 13 pump house, and Areas 1-8 manhole. When operating as designed, collected leachate is pumped to two (2) leachate storage lagoons, located adjacent to the former leachate treatment plant. Historically, totalizing flow meters were utilized to measure the leachate flow from the three areas and data collected by ATL personnel. Data from these flowmeters is not available for 2024 and the leachate collections system is currently being operated in a manual mode. ATL management is working with TAM Enterprises, Inc. (TAM) to operate and maintain the leachate collection system.

ATL has retained TAM to address the leachate related items in the Consent Order. During 2024, TAM hauled approximately 176,600 gallons of leachate from the storage lagoons and 432,700 gallons of leachate from the primary and secondary collection systems. As the information related to the leachate management system has been verbally conveyed by TAM and ATL management, Cornerstone is unable to verify the information presented in this Section.

Table 3-1 summarizes the volume of leachate, in gallons, pumped from the leachate lagoons and collection system.

3.1.1 Area 11

Historically, leachate from Landfill Area 11 was measured by totalizing meters located at the Area 11 pump station valve box. The tributary baseliner area to the Area 11 pump station is 5.4 acres. Since Area 11 is a double composite-lined cell, there are two totalizing meters (one which records flow from the secondary system and another that records the combined primary and secondary flow) at this location. Based on discussions with ATL, the flowmeters were not functioning in 2024.

3.1.2 Areas 9, 10, 12, & 13

Historically, leachate collected from the double composite lined Landfill Areas 12 and 13 is measured at the Area 12 pump station valve box by a similar dual totalizing meter arrangement as used for Area 11. The tributary baseliner area to the Area 12 pump station is 12 acres. The combined (total) flow meter at this location also receives and measures flow from single composite-lined Landfill Areas 9 and 10. Based on discussions with ATL, the flowmeters were not functioning in 2024.

3.1.3 Areas 1-8

The remaining landfill areas (1, 2, 3, 4, 5, 6, 6C, 7, and 8) are tributary to a common leachate collection manhole on the north side of the landfill near the storage (equalization) lagoons. The tributary baseliner area to the Area 1 8 pump station is 36.6 acres. Since the baseliner areas at this location (identified above) have single soil liner systems, only one meter was installed. Based on discussions with ATL, the flowmeters were not functioning during 2024.

3.1.4 On-Site Leachate Treatment (LTP)

The on-site LTP was taken off-line on December 10, 2013. The treatment plant closure plan was approved by the NYSDEC in a letter dated April 7, 2014 and a Notice of Permit Discontinuance was issued by the NYSDEC on July 31, 2014 (copies of both letters were submitted as an appendix in the 2014 Post-Closure Annual Report).

Leachate collected at the landfill was transported to Passaic Valley Sewage Commission in Newark, NJ by TAM during 2024. During 2024, the total volume of liquid hauled off-site in 2024 was 609,300 gallons and is summarized in Table 3-1.

3.2 LEACHATE-MAINTENANCE COLLECTION SYSTEM AND LAGOONS

Due to the facility's capped and closed status, ATL proposes to continue to conduct flushing of the leachate collection lines on an as-needed basis. ATL did not conduct flushing of the leachate collection lines during 2024.

4.0 LANDFILL GAS SYSTEM AND MANAGEMENT

4.1 BACKGROUND

The landfill gas (LFG) collection and control system (GCCS) consists of landfill gas monitoring and extraction wells, landfill gas transmission pipes, and a condensate collection system across the closed landfill cells. Collected LFG is pulled to the enclosed landfill gas flare., The most recent gas collection system as-built plan (Sheet No. 2) is included with this report.

Since the Ameresco landfill gas to energy (LFGTE) plant shut down in 2019, ATL has become involved in the operation and maintenance of the flare. ATL and Ameresco installed a new flare control panel complete with an electronic shutoff notification system in early 2022.

On October 30, 2023, an agreement for ATL to take over ownership of the flare was signed. In November of 2023, TAM added an automatic flare restart system to the control panel in order to assist with the restart of the flare following downtimes experienced as a result of low methane content in the collected LFG.

It should be noted that the enclosed flare located at the landfill appears to be oversized for the landfill gas collected at the landfill. As a result, ATL and TAM stated the flare experienced repetitive automatic restarts during 2024 and only ran for a total of 50.5 hours.

4.2 GAS MIGRATION MONITORING

During 2024, Cornerstone conducted monitoring of landfill gas migration at the site. The results from these recent monitoring activities indicate that the percentage of methane recorded at the on-site gas migration monitoring probes (GM's and GMV's) complied with the applicable regulations outlined in 6 NYCRR Part 360. The locations of the landfill gas migration monitoring probes are illustrated in Figure 2, titled "Landfill Gas Collection System As-Built." The data collected in 2024 confirms that landfill gas migration is not occurring. Summaries of the quarterly gas migration monitoring reports can be found in Appendix A.

Landfill gas migration monitoring has been performed quarterly throughout the post-closure care period as per 6 NYCRR Part 360 regulations.

4.3 FUEL USAGE

At the request of the NYSDEC, a summary of the fuel usage by the Ameresco plant has historically been included as Table 4-1 with this report. Since Ameresco's LFGTE has been permanently shut down since 2019, Ameresco allowed their air permit to expire on January 8, 2022. Once the air permit expired, Ameresco was no longer required to record fuel usage. Therefore, the data to complete Table 4-1 was not collected after January of 2022.

4.4 CONDENSATE TANK

In 2001, a 300-gallon, double walled steel collection tank was installed below grade located behind the Area 11 pump station manhole to allow automatic and continuous collection and transport of accumulated liquid to the nearby Area 11 primary collection manhole. The condensate then flows with collected Area 11 leachate to the on-site leachate storage lagoons. Cornerstone did not inspect the condensate tank during 2024.

5.0 CONDENSATE ANALYSIS

Since 1991, ATL has owned and operated the landfill gas collection system. For many years, ATL has coordinated the sampling and analysis of the condensate generated by the system in accordance with Part 360 requirements. The system was designed for condensate to be collected in three on-site containment sumps and manually removed and deposited into the on-site leachate storage lagoons. It is unclear at what frequency this activity is being completed.

During 2024, a condensate sample was collected by a technician from Pace Analytical Services, Inc. (Pace). The sample was analyzed for the Part 360 routine parameters, and a summary of the results is provided within Section 7 of this Report.

6.0 GENERATION AND DISPOSAL OF ON-SITE TREATMENT PLANT SLUDGES

The on-site leachate treatment plant was decommissioned on December 10, 2013.

7.0 WATER QUALITY MANAGEMENT PLAN

The current water quality management program at the Al Turi Landfill includes the annual collection and analysis of groundwater, contained leachate, and sediment samples from locations in and around the facility and the evaluation of the data generated by these samples. The water quality management program generally follows the procedures presented in the July 2005 Environmental Monitoring Plan (EMP), which was approved by the New York State Department of Environmental Conservation (NYSDEC) in August 2005.

During 2020, ATL retained Cornerstone to prepare a Water Quality Evaluation Report. Cornerstone reviewed the groundwater, surface water, sediment, and leachate data submitted with ATL's Annual Reports between 2001 and 2016 provided by Groundwater Investigations, Inc. (GWI) (excluding data from 2004, which was not available at the time of this analysis) and the data from Pace Analytical Laboratories for the years 2017, 2018, and 2019. As a result of the conclusions made in the Water Quality Evaluation Report, finalized in October 2020, ATL submitted a petition to NYSDEC on February 3, 2021 to reduce some of the monitoring requirements.

On October 19, 2021, ATL received a response letter from NYSDEC approving a reduction from semi-annual to annual monitoring, a reduction from modified Part 360 baseline parameters to Part 363 routine parameters, and the discontinuation of surface water monitoring.

In November 2024, Pace Analytical was retained to sample and analyze water quality and sediment samples from locations in and around the facility. The subsections below summarize the results of the 2024 monitoring event.

7.1 CURRENT MONITORING PROGRAM

Currently, groundwater is sampled at 15 groundwater monitoring wells (10 shallow and 5 deep wells) located within the boundaries of the facility's property depicted on drawing No. 1. Well W-8D is designated as the upgradient background well for the facility. The shallow groundwater monitoring wells are screened in overburden material and the deep wells are screened in till/bedrock material. In accordance with the October 2021 approval, samples collected during the annual sampling event were analyzed for the routine parameter list. Below is a list of the current monitoring wells, with deep wells shown in italics:

W-1	*W-6DA*	*W-10D*
W-3A	W-7S	W-17S
W-5S	*W-8D*	W-17D
W-5D	W-9S	W-27S
W-6S	*W-9D*	W-27D

Sediment samples are collected from two locations in the Wallkill River, upstream and downstream of the facility. Leachate samples are collected from the primary and secondary leachate collection systems. Similar to the groundwater analysis discussed above, the samples were analyzed for routine parameters.

In accordance with the requirements of Special Condition Nos. 36-38 of the facility's July 1997 Landfill Operating Permit and the July 2005 EMP, water quality data are compared with trigger values developed by the NYSDEC pursuant to Part 360-2.11(c)(5)(ii), and applicable water quality standards (6 NYCRR Part 703).

Previous Water Quality reports prepared by Groundwater Investigations, Inc. (GWI) provided details regarding the trigger values and their development. GWI's historical reports explained that the trigger values were developed using a limited database that was established for the Al Turi Landfill prior to the promulgation of regulations governing the collection of such data. The values were developed from 2 or 3 sampling events for baseline

parameters conducted in August through October 1983 from 3 overburden wells (W-5S, W-6S, and W-7S), and 2 bedrock wells (W-6D and W-8D). Well W-6D has since been replaced with well W-6DA. Additionally, operational trigger values for metals were calculated based on the dissolved fraction results from field filtered analyses. The Department values, or Part 703 State standards, whichever are higher, serve as the trigger values for monitoring at the Al Turi Landfill. According to GWI, the results of the limited pre-operational database and the presence of undetected values for many of the parameters do not constitute a “normal distribution” as required under the former Part 360 2.11(c)(5)(i)(c). Therefore, these values should therefore be applied with caution. However, given the limited available data, it was determined that the 1983 values represent the best available estimate of pre-operational water quality, and are suitable as a screening tool in the current monitoring program. The Al Turi Landfill began operation prior to the promulgation of the current regulations and as a result, certain aspects of the regulations cannot be strictly applied. Notable deviations are the absence of an adequate pre-operational database and the lack of expanded parameter data for many of the monitoring points.

Groundwater analytical data for 2024 are included as an attachment (Appendix B).

7.2 GROUNDWATER

7.2.1 Groundwater Monitoring Wells

The data that was obtained during the 2024 sampling event for the overburden wells indicate that several parameters exceeded established trigger values or Part 703 State standards. Exceedances noted during 2024 include: hardness (2 wells); ammonia (2 wells); calcium (3 wells); alkalinity (2 wells); chloride (8 wells); TDS (8 wells); arsenic (4 wells); iron (14 wells); manganese (6 wells); and sodium (9 wells). The exceedances are further explained in the bullets below:

- Hardness exceeded its trigger value at wells W-9S and W-10D, and ammonia exceeded its trigger value at wells W-1 and W-6S; however, the reported concentrations were consistent with historical results.
- Calcium exceeded its trigger value at wells W-9S, W-10D and W-8D, and alkalinity exceeded its trigger value at wells W-9S and W-10D; however, the reported concentrations were consistent with historical results.
- Chloride exceeded its trigger value at numerous wells; however, the reported concentrations were consistent with historical results. It should be noted that chloride concentrations at W-8D, the upgradient well, have shown increased concentrations since 2016.
- Iron, manganese, sodium, and TDS were reported at concentrations above their respective trigger values and the Part 703 Standards at numerous wells; however, the reported concentrations were consistent with historical results.
- Arsenic was reported above its trigger value and Part 703 standard at wells W-5S, W-9S and W-17S; however, the reported concentrations were consistent with historical results.

Wells W-6S, W-9S and W-17S were historically included as part of contingency monitoring for arsenic and W-1 was historically included for contingency monitoring of benzene. As a result of the recent NYSDEC-approved changes made to the monitoring program, these wells are now part of the currently approved sampling program as described in Section 7.1. As stated above, arsenic was detected above its trigger value in wells W-9S and W-17S in 2024.

The data obtained in 2024 for the 5 deep monitoring wells indicate that several parameters exceeded established trigger values. Parameters that exceeded trigger values in 2024 include: alkalinity, arsenic, calcium, chloride, hardness, iron, manganese, sodium, and TDS.

The reported concentrations for the deep well exceedances mentioned above are consistent with historical results.

7.3 SURFACE WATER/SEDIMENT QUALITY

In accordance with the NYSDEC approval dated October 19, 2021, surface water sampling was discontinued.

Sediment samples were collected from the landfill side bank of the Wallkill River. Review of the 2024 data indicates that concentrations vary between sampling events and overall conditions downstream of the landfill are similar to conditions observed upstream of the landfill. The 2024 sediment data is also included in Appendix B.

7.4 LEACHATE MONITORING

In accordance with the EMP, samples are obtained from the primary and secondary leachate collection system associated with Areas 11, 12, and 13 (includes Areas 9 and 10) of the landfill. Because leachate from Area 13 drains into Area 12, the common primary and secondary monitoring points for these areas are sampled. Additionally, leachate from Areas 9 and 10, which are underlain with a single composite baseliner and are not equipped with a secondary collection system, drain to the primary collection system associated with Area 13 and then to Area 12.

Analytical results for the samples collected from the leachate collection system are provided in Appendix B. Samples collected from the primary collection systems are designated LCH-11P and LCH-12P. Samples from the secondary collection systems are designated LCH-11S and LCH-12S. With the exception described below, the 2024 primary and secondary leachate results remain generally consistent with historical results.

During 2024, the concentrations reported from the LCH-11P sample were lower than concentrations reported from the LCH-11S sample. However, the concentrations reported from the LCH-11S samples are consistent with those reported from the LCH-12S sample.

7.5 IRON FLOC

Historical reports prepared by GWI indicate that the Wallkill River has been identified as a groundwater discharge area for shallow groundwater flowing beneath the Al Turi Landfill site. These historical reports have indicated that during periods of abnormally low flow conditions, seepage of shallow groundwater has been observed along the banks of the Wallkill River. Historically, orange staining has been observed at some of these seepage points, which has proven to be characteristic of iron oxidation. As stated in historical reports, past sampling of these seeps has suggested that the seepage water reflects observed shallow groundwater quality and is not the result of direct leachate seepage from the landfill.

Iron floc sampling was not conducted during 2024.

7.6 WATER QUALITY CONCLUSIONS

The water quality management program at the Al Turi landfill generally follows the procedures presented in the July 2005 EMP, and includes the recent reductions approved by the NYSDEC in October 2021. The facility has completed closure and is in the post-closure period and monitoring at the site. As stated by GWI and described above, the trigger values established in 1983 and used for comparison to current water quality data are based upon a limited data set and do not constitute a “normal distribution” as required under the former Part 360 2.11(c)(5)(i)(c) regulations. However, given the limited available data, it was determined that the 1983 trigger values represent the best available estimate of pre-operational water quality for use in the monitoring program. Given the above, exceedances of the trigger values are not unexpected and the results are also compared to

historical data at each location. In 2024, sampling was completed in November and the following bullets summarize the results.

- The 2024 groundwater and surface water results remain generally consistent with historical results. Some exceedances of the trigger values and Part 703 Standards were noticed in the groundwater samples. A number of exceedances observed for parameters such as iron, manganese, and sodium are likely due to natural groundwater quality rather than a landfill related impact.
- The 2024 results associated with the former contingency wells remain generally consistent with historical results. Recent arsenic and benzene data suggest that concentrations for each of the former contingency wells have stabilized. Benzene has not been observed in well W-1 since 2010.
- The 2024 primary and secondary leachate results remain generally consistent with historical results. As mentioned by GWI in historical reports, usually the concentrations in the primary samples are higher than those in the secondary samples but there are exceptions. During 2024, concentrations reported in the Area 11 secondary samples were higher than those reported in the Area 11 primary samples.
- Based on previous reports prepared by GWI, it has been determined that groundwater from beneath the landfill discharges to the Wallkill River, and historical surface water data indicates no significant change in water quality has occurred in the Wallkill River as a result of historical landfill operations. The NYSDEC has approved the discontinuation of surface water sampling as of October 19, 2021.
- During 2024, iron floc sampling was not conducted.

8.0 POST CLOSURE COST ESTIMATE

The post-closure period for the Al Turi Landfill (ATL) started on January 1, 2004. As of the end of 2024, ATL completed its 21st year of post-closure. Going forward, 2025 is the 22nd year of post-closure and the total estimated post-closure costs for the facility for Post Closure Years 22 through 30 is $1,975,179. Including the 15% contingency, requested by NYSDEC, the amount $2,073,937.

The post-closure cost estimate for the ATL has been updated using inflated established costs and current year costs, and a remaining 30-year post closure period with an additional twenty (20) years representing the Rolling 30-year period. The total 30-year estimated post-closure costs for the remaining post closure period including the rolling period is $5,155,761, and $5,413,549 with the 15% contingency

As a result of item 8(iii) of the Consent Order signed in 2018, ATL shall repair a portion of the landfill cap that has experienced significant settlement. An estimated cost to repair the depression caused by the landfill settlement has been included in the post closure cost estimate, attached as Table 8-1. As described in Section 2.1, ATL has retained a subcontractor to begin the construction activities associated with the repairs.

No reductions have been made to the leachate management items because the system is still being operated manually.

During the preparation of Table 8-1, the U.S. Department of Commerce Implicit Price Deflator for Gross Domestic Product was used to account for inflation as necessary. This meets the post closure cost estimate requirements set forth in 360-2.19(c).

9.0 LIMITATIONS

The work product included in the attached was undertaken in full conformity with generally accepted professional consulting principles and practices and to the fullest extent as allowed by law we expressly disclaim all warranties, express or implied, including warranties of merchantability or fitness for a particular purpose. The work product was completed in full conformity with the contract with our client and this document is solely for the use and reliance of our client (unless previously agreed upon that a third party could rely on the work product) and any reliance on this work product by an unapproved outside party is at such party's risk.

The work product herein (including opinions, conclusions, suggestions, etc.) was prepared based on the situations and circumstances as found at the time, location, scope and goal of our performance and thus should be relied upon and used by our client recognizing these considerations and limitations. Cornerstone Environmental Group, PLLC shall not be liable for the consequences of any change in environmental standards, practices, or regulations following the completion of our work and there is no warrant to the veracity of information provided by third parties, or the partial utilization of this work product.

TABLES

Area 1/8 - 36.6 ac
Area 9,10,12,13 -12 ac
Area 11 - 5.4 ac

TABLE 3-1
Al Turi Landfill, Inc.
2024 Annual Report
Annual Leachate Collection Summary

Year		Combined Metered Inflow								Hauled Off-Site
	Precip.	Area 11			Area 9,10,12,13			Area 1-8		
	(In.)	(Gal)	Gallons Per Acre Per Day		(Gal)	Gallons Per Acre Per Day		(Gal)	Gallons Per Acre Per Day	(Gal)
			Prim.	Sec.		Prim.	Sec.		Primary	
2024	36.06	*Flowmeter Data Unavailable*								609,300
2023	52.46	*Flowmeter Data Unavailable*								197,900
2022	29.40	*Flowmeter Data Unavailable*								336,796
2021	23.20	*Flowmeter Data Unavailable*								501,450
2020	29.69	*Flowmeter Data Unavailable*								398,000
2019	35.79	*Flowmeter Data Unavailable*								692,400
2018	51.33	*Flowmeter Data Unavailable*								1,248,072
2017*	1.60									199,800
2016	32.49	29,104	15	0.1	218,443	51	5.4	1,447	0.1	784,100
2015	36.01	66,945	45	0.2	217,955	58	3.8	18,949	1.6	989,500

*Denotes only December 2017 information

ATL Notes:

a) Leachate from gas wells and condensate are included in "Hauled Off-Site" values.

b) Leachate was hauled to the Passaic County Wastewater Treatment Plant for treatment.

Additional Notes:

a) Data supplied by ATL personnel.

b) The 2024 total precipitation was tabulated from data obtained from the website ***https://w2.weather.gov/climate*** for Montgomery, NY, 2024 precipitation totals

c) Flowmeters were non-operational from 2017 - 2024.

TABLE 8-1
Al Turi Landfill, Inc.
2024 Annual Report
Post Closure Cost Estimate [1]
Landfill B (53.6 ac.)

Item		2025	2025-2033 (9)	30 YR PC TOTAL	2034-2054(10)	
	Post Closure Year	Year 22	Year 22-30	(PC yrs 21-30)[12]	(yrs 31 - 50)	ROLLING 30 YEAR TOTAL
	Rolling 30 years	Year 1	Average	Year 1-9	Year 10-30	
Groundwater Monitoring [2]		$13,290	$13,258	$119,608	$13,290	$398,693
Final Cover Repair [3]		$313,000	$0	$313,000	$0	$313,000
Vegetative Repair [3]		$0	$0	$0	$0	$0
Mowing [4]		$8,689	$8,689	$78,199	$8,689	$260,662
Monitoring Well Inspection Report and Repair [5]		$0	$0	$0	$0	$0
Drainage System Inspection and Repair [3]		$0	$0	$0	$0	$0
Leachate Collection System Operation, Maintenance, and Cleaning [6]		$35,971	$52,365	$470,772	$43,778	$1,390,106
Gas Collection System Maintenance and Repair [7]		$10,000	$10,000	$90,000	$10,000	$300,000
Leachate Treatment [8]		$136,800	$87,210	$735,300	$57,000	$1,932,300
Engineering Observation and Certification [11]		$18,700	$18,700	$168,300	$18,700	$561,000
TOTAL		**$536,450**	**$252,822**	**$1,975,179**	**$151,456**	**$5,155,761**

Notes:

1) All costs are in 2024$.

2) Cost obtained from quote provided by Pace Analytical for reduced annual monitoring as a result of the Water Quality Management petition approved in Oct 2021. Assume annual monitoring continues beyond initial 30 year period.

3) 2013 was the final year in the 10 year maintenance program. Cost assumed to be $0 for every year after the 10 year maintenance program. In 2025, one time cost to repair settlement in landfill cover. Subcontractor's estimate (TAM Enterprises, Inc dated 11-13-23) based on survey data and regrading/repair plan conditionally approved by NYSDEC.

4) Mowing cost is 2022 actual cost incurred, inflated to 2024$.

5) Repairs have not been needed throughout post-closure period. Inspections can be performed during sampling events, therefore no further costs have been budgeted for this item.

6) Routine leachate collection system Operation and Maintenance costs as follows: Assume lateral collection piping to be cleaned once in the original post-closure period and once in the Rolling 30-year post-closure period, at estimated cost of $8,272/yr. ATL replaced 1 set of pumps in 2018 @ $28,000 [2 primary & 1 secondary with est. cost of $42,000]. Assume one pump to be replaced in 2029 and one pump to be replaced every 5 years @ $14,000, after that. Assume a skilled worker is needed to maintain system on an 8-hour work week [2 ea 4-hr days, 52 weeks a year] for a cost of $29,787/yr. Assume the leachate collection lagoons to be cleaned once in the original post-closure period and once in the Rolling 30-year post-closure period, at a cost of $85,481 each which includes hauling off the collected leachate and sediment removal from the lagoon liner. Estimated costs are based on 2019 quotes from TAM Enterprises and from 2019 RS Means, inflated to 2024$.

7) Gas Maintenance & Repair assumes an annual upkeep cost of $10,000 starting in 2022 for GCCS maintenance.

8) As per records from ATL, leachate is hauled off-site at a rate of $0.114/gallon. Cornerstone evaluated the leachate generation in 2018, and hauling records since. As a result, the leachate removal quantites from the site will assume to be 1.2 million g/yr until 2025, 750,000 g/yr for years 2026 to 2030 and 500,000 g/yr from year 2031 onward.

9) Cost shown represents average annual cost for each of the remaining 9 years of the initial 30 year post closure period.

10) Cost shown represents average annual cost over the 21 yr period.

11) Cost shown is for annual post closure reporting ($12,800) and GHG Report ($5,900)

12) Costs shown represent the total PC cost for 2025 - 2033.

Inflation Factor to adjust 2019$ to 2024$	1.208
Inflation Factor to adjust 2022$ to 2024$	1.050
Inflation Factor to adjust 2023$ to 2024$	1.024

DRAWINGS

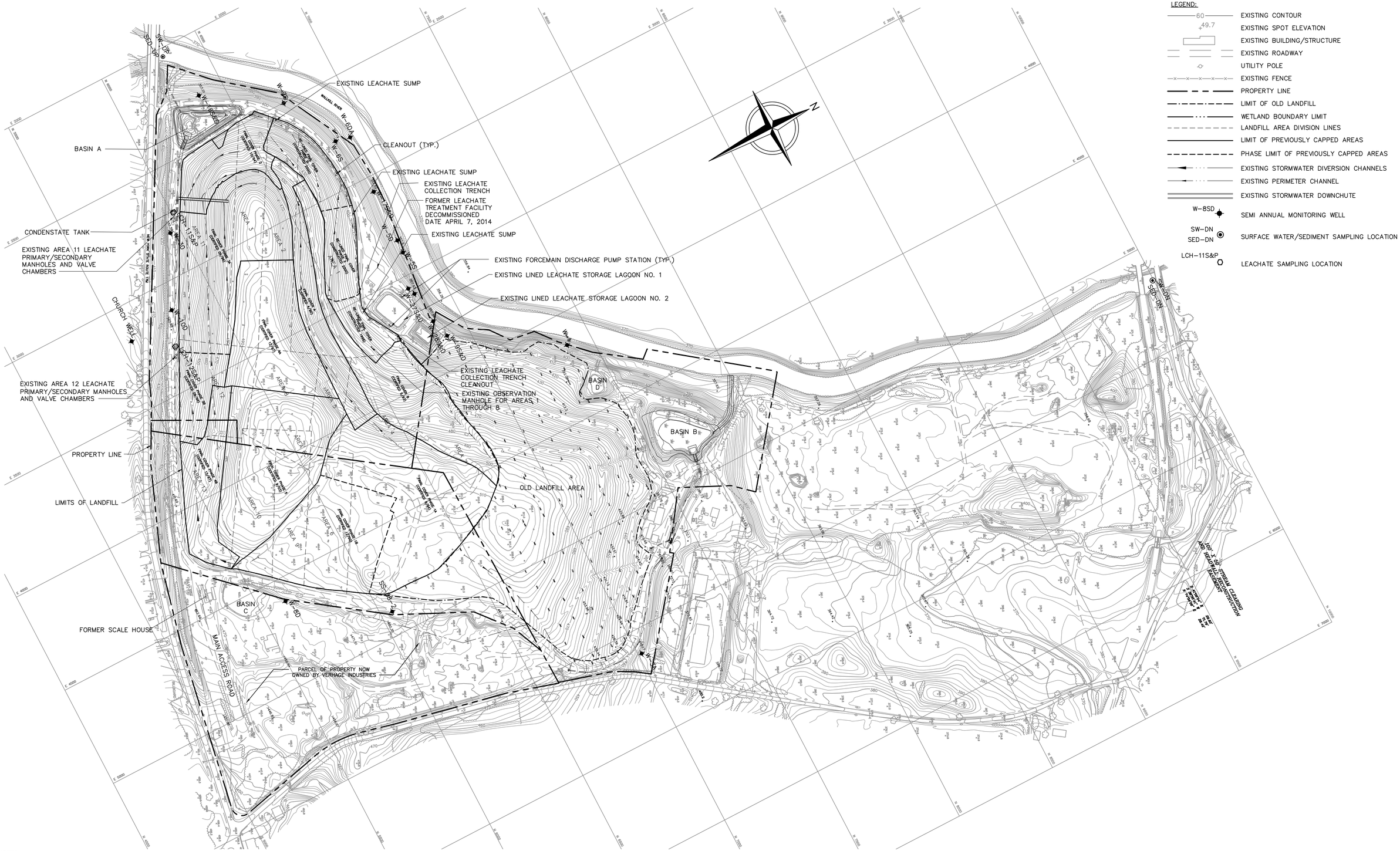

NOTES:

1. TOPOGRAPHIC MAP COMPILED PHOTOGTRAMMETRICALLY FROM AERIAL PHOTOGRAPHY DATED DECEMBER 3, 2001 BY ATLANTIS AERIAL SURVEY COMPANY, INC.
2. PROPERTY LINE SHOWN FROM SURVEY/DEED PLOT PREPARED BY DANIEL P. YANOSH, N.Y.S. L.S. FOR AL TURI LANDFILL, INC. DATED OCTOBER 24, 2016.
3. THE GRID DEPICTED ON THIS PLAN WAS DEVELOPED FOR MAPPING OF THE PROJECT SITE. THE COORDINATES SHOWN ARE NOT PART OF THE STATE PLANE COORDINATE SYSTEM.

0 200 400
SCALE IN FEET

Unauthorized alteration or addition to this plan bearing a licensed professional's seal is a violation of Section 7209, Sub-Division 2, of the New York Education Law. Only copies from the original of this plan marked with an original professional's seal shall be considered to be valid true copies.

This drawing represents intellectual property of Cornerstone Engineering, Geology and Land Surveying, PLLC. Any modification to the original by other than Cornerstone Engineering, Geology and Land Surveying, PLLC personnel violates its original purpose and as such is rendered void. Cornerstone Engineering, Geology and Land Surveying, PLLC will not be held liable for any changes made to this document without express written consent of the originator.

REV	DATE	DESCRIPTION	DWN BY	DES BY	CHK BY	APP BY

DATE OF ISSUE: MAY 2019
DRAWN BY: BTG
DESIGNED BY:
CHECKED BY: DMC
APPROVED BY: PAS

cornerstone PLLC

PREPARED BY:
CORNERSTONE ENGINEERING, GEOLOGY AND LAND SURVEYING, PLLC
ALL PROFESSIONAL ENGINEERING WORK IS PERFORMED BY DULY LICENSED PROFESSIONAL ENGINEERS UNDER THE APPROPRIATE STATE REGISTERED PROFESSIONAL ENTITY.

AL TURI LANDFILL, INC.
TOWN OF GOSHEN, ORANGE COUNTY, NEW YORK

2017/2018 ANNUAL REPORT SITE PLAN

SHEET NO. **1**

PROJECT NO. 190123

1" 1/2" 0" 1"

File: X:\PROJECTS\AL TURI\190123 - PROFESSIONAL SERVICES_Project Drawings\190123-S-01-SITE 05 08 19.dwg Layout: Layout1 User: dlone.conrny May 08, 2019 - 4:02pm

LEGEND:

- 60 — EXISTING CONTOUR
- 49.7 — EXISTING SPOT ELEVATION
- EXISTING BUILDING/STRUCTURE
- EXISTING ROADWAY
- UTILITY POLE
- EXISTING FENCE
- PROPERTY LINE
- LIMIT OF OLD LANDFILL
- LANDFILL AREA DIVISION LINES
- GAS HEADER PIPE
- GAS COLLECTION TRENCH
- GW-52 — GAS EXTRACTION WELL (ALSO GT, GV SERIES)
- CO6 — CLEANOUT RISER
- MH — MANHOLE
- SYSTEM VALVES
- FINAL COVER VENT PIPES
- CONDENSATE DROP OUTS
- CONNECTION TO ACTIVE SYSTEM
- GT-HZ-11 — GAS COLLECTION WELL AND TRENCH CONNECTION TO ACTIVE SYSTEM
- GM-4 — GAS MONITORING PROBES
- FINAL COVER VENT PIPES (LOCATIONS WERE NOT SURVEYED AND ARE APPROXIMATE)
- GW-44 — TEMPORARY GAS MONITORING PROBE

SUMMARY OF HEADERS

NAME	DIAMETER (IN.)	LOCATION
CO LINE	14-INCH	BLOWER BUILDING OUT TO GW23
HARTLEY RD. LINE	14-INCH	BLOWER BUILDING AROUND TO AREA 12 PS
LFG LINE	10-INCH	BLOWER BUILDING UP TO OLD LANDFILL
SECONDARY HEADERS	6-INCH	

NOTES:

1. TOPOGRAPHIC MAP COMPILED PHOTOGRAMMETRICALLY FROM AERIAL PHOTOGRAPHY DATED DECEMBER 3, 2001 BY ATLANTIS AERIAL SURVEY COMPANY, INC.
2. PROPERTY LINE SHOWN FROM SURVEY/DEED PLOT PREPARED BY DANIEL P. YANOSH, N.Y.S. L.S. FOR AL TURI LANDFILL, INC. DATED OCTOBER 24, 2016.
3. THE GRID DEPICTED ON THIS PLAN WAS DEVELOPED FOR MAPPING OF THE PROJECT SITE. THE COORDINATES SHOWN ARE NOT PART OF THE STATE PLANE COORDINATE SYSTEM.

0 150 300
SCALE IN FEET

Unauthorized alteration or addition to this plan bearing a licensed professional's seal is a violation of Section 7209, Sub-Division 2, of the New York Education Law. Only copies from the original of this plan marked with an original professional's seal shall be considered to be valid true copies.

This drawing represents intellectual property of Cornerstone Engineering, Geology and Land Surveying, PLLC. Any modification to the original by other than Cornerstone Engineering, Geology and Land Surveying, PLLC personnel violates its original purpose and as such is rendered void. Cornerstone Engineering, Geology and Land Surveying, PLLC will not be held liable for any changes made to this document without express written consent of the originator.

REV	DATE	DESCRIPTION	DWN BY	DES BY	CHK BY	APP BY

DATE OF ISSUE MAY 2019
DRAWN BY BTG
DESIGNED BY
CHECKED BY DMC
APPROVED BY PAS

cornerstone PLLC

PREPARED BY:
CORNERSTONE ENGINEERING, GEOLOGY AND LAND SURVEYING, PLLC

ALL PROFESSIONAL ENGINEERING WORK IS PERFORMED BY DULY LICENSED PROFESSIONAL ENGINEERS UNDER THE APPROPRIATE STATE REGISTERED PROFESSIONAL ENTITY.

AL TURI LANDFILL, INC.
TOWN OF GOSHEN, ORANGE COUNTY, NEW YORK

LANDFILL GAS COLLECTION SYSTEM AS-BUILT
(AS OF FEBRUARY 2019)

SHEET NO.
2
PROJECT NO.
190123

File: X:\PROJECTS\AL TURI\190123 - PROFESSIONAL SERVICES_Project Drawings\190123-S-02-GCCS 05 08 19.dwg Layout: Layout1 User: diane.conroy May 08, 2019 - 4:11pm

APPENDIX A: LANDFILL GAS MIGRATION MONITORING

Al Turi Landfill
First Quarter 2024 Probes

Probe ID	Date/Time	CH4%	CO2%	O2%	Bal%	BP
GMP-1	3/27/2024 10:18	0.0	0.0	21.6	78.4	29.56
GMV-1	3/27/2024 10:20	0.0	0.0	21.5	78.5	29.56
GMP-2	3/27/2024 10:24	0.0	0.8	20.9	78.3	29.56
GMV-2	3/27/2024 10:28	0.0	0.1	21.3	78.6	29.56
GMP-3	3/27/2024 10:31	0.0	0.5	20.8	78.7	29.56
GMV-3	3/27/2024 10:32	0.0	0.3	21.0	78.7	29.56
GMP-4	3/27/2024 10:34	0.0	0.0	21.6	78.4	29.56
GMV-4	3/27/2024 10:40	0.0	0.6	21.1	78.3	29.56
GMP-5	3/27/2024 10:42	0.0	0.7	19.7	78.6	29.56
GMV-5	3/27/2024 10:45	0.0	0.2	21.5	78.3	29.56
GMP-6	3/27/2024 10:47	0.0	0.2	21.4	78.4	29.56
GMV-6	3/27/2024 10:49	0.0	0.2	21.6	78.2	29.56
GMP-7	3/27/2024 10:50	0.0	0.0	21.7	78.3	29.56
GMV-7	3/27/2024 10:52	0.0	0.5	21.2	78.3	29.56
GMP-8	3/27/2024 10:54	0.0	0.2	21.6	78.2	29.56
GMV-8	3/27/2024 11:02	0.0	0.1	21.7	78.2	29.56
GMP-9	3/27/2024 11:04	0.0	0.1	21.8	78.1	29.56
GMV-9	3/27/2024 11:06	0.0	0.1	21.9	78.0	29.56
GMP-10	3/27/2024 11:09	0.0	0.0	21.9	78.1	29.56
GMV-10	3/27/2024 11:14	0.0	0.5	21.3	78.2	29.56
GM1A	3/27/2024 10:11	0.0	0.0	21.7	78.3	29.56
GM2A	3/27/2024 10:07	0.0	0.0	21.7	78.3	29.56
GM3A	3/27/2024 10:03	0.0	0.0	21.6	78.4	29.56
GM4A	3/27/2024 10:01	0.0	0.0	21.7	78.3	29.56
GM5A	3/27/2024 9:57	0.0	0.2	21.5	78.3	29.56
GM6A	3/27/2024 9:49	0.0	0.2	21.5	78.3	29.56
GM7	3/27/2024 9:43	0.0	0.3	21.6	78.1	29.56
GM9	3/27/2024 11:17	0.0	0.2	21.4	78.4	29.56
GM10	3/27/2024 9:41	0.0	0.0	21.8	78.2	29.56
GM11	3/27/2024 9:32	0.0	0.0	21.7	78.3	29.56
GM12	3/27/2024 9:22	0.0	0.0	21.5	78.5	29.56
GM13	3/27/2024 9:19	0.0	0.2	21.3	78.5	29.56
GM14	3/27/2024 9:17	0.0	0.5	20.6	78.9	29.56
GM15	3/27/2024 9:11	0.0	0.2	21.3	78.5	29.56

Al Turi Landfill
Second Quarter 2024 Probes

Probe ID	Date/Time	CH4%	CO2%	O2%	Bal%	Temp. (F)
Probe readings were not recorded during Q2 of 2024						

Al Turi Landfill
Third Quarter 2024 Probes

Probe ID	Date/Time	CH4%	CO2%	O2%	Bal%	BP
GMP-1	10/2/2024 10:28	0.0	0.3	20.6	79.1	29.53
GMV-1	10/2/2024 10:31	0.0	0.1	20.9	79.0	29.53
GMP-2	10/2/2024 10:33	0.0	0.6	19.9	79.4	29.53
GMV-2	10/2/2024 10:36	0.0	0.1	20.9	78.8	29.53
GMP-3	10/2/2024 10:37	0.0	1.1	19.7	79.2	29.53
GMV-3	10/2/2024 10:39	0.0	0.9	19.7	79.3	29.53
GMP-4	10/2/2024 10:41	0.0	1.0	19.7	79.3	29.53
GMV-4	10/2/2024 10:43	0.0	2.0	18.2	79.8	29.53
GMP-5	10/2/2024 10:45	0.0	6.3	13.3	80.4	29.53
GMV-5	10/2/2024 10:47	0.0	3.3	18.3	78.7	29.53
GMP-6	10/2/2024 10:50	0.0	0.8	20.2	79.0	29.53
GMV-6	10/2/2024 10:52	0.0	1.9	19.1	79.0	29.53
GMP-7	10/2/2024 10:54	0.0	2.2	17.5	80.3	29.53
GMV-7	10/2/2024 10:56	0.0	5.9	14.2	80.7	29.53
GMP-8	10/2/2024 10:59	0.0	6.9	10.8	82.5	29.53
GMV-8	10/2/2024 11:01	0.0	0.9	19.1	80.0	29.53
GMP-9	10/2/2024 11:02	0.0	0.9	19.2	79.9	29.53
GMV-9	10/2/2024 11:04	0.0	2.5	18.6	78.9	29.53
GMP-10	10/2/2024 11:06	0.0	0.9	19.8	79.3	29.53
GMV-10	10/2/2024 11:09	0.0	1.2	19.6	79.2	29.53
GM1A	10/2/2024 11:13	0.0	0.4	20.6	79.0	29.53
GM2A	10/2/2024 11:15	0.0	0.7	20.2	79.1	29.53
GM3A	10/2/2024 11:17	0.0	0.0	20.8	79.2	29.53
GM4A	10/2/2024 11:19	0.0	0.8	20.0	79.2	29.53
GM5A	10/2/2024 11:21	0.0	0.1	20.6	79.3	29.53
GM6A	10/2/2024 11:32	0.0	0.5	20.2	79.3	29.53
GM7	10/2/2024 11:35	0.0	0.6	20.0	79.4	29.53
GM9	10/2/2024 11:36	0.0	0.6	19.7	79.7	29.53
GM10	10/2/2024 11:38	0.0	0.5	20.2	79.3	29.53
GM11	10/2/2024 11:58	0.0	0.4	20.3	79.3	29.53
GM12	10/2/2024 12:14	0.0	0.2	20.6	79.2	29.53
GM13	10/2/2024 12:00	0.0	0.3	20.5	79.2	29.53
GM14	10/2/2024 12:02	0.0	0.9	19.8	79.3	29.53
GM15	10/2/2024 12:04	0.0	0.3	20.5	79.2	29.53

Al Turi Landfill
Fourth Quarter 2024 Probes

Probe ID	Date/Time	CH4%	CO2%	O2%	Bal%	BP
GMP-1	12/31/2024 10:36 AM	0.0	0.1	19.0	79.1	29.42
GMV-1	12/31/2024 10:38 AM	0.0	0.0	21.0	79.0	29.42
GMP-2	12/31/2024 10:40 AM	0.0	0.9	21.2	79.2	29.42
GMV-2	12/31/2024 10:42 AM	0.0	0.1	21.0	78.9	29.42
GMP-3	12/31/2024 10:43 AM	0.0	2.0	19.0	79.2	29.42
GMV-3	12/31/2024 10:45 AM	0.0	0.1	21.0	79.0	29.46
GMP-4	12/31/2024 10:47 AM	0.0	0.0	21.2	77.6	29.46
GMV-4	12/31/2024 10:49 AM	0.0	1.2	20.3	77.6	29.46
GMP-5	12/31/2024 10:51 AM	0.0	0.3	20.3	77.9	29.46
GMV-5	12/31/2024 10:53 AM	0.0	0.1	21.3	77.4	29.46
GMP-6	12/31/2024 10:55 AM	0.0	0.0	21.4	77.5	29.46
GMV-6	12/31/2024 10:56 AM	0.0	0.0	21.5	77.4	29.46
GMP-7	12/31/2024 10:58 AM	0.0	0.0	21.4	77.5	29.46
GMV-7	12/31/2024 10:59 AM	0.0	0.2	21.1	77.7	29.46
GMP-8	12/31/2024 11:00 AM	0.0	0.1	21.4	77.5	29.46
GMV-8	12/31/2024 11:01 AM	0.0	0.1	21.4	77.5	29.46
GMP-9	12/31/2024 11:03 AM	0.0	0.0	21.5	77.6	29.46
GMV-9	12/31/2024 11:04 AM	0.0	0.1	21.3	79.1	29.46
GMP-10	12/31/2024 11:06 AM	0.0	0.1	21.4	79.2	29.46
GMV-10	12/31/2024 11:08 AM	0.0	0.0	21.4	79.5	29.46
GM1A	12/31/2024 10:29 AM	0.0	0.0	20.9	78.9	29.42
GM2A	12/31/2024 10:27 AM	0.0	0.0	20.7	78.8	29.42
GM3A	12/31/2024 10:25 AM	0.0	0.0	20.6	78.8	29.42
GM4A	12/31/2024 10:22 AM	0.0	0.1	20.5	78.7	29.42
GM5A	12/31/2024 10:19 AM	0.0	0.0	20.5	78.7	29.42
GM6A	12/31/2024 10:16 AM	0.0	0.1	20.2	79.0	29.42
GM7	12/31/2024 11:32 AM	0.0	0.2	20.5	78.6	29.46
GM9	12/31/2024 11:30 AM	0.0	0.1	20.7	78.5	29.46
GM10	12/31/2024 11:28 AM	0.0	0.1	20.8	78.4	29.46
GM11	12/31/2024 11:26 AM	0.0	0.2	20.8	78.5	29.46
GM12	12/31/2024 11:24 AM	0.0	0.5	20.3	78.6	29.46
GM13	12/31/2024 11:21 AM	0.0	0.1	21.1	78.0	29.46
GM14	12/31/2024 11:19 AM	0.0	0.2	21.1	78.6	29.46
GM15	12/31/2024 11:17 AM	0.0	0.2	21.2	78.7	29.46

APPENDIX B: 2024 WATER QUALITY ANALYTICAL DATA

Pace Analytical Services, LLC
575 Broad Hollow Road
Melville, NY 11747
516-370-6000

December 05, 2024

TJ Milo
Al Turi Landfill
73 Hartley Road
Goshen, NY 10924

RE: Project: OPERATIONAL WELLS 11/12
Pace Project No.: 70321807

Dear TJ Milo:

Enclosed are the analytical results for sample(s) received by the laboratory on November 13, 2024. The results relate only to the samples included in this report. Results reported herein conform to the applicable TNI/NELAC Standards and the laboratory's Quality Manual, where applicable, unless otherwise noted in the body of the report.

Some analyses were subcontracted outside of the Pace Network. The test report from the external subcontractor is attached to this report in its entirety.

The test results provided in this final report were generated by each of the following laboratories within the Pace Network:

- Pace Analytical Services - Melville

If you have any questions concerning this report, please feel free to contact me.

Sincerely,

Kimberley M. Mack
kimberley.mack@pacelabs.com
516-370-6052
Project Manager

Enclosures

cc: Marc Colantuono
Diane Conroy, Tetra Tech

This report shall not be reproduced, except in full,
without the written consent of Pace Analytical Services, LLC.

Pace Analytical Services, LLC
575 Broad Hollow Road
Melville, NY 11747
516-370-6000

CERTIFICATIONS

Project:	OPERATIONAL WELLS 11/12
Pace Project No.:	70321807

Pace Analytical Services, LLC - Melville, NY

575 Broad Hollow Rd, Melville, NY 11747
Connecticut Certification #: PH-0435
Delaware Certification # NY 10478
Maryland Certification #: 208
Massachusetts Certification #: M-NY026
New Hampshire Certification #: 2987
New Jersey Certification #: NY158
New York Certification #: 10478 Primary Accrediting Body
Pennsylvania Certification #: 68-00350
Rhode Island Certification #: LAO00340
Texas Certification #: T104704582
Florida Certification #: E871198

This report shall not be reproduced, except in full,
without the written consent of Pace Analytical Services, LLC.

Pace Analytical Services, LLC
575 Broad Hollow Road
Melville, NY 11747
516-370-6000

ANALYTICAL RESULTS

Project: OPERATIONAL WELLS 11/12
Pace Project No.: 70321807

Sample: MW-1 **Lab ID: 70321807001** Collected: 11/12/24 11:05 Received: 11/13/24 08:00 Matrix: Water

Parameters	Results	Units	Report Limit	DF	Prepared	Analyzed	CAS No.	Qual
Field Data	Analytical Method: Pace Analytical Services - Melville							
Field pH	**6.58**	Std. Units		1		11/12/24 11:05		
Field Temperature	**11.3**	deg C		1		11/12/24 11:05		
Field Specific Conductance	**1453**	umhos/cm		1		11/12/24 11:05		
Eh	**-84**	mV		1		11/12/24 11:05		
Field Turbidity	**51.7**	NTU		1		11/12/24 11:05		
2340B Hardness, Total (Calc.)	Analytical Method: SM22 2340B Pace Analytical Services - Melville							
Tot Hardness asCaCO3 (SM 2340B	**477000**	ug/L	830	1		11/14/24 14:39		
6010D MET ICP	Analytical Method: EPA 6010D Preparation Method: EPA 3005A Pace Analytical Services - Melville							
Arsenic	**<10.0**	ug/L	10.0	1	11/14/24 07:09	11/14/24 14:39	7440-38-2	
Cadmium	**<2.5**	ug/L	2.5	1	11/14/24 07:09	11/14/24 14:39	7440-43-9	
Calcium	**128000**	ug/L	200	1	11/14/24 07:09	11/14/24 14:39	7440-70-2	
Iron	**32900**	ug/L	100	1	11/14/24 07:09	11/14/24 14:39	7439-89-6	
Lead	**<5.0**	ug/L	5.0	1	11/14/24 07:09	11/14/24 14:39	7439-92-1	
Magnesium	**38200**	ug/L	200	1	11/14/24 07:09	11/14/24 14:39	7439-95-4	
Manganese	**1520**	ug/L	10.0	1	11/14/24 07:09	11/14/24 14:39	7439-96-5	
Potassium	**23900**	ug/L	5000	1	11/14/24 07:09	11/14/24 14:39	7440-09-7	
Sodium	**88600**	ug/L	5000	1	11/14/24 07:09	11/14/24 14:39	7440-23-5	
7470 Mercury	Analytical Method: EPA 7470A Preparation Method: EPA 7470A Pace Analytical Services - Melville							
Mercury	**<0.20**	ug/L	0.20	1	11/19/24 07:22	11/19/24 15:33	7439-97-6	
180.1 Turbidity	Analytical Method: EPA 180.1 Pace Analytical Services - Melville							
Turbidity	**13.0**	NTU	1.0	1		11/13/24 21:10		
2320B Alkalinity	Analytical Method: SM22 2320B Pace Analytical Services - Melville							
Alkalinity, Total as CaCO3	**427**	mg/L	1.0	1		11/25/24 13:57		
2510B Specific Conductance	Analytical Method: SM22 2510B Pace Analytical Services - Melville							
Specific Conductance	**1540**	umhos/cm	1.0	1		11/18/24 13:32		
2540C Total Dissolved Solids	Analytical Method: SM22 2540C Pace Analytical Services - Melville							
Total Dissolved Solids	**824**	mg/L	50.0	1		11/18/24 13:58		
410.4 COD	Analytical Method: EPA 410.4 Preparation Method: EPA 410.4 Pace Analytical Services - Melville							
Chemical Oxygen Demand	**55.0**	mg/L	10.0	1	11/18/24 03:10	11/18/24 05:32		

REPORT OF LABORATORY ANALYSIS

This report shall not be reproduced, except in full,
without the written consent of Pace Analytical Services, LLC.

Pace Analytical Services, LLC
575 Broad Hollow Road
Melville, NY 11747
516-370-6000

ANALYTICAL RESULTS

Project: OPERATIONAL WELLS 11/12
Pace Project No.: 70321807

Sample: MW-1 **Lab ID: 70321807001** Collected: 11/12/24 11:05 Received: 11/13/24 08:00 Matrix: Water

Parameters	Results	Units	Report Limit	DF	Prepared	Analyzed	CAS No.	Qual
5210B BOD, 5 day	Analytical Method: SM22 5210B Preparation Method: SM22 5210B Pace Analytical Services - Melville							
BOD, 5 day	**5.6**	mg/L	4.0	2	11/13/24 15:30	11/18/24 10:02		
300.0 IC Anions 28 Days	Analytical Method: EPA 300.0 Pace Analytical Services - Melville							
Chloride	**80.3**	mg/L	2.0	1		11/25/24 05:53	16887-00-6	
351.2 Total Kjeldahl Nitrogen	Analytical Method: EPA 351.2 Preparation Method: EPA 351.2 Pace Analytical Services - Melville							
Nitrogen, Kjeldahl, Total	**23.1**	mg/L	1.0	10	11/14/24 03:39	11/14/24 12:22	7727-37-9	
353.2 Nitrogen, NO2/NO3 pres.	Analytical Method: EPA 353.2 Pace Analytical Services - Melville							
Nitrate-Nitrite (as N)	**1.6**	mg/L	0.050	1		11/18/24 15:49	7727-37-9	
4500 Ammonia Water	Analytical Method: SM22 4500 NH3 H Pace Analytical Services - Melville							
Nitrogen, Ammonia	**22.0**	mg/L	0.50	5		11/18/24 12:55	7664-41-7	
9060A TOC as NPOC	Analytical Method: EPA 9060A Pace Analytical Services - Melville							
Total Organic Carbon	**12.8**	mg/L	1.0	1		11/18/24 18:16	7440-44-0	
Total Organic Carbon	**12.7**	mg/L	1.0	1		11/18/24 18:16	7440-44-0	
Total Organic Carbon	**12.7**	mg/L	1.0	1		11/18/24 18:16	7440-44-0	
Total Organic Carbon	**12.6**	mg/L	1.0	1		11/18/24 18:16	7440-44-0	
Mean Total Organic Carbon	**12.7**	mg/L	1.0	1		11/18/24 18:16	7440-44-0	

This report shall not be reproduced, except in full,
without the written consent of Pace Analytical Services, LLC.

Pace Analytical Services, LLC
575 Broad Hollow Road
Melville, NY 11747
516-370-6000

ANALYTICAL RESULTS

Project: OPERATIONAL WELLS 11/12
Pace Project No.: 70321807

Sample: MW-8D **Lab ID: 70321807002** Collected: 11/12/24 11:25 Received: 11/13/24 08:00 Matrix: Water

Parameters	Results	Units	Report Limit	DF	Prepared	Analyzed	CAS No.	Qual
Field Data	Analytical Method: Pace Analytical Services - Melville							
Field pH	**7.02**	Std. Units		1		11/12/24 11:25		
Field Temperature	**11.4**	deg C		1		11/12/24 11:25		
Field Specific Conductance	**560.2**	umhos/cm		1		11/12/24 11:25		
Eh	**68**	mV		1		11/12/24 11:25		
Field Turbidity	**2.77**	NTU		1		11/12/24 11:25		
2340B Hardness, Total (Calc.)	Analytical Method: SM22 2340B Pace Analytical Services - Melville							
Tot Hardness asCaCO3 (SM 2340B	**298000**	ug/L	830	1		11/14/24 13:54		
6010D MET ICP	Analytical Method: EPA 6010D Preparation Method: EPA 3005A Pace Analytical Services - Melville							
Arsenic	**<10.0**	ug/L	10.0	1	11/14/24 07:09	11/14/24 13:54	7440-38-2	
Cadmium	**<2.5**	ug/L	2.5	1	11/14/24 07:09	11/14/24 13:54	7440-43-9	
Calcium	**90300**	ug/L	200	1	11/14/24 07:09	11/14/24 13:54	7440-70-2	
Iron	**<100**	ug/L	100	1	11/14/24 07:09	11/14/24 13:54	7439-89-6	
Lead	**<5.0**	ug/L	5.0	1	11/14/24 07:09	11/14/24 13:54	7439-92-1	
Magnesium	**17500**	ug/L	200	1	11/14/24 07:09	11/14/24 13:54	7439-95-4	
Manganese	**221**	ug/L	10.0	1	11/14/24 07:09	11/14/24 13:54	7439-96-5	
Potassium	**<5000**	ug/L	5000	1	11/14/24 07:09	11/14/24 13:54	7440-09-7	
Sodium	**9880**	ug/L	5000	1	11/14/24 07:09	11/14/24 13:54	7440-23-5	
7470 Mercury	Analytical Method: EPA 7470A Preparation Method: EPA 7470A Pace Analytical Services - Melville							
Mercury	**<0.20**	ug/L	0.20	1	11/19/24 07:22	11/19/24 15:35	7439-97-6	
180.1 Turbidity	Analytical Method: EPA 180.1 Pace Analytical Services - Melville							
Turbidity	**60.0**	NTU	5.0	5		11/13/24 21:14		
2320B Alkalinity	Analytical Method: SM22 2320B Pace Analytical Services - Melville							
Alkalinity, Total as CaCO3	**248**	mg/L	1.0	1		11/25/24 14:10		
2510B Specific Conductance	Analytical Method: SM22 2510B Pace Analytical Services - Melville							
Specific Conductance	**587**	umhos/cm	1.0	1		11/18/24 13:34		
2540C Total Dissolved Solids	Analytical Method: SM22 2540C Pace Analytical Services - Melville							
Total Dissolved Solids	**333**	mg/L	25.0	1		11/18/24 13:58		
410.4 COD	Analytical Method: EPA 410.4 Preparation Method: EPA 410.4 Pace Analytical Services - Melville							
Chemical Oxygen Demand	**59.3**	mg/L	10.0	1	11/18/24 03:10	11/18/24 05:32		

REPORT OF LABORATORY ANALYSIS

This report shall not be reproduced, except in full,
without the written consent of Pace Analytical Services, LLC.

Pace Analytical Services, LLC
575 Broad Hollow Road
Melville, NY 11747
516-370-6000

ANALYTICAL RESULTS

Project: OPERATIONAL WELLS 11/12
Pace Project No.: 70321807

Sample: MW-8D **Lab ID: 70321807002** Collected: 11/12/24 11:25 Received: 11/13/24 08:00 Matrix: Water

Parameters	Results	Units	Report Limit	DF	Prepared	Analyzed	CAS No.	Qual
5210B BOD, 5 day	Analytical Method: SM22 5210B Preparation Method: SM22 5210B Pace Analytical Services - Melville							
BOD, 5 day	**<2.0**	mg/L	2.0	1	11/13/24 15:34	11/18/24 10:04		
300.0 IC Anions 28 Days	Analytical Method: EPA 300.0 Pace Analytical Services - Melville							
Bromide	**<0.50**	mg/L	0.50	1		11/25/24 06:11	24959-67-9	
Chloride	**20.1**	mg/L	2.0	1		11/25/24 06:11	16887-00-6	
Sulfate	**39.2**	mg/L	5.0	1		11/25/24 06:11	14808-79-8	
351.2 Total Kjeldahl Nitrogen	Analytical Method: EPA 351.2 Preparation Method: EPA 351.2 Pace Analytical Services - Melville							
Nitrogen, Kjeldahl, Total	**1.2**	mg/L	0.50	1	11/14/24 03:39	11/14/24 12:16	7727-37-9	
353.2 Nitrogen, NO2/NO3 pres.	Analytical Method: EPA 353.2 Pace Analytical Services - Melville							
Nitrate-Nitrite (as N)	**0.053**	mg/L	0.050	1		11/18/24 15:22	7727-37-9	
4500 Ammonia Water	Analytical Method: SM22 4500 NH3 H Pace Analytical Services - Melville							
Nitrogen, Ammonia	**<0.10**	mg/L	0.10	1		11/18/24 12:56	7664-41-7	
9060A TOC as NPOC	Analytical Method: EPA 9060A Pace Analytical Services - Melville							
Total Organic Carbon	**1.1**	mg/L	1.0	1		11/18/24 18:26	7440-44-0	
Total Organic Carbon	**1.1**	mg/L	1.0	1		11/18/24 18:26	7440-44-0	
Total Organic Carbon	**1.9**	mg/L	1.0	1		11/18/24 18:26	7440-44-0	
Total Organic Carbon	**<1.0**	mg/L	1.0	1		11/18/24 18:26	7440-44-0	
Mean Total Organic Carbon	**1.3**	mg/L	1.0	1		11/18/24 18:26	7440-44-0	

This report shall not be reproduced, except in full,
without the written consent of Pace Analytical Services, LLC.

Pace Analytical Services, LLC
575 Broad Hollow Road
Melville, NY 11747
516-370-6000

ANALYTICAL RESULTS

Project: OPERATIONAL WELLS 11/12
Pace Project No.: 70321807

Sample: MW-10D **Lab ID: 70321807003** Collected: 11/12/24 11:15 Received: 11/13/24 08:00 Matrix: Water

Parameters	Results	Units	Report Limit	DF	Prepared	Analyzed	CAS No.	Qual
Field Data	Analytical Method: Pace Analytical Services - Melville							
Field pH	**6.90**	Std. Units		1		11/12/24 11:15		
Field Temperature	**9.5**	deg C		1		11/12/24 11:15		
Field Specific Conductance	**1131**	umhos/cm		1		11/12/24 11:15		
Eh	**-10**	mV		1		11/12/24 11:15		
Field Turbidity	**3.46**	NTU		1		11/12/24 11:15		
2340B Hardness, Total (Calc.)	Analytical Method: SM22 2340B Pace Analytical Services - Melville							
Tot Hardness asCaCO3 (SM 2340B	**604000**	ug/L	830	1		11/14/24 16:06		
6010D MET ICP	Analytical Method: EPA 6010D Preparation Method: EPA 3005A Pace Analytical Services - Melville							
Arsenic	**11.0**	ug/L	10.0	1	11/14/24 10:10	11/14/24 16:06	7440-38-2	
Cadmium	**<2.5**	ug/L	2.5	1	11/14/24 10:10	11/14/24 16:06	7440-43-9	
Calcium	**170000**	ug/L	200	1	11/14/24 10:10	11/14/24 16:06	7440-70-2	
Iron	**1390**	ug/L	100	1	11/14/24 10:10	11/14/24 16:06	7439-89-6	
Lead	**<5.0**	ug/L	5.0	1	11/14/24 10:10	11/14/24 16:06	7439-92-1	
Magnesium	**43700**	ug/L	200	1	11/14/24 10:10	11/14/24 16:06	7439-95-4	
Manganese	**916**	ug/L	10.0	1	11/14/24 10:10	11/14/24 16:06	7439-96-5	
Potassium	**<5000**	ug/L	5000	1	11/14/24 10:10	11/14/24 16:06	7440-09-7	
Sodium	**26700**	ug/L	5000	1	11/14/24 10:10	11/14/24 16:06	7440-23-5	
7470 Mercury	Analytical Method: EPA 7470A Preparation Method: EPA 7470A Pace Analytical Services - Melville							
Mercury	**<0.20**	ug/L	0.20	1	11/19/24 07:22	11/19/24 15:36	7439-97-6	
180.1 Turbidity	Analytical Method: EPA 180.1 Pace Analytical Services - Melville							
Turbidity	**150**	NTU	10.0	10		11/13/24 21:17		
2320B Alkalinity	Analytical Method: SM22 2320B Pace Analytical Services - Melville							
Alkalinity, Total as CaCO3	**488**	mg/L	1.0	1		11/25/24 14:31		
2510B Specific Conductance	Analytical Method: SM22 2510B Pace Analytical Services - Melville							
Specific Conductance	**1160**	umhos/cm	1.0	1		11/18/24 13:35		
2540C Total Dissolved Solids	Analytical Method: SM22 2540C Pace Analytical Services - Melville							
Total Dissolved Solids	**678**	mg/L	50.0	1		11/18/24 13:59		
410.4 COD	Analytical Method: EPA 410.4 Preparation Method: EPA 410.4 Pace Analytical Services - Melville							
Chemical Oxygen Demand	**14.2**	mg/L	10.0	1	11/18/24 03:10	11/18/24 05:32		

REPORT OF LABORATORY ANALYSIS

This report shall not be reproduced, except in full,
without the written consent of Pace Analytical Services, LLC.

Pace Analytical Services, LLC
575 Broad Hollow Road
Melville, NY 11747
516-370-6000

ANALYTICAL RESULTS

Project: OPERATIONAL WELLS 11/12
Pace Project No.: 70321807

Sample: MW-10D **Lab ID: 70321807003** Collected: 11/12/24 11:15 Received: 11/13/24 08:00 Matrix: Water

Parameters	Results	Units	Report Limit	DF	Prepared	Analyzed	CAS No.	Qual
5210B BOD, 5 day	Analytical Method: SM22 5210B Preparation Method: SM22 5210B Pace Analytical Services - Melville							
BOD, 5 day	**<2.0**	mg/L	2.0	1	11/13/24 15:38	11/18/24 10:06		
300.0 IC Anions 28 Days	Analytical Method: EPA 300.0 Pace Analytical Services - Melville							
Bromide	**<0.50**	mg/L	0.50	1		11/25/24 07:03	24959-67-9	
Chloride	**42.0**	mg/L	2.0	1		11/25/24 07:03	16887-00-6	
Sulfate	**97.7**	mg/L	5.0	1		11/25/24 07:03	14808-79-8	
351.2 Total Kjeldahl Nitrogen	Analytical Method: EPA 351.2 Preparation Method: EPA 351.2 Pace Analytical Services - Melville							
Nitrogen, Kjeldahl, Total	**0.49**	mg/L	0.10	1	11/14/24 03:39	11/14/24 12:17	7727-37-9	
353.2 Nitrogen, NO2/NO3 pres.	Analytical Method: EPA 353.2 Pace Analytical Services - Melville							
Nitrate-Nitrite (as N)	**<0.050**	mg/L	0.050	1		11/18/24 15:24	7727-37-9	
4500 Ammonia Water	Analytical Method: SM22 4500 NH3 H Pace Analytical Services - Melville							
Nitrogen, Ammonia	**0.34**	mg/L	0.10	1		11/18/24 12:57	7664-41-7	
9060A TOC as NPOC	Analytical Method: EPA 9060A Pace Analytical Services - Melville							
Total Organic Carbon	**1.1**	mg/L	1.0	1		11/18/24 18:37	7440-44-0	
Total Organic Carbon	**1.1**	mg/L	1.0	1		11/18/24 18:37	7440-44-0	
Total Organic Carbon	**1.1**	mg/L	1.0	1		11/18/24 18:37	7440-44-0	
Total Organic Carbon	**1.1**	mg/L	1.0	1		11/18/24 18:37	7440-44-0	
Mean Total Organic Carbon	**1.1**	mg/L	1.0	1		11/18/24 18:37	7440-44-0	

This report shall not be reproduced, except in full,
without the written consent of Pace Analytical Services, LLC.

Pace Analytical Services, LLC
575 Broad Hollow Road
Melville, NY 11747
516-370-6000

QUALITY CONTROL DATA

Project: OPERATIONAL WELLS 11/12
Pace Project No.: 70321807

QC Batch: 371488
QC Batch Method: EPA 7470A
Analysis Method: EPA 7470A
Analysis Description: 7470 Mercury
Laboratory: Pace Analytical Services - Melville
Associated Lab Samples: 70321807001, 70321807002, 70321807003

METHOD BLANK: 1943291
Matrix: Water
Associated Lab Samples: 70321807001, 70321807002, 70321807003

Parameter	Units	Blank Result	Reporting Limit	Analyzed	Qualifiers
Mercury	ug/L	<0.20	0.20	11/19/24 15:18	

LABORATORY CONTROL SAMPLE: 1943292

Parameter	Units	Spike Conc.	LCS Result	LCS % Rec	% Rec Limits	Qualifiers
Mercury	ug/L	1	0.98	98	80-120	

MATRIX SPIKE SAMPLE: 1943293

Parameter	Units	70322186002 Result	Spike Conc.	MS Result	MS % Rec	% Rec Limits	Qualifiers
Mercury	ug/L	<0.20	1	1.2	106	75-125	

SAMPLE DUPLICATE: 1943294

Parameter	Units	70322186002 Result	Dup Result	RPD	Qualifiers
Mercury	ug/L	<0.20	<0.20		

Results presented on this page are in the units indicated by the "Units" column except where an alternate unit is presented to the right of the result.

This report shall not be reproduced, except in full,
without the written consent of Pace Analytical Services, LLC.

Pace Analytical Services, LLC
575 Broad Hollow Road
Melville, NY 11747
516-370-6000

QUALITY CONTROL DATA

Project: OPERATIONAL WELLS 11/12
Pace Project No.: 70321807

QC Batch: 370750
QC Batch Method: EPA 3005A
Analysis Method: EPA 6010D
Analysis Description: 6010D MET Water
Laboratory: Pace Analytical Services - Melville
Associated Lab Samples: 70321807001, 70321807002

METHOD BLANK: 1938683
Matrix: Water
Associated Lab Samples: 70321807001, 70321807002

Parameter	Units	Blank Result	Reporting Limit	Analyzed	Qualifiers
Arsenic	ug/L	<10.0	10.0	11/14/24 13:50	
Cadmium	ug/L	<2.5	2.5	11/14/24 13:50	
Calcium	ug/L	<200	200	11/14/24 13:50	
Iron	ug/L	<100	100	11/14/24 13:50	
Lead	ug/L	<5.0	5.0	11/14/24 13:50	
Magnesium	ug/L	<200	200	11/14/24 13:50	
Manganese	ug/L	<10.0	10.0	11/14/24 13:50	
Potassium	ug/L	<5000	5000	11/14/24 13:50	
Sodium	ug/L	<5000	5000	11/14/24 13:50	

LABORATORY CONTROL SAMPLE: 1938684

Parameter	Units	Spike Conc.	LCS Result	LCS % Rec	% Rec Limits	Qualifiers
Arsenic	ug/L	500	496	99	80-120	
Cadmium	ug/L	500	479	96	80-120	
Calcium	ug/L	25000	24300	97	80-120	
Iron	ug/L	12500	12300	98	80-120	
Lead	ug/L	500	479	96	80-120	
Magnesium	ug/L	25000	24100	96	80-120	
Manganese	ug/L	500	481	96	80-120	
Potassium	ug/L	25000	24800	99	80-120	
Sodium	ug/L	25000	24700	99	80-120	

MATRIX SPIKE SAMPLE: 1938686

Parameter	Units	70320854008 Result	Spike Conc.	MS Result	MS % Rec	% Rec Limits	Qualifiers
Arsenic	ug/L	<10.0	500	529	106	75-125	
Cadmium	ug/L	<2.5	500	504	101	75-125	
Calcium	ug/L	56900	12500	70300	107	75-125	
Iron	ug/L	1100	5000	6120	100	75-125	
Lead	ug/L	<5.0	500	503	101	75-125	
Magnesium	ug/L	35400	12500	48400	104	75-125	
Manganese	ug/L	15.8	500	520	101	75-125	
Potassium	ug/L	3120J	12500	16400	106	75-125	
Sodium	ug/L	65100	12500	79000	111	75-125	

Results presented on this page are in the units indicated by the "Units" column except where an alternate unit is presented to the right of the result.

This report shall not be reproduced, except in full,
without the written consent of Pace Analytical Services, LLC.

Pace Analytical Services, LLC
575 Broad Hollow Road
Melville, NY 11747
516-370-6000

QUALITY CONTROL DATA

Project: OPERATIONAL WELLS 11/12
Pace Project No.: 70321807

SAMPLE DUPLICATE: 1938685

Parameter	Units	70320854008 Result	Dup Result	RPD	Qualifiers
Arsenic	ug/L	<10.0	<10.0		
Cadmium	ug/L	<2.5	<2.5		
Calcium	ug/L	56900	58400	3	
Iron	ug/L	1100	1130	3	
Lead	ug/L	<5.0	<5.0		
Magnesium	ug/L	35400	36500	3	
Manganese	ug/L	15.8	16.0	1	
Potassium	ug/L	3120J	<5000		
Sodium	ug/L	65100	67100	3	

Results presented on this page are in the units indicated by the "Units" column except where an alternate unit is presented to the right of the result.

This report shall not be reproduced, except in full,
without the written consent of Pace Analytical Services, LLC.

Pace Analytical Services, LLC
575 Broad Hollow Road
Melville, NY 11747
516-370-6000

QUALITY CONTROL DATA

Project: OPERATIONAL WELLS 11/12
Pace Project No.: 70321807

QC Batch: 370780
QC Batch Method: EPA 3005A
Analysis Method: EPA 6010D
Analysis Description: 6010D MET Water
Laboratory: Pace Analytical Services - Melville
Associated Lab Samples: 70321807003

METHOD BLANK: 1938783
Matrix: Water
Associated Lab Samples: 70321807003

Parameter	Units	Blank Result	Reporting Limit	Analyzed	Qualifiers
Arsenic	ug/L	<10.0	10.0	11/14/24 15:44	
Cadmium	ug/L	<2.5	2.5	11/14/24 15:44	
Calcium	ug/L	<200	200	11/14/24 15:44	
Iron	ug/L	<100	100	11/14/24 15:44	
Lead	ug/L	<5.0	5.0	11/14/24 15:44	
Magnesium	ug/L	<200	200	11/14/24 15:44	
Manganese	ug/L	<10.0	10.0	11/14/24 15:44	
Potassium	ug/L	<5000	5000	11/14/24 15:44	
Sodium	ug/L	<5000	5000	11/14/24 15:44	

LABORATORY CONTROL SAMPLE: 1938784

Parameter	Units	Spike Conc.	LCS Result	LCS % Rec	% Rec Limits	Qualifiers
Arsenic	ug/L	500	493	99	80-120	
Cadmium	ug/L	500	477	95	80-120	
Calcium	ug/L	25000	24300	97	80-120	
Iron	ug/L	12500	12200	98	80-120	
Lead	ug/L	500	476	95	80-120	
Magnesium	ug/L	25000	24100	96	80-120	
Manganese	ug/L	500	478	96	80-120	
Potassium	ug/L	25000	24700	99	80-120	
Sodium	ug/L	25000	24700	99	80-120	

MATRIX SPIKE SAMPLE: 1938786

Parameter	Units	70321373007 Result	Spike Conc.	MS Result	MS % Rec	% Rec Limits	Qualifiers
Arsenic	ug/L		500	518	104	75-125	
Cadmium	ug/L	0.58J	500	501	100	75-125	
Calcium	ug/L		12500	34400	98	75-125	
Iron	ug/L		5000	5300	99	75-125	
Lead	ug/L		500	498	99	75-125	
Magnesium	ug/L		12500	15600	94	75-125	
Manganese	ug/L		500	544	99	75-125	
Potassium	ug/L		12500	16100	102	75-125	
Sodium	ug/L		12500	89700	98	75-125	

Results presented on this page are in the units indicated by the "Units" column except where an alternate unit is presented to the right of the result.

This report shall not be reproduced, except in full,
without the written consent of Pace Analytical Services, LLC.

Pace Analytical Services, LLC
575 Broad Hollow Road
Melville, NY 11747
516-370-6000

QUALITY CONTROL DATA

Project: OPERATIONAL WELLS 11/12
Pace Project No.: 70321807

SAMPLE DUPLICATE: 1938785

Parameter	Units	70321373007 Result	Dup Result	RPD	Qualifiers
Arsenic	ug/L		<10.0		
Cadmium	ug/L	0.58J	<2.5		
Calcium	ug/L		22200	0	
Iron	ug/L		356	2	
Lead	ug/L		<5.0		
Magnesium	ug/L		3810	0	
Manganese	ug/L		47.8	1	
Potassium	ug/L		<5000		
Sodium	ug/L		77300	0	

Results presented on this page are in the units indicated by the "Units" column except where an alternate unit is presented to the right of the result.

This report shall not be reproduced, except in full,
without the written consent of Pace Analytical Services, LLC.

Pace Analytical Services, LLC
575 Broad Hollow Road
Melville, NY 11747
516-370-6000

QUALITY CONTROL DATA

Project: OPERATIONAL WELLS 11/12
Pace Project No.: 70321807

QC Batch: 370722
QC Batch Method: EPA 180.1
Analysis Method: EPA 180.1
Analysis Description: 180.1 Turbidity
Laboratory: Pace Analytical Services - Melville
Associated Lab Samples: 70321807001, 70321807002, 70321807003

METHOD BLANK: 1938607
Matrix: Water
Associated Lab Samples: 70321807001, 70321807002, 70321807003

Parameter	Units	Blank Result	Reporting Limit	Analyzed	Qualifiers
Turbidity	NTU	<1.0	1.0	11/13/24 20:46	

LABORATORY CONTROL SAMPLE: 1938608

Parameter	Units	Spike Conc.	LCS Result	LCS % Rec	% Rec Limits	Qualifiers
Turbidity	NTU	10	9.3	93	90-110	

SAMPLE DUPLICATE: 1938609

Parameter	Units	70321915001 Result	Dup Result	RPD	Qualifiers
Turbidity	NTU	2.1	2.0	5	

Results presented on this page are in the units indicated by the "Units" column except where an alternate unit is presented to the right of the result.

This report shall not be reproduced, except in full,
without the written consent of Pace Analytical Services, LLC.

Pace Analytical Services, LLC
575 Broad Hollow Road
Melville, NY 11747
516-370-6000

QUALITY CONTROL DATA

Project: OPERATIONAL WELLS 11/12
Pace Project No.: 70321807

QC Batch: 372579
QC Batch Method: SM22 2320B
Analysis Method: SM22 2320B
Analysis Description: 2320B Alkalinity
Laboratory: Pace Analytical Services - Melville
Associated Lab Samples: 70321807001, 70321807002, 70321807003

METHOD BLANK: 1949730
Matrix: Water
Associated Lab Samples: 70321807001, 70321807002, 70321807003

Parameter	Units	Blank Result	Reporting Limit	Analyzed	Qualifiers
Alkalinity, Total as CaCO3	mg/L	<1.0	1.0	11/25/24 12:50	

LABORATORY CONTROL SAMPLE: 1949731

Parameter	Units	Spike Conc.	LCS Result	LCS % Rec	% Rec Limits	Qualifiers
Alkalinity, Total as CaCO3	mg/L	25	25.2	101	85-115	

MATRIX SPIKE SAMPLE: 1949733

Parameter	Units	70320854012 Result	Spike Conc.	MS Result	MS % Rec	% Rec Limits	Qualifiers
Alkalinity, Total as CaCO3	mg/L	239	50	289	100	75-125	

SAMPLE DUPLICATE: 1949732

Parameter	Units	70320854012 Result	Dup Result	RPD	Qualifiers
Alkalinity, Total as CaCO3	mg/L	239	235	2	

Results presented on this page are in the units indicated by the "Units" column except where an alternate unit is presented to the right of the result.

This report shall not be reproduced, except in full,
without the written consent of Pace Analytical Services, LLC.

Pace Analytical Services, LLC
575 Broad Hollow Road
Melville, NY 11747
516-370-6000

QUALITY CONTROL DATA

Project: OPERATIONAL WELLS 11/12
Pace Project No.: 70321807

QC Batch: 371289
QC Batch Method: SM22 2510B
Analysis Method: SM22 2510B
Analysis Description: 2510B Specific Conductance
Laboratory: Pace Analytical Services - Melville
Associated Lab Samples: 70321807001, 70321807002, 70321807003

METHOD BLANK: 1942239
Matrix: Water
Associated Lab Samples: 70321807001, 70321807002, 70321807003

Parameter	Units	Blank Result	Reporting Limit	Analyzed	Qualifiers
Specific Conductance	umhos/cm	<1.0	1.0	11/18/24 13:29	

LABORATORY CONTROL SAMPLE: 1942240

Parameter	Units	Spike Conc.	LCS Result	LCS % Rec	% Rec Limits	Qualifiers
Specific Conductance	umhos/cm	718	652	91	85-115	

SAMPLE DUPLICATE: 1942241

Parameter	Units	70322186002 Result	Dup Result	RPD	Qualifiers
Specific Conductance	umhos/cm	275	283	3	

Results presented on this page are in the units indicated by the "Units" column except where an alternate unit is presented to the right of the result.

This report shall not be reproduced, except in full,
without the written consent of Pace Analytical Services, LLC.

Pace Analytical Services, LLC
575 Broad Hollow Road
Melville, NY 11747
516-370-6000

QUALITY CONTROL DATA

Project: OPERATIONAL WELLS 11/12
Pace Project No.: 70321807

QC Batch: 371337
QC Batch Method: SM22 2540C
Analysis Method: SM22 2540C
Analysis Description: 2540C Total Dissolved Solids
Laboratory: Pace Analytical Services - Melville
Associated Lab Samples: 70321807001, 70321807002, 70321807003

METHOD BLANK: 1942405 Matrix: Water
Associated Lab Samples: 70321807001, 70321807002, 70321807003

Parameter	Units	Blank Result	Reporting Limit	Analyzed	Qualifiers
Total Dissolved Solids	mg/L	<5.0	5.0	11/18/24 13:47	

LABORATORY CONTROL SAMPLE: 1942406

Parameter	Units	Spike Conc.	LCS Result	LCS % Rec	% Rec Limits	Qualifiers
Total Dissolved Solids	mg/L	500	514	103	85-115	

MATRIX SPIKE SAMPLE: 1942408

Parameter	Units	70321807002 Result	Spike Conc.	MS Result	MS % Rec	% Rec Limits	Qualifiers
Total Dissolved Solids	mg/L	333	300	645	104	75-125	

MATRIX SPIKE SAMPLE: 1942410

Parameter	Units	70321980002 Result	Spike Conc.	MS Result	MS % Rec	% Rec Limits	Qualifiers
Total Dissolved Solids	mg/L	69.0	300	369	100	75-125	

SAMPLE DUPLICATE: 1942407

Parameter	Units	70321807002 Result	Dup Result	RPD	Qualifiers
Total Dissolved Solids	mg/L	333	338	1	

SAMPLE DUPLICATE: 1942409

Parameter	Units	70321980002 Result	Dup Result	RPD	Qualifiers
Total Dissolved Solids	mg/L	69.0	68.0	1	

Results presented on this page are in the units indicated by the "Units" column except where an alternate unit is presented to the right of the result.

This report shall not be reproduced, except in full,
without the written consent of Pace Analytical Services, LLC.

Pace Analytical Services, LLC
575 Broad Hollow Road
Melville, NY 11747
516-370-6000

QUALITY CONTROL DATA

Project: OPERATIONAL WELLS 11/12
Pace Project No.: 70321807

QC Batch: 371235
QC Batch Method: EPA 410.4
Analysis Method: EPA 410.4
Analysis Description: 410.4 COD
Laboratory: Pace Analytical Services - Melville
Associated Lab Samples: 70321807001, 70321807002, 70321807003

METHOD BLANK: 1942034 Matrix: Water
Associated Lab Samples: 70321807001, 70321807002, 70321807003

Parameter	Units	Blank Result	Reporting Limit	Analyzed	Qualifiers
Chemical Oxygen Demand	mg/L	<10.0	10.0	11/18/24 05:28	

LABORATORY CONTROL SAMPLE: 1942035

Parameter	Units	Spike Conc.	LCS Result	LCS % Rec	% Rec Limits	Qualifiers
Chemical Oxygen Demand	mg/L	500	508	102	90-110	

MATRIX SPIKE SAMPLE: 1942036

Parameter	Units	70322141001 Result	Spike Conc.	MS Result	MS % Rec	% Rec Limits	Qualifiers
Chemical Oxygen Demand	mg/L	35.7	1000	1030	99	90-110	

MATRIX SPIKE SAMPLE: 1942038

Parameter	Units	70321807001 Result	Spike Conc.	MS Result	MS % Rec	% Rec Limits	Qualifiers
Chemical Oxygen Demand	mg/L	55.0	1000	1030	97	90-110	

SAMPLE DUPLICATE: 1942037

Parameter	Units	70322141001 Result	Dup Result	RPD	Qualifiers
Chemical Oxygen Demand	mg/L	35.7	31.4	13	

SAMPLE DUPLICATE: 1942039

Parameter	Units	70321807001 Result	Dup Result	RPD	Qualifiers
Chemical Oxygen Demand	mg/L	55.0	48.6	12	

Results presented on this page are in the units indicated by the "Units" column except where an alternate unit is presented to the right of the result.

This report shall not be reproduced, except in full,
without the written consent of Pace Analytical Services, LLC.

Pace Analytical Services, LLC
575 Broad Hollow Road
Melville, NY 11747
516-370-6000

QUALITY CONTROL DATA

Project: OPERATIONAL WELLS 11/12
Pace Project No.: 70321807

QC Batch: 370635
QC Batch Method: SM22 5210B
Analysis Method: SM22 5210B
Analysis Description: 5210B BOD, 5 day
Laboratory: Pace Analytical Services - Melville
Associated Lab Samples: 70321807001, 70321807002, 70321807003

METHOD BLANK: 1938097 Matrix: Water
Associated Lab Samples: 70321807001, 70321807002, 70321807003

Parameter	Units	Blank Result	Reporting Limit	Analyzed	Qualifiers
BOD, 5 day	mg/L	<1.0	1.0	11/18/24 08:58	

LABORATORY CONTROL SAMPLE: 1938098

Parameter	Units	Spike Conc.	LCS Result	LCS % Rec	% Rec Limits	Qualifiers
BOD, 5 day	mg/L	198	169	85	84.5-115.4	

SAMPLE DUPLICATE: 1938099

Parameter	Units	70321780001 Result	Dup Result	RPD	Qualifiers
BOD, 5 day	mg/L	158	159	1	

Results presented on this page are in the units indicated by the "Units" column except where an alternate unit is presented to the right of the result.

This report shall not be reproduced, except in full,
without the written consent of Pace Analytical Services, LLC.

Pace Analytical Services, LLC
575 Broad Hollow Road
Melville, NY 11747
516-370-6000

QUALITY CONTROL DATA

Project: OPERATIONAL WELLS 11/12
Pace Project No.: 70321807

QC Batch: 372447
QC Batch Method: EPA 300.0
Analysis Method: EPA 300.0
Analysis Description: 300.0 IC Anions
Laboratory: Pace Analytical Services - Melville
Associated Lab Samples: 70321807001, 70321807002

METHOD BLANK: 1949114 Matrix: Water
Associated Lab Samples: 70321807001, 70321807002

Parameter	Units	Blank Result	Reporting Limit	Analyzed	Qualifiers
Bromide	mg/L	<0.50	0.50	11/24/24 21:08	
Chloride	mg/L	<2.0	2.0	11/24/24 21:08	
Sulfate	mg/L	<5.0	5.0	11/24/24 21:08	

LABORATORY CONTROL SAMPLE: 1949115

Parameter	Units	Spike Conc.	LCS Result	LCS % Rec	% Rec Limits	Qualifiers
Bromide	mg/L	1	1.1	108	90-110	
Chloride	mg/L	10	10.4	104	90-110	
Sulfate	mg/L	10	10.4	104	90-110	

MATRIX SPIKE SAMPLE: 1949116

Parameter	Units	70321980002 Result	Spike Conc.	MS Result	MS % Rec	% Rec Limits	Qualifiers
Bromide	mg/L	<0.50	1	1.1	105	90-110	
Chloride	mg/L	15.9	10	26.1	102	90-110	
Sulfate	mg/L	13.2	10	23.5	103	90-110	

MATRIX SPIKE SAMPLE: 1949118

Parameter	Units	70322569002 Result	Spike Conc.	MS Result	MS % Rec	% Rec Limits	Qualifiers
Bromide	mg/L	<0.50	1	1.1	107	90-110	
Chloride	mg/L	15.7	10	26.0	103	90-110	
Sulfate	mg/L	14.0	10	24.0	99	90-110	

SAMPLE DUPLICATE: 1949117

Parameter	Units	70321980002 Result	Dup Result	RPD	Qualifiers
Bromide	mg/L	<0.50	<0.50		
Chloride	mg/L	15.9	16.0	0	
Sulfate	mg/L	13.2	13.2	0	

Results presented on this page are in the units indicated by the "Units" column except where an alternate unit is presented to the right of the result.

REPORT OF LABORATORY ANALYSIS

This report shall not be reproduced, except in full,
without the written consent of Pace Analytical Services, LLC.

Pace Analytical Services, LLC
575 Broad Hollow Road
Melville, NY 11747
516-370-6000

QUALITY CONTROL DATA

Project: OPERATIONAL WELLS 11/12
Pace Project No.: 70321807

SAMPLE DUPLICATE: 1949119

Parameter	Units	70322569002 Result	Dup Result	RPD	Qualifiers
Bromide	mg/L	<0.50	<0.50		
Chloride	mg/L	15.7	15.7	0	
Sulfate	mg/L	14.0	13.6	4	

Results presented on this page are in the units indicated by the "Units" column except where an alternate unit is presented to the right of the result.

This report shall not be reproduced, except in full,
without the written consent of Pace Analytical Services, LLC.

Pace Analytical Services, LLC
575 Broad Hollow Road
Melville, NY 11747
516-370-6000

QUALITY CONTROL DATA

Project: OPERATIONAL WELLS 11/12
Pace Project No.: 70321807

QC Batch: 372450
QC Batch Method: EPA 300.0
Analysis Method: EPA 300.0
Analysis Description: 300.0 IC Anions
Laboratory: Pace Analytical Services - Melville
Associated Lab Samples: 70321807003

METHOD BLANK: 1949129
Matrix: Water
Associated Lab Samples: 70321807003

Parameter	Units	Blank Result	Reporting Limit	Analyzed	Qualifiers
Bromide	mg/L	<0.50	0.50	11/25/24 06:28	
Chloride	mg/L	<2.0	2.0	11/25/24 06:28	
Sulfate	mg/L	<5.0	5.0	11/25/24 06:28	

LABORATORY CONTROL SAMPLE: 1949130

Parameter	Units	Spike Conc.	LCS Result	LCS % Rec	% Rec Limits	Qualifiers
Bromide	mg/L	1	1.1	108	90-110	
Chloride	mg/L	10	10.4	104	90-110	
Sulfate	mg/L	10	10.4	104	90-110	

MATRIX SPIKE SAMPLE: 1949131

Parameter	Units	70320854008 Result	Spike Conc.	MS Result	MS % Rec	% Rec Limits	Qualifiers
Bromide	mg/L	0.26J	1	1.2	95	90-110	
Chloride	mg/L	146	20	156	48	90-110	
Sulfate	mg/L	26.0	10	36.0	100	90-110	

SAMPLE DUPLICATE: 1949132

Parameter	Units	70320854008 Result	Dup Result	RPD	Qualifiers
Bromide	mg/L	0.26J	<0.50		
Chloride	mg/L	146	146	0	
Sulfate	mg/L	26.0	26.0	0	

Results presented on this page are in the units indicated by the "Units" column except where an alternate unit is presented to the right of the result.

REPORT OF LABORATORY ANALYSIS

This report shall not be reproduced, except in full,
without the written consent of Pace Analytical Services, LLC.

Pace Analytical Services, LLC
575 Broad Hollow Road
Melville, NY 11747
516-370-6000

QUALITY CONTROL DATA

Project: OPERATIONAL WELLS 11/12
Pace Project No.: 70321807

QC Batch: 370736
QC Batch Method: EPA 351.2
Analysis Method: EPA 351.2
Analysis Description: 351.2 TKN
Laboratory: Pace Analytical Services - Melville
Associated Lab Samples: 70321807001, 70321807002, 70321807003

METHOD BLANK: 1938647
Matrix: Water
Associated Lab Samples: 70321807001, 70321807002, 70321807003

Parameter	Units	Blank Result	Reporting Limit	Analyzed	Qualifiers
Nitrogen, Kjeldahl, Total	mg/L	<0.094	0.094	11/14/24 11:52	

LABORATORY CONTROL SAMPLE: 1938648

Parameter	Units	Spike Conc.	LCS Result	LCS % Rec	% Rec Limits	Qualifiers
Nitrogen, Kjeldahl, Total	mg/L	4	4.2	106	90-110	

MATRIX SPIKE SAMPLE: 1938649

Parameter	Units	70321800002 Result	Spike Conc.	MS Result	MS % Rec	% Rec Limits	Qualifiers
Nitrogen, Kjeldahl, Total	mg/L	1.7	4	5.1	86	90-110	M1

MATRIX SPIKE SAMPLE: 1938651

Parameter	Units	70320854012 Result	Spike Conc.	MS Result	MS % Rec	% Rec Limits	Qualifiers
Nitrogen, Kjeldahl, Total	mg/L	2.2	4	5.4	80	90-110	M1

SAMPLE DUPLICATE: 1938650

Parameter	Units	70321800002 Result	Dup Result	RPD	Qualifiers
Nitrogen, Kjeldahl, Total	mg/L	1.7	1.8	6	

SAMPLE DUPLICATE: 1938652

Parameter	Units	70320854012 Result	Dup Result	RPD	Qualifiers
Nitrogen, Kjeldahl, Total	mg/L	2.2	2.2	0	

Results presented on this page are in the units indicated by the "Units" column except where an alternate unit is presented to the right of the result.

This report shall not be reproduced, except in full,
without the written consent of Pace Analytical Services, LLC.

Pace Analytical Services, LLC
575 Broad Hollow Road
Melville, NY 11747
516-370-6000

QUALITY CONTROL DATA

Project: OPERATIONAL WELLS 11/12
Pace Project No.: 70321807

QC Batch: 371379
QC Batch Method: EPA 353.2
Analysis Method: EPA 353.2
Analysis Description: 353.2 Nitrate + Nitrite, preserved
Laboratory: Pace Analytical Services - Melville
Associated Lab Samples: 70321807001, 70321807002, 70321807003

METHOD BLANK: 1942575 Matrix: Water
Associated Lab Samples: 70321807001, 70321807002, 70321807003

Parameter	Units	Blank Result	Reporting Limit	Analyzed	Qualifiers
Nitrate-Nitrite (as N)	mg/L	<0.037	0.037	11/18/24 14:35	

LABORATORY CONTROL SAMPLE: 1942576

Parameter	Units	Spike Conc.	LCS Result	LCS % Rec	% Rec Limits	Qualifiers
Nitrate-Nitrite (as N)	mg/L	1	0.97	97	90-110	

MATRIX SPIKE SAMPLE: 1942577

Parameter	Units	70322572001 Result	Spike Conc.	MS Result	MS % Rec	% Rec Limits	Qualifiers
Nitrate-Nitrite (as N)	mg/L	2.1	0.5	2.5	89	90-110	M1

MATRIX SPIKE SAMPLE: 1942579

Parameter	Units	70321581001 Result	Spike Conc.	MS Result	MS % Rec	% Rec Limits	Qualifiers
Nitrate-Nitrite (as N)	mg/L	13.8	5	18.4	92	90-110	

SAMPLE DUPLICATE: 1942578

Parameter	Units	70322572001 Result	Dup Result	RPD	Qualifiers
Nitrate-Nitrite (as N)	mg/L	2.1	2.0	2	

SAMPLE DUPLICATE: 1942580

Parameter	Units	70321581001 Result	Dup Result	RPD	Qualifiers
Nitrate-Nitrite (as N)	mg/L	13.8	14.8	7	

Results presented on this page are in the units indicated by the "Units" column except where an alternate unit is presented to the right of the result.

This report shall not be reproduced, except in full,
without the written consent of Pace Analytical Services, LLC.

Pace Analytical Services, LLC
575 Broad Hollow Road
Melville, NY 11747
516-370-6000

QUALITY CONTROL DATA

Project: OPERATIONAL WELLS 11/12
Pace Project No.: 70321807

QC Batch: 371294
QC Batch Method: SM22 4500 NH3 H
Analysis Method: SM22 4500 NH3 H
Analysis Description: 4500 Ammonia
Laboratory: Pace Analytical Services - Melville
Associated Lab Samples: 70321807001, 70321807002, 70321807003

METHOD BLANK: 1942263
Matrix: Water
Associated Lab Samples: 70321807001, 70321807002, 70321807003

Parameter	Units	Blank Result	Reporting Limit	Analyzed	Qualifiers
Nitrogen, Ammonia	mg/L	<0.050	0.050	11/18/24 12:38	

LABORATORY CONTROL SAMPLE: 1942264

Parameter	Units	Spike Conc.	LCS Result	LCS % Rec	% Rec Limits	Qualifiers
Nitrogen, Ammonia	mg/L	1	0.92	92	90-110	

MATRIX SPIKE SAMPLE: 1942265

Parameter	Units	70321137001 Result	Spike Conc.	MS Result	MS % Rec	% Rec Limits	Qualifiers
Nitrogen, Ammonia	mg/L	17.4	10	27.0	96	75-125	

SAMPLE DUPLICATE: 1942266

Parameter	Units	70321137001 Result	Dup Result	RPD	Qualifiers
Nitrogen, Ammonia	mg/L	17.4	17.2	1	

Results presented on this page are in the units indicated by the "Units" column except where an alternate unit is presented to the right of the result.

This report shall not be reproduced, except in full,
without the written consent of Pace Analytical Services, LLC.

Pace Analytical Services, LLC
575 Broad Hollow Road
Melville, NY 11747
516-370-6000

QUALITY CONTROL DATA

Project: OPERATIONAL WELLS 11/12
Pace Project No.: 70321807

QC Batch: 371268
QC Batch Method: EPA 9060A
Analysis Method: EPA 9060A
Analysis Description: 9060 TOC
Laboratory: Pace Analytical Services - Melville
Associated Lab Samples: 70321807001, 70321807002, 70321807003

METHOD BLANK: 1942141 Matrix: Water
Associated Lab Samples: 70321807001, 70321807002, 70321807003

Parameter	Units	Blank Result	Reporting Limit	Analyzed	Qualifiers
Mean Total Organic Carbon	mg/L	<0.50	0.50	11/18/24 15:37	
Total Organic Carbon	mg/L	<0.50	0.50	11/18/24 15:37	
Total Organic Carbon	mg/L	<0.50	0.50	11/18/24 15:37	
Total Organic Carbon	mg/L	<0.50	0.50	11/18/24 15:37	
Total Organic Carbon	mg/L	<0.50	0.50	11/18/24 15:37	

LABORATORY CONTROL SAMPLE: 1942142

Parameter	Units	Spike Conc.	LCS Result	LCS % Rec	% Rec Limits	Qualifiers
Mean Total Organic Carbon	mg/L	10	10.0	100	85-115	
Total Organic Carbon	mg/L	10	9.9	99	85-115	
Total Organic Carbon	mg/L	10	10.1	101	85-115	
Total Organic Carbon	mg/L	10	10.1	101	85-115	
Total Organic Carbon	mg/L	10	10.1	101	85-115	

MATRIX SPIKE SAMPLE: 1942143

Parameter	Units	70322287001 Result	Spike Conc.	MS Result	MS % Rec	% Rec Limits	Qualifiers
Mean Total Organic Carbon	mg/L	<1.0	10	10	99	75-125	
Total Organic Carbon	mg/L	<1.0	10	9.8	98	75-125	
Total Organic Carbon	mg/L	<1.0	10	10.0	100	75-125	
Total Organic Carbon	mg/L	<1.0	10	10.0	99	75-125	
Total Organic Carbon	mg/L	<1.0	10	10	99	75-125	

SAMPLE DUPLICATE: 1942144

Parameter	Units	70322287001 Result	Dup Result	RPD	Qualifiers
Mean Total Organic Carbon	mg/L	<1.0	<1.0		
Total Organic Carbon	mg/L	<1.0	<1.0		
Total Organic Carbon	mg/L	<1.0	<1.0		
Total Organic Carbon	mg/L	<1.0	<1.0		
Total Organic Carbon	mg/L	<1.0	<1.0		

Results presented on this page are in the units indicated by the "Units" column except where an alternate unit is presented to the right of the result.

This report shall not be reproduced, except in full,
without the written consent of Pace Analytical Services, LLC.

Pace Analytical Services, LLC
575 Broad Hollow Road
Melville, NY 11747
516-370-6000

QUALIFIERS

Project: OPERATIONAL WELLS 11/12
Pace Project No.: 70321807

DEFINITIONS

DF - Dilution Factor, if reported, represents the factor applied to the reported data due to dilution of the sample aliquot.

ND - Not Detected at or above adjusted reporting limit.

TNTC - Too Numerous To Count

J - Estimated concentration above the adjusted method detection limit and below the adjusted reporting limit.

MDL - Adjusted Method Detection Limit.

PQL - Practical Quantitation Limit.

RL - Reporting Limit - The lowest concentration value that meets project requirements for quantitative data with known precision and bias for a specific analyte in a specific matrix.

S - Surrogate

1,2-Diphenylhydrazine decomposes to and cannot be separated from Azobenzene using Method 8270. The result for each analyte is a combined concentration.

Consistent with EPA guidelines, unrounded data are displayed and have been used to calculate % recovery and RPD values.

LCS(D) - Laboratory Control Sample (Duplicate)

MS(D) - Matrix Spike (Duplicate)

DUP - Sample Duplicate

RPD - Relative Percent Difference

NC - Not Calculable.

SG - Silica Gel - Clean-Up

U - Indicates the compound was analyzed for, but not detected.

N-Nitrosodiphenylamine decomposes and cannot be separated from Diphenylamine using Method 8270. The result reported for each analyte is a combined concentration.

Reported results are not rounded until the final step prior to reporting. Therefore, calculated parameters that are typically reported as "Total" may vary slightly from the sum of the reported component parameters.

Pace Analytical is TNI accredited. Contact your Pace PM for the current list of accredited analytes.

TNI - The NELAC Institute.

BATCH QUALIFIERS

Batch: 370788

[1] The post digestion spike for sample 70320854008 (PDS 1938809) did not meet acceptance criteria for Silver, Calcium, Magnesium and Sodium.

[2] The serial dilution for sample 70320854008 (SD 1938810) did not meet acceptance criteria for Boron.

Batch: 370833

[1] The post digestion spike for sample 70321373007 (PDS 1939254) did not meet acceptance criteria for Silver and Sodium.

[2] The serial dilution for sample 70321373007 (SD 1939255) did not meet acceptance criteria for Aluminum.

ANALYTE QUALIFIERS

M1 Matrix spike recovery exceeded QC limits. Batch accepted based on laboratory control sample (LCS) recovery.

This report shall not be reproduced, except in full,
without the written consent of Pace Analytical Services, LLC.

Pace Analytical Services, LLC
575 Broad Hollow Road
Melville, NY 11747
516-370-6000

QUALITY CONTROL DATA CROSS REFERENCE TABLE

Project: OPERATIONAL WELLS 11/12
Pace Project No.: 70321807

Lab ID	Sample ID	QC Batch Method	QC Batch	Analytical Method	Analytical Batch
70321807001	**MW-1**		372350		
70321807002	**MW-8D**		372350		
70321807003	**MW-10D**		372350		
70321807001	**MW-1**	SM22 2340B	371276		
70321807002	**MW-8D**	SM22 2340B	371276		
70321807003	**MW-10D**	SM22 2340B	371276		
70321807001	**MW-1**	EPA 3005A	370750	EPA 6010D	370788
70321807002	**MW-8D**	EPA 3005A	370750	EPA 6010D	370788
70321807003	**MW-10D**	EPA 3005A	370780	EPA 6010D	370833
70321807001	**MW-1**	EPA 7470A	371488	EPA 7470A	371537
70321807002	**MW-8D**	EPA 7470A	371488	EPA 7470A	371537
70321807003	**MW-10D**	EPA 7470A	371488	EPA 7470A	371537
70321807001	**MW-1**	EPA 180.1	370722		
70321807002	**MW-8D**	EPA 180.1	370722		
70321807003	**MW-10D**	EPA 180.1	370722		
70321807001	**MW-1**	SM22 2320B	372579		
70321807002	**MW-8D**	SM22 2320B	372579		
70321807003	**MW-10D**	SM22 2320B	372579		
70321807001	**MW-1**	SM22 2510B	371289		
70321807002	**MW-8D**	SM22 2510B	371289		
70321807003	**MW-10D**	SM22 2510B	371289		
70321807001	**MW-1**	SM22 2540C	371337		
70321807002	**MW-8D**	SM22 2540C	371337		
70321807003	**MW-10D**	SM22 2540C	371337		
70321807001	**MW-1**	EPA 410.4	371235	EPA 410.4	371238
70321807002	**MW-8D**	EPA 410.4	371235	EPA 410.4	371238
70321807003	**MW-10D**	EPA 410.4	371235	EPA 410.4	371238
70321807001	**MW-1**	SM22 5210B	370635	SM22 5210B	371794
70321807002	**MW-8D**	SM22 5210B	370635	SM22 5210B	371794
70321807003	**MW-10D**	SM22 5210B	370635	SM22 5210B	371794
70321807001	**MW-1**	EPA 300.0	372447		
70321807002	**MW-8D**	EPA 300.0	372447		
70321807003	**MW-10D**	EPA 300.0	372450		
70321807001	**MW-1**	EPA 351.2	370736	EPA 351.2	370739
70321807002	**MW-8D**	EPA 351.2	370736	EPA 351.2	370739
70321807003	**MW-10D**	EPA 351.2	370736	EPA 351.2	370739
70321807001	**MW-1**	EPA 353.2	371379		
70321807002	**MW-8D**	EPA 353.2	371379		
70321807003	**MW-10D**	EPA 353.2	371379		
70321807001	**MW-1**	SM22 4500 NH3 H	371294		
70321807002	**MW-8D**	SM22 4500 NH3 H	371294		

This report shall not be reproduced, except in full,
without the written consent of Pace Analytical Services, LLC.

Pace Analytical Services, LLC
575 Broad Hollow Road
Melville, NY 11747
516-370-6000

QUALITY CONTROL DATA CROSS REFERENCE TABLE

Project: OPERATIONAL WELLS 11/12
Pace Project No.: 70321807

Lab ID	Sample ID	QC Batch Method	QC Batch	Analytical Method	Analytical Batch
70321807003	**MW-10D**	SM22 4500 NH3 H	371294		
70321807001	**MW-1**	EPA 9060A	371268		
70321807002	**MW-8D**	EPA 9060A	371268		
70321807003	**MW-10D**	EPA 9060A	371268		

This report shall not be reproduced, except in full,
without the written consent of Pace Analytical Services, LLC.

CHAIN-OF-CUSTODY Analytical Request Document

Pace Analytical®

Chain-of-Custody is a LEGAL DOCUMENT- Complete all relevant fields

LAB USE ONLY- A... r MTJL Log-

WO# : 70321807

70321807

ALL S...

Company: Al Turi Landfill

Billing Information: TJ Milo, 306 Fayette Avenue Reality, 566 Westchester Ave. Rye Brook, NY 10573

Address: 73 Hartley Road Goshen, NY 10924

Report To: TJ Milo

Email To:

Copy To:

Site Collection Info/Address:

Customer Project Name/Number: Operational Wells

State NY County/City Time Zone Collected EST

Phone: 914-907-2385
Fax:

Site/Facility ID #

Compliance Monitoring? [ ] Yes [ ] No

Collected by (print): ~~Dan Sumnin PACE~~ Matt Broker (PACE)

Purchase Order #

DW PWS ID #:

Quote #

DW Location Code #:

Collected by (signature):

Turnaround Date Required: _____Standard_____

Immediately Packed on Ice? [ ] Yes [ ] No

Sample Disposal:
[ ] Dispose as appropriate [ ] Return
[ ] Archive _____
[ ] Hold _____

RUSH:
Same Day Next Day 2 Day 3 Day 4 Day 5 Day
(Expedite Charges Apply)

Field Filtered (if applicable): [ ] Yes [ ] No

Analysis: _____

Lab Project Manager: Jen Aracri

Container Preservative Type **									
2	2	2	U	U	1				

** Preservative Types: (1) nitric acid, (2) sulfuric acid, (3) hydrochloric acid, (4) sodium hydroxide, (5) zinc acetate, (6) methanol, (7) sodium bisulfate, (8) sodium thiosulfate, (9) hexane, (A) ascorbic acid, (B) ammonium sulfate, (C) ammonium hydroxide, (D) TSP, (U) Unpreserved, (O) Other _____

* Matrix Codes (Insert in Matrix box below): Drinking Water (DW), Ground Water (GW), Wastewater (WW), Product (P), Soil/Solid (SL), Oil (OL), Wipe (WP), Air (AR), Tissue (TS), Bioassay (B), Vapor (V), Other (OT)

Customer Sample ID	Matrix*	Comp/ Grab	Collected (or Composite Start) Date	Collected (or Composite Start) Time	Composite End Date	Composite End Time	Res Cl	# of Ctns	NH3, TKN, COD	TOC	TOTAL PHENOLS	ALKALINITY	TDS,CL,NO3,SO4,BROMIDE,BOD5	T-AS,CA,CD,FE,MN,MG,PB,K,NA+CALC HARDNESS	PH,EH,TEMP,TURBIDITY,CONDUCTIVITY			
MW-1	GW	G	11/12/24	1105				8	x	x	x	x	x	x	x			
~~MW-3A~~	~~GW~~	~~G~~						~~8~~	~~x~~	~~x~~	~~x~~	~~x~~	~~x~~	~~x~~	~~x~~			
MW-8D	GW	G	11/12/24	1125				8	x	x	x	x	x	x	x			
MW-10D	GW	G	11/12/24	1115				8	x	x	x	x	x	x	x			
~~MW-7S~~	~~GW~~	~~G~~						~~8~~	~~x~~	~~x~~	~~x~~	~~x~~	~~x~~	~~x~~	~~x~~			
~~MW-8DA~~	~~GW~~	~~G~~						~~8~~	~~x~~	~~x~~	~~x~~	~~x~~	~~x~~	~~x~~	~~x~~			
~~MW-6S~~	~~GW~~	~~G~~						~~8~~	~~x~~	~~x~~	~~x~~	~~x~~	~~x~~	~~x~~	~~x~~			
~~MW-17D~~	~~GW~~	~~G~~						~~8~~	~~x~~	~~x~~	~~x~~	~~x~~	~~x~~	~~x~~	~~x~~			
~~MW-17S~~	~~GW~~	~~G~~						~~8~~	~~x~~	~~x~~	~~x~~	~~x~~	~~x~~	~~x~~	~~x~~			
~~MW-5D MS/MSD~~	~~GW~~	~~G~~						~~14~~	~~x~~	~~x~~	~~x~~	~~x~~	~~x~~	~~x~~	~~x~~			
~~MW-5S~~	~~GW~~	~~G~~						~~8~~	~~x~~	~~x~~	~~x~~	~~x~~	~~x~~	~~x~~	~~x~~			
~~MW-27D~~	~~GW~~	~~G~~						~~8~~	~~x~~	~~x~~	~~x~~	~~x~~	~~x~~	~~x~~	~~x~~			

LAB Profile/Line:

LAB Sample Receipt Checklist:

Custody Seals Present/Intact	✓	N	NA
Custody Signatures Present	✓	N	NA
Collector Signature Present	✓	N	NA
Bottles Intact	✓	N	NA
Correct Bottles	✓	N	NA
Sufficient Volume	✓	N	NA
Samples received on ice	✓	N	NA
VOA - Headspace Acceptable	Y	N	✓
USDA Regulated Soils	Y	N	✓
Samples in holding time	✓	N	NA
Residual Chlorine Present	Y	N	✓
Cl Strips: _____			
Sample pH Acceptable	✓	N	NA
pH Strips: 213624			
Sulfide Present	Y	N	✓
Lead Acetate Strips: _____			

↓ LAB USE ONLY: ↓
Lab Sample # / Comments

Customer Remarks/ Special Conditions/ Possible Hazards: Part 360 1993 Routines ASP A

Type of Ice Used: Wet [✓] Blue [ ] Dry [ ] None [ ]

SHORT HOLDS PRESENT (< 72 hours): ✓ Y N N/A

Packing Material Used: Ziploc

LAB Tracking #:

Radchem sample(s) screened: (<500 cpm): [ ] Y [ ] N [✓] NA

Samples received via: FEDEX [ ] UPS [ ] Client [✓] Courier [ ] Pace Courier [ ]

MTJL LAB USE ONLY

Table #: _____
ACCT #: _____
Template: _____
Prelogin: _____
PM: _____
PB: _____

LAB Sample Temperature Info:

Temp Blank received: Y ✓N NA
Therm ID #: TH211
Cooler 1 Temp Upon Receipt 2.6 oC
Cooler 1 Therm Corr. Factor +0.3 oC
Cooler 1 Corrected Temp 2.9 oC
Comments: _____

Trip Blank Received: Y N ✓N/A
HCL MeOH TSP Other

NonConformance(s) YES / NO

Page _____ of _____

Relinquished by/Company : (Signature)	Date/Time:	Received by/Company : (Signature)	Date/Time:
PACE	11/12/24 1630	PACE	11/12/24
PACE	11/13/24	Paul Fiore - Pace	11/13 4:00
Paul Fiore	11/13 8:00	ASF PACE	11/13/24 8:00

F-ALL-C-010-rev.00, 05Jul2018

PACE Analytical Services, Inc. Ground water Field Log

Client: **Al Turi Landfill**

Project: **Operational Wells**

Well ID.: **W-1**

PACE ID

Condition of Well: Good

Locked: yes

Method of Evacuation: Bailer

Lock ID:

Method of Sampling: Bailer

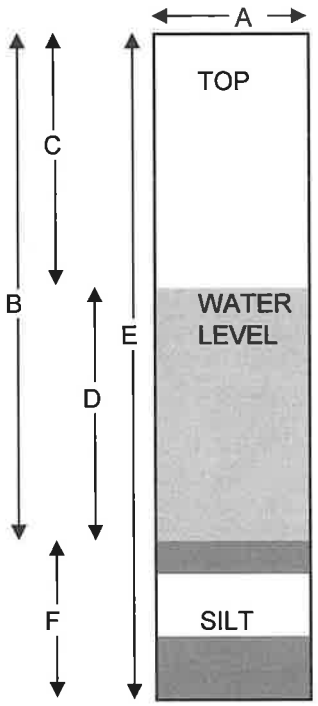

A.	Diameter of Well	6	inches
B.	Well Depth Measured	41.45	feet
C.	Depth to Water	30.18	feet
D.	Length of Water Column (calculated)	11.27	feet
	Conversion Factor	1.47	------
	Well Volume (calculated)	16.57	gallons
	No. of Volumes to be Evacuated	3	------
	Total Volume to be Evacuated	49.7	gallons
	Actual Volume Evacuated	25.0	gallons
E.	Installed Well Depth (if known)	N/A	feet
F.	Depth of Silt (calculated	N/A	feet

Field Measurements	Initial Evacuation	Final Sampling	
Date	11/11/24	11/12/24	
Time	12:20	11:05	
EH	-38	-84	mV
Temperature	13.8	11.3	C
pH	6.47	6.58	SU
Specific Cond.	1429	1453	uS
Turbidity	44.4	51.7	NTU
Dissolved Oxygen	N/A	N/A	
Appearance	cloudy	cloudy	

% Recharge:

Initial Depth to Water	30.18	feet
Recharge Depth to Water	30.15	feet
2nd water column height		%
1st water column height		

Elevation(Top of Casing)	N/A	feet
G.W. Elevation=	N/A	feet

G.W.Elevation =Top of Case Elev-Total Depth

Weather: 17C sunny, windy

Observations: sample cloudy with slight odor

Sampler: Matt Broker

Signature:

1

PACE Analytical Services, Inc. Ground water Field Log

Client: **Al Turi Landfill**

Project: **Operational Wells**

Well ID.: **W-8D**

PACE ID

Condition of Well: Good

Locked: yes

Method of Evacuation: Bailer

Lock ID:

Method of Sampling: Bailer

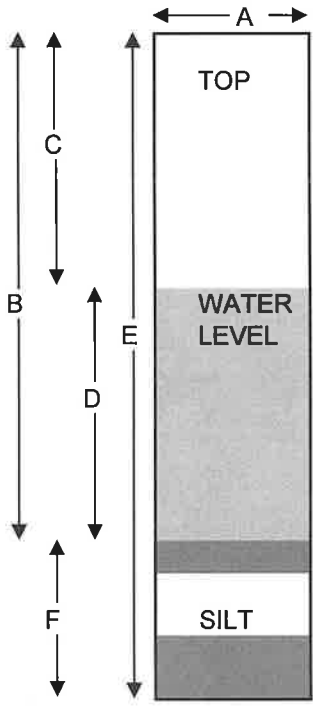

A.	Diameter of Well	2	inches
B.	Well Depth Measured	85.12	feet
C.	Depth to Water	76.15	feet
D.	Length of Water Column (calculated)	8.97	feet
	Conversion Factor	0.16	------
	Well Volume (calculated)	1.44	gallons
	No. of Volumes to be Evacuated	3	------
	Total Volume to be Evacuated	4.32	gallons
	Actual Volume Evacuated	5.0	gallons
E.	Installed Well Depth (if known)	N/A	feet
F.	Depth of Silt (calculated	N/A	feet

Field Measurements	Initial Evacuation	Final Sampling	
Date	11/111	11/12/24	
Time	13:15	11:25	
EH	107	68	mV
Temperature	16.1	11.4	C
pH	7.20	7.02	SU
Specific Cond.	540.7	560.2	uS
Turbidity	7.01	2.77	NTU
Dissolved Oxygen	N/A	N/A	
Appearance	clear	clear	

% Recharge:

Initial Depth to Water 76.15 feet

Recharge Depth to Water 76.45 feet

2nd water column height %

1st water column height

Elevation(Top of Casing) N/A feet

G.W. Elevation= N/A feet

G.W.Elevation =Top of Case Elev-Total Depth

Weather: 17C sunny windy

Observations: sample clear

Sampler: Matt Broker

Signature:

1

PACE Analytical Services, Inc. Ground water Field Log

Client: **Al Turi Landfill**

Project: **Operational Wells**

Well ID.: **W-10D**

PACE ID

Condition of Well: Good

Locked: yes

Method of Evacuation: Bailer

Lock ID:

Method of Sampling: Bailer

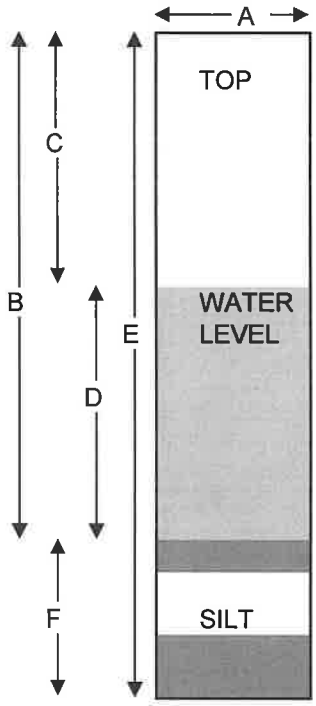

A.	Diameter of Well	2	inches
B.	Well Depth Measured	81.72	feet
C.	Depth to Water	61.10	feet
D.	Length of Water Column (calculated)	20.62	feet
	Conversion Factor	0.16	------
	Well Volume (calculated)	3.30	gallons
	No. of Volumes to be Evacuated	3	------
	Total Volume to be Evacuated	9.90	gallons
	Actual Volume Evacuated	10.0	gallons
E.	Installed Well Depth (if known)	N/A	feet
F.	Depth of Silt (calculated	N/A	feet

Field Measurements	Initial Evacuation	Final Sampling	
Date	11/11/24	11/12/24	
Time	12:45	11:15	
EH	-20	-10	mV
Temperature	12.7	9.5	C
pH	6.79	6.90	SU
Specific Cond.	1084	1131	uS
Turbidity	4.12	3.46	NTU
Dissolved Oxygen	N/A	N/A	
Appearance	clear	clear	

% Recharge:

Initial Depth to Water	61.10	feet
Recharge Depth to Water	62.05	feet
2nd water column height		%
1st water column height		

Elevation(Top of Casing)	N/A	feet
G.W. Elevation=	N/A	feet

G.W.Elevation =Top of Case Elev-Total Depth

Weather: 17C sunny windy

Observations: sample clear with sulfur odor

Sampler: Matt Broker

Signature:

1

Microbac Laboratories Inc., - Marietta, OH

CERTIFICATE OF ANALYSIS

M4K1046

Project Description

70321807

For:

Avida Sharma

Pace Analytical Melville

575 Broad Hollow RD

Melville, NY 11747

Customer Relationship Coordinator

Jacqueline Parsons

Monday, December 2, 2024

Please find enclosed the analytical results for the samples you submitted to Microbac Laboratories. Review and compilation of your report was completed by Microbac Laboratories Inc., - Marietta, OH. If you have any questions, comments, or require further assistance regarding this report, please contact your service representative listed above.

I certify that all test results meet all of the requirements of the accrediting authority listed within this report. Analytical results are reported on a 'as received' basis unless specified otherwise. Analytical results for solids with units ending in (dry) are reported on a dry weight basis. A statement of uncertainty for each analysis is available upon request. This laboratory report shall not be reproduced, except in full, without the written approval of Microbac Laboratories. The reported results are related only to the samples analyzed as received.

Microbac Laboratories Inc., - Marietta, OH

CERTIFICATE OF ANALYSIS

M4K1046

Pace Analytical Melville

Avida Sharma
575 Broad Hollow RD
Melville, NY 11747

Project Name: 70321807

Project / PO Number: 70321807 KMM
Received: 11/15/2024
Reported: 12/02/2024

Sample Summary Report

Sample Name	Laboratory ID	Client Matrix	Sample Type	Sample Begin	Sample Taken	Lab Received
MW-1	M4K1046-01	Aqueous			11/12/24 11:05	11/15/24 10:45
MW-8D	M4K1046-02	Aqueous			11/12/24 11:25	11/15/24 10:45
MW-10D	M4K1046-03	Aqueous			11/12/24 11:15	11/15/24 10:45

CERTIFICATE OF ANALYSIS

M4K1046

Analytical Testing Parameters

Client Sample ID: MW-1
Sample Matrix: Aqueous
Lab Sample ID: M4K1046-01 **Collection Date:** 11/12/2024 11:05

Inorganics Total	Result	RL	Units	DF	Note	Prepared	Analyzed	Analyst
EPA 420.1								
Phenolics, Total	<0.0100	0.0100	mg/L	1		11/20/24 1106	11/20/24 1909	APH

Client Sample ID: MW-8D
Sample Matrix: Aqueous
Lab Sample ID: M4K1046-02 **Collection Date:** 11/12/2024 11:25

Inorganics Total	Result	RL	Units	DF	Note	Prepared	Analyzed	Analyst
EPA 420.1								
Phenolics, Total	<0.0200	0.0200	mg/L	1		11/27/24 1448	11/29/24 1500	TTB

Client Sample ID: MW-10D
Sample Matrix: Aqueous
Lab Sample ID: M4K1046-03 **Collection Date:** 11/12/2024 11:15

Inorganics Total	Result	RL	Units	DF	Note	Prepared	Analyzed	Analyst
EPA 420.1								
Phenolics, Total	<0.0200	0.0200	mg/L	1		11/25/24 0847	11/26/24 1255	TTB

Definitions

DF: Dilution Factor representing the amount the sample was diluted during analysis and may not represent preparation factors.
MDL: Minimum Detection Limit
mg/L: Milligrams per Liter
RL: Reporting Limit

Cooler Receipt Log

Cooler ID: Default Cooler Temp: 3.6°C

Cooler Inspection Checklist

Ice Present or not required?	Yes	Shipping containers sealed or not required?	Yes
Custody seals intact or not required?	Yes	Chain of Custody (COC) Present?	Yes
COC includes customer information?	Yes	Relinquished and received signature on COC?	Yes
Sample collector identified on COC?	Yes	Sample type identified on COC?	Yes
Correct type of Containers Received	Yes	Correct number of containers listed on COC?	Yes
Containers Intact?	Yes	COC includes requested analyses?	Yes
Enough sample volume for indicated tests received?	Yes	Sample labels match COC (Name, Date & Time?)	Yes
Samples arrived within hold time?	Yes	Correct preservatives on COC or not required?	Yes
Chemical preservations checked or not required?	Yes	Preservation checks meet method requirements?	Yes
VOA vials have zero headspace, or not recd.?	Yes		

Project Requested Certification(s)

Microbac Laboratories Inc., - Marietta, OH	
10861	NY State Department of Health

Report Comments

Samples were received in proper condition and the reported results conform to applicable accreditation standard unless otherwise noted.

The data and information on this, and other accompanying documents, represents only the sample(s) analyzed. This report is incomplete unless all pages indicated in the footnote are present and an authorized signature is included. ***The services were provided under and subject to Microbac's standard terms and conditions which can be located and reviewed at <https://www.microbac.com/standard-terms-conditions>.***

Reviewed and Approved By:

Jacqueline Parsons
Customer Relationship Coordinator
Reported: 12/02/2024 16:17

Chain of Custody

PASI New York Laboratory

Pace

Workorder: 70321807 **Workorder Name:** OPERATIONAL WELLS 11/12 **Results Requested By:** 11/27/2024

Report / Invoice To

Kimberley M. Mack
Pace Analytical Melville
575 Broad Hollow Road
Melville, NY 11747
Phone 516-370-6052
Email: kimberley.mack@pacelabs.com

Subcontract To

MICROBAC
158 Starlite Drive
Marietta, OH 45750

P.O. 70321807 KMM

Send Invoice To: invoices@pacelabs.coupahost.com
State of Sample Origin: NY

Item	Sample ID	Collect Date/Time	Lab ID	Matrix	Preserved Containers: H2SO4						Requested Analysis: PHENOLS												LAB USE ONLY
1	MW-1	11/12/2024 11:05	70321807001	Water							X												
2	MW-8D	11/12/2024 11:25	70321807002	Water							X												
3	MW-10D	11/12/2024 11:15	70321807003	Water							X												
4																							
5																							

Transfers	Released By	Date/Time	Received By	Date/Time
1	P-LI 11/14	124, 12:6		
2				
3			Stephanie Murphy	11/15/24 1045

Comments

Cooler Temperature on Receipt 3.6 °C N | **Custody Seal** Y or N | **Received on Ice** Y or N | **Samples Intact** Y or N

M4K1046

Pace Analytical - Melville, NY
Rec'd: 11/15/2024 10:45
By: Stephanie Murphy Temp: 3.6 (Signature)

MICROBAC®

Work Order # M4K1046

COOLER TEMP >6° C LOG

SAMPLE ID	Bottle 1 °C	Bottle 2 °C	Bottle 3 °C	Bottle 4 °C	Bottle 5 °C	Bottle 6 °C

11/15/24 Sm

pH Lot # HC441447

pH Exceptions

SAMPLE ID	Bottle 1	Bottle 2	Bottle 3	Bottle 4	Bottle 5	Bottle 6

11/15/24 Sm

PRESERVATIVE EXCEPTIONS

✓ NONE

__ AS NOTED

11/15/24 Sm

Document Control # 1957
Last 04-10-2019

Issued to: Document Master File

Pace Analytical Services, LLC
575 Broad Hollow Road
Melville, NY 11747
516-370-6000

December 05, 2024

TJ Milo
Al Turi Landfill
73 Hartley Road
Goshen, NY 10924

RE: Project: OPERATIONAL WELLS 11/13
Pace Project No.: 70322186

Dear TJ Milo:

Enclosed are the analytical results for sample(s) received by the laboratory on November 14, 2024. The results relate only to the samples included in this report. Results reported herein conform to the applicable TNI/NELAC Standards and the laboratory's Quality Manual, where applicable, unless otherwise noted in the body of the report.

Some analyses were subcontracted outside of the Pace Network. The test report from the external subcontractor is attached to this report in its entirety.

The test results provided in this final report were generated by each of the following laboratories within the Pace Network:

- Pace Analytical Services - Melville

If you have any questions concerning this report, please feel free to contact me.

Sincerely,

Kimberley Mack

Kimberley M. Mack
kimberley.mack@pacelabs.com
516-370-6052
Project Manager

Enclosures

cc: Marc Colantuono
Diane Conroy, Tetra Tech

This report shall not be reproduced, except in full,
without the written consent of Pace Analytical Services, LLC.

Pace Analytical Services, LLC
575 Broad Hollow Road
Melville, NY 11747
516-370-6000

CERTIFICATIONS

Project:	OPERATIONAL WELLS 11/13
Pace Project No.:	70322186

Pace Analytical Services, LLC - Melville, NY

575 Broad Hollow Rd, Melville, NY 11747
Connecticut Certification #: PH-0435
Delaware Certification # NY 10478
Maryland Certification #: 208
Massachusetts Certification #: M-NY026
New Hampshire Certification #: 2987
New Jersey Certification #: NY158
New York Certification #: 10478 Primary Accrediting Body
Pennsylvania Certification #: 68-00350
Rhode Island Certification #: LAO00340
Texas Certification #: T104704582
Florida Certification #: E871198

This report shall not be reproduced, except in full,
without the written consent of Pace Analytical Services, LLC.

Pace Analytical Services, LLC
575 Broad Hollow Road
Melville, NY 11747
516-370-6000

ANALYTICAL RESULTS

Project: OPERATIONAL WELLS 11/13
Pace Project No.: 70322186

Sample: MW-3A **Lab ID: 70322186001** Collected: 11/13/24 10:50 Received: 11/14/24 08:00 Matrix: Water

Parameters	Results	Units	Report Limit	DF	Prepared	Analyzed	CAS No.	Qual
2340B Hardness, Total (Calc.)	Analytical Method: SM22 2340B Pace Analytical Services - Melville							
Tot Hardness asCaCO3 (SM 2340B	**311000**	ug/L	830	1		11/19/24 15:39		
6010D MET ICP	Analytical Method: EPA 6010D Preparation Method: EPA 3005A Pace Analytical Services - Melville							
Arsenic	**<10.0**	ug/L	10.0	1	11/19/24 10:10	11/19/24 15:39	7440-38-2	
Cadmium	**<2.5**	ug/L	2.5	1	11/19/24 10:10	11/19/24 15:39	7440-43-9	
Calcium	**87500**	ug/L	200	1	11/19/24 10:10	11/19/24 15:39	7440-70-2	
Iron	**4590**	ug/L	100	1	11/19/24 10:10	11/19/24 15:39	7439-89-6	
Lead	**<5.0**	ug/L	5.0	1	11/19/24 10:10	11/19/24 15:39	7439-92-1	
Magnesium	**22500**	ug/L	200	1	11/19/24 10:10	11/19/24 15:39	7439-95-4	
Manganese	**567**	ug/L	10.0	1	11/19/24 10:10	11/19/24 15:39	7439-96-5	
Potassium	**<5000**	ug/L	5000	1	11/19/24 10:10	11/19/24 15:39	7440-09-7	
Sodium	**18500**	ug/L	5000	1	11/19/24 10:10	11/19/24 15:39	7440-23-5	
7470 Mercury	Analytical Method: EPA 7470A Preparation Method: EPA 7470A Pace Analytical Services - Melville							
Mercury	**<0.20**	ug/L	0.20	1	11/19/24 07:22	11/19/24 15:39	7439-97-6	
180.1 Turbidity	Analytical Method: EPA 180.1 Pace Analytical Services - Melville							
Turbidity	**65.0**	NTU	2.0	2		11/14/24 20:56		
2320B Alkalinity	Analytical Method: SM22 2320B Pace Analytical Services - Melville							
Alkalinity, Total as CaCO3	**238**	mg/L	1.0	1		11/27/24 10:48		
2510B Specific Conductance	Analytical Method: SM22 2510B Pace Analytical Services - Melville							
Specific Conductance	**613**	umhos/cm	1.0	1		11/18/24 13:37		
2540C Total Dissolved Solids	Analytical Method: SM22 2540C Pace Analytical Services - Melville							
Total Dissolved Solids	**344**	mg/L	25.0	1		11/19/24 14:27		
410.4 COD	Analytical Method: EPA 410.4 Preparation Method: EPA 410.4 Pace Analytical Services - Melville							
Chemical Oxygen Demand	**29.2**	mg/L	10.0	1	11/19/24 03:22	11/19/24 05:40		
5210B BOD, 5 day	Analytical Method: SM22 5210B Preparation Method: SM22 5210B Pace Analytical Services - Melville							
BOD, 5 day	**<2.0**	mg/L	2.0	1	11/14/24 16:15	11/19/24 11:41		

This report shall not be reproduced, except in full,
without the written consent of Pace Analytical Services, LLC.

Pace Analytical Services, LLC
575 Broad Hollow Road
Melville, NY 11747
516-370-6000

ANALYTICAL RESULTS

Project: OPERATIONAL WELLS 11/13
Pace Project No.: 70322186

Sample: MW-3A **Lab ID: 70322186001** Collected: 11/13/24 10:50 Received: 11/14/24 08:00 Matrix: Water

Parameters	Results	Units	Report Limit	DF	Prepared	Analyzed	CAS No.	Qual
300.0 IC Anions 28 Days	Analytical Method: EPA 300.0							
	Pace Analytical Services - Melville							
Bromide	**<0.50**	mg/L	0.50	1		11/26/24 21:49	24959-67-9	
Chloride	**26.3**	mg/L	2.0	1		11/26/24 21:49	16887-00-6	
Sulfate	**43.9**	mg/L	5.0	1		11/26/24 21:49	14808-79-8	
351.2 Total Kjeldahl Nitrogen	Analytical Method: EPA 351.2 Preparation Method: EPA 351.2							
	Pace Analytical Services - Melville							
Nitrogen, Kjeldahl, Total	**0.69**	mg/L	0.10	1	11/15/24 03:00	11/15/24 11:22	7727-37-9	
353.2 Nitrogen, NO2/NO3 unpres	Analytical Method: EPA 353.2							
	Pace Analytical Services - Melville							
Nitrate as N	**0.075**	mg/L	0.050	1		11/15/24 03:23	14797-55-8	
Nitrate-Nitrite (as N)	**0.081**	mg/L	0.050	1		11/15/24 03:23	7727-37-9	
353.2 Nitrogen, NO2	Analytical Method: EPA 353.2							
	Pace Analytical Services - Melville							
Nitrite as N	**<0.050**	mg/L	0.050	1		11/15/24 00:52	14797-65-0	
4500 Ammonia Water	Analytical Method: SM22 4500 NH3 H							
	Pace Analytical Services - Melville							
Nitrogen, Ammonia	**<0.10**	mg/L	0.10	1		11/19/24 13:25	7664-41-7	
9060A TOC as NPOC	Analytical Method: EPA 9060A							
	Pace Analytical Services - Melville							
Total Organic Carbon	**<1.0**	mg/L	1.0	1		11/18/24 18:48	7440-44-0	
Total Organic Carbon	**<1.0**	mg/L	1.0	1		11/18/24 18:48	7440-44-0	
Total Organic Carbon	**<1.0**	mg/L	1.0	1		11/18/24 18:48	7440-44-0	
Total Organic Carbon	**<1.0**	mg/L	1.0	1		11/18/24 18:48	7440-44-0	
Mean Total Organic Carbon	**<1.0**	mg/L	1.0	1		11/18/24 18:48	7440-44-0	

This report shall not be reproduced, except in full,
without the written consent of Pace Analytical Services, LLC.

Pace Analytical Services, LLC
575 Broad Hollow Road
Melville, NY 11747
516-370-6000

ANALYTICAL RESULTS

Project: OPERATIONAL WELLS 11/13
Pace Project No.: 70322186

Sample: MW-5D MS/MSD **Lab ID: 70322186002** Collected: 11/13/24 12:05 Received: 11/14/24 08:00 Matrix: Water

Parameters	Results	Units	Report Limit	DF	Prepared	Analyzed	CAS No.	Qual
2340B Hardness, Total (Calc.)	Analytical Method: SM22 2340B Pace Analytical Services - Melville							
Tot Hardness asCaCO3 (SM 2340B	**126000**	ug/L	830	1		11/19/24 15:41		
6010D MET ICP	Analytical Method: EPA 6010D Preparation Method: EPA 3005A Pace Analytical Services - Melville							
Arsenic	**<10.0**	ug/L	10.0	1	11/19/24 10:10	11/19/24 15:41	7440-38-2	
Cadmium	**<2.5**	ug/L	2.5	1	11/19/24 10:10	11/19/24 15:41	7440-43-9	
Calcium	**35500**	ug/L	200	1	11/19/24 10:10	11/19/24 15:41	7440-70-2	
Iron	**314**	ug/L	100	1	11/19/24 10:10	11/19/24 15:41	7439-89-6	
Lead	**<5.0**	ug/L	5.0	1	11/19/24 10:10	11/19/24 15:41	7439-92-1	
Magnesium	**8960**	ug/L	200	1	11/19/24 10:10	11/19/24 15:41	7439-95-4	
Manganese	**37.3**	ug/L	10.0	1	11/19/24 10:10	11/19/24 15:41	7439-96-5	
Potassium	**<5000**	ug/L	5000	1	11/19/24 10:10	11/19/24 15:41	7440-09-7	
Sodium	**7910**	ug/L	5000	1	11/19/24 10:10	11/19/24 15:41	7440-23-5	
7470 Mercury	Analytical Method: EPA 7470A Preparation Method: EPA 7470A Pace Analytical Services - Melville							
Mercury	**<0.20**	ug/L	0.20	1	11/19/24 07:22	11/19/24 15:40	7439-97-6	
180.1 Turbidity	Analytical Method: EPA 180.1 Pace Analytical Services - Melville							
Turbidity	**20.0**	NTU	1.0	1		11/14/24 20:57		
2320B Alkalinity	Analytical Method: SM22 2320B Pace Analytical Services - Melville							
Alkalinity, Total as CaCO3	**122**	mg/L	1.0	1		11/27/24 10:56		
2510B Specific Conductance	Analytical Method: SM22 2510B Pace Analytical Services - Melville							
Specific Conductance	**275**	umhos/cm	1.0	1		11/18/24 13:39		
2540C Total Dissolved Solids	Analytical Method: SM22 2540C Pace Analytical Services - Melville							
Total Dissolved Solids	**146**	mg/L	25.0	1		11/19/24 14:27		
410.4 COD	Analytical Method: EPA 410.4 Preparation Method: EPA 410.4 Pace Analytical Services - Melville							
Chemical Oxygen Demand	**29.2**	mg/L	10.0	1	11/19/24 03:22	11/19/24 05:41		
5210B BOD, 5 day	Analytical Method: SM22 5210B Preparation Method: SM22 5210B Pace Analytical Services - Melville							
BOD, 5 day	**<2.0**	mg/L	2.0	1	11/14/24 16:19	11/19/24 11:43		

This report shall not be reproduced, except in full,
without the written consent of Pace Analytical Services, LLC.

Pace Analytical Services, LLC
575 Broad Hollow Road
Melville, NY 11747
516-370-6000

ANALYTICAL RESULTS

Project: OPERATIONAL WELLS 11/13
Pace Project No.: 70322186

Sample: MW-5D MS/MSD **Lab ID: 70322186002** Collected: 11/13/24 12:05 Received: 11/14/24 08:00 Matrix: Water

Parameters	Results	Units	Report Limit	DF	Prepared	Analyzed	CAS No.	Qual
300.0 IC Anions 28 Days	Analytical Method: EPA 300.0							
	Pace Analytical Services - Melville							
Bromide	**<0.50**	mg/L	0.50	1		11/26/24 22:06	24959-67-9	M1
Chloride	**2.9**	mg/L	2.0	1		11/26/24 22:06	16887-00-6	
Sulfate	**18.8**	mg/L	5.0	1		11/26/24 22:06	14808-79-8	
351.2 Total Kjeldahl Nitrogen	Analytical Method: EPA 351.2 Preparation Method: EPA 351.2							
	Pace Analytical Services - Melville							
Nitrogen, Kjeldahl, Total	**0.45**	mg/L	0.10	1	11/15/24 03:00	11/15/24 11:22	7727-37-9	
353.2 Nitrogen, NO2/NO3 unpres	Analytical Method: EPA 353.2							
	Pace Analytical Services - Melville							
Nitrate as N	**0.091**	mg/L	0.050	1		11/15/24 03:54	14797-55-8	
Nitrate-Nitrite (as N)	**0.091**	mg/L	0.050	1		11/15/24 03:54	7727-37-9	
353.2 Nitrogen, NO2	Analytical Method: EPA 353.2							
	Pace Analytical Services - Melville							
Nitrite as N	**<0.050**	mg/L	0.050	1		11/15/24 01:23	14797-65-0	
4500 Ammonia Water	Analytical Method: SM22 4500 NH3 H							
	Pace Analytical Services - Melville							
Nitrogen, Ammonia	**<0.10**	mg/L	0.10	1		11/19/24 13:28	7664-41-7	
9060A TOC as NPOC	Analytical Method: EPA 9060A							
	Pace Analytical Services - Melville							
Total Organic Carbon	**<1.0**	mg/L	1.0	1		11/25/24 12:34	7440-44-0	
Total Organic Carbon	**1.0**	mg/L	1.0	1		11/25/24 12:34	7440-44-0	
Total Organic Carbon	**<1.0**	mg/L	1.0	1		11/25/24 12:34	7440-44-0	
Total Organic Carbon	**<1.0**	mg/L	1.0	1		11/25/24 12:34	7440-44-0	
Mean Total Organic Carbon	**<1.0**	mg/L	1.0	1		11/25/24 12:34	7440-44-0	

This report shall not be reproduced, except in full,
without the written consent of Pace Analytical Services, LLC.

Pace Analytical Services, LLC
575 Broad Hollow Road
Melville, NY 11747
516-370-6000

ANALYTICAL RESULTS

Project: OPERATIONAL WELLS 11/13
Pace Project No.: 70322186

Sample: MW-5S **Lab ID: 70322186003** Collected: 11/13/24 11:55 Received: 11/14/24 08:00 Matrix: Water

Parameters	Results	Units	Report Limit	DF	Prepared	Analyzed	CAS No.	Qual
2340B Hardness, Total (Calc.)	Analytical Method: SM22 2340B Pace Analytical Services - Melville							
Tot Hardness asCaCO3 (SM 2340B	**484000**	ug/L	830	1		11/19/24 15:53		
6010D MET ICP	Analytical Method: EPA 6010D Preparation Method: EPA 3005A Pace Analytical Services - Melville							
Arsenic	**93.4**	ug/L	10.0	1	11/19/24 10:10	11/19/24 15:53	7440-38-2	
Cadmium	**<2.5**	ug/L	2.5	1	11/19/24 10:10	11/19/24 15:53	7440-43-9	
Calcium	**155000**	ug/L	200	1	11/19/24 10:10	11/19/24 15:53	7440-70-2	
Iron	**23400**	ug/L	100	1	11/19/24 10:10	11/19/24 15:53	7439-89-6	
Lead	**<5.0**	ug/L	5.0	1	11/19/24 10:10	11/19/24 15:53	7439-92-1	
Magnesium	**23500**	ug/L	200	1	11/19/24 10:10	11/19/24 15:53	7439-95-4	
Manganese	**1660**	ug/L	10.0	1	11/19/24 10:10	11/19/24 15:53	7439-96-5	
Potassium	**<5000**	ug/L	5000	1	11/19/24 10:10	11/19/24 15:53	7440-09-7	
Sodium	**53900**	ug/L	5000	1	11/19/24 10:10	11/19/24 15:53	7440-23-5	
7470 Mercury	Analytical Method: EPA 7470A Preparation Method: EPA 7470A Pace Analytical Services - Melville							
Mercury	**<0.20**	ug/L	0.20	1	11/19/24 07:22	11/19/24 15:49	7439-97-6	
180.1 Turbidity	Analytical Method: EPA 180.1 Pace Analytical Services - Melville							
Turbidity	**350**	NTU	50.0	50		11/14/24 20:59		
2320B Alkalinity	Analytical Method: SM22 2320B Pace Analytical Services - Melville							
Alkalinity, Total as CaCO3	**412**	mg/L	1.0	1		11/27/24 11:35		
2510B Specific Conductance	Analytical Method: SM22 2510B Pace Analytical Services - Melville							
Specific Conductance	**1110**	umhos/cm	1.0	1		11/18/24 13:42		
2540C Total Dissolved Solids	Analytical Method: SM22 2540C Pace Analytical Services - Melville							
Total Dissolved Solids	**624**	mg/L	50.0	1		11/19/24 14:37		
410.4 COD	Analytical Method: EPA 410.4 Preparation Method: EPA 410.4 Pace Analytical Services - Melville							
Chemical Oxygen Demand	**22.8**	mg/L	10.0	1	11/19/24 03:22	11/19/24 05:41		
5210B BOD, 5 day	Analytical Method: SM22 5210B Preparation Method: SM22 5210B Pace Analytical Services - Melville							
BOD, 5 day	**<2.0**	mg/L	2.0	1	11/14/24 16:26	11/19/24 11:48		

This report shall not be reproduced, except in full,
without the written consent of Pace Analytical Services, LLC.

Pace Analytical Services, LLC
575 Broad Hollow Road
Melville, NY 11747
516-370-6000

ANALYTICAL RESULTS

Project: OPERATIONAL WELLS 11/13
Pace Project No.: 70322186

Sample: MW-5S **Lab ID: 70322186003** Collected: 11/13/24 11:55 Received: 11/14/24 08:00 Matrix: Water

Parameters	Results	Units	Report Limit	DF	Prepared	Analyzed	CAS No.	Qual
300.0 IC Anions 28 Days	Analytical Method: EPA 300.0							
	Pace Analytical Services - Melville							
Bromide	**<0.50**	mg/L	0.50	1		11/26/24 22:58	24959-67-9	
Chloride	**87.1**	mg/L	2.0	1		11/26/24 22:58	16887-00-6	
Sulfate	**52.9**	mg/L	5.0	1		11/26/24 22:58	14808-79-8	
351.2 Total Kjeldahl Nitrogen	Analytical Method: EPA 351.2 Preparation Method: EPA 351.2							
	Pace Analytical Services - Melville							
Nitrogen, Kjeldahl, Total	**1.9**	mg/L	0.50	1	11/15/24 03:00	11/15/24 11:25	7727-37-9	
353.2 Nitrogen, NO2/NO3 unpres	Analytical Method: EPA 353.2							
	Pace Analytical Services - Melville							
Nitrate as N	**0.092**	mg/L	0.050	1		11/15/24 03:43	14797-55-8	
Nitrate-Nitrite (as N)	**0.10**	mg/L	0.050	1		11/15/24 03:43	7727-37-9	
353.2 Nitrogen, NO2	Analytical Method: EPA 353.2							
	Pace Analytical Services - Melville							
Nitrite as N	**<0.050**	mg/L	0.050	1		11/15/24 01:14	14797-65-0	
4500 Ammonia Water	Analytical Method: SM22 4500 NH3 H							
	Pace Analytical Services - Melville							
Nitrogen, Ammonia	**<0.10**	mg/L	0.10	1		11/19/24 14:03	7664-41-7	
9060A TOC as NPOC	Analytical Method: EPA 9060A							
	Pace Analytical Services - Melville							
Total Organic Carbon	**1.0**	mg/L	1.0	1		11/25/24 13:19	7440-44-0	
Total Organic Carbon	**1.1**	mg/L	1.0	1		11/25/24 13:19	7440-44-0	
Total Organic Carbon	**1.1**	mg/L	1.0	1		11/25/24 13:19	7440-44-0	
Total Organic Carbon	**1.1**	mg/L	1.0	1		11/25/24 13:19	7440-44-0	
Mean Total Organic Carbon	**1.1**	mg/L	1.0	1		11/25/24 13:19	7440-44-0	

This report shall not be reproduced, except in full,
without the written consent of Pace Analytical Services, LLC.

Pace Analytical Services, LLC
575 Broad Hollow Road
Melville, NY 11747
516-370-6000

ANALYTICAL RESULTS

Project: OPERATIONAL WELLS 11/13
Pace Project No.: 70322186

Sample: MW-6DA **Lab ID: 70322186004** Collected: 11/13/24 11:18 Received: 11/14/24 08:00 Matrix: Water

Parameters	Results	Units	Report Limit	DF	Prepared	Analyzed	CAS No.	Qual
2340B Hardness, Total (Calc.)	Analytical Method: SM22 2340B Pace Analytical Services - Melville							
Tot Hardness asCaCO3 (SM 2340B	**194000**	ug/L	830	1		11/19/24 15:54		
6010D MET ICP	Analytical Method: EPA 6010D Preparation Method: EPA 3005A Pace Analytical Services - Melville							
Arsenic	**<10.0**	ug/L	10.0	1	11/19/24 10:10	11/19/24 15:54	7440-38-2	
Cadmium	**<2.5**	ug/L	2.5	1	11/19/24 10:10	11/19/24 15:54	7440-43-9	
Calcium	**62500**	ug/L	200	1	11/19/24 10:10	11/19/24 15:54	7440-70-2	
Iron	**831**	ug/L	100	1	11/19/24 10:10	11/19/24 15:54	7439-89-6	
Lead	**<5.0**	ug/L	5.0	1	11/19/24 10:10	11/19/24 15:54	7439-92-1	
Magnesium	**9150**	ug/L	200	1	11/19/24 10:10	11/19/24 15:54	7439-95-4	
Manganese	**286**	ug/L	10.0	1	11/19/24 10:10	11/19/24 15:54	7439-96-5	
Potassium	**<5000**	ug/L	5000	1	11/19/24 10:10	11/19/24 15:54	7440-09-7	
Sodium	**11000**	ug/L	5000	1	11/19/24 10:10	11/19/24 15:54	7440-23-5	
7470 Mercury	Analytical Method: EPA 7470A Preparation Method: EPA 7470A Pace Analytical Services - Melville							
Mercury	**<0.20**	ug/L	0.20	1	11/19/24 07:22	11/19/24 15:50	7439-97-6	
180.1 Turbidity	Analytical Method: EPA 180.1 Pace Analytical Services - Melville							
Turbidity	**7.3**	NTU	1.0	1		11/14/24 21:01		
2320B Alkalinity	Analytical Method: SM22 2320B Pace Analytical Services - Melville							
Alkalinity, Total as CaCO3	**133**	mg/L	1.0	1		11/27/24 11:56		
2510B Specific Conductance	Analytical Method: SM22 2510B Pace Analytical Services - Melville							
Specific Conductance	**410**	umhos/cm	1.0	1		11/18/24 13:43		
2540C Total Dissolved Solids	Analytical Method: SM22 2540C Pace Analytical Services - Melville							
Total Dissolved Solids	**251**	mg/L	25.0	1		11/19/24 14:37		
410.4 COD	Analytical Method: EPA 410.4 Preparation Method: EPA 410.4 Pace Analytical Services - Melville							
Chemical Oxygen Demand	**20.7**	mg/L	10.0	1	11/19/24 03:22	11/19/24 05:41		
5210B BOD, 5 day	Analytical Method: SM22 5210B Preparation Method: SM22 5210B Pace Analytical Services - Melville							
BOD, 5 day	**<2.0**	mg/L	2.0	1	11/14/24 16:29	11/19/24 11:50		

This report shall not be reproduced, except in full,
without the written consent of Pace Analytical Services, LLC.

Pace Analytical Services, LLC
575 Broad Hollow Road
Melville, NY 11747
516-370-6000

ANALYTICAL RESULTS

Project: OPERATIONAL WELLS 11/13
Pace Project No.: 70322186

Sample: MW-6DA **Lab ID: 70322186004** Collected: 11/13/24 11:18 Received: 11/14/24 08:00 Matrix: Water

Parameters	Results	Units	Report Limit	DF	Prepared	Analyzed	CAS No.	Qual
300.0 IC Anions 28 Days	Analytical Method: EPA 300.0							
	Pace Analytical Services - Melville							
Bromide	**<0.50**	mg/L	0.50	1		11/26/24 23:51	24959-67-9	
Chloride	**3.5**	mg/L	2.0	1		11/26/24 23:51	16887-00-6	
Sulfate	**68.4**	mg/L	5.0	1		11/26/24 23:51	14808-79-8	
351.2 Total Kjeldahl Nitrogen	Analytical Method: EPA 351.2 Preparation Method: EPA 351.2							
	Pace Analytical Services - Melville							
Nitrogen, Kjeldahl, Total	**0.49**	mg/L	0.10	1	11/15/24 03:00	11/15/24 11:26	7727-37-9	
353.2 Nitrogen, NO2/NO3 unpres	Analytical Method: EPA 353.2							
	Pace Analytical Services - Melville							
Nitrate as N	**<0.050**	mg/L	0.050	1		11/15/24 03:28	14797-55-8	
Nitrate-Nitrite (as N)	**0.057**	mg/L	0.050	1		11/15/24 03:28	7727-37-9	
353.2 Nitrogen, NO2	Analytical Method: EPA 353.2							
	Pace Analytical Services - Melville							
Nitrite as N	**<0.050**	mg/L	0.050	1		11/15/24 01:00	14797-65-0	
4500 Ammonia Water	Analytical Method: SM22 4500 NH3 H							
	Pace Analytical Services - Melville							
Nitrogen, Ammonia	**<0.10**	mg/L	0.10	1		11/19/24 13:33	7664-41-7	
9060A TOC as NPOC	Analytical Method: EPA 9060A							
	Pace Analytical Services - Melville							
Total Organic Carbon	**<1.0**	mg/L	1.0	1		11/25/24 13:30	7440-44-0	
Total Organic Carbon	**<1.0**	mg/L	1.0	1		11/25/24 13:30	7440-44-0	
Total Organic Carbon	**<1.0**	mg/L	1.0	1		11/25/24 13:30	7440-44-0	
Total Organic Carbon	**<1.0**	mg/L	1.0	1		11/25/24 13:30	7440-44-0	
Mean Total Organic Carbon	**<1.0**	mg/L	1.0	1		11/25/24 13:30	7440-44-0	

This report shall not be reproduced, except in full,
without the written consent of Pace Analytical Services, LLC.

Pace Analytical Services, LLC
575 Broad Hollow Road
Melville, NY 11747
516-370-6000

ANALYTICAL RESULTS

Project: OPERATIONAL WELLS 11/13
Pace Project No.: 70322186

Sample: MW-6S **Lab ID: 70322186005** Collected: 11/13/24 11:25 Received: 11/14/24 08:00 Matrix: Water

Parameters	Results	Units	Report Limit	DF	Prepared	Analyzed	CAS No.	Qual
2340B Hardness, Total (Calc.)	Analytical Method: SM22 2340B Pace Analytical Services - Melville							
Tot Hardness asCaCO3 (SM 2340B	**480000**	ug/L	830	1		11/19/24 15:56		
6010D MET ICP	Analytical Method: EPA 6010D Preparation Method: EPA 3005A Pace Analytical Services - Melville							
Arsenic	**19.5**	ug/L	10.0	1	11/19/24 10:10	11/19/24 15:56	7440-38-2	
Cadmium	**<2.5**	ug/L	2.5	1	11/19/24 10:10	11/19/24 15:56	7440-43-9	
Calcium	**157000**	ug/L	200	1	11/19/24 10:10	11/19/24 15:56	7440-70-2	
Iron	**81400**	ug/L	100	1	11/19/24 10:10	11/19/24 15:56	7439-89-6	
Lead	**5.9**	ug/L	5.0	1	11/19/24 10:10	11/19/24 15:56	7439-92-1	
Magnesium	**21300**	ug/L	200	1	11/19/24 10:10	11/19/24 15:56	7439-95-4	
Manganese	**2550**	ug/L	10.0	1	11/19/24 10:10	11/19/24 15:56	7439-96-5	
Potassium	**<5000**	ug/L	5000	1	11/19/24 10:10	11/19/24 15:56	7440-09-7	
Sodium	**10700**	ug/L	5000	1	11/19/24 10:10	11/19/24 15:56	7440-23-5	
7470 Mercury	Analytical Method: EPA 7470A Preparation Method: EPA 7470A Pace Analytical Services - Melville							
Mercury	**<0.20**	ug/L	0.20	1	11/19/24 07:22	11/19/24 15:51	7439-97-6	
180.1 Turbidity	Analytical Method: EPA 180.1 Pace Analytical Services - Melville							
Turbidity	**900**	NTU	50.0	50		11/14/24 21:04		
2320B Alkalinity	Analytical Method: SM22 2320B Pace Analytical Services - Melville							
Alkalinity, Total as CaCO3	**451**	mg/L	1.0	1		11/27/24 12:16		
2510B Specific Conductance	Analytical Method: SM22 2510B Pace Analytical Services - Melville							
Specific Conductance	**911**	umhos/cm	1.0	1		11/18/24 13:48		
2540C Total Dissolved Solids	Analytical Method: SM22 2540C Pace Analytical Services - Melville							
Total Dissolved Solids	**494**	mg/L	50.0	1		11/19/24 14:38		
410.4 COD	Analytical Method: EPA 410.4 Preparation Method: EPA 410.4 Pace Analytical Services - Melville							
Chemical Oxygen Demand	**95.9**	mg/L	10.0	1	11/19/24 03:22	11/19/24 05:42		
5210B BOD, 5 day	Analytical Method: SM22 5210B Preparation Method: SM22 5210B Pace Analytical Services - Melville							
BOD, 5 day	**8.9**	mg/L	2.0	1	11/14/24 16:33	11/19/24 11:56		

This report shall not be reproduced, except in full,
without the written consent of Pace Analytical Services, LLC.

Pace Analytical Services, LLC
575 Broad Hollow Road
Melville, NY 11747
516-370-6000

ANALYTICAL RESULTS

Project: OPERATIONAL WELLS 11/13
Pace Project No.: 70322186

Sample: MW-6S **Lab ID: 70322186005** Collected: 11/13/24 11:25 Received: 11/14/24 08:00 Matrix: Water

Parameters	Results	Units	Report Limit	DF	Prepared	Analyzed	CAS No.	Qual
300.0 IC Anions 28 Days	Analytical Method: EPA 300.0							
	Pace Analytical Services - Melville							
Bromide	**<0.50**	mg/L	0.50	1		11/27/24 00:09	24959-67-9	
Chloride	**18.2**	mg/L	2.0	1		11/27/24 00:09	16887-00-6	
Sulfate	**6.0**	mg/L	5.0	1		11/27/24 00:09	14808-79-8	
351.2 Total Kjeldahl Nitrogen	Analytical Method: EPA 351.2 Preparation Method: EPA 351.2							
	Pace Analytical Services - Melville							
Nitrogen, Kjeldahl, Total	**6.6**	mg/L	0.50	1	11/15/24 03:00	11/15/24 11:27	7727-37-9	
353.2 Nitrogen, NO2/NO3 unpres	Analytical Method: EPA 353.2							
	Pace Analytical Services - Melville							
Nitrate as N	**0.058**	mg/L	0.050	1		11/15/24 03:30	14797-55-8	
Nitrate-Nitrite (as N)	**0.084**	mg/L	0.050	1		11/15/24 03:30	7727-37-9	
353.2 Nitrogen, NO2	Analytical Method: EPA 353.2							
	Pace Analytical Services - Melville							
Nitrite as N	**<0.050**	mg/L	0.050	1		11/15/24 01:02	14797-65-0	
4500 Ammonia Water	Analytical Method: SM22 4500 NH3 H							
	Pace Analytical Services - Melville							
Nitrogen, Ammonia	**2.6**	mg/L	0.50	5		11/19/24 13:34	7664-41-7	
9060A TOC as NPOC	Analytical Method: EPA 9060A							
	Pace Analytical Services - Melville							
Total Organic Carbon	**9.5**	mg/L	1.0	1		11/25/24 13:42	7440-44-0	
Total Organic Carbon	**9.5**	mg/L	1.0	1		11/25/24 13:42	7440-44-0	
Total Organic Carbon	**9.6**	mg/L	1.0	1		11/25/24 13:42	7440-44-0	
Total Organic Carbon	**9.4**	mg/L	1.0	1		11/25/24 13:42	7440-44-0	
Mean Total Organic Carbon	**9.5**	mg/L	1.0	1		11/25/24 13:42	7440-44-0	

This report shall not be reproduced, except in full,
without the written consent of Pace Analytical Services, LLC.

Pace Analytical Services, LLC
575 Broad Hollow Road
Melville, NY 11747
516-370-6000

ANALYTICAL RESULTS

Project: OPERATIONAL WELLS 11/13
Pace Project No.: 70322186

Sample: MW-7S **Lab ID: 70322186006** Collected: 11/13/24 11:07 Received: 11/14/24 08:00 Matrix: Water

Parameters	Results	Units	Report Limit	DF	Prepared	Analyzed	CAS No.	Qual
2340B Hardness, Total (Calc.)	Analytical Method: SM22 2340B Pace Analytical Services - Melville							
Tot Hardness asCaCO3 (SM 2340B	**594000**	ug/L	830	1		11/19/24 15:57		
6010D MET ICP	Analytical Method: EPA 6010D Preparation Method: EPA 3005A Pace Analytical Services - Melville							
Arsenic	**<10.0**	ug/L	10.0	1	11/19/24 10:10	11/19/24 15:57	7440-38-2	
Cadmium	**<2.5**	ug/L	2.5	1	11/19/24 10:10	11/19/24 15:57	7440-43-9	
Calcium	**176000**	ug/L	200	1	11/19/24 10:10	11/19/24 15:57	7440-70-2	
Iron	**11200**	ug/L	100	1	11/19/24 10:10	11/19/24 15:57	7439-89-6	
Lead	**<5.0**	ug/L	5.0	1	11/19/24 10:10	11/19/24 15:57	7439-92-1	
Magnesium	**37500**	ug/L	200	1	11/19/24 10:10	11/19/24 15:57	7439-95-4	
Manganese	**1540**	ug/L	10.0	1	11/19/24 10:10	11/19/24 15:57	7439-96-5	
Potassium	**<5000**	ug/L	5000	1	11/19/24 10:10	11/19/24 15:57	7440-09-7	
Sodium	**56300**	ug/L	5000	1	11/19/24 10:10	11/19/24 15:57	7440-23-5	
7470 Mercury	Analytical Method: EPA 7470A Preparation Method: EPA 7470A Pace Analytical Services - Melville							
Mercury	**<0.20**	ug/L	0.20	1	11/19/24 07:22	11/19/24 15:53	7439-97-6	
180.1 Turbidity	Analytical Method: EPA 180.1 Pace Analytical Services - Melville							
Turbidity	**95.0**	NTU	5.0	5		11/14/24 21:06		
2320B Alkalinity	Analytical Method: SM22 2320B Pace Analytical Services - Melville							
Alkalinity, Total as CaCO3	**468**	mg/L	1.0	1		11/27/24 12:36		
2510B Specific Conductance	Analytical Method: SM22 2510B Pace Analytical Services - Melville							
Specific Conductance	**1350**	umhos/cm	1.0	1		11/18/24 13:50		
2540C Total Dissolved Solids	Analytical Method: SM22 2540C Pace Analytical Services - Melville							
Total Dissolved Solids	**764**	mg/L	50.0	1		11/19/24 14:38		
410.4 COD	Analytical Method: EPA 410.4 Preparation Method: EPA 410.4 Pace Analytical Services - Melville							
Chemical Oxygen Demand	**27.1**	mg/L	10.0	1	11/19/24 03:22	11/19/24 05:42		
5210B BOD, 5 day	Analytical Method: SM22 5210B Preparation Method: SM22 5210B Pace Analytical Services - Melville							
BOD, 5 day	**<2.0**	mg/L	2.0	1	11/14/24 16:38	11/19/24 11:58		

This report shall not be reproduced, except in full,
without the written consent of Pace Analytical Services, LLC.

Pace Analytical Services, LLC
575 Broad Hollow Road
Melville, NY 11747
516-370-6000

ANALYTICAL RESULTS

Project: OPERATIONAL WELLS 11/13
Pace Project No.: 70322186

Sample: MW-7S **Lab ID: 70322186006** Collected: 11/13/24 11:07 Received: 11/14/24 08:00 Matrix: Water

Parameters	Results	Units	Report Limit	DF	Prepared	Analyzed	CAS No.	Qual
300.0 IC Anions 28 Days	Analytical Method: EPA 300.0							
	Pace Analytical Services - Melville							
Bromide	**<0.50**	mg/L	0.50	1		11/27/24 00:26	24959-67-9	
Chloride	**129**	mg/L	10.0	5		12/02/24 11:37	16887-00-6	
Sulfate	**55.0**	mg/L	5.0	1		11/27/24 00:26	14808-79-8	
351.2 Total Kjeldahl Nitrogen	Analytical Method: EPA 351.2 Preparation Method: EPA 351.2							
	Pace Analytical Services - Melville							
Nitrogen, Kjeldahl, Total	**0.49**	mg/L	0.10	1	11/15/24 03:00	11/15/24 11:28	7727-37-9	
353.2 Nitrogen, NO2/NO3 unpres	Analytical Method: EPA 353.2							
	Pace Analytical Services - Melville							
Nitrate as N	**<0.050**	mg/L	0.050	1		11/15/24 03:27	14797-55-8	
Nitrate-Nitrite (as N)	**<0.050**	mg/L	0.050	1		11/15/24 03:27	7727-37-9	
353.2 Nitrogen, NO2	Analytical Method: EPA 353.2							
	Pace Analytical Services - Melville							
Nitrite as N	**<0.050**	mg/L	0.050	1		11/15/24 00:59	14797-65-0	
4500 Ammonia Water	Analytical Method: SM22 4500 NH3 H							
	Pace Analytical Services - Melville							
Nitrogen, Ammonia	**<0.10**	mg/L	0.10	1		11/19/24 13:38	7664-41-7	
9060A TOC as NPOC	Analytical Method: EPA 9060A							
	Pace Analytical Services - Melville							
Total Organic Carbon	**<1.0**	mg/L	1.0	1		11/25/24 13:52	7440-44-0	
Total Organic Carbon	**<1.0**	mg/L	1.0	1		11/25/24 13:52	7440-44-0	
Total Organic Carbon	**<1.0**	mg/L	1.0	1		11/25/24 13:52	7440-44-0	
Total Organic Carbon	**<1.0**	mg/L	1.0	1		11/25/24 13:52	7440-44-0	
Mean Total Organic Carbon	**<1.0**	mg/L	1.0	1		11/25/24 13:52	7440-44-0	

This report shall not be reproduced, except in full,
without the written consent of Pace Analytical Services, LLC.

Pace Analytical Services, LLC
575 Broad Hollow Road
Melville, NY 11747
516-370-6000

ANALYTICAL RESULTS

Project: OPERATIONAL WELLS 11/13
Pace Project No.: 70322186

Sample: MW-9S **Lab ID: 70322186007** Collected: 11/13/24 13:00 Received: 11/14/24 08:00 Matrix: Water

Parameters	Results	Units	Report Limit	DF	Prepared	Analyzed	CAS No.	Qual
2340B Hardness, Total (Calc.)	Analytical Method: SM22 2340B Pace Analytical Services - Melville							
Tot Hardness asCaCO3 (SM 2340B	**698000**	ug/L	830	1		11/19/24 15:59		
6010D MET ICP	Analytical Method: EPA 6010D Preparation Method: EPA 3005A Pace Analytical Services - Melville							
Arsenic	**61.0**	ug/L	10.0	1	11/19/24 10:10	11/19/24 15:59	7440-38-2	
Cadmium	**<2.5**	ug/L	2.5	1	11/19/24 10:10	11/19/24 15:59	7440-43-9	
Calcium	**230000**	ug/L	200	1	11/19/24 10:10	11/19/24 15:59	7440-70-2	
Iron	**15800**	ug/L	100	1	11/19/24 10:10	11/19/24 15:59	7439-89-6	
Lead	**<5.0**	ug/L	5.0	1	11/19/24 10:10	11/19/24 15:59	7439-92-1	
Magnesium	**30000**	ug/L	200	1	11/19/24 10:10	11/19/24 15:59	7439-95-4	
Manganese	**1080**	ug/L	10.0	1	11/19/24 10:10	11/19/24 15:59	7439-96-5	
Potassium	**<5000**	ug/L	5000	1	11/19/24 10:10	11/19/24 15:59	7440-09-7	
Sodium	**<5000**	ug/L	5000	1	11/19/24 10:10	11/19/24 15:59	7440-23-5	
7470 Mercury	Analytical Method: EPA 7470A Preparation Method: EPA 7470A Pace Analytical Services - Melville							
Mercury	**<0.20**	ug/L	0.20	1	11/19/24 07:22	11/19/24 15:54	7439-97-6	
180.1 Turbidity	Analytical Method: EPA 180.1 Pace Analytical Services - Melville							
Turbidity	**140**	NTU	5.0	5		11/14/24 21:08		
2320B Alkalinity	Analytical Method: SM22 2320B Pace Analytical Services - Melville							
Alkalinity, Total as CaCO3	**634**	mg/L	1.0	1		11/27/24 13:01		
2510B Specific Conductance	Analytical Method: SM22 2510B Pace Analytical Services - Melville							
Specific Conductance	**1220**	umhos/cm	1.0	1		11/18/24 13:52		
2540C Total Dissolved Solids	Analytical Method: SM22 2540C Pace Analytical Services - Melville							
Total Dissolved Solids	**716**	mg/L	50.0	1		11/19/24 14:38		
410.4 COD	Analytical Method: EPA 410.4 Preparation Method: EPA 410.4 Pace Analytical Services - Melville							
Chemical Oxygen Demand	**24.9**	mg/L	10.0	1	11/19/24 03:22	11/19/24 05:42		
5210B BOD, 5 day	Analytical Method: SM22 5210B Preparation Method: SM22 5210B Pace Analytical Services - Melville							
BOD, 5 day	**3.3**	mg/L	2.0	1	11/14/24 16:42	11/19/24 12:00		

This report shall not be reproduced, except in full,
without the written consent of Pace Analytical Services, LLC.

Pace Analytical Services, LLC
575 Broad Hollow Road
Melville, NY 11747
516-370-6000

ANALYTICAL RESULTS

Project: OPERATIONAL WELLS 11/13
Pace Project No.: 70322186

Sample: MW-9S **Lab ID: 70322186007** Collected: 11/13/24 13:00 Received: 11/14/24 08:00 Matrix: Water

Parameters	Results	Units	Report Limit	DF	Prepared	Analyzed	CAS No.	Qual
300.0 IC Anions 28 Days	Analytical Method: EPA 300.0							
	Pace Analytical Services - Melville							
Bromide	**<0.50**	mg/L	0.50	1		11/27/24 00:43	24959-67-9	
Chloride	**3.9**	mg/L	2.0	1		11/27/24 00:43	16887-00-6	
Sulfate	**39.1**	mg/L	5.0	1		11/27/24 00:43	14808-79-8	
351.2 Total Kjeldahl Nitrogen	Analytical Method: EPA 351.2 Preparation Method: EPA 351.2							
	Pace Analytical Services - Melville							
Nitrogen, Kjeldahl, Total	**0.56**	mg/L	0.10	1	11/15/24 03:00	11/15/24 11:28	7727-37-9	
353.2 Nitrogen, NO2/NO3 unpres	Analytical Method: EPA 353.2							
	Pace Analytical Services - Melville							
Nitrate as N	**<0.050**	mg/L	0.050	1		11/15/24 03:57	14797-55-8	
Nitrate-Nitrite (as N)	**<0.050**	mg/L	0.050	1		11/15/24 03:57	7727-37-9	
353.2 Nitrogen, NO2	Analytical Method: EPA 353.2							
	Pace Analytical Services - Melville							
Nitrite as N	**<0.050**	mg/L	0.050	1		11/15/24 01:29	14797-65-0	
4500 Ammonia Water	Analytical Method: SM22 4500 NH3 H							
	Pace Analytical Services - Melville							
Nitrogen, Ammonia	**0.11**	mg/L	0.10	1		11/19/24 13:39	7664-41-7	
9060A TOC as NPOC	Analytical Method: EPA 9060A							
	Pace Analytical Services - Melville							
Total Organic Carbon	**1.1**	mg/L	1.0	1		11/25/24 14:03	7440-44-0	
Total Organic Carbon	**1.1**	mg/L	1.0	1		11/25/24 14:03	7440-44-0	
Total Organic Carbon	**1.1**	mg/L	1.0	1		11/25/24 14:03	7440-44-0	
Total Organic Carbon	**1.2**	mg/L	1.0	1		11/25/24 14:03	7440-44-0	
Mean Total Organic Carbon	**1.1**	mg/L	1.0	1		11/25/24 14:03	7440-44-0	

This report shall not be reproduced, except in full,
without the written consent of Pace Analytical Services, LLC.

Pace Analytical Services, LLC
575 Broad Hollow Road
Melville, NY 11747
516-370-6000

ANALYTICAL RESULTS

Project: OPERATIONAL WELLS 11/13
Pace Project No.: 70322186

Sample: MW-9D **Lab ID: 70322186008** Collected: 11/13/24 13:10 Received: 11/14/24 08:00 Matrix: Water

Parameters	Results	Units	Report Limit	DF	Prepared	Analyzed	CAS No.	Qual
2340B Hardness, Total (Calc.)	Analytical Method: SM22 2340B Pace Analytical Services - Melville							
Tot Hardness asCaCO3 (SM 2340B	**167000**	ug/L	830	1		11/19/24 16:00		
6010D MET ICP	Analytical Method: EPA 6010D Preparation Method: EPA 3005A Pace Analytical Services - Melville							
Arsenic	**<10.0**	ug/L	10.0	1	11/19/24 10:10	11/19/24 16:00	7440-38-2	
Cadmium	**<2.5**	ug/L	2.5	1	11/19/24 10:10	11/19/24 16:00	7440-43-9	
Calcium	**34000**	ug/L	200	1	11/19/24 10:10	11/19/24 16:00	7440-70-2	
Iron	**606**	ug/L	100	1	11/19/24 10:10	11/19/24 16:00	7439-89-6	
Lead	**<5.0**	ug/L	5.0	1	11/19/24 10:10	11/19/24 16:00	7439-92-1	
Magnesium	**19900**	ug/L	200	1	11/19/24 10:10	11/19/24 16:00	7439-95-4	
Manganese	**137**	ug/L	10.0	1	11/19/24 10:10	11/19/24 16:00	7439-96-5	
Potassium	**<5000**	ug/L	5000	1	11/19/24 10:10	11/19/24 16:00	7440-09-7	
Sodium	**118000**	ug/L	5000	1	11/19/24 10:10	11/19/24 16:00	7440-23-5	
7470 Mercury	Analytical Method: EPA 7470A Preparation Method: EPA 7470A Pace Analytical Services - Melville							
Mercury	**<0.20**	ug/L	0.20	1	11/19/24 07:22	11/19/24 15:55	7439-97-6	
180.1 Turbidity	Analytical Method: EPA 180.1 Pace Analytical Services - Melville							
Turbidity	**14.0**	NTU	1.0	1		11/14/24 21:09		
2320B Alkalinity	Analytical Method: SM22 2320B Pace Analytical Services - Melville							
Alkalinity, Total as CaCO3	**142**	mg/L	1.0	1		11/27/24 13:12		
2510B Specific Conductance	Analytical Method: SM22 2510B Pace Analytical Services - Melville							
Specific Conductance	**895**	umhos/cm	1.0	1		11/18/24 13:55		
2540C Total Dissolved Solids	Analytical Method: SM22 2540C Pace Analytical Services - Melville							
Total Dissolved Solids	**450**	mg/L	50.0	1		11/19/24 14:38		
410.4 COD	Analytical Method: EPA 410.4 Preparation Method: EPA 410.4 Pace Analytical Services - Melville							
Chemical Oxygen Demand	**31.4**	mg/L	10.0	1	11/19/24 03:22	11/19/24 05:43		
5210B BOD, 5 day	Analytical Method: SM22 5210B Preparation Method: SM22 5210B Pace Analytical Services - Melville							
BOD, 5 day	**<2.0**	mg/L	2.0	1	11/14/24 16:47	11/19/24 12:02		

This report shall not be reproduced, except in full,
without the written consent of Pace Analytical Services, LLC.

Pace Analytical Services, LLC
575 Broad Hollow Road
Melville, NY 11747
516-370-6000

ANALYTICAL RESULTS

Project: OPERATIONAL WELLS 11/13
Pace Project No.: 70322186

Sample: MW-9D **Lab ID: 70322186008** Collected: 11/13/24 13:10 Received: 11/14/24 08:00 Matrix: Water

Parameters	Results	Units	Report Limit	DF	Prepared	Analyzed	CAS No.	Qual
300.0 IC Anions 28 Days	Analytical Method: EPA 300.0							
	Pace Analytical Services - Melville							
Bromide	**0.61**	mg/L	0.50	1		11/27/24 01:01	24959-67-9	
Chloride	**129**	mg/L	10.0	5		11/27/24 14:25	16887-00-6	
Sulfate	**99.2**	mg/L	5.0	1		11/27/24 01:01	14808-79-8	
351.2 Total Kjeldahl Nitrogen	Analytical Method: EPA 351.2 Preparation Method: EPA 351.2							
	Pace Analytical Services - Melville							
Nitrogen, Kjeldahl, Total	**0.56**	mg/L	0.10	1	11/15/24 03:00	11/15/24 11:29	7727-37-9	
353.2 Nitrogen, NO2/NO3 unpres	Analytical Method: EPA 353.2							
	Pace Analytical Services - Melville							
Nitrate as N	**0.54**	mg/L	0.050	1		11/15/24 03:58	14797-55-8	
Nitrate-Nitrite (as N)	**0.54**	mg/L	0.050	1		11/15/24 03:58	7727-37-9	
353.2 Nitrogen, NO2	Analytical Method: EPA 353.2							
	Pace Analytical Services - Melville							
Nitrite as N	**<0.050**	mg/L	0.050	1		11/15/24 01:31	14797-65-0	
4500 Ammonia Water	Analytical Method: SM22 4500 NH3 H							
	Pace Analytical Services - Melville							
Nitrogen, Ammonia	**<0.10**	mg/L	0.10	1		11/19/24 13:40	7664-41-7	
9060A TOC as NPOC	Analytical Method: EPA 9060A							
	Pace Analytical Services - Melville							
Total Organic Carbon	**<1.0**	mg/L	1.0	1		11/25/24 14:14	7440-44-0	
Total Organic Carbon	**<1.0**	mg/L	1.0	1		11/25/24 14:14	7440-44-0	
Total Organic Carbon	**<1.0**	mg/L	1.0	1		11/25/24 14:14	7440-44-0	
Total Organic Carbon	**<1.0**	mg/L	1.0	1		11/25/24 14:14	7440-44-0	
Mean Total Organic Carbon	**<1.0**	mg/L	1.0	1		11/25/24 14:14	7440-44-0	

This report shall not be reproduced, except in full,
without the written consent of Pace Analytical Services, LLC.

Pace Analytical Services, LLC
575 Broad Hollow Road
Melville, NY 11747
516-370-6000

ANALYTICAL RESULTS

Project: OPERATIONAL WELLS 11/13
Pace Project No.: 70322186

Sample: MW-17D **Lab ID: 70322186009** Collected: 11/13/24 11:45 Received: 11/14/24 08:00 Matrix: Water

Parameters	Results	Units	Report Limit	DF	Prepared	Analyzed	CAS No.	Qual
2340B Hardness, Total (Calc.)	Analytical Method: SM22 2340B Pace Analytical Services - Melville							
Tot Hardness asCaCO3 (SM 2340B	**584000**	ug/L	830	1		11/19/24 16:02		
6010D MET ICP	Analytical Method: EPA 6010D Preparation Method: EPA 3005A Pace Analytical Services - Melville							
Arsenic	**<10.0**	ug/L	10.0	1	11/19/24 10:10	11/19/24 16:02	7440-38-2	
Cadmium	**<2.5**	ug/L	2.5	1	11/19/24 10:10	11/19/24 16:02	7440-43-9	
Calcium	**181000**	ug/L	200	1	11/19/24 10:10	11/19/24 16:02	7440-70-2	
Iron	**833**	ug/L	100	1	11/19/24 10:10	11/19/24 16:02	7439-89-6	
Lead	**<5.0**	ug/L	5.0	1	11/19/24 10:10	11/19/24 16:02	7439-92-1	
Magnesium	**32100**	ug/L	200	1	11/19/24 10:10	11/19/24 16:02	7439-95-4	
Manganese	**979**	ug/L	10.0	1	11/19/24 10:10	11/19/24 16:02	7439-96-5	
Potassium	**<5000**	ug/L	5000	1	11/19/24 10:10	11/19/24 16:02	7440-09-7	
Sodium	**33100**	ug/L	5000	1	11/19/24 10:10	11/19/24 16:02	7440-23-5	
7470 Mercury	Analytical Method: EPA 7470A Preparation Method: EPA 7470A Pace Analytical Services - Melville							
Mercury	**<0.20**	ug/L	0.20	1	11/19/24 07:22	11/19/24 15:57	7439-97-6	
180.1 Turbidity	Analytical Method: EPA 180.1 Pace Analytical Services - Melville							
Turbidity	**13.0**	NTU	1.0	1		11/14/24 21:09		
2320B Alkalinity	Analytical Method: SM22 2320B Pace Analytical Services - Melville							
Alkalinity, Total as CaCO3	**439**	mg/L	1.0	1		11/27/24 13:31		
2510B Specific Conductance	Analytical Method: SM22 2510B Pace Analytical Services - Melville							
Specific Conductance	**1220**	umhos/cm	1.0	1		11/18/24 13:59		
2540C Total Dissolved Solids	Analytical Method: SM22 2540C Pace Analytical Services - Melville							
Total Dissolved Solids	**694**	mg/L	25.0	1		11/19/24 14:49		
410.4 COD	Analytical Method: EPA 410.4 Preparation Method: EPA 410.4 Pace Analytical Services - Melville							
Chemical Oxygen Demand	**22.8**	mg/L	10.0	1	11/19/24 03:22	11/19/24 05:43		
5210B BOD, 5 day	Analytical Method: SM22 5210B Preparation Method: SM22 5210B Pace Analytical Services - Melville							
BOD, 5 day	**<2.0**	mg/L	2.0	1	11/14/24 16:51	11/19/24 12:05		

This report shall not be reproduced, except in full,
without the written consent of Pace Analytical Services, LLC.

Pace Analytical Services, LLC
575 Broad Hollow Road
Melville, NY 11747
516-370-6000

ANALYTICAL RESULTS

Project: OPERATIONAL WELLS 11/13
Pace Project No.: 70322186

Sample: MW-17D **Lab ID: 70322186009** Collected: 11/13/24 11:45 Received: 11/14/24 08:00 Matrix: Water

Parameters	Results	Units	Report Limit	DF	Prepared	Analyzed	CAS No.	Qual
300.0 IC Anions 28 Days	Analytical Method: EPA 300.0							
	Pace Analytical Services - Melville							
Bromide	**<0.50**	mg/L	0.50	1		11/27/24 01:18	24959-67-9	
Chloride	**94.3**	mg/L	2.0	1		11/27/24 01:18	16887-00-6	
Sulfate	**65.9**	mg/L	5.0	1		11/27/24 01:18	14808-79-8	
351.2 Total Kjeldahl Nitrogen	Analytical Method: EPA 351.2 Preparation Method: EPA 351.2							
	Pace Analytical Services - Melville							
Nitrogen, Kjeldahl, Total	**0.57**	mg/L	0.10	1	11/15/24 03:00	11/15/24 11:32	7727-37-9	
353.2 Nitrogen, NO2/NO3 unpres	Analytical Method: EPA 353.2							
	Pace Analytical Services - Melville							
Nitrate as N	**0.10**	mg/L	0.050	1		11/15/24 03:40	14797-55-8	
Nitrate-Nitrite (as N)	**0.10**	mg/L	0.050	1		11/15/24 03:40	7727-37-9	
353.2 Nitrogen, NO2	Analytical Method: EPA 353.2							
	Pace Analytical Services - Melville							
Nitrite as N	**<0.050**	mg/L	0.050	1		11/15/24 01:06	14797-65-0	
4500 Ammonia Water	Analytical Method: SM22 4500 NH3 H							
	Pace Analytical Services - Melville							
Nitrogen, Ammonia	**0.12**	mg/L	0.10	1		11/19/24 13:42	7664-41-7	
9060A TOC as NPOC	Analytical Method: EPA 9060A							
	Pace Analytical Services - Melville							
Total Organic Carbon	**<1.0**	mg/L	1.0	1		11/25/24 14:49	7440-44-0	
Total Organic Carbon	**<1.0**	mg/L	1.0	1		11/25/24 14:49	7440-44-0	
Total Organic Carbon	**<1.0**	mg/L	1.0	1		11/25/24 14:49	7440-44-0	
Total Organic Carbon	**<1.0**	mg/L	1.0	1		11/25/24 14:49	7440-44-0	
Mean Total Organic Carbon	**<1.0**	mg/L	1.0	1		11/25/24 14:49	7440-44-0	

This report shall not be reproduced, except in full,
without the written consent of Pace Analytical Services, LLC.

Pace Analytical Services, LLC
575 Broad Hollow Road
Melville, NY 11747
516-370-6000

ANALYTICAL RESULTS

Project: OPERATIONAL WELLS 11/13
Pace Project No.: 70322186

Sample: MW-17S **Lab ID: 70322186010** Collected: 11/13/24 11:37 Received: 11/14/24 08:00 Matrix: Water

Parameters	Results	Units	Report Limit	DF	Prepared	Analyzed	CAS No.	Qual
2340B Hardness, Total (Calc.)	Analytical Method: SM22 2340B Pace Analytical Services - Melville							
Tot Hardness asCaCO3 (SM 2340B	**524000**	ug/L	830	1		11/19/24 16:03		
6010D MET ICP	Analytical Method: EPA 6010D Preparation Method: EPA 3005A Pace Analytical Services - Melville							
Arsenic	**188**	ug/L	10.0	1	11/19/24 10:10	11/19/24 16:03	7440-38-2	
Cadmium	**<2.5**	ug/L	2.5	1	11/19/24 10:10	11/19/24 16:03	7440-43-9	
Calcium	**155000**	ug/L	200	1	11/19/24 10:10	11/19/24 16:03	7440-70-2	
Iron	**34000**	ug/L	100	1	11/19/24 10:10	11/19/24 16:03	7439-89-6	
Lead	**<5.0**	ug/L	5.0	1	11/19/24 10:10	11/19/24 16:03	7439-92-1	
Magnesium	**33200**	ug/L	200	1	11/19/24 10:10	11/19/24 16:03	7439-95-4	
Manganese	**420**	ug/L	10.0	1	11/19/24 10:10	11/19/24 16:03	7439-96-5	
Potassium	**<5000**	ug/L	5000	1	11/19/24 10:10	11/19/24 16:03	7440-09-7	
Sodium	**22900**	ug/L	5000	1	11/19/24 10:10	11/19/24 16:03	7440-23-5	
7470 Mercury	Analytical Method: EPA 7470A Preparation Method: EPA 7470A Pace Analytical Services - Melville							
Mercury	**<0.20**	ug/L	0.20	1	11/19/24 07:22	11/19/24 15:58	7439-97-6	
180.1 Turbidity	Analytical Method: EPA 180.1 Pace Analytical Services - Melville							
Turbidity	**600**	NTU	50.0	50		11/14/24 21:11		
2320B Alkalinity	Analytical Method: SM22 2320B Pace Analytical Services - Melville							
Alkalinity, Total as CaCO3	**396**	mg/L	1.0	1		11/27/24 13:48		
2510B Specific Conductance	Analytical Method: SM22 2510B Pace Analytical Services - Melville							
Specific Conductance	**1120**	umhos/cm	1.0	1		11/18/24 14:00		
2540C Total Dissolved Solids	Analytical Method: SM22 2540C Pace Analytical Services - Melville							
Total Dissolved Solids	**588**	mg/L	50.0	1		11/19/24 14:49		
410.4 COD	Analytical Method: EPA 410.4 Preparation Method: EPA 410.4 Pace Analytical Services - Melville							
Chemical Oxygen Demand	**37.8**	mg/L	10.0	1	11/19/24 03:22	11/19/24 05:43		
5210B BOD, 5 day	Analytical Method: SM22 5210B Preparation Method: SM22 5210B Pace Analytical Services - Melville							
BOD, 5 day	**<2.0**	mg/L	2.0	1	11/14/24 16:55	11/19/24 12:07		

This report shall not be reproduced, except in full,
without the written consent of Pace Analytical Services, LLC.

Pace Analytical Services, LLC
575 Broad Hollow Road
Melville, NY 11747
516-370-6000

ANALYTICAL RESULTS

Project: OPERATIONAL WELLS 11/13
Pace Project No.: 70322186

Sample: MW-17S **Lab ID: 70322186010** Collected: 11/13/24 11:37 Received: 11/14/24 08:00 Matrix: Water

Parameters	Results	Units	Report Limit	DF	Prepared	Analyzed	CAS No.	Qual
300.0 IC Anions 28 Days	Analytical Method: EPA 300.0							
	Pace Analytical Services - Melville							
Bromide	**<0.50**	mg/L	0.50	1		11/27/24 01:36	24959-67-9	
Chloride	**120**	mg/L	10.0	5		11/27/24 14:43	16887-00-6	
Sulfate	**16.0**	mg/L	5.0	1		11/27/24 01:36	14808-79-8	
351.2 Total Kjeldahl Nitrogen	Analytical Method: EPA 351.2 Preparation Method: EPA 351.2							
	Pace Analytical Services - Melville							
Nitrogen, Kjeldahl, Total	**3.5**	mg/L	0.50	1	11/15/24 03:00	11/15/24 11:33	7727-37-9	
353.2 Nitrogen, NO2/NO3 unpres	Analytical Method: EPA 353.2							
	Pace Analytical Services - Melville							
Nitrate as N	**0.073**	mg/L	0.050	1		11/15/24 03:37	14797-55-8	
Nitrate-Nitrite (as N)	**0.084**	mg/L	0.050	1		11/15/24 03:37	7727-37-9	M1
353.2 Nitrogen, NO2	Analytical Method: EPA 353.2							
	Pace Analytical Services - Melville							
Nitrite as N	**<0.050**	mg/L	0.050	1		11/15/24 01:03	14797-65-0	
4500 Ammonia Water	Analytical Method: SM22 4500 NH3 H							
	Pace Analytical Services - Melville							
Nitrogen, Ammonia	**0.81**	mg/L	0.50	5		11/19/24 13:43	7664-41-7	
9060A TOC as NPOC	Analytical Method: EPA 9060A							
	Pace Analytical Services - Melville							
Total Organic Carbon	**4.6**	mg/L	1.0	1		11/25/24 15:00	7440-44-0	
Total Organic Carbon	**4.8**	mg/L	1.0	1		11/25/24 15:00	7440-44-0	
Total Organic Carbon	**4.9**	mg/L	1.0	1		11/25/24 15:00	7440-44-0	
Total Organic Carbon	**4.8**	mg/L	1.0	1		11/25/24 15:00	7440-44-0	
Mean Total Organic Carbon	**4.8**	mg/L	1.0	1		11/25/24 15:00	7440-44-0	

This report shall not be reproduced, except in full,
without the written consent of Pace Analytical Services, LLC.

Pace Analytical Services, LLC
575 Broad Hollow Road
Melville, NY 11747
516-370-6000

ANALYTICAL RESULTS

Project: OPERATIONAL WELLS 11/13
Pace Project No.: 70322186

Sample: MW-27D **Lab ID: 70322186011** Collected: 11/13/24 12:45 Received: 11/14/24 08:00 Matrix: Water

Parameters	Results	Units	Report Limit	DF	Prepared	Analyzed	CAS No.	Qual
2340B Hardness, Total (Calc.)	Analytical Method: SM22 2340B Pace Analytical Services - Melville							
Tot Hardness asCaCO3 (SM 2340B	**98700**	ug/L	830	1		11/19/24 16:05		
6010D MET ICP	Analytical Method: EPA 6010D Preparation Method: EPA 3005A Pace Analytical Services - Melville							
Arsenic	**<10.0**	ug/L	10.0	1	11/19/24 10:10	11/19/24 16:05	7440-38-2	
Cadmium	**<2.5**	ug/L	2.5	1	11/19/24 10:10	11/19/24 16:05	7440-43-9	
Calcium	**22700**	ug/L	200	1	11/19/24 10:10	11/19/24 16:05	7440-70-2	
Iron	**850**	ug/L	100	1	11/19/24 10:10	11/19/24 16:05	7439-89-6	
Lead	**<5.0**	ug/L	5.0	1	11/19/24 10:10	11/19/24 16:05	7439-92-1	
Magnesium	**10200**	ug/L	200	1	11/19/24 10:10	11/19/24 16:05	7439-95-4	
Manganese	**167**	ug/L	10.0	1	11/19/24 10:10	11/19/24 16:05	7439-96-5	
Potassium	**<5000**	ug/L	5000	1	11/19/24 10:10	11/19/24 16:05	7440-09-7	
Sodium	**48800**	ug/L	5000	1	11/19/24 10:10	11/19/24 16:05	7440-23-5	
7470 Mercury	Analytical Method: EPA 7470A Preparation Method: EPA 7470A Pace Analytical Services - Melville							
Mercury	**<0.20**	ug/L	0.20	1	11/19/24 07:22	11/19/24 16:00	7439-97-6	
180.1 Turbidity	Analytical Method: EPA 180.1 Pace Analytical Services - Melville							
Turbidity	**8.7**	NTU	1.0	1		11/14/24 21:13		
2320B Alkalinity	Analytical Method: SM22 2320B Pace Analytical Services - Melville							
Alkalinity, Total as CaCO3	**164**	mg/L	1.0	1		11/27/24 13:59		
2510B Specific Conductance	Analytical Method: SM22 2510B Pace Analytical Services - Melville							
Specific Conductance	**393**	umhos/cm	1.0	1		11/18/24 14:02		
2540C Total Dissolved Solids	Analytical Method: SM22 2540C Pace Analytical Services - Melville							
Total Dissolved Solids	**208**	mg/L	25.0	1		11/19/24 14:50		
410.4 COD	Analytical Method: EPA 410.4 Preparation Method: EPA 410.4 Pace Analytical Services - Melville							
Chemical Oxygen Demand	**18.5**	mg/L	10.0	1	11/19/24 03:22	11/19/24 05:44		
5210B BOD, 5 day	Analytical Method: SM22 5210B Preparation Method: SM22 5210B Pace Analytical Services - Melville							
BOD, 5 day	**<2.0**	mg/L	2.0	1	11/14/24 17:00	11/19/24 12:09		

This report shall not be reproduced, except in full,
without the written consent of Pace Analytical Services, LLC.

Pace Analytical Services, LLC
575 Broad Hollow Road
Melville, NY 11747
516-370-6000

ANALYTICAL RESULTS

Project: OPERATIONAL WELLS 11/13
Pace Project No.: 70322186

Sample: MW-27D **Lab ID: 70322186011** Collected: 11/13/24 12:45 Received: 11/14/24 08:00 Matrix: Water

Parameters	Results	Units	Report Limit	DF	Prepared	Analyzed	CAS No.	Qual
300.0 IC Anions 28 Days	Analytical Method: EPA 300.0							
	Pace Analytical Services - Melville							
Bromide	**<0.50**	mg/L	0.50	1		11/27/24 01:53	24959-67-9	
Chloride	**<2.0**	mg/L	2.0	1		11/27/24 01:53	16887-00-6	
Sulfate	**27.7**	mg/L	5.0	1		11/27/24 01:53	14808-79-8	
351.2 Total Kjeldahl Nitrogen	Analytical Method: EPA 351.2 Preparation Method: EPA 351.2							
	Pace Analytical Services - Melville							
Nitrogen, Kjeldahl, Total	**0.42**	mg/L	0.10	1	11/15/24 03:00	11/15/24 11:34	7727-37-9	
353.2 Nitrogen, NO2/NO3 unpres	Analytical Method: EPA 353.2							
	Pace Analytical Services - Melville							
Nitrate as N	**0.083**	mg/L	0.050	1		11/15/24 03:52	14797-55-8	
Nitrate-Nitrite (as N)	**0.088**	mg/L	0.050	1		11/15/24 03:52	7727-37-9	
353.2 Nitrogen, NO2	Analytical Method: EPA 353.2							
	Pace Analytical Services - Melville							
Nitrite as N	**<0.050**	mg/L	0.050	1		11/15/24 01:21	14797-65-0	
4500 Ammonia Water	Analytical Method: SM22 4500 NH3 H							
	Pace Analytical Services - Melville							
Nitrogen, Ammonia	**<0.10**	mg/L	0.10	1		11/19/24 13:44	7664-41-7	
9060A TOC as NPOC	Analytical Method: EPA 9060A							
	Pace Analytical Services - Melville							
Total Organic Carbon	**<1.0**	mg/L	1.0	1		11/25/24 15:11	7440-44-0	
Total Organic Carbon	**<1.0**	mg/L	1.0	1		11/25/24 15:11	7440-44-0	
Total Organic Carbon	**<1.0**	mg/L	1.0	1		11/25/24 15:11	7440-44-0	
Total Organic Carbon	**2.2**	mg/L	1.0	1		11/25/24 15:11	7440-44-0	
Mean Total Organic Carbon	**<1.0**	mg/L	1.0	1		11/25/24 15:11	7440-44-0	

This report shall not be reproduced, except in full,
without the written consent of Pace Analytical Services, LLC.

Pace Analytical Services, LLC
575 Broad Hollow Road
Melville, NY 11747
516-370-6000

ANALYTICAL RESULTS

Project: OPERATIONAL WELLS 11/13
Pace Project No.: 70322186

Sample: MW-27S **Lab ID: 70322186012** Collected: 11/13/24 12:35 Received: 11/14/24 08:00 Matrix: Water

Parameters	Results	Units	Report Limit	DF	Prepared	Analyzed	CAS No.	Qual
2340B Hardness, Total (Calc.)	Analytical Method: SM22 2340B Pace Analytical Services - Melville							
Tot Hardness asCaCO3 (SM 2340B	**543000**	ug/L	830	1		11/19/24 16:10		
6010D MET ICP	Analytical Method: EPA 6010D Preparation Method: EPA 3005A Pace Analytical Services - Melville							
Arsenic	**<10.0**	ug/L	10.0	1	11/19/24 10:10	11/19/24 16:10	7440-38-2	
Cadmium	**<2.5**	ug/L	2.5	1	11/19/24 10:10	11/19/24 16:10	7440-43-9	
Calcium	**170000**	ug/L	200	1	11/19/24 10:10	11/19/24 16:10	7440-70-2	
Iron	**5370**	ug/L	100	1	11/19/24 10:10	11/19/24 16:10	7439-89-6	
Lead	**<5.0**	ug/L	5.0	1	11/19/24 10:10	11/19/24 16:10	7439-92-1	
Magnesium	**28700**	ug/L	200	1	11/19/24 10:10	11/19/24 16:10	7439-95-4	
Manganese	**2570**	ug/L	10.0	1	11/19/24 10:10	11/19/24 16:10	7439-96-5	
Potassium	**<5000**	ug/L	5000	1	11/19/24 10:10	11/19/24 16:10	7440-09-7	
Sodium	**68800**	ug/L	5000	1	11/19/24 10:10	11/19/24 16:10	7440-23-5	
7470 Mercury	Analytical Method: EPA 7470A Preparation Method: EPA 7470A Pace Analytical Services - Melville							
Mercury	**<0.20**	ug/L	0.20	1	11/19/24 07:22	11/19/24 16:01	7439-97-6	
180.1 Turbidity	Analytical Method: EPA 180.1 Pace Analytical Services - Melville							
Turbidity	**28.0**	NTU	1.0	1		11/14/24 21:14		
2320B Alkalinity	Analytical Method: SM22 2320B Pace Analytical Services - Melville							
Alkalinity, Total as CaCO3	**493**	mg/L	1.0	1		11/27/24 14:20		
2510B Specific Conductance	Analytical Method: SM22 2510B Pace Analytical Services - Melville							
Specific Conductance	**1280**	umhos/cm	1.0	1		11/18/24 14:04		
2540C Total Dissolved Solids	Analytical Method: SM22 2540C Pace Analytical Services - Melville							
Total Dissolved Solids	**680**	mg/L	50.0	1		11/19/24 14:50		
410.4 COD	Analytical Method: EPA 410.4 Preparation Method: EPA 410.4 Pace Analytical Services - Melville							
Chemical Oxygen Demand	**57.2**	mg/L	10.0	1	11/19/24 03:22	11/19/24 05:44		
5210B BOD, 5 day	Analytical Method: SM22 5210B Preparation Method: SM22 5210B Pace Analytical Services - Melville							
BOD, 5 day	**<2.0**	mg/L	2.0	1	11/14/24 17:04	11/19/24 12:22		

This report shall not be reproduced, except in full,
without the written consent of Pace Analytical Services, LLC.

Pace Analytical Services, LLC
575 Broad Hollow Road
Melville, NY 11747
516-370-6000

ANALYTICAL RESULTS

Project: OPERATIONAL WELLS 11/13
Pace Project No.: 70322186

Sample: MW-27S **Lab ID: 70322186012** Collected: 11/13/24 12:35 Received: 11/14/24 08:00 Matrix: Water

Parameters	Results	Units	Report Limit	DF	Prepared	Analyzed	CAS No.	Qual
300.0 IC Anions 28 Days	Analytical Method: EPA 300.0							
	Pace Analytical Services - Melville							
Bromide	**<0.50**	mg/L	0.50	1		11/27/24 02:11	24959-67-9	
Chloride	**120**	mg/L	10.0	5		11/27/24 15:00	16887-00-6	
Sulfate	**17.8**	mg/L	5.0	1		11/27/24 02:11	14808-79-8	
351.2 Total Kjeldahl Nitrogen	Analytical Method: EPA 351.2 Preparation Method: EPA 351.2							
	Pace Analytical Services - Melville							
Nitrogen, Kjeldahl, Total	**2.0**	mg/L	0.10	1	11/15/24 03:00	11/15/24 11:34	7727-37-9	
353.2 Nitrogen, NO2/NO3 unpres	Analytical Method: EPA 353.2							
	Pace Analytical Services - Melville							
Nitrate as N	**<0.050**	mg/L	0.050	1		11/15/24 03:50	14797-55-8	
Nitrate-Nitrite (as N)	**<0.050**	mg/L	0.050	1		11/15/24 03:50	7727-37-9	
353.2 Nitrogen, NO2	Analytical Method: EPA 353.2							
	Pace Analytical Services - Melville							
Nitrite as N	**<0.050**	mg/L	0.050	1		11/15/24 01:18	14797-65-0	
4500 Ammonia Water	Analytical Method: SM22 4500 NH3 H							
	Pace Analytical Services - Melville							
Nitrogen, Ammonia	**0.81**	mg/L	0.10	1		11/19/24 13:45	7664-41-7	
9060A TOC as NPOC	Analytical Method: EPA 9060A							
	Pace Analytical Services - Melville							
Total Organic Carbon	**4.4**	mg/L	1.0	1		11/25/24 15:22	7440-44-0	
Total Organic Carbon	**3.4**	mg/L	1.0	1		11/25/24 15:22	7440-44-0	
Total Organic Carbon	**3.4**	mg/L	1.0	1		11/25/24 15:22	7440-44-0	
Total Organic Carbon	**3.3**	mg/L	1.0	1		11/25/24 15:22	7440-44-0	
Mean Total Organic Carbon	**3.6**	mg/L	1.0	1		11/25/24 15:22	7440-44-0	

This report shall not be reproduced, except in full,
without the written consent of Pace Analytical Services, LLC.

Pace Analytical Services, LLC
575 Broad Hollow Road
Melville, NY 11747
516-370-6000

ANALYTICAL RESULTS

Project: OPERATIONAL WELLS 11/13
Pace Project No.: 70322186

Sample: FB-01 **Lab ID: 70322186013** Collected: 11/13/24 12:25 Received: 11/14/24 08:00 Matrix: Water

Parameters	Results	Units	Report Limit	DF	Prepared	Analyzed	CAS No.	Qual
2340B Hardness, Total (Calc.)	Analytical Method: SM22 2340B Pace Analytical Services - Melville							
Tot Hardness asCaCO3 (SM 2340B	**<830**	ug/L	830	1		11/19/24 16:11		
6010D MET ICP	Analytical Method: EPA 6010D Preparation Method: EPA 3005A Pace Analytical Services - Melville							
Arsenic	**<10.0**	ug/L	10.0	1	11/19/24 10:10	11/19/24 16:11	7440-38-2	
Cadmium	**<2.5**	ug/L	2.5	1	11/19/24 10:10	11/19/24 16:11	7440-43-9	
Calcium	**<200**	ug/L	200	1	11/19/24 10:10	11/19/24 16:11	7440-70-2	
Iron	**<100**	ug/L	100	1	11/19/24 10:10	11/19/24 16:11	7439-89-6	
Lead	**<5.0**	ug/L	5.0	1	11/19/24 10:10	11/19/24 16:11	7439-92-1	
Magnesium	**<200**	ug/L	200	1	11/19/24 10:10	11/19/24 16:11	7439-95-4	
Manganese	**<10.0**	ug/L	10.0	1	11/19/24 10:10	11/19/24 16:11	7439-96-5	
Potassium	**<5000**	ug/L	5000	1	11/19/24 10:10	11/19/24 16:11	7440-09-7	
Sodium	**<5000**	ug/L	5000	1	11/19/24 10:10	11/19/24 16:11	7440-23-5	
7470 Mercury	Analytical Method: EPA 7470A Preparation Method: EPA 7470A Pace Analytical Services - Melville							
Mercury	**<0.20**	ug/L	0.20	1	11/19/24 07:22	11/19/24 16:07	7439-97-6	
180.1 Turbidity	Analytical Method: EPA 180.1 Pace Analytical Services - Melville							
Turbidity	**<1.0**	NTU	1.0	1		11/14/24 21:16		
2320B Alkalinity	Analytical Method: SM22 2320B Pace Analytical Services - Melville							
Alkalinity, Total as CaCO3	**<1.0**	mg/L	1.0	1		11/27/24 14:24		
2510B Specific Conductance	Analytical Method: SM22 2510B Pace Analytical Services - Melville							
Specific Conductance	**1.7**	umhos/cm	1.0	1		11/18/24 14:06		
2540C Total Dissolved Solids	Analytical Method: SM22 2540C Pace Analytical Services - Melville							
Total Dissolved Solids	**<25.0**	mg/L	25.0	1		11/19/24 15:27		
410.4 COD	Analytical Method: EPA 410.4 Preparation Method: EPA 410.4 Pace Analytical Services - Melville							
Chemical Oxygen Demand	**<10.0**	mg/L	10.0	1	11/19/24 03:22	11/19/24 05:45		
5210B BOD, 5 day	Analytical Method: SM22 5210B Preparation Method: SM22 5210B Pace Analytical Services - Melville							
BOD, 5 day	**<2.0**	mg/L	2.0	1	11/14/24 17:07	11/19/24 12:24		

This report shall not be reproduced, except in full,
without the written consent of Pace Analytical Services, LLC.

Pace Analytical Services, LLC
575 Broad Hollow Road
Melville, NY 11747
516-370-6000

ANALYTICAL RESULTS

Project: OPERATIONAL WELLS 11/13
Pace Project No.: 70322186

Sample: FB-01 **Lab ID: 70322186013** Collected: 11/13/24 12:25 Received: 11/14/24 08:00 Matrix: Water

Parameters	Results	Units	Report Limit	DF	Prepared	Analyzed	CAS No.	Qual
300.0 IC Anions 28 Days	Analytical Method: EPA 300.0							
	Pace Analytical Services - Melville							
Bromide	**<0.50**	mg/L	0.50	1		11/27/24 02:28	24959-67-9	
Chloride	**<2.0**	mg/L	2.0	1		11/27/24 02:28	16887-00-6	
Sulfate	**<5.0**	mg/L	5.0	1		11/27/24 02:28	14808-79-8	
351.2 Total Kjeldahl Nitrogen	Analytical Method: EPA 351.2 Preparation Method: EPA 351.2							
	Pace Analytical Services - Melville							
Nitrogen, Kjeldahl, Total	**0.31**	mg/L	0.10	1	11/15/24 03:00	11/15/24 11:37	7727-37-9	
353.2 Nitrogen, NO2/NO3 unpres	Analytical Method: EPA 353.2							
	Pace Analytical Services - Melville							
Nitrate as N	**<0.050**	mg/L	0.050	1		11/15/24 03:46	14797-55-8	
Nitrate-Nitrite (as N)	**<0.050**	mg/L	0.050	1		11/15/24 03:46	7727-37-9	
353.2 Nitrogen, NO2	Analytical Method: EPA 353.2							
	Pace Analytical Services - Melville							
Nitrite as N	**<0.050**	mg/L	0.050	1		11/15/24 01:17	14797-65-0	
4500 Ammonia Water	Analytical Method: SM22 4500 NH3 H							
	Pace Analytical Services - Melville							
Nitrogen, Ammonia	**<0.10**	mg/L	0.10	1		11/19/24 13:46	7664-41-7	
9060A TOC as NPOC	Analytical Method: EPA 9060A							
	Pace Analytical Services - Melville							
Total Organic Carbon	**<1.0**	mg/L	1.0	1		11/25/24 15:33	7440-44-0	
Total Organic Carbon	**<1.0**	mg/L	1.0	1		11/25/24 15:33	7440-44-0	
Total Organic Carbon	**<1.0**	mg/L	1.0	1		11/25/24 15:33	7440-44-0	
Total Organic Carbon	**<1.0**	mg/L	1.0	1		11/25/24 15:33	7440-44-0	
Mean Total Organic Carbon	**<1.0**	mg/L	1.0	1		11/25/24 15:33	7440-44-0	

This report shall not be reproduced, except in full,
without the written consent of Pace Analytical Services, LLC.

Pace Analytical Services, LLC
575 Broad Hollow Road
Melville, NY 11747
516-370-6000

QUALITY CONTROL DATA

Project: OPERATIONAL WELLS 11/13
Pace Project No.: 70322186

QC Batch: 371488
QC Batch Method: EPA 7470A
Analysis Method: EPA 7470A
Analysis Description: 7470 Mercury
Laboratory: Pace Analytical Services - Melville
Associated Lab Samples: 70322186001, 70322186002, 70322186003, 70322186004, 70322186005, 70322186006, 70322186007, 70322186008, 70322186009, 70322186010, 70322186011, 70322186012, 70322186013

METHOD BLANK: 1943291
Matrix: Water
Associated Lab Samples: 70322186001, 70322186002, 70322186003, 70322186004, 70322186005, 70322186006, 70322186007, 70322186008, 70322186009, 70322186010, 70322186011, 70322186012, 70322186013

Parameter	Units	Blank Result	Reporting Limit	Analyzed	Qualifiers
Mercury	ug/L	<0.20	0.20	11/19/24 15:18	

LABORATORY CONTROL SAMPLE: 1943292

Parameter	Units	Spike Conc.	LCS Result	LCS % Rec	% Rec Limits	Qualifiers
Mercury	ug/L	1	0.98	98	80-120	

MATRIX SPIKE SAMPLE: 1943293

Parameter	Units	70322186002 Result	Spike Conc.	MS Result	MS % Rec	% Rec Limits	Qualifiers
Mercury	ug/L	<0.20	1	1.2	106	75-125	

SAMPLE DUPLICATE: 1943294

Parameter	Units	70322186002 Result	Dup Result	RPD	Qualifiers
Mercury	ug/L	<0.20	<0.20		

Results presented on this page are in the units indicated by the "Units" column except where an alternate unit is presented to the right of the result.

This report shall not be reproduced, except in full,
without the written consent of Pace Analytical Services, LLC.

Pace Analytical Services, LLC
575 Broad Hollow Road
Melville, NY 11747
516-370-6000

QUALITY CONTROL DATA

Project: OPERATIONAL WELLS 11/13
Pace Project No.: 70322186

QC Batch: 371523
QC Batch Method: EPA 3005A
Analysis Method: EPA 6010D
Analysis Description: 6010D MET Water
Laboratory: Pace Analytical Services - Melville
Associated Lab Samples: 70322186001, 70322186002, 70322186003, 70322186004, 70322186005, 70322186006, 70322186007, 70322186008, 70322186009, 70322186010, 70322186011, 70322186012, 70322186013

METHOD BLANK: 1943435
Matrix: Water
Associated Lab Samples: 70322186001, 70322186002, 70322186003, 70322186004, 70322186005, 70322186006, 70322186007, 70322186008, 70322186009, 70322186010, 70322186011, 70322186012, 70322186013

Parameter	Units	Blank Result	Reporting Limit	Analyzed	Qualifiers
Arsenic	ug/L	<10.0	10.0	11/19/24 15:27	
Cadmium	ug/L	<2.5	2.5	11/19/24 15:27	
Calcium	ug/L	<200	200	11/19/24 15:27	
Iron	ug/L	<100	100	11/19/24 15:27	
Lead	ug/L	<5.0	5.0	11/19/24 15:27	
Magnesium	ug/L	<200	200	11/19/24 15:27	
Manganese	ug/L	<10.0	10.0	11/19/24 15:27	
Potassium	ug/L	<5000	5000	11/19/24 15:27	
Sodium	ug/L	<5000	5000	11/19/24 15:27	

LABORATORY CONTROL SAMPLE: 1943436

Parameter	Units	Spike Conc.	LCS Result	LCS % Rec	% Rec Limits	Qualifiers
Arsenic	ug/L	500	486	97	80-120	
Cadmium	ug/L	500	504	101	80-120	
Calcium	ug/L	25000	25200	101	80-120	
Iron	ug/L	12500	12700	102	80-120	
Lead	ug/L	500	504	101	80-120	
Magnesium	ug/L	25000	24900	100	80-120	
Manganese	ug/L	500	504	101	80-120	
Potassium	ug/L	25000	25700	103	80-120	
Sodium	ug/L	25000	26400	106	80-120	

MATRIX SPIKE SAMPLE: 1943438

Parameter	Units	70322186002 Result	Spike Conc.	MS Result	MS % Rec	% Rec Limits	Qualifiers
Arsenic	ug/L	<10.0	500	513	103	75-125	
Cadmium	ug/L	<2.5	500	533	107	75-125	
Calcium	ug/L	35500	12500	48700	106	75-125	
Iron	ug/L	314	5000	5580	105	75-125	
Lead	ug/L	<5.0	500	536	107	75-125	
Magnesium	ug/L	8960	12500	21500	100	75-125	
Manganese	ug/L	37.3	500	569	106	75-125	
Potassium	ug/L	<5000	12500	17700	107	75-125	
Sodium	ug/L	7910	12500	20600	102	75-125	

Results presented on this page are in the units indicated by the "Units" column except where an alternate unit is presented to the right of the result.

This report shall not be reproduced, except in full,
without the written consent of Pace Analytical Services, LLC.

Pace Analytical Services, LLC
575 Broad Hollow Road
Melville, NY 11747
516-370-6000

QUALITY CONTROL DATA

Project: OPERATIONAL WELLS 11/13
Pace Project No.: 70322186

SAMPLE DUPLICATE: 1943437

Parameter	Units	70322186002 Result	Dup Result	RPD	Qualifiers
Arsenic	ug/L	<10.0	<10.0		
Cadmium	ug/L	<2.5	<2.5		
Calcium	ug/L	35500	35300	1	
Iron	ug/L	314	312	1	
Lead	ug/L	<5.0	<5.0		
Magnesium	ug/L	8960	8890	1	
Manganese	ug/L	37.3	37.3	0	
Potassium	ug/L	<5000	<5000		
Sodium	ug/L	7910	7640	3	

Results presented on this page are in the units indicated by the "Units" column except where an alternate unit is presented to the right of the result.

This report shall not be reproduced, except in full,
without the written consent of Pace Analytical Services, LLC.

Pace Analytical Services, LLC
575 Broad Hollow Road
Melville, NY 11747
516-370-6000

QUALITY CONTROL DATA

Project: OPERATIONAL WELLS 11/13
Pace Project No.: 70322186

QC Batch: 370953
QC Batch Method: EPA 180.1
Analysis Method: EPA 180.1
Analysis Description: 180.1 Turbidity
Laboratory: Pace Analytical Services - Melville
Associated Lab Samples: 70322186001, 70322186002, 70322186003, 70322186004, 70322186005, 70322186006, 70322186007, 70322186008, 70322186009, 70322186010, 70322186011, 70322186012, 70322186013

METHOD BLANK: 1939909
Matrix: Water
Associated Lab Samples: 70322186001, 70322186002, 70322186003, 70322186004, 70322186005, 70322186006, 70322186007, 70322186008, 70322186009, 70322186010, 70322186011, 70322186012, 70322186013

Parameter	Units	Blank Result	Reporting Limit	Analyzed	Qualifiers
Turbidity	NTU	<1.0	1.0	11/14/24 20:52	

LABORATORY CONTROL SAMPLE: 1939910

Parameter	Units	Spike Conc.	LCS Result	LCS % Rec	% Rec Limits	Qualifiers
Turbidity	NTU	10	9.5	95	90-110	

SAMPLE DUPLICATE: 1939911

Parameter	Units	70322186002 Result	Dup Result	RPD	Qualifiers
Turbidity	NTU	20.0	20.0	0	

Results presented on this page are in the units indicated by the "Units" column except where an alternate unit is presented to the right of the result.

This report shall not be reproduced, except in full,
without the written consent of Pace Analytical Services, LLC.

Pace Analytical Services, LLC
575 Broad Hollow Road
Melville, NY 11747
516-370-6000

QUALITY CONTROL DATA

Project: OPERATIONAL WELLS 11/13
Pace Project No.: 70322186

QC Batch: 372965
QC Batch Method: SM22 2320B
Analysis Method: SM22 2320B
Analysis Description: 2320B Alkalinity
Laboratory: Pace Analytical Services - Melville
Associated Lab Samples: 70322186001, 70322186002, 70322186003, 70322186004, 70322186005, 70322186006, 70322186007, 70322186008, 70322186009, 70322186010, 70322186011, 70322186012, 70322186013

METHOD BLANK: 1952362
Matrix: Water
Associated Lab Samples: 70322186001, 70322186002, 70322186003, 70322186004, 70322186005, 70322186006, 70322186007, 70322186008, 70322186009, 70322186010, 70322186011, 70322186012, 70322186013

Parameter	Units	Blank Result	Reporting Limit	Analyzed	Qualifiers
Alkalinity, Total as CaCO3	mg/L	<1.0	1.0	11/27/24 09:14	

LABORATORY CONTROL SAMPLE: 1952363

Parameter	Units	Spike Conc.	LCS Result	LCS % Rec	% Rec Limits	Qualifiers
Alkalinity, Total as CaCO3	mg/L	25	23.7	95	85-115	

MATRIX SPIKE SAMPLE: 1952365

Parameter	Units	70322186002 Result	Spike Conc.	MS Result	MS % Rec	% Rec Limits	Qualifiers
Alkalinity, Total as CaCO3	mg/L	122	50	165	85	75-125	

SAMPLE DUPLICATE: 1952364

Parameter	Units	70322186002 Result	Dup Result	RPD	Qualifiers
Alkalinity, Total as CaCO3	mg/L	122	119	3	

Results presented on this page are in the units indicated by the "Units" column except where an alternate unit is presented to the right of the result.

This report shall not be reproduced, except in full,
without the written consent of Pace Analytical Services, LLC.

Pace Analytical Services, LLC
575 Broad Hollow Road
Melville, NY 11747
516-370-6000

QUALITY CONTROL DATA

Project: OPERATIONAL WELLS 11/13
Pace Project No.: 70322186

QC Batch: 371289
QC Batch Method: SM22 2510B
Analysis Method: SM22 2510B
Analysis Description: 2510B Specific Conductance
Laboratory: Pace Analytical Services - Melville
Associated Lab Samples: 70322186001, 70322186002, 70322186003, 70322186004, 70322186005, 70322186006, 70322186007, 70322186008, 70322186009, 70322186010, 70322186011, 70322186012, 70322186013

METHOD BLANK: 1942239
Matrix: Water
Associated Lab Samples: 70322186001, 70322186002, 70322186003, 70322186004, 70322186005, 70322186006, 70322186007, 70322186008, 70322186009, 70322186010, 70322186011, 70322186012, 70322186013

Parameter	Units	Blank Result	Reporting Limit	Analyzed	Qualifiers
Specific Conductance	umhos/cm	<1.0	1.0	11/18/24 13:29	

LABORATORY CONTROL SAMPLE: 1942240

Parameter	Units	Spike Conc.	LCS Result	LCS % Rec	% Rec Limits	Qualifiers
Specific Conductance	umhos/cm	718	652	91	85-115	

SAMPLE DUPLICATE: 1942241

Parameter	Units	70322186002 Result	Dup Result	RPD	Qualifiers
Specific Conductance	umhos/cm	275	283	3	

Results presented on this page are in the units indicated by the "Units" column except where an alternate unit is presented to the right of the result.

This report shall not be reproduced, except in full,
without the written consent of Pace Analytical Services, LLC.

Pace Analytical Services, LLC
575 Broad Hollow Road
Melville, NY 11747
516-370-6000

QUALITY CONTROL DATA

Project: OPERATIONAL WELLS 11/13
Pace Project No.: 70322186

QC Batch: 371552
QC Batch Method: SM22 2540C
Analysis Method: SM22 2540C
Analysis Description: 2540C Total Dissolved Solids
Laboratory: Pace Analytical Services - Melville
Associated Lab Samples: 70322186001, 70322186002, 70322186003, 70322186004, 70322186005, 70322186006, 70322186007, 70322186008, 70322186009, 70322186010, 70322186011, 70322186012

METHOD BLANK: 1943606
Matrix: Water
Associated Lab Samples: 70322186001, 70322186002, 70322186003, 70322186004, 70322186005, 70322186006, 70322186007, 70322186008, 70322186009, 70322186010, 70322186011, 70322186012

Parameter	Units	Blank Result	Reporting Limit	Analyzed	Qualifiers
Total Dissolved Solids	mg/L	<5.0	5.0	11/19/24 14:15	

LABORATORY CONTROL SAMPLE: 1943607

Parameter	Units	Spike Conc.	LCS Result	LCS % Rec	% Rec Limits	Qualifiers
Total Dissolved Solids	mg/L	500	500	100	85-115	

MATRIX SPIKE SAMPLE: 1943609

Parameter	Units	70322023001 Result	Spike Conc.	MS Result	MS % Rec	% Rec Limits	Qualifiers
Total Dissolved Solids	mg/L	325	300	619	98	75-125	

MATRIX SPIKE SAMPLE: 1943611

Parameter	Units	70322186002 Result	Spike Conc.	MS Result	MS % Rec	% Rec Limits	Qualifiers
Total Dissolved Solids	mg/L	146	300	446	100	75-125	

SAMPLE DUPLICATE: 1943608

Parameter	Units	70322023001 Result	Dup Result	RPD	Qualifiers
Total Dissolved Solids	mg/L	325	324	0	

SAMPLE DUPLICATE: 1943610

Parameter	Units	70322186002 Result	Dup Result	RPD	Qualifiers
Total Dissolved Solids	mg/L	146	149	2	

Results presented on this page are in the units indicated by the "Units" column except where an alternate unit is presented to the right of the result.

This report shall not be reproduced, except in full,
without the written consent of Pace Analytical Services, LLC.

Pace Analytical Services, LLC
575 Broad Hollow Road
Melville, NY 11747
516-370-6000

QUALITY CONTROL DATA

Project: OPERATIONAL WELLS 11/13
Pace Project No.: 70322186

QC Batch: 371553
QC Batch Method: SM22 2540C
Analysis Method: SM22 2540C
Analysis Description: 2540C Total Dissolved Solids
Laboratory: Pace Analytical Services - Melville
Associated Lab Samples: 70322186013

METHOD BLANK: 1943616 Matrix: Water
Associated Lab Samples: 70322186013

Parameter	Units	Blank Result	Reporting Limit	Analyzed	Qualifiers
Total Dissolved Solids	mg/L	<5.0	5.0	11/19/24 15:26	

LABORATORY CONTROL SAMPLE: 1943617

Parameter	Units	Spike Conc.	LCS Result	LCS % Rec	% Rec Limits	Qualifiers
Total Dissolved Solids	mg/L	500	500	100	85-115	

MATRIX SPIKE SAMPLE: 1943619

Parameter	Units	70322304002 Result	Spike Conc.	MS Result	MS % Rec	% Rec Limits	Qualifiers
Total Dissolved Solids	mg/L	181	300	481	100	75-125	

SAMPLE DUPLICATE: 1943618

Parameter	Units	70322304002 Result	Dup Result	RPD	Qualifiers
Total Dissolved Solids	mg/L	181	186	3	

Results presented on this page are in the units indicated by the "Units" column except where an alternate unit is presented to the right of the result.

This report shall not be reproduced, except in full,
without the written consent of Pace Analytical Services, LLC.

Pace Analytical Services, LLC
575 Broad Hollow Road
Melville, NY 11747
516-370-6000

QUALITY CONTROL DATA

Project: OPERATIONAL WELLS 11/13
Pace Project No.: 70322186

QC Batch: 371463
QC Batch Method: EPA 410.4
Analysis Method: EPA 410.4
Analysis Description: 410.4 COD
Laboratory: Pace Analytical Services - Melville
Associated Lab Samples: 70322186001, 70322186002, 70322186003, 70322186004, 70322186005, 70322186006, 70322186007, 70322186008, 70322186009, 70322186010, 70322186011, 70322186012, 70322186013

METHOD BLANK: 1943218
Matrix: Water
Associated Lab Samples: 70322186001, 70322186002, 70322186003, 70322186004, 70322186005, 70322186006, 70322186007, 70322186008, 70322186009, 70322186010, 70322186011, 70322186012, 70322186013

Parameter	Units	Blank Result	Reporting Limit	Analyzed	Qualifiers
Chemical Oxygen Demand	mg/L	<10.0	10.0	11/19/24 05:39	

LABORATORY CONTROL SAMPLE: 1943219

Parameter	Units	Spike Conc.	LCS Result	LCS % Rec	% Rec Limits	Qualifiers
Chemical Oxygen Demand	mg/L	500	515	103	90-110	

MATRIX SPIKE SAMPLE: 1943220

Parameter	Units	70322186002 Result	Spike Conc.	MS Result	MS % Rec	% Rec Limits	Qualifiers
Chemical Oxygen Demand	mg/L	29.2	1000	1020	99	90-110	

MATRIX SPIKE SAMPLE: 1943222

Parameter	Units	70322186012 Result	Spike Conc.	MS Result	MS % Rec	% Rec Limits	Qualifiers
Chemical Oxygen Demand	mg/L	57.2	1000	1050	99	90-110	

SAMPLE DUPLICATE: 1943221

Parameter	Units	70322186002 Result	Dup Result	RPD	Qualifiers
Chemical Oxygen Demand	mg/L	29.2	24.9	16	

SAMPLE DUPLICATE: 1943223

Parameter	Units	70322186012 Result	Dup Result	RPD	Qualifiers
Chemical Oxygen Demand	mg/L	57.2	50.7	12	

Results presented on this page are in the units indicated by the "Units" column except where an alternate unit is presented to the right of the result.

This report shall not be reproduced, except in full,
without the written consent of Pace Analytical Services, LLC.

Pace Analytical Services, LLC
575 Broad Hollow Road
Melville, NY 11747
516-370-6000

QUALITY CONTROL DATA

Project: OPERATIONAL WELLS 11/13
Pace Project No.: 70322186

QC Batch: 370933
QC Batch Method: SM22 5210B
Analysis Method: SM22 5210B
Analysis Description: 5210B BOD, 5 day
Laboratory: Pace Analytical Services - Melville
Associated Lab Samples: 70322186001, 70322186002, 70322186003, 70322186004, 70322186005, 70322186006, 70322186007, 70322186008, 70322186009, 70322186010, 70322186011, 70322186012, 70322186013

METHOD BLANK: 1939835
Matrix: Water
Associated Lab Samples: 70322186001, 70322186002, 70322186003, 70322186004, 70322186005, 70322186006, 70322186007, 70322186008, 70322186009, 70322186010, 70322186011, 70322186012, 70322186013

Parameter	Units	Blank Result	Reporting Limit	Analyzed	Qualifiers
BOD, 5 day	mg/L	<1.0	1.0	11/19/24 11:08	

LABORATORY CONTROL SAMPLE: 1939836

Parameter	Units	Spike Conc.	LCS Result	LCS % Rec	% Rec Limits	Qualifiers
BOD, 5 day	mg/L	198	181	91	84.5-115.4	

SAMPLE DUPLICATE: 1939837

Parameter	Units	70322186002 Result	Dup Result	RPD	Qualifiers
BOD, 5 day	mg/L	<2.0	<2.0		

Results presented on this page are in the units indicated by the "Units" column except where an alternate unit is presented to the right of the result.

This report shall not be reproduced, except in full,
without the written consent of Pace Analytical Services, LLC.

Pace Analytical Services, LLC
575 Broad Hollow Road
Melville, NY 11747
516-370-6000

QUALITY CONTROL DATA

Project: OPERATIONAL WELLS 11/13
Pace Project No.: 70322186

QC Batch: 372801
QC Batch Method: EPA 300.0
Analysis Method: EPA 300.0
Analysis Description: 300.0 IC Anions
Laboratory: Pace Analytical Services - Melville
Associated Lab Samples: 70322186001, 70322186002, 70322186003, 70322186004, 70322186005, 70322186006, 70322186007, 70322186008, 70322186009, 70322186010, 70322186011, 70322186012, 70322186013

METHOD BLANK: 1951078
Matrix: Water
Associated Lab Samples: 70322186001, 70322186002, 70322186003, 70322186004, 70322186005, 70322186006, 70322186007, 70322186008, 70322186009, 70322186010, 70322186011, 70322186012, 70322186013

Parameter	Units	Blank Result	Reporting Limit	Analyzed	Qualifiers
Bromide	mg/L	<0.50	0.50	11/26/24 20:21	
Chloride	mg/L	<2.0	2.0	11/26/24 20:21	
Sulfate	mg/L	<5.0	5.0	11/26/24 20:21	

LABORATORY CONTROL SAMPLE: 1951079

Parameter	Units	Spike Conc.	LCS Result	LCS % Rec	% Rec Limits	Qualifiers
Bromide	mg/L	1	1.0	101	90-110	
Chloride	mg/L	10	10.4	104	90-110	
Sulfate	mg/L	10	10.4	104	90-110	

MATRIX SPIKE SAMPLE: 1951080

Parameter	Units	70322186002 Result	Spike Conc.	MS Result	MS % Rec	% Rec Limits	Qualifiers
Bromide	mg/L	<0.50	1	0.76	76	90-110	M1
Chloride	mg/L	2.9	10	13.1	102	90-110	
Sulfate	mg/L	18.8	10	28.3	95	90-110	

MATRIX SPIKE SAMPLE: 1951087

Parameter	Units	70322596001 Result	Spike Conc.	MS Result	MS % Rec	% Rec Limits	Qualifiers
Bromide	mg/L	<0.50	1	0.84	84	90-110	M1
Chloride	mg/L	19.5	10	29.7	102	90-110	
Sulfate	mg/L	26.4	10	36.0	96	90-110	

SAMPLE DUPLICATE: 1951081

Parameter	Units	70322186002 Result	Dup Result	RPD	Qualifiers
Bromide	mg/L	<0.50	<0.50		
Chloride	mg/L	2.9	2.9	0	
Sulfate	mg/L	18.8	18.6	1	

Results presented on this page are in the units indicated by the "Units" column except where an alternate unit is presented to the right of the result.

REPORT OF LABORATORY ANALYSIS

This report shall not be reproduced, except in full,
without the written consent of Pace Analytical Services, LLC.

Pace Analytical Services, LLC
575 Broad Hollow Road
Melville, NY 11747
516-370-6000

QUALITY CONTROL DATA

Project: OPERATIONAL WELLS 11/13
Pace Project No.: 70322186

SAMPLE DUPLICATE: 1951088

Parameter	Units	70322596001 Result	Dup Result	RPD	Qualifiers
Bromide	mg/L	<0.50	<0.50		
Chloride	mg/L	19.5	19.5	0	
Sulfate	mg/L	26.4	26.5	0	

Results presented on this page are in the units indicated by the "Units" column except where an alternate unit is presented to the right of the result.

This report shall not be reproduced, except in full,
without the written consent of Pace Analytical Services, LLC.

Pace Analytical Services, LLC
575 Broad Hollow Road
Melville, NY 11747
516-370-6000

QUALITY CONTROL DATA

Project: OPERATIONAL WELLS 11/13
Pace Project No.: 70322186

QC Batch: 370978
QC Batch Method: EPA 351.2
Analysis Method: EPA 351.2
Analysis Description: 351.2 TKN
Laboratory: Pace Analytical Services - Melville
Associated Lab Samples: 70322186001, 70322186002, 70322186003, 70322186004, 70322186005, 70322186006, 70322186007, 70322186008, 70322186009, 70322186010, 70322186011, 70322186012, 70322186013

METHOD BLANK: 1939993
Matrix: Water
Associated Lab Samples: 70322186001, 70322186002, 70322186003, 70322186004, 70322186005, 70322186006, 70322186007, 70322186008, 70322186009, 70322186010, 70322186011, 70322186012, 70322186013

Parameter	Units	Blank Result	Reporting Limit	Analyzed	Qualifiers
Nitrogen, Kjeldahl, Total	mg/L	<0.094	0.094	11/15/24 11:17	

LABORATORY CONTROL SAMPLE: 1939994

Parameter	Units	Spike Conc.	LCS Result	LCS % Rec	% Rec Limits	Qualifiers
Nitrogen, Kjeldahl, Total	mg/L	4	3.7	92	90-110	

MATRIX SPIKE SAMPLE: 1939995

Parameter	Units	70322186002 Result	Spike Conc.	MS Result	MS % Rec	% Rec Limits	Qualifiers
Nitrogen, Kjeldahl, Total	mg/L	0.45	4	4.8	110	90-110	

MATRIX SPIKE SAMPLE: 1939997

Parameter	Units	70322186012 Result	Spike Conc.	MS Result	MS % Rec	% Rec Limits	Qualifiers
Nitrogen, Kjeldahl, Total	mg/L	2.0	4	5.6	91	90-110	

SAMPLE DUPLICATE: 1939996

Parameter	Units	70322186002 Result	Dup Result	RPD	Qualifiers
Nitrogen, Kjeldahl, Total	mg/L	0.45	0.43	4	

SAMPLE DUPLICATE: 1939998

Parameter	Units	70322186012 Result	Dup Result	RPD	Qualifiers
Nitrogen, Kjeldahl, Total	mg/L	2.0	2.0	0	

Results presented on this page are in the units indicated by the "Units" column except where an alternate unit is presented to the right of the result.

This report shall not be reproduced, except in full,
without the written consent of Pace Analytical Services, LLC.

Pace Analytical Services, LLC
575 Broad Hollow Road
Melville, NY 11747
516-370-6000

QUALITY CONTROL DATA

Project: OPERATIONAL WELLS 11/13
Pace Project No.: 70322186

QC Batch: 370963
QC Batch Method: EPA 353.2
Analysis Method: EPA 353.2
Analysis Description: 353.2 Nitrite, Unpres.
Laboratory: Pace Analytical Services - Melville
Associated Lab Samples: 70322186001, 70322186004, 70322186005, 70322186006, 70322186010

METHOD BLANK: 1939934 Matrix: Water
Associated Lab Samples: 70322186001, 70322186004, 70322186005, 70322186006, 70322186010

Parameter	Units	Blank Result	Reporting Limit	Analyzed	Qualifiers
Nitrite as N	mg/L	<0.027	0.027	11/15/24 00:28	

LABORATORY CONTROL SAMPLE: 1939935

Parameter	Units	Spike Conc.	LCS Result	LCS % Rec	% Rec Limits	Qualifiers
Nitrite as N	mg/L	1	0.99	99	90-110	

MATRIX SPIKE SAMPLE: 1939936

Parameter	Units	70322013001 Result	Spike Conc.	MS Result	MS % Rec	% Rec Limits	Qualifiers
Nitrite as N	mg/L	<0.050	0.5	0.49	93	90-110	H1

MATRIX SPIKE SAMPLE: 1939938

Parameter	Units	70322117001 Result	Spike Conc.	MS Result	MS % Rec	% Rec Limits	Qualifiers
Nitrite as N	mg/L	0.040J	0.5	0.44	79	90-110	M1

SAMPLE DUPLICATE: 1939937

Parameter	Units	70322013001 Result	Dup Result	RPD	Qualifiers
Nitrite as N	mg/L	<0.050	0.064		H1

SAMPLE DUPLICATE: 1939939

Parameter	Units	70322117001 Result	Dup Result	RPD	Qualifiers
Nitrite as N	mg/L	0.040J	<0.050		

Results presented on this page are in the units indicated by the "Units" column except where an alternate unit is presented to the right of the result.

This report shall not be reproduced, except in full,
without the written consent of Pace Analytical Services, LLC.

Pace Analytical Services, LLC
575 Broad Hollow Road
Melville, NY 11747
516-370-6000

QUALITY CONTROL DATA

Project: OPERATIONAL WELLS 11/13
Pace Project No.: 70322186

QC Batch: 370964
QC Batch Method: EPA 353.2
Analysis Method: EPA 353.2
Analysis Description: 353.2 Nitrite, Unpres.
Laboratory: Pace Analytical Services - Melville
Associated Lab Samples: 70322186002, 70322186003, 70322186007, 70322186008, 70322186009, 70322186011, 70322186012, 70322186013

METHOD BLANK: 1939940
Matrix: Water
Associated Lab Samples: 70322186002, 70322186003, 70322186007, 70322186008, 70322186009, 70322186011, 70322186012, 70322186013

Parameter	Units	Blank Result	Reporting Limit	Analyzed	Qualifiers
Nitrite as N	mg/L	<0.027	0.027	11/15/24 01:04	

LABORATORY CONTROL SAMPLE: 1939941

Parameter	Units	Spike Conc.	LCS Result	LCS % Rec	% Rec Limits	Qualifiers
Nitrite as N	mg/L	1	1.0	100	90-110	

MATRIX SPIKE SAMPLE: 1939942

Parameter	Units	70322186009 Result	Spike Conc.	MS Result	MS % Rec	% Rec Limits	Qualifiers
Nitrite as N	mg/L	<0.050	0.5	0.45	90	90-110	

MATRIX SPIKE SAMPLE: 1939950

Parameter	Units	70322186002 Result	Spike Conc.	MS Result	MS % Rec	% Rec Limits	Qualifiers
Nitrite as N	mg/L	<0.050	0.5	0.45	90	90-110	

SAMPLE DUPLICATE: 1939943

Parameter	Units	70322186009 Result	Dup Result	RPD	Qualifiers
Nitrite as N	mg/L	<0.050	<0.050		

SAMPLE DUPLICATE: 1939951

Parameter	Units	70322186002 Result	Dup Result	RPD	Qualifiers
Nitrite as N	mg/L	<0.050	<0.050		

Results presented on this page are in the units indicated by the "Units" column except where an alternate unit is presented to the right of the result.

This report shall not be reproduced, except in full,
without the written consent of Pace Analytical Services, LLC.

Pace Analytical Services, LLC
575 Broad Hollow Road
Melville, NY 11747
516-370-6000

QUALITY CONTROL DATA

Project: OPERATIONAL WELLS 11/13
Pace Project No.: 70322186

QC Batch: 370966
QC Batch Method: EPA 353.2
Analysis Method: EPA 353.2
Analysis Description: 353.2 Nitrate, Unpres.
Laboratory: Pace Analytical Services - Melville
Associated Lab Samples: 70322186001, 70322186004, 70322186005, 70322186006

METHOD BLANK: 1939952 Matrix: Water
Associated Lab Samples: 70322186001, 70322186004, 70322186005, 70322186006

Parameter	Units	Blank Result	Reporting Limit	Analyzed	Qualifiers
Nitrate-Nitrite (as N)	mg/L	<0.037	0.037	11/15/24 02:54	

LABORATORY CONTROL SAMPLE: 1939953

Parameter	Units	Spike Conc.	LCS Result	LCS % Rec	% Rec Limits	Qualifiers
Nitrate-Nitrite (as N)	mg/L	1	0.98	98	90-110	

MATRIX SPIKE SAMPLE: 1939954

Parameter	Units	70322024001 Result	Spike Conc.	MS Result	MS % Rec	% Rec Limits	Qualifiers
Nitrate-Nitrite (as N)	mg/L	<0.050	0.5	0.41	76	90-110	M1

MATRIX SPIKE SAMPLE: 1939956

Parameter	Units	70322053003 Result	Spike Conc.	MS Result	MS % Rec	% Rec Limits	Qualifiers
Nitrate-Nitrite (as N)	mg/L	2.0	2.5	4.2	88	90-110	M1

SAMPLE DUPLICATE: 1939955

Parameter	Units	70322024001 Result	Dup Result	RPD	Qualifiers
Nitrate-Nitrite (as N)	mg/L	<0.050	<0.050		

SAMPLE DUPLICATE: 1939957

Parameter	Units	70322053003 Result	Dup Result	RPD	Qualifiers
Nitrate-Nitrite (as N)	mg/L	2.0	1.9	4	

Results presented on this page are in the units indicated by the "Units" column except where an alternate unit is presented to the right of the result.

This report shall not be reproduced, except in full,
without the written consent of Pace Analytical Services, LLC.

Pace Analytical Services, LLC
575 Broad Hollow Road
Melville, NY 11747
516-370-6000

QUALITY CONTROL DATA

Project: OPERATIONAL WELLS 11/13
Pace Project No.: 70322186

QC Batch: 370969
QC Batch Method: EPA 353.2
Analysis Method: EPA 353.2
Analysis Description: 353.2 Nitrate, Unpres.
Laboratory: Pace Analytical Services - Melville
Associated Lab Samples: 70322186002, 70322186003, 70322186007, 70322186008, 70322186009, 70322186010, 70322186011, 70322186012, 70322186013

METHOD BLANK: 1939960
Matrix: Water
Associated Lab Samples: 70322186002, 70322186003, 70322186007, 70322186008, 70322186009, 70322186010, 70322186011, 70322186012, 70322186013

Parameter	Units	Blank Result	Reporting Limit	Analyzed	Qualifiers
Nitrate-Nitrite (as N)	mg/L	<0.037	0.037	11/15/24 03:31	

LABORATORY CONTROL SAMPLE: 1939961

Parameter	Units	Spike Conc.	LCS Result	LCS % Rec	% Rec Limits	Qualifiers
Nitrate-Nitrite (as N)	mg/L	1	0.95	95	90-110	

MATRIX SPIKE SAMPLE: 1939962

Parameter	Units	70322186010 Result	Spike Conc.	MS Result	MS % Rec	% Rec Limits	Qualifiers
Nitrate-Nitrite (as N)	mg/L	0.084	0.5	0.49	82	90-110	M1

MATRIX SPIKE SAMPLE: 1939964

Parameter	Units	70322186002 Result	Spike Conc.	MS Result	MS % Rec	% Rec Limits	Qualifiers
Nitrate-Nitrite (as N)	mg/L	0.091	0.5	0.54	90	90-110	

SAMPLE DUPLICATE: 1939963

Parameter	Units	70322186010 Result	Dup Result	RPD	Qualifiers
Nitrate-Nitrite (as N)	mg/L	0.084	0.070	18	

SAMPLE DUPLICATE: 1939965

Parameter	Units	70322186002 Result	Dup Result	RPD	Qualifiers
Nitrate-Nitrite (as N)	mg/L	0.091	0.090	1	

Results presented on this page are in the units indicated by the "Units" column except where an alternate unit is presented to the right of the result.

This report shall not be reproduced, except in full,
without the written consent of Pace Analytical Services, LLC.

Pace Analytical Services, LLC
575 Broad Hollow Road
Melville, NY 11747
516-370-6000

QUALITY CONTROL DATA

Project: OPERATIONAL WELLS 11/13
Pace Project No.: 70322186

QC Batch: 371570
QC Batch Method: SM22 4500 NH3 H
Analysis Method: SM22 4500 NH3 H
Analysis Description: 4500 Ammonia
Laboratory: Pace Analytical Services - Melville
Associated Lab Samples: 70322186001

METHOD BLANK: 1943756
Matrix: Water
Associated Lab Samples: 70322186001

Parameter	Units	Blank Result	Reporting Limit	Analyzed	Qualifiers
Nitrogen, Ammonia	mg/L	<0.050	0.050	11/19/24 12:52	

LABORATORY CONTROL SAMPLE: 1943757

Parameter	Units	Spike Conc.	LCS Result	LCS % Rec	% Rec Limits	Qualifiers
Nitrogen, Ammonia	mg/L	1	1.0	104	90-110	

MATRIX SPIKE SAMPLE: 1943758

Parameter	Units	70322279001 Result	Spike Conc.	MS Result	MS % Rec	% Rec Limits	Qualifiers
Nitrogen, Ammonia	mg/L	<0.10	1	1.2	122	75-125	

SAMPLE DUPLICATE: 1943759

Parameter	Units	70322279001 Result	Dup Result	RPD	Qualifiers
Nitrogen, Ammonia	mg/L	<0.10	<0.10		

Results presented on this page are in the units indicated by the "Units" column except where an alternate unit is presented to the right of the result.

This report shall not be reproduced, except in full,
without the written consent of Pace Analytical Services, LLC.

Pace Analytical Services, LLC
575 Broad Hollow Road
Melville, NY 11747
516-370-6000

QUALITY CONTROL DATA

Project: OPERATIONAL WELLS 11/13
Pace Project No.: 70322186

QC Batch: 371573
QC Batch Method: SM22 4500 NH3 H
Analysis Method: SM22 4500 NH3 H
Analysis Description: 4500 Ammonia
Laboratory: Pace Analytical Services - Melville
Associated Lab Samples: 70322186002, 70322186003, 70322186004, 70322186005, 70322186006, 70322186007, 70322186008, 70322186009, 70322186010, 70322186011, 70322186012, 70322186013

METHOD BLANK: 1943765
Matrix: Water
Associated Lab Samples: 70322186002, 70322186003, 70322186004, 70322186005, 70322186006, 70322186007, 70322186008, 70322186009, 70322186010, 70322186011, 70322186012, 70322186013

Parameter	Units	Blank Result	Reporting Limit	Analyzed	Qualifiers
Nitrogen, Ammonia	mg/L	<0.050	0.050	11/19/24 13:26	

LABORATORY CONTROL SAMPLE: 1943766

Parameter	Units	Spike Conc.	LCS Result	LCS % Rec	% Rec Limits	Qualifiers
Nitrogen, Ammonia	mg/L	1	1.0	103	90-110	

MATRIX SPIKE SAMPLE: 1943767

Parameter	Units	70322186002 Result	Spike Conc.	MS Result	MS % Rec	% Rec Limits	Qualifiers
Nitrogen, Ammonia	mg/L	<0.10	1	1.1	112	75-125	

SAMPLE DUPLICATE: 1943768

Parameter	Units	70322186002 Result	Dup Result	RPD	Qualifiers
Nitrogen, Ammonia	mg/L	<0.10	<0.10		

Results presented on this page are in the units indicated by the "Units" column except where an alternate unit is presented to the right of the result.

This report shall not be reproduced, except in full,
without the written consent of Pace Analytical Services, LLC.

Pace Analytical Services, LLC
575 Broad Hollow Road
Melville, NY 11747
516-370-6000

QUALITY CONTROL DATA

Project: OPERATIONAL WELLS 11/13
Pace Project No.: 70322186

QC Batch: 371268
QC Batch Method: EPA 9060A
Analysis Method: EPA 9060A
Analysis Description: 9060 TOC
Laboratory: Pace Analytical Services - Melville
Associated Lab Samples: 70322186001

METHOD BLANK: 1942141 Matrix: Water
Associated Lab Samples: 70322186001

Parameter	Units	Blank Result	Reporting Limit	Analyzed	Qualifiers
Mean Total Organic Carbon	mg/L	<0.50	0.50	11/18/24 15:37	
Total Organic Carbon	mg/L	<0.50	0.50	11/18/24 15:37	
Total Organic Carbon	mg/L	<0.50	0.50	11/18/24 15:37	
Total Organic Carbon	mg/L	<0.50	0.50	11/18/24 15:37	
Total Organic Carbon	mg/L	<0.50	0.50	11/18/24 15:37	

LABORATORY CONTROL SAMPLE: 1942142

Parameter	Units	Spike Conc.	LCS Result	LCS % Rec	% Rec Limits	Qualifiers
Mean Total Organic Carbon	mg/L	10	10.0	100	85-115	
Total Organic Carbon	mg/L	10	9.9	99	85-115	
Total Organic Carbon	mg/L	10	10.1	101	85-115	
Total Organic Carbon	mg/L	10	10.1	101	85-115	
Total Organic Carbon	mg/L	10	10.1	101	85-115	

MATRIX SPIKE SAMPLE: 1942143

Parameter	Units	70322287001 Result	Spike Conc.	MS Result	MS % Rec	% Rec Limits	Qualifiers
Mean Total Organic Carbon	mg/L	<1.0	10	10	99	75-125	
Total Organic Carbon	mg/L	<1.0	10	10	99	75-125	
Total Organic Carbon	mg/L	<1.0	10	10.0	100	75-125	
Total Organic Carbon	mg/L	<1.0	10	9.8	98	75-125	
Total Organic Carbon	mg/L	<1.0	10	10.0	99	75-125	

SAMPLE DUPLICATE: 1942144

Parameter	Units	70322287001 Result	Dup Result	RPD	Qualifiers
Mean Total Organic Carbon	mg/L	<1.0	<1.0		
Total Organic Carbon	mg/L	<1.0	<1.0		
Total Organic Carbon	mg/L	<1.0	<1.0		
Total Organic Carbon	mg/L	<1.0	<1.0		
Total Organic Carbon	mg/L	<1.0	<1.0		

Results presented on this page are in the units indicated by the "Units" column except where an alternate unit is presented to the right of the result.

This report shall not be reproduced, except in full,
without the written consent of Pace Analytical Services, LLC.

Pace Analytical Services, LLC
575 Broad Hollow Road
Melville, NY 11747
516-370-6000

QUALITY CONTROL DATA

Project: OPERATIONAL WELLS 11/13
Pace Project No.: 70322186

QC Batch: 372515
QC Batch Method: EPA 9060A
Analysis Method: EPA 9060A
Analysis Description: 9060 TOC
Laboratory: Pace Analytical Services - Melville
Associated Lab Samples: 70322186002, 70322186003, 70322186004, 70322186005, 70322186006, 70322186007, 70322186008, 70322186009, 70322186010, 70322186011, 70322186012, 70322186013

METHOD BLANK: 1949327
Matrix: Water
Associated Lab Samples: 70322186002, 70322186003, 70322186004, 70322186005, 70322186006, 70322186007, 70322186008, 70322186009, 70322186010, 70322186011, 70322186012, 70322186013

Parameter	Units	Blank Result	Reporting Limit	Analyzed	Qualifiers
Mean Total Organic Carbon	mg/L	<0.50	0.50	11/25/24 12:11	
Total Organic Carbon	mg/L	<0.50	0.50	11/25/24 12:11	
Total Organic Carbon	mg/L	<0.50	0.50	11/25/24 12:11	
Total Organic Carbon	mg/L	<0.50	0.50	11/25/24 12:11	
Total Organic Carbon	mg/L	<0.50	0.50	11/25/24 12:11	

LABORATORY CONTROL SAMPLE: 1949328

Parameter	Units	Spike Conc.	LCS Result	LCS % Rec	% Rec Limits	Qualifiers
Mean Total Organic Carbon	mg/L	10	10.2	102	85-115	
Total Organic Carbon	mg/L	10	10.1	101	85-115	
Total Organic Carbon	mg/L	10	10.3	103	85-115	
Total Organic Carbon	mg/L	10	10.1	101	85-115	
Total Organic Carbon	mg/L	10	10.2	102	85-115	

MATRIX SPIKE SAMPLE: 1949330

Parameter	Units	70322186002 Result	Spike Conc.	MS Result	MS % Rec	% Rec Limits	Qualifiers
Mean Total Organic Carbon	mg/L	<1.0	10	10.8	101	75-125	
Total Organic Carbon	mg/L	<1.0	10	11.0	104	75-125	
Total Organic Carbon	mg/L	<1.0	10	10.6	99	75-125	
Total Organic Carbon	mg/L	<1.0	10	10.7	101	75-125	
Total Organic Carbon	mg/L	1.0	10	11.0	99	75-125	

SAMPLE DUPLICATE: 1949329

Parameter	Units	70322186002 Result	Dup Result	RPD	Qualifiers
Mean Total Organic Carbon	mg/L	<1.0	<1.0		
Total Organic Carbon	mg/L	<1.0	<1.0		
Total Organic Carbon	mg/L	1.0	<1.0		
Total Organic Carbon	mg/L	<1.0	<1.0		
Total Organic Carbon	mg/L	<1.0	<1.0		

Results presented on this page are in the units indicated by the "Units" column except where an alternate unit is presented to the right of the result.

This report shall not be reproduced, except in full,
without the written consent of Pace Analytical Services, LLC.

Pace Analytical Services, LLC
575 Broad Hollow Road
Melville, NY 11747
516-370-6000

QUALIFIERS

Project: OPERATIONAL WELLS 11/13
Pace Project No.: 70322186

DEFINITIONS

DF - Dilution Factor, if reported, represents the factor applied to the reported data due to dilution of the sample aliquot.

ND - Not Detected at or above adjusted reporting limit.

TNTC - Too Numerous To Count

J - Estimated concentration above the adjusted method detection limit and below the adjusted reporting limit.

MDL - Adjusted Method Detection Limit.

PQL - Practical Quantitation Limit.

RL - Reporting Limit - The lowest concentration value that meets project requirements for quantitative data with known precision and bias for a specific analyte in a specific matrix.

S - Surrogate

1,2-Diphenylhydrazine decomposes to and cannot be separated from Azobenzene using Method 8270. The result for each analyte is a combined concentration.

Consistent with EPA guidelines, unrounded data are displayed and have been used to calculate % recovery and RPD values.

LCS(D) - Laboratory Control Sample (Duplicate)

MS(D) - Matrix Spike (Duplicate)

DUP - Sample Duplicate

RPD - Relative Percent Difference

NC - Not Calculable.

SG - Silica Gel - Clean-Up

U - Indicates the compound was analyzed for, but not detected.

N-Nitrosodiphenylamine decomposes and cannot be separated from Diphenylamine using Method 8270. The result reported for each analyte is a combined concentration.

Reported results are not rounded until the final step prior to reporting. Therefore, calculated parameters that are typically reported as "Total" may vary slightly from the sum of the reported component parameters.

Pace Analytical is TNI accredited. Contact your Pace PM for the current list of accredited analytes.

TNI - The NELAC Institute.

BATCH QUALIFIERS

Batch: 371549

[1] The post digestion spike for sample 70322186002 (PDS 1943568) did not meet acceptance criteria for Silver and Calcium.

[2] The serial dilution for sample 70322186002 (SD 1943569) did not meet acceptance criteria for Silver, Aluminum, Antimony, Vanadium and Zinc.

ANALYTE QUALIFIERS

H1 Analysis conducted outside the EPA method holding time.

M1 Matrix spike recovery exceeded QC limits. Batch accepted based on laboratory control sample (LCS) recovery.

This report shall not be reproduced, except in full,
without the written consent of Pace Analytical Services, LLC.

Pace Analytical Services, LLC
575 Broad Hollow Road
Melville, NY 11747
516-370-6000

QUALITY CONTROL DATA CROSS REFERENCE TABLE

Project: OPERATIONAL WELLS 11/13
Pace Project No.: 70322186

Lab ID	Sample ID	QC Batch Method	QC Batch	Analytical Method	Analytical Batch
70322186001	**MW-3A**	SM22 2340B	371670		
70322186002	**MW-5D MS/MSD**	SM22 2340B	371670		
70322186003	**MW-5S**	SM22 2340B	371670		
70322186004	**MW-6DA**	SM22 2340B	371670		
70322186005	**MW-6S**	SM22 2340B	371670		
70322186006	**MW-7S**	SM22 2340B	371670		
70322186007	**MW-9S**	SM22 2340B	371670		
70322186008	**MW-9D**	SM22 2340B	371670		
70322186009	**MW-17D**	SM22 2340B	371670		
70322186010	**MW-17S**	SM22 2340B	371670		
70322186011	**MW-27D**	SM22 2340B	371670		
70322186012	**MW-27S**	SM22 2340B	371670		
70322186013	**FB-01**	SM22 2340B	371670		
70322186001	**MW-3A**	EPA 3005A	371523	EPA 6010D	371549
70322186002	**MW-5D MS/MSD**	EPA 3005A	371523	EPA 6010D	371549
70322186003	**MW-5S**	EPA 3005A	371523	EPA 6010D	371549
70322186004	**MW-6DA**	EPA 3005A	371523	EPA 6010D	371549
70322186005	**MW-6S**	EPA 3005A	371523	EPA 6010D	371549
70322186006	**MW-7S**	EPA 3005A	371523	EPA 6010D	371549
70322186007	**MW-9S**	EPA 3005A	371523	EPA 6010D	371549
70322186008	**MW-9D**	EPA 3005A	371523	EPA 6010D	371549
70322186009	**MW-17D**	EPA 3005A	371523	EPA 6010D	371549
70322186010	**MW-17S**	EPA 3005A	371523	EPA 6010D	371549
70322186011	**MW-27D**	EPA 3005A	371523	EPA 6010D	371549
70322186012	**MW-27S**	EPA 3005A	371523	EPA 6010D	371549
70322186013	**FB-01**	EPA 3005A	371523	EPA 6010D	371549
70322186001	**MW-3A**	EPA 7470A	371488	EPA 7470A	371537
70322186002	**MW-5D MS/MSD**	EPA 7470A	371488	EPA 7470A	371537
70322186003	**MW-5S**	EPA 7470A	371488	EPA 7470A	371537
70322186004	**MW-6DA**	EPA 7470A	371488	EPA 7470A	371537
70322186005	**MW-6S**	EPA 7470A	371488	EPA 7470A	371537
70322186006	**MW-7S**	EPA 7470A	371488	EPA 7470A	371537
70322186007	**MW-9S**	EPA 7470A	371488	EPA 7470A	371537
70322186008	**MW-9D**	EPA 7470A	371488	EPA 7470A	371537
70322186009	**MW-17D**	EPA 7470A	371488	EPA 7470A	371537
70322186010	**MW-17S**	EPA 7470A	371488	EPA 7470A	371537
70322186011	**MW-27D**	EPA 7470A	371488	EPA 7470A	371537
70322186012	**MW-27S**	EPA 7470A	371488	EPA 7470A	371537
70322186013	**FB-01**	EPA 7470A	371488	EPA 7470A	371537
70322186001	**MW-3A**	EPA 180.1	370953		
70322186002	**MW-5D MS/MSD**	EPA 180.1	370953		
70322186003	**MW-5S**	EPA 180.1	370953		
70322186004	**MW-6DA**	EPA 180.1	370953		
70322186005	**MW-6S**	EPA 180.1	370953		
70322186006	**MW-7S**	EPA 180.1	370953		
70322186007	**MW-9S**	EPA 180.1	370953		
70322186008	**MW-9D**	EPA 180.1	370953		

This report shall not be reproduced, except in full,
without the written consent of Pace Analytical Services, LLC.

Pace Analytical Services, LLC
575 Broad Hollow Road
Melville, NY 11747
516-370-6000

QUALITY CONTROL DATA CROSS REFERENCE TABLE

Project: OPERATIONAL WELLS 11/13
Pace Project No.: 70322186

Lab ID	Sample ID	QC Batch Method	QC Batch	Analytical Method	Analytical Batch
70322186009	**MW-17D**	EPA 180.1	370953		
70322186010	**MW-17S**	EPA 180.1	370953		
70322186011	**MW-27D**	EPA 180.1	370953		
70322186012	**MW-27S**	EPA 180.1	370953		
70322186013	**FB-01**	EPA 180.1	370953		
70322186001	**MW-3A**	SM22 2320B	372965		
70322186002	**MW-5D MS/MSD**	SM22 2320B	372965		
70322186003	**MW-5S**	SM22 2320B	372965		
70322186004	**MW-6DA**	SM22 2320B	372965		
70322186005	**MW-6S**	SM22 2320B	372965		
70322186006	**MW-7S**	SM22 2320B	372965		
70322186007	**MW-9S**	SM22 2320B	372965		
70322186008	**MW-9D**	SM22 2320B	372965		
70322186009	**MW-17D**	SM22 2320B	372965		
70322186010	**MW-17S**	SM22 2320B	372965		
70322186011	**MW-27D**	SM22 2320B	372965		
70322186012	**MW-27S**	SM22 2320B	372965		
70322186013	**FB-01**	SM22 2320B	372965		
70322186001	**MW-3A**	SM22 2510B	371289		
70322186002	**MW-5D MS/MSD**	SM22 2510B	371289		
70322186003	**MW-5S**	SM22 2510B	371289		
70322186004	**MW-6DA**	SM22 2510B	371289		
70322186005	**MW-6S**	SM22 2510B	371289		
70322186006	**MW-7S**	SM22 2510B	371289		
70322186007	**MW-9S**	SM22 2510B	371289		
70322186008	**MW-9D**	SM22 2510B	371289		
70322186009	**MW-17D**	SM22 2510B	371289		
70322186010	**MW-17S**	SM22 2510B	371289		
70322186011	**MW-27D**	SM22 2510B	371289		
70322186012	**MW-27S**	SM22 2510B	371289		
70322186013	**FB-01**	SM22 2510B	371289		
70322186001	**MW-3A**	SM22 2540C	371552		
70322186002	**MW-5D MS/MSD**	SM22 2540C	371552		
70322186003	**MW-5S**	SM22 2540C	371552		
70322186004	**MW-6DA**	SM22 2540C	371552		
70322186005	**MW-6S**	SM22 2540C	371552		
70322186006	**MW-7S**	SM22 2540C	371552		
70322186007	**MW-9S**	SM22 2540C	371552		
70322186008	**MW-9D**	SM22 2540C	371552		
70322186009	**MW-17D**	SM22 2540C	371552		
70322186010	**MW-17S**	SM22 2540C	371552		
70322186011	**MW-27D**	SM22 2540C	371552		
70322186012	**MW-27S**	SM22 2540C	371552		
70322186013	**FB-01**	SM22 2540C	371553		
70322186001	**MW-3A**	EPA 410.4	371463	EPA 410.4	371468
70322186002	**MW-5D MS/MSD**	EPA 410.4	371463	EPA 410.4	371468

This report shall not be reproduced, except in full,
without the written consent of Pace Analytical Services, LLC.

Pace Analytical Services, LLC
575 Broad Hollow Road
Melville, NY 11747
516-370-6000

QUALITY CONTROL DATA CROSS REFERENCE TABLE

Project: OPERATIONAL WELLS 11/13
Pace Project No.: 70322186

Lab ID	Sample ID	QC Batch Method	QC Batch	Analytical Method	Analytical Batch
70322186003	**MW-5S**	EPA 410.4	371463	EPA 410.4	371468
70322186004	**MW-6DA**	EPA 410.4	371463	EPA 410.4	371468
70322186005	**MW-6S**	EPA 410.4	371463	EPA 410.4	371468
70322186006	**MW-7S**	EPA 410.4	371463	EPA 410.4	371468
70322186007	**MW-9S**	EPA 410.4	371463	EPA 410.4	371468
70322186008	**MW-9D**	EPA 410.4	371463	EPA 410.4	371468
70322186009	**MW-17D**	EPA 410.4	371463	EPA 410.4	371468
70322186010	**MW-17S**	EPA 410.4	371463	EPA 410.4	371468
70322186011	**MW-27D**	EPA 410.4	371463	EPA 410.4	371468
70322186012	**MW-27S**	EPA 410.4	371463	EPA 410.4	371468
70322186013	**FB-01**	EPA 410.4	371463	EPA 410.4	371468
70322186001	**MW-3A**	SM22 5210B	370933	SM22 5210B	372062
70322186002	**MW-5D MS/MSD**	SM22 5210B	370933	SM22 5210B	372062
70322186003	**MW-5S**	SM22 5210B	370933	SM22 5210B	372062
70322186004	**MW-6DA**	SM22 5210B	370933	SM22 5210B	372062
70322186005	**MW-6S**	SM22 5210B	370933	SM22 5210B	372062
70322186006	**MW-7S**	SM22 5210B	370933	SM22 5210B	372062
70322186007	**MW-9S**	SM22 5210B	370933	SM22 5210B	372062
70322186008	**MW-9D**	SM22 5210B	370933	SM22 5210B	372062
70322186009	**MW-17D**	SM22 5210B	370933	SM22 5210B	372062
70322186010	**MW-17S**	SM22 5210B	370933	SM22 5210B	372062
70322186011	**MW-27D**	SM22 5210B	370933	SM22 5210B	372062
70322186012	**MW-27S**	SM22 5210B	370933	SM22 5210B	372062
70322186013	**FB-01**	SM22 5210B	370933	SM22 5210B	372062
70322186001	**MW-3A**	EPA 300.0	372801		
70322186002	**MW-5D MS/MSD**	EPA 300.0	372801		
70322186003	**MW-5S**	EPA 300.0	372801		
70322186004	**MW-6DA**	EPA 300.0	372801		
70322186005	**MW-6S**	EPA 300.0	372801		
70322186006	**MW-7S**	EPA 300.0	372801		
70322186007	**MW-9S**	EPA 300.0	372801		
70322186008	**MW-9D**	EPA 300.0	372801		
70322186009	**MW-17D**	EPA 300.0	372801		
70322186010	**MW-17S**	EPA 300.0	372801		
70322186011	**MW-27D**	EPA 300.0	372801		
70322186012	**MW-27S**	EPA 300.0	372801		
70322186013	**FB-01**	EPA 300.0	372801		
70322186001	**MW-3A**	EPA 351.2	370978	EPA 351.2	370986
70322186002	**MW-5D MS/MSD**	EPA 351.2	370978	EPA 351.2	370986
70322186003	**MW-5S**	EPA 351.2	370978	EPA 351.2	370986
70322186004	**MW-6DA**	EPA 351.2	370978	EPA 351.2	370986
70322186005	**MW-6S**	EPA 351.2	370978	EPA 351.2	370986
70322186006	**MW-7S**	EPA 351.2	370978	EPA 351.2	370986
70322186007	**MW-9S**	EPA 351.2	370978	EPA 351.2	370986
70322186008	**MW-9D**	EPA 351.2	370978	EPA 351.2	370986
70322186009	**MW-17D**	EPA 351.2	370978	EPA 351.2	370986
70322186010	**MW-17S**	EPA 351.2	370978	EPA 351.2	370986

This report shall not be reproduced, except in full,
without the written consent of Pace Analytical Services, LLC.

Pace Analytical Services, LLC
575 Broad Hollow Road
Melville, NY 11747
516-370-6000

QUALITY CONTROL DATA CROSS REFERENCE TABLE

Project: OPERATIONAL WELLS 11/13
Pace Project No.: 70322186

Lab ID	Sample ID	QC Batch Method	QC Batch	Analytical Method	Analytical Batch
70322186011	**MW-27D**	EPA 351.2	370978	EPA 351.2	370986
70322186012	**MW-27S**	EPA 351.2	370978	EPA 351.2	370986
70322186013	**FB-01**	EPA 351.2	370978	EPA 351.2	370986
70322186001	**MW-3A**	EPA 353.2	370966		
70322186002	**MW-5D MS/MSD**	EPA 353.2	370969		
70322186003	**MW-5S**	EPA 353.2	370969		
70322186004	**MW-6DA**	EPA 353.2	370966		
70322186005	**MW-6S**	EPA 353.2	370966		
70322186006	**MW-7S**	EPA 353.2	370966		
70322186007	**MW-9S**	EPA 353.2	370969		
70322186008	**MW-9D**	EPA 353.2	370969		
70322186009	**MW-17D**	EPA 353.2	370969		
70322186010	**MW-17S**	EPA 353.2	370969		
70322186011	**MW-27D**	EPA 353.2	370969		
70322186012	**MW-27S**	EPA 353.2	370969		
70322186013	**FB-01**	EPA 353.2	370969		
70322186001	**MW-3A**	EPA 353.2	370963		
70322186002	**MW-5D MS/MSD**	EPA 353.2	370964		
70322186003	**MW-5S**	EPA 353.2	370964		
70322186004	**MW-6DA**	EPA 353.2	370963		
70322186005	**MW-6S**	EPA 353.2	370963		
70322186006	**MW-7S**	EPA 353.2	370963		
70322186007	**MW-9S**	EPA 353.2	370964		
70322186008	**MW-9D**	EPA 353.2	370964		
70322186009	**MW-17D**	EPA 353.2	370964		
70322186010	**MW-17S**	EPA 353.2	370963		
70322186011	**MW-27D**	EPA 353.2	370964		
70322186012	**MW-27S**	EPA 353.2	370964		
70322186013	**FB-01**	EPA 353.2	370964		
70322186001	**MW-3A**	SM22 4500 NH3 H	371570		
70322186002	**MW-5D MS/MSD**	SM22 4500 NH3 H	371573		
70322186003	**MW-5S**	SM22 4500 NH3 H	371573		
70322186004	**MW-6DA**	SM22 4500 NH3 H	371573		
70322186005	**MW-6S**	SM22 4500 NH3 H	371573		
70322186006	**MW-7S**	SM22 4500 NH3 H	371573		
70322186007	**MW-9S**	SM22 4500 NH3 H	371573		
70322186008	**MW-9D**	SM22 4500 NH3 H	371573		
70322186009	**MW-17D**	SM22 4500 NH3 H	371573		
70322186010	**MW-17S**	SM22 4500 NH3 H	371573		
70322186011	**MW-27D**	SM22 4500 NH3 H	371573		
70322186012	**MW-27S**	SM22 4500 NH3 H	371573		
70322186013	**FB-01**	SM22 4500 NH3 H	371573		

This report shall not be reproduced, except in full,
without the written consent of Pace Analytical Services, LLC.

Pace Analytical Services, LLC
575 Broad Hollow Road
Melville, NY 11747
516-370-6000

QUALITY CONTROL DATA CROSS REFERENCE TABLE

Project: OPERATIONAL WELLS 11/13
Pace Project No.: 70322186

Lab ID	Sample ID	QC Batch Method	QC Batch	Analytical Method	Analytical Batch
70322186001	**MW-3A**	EPA 9060A	371268		
70322186002	**MW-5D MS/MSD**	EPA 9060A	372515		
70322186003	**MW-5S**	EPA 9060A	372515		
70322186004	**MW-6DA**	EPA 9060A	372515		
70322186005	**MW-6S**	EPA 9060A	372515		
70322186006	**MW-7S**	EPA 9060A	372515		
70322186007	**MW-9S**	EPA 9060A	372515		
70322186008	**MW-9D**	EPA 9060A	372515		
70322186009	**MW-17D**	EPA 9060A	372515		
70322186010	**MW-17S**	EPA 9060A	372515		
70322186011	**MW-27D**	EPA 9060A	372515		
70322186012	**MW-27S**	EPA 9060A	372515		
70322186013	**FB-01**	EPA 9060A	372515		

This report shall not be reproduced, except in full,
without the written consent of Pace Analytical Services, LLC.

CHAIN-OF-CUSTODY Analytical Request Document

Pace Analytical®

Chain-of-Custody is a LEGAL DOCUMENT- Complete all relevant fields

LAB USE ONLY — WO# : 70322186 — 70322186

Number or MTJL Log- ONLY

Company: Al Turi Landfill	Billing Information: TJ Milo, 306 Fayette Avenue Reality, 566 Westchester Ave. Rye Brook, NY 10573
Address: 73 Hartley Road Goshen, NY 10924	
Report To: TJ Milo	Email To:
Copy To:	Site Collection Info/Address:
Customer Project Name/Number: Operational Wells	State NY County/City Time Zone Collected EST
Phone: 914-907-2385 Fax:	Site/Facility ID # — Compliance Monitoring? [ ] Yes [ ] No
Collected by (print): Matt Broker PACE	Purchase Order # — DW PWS ID #:
	Quote # — DW Location Code #:
Collected by (signature):	Turnaround Date Required: _____Standard_____ — Immediately Packed on Ice? [ ] Yes [ ] No
Sample Disposal: [ ] Dispose as appropriate [ ] Return [ ] Archive _____ [ ] Hold _____	RUSH: Same Day Next Day 2 Day 3 Day 4 Day 5 Day (Expedite Charges Apply) — Field Filtered (if applicable): [ ] Yes [ ] No — Analysis: _____

Container Preservative Type **: 2 | 2 | 2 | U | U | 1

Lab Project Manager: Jen Aracri JSA

** Preservative Types: (1) nitric acid, (2) sulfuric acid, (3) hydrochloric acid, (4) sodium hydroxide, (5) zinc acetate, (6) methanol, (7) sodium bisulfate, (8) sodium thiosulfate, (9) hexane, (A) ascorbic acid, (B) ammonium sulfate, (C) ammonium hydroxide, (D) TSP, (U) Unpreserved, (O) Other _____

* Matrix Codes (Insert in Matrix box below): Drinking Water (DW), Ground Water (GW), Wastewater (WW), Product (P), Soil/Solid (SL), Oil (OL), Wipe (WP), Air (AR), Tissue (TS), Bioassay (B), Vapor (V), Other (OT)

Customer Sample ID	Matrix*	Comp/ Grab	Collected (or Composite Start) Date	Collected (or Composite Start) Time	Composite End Date	Composite End Time	Res Cl	# of Ctns	NH3, TKN, COD	TOC	TOTAL PHENOLS	ALKALINITY	TDS,CL,NO3,SO4,BROMIDE,BOD5	T-AS,CA,CD,FE,MN,MG,PB,K,NA+CALC HARDNESS	PH,EH,TEMP,TURBIDITY,CONDUCTIVITY				LAB USE ONLY: Lab Sample # / Comments
MW-3A	GW	G	11/13/24	10:50				8	x	x	x	x	x	x	x				
MW-5D MS/MSD	GW	G	11/3/24	12:05				14	x	x	x	x	x	x	x				
MW-5S	GW	G	11/13/24	11:55				8	x	x	x	x	x	x	x				
MW-6DA	GW	G	11/13/24	11:18				8	x	x	x	x	x	x	x				
MW-6S	GW	G	11/13/24	11:25				8	x	x	x	x	x	x	x				
MW-7S	GW	G	11/13/24	11:07				8	x	x	x	x	x	x	x				
MW-9S	GW	G	11/13/24	13:00				8	x	x	x	x	x	x	x				
MW-9D	GW	G	11/13/24	13:10				8	x	x	x	x	x	x	x				
MW-17D	GW	G	11/13/24	11:45				8	x	x	x	x	x	x	x				
MW-17S	GW	G	11/13/24	11:37				8	x	x	x	x	x	x	x				
MW-27D	GW	G	11/13/24	12:45				8	x	x	x	x	x	x	x				
MW-27S	GW	G	11/13/24	12:35				8	x	x	x	x	x	x	x				

Analyses

LAB Profile/Line:

LAB Sample Receipt Checklist:

Custody Seals Present/Intact	Y	N	NA
Custody Signatures Present	Y	N	NA
Collector Signature Present	Y	N	NA
Bottles intact	Y	N	NA
Correct Bottles	Y	N	NA
Sufficient Volume	Y	N	NA
Samples received on ice	Y	N	NA
VOA - Headspace Acceptable	Y	N	NA
USDA Regulated Soils	Y	N	NA
Samples in holding time	Y	N	NA
Residual Chlorine Present	Y	N	NA
Cl Strips: _____			
Sample pH Acceptable	Y	N	NA
pH Strips: 2136 24			
Sulfide Present	Y	N	NA
Lead Acetate Strips: _____			

Customer Remarks/ Special Conditions/ Possible Hazards: Part 360 1993 Routines ASP A

Type of Ice Used: Wet [ ] Blue [ ] Dry [ ] None [ ]

SHORT HOLDS PRESENT (< 72 hours): Y N N/A

Packing Material Used: Ziploc

LAB Tracking #:

Radchem sample(s) screened: (<500 cpm): [ ] Y [ ] N [ ] NA

Samples received via: FEDEX [ ] UPS [ ] Client [ ] Courier [ ] Pace Courier [ ]

LAB Sample Temperature Info:

Temp Blank received: Y N NA

Therm ID #: T1211

Cooler 1 Temp Upon Receipt 2.3 oC

Cooler 1 Therm Corr. Factor 0.3 oC

Cooler 1 Corrected Temp 2.6 oC

Comments: _____

MTJL LAB USE ONLY

Table #: _____

ACCT #: _____

Template: _____

Prelogin: _____

PM: _____

PB: _____

Relinquished by/Company : (Signature)	Date/Time:	Received by/Company : (Signature)	Date/Time:
PACE	11/13/24 15:20	Pace	11/14 4:20
Pace	11/14 8:00	P-LI	11/14/24 8AM

Trip Blank Received: Y N N/A

HCL MeOH TSP Other

NonConformance(s) YES / NO

Page _____ of _____

F-ALL-C-010-rev.00, 05Jul2018

CHAIN-OF-CUSTODY Analytical Request Document

Pace Analytical®

Chain-of-Custody is a LEGAL DOCUMENT- Complete all relevant fields

LAB USE ONLY- Affix Workorder/Login Label Here or List Pace Workorder Number or MTJL Log-in Number Here

ALL SHADED AREAS are for LAB USE ONLY

Company: Al Turi Landfill

Billing Information: TJ Milo, 306 Fayette Avenue Reality, 566 Westchester Ave. Rye Brook, NY 10573

Address: 73 Hartley Road Goshen, NY 10924

Report To: TJ Milo

Email To:

Copy To:

Site Collection Info/Address:

Customer Project Name/Number: Operational Wells

State NY County/City Time Zone Collected EST

Phone: 914-907-2385
Fax:

Site/Facility ID #

Compliance Monitoring? [ ] Yes [ ] No

Collected by (print): Matt Broker PACE

Purchase Order #

DW PWS ID #:

Quote #

DW Location Code #:

Collected by (signature):

Turnaround Date Required: _____Standard_____

Immediately Packed on Ice? [ ] Yes [ ] No

Sample Disposal:
[ ] Dispose as appropriate [ ] Return
[ ] Archive _____
[ ] Hold _____

RUSH:
Same Day Next Day 2 Day 3 Day 4 Day 5 Day
(Expedite Charges Apply)

Field Filtered (if applicable): [ ] Yes [ ] No

Analysis: _____

Container Preservative Type **

2	2	2	U	U	1				

** Preservative Types: (1) nitric acid, (2) sulfuric acid, (3) hydrochloric acid, (4) sodium hydroxide, (5) zinc acetate, (6) methanol, (7) sodium bisulfate, (8) sodium thiosulfate, (9) hexane, (A) ascorbic acid, (B) ammonium sulfate, (C) ammonium hydroxide, (D) TSP, (U) Unpreserved, (O) Other _____

Lab Project Manager: Jen Aracri

LAB Profile/Line:

LAB Sample Receipt Checklist:

Custody Seals Present/Intact	Y	N	NA
Custody Signatures Present	Y	N	NA
Collector Signature Present	Y	N	NA
Bottles Intact	Y	N	NA
Correct Bottles	Y	N	NA
Sufficient Volume	Y	N	NA
Samples received on ice	Y	N	NA
VOA - Headspace Acceptable	Y	N	NA
USDA Regulated Soils	Y	N	NA
Samples in holding time	Y	N	NA
Residual Chlorine Present	Y	N	NA
Cl Strips: _____			
Sample pH Acceptable	Y	N	NA
pH Strips: _____			
Sulfide Present	Y	N	NA
Lead Acetate Strips: _____			

* Matrix Codes (Insert in Matrix box below): Drinking Water (DW), Ground Water (GW), Wastewater (WW), Product (P), Soil/Solid (SL), Oil (OL), Wipe (WP), Air (AR), Tissue (TS), Bioassay (B), Vapor (V), Other (OT)

Analyses

Customer Sample ID	Matrix*	Comp/ Grab	Collected (or Composite Start) Date	Collected (or Composite Start) Time	Composite End Date	Composite End Time	Res Cl	# of Ctns	NH3, TKN, COD	TOC	TOTAL PHENOLS	ALKALINITY	TDS,CL,NO3,SO4,BROMIDE,BOD5	T-AS,CA,CD,FE,MN,MG,PB,K,NA+CALC HARDNESS	PH,EH,TEMP,TURBIDITY,CONDUCTIVITY				↓ LAB USE ONLY: ↓ Lab Sample # / Comments
Field Blank	W	G	11/13/24	12:25				8	x	x	x	x	x	x	x				

Customer Remarks/ Special Conditions/ Possible Hazards: Part 360 1993 Routines ASP A

Type of Ice Used: Wet [ ] Blue [ ] Dry [ ] None [ ]

SHORT HOLDS PRESENT (< 72 hours): Y N N/A

Packing Material Used:

LAB Tracking #:

Radchem sample(s) screened: (<500 cpm): [ ] Y [ ] N [ ] NA

Samples received via: FEDEX [ ] UPS [ ] Client [ ] Courier [ ] Pace Courier [ ]

MTJL LAB USE ONLY

Table #: _____
ACCT #: _____
Template: _____
Prelogin: _____
PM: _____
PB: _____

LAB Sample Temperature Info:

Temp Blank received: Y N NA
Therm ID #: _____
Cooler 1 Temp Upon Receipt _____ oC
Cooler 1 Therm Corr. Factor _____ oC
Cooler 1 Corrected Temp _____ oC
Comments: _____

Trip Blank Received: Y N N/A
HCL MeOH TSP Other

NonConformance(s) YES / NO

Page _____ of _____

Relinquished by/Company : (Signature)	Date/Time:	Received by/Company : (Signature)	Date/Time:
PACE	11/13/24 1320		
Relinquished by/Company : (Signature)	Date/Time:	Received by/Company : (Signature)	Date/Time:
Relinquished by/Company : (Signature)	Date/Time:	Received by/Company : (Signature)	Date/Time:
Relinquished by/Company : (Signature)	Date/Time:	Received by/Company : (Signature)	Date/Time:

F-ALL-C-010-rev.00, 05Jul2018

PACE Analytical Services, Inc. Ground water Field Log

Client: **Al Turi Landfill**

Project: **Operational Wells**

Well ID.: **W-3A**

PACE ID

Condition of Well: Good

Locked: yes

Method of Evacuation: Bailer

Lock ID:

Method of Sampling: Bailer

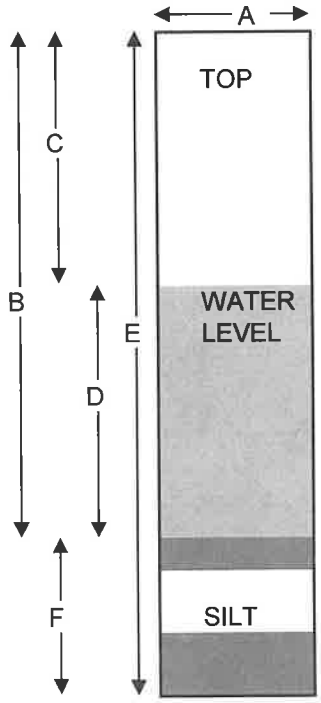

A.	Diameter of Well	4	inches
B.	Well Depth Measured	27.90	feet
C.	Depth to Water	17.10	feet
D.	Length of Water Column (calculated)	10.80	feet
	Conversion Factor	0.65	------
	Well Volume (calculated)	7.02	gallons
	No. of Volumes to be Evacuated	3	------
	Total Volume to be Evacuated	21.06	gallons
	Actual Volume Evacuated	20.0	gallons
E.	Installed Well Depth (if known)	N/A	feet
F.	Depth of Silt (calculated	N/A	feet

Field Measurements	Initial Evacuation	Final Sampling	
Date	11/12/24	11/13/24	
Time	11:45	10:50	
EH	76	75	mV
Temperature	12.3	10.9	C
pH	8.34	7.61	SU
Specific Cond.	327.7	568.1	uS
Turbidity	8.3	104	NTU
Dissolved Oxygen	N/A	N/A	
Appearance	clear	cloudy	

% Recharge:

Initial Depth to Water 17.10 feet

Recharge Depth to Water 18.20 feet

2nd water column height %

1st water column height

Elevation(Top of Casing) N/A feet

G.W. Elevation= N/A feet

G.W.Elevation =Top of Case Elev-Total Depth

Weather: 8C sunny, windy

Observations: sulfur odor

Sampler: Matt Broker

Signature:

1

PACE Analytical Services, Inc. Ground water Field Log

Client: **Al Turi Landfill**

Project: **Operational Wells**

Well ID.: **W-5D MS/MSD**

PACE ID

Condition of Well: Good

Locked: yes

Method of Evacuation: Bailer

Lock ID:

Method of Sampling: Bailer

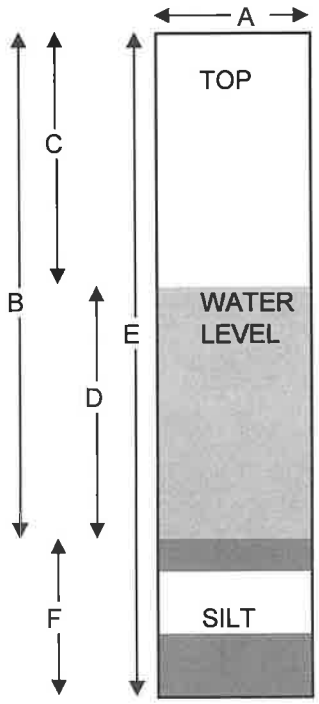

A.	Diameter of Well	2	inches
B.	Well Depth Measured	156.48	feet
C.	Depth to Water	21.50	feet
D.	Length of Water Column (calculated)	134.98	feet
	Conversion Factor	0.16	------
	Well Volume (calculated)	21.60	gallons
	No. of Volumes to be Evacuated	3	------
	Total Volume to be Evacuated	64.80	gallons
	Actual Volume Evacuated	64.0	gallons
E.	Installed Well Depth (if known)	N/A	feet
F.	Depth of Silt (calculated	N/A	feet

Field Measurements	Initial Evacuation	Final Sampling	
Date	11/12/24	11/13/24	
Time	13:10	12:05	
EH	22	-37	mV
Temperature	14.7	13.1	C
pH	8.36	8.13	SU
Specific Cond.	264.6	261.5	uS
Turbidity	8.86	8.29	NTU
Dissolved Oxygen	N/A	N/A	
Appearance	clear	clear	

% Recharge:

Initial Depth to Water 21.13 feet

Recharge Depth to Water 21.42 feet

2nd water column height %

1st water column height

Elevation(Top of Casing) N/A feet

G.W. Elevation= N/A feet

G.W.Elevation =Top of Case Elev-Total Depth

Weather: 9C sunny, windy

Observations: sample clear

Sampler: Matt Broker

Signature:

1

PACE Analytical Services, Inc. Ground water Field Log

Client: **Al Turi Landfill**

Project: **Operational Wells**

Well ID.: **W-5S**

PACE ID

Condition of Well: Good

Locked: yes

Method of Evacuation: Bailer

Lock ID:

Method of Sampling: Bailer

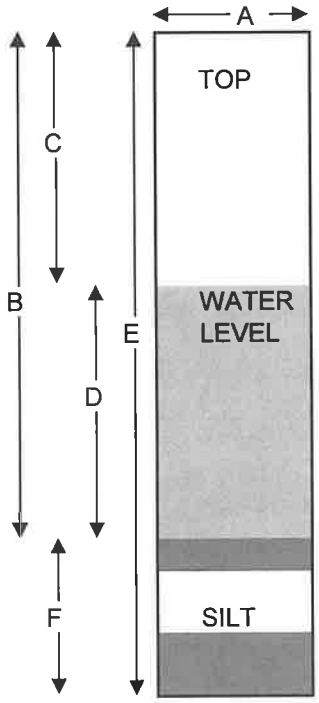

A.	Diameter of Well	2	inches
B.	Well Depth Measured	38.92	feet
C.	Depth to Water	21.13	feet
D.	Length of Water Column (calculated)	17.79	feet
	Conversion Factor	0.16	------
	Well Volume (calculated)	2.85	gallons
	No. of Volumes to be Evacuated	3	------
	Total Volume to be Evacuated	8.55	gallons
	Actual Volume Evacuated	8.5	gallons
E.	Installed Well Depth (if known)	N/A	feet
F.	Depth of Silt (calculated	N/A	feet

Field Measurements	Initial Evacuation	Final Sampling	
Date	11/12/24	11/13/24	
Time	13:05	11:55	
EH	12	-3	mV
Temperature	14.9	12.5	C
pH	6.99	6.99	SU
Specific Cond.	1027	1055	uS
Turbidity	> 1000	78.9	NTU
Dissolved Oxygen	N/A	N/A	
Appearance	orange	cloudy	

% Recharge:

Initial Depth to Water 21.50 feet

Recharge Depth to Water 21.15 feet

2nd water column height %

1st water column height

Elevation(Top of Casing) N/A feet

G.W. Elevation= N/A feet

G.W.Elevation =Top of Case Elev-Total Depth

Weather: 9C sunny, windy

Observations: sample cloudy

cloudy orange while purging

Sampler: Matt Broker

Signature:

1

PACE Analytical Services, Inc. Ground water Field Log

Client: **Al Turi Landfill**

Project: **Operational Wells**

Well ID.: **W-6DA**

PACE ID

Condition of Well: Good

Locked:

Method of Evacuation: Bailer

Lock ID:

Method of Sampling: Bailer

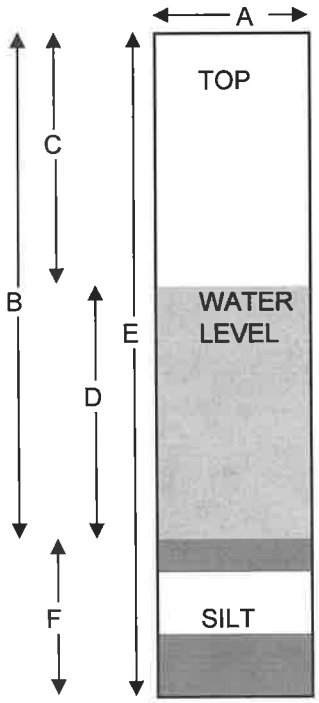

A.	Diameter of Well	2	inches
B.	Well Depth Measured	123.06	feet
C.	Depth to Water	20.70	feet
D.	Length of Water Column (calculated)	102.36	feet
	Conversion Factor	0.16	------
	Well Volume (calculated)	16.38	gallons
	No. of Volumes to be Evacuated	3	------
	Total Volume to be Evacuated	49.14	gallons
	Actual Volume Evacuated	50.0	gallons
E.	Installed Well Depth (if known)	N/A	feet
F.	Depth of Silt (calculated	N/A	feet

Field Measurements	Initial Evacuation	Final Sampling	
Date	11/12/24	11/13/24	
Time	12:20	11:18	
EH	-71	-54	mV
Temperature	13.5	11.5	C
pH	7.61	7.77	SU
Specific Cond.	406.2	383.2	uS
Turbidity	173	4.72	NTU
Dissolved Oxygen	N/A	N/A	
Appearance	cloudy	clear	

% Recharge:

Initial Depth to Water 20.70 feet

Recharge Depth to Water 21.10 feet

2nd water column height %

1st water column height

Elevation(Top of Casing) N/A feet

G.W. Elevation= N/A feet

G.W.Elevation =Top of Case Elev-Total Depth

Weather: 9C sunny, windy

Observations: sample clear

Sampler: Matt Broker

Signature:

1

PACE Analytical Services, Inc. Ground water Field Log

Client: **Al Turi Landfill**

Project: **Operational Wells**

Well ID.: **W-6S**

PACE ID

Condition of Well: Broken

Locked: no

Method of Evacuation: Bailer

Lock ID:

Method of Sampling: Bailer

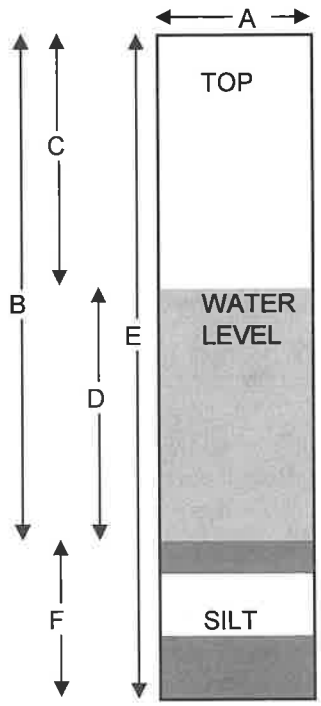

A.	Diameter of Well	2	inches
B.	Well Depth Measured	33.73	feet
C.	Depth to Water	31.35	feet
D.	Length of Water Column (calculated)	2.38	feet
	Conversion Factor	0.16	------
	Well Volume (calculated)	0.38	gallons
	No. of Volumes to be Evacuated	3	------
	Total Volume to be Evacuated	1.14	gallons
	Actual Volume Evacuated	1.3	gallons
E.	Installed Well Depth (if known)	N/A	feet
F.	Depth of Silt (calculated	N/A	feet

Field Measurements	Initial Evacuation	Final Sampling	
Date	11/12/24	11/13/24	
Time	12:15	11:25	
EH	-89	-54	mV
Temperature	13.6	11.3	C
pH	6.75	6.79	SU
Specific Cond.	912.3	887.5	uS
Turbidity	12.4	280	NTU
Dissolved Oxygen	N/A	N/A	
Appearance	clear	cloudy	

% Recharge:

Initial Depth to Water 31.35 feet

Recharge Depth to Water 30.13 feet

2nd water column height %

1st water column height

Elevation(Top of Casing) N/A feet

G.W. Elevation= N/A feet

G.W.Elevation =Top of Case Elev-Total Depth

Weather: 9C sunny, windy

Observations: orange to cloudy while purging

sulfur odor

Sampler: Matt Broker

Signature:

1

PACE Analytical Services, Inc. Ground water Field Log

Client: **Al Turi Landfill**

Project: **Operational Wells**

Well ID.: **W-7S**

PACE ID

Condition of Well: Broken

Locked: yes

Method of Evacuation: Bailer

Lock ID:

Method of Sampling: Bailer

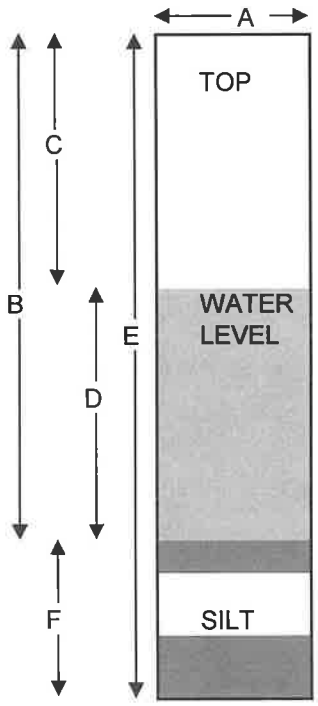

A.	Diameter of Well	2	inches
B.	Well Depth Measured	45.00	feet
C.	Depth to Water	36.36	feet
D.	Length of Water Column (calculated)	8.64	feet
	Conversion Factor	0.16	------
	Well Volume (calculated)	1.38	gallons
	No. of Volumes to be Evacuated	3	------
	Total Volume to be Evacuated	4.14	gallons
	Actual Volume Evacuated	5.0	gallons
E.	Installed Well Depth (if known)	N/A	feet
F.	Depth of Silt (calculated	N/A	feet

Field Measurements	Initial Evacuation	Final Sampling	
Date	11/12/24	11/13/24	
Time	12:00	11:07	
EH	-49	-82	mV
Temperature	14.9	13.9	C
pH	6.89	6.91	SU
Specific Cond.	1241	1218	uS
Turbidity	2.99	15.4	NTU
Dissolved Oxygen	N/A	N/A	
Appearance	clear	slightly cloudy	

% Recharge:

Initial Depth to Water 36.36 feet

Recharge Depth to Water 36.35 feet

2nd water column height %

1st water column height

Elevation(Top of Casing) N/A feet

G.W. Elevation= N/A feet

G.W.Elevation =Top of Case Elev-Total Depth

Weather: 9C sunny, windy

Observations: sulfur odor

Sampler: Matt Broker

Signature:

1

PACE Analytical Services, Inc. Ground water Field Log

Client: **Al Turi Landfill**

Project: **Operational Wells**

Well ID.: **W-9D**

PACE ID

Condition of Well: Good

Locked:

Method of Evacuation: Bailer

Lock ID:

Method of Sampling: Bailer

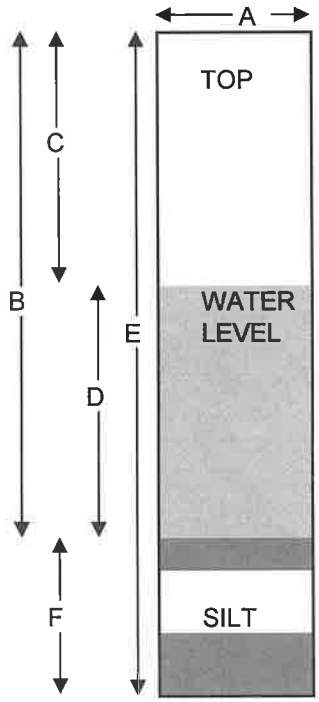

A.	Diameter of Well	2	inches
B.	Well Depth Measured	275.00	feet
C.	Depth to Water	45.50	feet
D.	Length of Water Column (calculated)	229.50	feet
	Conversion Factor	0.16	------
	Well Volume (calculated)	36.72	gallons
	No. of Volumes to be Evacuated	3	------
	Total Volume to be Evacuated	110.16	gallons
	Actual Volume Evacuated	40.0	gallons
E.	Installed Well Depth (if known)	N/A	feet
F.	Depth of Silt (calculated	N/A	feet

Field Measurements	Initial Evacuation	Final Sampling	
Date	11/12/24	11/13/24	
Time	14:10	13:10	
EH	-25	13	mV
Temperature	14.4	14.4	C
pH	7.33	7.35	SU
Specific Cond.	860.8	843.2	uS
Turbidity	4.33	6.9	NTU
Dissolved Oxygen	N/A	N/A	
Appearance	clear	clear	

% Recharge:

Initial Depth to Water 45.50 feet

Recharge Depth to Water 48.40 feet

2nd water column height %

1st water column height

Elevation(Top of Casing) N/A feet

G.W. Elevation= N/A feet

G.W.Elevation =Top of Case Elev-Total Depth

Weather: 9C sunny, windy

Observations: sample clear

Sampler: Matt Broker

Signature:

1

PACE Analytical Services, Inc. Ground water Field Log

Client: **Al Turi Landfill**

Project: **Operational Wells**

Well ID.: **W-9S**

PACE ID

Condition of Well: Good

Locked: no

Method of Evacuation: Bailer

Lock ID:

Method of Sampling: Bailer

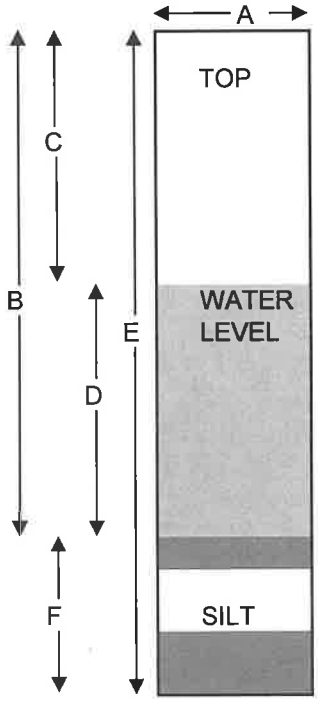

A.	Diameter of Well	2	inches
B.	Well Depth Measured	58.06	feet
C.	Depth to Water	47.84	feet
D.	Length of Water Column (calculated)	10.22	feet
	Conversion Factor	0.16	------
	Well Volume (calculated)	1.64	gallons
	No. of Volumes to be Evacuated	3	------
	Total Volume to be Evacuated	4.92	gallons
	Actual Volume Evacuated	5.0	gallons
E.	Installed Well Depth (if known)	N/A	feet
F.	Depth of Silt (calculated	N/A	feet

Field Measurements	Initial Evacuation	Final Sampling	
Date	11/12/24	11/13/24	
Time	14:00	13:00	
EH	-16	4	mV
Temperature	15.3	13.8	C
pH	6.42	6.47	SU
Specific Cond.	1171	1159	uS
Turbidity	6.16	21.6	NTU
Dissolved Oxygen	N/A	N/A	
Appearance	clear	slightly cloudy	

% Recharge:

Initial Depth to Water 47.84 feet

Recharge Depth to Water 47.80 feet

2nd water column height %

1st water column height

Elevation(Top of Casing) N/A feet

G.W. Elevation= N/A feet

G.W.Elevation =Top of Case Elev-Total Depth

Weather: 9C sunny, windy

Observations:

Sampler: Matt Broker

Signature:

1

PACE Analytical Services, Inc. Ground water Field Log

Client: **Al Turi Landfill**

Project: **Operational Wells**

Well ID.: **W-17D**

PACE ID

Condition of Well: Good

Locked: yes

Method of Evacuation: Bailer

Lock ID:

Method of Sampling: Bailer

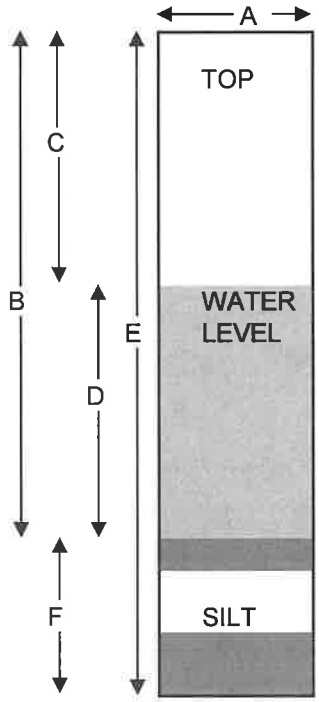

A.	Diameter of Well	2	inches
B.	Well Depth Measured	86.91	feet
C.	Depth to Water	21.79	feet
D.	Length of Water Column (calculated)	65.12	feet
	Conversion Factor	0.16	------
	Well Volume (calculated)	10.42	gallons
	No. of Volumes to be Evacuated	3	------
	Total Volume to be Evacuated	31.26	gallons
	Actual Volume Evacuated	31.0	gallons
E.	Installed Well Depth (if known)	N/A	feet
F.	Depth of Silt (calculated	N/A	feet

Field Measurements	Initial Evacuation	Final Sampling	
Date	11/12/24	11/13/24	
Time	12:40	11:45	
EH	-17	-18	mV
Temperature	13	12.3	C
pH	7.63	7.09	SU
Specific Cond.	992.1	1135	uS
Turbidity	6.96	6.55	NTU
Dissolved Oxygen	N/A	N/A	
Appearance	clear	clear	

% Recharge:

Initial Depth to Water 21.79 feet

Recharge Depth to Water 21.75 feet

2nd water column height %

1st water column height

Elevation(Top of Casing) N/A feet

G.W. Elevation= N/A feet

G.W.Elevation =Top of Case Elev-Total Depth

Weather: 9C sunny, windy

Observations: sulfur odor

Sampler: Matt Broker

Signature:

1

PACE Analytical Services, Inc. Ground water Field Log

Client: **Al Turi Landfill**

Project: **Operational Wells**

Well ID.: **W-17S**

PACE ID

Condition of Well: Good

Locked: yes

Method of Evacuation: Bailer

Lock ID:

Method of Sampling: Bailer

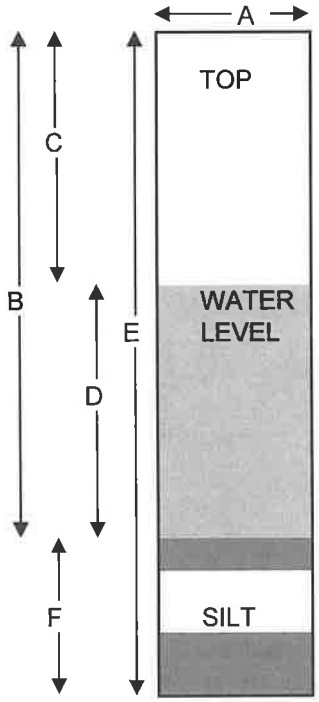

A.	Diameter of Well	2	inches
B.	Well Depth Measured	29.40	feet
C.	Depth to Water	22.62	feet
D.	Length of Water Column (calculated)	6.78	feet
	Conversion Factor	0.16	------
	Well Volume (calculated)	1.08	gallons
	No. of Volumes to be Evacuated	3	------
	Total Volume to be Evacuated	3.24	gallons
	Actual Volume Evacuated	3.0	gallons
E.	Installed Well Depth (if known)	N/A	feet
F.	Depth of Silt (calculated	N/A	feet

Field Measurements	Initial Evacuation	Final Sampling	
Date	11/12/24	11/13/24	
Time	12:30	11:37	
EH	-44	-29	mV
Temperature	13.2	12	C
pH	6.86	6.79	SU
Specific Cond.	1027	1038	uS
Turbidity	832	187	NTU
Dissolved Oxygen	N/A	N/A	
Appearance	orange	cloudy	

% Recharge:

Initial Depth to Water 22.62 feet

Recharge Depth to Water 22.60 feet

2nd water column height %

1st water column height

Elevation(Top of Casing) N/A feet

G.W. Elevation= N/A feet

G.W.Elevation =Top of Case Elev-Total Depth

Weather: 9C sunny, windy

Observations: sample cloudy

Sampler: Matt Broker

Signature:

1

PACE Analytical Services, Inc. Ground water Field Log

Client: **Al Turi Landfill**

Project: **Operational Wells**

Well ID.: **W-27D**

PACE ID

Condition of Well: Good

Locked: yes

Method of Evacuation: Bailer

Lock ID:

Method of Sampling: Bailer

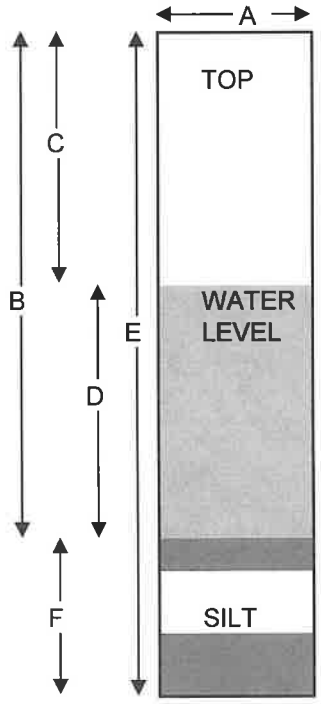

A.	Diameter of Well	2	inches
B.	Well Depth Measured	135.40	feet
C.	Depth to Water	40.55	feet
D.	Length of Water Column (calculated)	94.85	feet
	Conversion Factor	0.16	------
	Well Volume (calculated)	15.18	gallons
	No. of Volumes to be Evacuated	3	------
	Total Volume to be Evacuated	45.54	gallons
	Actual Volume Evacuated	45.0	gallons
E.	Installed Well Depth (if known)	N/A	feet
F.	Depth of Silt (calculated	N/A	feet

Field Measurements	Initial Evacuation	Final Sampling	
Date	11/12/24	11/13/24	
Time	13:20	12:45	
EH	-55	-4	mV
Temperature	15.4	12.5	C
pH	7.55	7.72	SU
Specific Cond.	354.7	364.8	uS
Turbidity	14.4	6.21	NTU
Dissolved Oxygen	N/A	N/A	
Appearance	slightly cloudy	clear	

% Recharge:

Initial Depth to Water	40.55	feet
Recharge Depth to Water	41.14	feet
2nd water column height		%
1st water column height		

Elevation(Top of Casing)	N/A	feet
G.W. Elevation=	N/A	feet

G.W.Elevation =Top of Case Elev-Total Depth

Weather: 9C sunny, windy

Observations: sample clear

Sampler: Matt Broker

Signature:

1

PACE Analytical Services, Inc. Ground water Field Log

Client: **Al Turi Landfill**

Project: **Operational Wells**

Well ID.: **W-27S**

PACE ID

Condition of Well: Good

Locked: yes

Method of Evacuation: Bailer

Lock ID:

Method of Sampling: Bailer

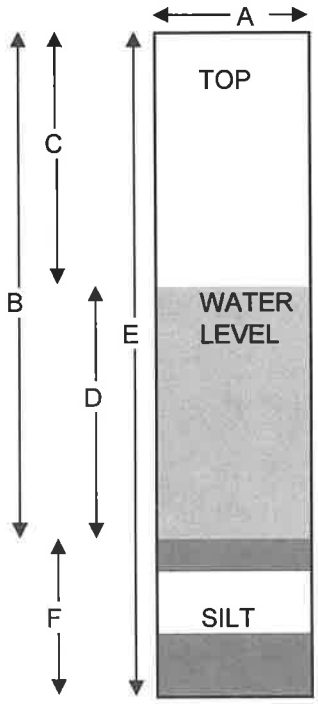

A.	Diameter of Well	2	inches
B.	Well Depth Measured	44.28	feet
C.	Depth to Water	41.52	feet
D.	Length of Water Column (calculated)	2.76	feet
	Conversion Factor	0.16	------
	Well Volume (calculated)	0.44	gallons
	No. of Volumes to be Evacuated	3	------
	Total Volume to be Evacuated	1.32	gallons
	Actual Volume Evacuated	1.5	gallons
E.	Installed Well Depth (if known)	N/A	feet
F.	Depth of Silt (calculated	N/A	feet

Field Measurements	Initial Evacuation	Final Sampling	
Date	11/12/24	11/13/24	
Time	13:25	12:35	
EH	-65	19	mV
Temperature	14.9	12.1	C
pH	6.75	6.81	SU
Specific Cond.	1186	1194	uS
Turbidity	23.7	11.9	NTU
Dissolved Oxygen	N/A	N/A	
Appearance	cloudy	clear	

% Recharge:

Initial Depth to Water 41.52 feet

Recharge Depth to Water 41.50 feet

2nd water column height %

1st water column height

Elevation(Top of Casing) N/A feet

G.W. Elevation= N/A feet

G.W.Elevation =Top of Case Elev-Total Depth

Weather: (C sunny, windy

Observations: sample clear

Sampler: Matt Broker

Signature:

1

Pace Analytical

Sample Receiving Non-Conformance Form (NCF)

ate:	11/14/24	Evaluated by:	AEB
ient:	ALTURI		

Affix Workorder/Login Label Here or List Pace Workorder Number or MTJL Log-in Number Here

70322186

If Chain-of-Custody (COC) is not received: contact client and if necessary, fill out a COC and indicate that it was filled out b b personnel. Note issues on this NCF.

If COC is incomplete, check applicable issues below and add details where appropriate:

Collection date/time missing or incorrect		Analyses or analytes: missing or clarification needed	X	Samples listed on COC do not match samples received (missing, additional, etc.)
Sample IDs on COC do not match sample labels		Required trip blanks were not received		Required signatures are missing

omments/Details/Other Issues not listed above:

FB-01 Sample not listed on COC
Client said he would bring in the other page on 11/15

. Sample integrity issues: check applicable issues below and add details where appropriate:

Samples: Past holding time		Samples: Condition needs to be brought to lab personnel's attention (details below)		Preservation: Improper
Samples: Not field filtered		Containers: Broken or compromised		Temperature: not within acceptance criteria (typica 0-6C)
Samples: Insufficient volume received		Containers: Incorrect		Temperature: Samples arrived frozen
Samples: Cooler damaged or compromised		Custody Seals: Missing or compromised on samples, trip blanks or coolers		Vials received with improper headspace
Samples: contain chlorine or sulfides		Packing Material: Insufficient/Improper		Other:

Comments/Details:

4. If Samples not preserved properly and Sample Receiving adjusts pH, add details below:

Sample ID:	Date/Time:	Amount/type pres added:
Preserved by:	Initial and Final pH:	Lot # of pres added:
Sample ID:	Date/Time:	Amount/type pres added:
Preserved by:	Initial and Final pH:	Lot # of pres added:
Sample ID:	Date/Time:	Amount/type pres added:
Preserved by:	Initial and Final pH:	Lot # of pres added:

5. Client Contact: If client is contacted for any issue listed above, fill in details below:

Client:	Contacted per:	
PM Initials:	Date/Time:	

Client Comments/Instructions:

Microbac Laboratories Inc., - Marietta, OH

CERTIFICATE OF ANALYSIS

M4K1205

Project Description

Phenolics 70322186

For:

Avida Sharma

Pace Analytical Melville

575 Broad Hollow RD

Melville, NY 11747

Customer Relationship Coordinator

Jacqueline Parsons

Monday, December 2, 2024

Please find enclosed the analytical results for the samples you submitted to Microbac Laboratories. Review and compilation of your report was completed by Microbac Laboratories Inc., - Marietta, OH. If you have any questions, comments, or require further assistance regarding this report, please contact your service representative listed above.

I certify that all test results meet all of the requirements of the accrediting authority listed within this report. Analytical results are reported on a 'as received' basis unless specified otherwise. Analytical results for solids with units ending in (dry) are reported on a dry weight basis. A statement of uncertainty for each analysis is available upon request. This laboratory report shall not be reproduced, except in full, without the written approval of Microbac Laboratories. The reported results are related only to the samples analyzed as received.

MICROBAC®

Microbac Laboratories Inc., - Marietta, OH

CERTIFICATE OF ANALYSIS

M4K1205

Pace Analytical Melville

Avida Sharma
575 Broad Hollow RD
Melville, NY 11747

Project Name: Phenolics 70322186

Project / PO Number: 70322186 KMM
Received: 11/19/2024
Reported: 12/02/2024

Case Narrative

Only received (1) bottle for parent/MS/MSD.

Sample Summary Report

Sample Name	Laboratory ID	Client Matrix	Sample Type	Sample Begin	Sample Taken	Lab Received
MW-3A	M4K1205-01	Aqueous			11/13/24 10:50	11/19/24 10:45
MW-5D MS/MSD	M4K1205-02	Aqueous			11/13/24 12:05	11/19/24 10:45
MW-5S	M4K1205-03	Aqueous			11/13/24 11:55	11/19/24 10:45
MW-6DA	M4K1205-04	Aqueous			11/13/24 11:18	11/19/24 10:45
MW-6S	M4K1205-05	Aqueous			11/13/24 11:25	11/19/24 10:45
MW-7S	M4K1205-06	Aqueous			11/13/24 11:07	11/19/24 10:45
MW-9S	M4K1205-07	Aqueous			11/13/24 13:00	11/19/24 10:45
MW-9D	M4K1205-08	Aqueous			11/13/24 13:10	11/19/24 10:45
MW-17D	M4K1205-09	Aqueous			11/13/24 11:45	11/19/24 10:45
MW-17S	M4K1205-10	Aqueous			11/13/24 11:37	11/19/24 10:45
MW-27D	M4K1205-11	Aqueous			11/13/24 12:45	11/19/24 10:45
MW-27S	M4K1205-12	Aqueous			11/13/24 12:35	11/19/24 10:45
FB-01	M4K1205-13	Aqueous			11/13/24 12:25	11/19/24 10:45

Analytical Testing Parameters

Client Sample ID: MW-3A
Sample Matrix: Aqueous
Lab Sample ID: M4K1205-01 **Collection Date:** 11/13/2024 10:50

Inorganics Total	Result	RL	Units	DF	Note	Prepared	Analyzed	Analyst
EPA 420.1								
Phenolics, Total	<0.0100	0.0100	mg/L	1		11/25/24 0847	11/26/24 1257	TTB

Client Sample ID: MW-5D MS/MSD
Sample Matrix: Aqueous
Lab Sample ID: M4K1205-02 **Collection Date:** 11/13/2024 12:05

Inorganics Total	Result	RL	Units	DF	Note	Prepared	Analyzed	Analyst
EPA 420.1								
Phenolics, Total	<0.0100	0.0100	mg/L	1		11/25/24 0847	11/26/24 1300	TTB

Client Sample ID: MW-5S
Sample Matrix: Aqueous
Lab Sample ID: M4K1205-03 **Collection Date:** 11/13/2024 11:55

Inorganics Total	Result	RL	Units	DF	Note	Prepared	Analyzed	Analyst
EPA 420.1								
Phenolics, Total	<0.0100	0.0100	mg/L	1		11/25/24 0847	11/26/24 1311	TTB

Client Sample ID: MW-6DA
Sample Matrix: Aqueous
Lab Sample ID: M4K1205-04 **Collection Date:** 11/13/2024 11:18

Inorganics Total	Result	RL	Units	DF	Note	Prepared	Analyzed	Analyst
EPA 420.1								
Phenolics, Total	<0.0100	0.0100	mg/L	1		11/25/24 0847	11/26/24 1313	TTB

Client Sample ID: MW-6S
Sample Matrix: Aqueous
Lab Sample ID: M4K1205-05 **Collection Date:** 11/13/2024 11:25

Inorganics Total	Result	RL	Units	DF	Note	Prepared	Analyzed	Analyst
EPA 420.1								
Phenolics, Total	<0.0200	0.0200	mg/L	1		11/25/24 0847	11/26/24 1316	TTB

CERTIFICATE OF ANALYSIS

M4K1205

Client Sample ID: MW-7S
Sample Matrix: Aqueous
Lab Sample ID: M4K1205-06
Collection Date: 11/13/2024 11:07

Inorganics Total	Result	RL	Units	DF	Note	Prepared	Analyzed	Analyst
EPA 420.1								
Phenolics, Total	<0.0100	0.0100	mg/L	1		11/25/24 0847	11/26/24 1319	TTB

Client Sample ID: MW-9S
Sample Matrix: Aqueous
Lab Sample ID: M4K1205-07
Collection Date: 11/13/2024 13:00

Inorganics Total	Result	RL	Units	DF	Note	Prepared	Analyzed	Analyst
EPA 420.1								
Phenolics, Total	**0.156**	0.0200	mg/L	1		11/27/24 1448	11/29/24 1503	TTB

Client Sample ID: MW-9D
Sample Matrix: Aqueous
Lab Sample ID: M4K1205-08
Collection Date: 11/13/2024 13:10

Inorganics Total	Result	RL	Units	DF	Note	Prepared	Analyzed	Analyst
EPA 420.1								
Phenolics, Total	<0.0100	0.0100	mg/L	1		11/25/24 0847	11/26/24 1321	TTB

Client Sample ID: MW-17D
Sample Matrix: Aqueous
Lab Sample ID: M4K1205-09
Collection Date: 11/13/2024 11:45

Inorganics Total	Result	RL	Units	DF	Note	Prepared	Analyzed	Analyst
EPA 420.1								
Phenolics, Total	<0.0200	0.0200	mg/L	1		11/27/24 1448	11/29/24 1505	TTB

Client Sample ID: MW-17S
Sample Matrix: Aqueous
Lab Sample ID: M4K1205-10
Collection Date: 11/13/2024 11:37

Inorganics Total	Result	RL	Units	DF	Note	Prepared	Analyzed	Analyst
EPA 420.1								
Phenolics, Total	<0.0100	0.0100	mg/L	1		11/25/24 0847	11/26/24 1324	TTB

Client Sample ID: MW-27D
Sample Matrix: Aqueous
Lab Sample ID: M4K1205-11
Collection Date: 11/13/2024 12:45

Inorganics Total	Result	RL	Units	DF	Note	Prepared	Analyzed	Analyst
EPA 420.1								
Phenolics, Total	<0.0200	0.0200	mg/L	1		11/25/24 0847	11/26/24 1327	TTB

MICROBAC®

Microbac Laboratories Inc., - Marietta, OH

CERTIFICATE OF ANALYSIS

M4K1205

Client Sample ID: MW-27S
Sample Matrix: Aqueous
Lab Sample ID: M4K1205-12 **Collection Date:** 11/13/2024 12:35

Inorganics Total	Result	RL	Units	DF	Note	Prepared	Analyzed	Analyst
EPA 420.1								
Phenolics, Total	<0.0100	0.0100	mg/L	1		11/25/24 0847	11/26/24 1330	TTB

Client Sample ID: FB-01
Sample Matrix: Aqueous
Lab Sample ID: M4K1205-13 **Collection Date:** 11/13/2024 12:25

Inorganics Total	Result	RL	Units	DF	Note	Prepared	Analyzed	Analyst
EPA 420.1								
Phenolics, Total	<0.0100	0.0100	mg/L	1		11/25/24 0847	11/26/24 1332	TTB

Definitions

DF: Dilution Factor representing the amount the sample was diluted during analysis and may not represent preparation factors.
MDL: Minimum Detection Limit
mg/L: Milligrams per Liter
RL: Reporting Limit

Cooler Receipt Log

Cooler ID: Default Cooler Temp: 2.2°C

Cooler Inspection Checklist

Ice Present or not required?	Yes	Shipping containers sealed or not required?	Yes
Custody seals intact or not required?	Yes	Chain of Custody (COC) Present?	Yes
COC includes customer information?	Yes	Relinquished and received signature on COC?	Yes
Sample collector identified on COC?	Yes	Sample type identified on COC?	Yes
Correct type of Containers Received	Yes	Correct number of containers listed on COC?	Yes
Containers Intact?	Yes	COC includes requested analyses?	Yes
Enough sample volume for indicated tests received?	Yes	Sample labels match COC (Name, Date & Time?)	Yes
Samples arrived within hold time?	Yes	Correct preservatives on COC or not required?	Yes
Chemical preservations checked or not required?	Yes	Preservation checks meet method requirements?	Yes
VOA vials have zero headspace, or not recd.?	Yes		

Project Requested Certification(s)

Microbac Laboratories Inc., - Marietta, OH
10861 NY State Department of Health

Report Comments

Samples were received in proper condition and the reported results conform to applicable accreditation standard unless otherwise noted.

The data and information on this, and other accompanying documents, represents only the sample(s) analyzed. This report is incomplete unless all pages indicated in the footnote are present and an authorized signature is included. ***The services were provided under and subject to Microbac's standard terms and conditions which can be located and reviewed at <https://www.microbac.com/standard-terms-conditions>.***

Reviewed and Approved By:

Jacqueline Parsons
Customer Relationship Coordinator
Reported: 12/02/2024 16:09

Chain of Custody

PASI New York Laboratory

Workorder: 70322186 **Workorder Name:** OPERATIONAL WELLS 11/13 **Results Requested By:** 12/2/2024

Report / Invoice To

Kimberley M. Mack
Pace Analytical Melville
575 Broad Hollow Road
Melville, NY 11747
Phone 516-370-6052
Email: kimberley.mack@pacelabs.com

Subcontract To

MICROBAC
158 Starlite Drive
Marietta, OH 45750

P.O. 70322186 KMM

Send Invoice To: invoices@pacelabs.coupahost.com
State of Sample Origin: NY

Item	Sample ID	Collect Date/Time	Lab ID	Matrix	Preserved Containers: H2SO4						Requested Analysis: PHENOLS												LAB USE ONLY
1	MW-3A	11/13/2024 10:50	70322186001	Water							X												
2	MW-5D MS/MSD	11/13/2024 12:05	70322186002	Water							X												
3	MW-5S	11/13/2024 11:55	70322186003	Water							X												
4	MW-6DA	11/13/2024 11:18	70322186004	Water							X												
5	MW-6S	11/13/2024 11:25	70322186005	Water							X												
6	MW-7S	11/13/2024 11:07	70322186006	Water							X												
7	MW-9S	11/13/2024 13:00	70322186007	Water							X												
8	MW-9D	11/13/2024 13:10	70322186008	Water							X												
9	MW-17D	11/13/2024 11:45	70322186009	Water							X												
10	MW-17S	11/13/2024 11:37	70322186010	Water							X												
11	MW-27D	11/13/2024 12:45	70322186011	Water							X												
12	MW-27S	11/13/2024 12:35	70322186012	Water							X												
13	FB-01	11/13/2024 12:25	70322186013	Water							X												
14																							
15																							
16																							
17																							

M4K1205

Pace Analytical - Melville, NY
Rec'd: 11/19/2024 10:45
By: Stephanie Murphy Temp: 2.2 (Signature)

AEB

Transfers	Released By	Date/Time	Received By	Date/Time	Comments
1	[illegible] Pace CL	11/18/24 1800			
2					
3			[illegible]	11/19/24	1045

Cooler Temperature on Receipt 22 °C N	Custody Seal Y or N	Received on Ice Y or N	Samples Intact Y or N

MICROBAC®

Work Order # MUK1205

COOLER TEMP >6° C LOG

SAMPLE ID	Bottle 1 °C	Bottle 2 °C	Bottle 3 °C	Bottle 4 °C	Bottle 5 °C	Bottle 6 °C

11/19/24 SM

pH Lot # HC441991

pH Exceptions

SAMPLE ID	Bottle 1	Bottle 2	Bottle 3	Bottle 4	Bottle 5	Bottle 6

11/19/24 SM

PRESERVATIVE EXCEPTIONS

☑ NONE

AS NOTED

11/19/24 SM

Document Control # 1957
Last 04-10-2019

Issued to: Document Master File

Microbac Laboratories Inc., - Marietta, OH

CERTIFICATE OF ANALYSIS

M4K1205

Project Description

Phenolics 70322186

For:

Avida Sharma

Pace Analytical Melville

575 Broad Hollow RD

Melville, NY 11747

Customer Relationship Coordinator

Jacqueline Parsons

Monday, December 2, 2024

Please find enclosed the analytical results for the samples you submitted to Microbac Laboratories. Review and compilation of your report was completed by Microbac Laboratories Inc., - Marietta, OH. If you have any questions, comments, or require further assistance regarding this report, please contact your service representative listed above.

I certify that all test results meet all of the requirements of the accrediting authority listed within this report. Analytical results are reported on a 'as received' basis unless specified otherwise. Analytical results for solids with units ending in (dry) are reported on a dry weight basis. A statement of uncertainty for each analysis is available upon request. This laboratory report shall not be reproduced, except in full, without the written approval of Microbac Laboratories. The reported results are related only to the samples analyzed as received.

MICROBAC®

Microbac Laboratories Inc., - Marietta, OH

CERTIFICATE OF ANALYSIS

M4K1205

Pace Analytical Melville

Avida Sharma
575 Broad Hollow RD
Melville, NY 11747

Project Name: Phenolics 70322186

Project / PO Number: 70322186 KMM
Received: 11/19/2024
Reported: 12/02/2024

Case Narrative

Only received (1) bottle for parent/MS/MSD.

Sample Summary Report

Sample Name	Laboratory ID	Client Matrix	Sample Type	Sample Begin	Sample Taken	Lab Received
MW-3A	M4K1205-01	Aqueous			11/13/24 10:50	11/19/24 10:45
MW-5D MS/MSD	M4K1205-02	Aqueous			11/13/24 12:05	11/19/24 10:45
MW-5S	M4K1205-03	Aqueous			11/13/24 11:55	11/19/24 10:45
MW-6DA	M4K1205-04	Aqueous			11/13/24 11:18	11/19/24 10:45
MW-6S	M4K1205-05	Aqueous			11/13/24 11:25	11/19/24 10:45
MW-7S	M4K1205-06	Aqueous			11/13/24 11:07	11/19/24 10:45
MW-9S	M4K1205-07	Aqueous			11/13/24 13:00	11/19/24 10:45
MW-9D	M4K1205-08	Aqueous			11/13/24 13:10	11/19/24 10:45
MW-17D	M4K1205-09	Aqueous			11/13/24 11:45	11/19/24 10:45
MW-17S	M4K1205-10	Aqueous			11/13/24 11:37	11/19/24 10:45
MW-27D	M4K1205-11	Aqueous			11/13/24 12:45	11/19/24 10:45
MW-27S	M4K1205-12	Aqueous			11/13/24 12:35	11/19/24 10:45
FB-01	M4K1205-13	Aqueous			11/13/24 12:25	11/19/24 10:45

Analytical Testing Parameters

Client Sample ID: MW-3A
Sample Matrix: Aqueous
Lab Sample ID: M4K1205-01
Collection Date: 11/13/2024 10:50

Inorganics Total	Result	RL	Units	DF	Note	Prepared	Analyzed	Analyst
EPA 420.1								
Phenolics, Total	<0.0100	0.0100	mg/L	1		11/25/24 0847	11/26/24 1257	TTB

Client Sample ID: MW-5D MS/MSD
Sample Matrix: Aqueous
Lab Sample ID: M4K1205-02
Collection Date: 11/13/2024 12:05

Inorganics Total	Result	RL	Units	DF	Note	Prepared	Analyzed	Analyst
EPA 420.1								
Phenolics, Total	<0.0100	0.0100	mg/L	1		11/25/24 0847	11/26/24 1300	TTB

Client Sample ID: MW-5S
Sample Matrix: Aqueous
Lab Sample ID: M4K1205-03
Collection Date: 11/13/2024 11:55

Inorganics Total	Result	RL	Units	DF	Note	Prepared	Analyzed	Analyst
EPA 420.1								
Phenolics, Total	<0.0100	0.0100	mg/L	1		11/25/24 0847	11/26/24 1311	TTB

Client Sample ID: MW-6DA
Sample Matrix: Aqueous
Lab Sample ID: M4K1205-04
Collection Date: 11/13/2024 11:18

Inorganics Total	Result	RL	Units	DF	Note	Prepared	Analyzed	Analyst
EPA 420.1								
Phenolics, Total	<0.0100	0.0100	mg/L	1		11/25/24 0847	11/26/24 1313	TTB

Client Sample ID: MW-6S
Sample Matrix: Aqueous
Lab Sample ID: M4K1205-05
Collection Date: 11/13/2024 11:25

Inorganics Total	Result	RL	Units	DF	Note	Prepared	Analyzed	Analyst
EPA 420.1								
Phenolics, Total	<0.0200	0.0200	mg/L	1		11/25/24 0847	11/26/24 1316	TTB

Client Sample ID: MW-7S
Sample Matrix: Aqueous
Lab Sample ID: M4K1205-06
Collection Date: 11/13/2024 11:07

Inorganics Total	Result	RL	Units	DF	Note	Prepared	Analyzed	Analyst
EPA 420.1								
Phenolics, Total	<0.0100	0.0100	mg/L	1		11/25/24 0847	11/26/24 1319	TTB

Client Sample ID: MW-9S
Sample Matrix: Aqueous
Lab Sample ID: M4K1205-07
Collection Date: 11/13/2024 13:00

Inorganics Total	Result	RL	Units	DF	Note	Prepared	Analyzed	Analyst
EPA 420.1								
Phenolics, Total	**0.156**	0.0200	mg/L	1		11/27/24 1448	11/29/24 1503	TTB

Client Sample ID: MW-9D
Sample Matrix: Aqueous
Lab Sample ID: M4K1205-08
Collection Date: 11/13/2024 13:10

Inorganics Total	Result	RL	Units	DF	Note	Prepared	Analyzed	Analyst
EPA 420.1								
Phenolics, Total	<0.0100	0.0100	mg/L	1		11/25/24 0847	11/26/24 1321	TTB

Client Sample ID: MW-17D
Sample Matrix: Aqueous
Lab Sample ID: M4K1205-09
Collection Date: 11/13/2024 11:45

Inorganics Total	Result	RL	Units	DF	Note	Prepared	Analyzed	Analyst
EPA 420.1								
Phenolics, Total	<0.0200	0.0200	mg/L	1		11/27/24 1448	11/29/24 1505	TTB

Client Sample ID: MW-17S
Sample Matrix: Aqueous
Lab Sample ID: M4K1205-10
Collection Date: 11/13/2024 11:37

Inorganics Total	Result	RL	Units	DF	Note	Prepared	Analyzed	Analyst
EPA 420.1								
Phenolics, Total	<0.0100	0.0100	mg/L	1		11/25/24 0847	11/26/24 1324	TTB

Client Sample ID: MW-27D
Sample Matrix: Aqueous
Lab Sample ID: M4K1205-11
Collection Date: 11/13/2024 12:45

Inorganics Total	Result	RL	Units	DF	Note	Prepared	Analyzed	Analyst
EPA 420.1								
Phenolics, Total	<0.0200	0.0200	mg/L	1		11/25/24 0847	11/26/24 1327	TTB

MICROBAC®

Microbac Laboratories Inc., - Marietta, OH

CERTIFICATE OF ANALYSIS

M4K1205

Client Sample ID: MW-27S
Sample Matrix: Aqueous
Lab Sample ID: M4K1205-12 **Collection Date:** 11/13/2024 12:35

Inorganics Total	Result	RL	Units	DF	Note	Prepared	Analyzed	Analyst
EPA 420.1								
Phenolics, Total	<0.0100	0.0100	mg/L	1		11/25/24 0847	11/26/24 1330	TTB

Client Sample ID: FB-01
Sample Matrix: Aqueous
Lab Sample ID: M4K1205-13 **Collection Date:** 11/13/2024 12:25

Inorganics Total	Result	RL	Units	DF	Note	Prepared	Analyzed	Analyst
EPA 420.1								
Phenolics, Total	<0.0100	0.0100	mg/L	1		11/25/24 0847	11/26/24 1332	TTB

Definitions

DF: Dilution Factor representing the amount the sample was diluted during analysis and may not represent preparation factors.
MDL: Minimum Detection Limit
mg/L: Milligrams per Liter
RL: Reporting Limit

Cooler Receipt Log

Cooler ID: Default Cooler Temp: 2.2°C

Cooler Inspection Checklist

Ice Present or not required?	Yes	Shipping containers sealed or not required?	Yes
Custody seals intact or not required?	Yes	Chain of Custody (COC) Present?	Yes
COC includes customer information?	Yes	Relinquished and received signature on COC?	Yes
Sample collector identified on COC?	Yes	Sample type identified on COC?	Yes
Correct type of Containers Received	Yes	Correct number of containers listed on COC?	Yes
Containers Intact?	Yes	COC includes requested analyses?	Yes
Enough sample volume for indicated tests received?	Yes	Sample labels match COC (Name, Date & Time?)	Yes
Samples arrived within hold time?	Yes	Correct preservatives on COC or not required?	Yes
Chemical preservations checked or not required?	Yes	Preservation checks meet method requirements?	Yes
VOA vials have zero headspace, or not recd.?	Yes		

Project Requested Certification(s)

Microbac Laboratories Inc., - Marietta, OH
10861 NY State Department of Health

Report Comments

Samples were received in proper condition and the reported results conform to applicable accreditation standard unless otherwise noted.

The data and information on this, and other accompanying documents, represents only the sample(s) analyzed. This report is incomplete unless all pages indicated in the footnote are present and an authorized signature is included. ***The services were provided under and subject to Microbac's standard terms and conditions which can be located and reviewed at <https://www.microbac.com/standard-terms-conditions>.***

Reviewed and Approved By:

JParsons

Jacqueline Parsons
Customer Relationship Coordinator
Reported: 12/02/2024 16:09

Chain of Custody

PASI New York Laboratory

Workorder: 70322186 **Workorder Name:** OPERATIONAL WELLS 11/13 **Results Requested By:** 12/2/2024

Report / Invoice To

Kimberley M. Mack
Pace Analytical Melville
575 Broad Hollow Road
Melville, NY 11747
Phone 516-370-6052
Email: kimberley.mack@pacelabs.com

Subcontract To

MICROBAC
158 Starlite Drive
Marietta, OH 45750

P.O. 70322186 KMM

Send Invoice To: invoices@pacelabs.coupahost.com
State of Sample Origin: NY

Item	Sample ID	Collect Date/Time	Lab ID	Matrix	Preserved Containers: H2SO4						Requested Analysis: PHENOLS												LAB USE ONLY
1	MW-3A	11/13/2024 10:50	70322186001	Water							X												
2	MW-5D MS/MSD	11/13/2024 12:05	70322186002	Water							X												
3	MW-5S	11/13/2024 11:55	70322186003	Water							X												
4	MW-6DA	11/13/2024 11:18	70322186004	Water							X												
5	MW-6S	11/13/2024 11:25	70322186005	Water							X												
6	MW-7S	11/13/2024 11:07	70322186006	Water							X												
7	MW-9S	11/13/2024 13:00	70322186007	Water							X												
8	MW-9D	11/13/2024 13:10	70322186008	Water							X												
9	MW-17D	11/13/2024 11:45	70322186009	Water							X												
10	MW-17S	11/13/2024 11:37	70322186010	Water							X												
11	MW-27D	11/13/2024 12:45	70322186011	Water							X												
12	MW-27S	11/13/2024 12:35	70322186012	Water							X												
13	FB-01	11/13/2024 12:25	70322186013	Water							X												
14																							
15																							
16																							
17																							

M4K1205

Pace Analytical - Melville, NY
Rec'd: 11/19/2024 10:45
By: Stephanie Murphy Temp: 2.2 (Signature)

AEB

Transfers	Released By	Date/Time	Received By	Date/Time	Comments
1	[illegible] Pace CL	11/18/24 1800			
2					
3			Stephanie Murphy	11/19/24	1045

Cooler Temperature on Receipt 2.2 °C N	Custody Seal Y or N	Received on Ice (Y) or N	Samples Intact Y or N

MICROBAC®

Work Order # MUK1205

COOLER TEMP >6° C LOG

SAMPLE ID	Bottle 1 °C	Bottle 2 °C	Bottle 3 °C	Bottle 4 °C	Bottle 5 °C	Bottle 6 °C

11/19/24 SM

pH Lot # HC441991

pH Exceptions

SAMPLE ID	Bottle 1	Bottle 2	Bottle 3	Bottle 4	Bottle 5	Bottle 6

11/19/24 SM

PRESERVATIVE EXCEPTIONS

☑ NONE

AS NOTED

11/19/24 SM

Document Control # 1957
Last 04-10-2019

Issued to: Document Master File

Pace Analytical Services, LLC
575 Broad Hollow Road
Melville, NY 11747
516-370-6000

November 20, 2024

TJ Milo
Al Turi Landfill
73 Hartley Road
Goshen, NY 10924

RE: Project: OPERATIONAL WELLS 11/11
Pace Project No.: 70321615

Dear TJ Milo:

Enclosed are the analytical results for sample(s) received by the laboratory on November 12, 2024. The results relate only to the samples included in this report. Results reported herein conform to the applicable TNI/NELAC Standards and the laboratory's Quality Manual, where applicable, unless otherwise noted in the body of the report.

The test results provided in this final report were generated by each of the following laboratories within the Pace Network:

- Pace Analytical Services - Melville
- Pace Analytical Services - Green Bay

If you have any questions concerning this report, please feel free to contact me.

Sincerely,

Kimberley Mack

Kimberley M. Mack
kimberley.mack@pacelabs.com
516-370-6052
Project Manager

Enclosures

cc: Marc Colantuono
Diane Conroy, Tetra Tech

This report shall not be reproduced, except in full,
without the written consent of Pace Analytical Services, LLC.

Pace Analytical Services, LLC
575 Broad Hollow Road
Melville, NY 11747
516-370-6000

CERTIFICATIONS

Project: OPERATIONAL WELLS 11/11
Pace Project No.: 70321615

Pace Analytical Services Green Bay
1241 Bellevue Street, Green Bay, WI 54302
Florida/NELAP Certification #: E87948
Illinois Certification #: 200050
Kentucky UST Certification #: 82
Louisiana Certification #: 04168
Minnesota Certification #: 055-999-334
New York Certification #: 12064
North Dakota Certification #: R-150
South Carolina Certification #: 83006001
Texas Certification #: T104704529-21-8
Virginia VELAP Certification ID: 11873
Wisconsin Certification #: 405132750
Wisconsin DATCP Certification #: 105-444
USDA Soil Permit #: P330-21-00008
Federal Fish & Wildlife Permit #: 51774A

Pace Analytical Services, LLC - Melville, NY
575 Broad Hollow Rd, Melville, NY 11747
Connecticut Certification #: PH-0435
Delaware Certification # NY 10478
Maryland Certification #: 208
Massachusetts Certification #: M-NY026
New Hampshire Certification #: 2987
New Jersey Certification #: NY158
New York Certification #: 10478 Primary Accrediting Body
Pennsylvania Certification #: 68-00350
Rhode Island Certification #: LAO00340
Texas Certification #: T104704582

This report shall not be reproduced, except in full,
without the written consent of Pace Analytical Services, LLC.

Pace Analytical Services, LLC
575 Broad Hollow Road
Melville, NY 11747
516-370-6000

SAMPLE ANALYTE COUNT

Project: OPERATIONAL WELLS 11/11
Pace Project No.: 70321615

Lab ID	Sample ID	Method	Analysts	Analytes Reported	Laboratory
70321615001	**WALL UP**	EPA 6010D	JWT	15	PACE-MV
		ASTM D2216-05M	NAA	1	PACE-MV
		Lloyd Kahn	TJJ	1	PASI-G
70321615002	**WALL DOWN**	EPA 6010D	JWT	15	PACE-MV
		ASTM D2216-05M	NAA	1	PACE-MV
		Lloyd Kahn	TJJ	1	PASI-G

PACE-MV = Pace Analytical Services - Melville
PASI-G = Pace Analytical Services - Green Bay

This report shall not be reproduced, except in full,
without the written consent of Pace Analytical Services, LLC.

Pace Analytical Services, LLC
575 Broad Hollow Road
Melville, NY 11747
516-370-6000

ANALYTICAL RESULTS

Project: OPERATIONAL WELLS 11/11
Pace Project No.: 70321615

Sample: WALL UP **Lab ID: 70321615001** Collected: 11/11/24 10:45 Received: 11/12/24 07:00 Matrix: Solid

Results reported on a "dry weight" basis and are adjusted for percent moisture, sample size and any dilutions.

Parameters	Results	Units	Report Limit	DF	Prepared	Analyzed	CAS No.	Qual
6010D MET ICP	Analytical Method: EPA 6010D Preparation Method: EPA 3050B							
	Pace Analytical Services - Melville							
Aluminum	**12700**	mg/kg	15.2	1	11/19/24 07:07	11/19/24 16:43	7429-90-5	
Antimony	**<4.6**	mg/kg	4.6	1	11/19/24 07:07	11/19/24 16:43	7440-36-0	
Arsenic	**7.1**	mg/kg	0.76	1	11/19/24 07:07	11/19/24 16:43	7440-38-2	
Barium	**75.0**	mg/kg	15.2	1	11/19/24 07:07	11/19/24 16:43	7440-39-3	
Boron	**<3.8**	mg/kg	3.8	1	11/19/24 07:07	11/19/24 16:43	7440-42-8	
Cadmium	**0.49**	mg/kg	0.19	1	11/19/24 07:07	11/19/24 16:43	7440-43-9	
Cobalt	**11.3**	mg/kg	3.8	1	11/19/24 07:07	11/19/24 16:43	7440-48-4	
Copper	**38.7**	mg/kg	1.9	1	11/19/24 07:07	11/19/24 16:43	7440-50-8	
Iron	**22500**	mg/kg	7.6	1	11/19/24 07:07	11/19/24 16:43	7439-89-6	
Lead	**26.7**	mg/kg	0.38	1	11/19/24 07:07	11/19/24 16:43	7439-92-1	
Manganese	**843**	mg/kg	1.1	1	11/19/24 07:07	11/19/24 16:43	7439-96-5	
Nickel	**25.6**	mg/kg	3.0	1	11/19/24 07:07	11/19/24 16:43	7440-02-0	
Selenium	**<0.76**	mg/kg	0.76	1	11/19/24 07:07	11/19/24 16:43	7782-49-2	
Vanadium	**21.1**	mg/kg	3.8	1	11/19/24 07:07	11/19/24 16:43	7440-62-2	
Zinc	**433**	mg/kg	1.5	1	11/19/24 07:07	11/19/24 16:43	7440-66-6	
Percent Moisture	Analytical Method: ASTM D2216-05M							
	Pace Analytical Services - Melville							
Percent Moisture	**38.3**	%	0.10	1		11/13/24 07:40		
TOC via Lloyd Kahn	Analytical Method: Lloyd Kahn							
	Pace Analytical Services - Green Bay							
Total Organic Carbon	**48600**	mg/kg	2100	1		11/14/24 21:24	7440-44-0	C4

This report shall not be reproduced, except in full,
without the written consent of Pace Analytical Services, LLC.

Pace Analytical Services, LLC
575 Broad Hollow Road
Melville, NY 11747
516-370-6000

ANALYTICAL RESULTS

Project: OPERATIONAL WELLS 11/11
Pace Project No.: 70321615

Sample: WALL DOWN **Lab ID: 70321615002** Collected: 11/11/24 11:25 Received: 11/12/24 07:00 Matrix: Solid

Results reported on a "dry weight" basis and are adjusted for percent moisture, sample size and any dilutions.

Parameters	Results	Units	Report Limit	DF	Prepared	Analyzed	CAS No.	Qual
6010D MET ICP	Analytical Method: EPA 6010D Preparation Method: EPA 3050B							
	Pace Analytical Services - Melville							
Aluminum	**9220**	mg/kg	16.6	1	11/19/24 07:07	11/19/24 16:45	7429-90-5	
Antimony	**<5.0**	mg/kg	5.0	1	11/19/24 07:07	11/19/24 16:45	7440-36-0	
Arsenic	**4.6**	mg/kg	0.83	1	11/19/24 07:07	11/19/24 16:45	7440-38-2	
Barium	**60.6**	mg/kg	16.6	1	11/19/24 07:07	11/19/24 16:45	7440-39-3	
Boron	**<4.2**	mg/kg	4.2	1	11/19/24 07:07	11/19/24 16:45	7440-42-8	
Cadmium	**0.25**	mg/kg	0.21	1	11/19/24 07:07	11/19/24 16:45	7440-43-9	
Cobalt	**8.0**	mg/kg	4.2	1	11/19/24 07:07	11/19/24 16:45	7440-48-4	
Copper	**26.0**	mg/kg	2.1	1	11/19/24 07:07	11/19/24 16:45	7440-50-8	
Iron	**16700**	mg/kg	8.3	1	11/19/24 07:07	11/19/24 16:45	7439-89-6	
Lead	**13.7**	mg/kg	0.42	1	11/19/24 07:07	11/19/24 16:45	7439-92-1	
Manganese	**667**	mg/kg	1.2	1	11/19/24 07:07	11/19/24 16:45	7439-96-5	
Nickel	**17.3**	mg/kg	3.3	1	11/19/24 07:07	11/19/24 16:45	7440-02-0	
Selenium	**<0.83**	mg/kg	0.83	1	11/19/24 07:07	11/19/24 16:45	7782-49-2	
Vanadium	**15.4**	mg/kg	4.2	1	11/19/24 07:07	11/19/24 16:45	7440-62-2	
Zinc	**106**	mg/kg	1.7	1	11/19/24 07:07	11/19/24 16:45	7440-66-6	
Percent Moisture	Analytical Method: ASTM D2216-05M							
	Pace Analytical Services - Melville							
Percent Moisture	**49.4**	%	0.10	1		11/13/24 07:41		
TOC via Lloyd Kahn	Analytical Method: Lloyd Kahn							
	Pace Analytical Services - Green Bay							
Total Organic Carbon	**67000**	mg/kg	4010	1		11/14/24 21:46	7440-44-0	C4,M0

This report shall not be reproduced, except in full,
without the written consent of Pace Analytical Services, LLC.

Pace Analytical Services, LLC
575 Broad Hollow Road
Melville, NY 11747
516-370-6000

QUALITY CONTROL DATA

Project: OPERATIONAL WELLS 11/11
Pace Project No.: 70321615

QC Batch: 371484
QC Batch Method: EPA 3050B
Analysis Method: EPA 6010D
Analysis Description: 6010D MET
Laboratory: Pace Analytical Services - Melville
Associated Lab Samples: 70321615001, 70321615002

METHOD BLANK: 1943271
Matrix: Solid
Associated Lab Samples: 70321615001, 70321615002

Parameter	Units	Blank Result	Reporting Limit	Analyzed	Qualifiers
Aluminum	mg/kg	<8.9	8.9	11/19/24 16:16	
Antimony	mg/kg	<2.7	2.7	11/19/24 16:16	
Arsenic	mg/kg	<0.44	0.44	11/19/24 16:16	
Barium	mg/kg	<8.9	8.9	11/19/24 16:16	
Boron	mg/kg	<2.2	2.2	11/19/24 16:16	
Cadmium	mg/kg	<0.11	0.11	11/19/24 16:16	
Cobalt	mg/kg	<2.2	2.2	11/19/24 16:16	
Copper	mg/kg	<1.1	1.1	11/19/24 16:16	
Iron	mg/kg	<4.4	4.4	11/19/24 16:16	
Lead	mg/kg	<0.22	0.22	11/19/24 16:16	
Manganese	mg/kg	<0.67	0.67	11/19/24 16:16	
Nickel	mg/kg	<1.8	1.8	11/19/24 16:16	
Selenium	mg/kg	<0.44	0.44	11/19/24 16:16	
Vanadium	mg/kg	<2.2	2.2	11/19/24 16:16	
Zinc	mg/kg	<0.89	0.89	11/19/24 16:16	

LABORATORY CONTROL SAMPLE: 1943272

Parameter	Units	Spike Conc.	LCS Result	LCS % Rec	% Rec Limits	Qualifiers
Aluminum	mg/kg	6110	6260	103	53-147	
Antimony	mg/kg	114	62.6	55	10-200	
Arsenic	mg/kg	280	285	102	80-120	
Barium	mg/kg	274	311	113	80-120	
Boron	mg/kg	206	226	109	69-189	
Cadmium	mg/kg	191	211	110	80-120	
Cobalt	mg/kg	73.5	81.1	110	80-120	
Copper	mg/kg	185	204	110	80-120	
Iron	mg/kg	5860	5950	101	58-142	
Lead	mg/kg	83.6	91.4	109	80-120	
Manganese	mg/kg	478	514	107	80-120	
Nickel	mg/kg	282	298	106	80-120	
Selenium	mg/kg	149	158	106	80-120	
Vanadium	mg/kg	92.8	101	109	80-120	
Zinc	mg/kg	150	161	108	80-120	

Results presented on this page are in the units indicated by the "Units" column except where an alternate unit is presented to the right of the result.

This report shall not be reproduced, except in full,
without the written consent of Pace Analytical Services, LLC.

Pace Analytical Services, LLC
575 Broad Hollow Road
Melville, NY 11747
516-370-6000

QUALITY CONTROL DATA

Project: OPERATIONAL WELLS 11/11
Pace Project No.: 70321615

MATRIX SPIKE SAMPLE: 1943274

Parameter	Units	70321208001 Result	Spike Conc.	MS Result	MS % Rec	% Rec Limits	Qualifiers
Aluminum	mg/kg	24700	925	23500	-129	75-125	M1
Antimony	mg/kg	<4.4	74	63.4	82	75-125	
Arsenic	mg/kg	3.6	36.9	39.2	96	75-125	
Barium	mg/kg	237	36.9	261	64	75-125	M1
Boron	mg/kg	15.6	74	89.5	100	75-125	
Cadmium	mg/kg	1.2	36.9	39.4	103	75-125	
Cobalt	mg/kg	<3.7	36.9	40.3	104	75-125	
Copper	mg/kg	343	36.9	347	9	75-125	M1
Iron	mg/kg	6010	369	5840	-47	75-125	M1
Lead	mg/kg	21.2	36.9	57.4	98	75-125	
Manganese	mg/kg	189	36.9	206	45	75-125	M1
Nickel	mg/kg	12.7	36.9	48.1	96	75-125	
Selenium	mg/kg	5.9	36.9	43.7	102	75-125	
Vanadium	mg/kg	5.0	36.9	42.4	101	75-125	
Zinc	mg/kg	735	36.9	697	-103	75-125	M1

SAMPLE DUPLICATE: 1943273

Parameter	Units	70321208001 Result	Dup Result	RPD	Qualifiers
Aluminum	mg/kg	24700	20900	17	
Antimony	mg/kg	<4.4	<4.4		
Arsenic	mg/kg	3.6	2.9	24	D6
Barium	mg/kg	237	206	14	
Boron	mg/kg	15.6	19.2	21	D6
Cadmium	mg/kg	1.2	1.1	5	
Cobalt	mg/kg	<3.7	<3.6		
Copper	mg/kg	343	305	12	
Iron	mg/kg	6010	5230	14	
Lead	mg/kg	21.2	17.4	19	
Manganese	mg/kg	189	162	15	
Nickel	mg/kg	12.7	11.6	9	
Selenium	mg/kg	5.9	5.0	16	
Vanadium	mg/kg	5.0	4.4	13	
Zinc	mg/kg	735	635	15	

Results presented on this page are in the units indicated by the "Units" column except where an alternate unit is presented to the right of the result.

This report shall not be reproduced, except in full,
without the written consent of Pace Analytical Services, LLC.

Pace Analytical Services, LLC
575 Broad Hollow Road
Melville, NY 11747
516-370-6000

QUALITY CONTROL DATA

Project: OPERATIONAL WELLS 11/11
Pace Project No.: 70321615

QC Batch: 370525
QC Batch Method: ASTM D2216-05M
Analysis Method: ASTM D2216-05M
Analysis Description: Dry Weight/Percent Moisture
Laboratory: Pace Analytical Services - Melville
Associated Lab Samples: 70321615001, 70321615002

SAMPLE DUPLICATE: 1937418

Parameter	Units	70321615001 Result	Dup Result	RPD	Qualifiers
Percent Moisture	%	38.3	36.8	4	

SAMPLE DUPLICATE: 1937419

Parameter	Units	70321615002 Result	Dup Result	RPD	Qualifiers
Percent Moisture	%	49.4	54.2	9	

Results presented on this page are in the units indicated by the "Units" column except where an alternate unit is presented to the right of the result.

This report shall not be reproduced, except in full,
without the written consent of Pace Analytical Services, LLC.

Pace Analytical Services, LLC
575 Broad Hollow Road
Melville, NY 11747
516-370-6000

QUALITY CONTROL DATA

Project: OPERATIONAL WELLS 11/11
Pace Project No.: 70321615

QC Batch: 490280
QC Batch Method: Lloyd Kahn
Analysis Method: Lloyd Kahn
Analysis Description: Lloyd Kahn TOC
Laboratory: Pace Analytical Services - Green Bay
Associated Lab Samples: 70321615001, 70321615002

METHOD BLANK: 2807686
Matrix: Solid
Associated Lab Samples: 70321615001, 70321615002

Parameter	Units	Blank Result	Reporting Limit	Analyzed	Qualifiers
Total Organic Carbon	mg/kg	<100	100	11/14/24 21:14	

LABORATORY CONTROL SAMPLE: 2807687

Parameter	Units	Spike Conc.	LCS Result	LCS % Rec	% Rec Limits	Qualifiers
Total Organic Carbon	mg/kg	2000	1960	98	80-120	

MATRIX SPIKE & MATRIX SPIKE DUPLICATE: 2807688 2807689

Parameter	Units	70321615002 Result	MS Spike Conc.	MSD Spike Conc.	MS Result	MSD Result	MS % Rec	MSD % Rec	% Rec Limits	RPD	Qual
Total Organic Carbon	mg/kg	67000	21900	22700	104000	98100	168	137	80-120	6	M0

Results presented on this page are in the units indicated by the "Units" column except where an alternate unit is presented to the right of the result.

REPORT OF LABORATORY ANALYSIS

This report shall not be reproduced, except in full,
without the written consent of Pace Analytical Services, LLC.

Pace Analytical Services, LLC
575 Broad Hollow Road
Melville, NY 11747
516-370-6000

QUALIFIERS

Project: OPERATIONAL WELLS 11/11
Pace Project No.: 70321615

DEFINITIONS

DF - Dilution Factor, if reported, represents the factor applied to the reported data due to dilution of the sample aliquot.

ND - Not Detected at or above adjusted reporting limit.

TNTC - Too Numerous To Count

J - Estimated concentration above the adjusted method detection limit and below the adjusted reporting limit.

MDL - Adjusted Method Detection Limit.

PQL - Practical Quantitation Limit.

RL - Reporting Limit - The lowest concentration value that meets project requirements for quantitative data with known precision and bias for a specific analyte in a specific matrix.

S - Surrogate

1,2-Diphenylhydrazine decomposes to and cannot be separated from Azobenzene using Method 8270. The result for each analyte is a combined concentration.

Consistent with EPA guidelines, unrounded data are displayed and have been used to calculate % recovery and RPD values.

LCS(D) - Laboratory Control Sample (Duplicate)

MS(D) - Matrix Spike (Duplicate)

DUP - Sample Duplicate

RPD - Relative Percent Difference

NC - Not Calculable.

SG - Silica Gel - Clean-Up

U - Indicates the compound was analyzed for, but not detected.

N-Nitrosodiphenylamine decomposes and cannot be separated from Diphenylamine using Method 8270. The result reported for each analyte is a combined concentration.

Reported results are not rounded until the final step prior to reporting. Therefore, calculated parameters that are typically reported as "Total" may vary slightly from the sum of the reported component parameters.

Pace Analytical is TNI accredited. Contact your Pace PM for the current list of accredited analytes.

TNI - The NELAC Institute.

BATCH QUALIFIERS

Batch: 371535

[1] The post digestion spike for sample 70321208001 (PDS 1943485) did not meet acceptance criteria for Silver, Aluminum, Barium, Calcium, Copper, Iron, Magnesium, Manganese and Zinc.

[2] The serial dilution for sample 70321208001 (SD 1943484) did not meet acceptance criteria for Silver, Beryllium, Cobalt, Potassium, Antimony and Thallium.

ANALYTE QUALIFIERS

C4 Sample container did not meet EPA or method requirements.

D6 The precision between the sample and sample duplicate exceeded laboratory control limits.

M0 Matrix spike recovery and/or matrix spike duplicate recovery was outside laboratory control limits.

M1 Matrix spike recovery exceeded QC limits. Batch accepted based on laboratory control sample (LCS) recovery.

This report shall not be reproduced, except in full,
without the written consent of Pace Analytical Services, LLC.

Pace Analytical Services, LLC
575 Broad Hollow Road
Melville, NY 11747
516-370-6000

QUALITY CONTROL DATA CROSS REFERENCE TABLE

Project: OPERATIONAL WELLS 11/11
Pace Project No.: 70321615

Lab ID	Sample ID	QC Batch Method	QC Batch	Analytical Method	Analytical Batch
70321615001	**WALL UP**	EPA 3050B	371484	EPA 6010D	371535
70321615002	**WALL DOWN**	EPA 3050B	371484	EPA 6010D	371535
70321615001	**WALL UP**	ASTM D2216-05M	370525		
70321615002	**WALL DOWN**	ASTM D2216-05M	370525		
70321615001	**WALL UP**	Lloyd Kahn	490280		
70321615002	**WALL DOWN**	Lloyd Kahn	490280		

This report shall not be reproduced, except in full,
without the written consent of Pace Analytical Services, LLC.

CHAIN-OF-CUSTODY Analytical Request Document

Pace Analytical®

Chain-of-Custody Is a LEGAL DOCUMENT- Complete all relevant fields

LAB USE ONLY- Affix Workorder/Login Label Here or List Pace Workorder Number or MTJL Log-in Number

WO#: 70321615

70321615

ONLY

Company: Al Turi Landfill

Address: 73 Hartley Road Goshen, NY 10924

Billing Information: TJ Milo, 306 Fayette Avenue Reality, 566 Westchester Ave. Rye Brook, NY 10573

Report To: TJ Milo

Email To:

Copy To:

Site Collection Info/Address:

Customer Project Name/Number: Operational Wells

State NY County/City Time Zone Collected EST

Phone: 914-907-2385
Fax:

Site/Facility ID #

Compliance Monitoring? [ ] Yes [ ] No

Collected by (print): ~~Dan Bubniak~~ PACE
Matt Brotes

Purchase Order #

DW PWS ID #:

Quote #

DW Location Code #:

Collected by (signature):

Turnaround Date Required: _____Standard_____

Immediately Packed on Ice? [ ] Yes [ ] No

Sample Disposal:
[ ] Dispose as appropriate [ ] Return
[ ] Archive _____
[ ] Hold _____

RUSH:
Same Day Next Day 2 Day 3 Day 4 Day 5 Day
(Expedite Charges Apply)

Field Filtered (if applicable): [ ] Yes [ ] No

Analysis: _____

* Matrix Codes (insert in Matrix box below): Drinking Water (DW), Ground Water (GW), Wastewater (WW), Product (P), Soil/Solid (SL), Oil (OL), Wipe (WP), Air (AR), Tissue (TS), Bioassay (B), Vapor (V), Other (OT)

Container U U U

** Preservative Types: (1) nitric acid, (2) sulfuric acid, (3) hydrochloric acid, (4) sodium hydroxide, (5) zinc acetate, (6) methanol, (7) sodium bisulfate, (8) sodium thiosulfate, (9) hexane, (A) ascorbic acid, (B) ammonium sulfate, (C) ammonium hydroxide, (D) TSP, (U) Unpreserved, (O) Other _____

Analyses

Customer Sample ID	Matrix*	Comp/ Grab	Collected (or Composite Start) Date	Collected (or Composite Start) Time	Composite End Date	Composite End Time	Res Cl	# of Ctns	T- AL, SB*, AS, B, BA, CD, CO, CU, FE, PB*, MN, NI, SE, V, ZN	TOC	% Moisture
Wall Up	S	G	11/1/24	1045				1	x	x	x
Wall Down	S	G	11/1/24	1120				1	x	x	x

LAB Profile/Line:

LAB Sample Receipt Checklist:

Custody Seals Present/Intact	Y	N	NA
Custody Signatures Present	Y	N	NA
Collector Signature Present	Y	N	NA
Bottles Intact	Y	N	NA
Correct Bottles	Y	N	NA
Sufficient Volume	Y	N	NA
Samples received on ice	Y	N	NA
VOA - Headspace Acceptable	Y	N	NA
USDA Regulated Soils	Y	N	NA
Samples in holding time	Y	N	NA
Residual Chlorine Present	Y	N	NA
Cl Strips: _____			
Sample pH Acceptable	Y	N	NA
pH Strips: _____			
Sulfide Present	Y	N	NA
Lead Acetate Strips: _____			

↓ LAB USE ONLY: ↓
Lab Sample # / Comments

Customer Remarks/ Special Conditions/ Possible Hazards: Part 360 Baseline 1995 Modified ASP A

Type of Ice Used: Wet [ ] Blue [ ] Dry [ ] None [ ]

SHORT HOLDS PRESENT (< 72 hours): Y N N/A

Packing Material Used: ziplock

LAB Tracking #:

Radchem sample(s) screened: (<500 cpm): [ ] Y [ ] N [ ] NA

Samples received via: FEDEX [ ] UPS [ ] Client [ ] Courier [ ] Pace Courier [ ]

MTJL LAB USE ONLY

Table #: _____
ACCT #: _____
Template: _____
Prelogin: _____
PM: _____
PB: _____

LAB Sample Temperature Info:
Temp Blank received: Y N NA
Therm ID #: T#21
Cooler 1 Temp Upon Receipt 0.3 oC
Cooler 1 Therm Corr. Factor +.03 oC
Cooler 1 Corrected Temp 0.6 oC
Comments: _____

Trip Blank Received: Y N N/A
HCL MeOH TSP Other

NonConformance(s) YES / NO

Page _____ of _____

Relinquished by/Company : (Signature)	Date/Time:	Received by/Company : (Signature)	Date/Time:
PACE	11/1/24 1530	PACE	11/1/24
PACE	11/2/24	ASE PACE US	11/2/24 7:00

F-ALL-C-010-rev.00, 05Jul2018

Pace Analytical Services, LLC
575 Broad Hollow Road
Melville, NY 11747
516-370-6000

December 02, 2024

TJ Milo
Al Turi Landfill
73 Hartley Road
Goshen, NY 10924

RE: Project: CONDENSATE 11/11
Pace Project No.: 70321633

Dear TJ Milo:

Enclosed are the analytical results for sample(s) received by the laboratory on November 12, 2024. The results relate only to the samples included in this report. Results reported herein conform to the applicable TNI/NELAC Standards and the laboratory's Quality Manual, where applicable, unless otherwise noted in the body of the report.

Some analyses were subcontracted outside of the Pace Network. The test report from the external subcontractor is attached to this report in its entirety.

The test results provided in this final report were generated by each of the following laboratories within the Pace Network:

- Pace Analytical Services - Melville

If you have any questions concerning this report, please feel free to contact me.

Sincerely,

Kimberley Mack

Kimberley M. Mack
kimberley.mack@pacelabs.com
516-370-6052
Project Manager

Enclosures

cc: Marc Colantuono
Diane Conroy, Tetra Tech

This report shall not be reproduced, except in full,
without the written consent of Pace Analytical Services, LLC.

Pace Analytical Services, LLC
575 Broad Hollow Road
Melville, NY 11747
516-370-6000

CERTIFICATIONS

Project:	CONDENSATE 11/11
Pace Project No.:	70321633

Pace Analytical Services, LLC - Melville, NY

575 Broad Hollow Rd, Melville, NY 11747
Connecticut Certification #: PH-0435
Delaware Certification # NY 10478
Maryland Certification #: 208
Massachusetts Certification #: M-NY026
New Hampshire Certification #: 2987
New Jersey Certification #: NY158
New York Certification #: 10478 Primary Accrediting Body
Pennsylvania Certification #: 68-00350
Rhode Island Certification #: LAO00340
Texas Certification #: T104704582
Florida Certification #: E871198

This report shall not be reproduced, except in full,
without the written consent of Pace Analytical Services, LLC.

Pace Analytical Services, LLC
575 Broad Hollow Road
Melville, NY 11747
516-370-6000

ANALYTICAL RESULTS

Project: CONDENSATE 11/11
Pace Project No.: 70321633

Sample: CONDENSATE **Lab ID: 70321633001** Collected: 11/11/24 11:10 Received: 11/12/24 07:00 Matrix: Water

Parameters	Results	Units	Report Limit	DF	Prepared	Analyzed	CAS No.	Qual
2340B Hardness, Total (Calc.)	Analytical Method: SM22 2340B Pace Analytical Services - Melville							
Tot Hardness asCaCO3 (SM 2340B	**62600**	ug/L	830	1		11/14/24 14:32		
6010D MET ICP	Analytical Method: EPA 6010D Preparation Method: EPA 3005A Pace Analytical Services - Melville							
Aluminum	**5880**	ug/L	200	1	11/14/24 07:09	11/14/24 14:32	7429-90-5	
Antimony	**2070**	ug/L	60.0	1	11/14/24 07:09	11/14/24 14:32	7440-36-0	
Arsenic	**183**	ug/L	10.0	1	11/14/24 07:09	11/14/24 14:32	7440-38-2	
Barium	**<200**	ug/L	200	1	11/14/24 07:09	11/14/24 14:32	7440-39-3	
Beryllium	**<5.0**	ug/L	5.0	1	11/14/24 07:09	11/14/24 14:32	7440-41-7	
Boron	**<50.0**	ug/L	50.0	1	11/14/24 07:09	11/14/24 14:32	7440-42-8	
Cadmium	**16.8**	ug/L	2.5	1	11/14/24 07:09	11/14/24 14:32	7440-43-9	
Calcium	**21600**	ug/L	200	1	11/14/24 07:09	11/14/24 14:32	7440-70-2	
Chromium	**167000**	ug/L	100	10	11/14/24 07:09	11/14/24 16:07	7440-47-3	
Cobalt	**691**	ug/L	50.0	1	11/14/24 07:09	11/14/24 14:32	7440-48-4	
Copper	**37600**	ug/L	25.0	1	11/14/24 07:09	11/14/24 14:32	7440-50-8	
Iron	**908000**	ug/L	1000	10	11/14/24 07:09	11/14/24 16:07	7439-89-6	
Lead	**1770**	ug/L	5.0	1	11/14/24 07:09	11/14/24 14:32	7439-92-1	
Magnesium	**2110**	ug/L	200	1	11/14/24 07:09	11/14/24 14:32	7439-95-4	
Manganese	**17000**	ug/L	10.0	1	11/14/24 07:09	11/14/24 14:32	7439-96-5	
Nickel	**13800**	ug/L	40.0	1	11/14/24 07:09	11/14/24 14:32	7440-02-0	
Potassium	**<5000**	ug/L	5000	1	11/14/24 07:09	11/14/24 14:32	7440-09-7	
Selenium	**<10.0**	ug/L	10.0	1	11/14/24 07:09	11/14/24 14:32	7782-49-2	
Silver	**<10.0**	ug/L	10.0	1	11/14/24 07:09	11/14/24 14:32	7440-22-4	
Sodium	**<5000**	ug/L	5000	1	11/14/24 07:09	11/14/24 14:32	7440-23-5	
Thallium	**31.2**	ug/L	10.0	1	11/14/24 07:09	11/14/24 14:32	7440-28-0	
Vanadium	**420**	ug/L	50.0	1	11/14/24 07:09	11/14/24 14:32	7440-62-2	
Zinc	**27800**	ug/L	20.0	1	11/14/24 07:09	11/14/24 14:32	7440-66-6	
7470 Mercury	Analytical Method: EPA 7470A Preparation Method: EPA 7470A Pace Analytical Services - Melville							
Mercury	**86.0**	ug/L	2.0	10	11/18/24 07:15	11/18/24 17:15	7439-97-6	
8260C Volatile Organics	Analytical Method: EPA 8260C/5030C Pace Analytical Services - Melville							
1,1,1,2-Tetrachloroethane	**<5.0**	ug/L	5.0	1		11/14/24 18:51	630-20-6	
1,1,1-Trichloroethane	**<5.0**	ug/L	5.0	1		11/14/24 18:51	71-55-6	
1,1,2,2-Tetrachloroethane	**<5.0**	ug/L	5.0	1		11/14/24 18:51	79-34-5	
1,1,2-Trichloroethane	**<5.0**	ug/L	5.0	1		11/14/24 18:51	79-00-5	
1,1-Dichloroethane	**<5.0**	ug/L	5.0	1		11/14/24 18:51	75-34-3	
1,1-Dichloroethene	**<5.0**	ug/L	5.0	1		11/14/24 18:51	75-35-4	
1,1-Dichloropropene	**<5.0**	ug/L	5.0	1		11/14/24 18:51	563-58-6	
1,2,3-Trichloropropane	**<5.0**	ug/L	5.0	1		11/14/24 18:51	96-18-4	
1,2-Dibromo-3-chloropropane	**<5.0**	ug/L	5.0	1		11/14/24 18:51	96-12-8	v3
1,2-Dibromoethane (EDB)	**<5.0**	ug/L	5.0	1		11/14/24 18:51	106-93-4	
1,2-Dichlorobenzene	**5.0**	ug/L	5.0	1		11/14/24 18:51	95-50-1	

This report shall not be reproduced, except in full,
without the written consent of Pace Analytical Services, LLC.

Pace Analytical Services, LLC
575 Broad Hollow Road
Melville, NY 11747
516-370-6000

ANALYTICAL RESULTS

Project: CONDENSATE 11/11
Pace Project No.: 70321633

Sample: CONDENSATE **Lab ID: 70321633001** Collected: 11/11/24 11:10 Received: 11/12/24 07:00 Matrix: Water

Parameters	Results	Units	Report Limit	DF	Prepared	Analyzed	CAS No.	Qual
8260C Volatile Organics	Analytical Method: EPA 8260C/5030C Pace Analytical Services - Melville							
1,2-Dichloroethane	**<5.0**	ug/L	5.0	1		11/14/24 18:51	107-06-2	
1,2-Dichloropropane	**<5.0**	ug/L	5.0	1		11/14/24 18:51	78-87-5	
1,3-Dichlorobenzene	**<5.0**	ug/L	5.0	1		11/14/24 18:51	541-73-1	
1,3-Dichloropropane	**<5.0**	ug/L	5.0	1		11/14/24 18:51	142-28-9	
1,4-Dichlorobenzene	**17.3**	ug/L	5.0	1		11/14/24 18:51	106-46-7	
2,2-Dichloropropane	**<5.0**	ug/L	5.0	1		11/14/24 18:51	594-20-7	
2-Butanone (MEK)	**7.2**	ug/L	5.0	1		11/14/24 18:51	78-93-3	
2-Hexanone	**<5.0**	ug/L	5.0	1		11/14/24 18:51	591-78-6	
4-Methyl-2-pentanone (MIBK)	**<5.0**	ug/L	5.0	1		11/14/24 18:51	108-10-1	
Acetone	**44.4**	ug/L	5.0	1		11/14/24 18:51	67-64-1	v1
Acetonitrile	**<5.0**	ug/L	5.0	1		11/14/24 18:51	75-05-8	
Acrolein	**<5.0**	ug/L	5.0	1		11/14/24 18:51	107-02-8	L1
Acrylonitrile	**<5.0**	ug/L	5.0	1		11/14/24 18:51	107-13-1	
Allyl chloride	**<5.0**	ug/L	5.0	1		11/14/24 18:51	107-05-1	
Benzene	**5.0**	ug/L	5.0	1		11/14/24 18:51	71-43-2	
Bromochloromethane	**<5.0**	ug/L	5.0	1		11/14/24 18:51	74-97-5	
Bromodichloromethane	**<5.0**	ug/L	5.0	1		11/14/24 18:51	75-27-4	
Bromoform	**<5.0**	ug/L	5.0	1		11/14/24 18:51	75-25-2	
Bromomethane	**<5.0**	ug/L	5.0	1		11/14/24 18:51	74-83-9	
Carbon disulfide	**5.0**	ug/L	5.0	1		11/14/24 18:51	75-15-0	
Carbon tetrachloride	**<5.0**	ug/L	5.0	1		11/14/24 18:51	56-23-5	
Chlorobenzene	**5.0**	ug/L	5.0	1		11/14/24 18:51	108-90-7	
Chloroethane	**<5.0**	ug/L	5.0	1		11/14/24 18:51	75-00-3	
Chloroform	**<5.0**	ug/L	5.0	1		11/14/24 18:51	67-66-3	
Chloromethane	**<5.0**	ug/L	5.0	1		11/14/24 18:51	74-87-3	
Chloroprene	**<5.0**	ug/L	5.0	1		11/14/24 18:51	126-99-8	
Dibromochloromethane	**<5.0**	ug/L	5.0	1		11/14/24 18:51	124-48-1	
Dibromomethane	**<5.0**	ug/L	5.0	1		11/14/24 18:51	74-95-3	
Dichlorodifluoromethane	**<5.0**	ug/L	5.0	1		11/14/24 18:51	75-71-8	
Ethyl methacrylate	**<5.0**	ug/L	5.0	1		11/14/24 18:51	97-63-2	
Ethylbenzene	**12.3**	ug/L	5.0	1		11/14/24 18:51	100-41-4	
Iodomethane	**<5.0**	ug/L	5.0	1		11/14/24 18:51	74-88-4	IC
Isobutanol	**<25.0**	ug/L	25.0	1		11/14/24 18:51	78-83-1	
Methacrylonitrile	**<5.0**	ug/L	5.0	1		11/14/24 18:51	126-98-7	
Methyl methacrylate	**<5.0**	ug/L	5.0	1		11/14/24 18:51	80-62-6	
Methylene Chloride	**<5.0**	ug/L	5.0	1		11/14/24 18:51	75-09-2	
Propionitrile	**<5.0**	ug/L	5.0	1		11/14/24 18:51	107-12-0	
Styrene	**<5.0**	ug/L	5.0	1		11/14/24 18:51	100-42-5	
Tetrachloroethene	**<5.0**	ug/L	5.0	1		11/14/24 18:51	127-18-4	
Toluene	**18.0**	ug/L	5.0	1		11/14/24 18:51	108-88-3	
Trichloroethene	**<5.0**	ug/L	5.0	1		11/14/24 18:51	79-01-6	
Trichlorofluoromethane	**<5.0**	ug/L	5.0	1		11/14/24 18:51	75-69-4	
Vinyl acetate	**<5.0**	ug/L	5.0	1		11/14/24 18:51	108-05-4	
Vinyl chloride	**<5.0**	ug/L	5.0	1		11/14/24 18:51	75-01-4	
Xylene (Total)	**24.0**	ug/L	5.0	1		11/14/24 18:51	1330-20-7	
cis-1,2-Dichloroethene	**<5.0**	ug/L	5.0	1		11/14/24 18:51	156-59-2	

This report shall not be reproduced, except in full,
without the written consent of Pace Analytical Services, LLC.

Pace Analytical Services, LLC
575 Broad Hollow Road
Melville, NY 11747
516-370-6000

ANALYTICAL RESULTS

Project: CONDENSATE 11/11
Pace Project No.: 70321633

Sample: CONDENSATE **Lab ID: 70321633001** Collected: 11/11/24 11:10 Received: 11/12/24 07:00 Matrix: Water

Parameters	Results	Units	Report Limit	DF	Prepared	Analyzed	CAS No.	Qual
8260C Volatile Organics	Analytical Method: EPA 8260C/5030C							
	Pace Analytical Services - Melville							
cis-1,3-Dichloropropene	**<5.0**	ug/L	5.0	1		11/14/24 18:51	10061-01-5	
trans-1,2-Dichloroethene	**<5.0**	ug/L	5.0	1		11/14/24 18:51	156-60-5	
trans-1,3-Dichloropropene	**<5.0**	ug/L	5.0	1		11/14/24 18:51	10061-02-6	
trans-1,4-Dichloro-2-butene	**<5.0**	ug/L	5.0	1		11/14/24 18:51	110-57-6	
Surrogates								
1,2-Dichloroethane-d4 (S)	94	%	80-120	1		11/14/24 18:51	17060-07-0	
4-Bromofluorobenzene (S)	94	%	80-120	1		11/14/24 18:51	460-00-4	
Toluene-d8 (S)	105	%	80-120	1		11/14/24 18:51	2037-26-5	
180.1 Turbidity	Analytical Method: EPA 180.1							
	Pace Analytical Services - Melville							
Turbidity	**85.0**	NTU	25.0	25		11/12/24 20:00		
2120B W Apparent Color	Analytical Method: SM22 2120B							
	Pace Analytical Services - Melville							
Apparent Color	**400**	units	125	25		11/12/24 19:53		
pH	**4.1**	Std. Units	0.10	25		11/12/24 19:53		
2320B Alkalinity	Analytical Method: SM22 2320B							
	Pace Analytical Services - Melville							
Alkalinity, Total as CaCO3	**<1.0**	mg/L	1.0	1		11/25/24 09:24		
2540C Total Dissolved Solids	Analytical Method: SM22 2540C							
	Pace Analytical Services - Melville							
Total Dissolved Solids	**4600**	mg/L	1250	1		11/18/24 13:47		
410.4 COD	Analytical Method: EPA 410.4 Preparation Method: EPA 410.4							
	Pace Analytical Services - Melville							
Chemical Oxygen Demand	**757**	mg/L	200	1	11/18/24 03:10	11/18/24 05:31		
5210B BOD, 5 day	Analytical Method: SM22 5210B Preparation Method: SM22 5210B							
	Pace Analytical Services - Melville							
BOD, 5 day	**<100**	mg/L	100	50	11/12/24 14:53	11/17/24 08:16		
7196 Chromium, Hexavalent	Analytical Method: EPA 7196A							
	Pace Analytical Services - Melville							
Chromium, Hexavalent	**<0.020**	mg/L	0.020	1		11/12/24 10:23	18540-29-9	M1
300.0 IC Anions 28 Days	Analytical Method: EPA 300.0							
	Pace Analytical Services - Melville							
Bromide	**<0.50**	mg/L	0.50	1		11/25/24 03:51	24959-67-9	
Chloride	**<2.0**	mg/L	2.0	1		11/25/24 03:51	16887-00-6	
Sulfate	**3970**	mg/L	250	50		11/25/24 18:07	14808-79-8	

This report shall not be reproduced, except in full,
without the written consent of Pace Analytical Services, LLC.

Pace Analytical Services, LLC
575 Broad Hollow Road
Melville, NY 11747
516-370-6000

ANALYTICAL RESULTS

Project: CONDENSATE 11/11
Pace Project No.: 70321633

Sample: CONDENSATE **Lab ID: 70321633001** Collected: 11/11/24 11:10 Received: 11/12/24 07:00 Matrix: Water

Parameters	Results	Units	Report Limit	DF	Prepared	Analyzed	CAS No.	Qual
351.2 Total Kjeldahl Nitrogen	Analytical Method: EPA 351.2 Preparation Method: EPA 351.2 Pace Analytical Services - Melville							
Nitrogen, Kjeldahl, Total	**20.4**	mg/L	2.5	1	11/14/24 03:39	11/14/24 12:22	7727-37-9	
4500 Ammonia Water	Analytical Method: SM22 4500 NH3 H Pace Analytical Services - Melville							
Nitrogen, Ammonia	**18.8**	mg/L	5.0	50		11/17/24 12:13	7664-41-7	
9060A TOC as NPOC	Analytical Method: EPA 9060A Pace Analytical Services - Melville							
Total Organic Carbon	**59.9**	mg/L	5.0	5		11/18/24 18:04	7440-44-0	
Total Organic Carbon	**59.0**	mg/L	5.0	5		11/18/24 18:04	7440-44-0	
Total Organic Carbon	**58.7**	mg/L	5.0	5		11/18/24 18:04	7440-44-0	
Total Organic Carbon	**59.1**	mg/L	5.0	5		11/18/24 18:04	7440-44-0	
Mean Total Organic Carbon	**59.2**	mg/L	5.0	5		11/18/24 18:04	7440-44-0	

This report shall not be reproduced, except in full,
without the written consent of Pace Analytical Services, LLC.

Pace Analytical Services, LLC
575 Broad Hollow Road
Melville, NY 11747
516-370-6000

QUALITY CONTROL DATA

Project: CONDENSATE 11/11
Pace Project No.: 70321633

QC Batch: 371251
QC Batch Method: EPA 7470A
Analysis Method: EPA 7470A
Analysis Description: 7470 Mercury
Laboratory: Pace Analytical Services - Melville
Associated Lab Samples: 70321633001

METHOD BLANK: 1942083
Matrix: Water
Associated Lab Samples: 70321633001

Parameter	Units	Blank Result	Reporting Limit	Analyzed	Qualifiers
Mercury	ug/L	<0.20	0.20	11/18/24 16:49	

LABORATORY CONTROL SAMPLE & LCSD: 1942084 1942085

Parameter	Units	Spike Conc.	LCS Result	LCSD Result	LCS % Rec	LCSD % Rec	% Rec Limits	RPD	Max RPD	Qualifiers
Mercury	ug/L	1	1.1	1.1	111	114	80-120	2	20	

Results presented on this page are in the units indicated by the "Units" column except where an alternate unit is presented to the right of the result.

REPORT OF LABORATORY ANALYSIS

This report shall not be reproduced, except in full,
without the written consent of Pace Analytical Services, LLC.

Pace Analytical Services, LLC
575 Broad Hollow Road
Melville, NY 11747
516-370-6000

QUALITY CONTROL DATA

Project: CONDENSATE 11/11
Pace Project No.: 70321633

QC Batch: 370750
QC Batch Method: EPA 3005A
Analysis Method: EPA 6010D
Analysis Description: 6010D MET Water
Laboratory: Pace Analytical Services - Melville
Associated Lab Samples: 70321633001

METHOD BLANK: 1938683
Matrix: Water
Associated Lab Samples: 70321633001

Parameter	Units	Blank Result	Reporting Limit	Analyzed	Qualifiers
Aluminum	ug/L	<200	200	11/14/24 13:50	
Antimony	ug/L	<60.0	60.0	11/14/24 13:50	
Arsenic	ug/L	<10.0	10.0	11/14/24 13:50	
Barium	ug/L	<200	200	11/14/24 13:50	
Beryllium	ug/L	<5.0	5.0	11/14/24 13:50	
Boron	ug/L	<50.0	50.0	11/14/24 13:50	
Cadmium	ug/L	<2.5	2.5	11/14/24 13:50	
Calcium	ug/L	<200	200	11/14/24 13:50	
Chromium	ug/L	<10.0	10.0	11/14/24 13:50	
Cobalt	ug/L	<50.0	50.0	11/14/24 13:50	
Copper	ug/L	<25.0	25.0	11/14/24 13:50	
Iron	ug/L	<100	100	11/14/24 13:50	
Lead	ug/L	<5.0	5.0	11/14/24 13:50	
Magnesium	ug/L	<200	200	11/14/24 13:50	
Manganese	ug/L	<10.0	10.0	11/14/24 13:50	
Nickel	ug/L	<40.0	40.0	11/14/24 13:50	
Potassium	ug/L	<5000	5000	11/14/24 13:50	
Selenium	ug/L	<10.0	10.0	11/14/24 13:50	
Silver	ug/L	<10.0	10.0	11/14/24 13:50	
Sodium	ug/L	<5000	5000	11/14/24 13:50	
Thallium	ug/L	<10.0	10.0	11/14/24 13:50	
Vanadium	ug/L	<50.0	50.0	11/14/24 13:50	
Zinc	ug/L	<20.0	20.0	11/14/24 13:50	

LABORATORY CONTROL SAMPLE: 1938684

Parameter	Units	Spike Conc.	LCS Result	LCS % Rec	% Rec Limits	Qualifiers
Aluminum	ug/L	25000	24400	98	80-120	
Antimony	ug/L	1000	973	97	80-120	
Arsenic	ug/L	500	496	99	80-120	
Barium	ug/L	500	499	100	80-120	
Beryllium	ug/L	500	495	99	80-120	
Boron	ug/L	1000	958	96	80-120	
Cadmium	ug/L	500	479	96	80-120	
Calcium	ug/L	25000	24300	97	80-120	
Chromium	ug/L	500	479	96	80-120	
Cobalt	ug/L	500	477	95	80-120	
Copper	ug/L	500	477	95	80-120	
Iron	ug/L	12500	12300	98	80-120	

Results presented on this page are in the units indicated by the "Units" column except where an alternate unit is presented to the right of the result.

REPORT OF LABORATORY ANALYSIS

This report shall not be reproduced, except in full,
without the written consent of Pace Analytical Services, LLC.

Pace Analytical Services, LLC
575 Broad Hollow Road
Melville, NY 11747
516-370-6000

QUALITY CONTROL DATA

Project: CONDENSATE 11/11
Pace Project No.: 70321633

LABORATORY CONTROL SAMPLE: 1938684

Parameter	Units	Spike Conc.	LCS Result	LCS % Rec	% Rec Limits	Qualifiers
Lead	ug/L	500	479	96	80-120	
Magnesium	ug/L	25000	24100	96	80-120	
Manganese	ug/L	500	481	96	80-120	
Nickel	ug/L	500	483	97	80-120	
Potassium	ug/L	25000	24800	99	80-120	
Selenium	ug/L	500	498	100	80-120	
Silver	ug/L	250	243	97	80-120	
Sodium	ug/L	25000	24700	99	80-120	
Thallium	ug/L	250	244	98	80-120	
Vanadium	ug/L	500	483	97	80-120	
Zinc	ug/L	500	469	94	80-120	

MATRIX SPIKE SAMPLE: 1938686

Parameter	Units	70320854008 Result	Spike Conc.	MS Result	MS % Rec	% Rec Limits	Qualifiers
Aluminum	ug/L	<200	12500	12800	102	75-125	
Antimony	ug/L	<60.0	1000	1020	101	75-125	
Arsenic	ug/L	<10.0	500	529	106	75-125	
Barium	ug/L	<200	500	533	105	75-125	
Beryllium	ug/L	<5.0	500	538	108	75-125	
Boron	ug/L	85.3	1000	1090	100	75-125	
Cadmium	ug/L	<2.5	500	504	101	75-125	
Calcium	ug/L	56900	12500	70300	107	75-125	
Chromium	ug/L	187	500	711	105	75-125	
Cobalt	ug/L	<50.0	500	502	100	75-125	
Copper	ug/L	7.8J	500	510	100	75-125	
Iron	ug/L	1100	5000	6120	100	75-125	
Lead	ug/L	<5.0	500	503	101	75-125	
Magnesium	ug/L	35400	12500	48400	104	75-125	
Manganese	ug/L	15.8	500	520	101	75-125	
Nickel	ug/L	89.0	500	567	96	75-125	
Potassium	ug/L	3120J	12500	16400	106	75-125	
Selenium	ug/L	<10.0	500	526	105	75-125	
Silver	ug/L	<10.0	250	274	109	75-125	
Sodium	ug/L	65100	12500	79000	111	75-125	
Thallium	ug/L	<10.0	250	258	103	75-125	
Vanadium	ug/L	<50.0	500	519	103	75-125	
Zinc	ug/L	76.0	500	567	98	75-125	

SAMPLE DUPLICATE: 1938685

Parameter	Units	70320854008 Result	Dup Result	RPD	Qualifiers
Aluminum	ug/L	<200	<200		
Antimony	ug/L	<60.0	<60.0		

Results presented on this page are in the units indicated by the "Units" column except where an alternate unit is presented to the right of the result.

REPORT OF LABORATORY ANALYSIS

This report shall not be reproduced, except in full,
without the written consent of Pace Analytical Services, LLC.

Pace Analytical Services, LLC
575 Broad Hollow Road
Melville, NY 11747
516-370-6000

QUALITY CONTROL DATA

Project: CONDENSATE 11/11
Pace Project No.: 70321633

SAMPLE DUPLICATE: 1938685

Parameter	Units	70320854008 Result	Dup Result	RPD	Qualifiers
Arsenic	ug/L	<10.0	<10.0		
Barium	ug/L	<200	<200		
Beryllium	ug/L	<5.0	<5.0		
Boron	ug/L	85.3	87.3	2	
Cadmium	ug/L	<2.5	<2.5		
Calcium	ug/L	56900	58400	3	
Chromium	ug/L	187	199	6	
Cobalt	ug/L	<50.0	<50.0		
Copper	ug/L	7.8J	<25.0		
Iron	ug/L	1100	1130	3	
Lead	ug/L	<5.0	<5.0		
Magnesium	ug/L	35400	36500	3	
Manganese	ug/L	15.8	16.0	1	
Nickel	ug/L	89.0	91.8	3	
Potassium	ug/L	3120J	<5000		
Selenium	ug/L	<10.0	<10.0		
Silver	ug/L	<10.0	<10.0		
Sodium	ug/L	65100	67100	3	
Thallium	ug/L	<10.0	<10.0		
Vanadium	ug/L	<50.0	<50.0		
Zinc	ug/L	76.0	79.0	4	

Results presented on this page are in the units indicated by the "Units" column except where an alternate unit is presented to the right of the result.

This report shall not be reproduced, except in full,
without the written consent of Pace Analytical Services, LLC.

Pace Analytical Services, LLC
575 Broad Hollow Road
Melville, NY 11747
516-370-6000

QUALITY CONTROL DATA

Project: CONDENSATE 11/11
Pace Project No.: 70321633

QC Batch: 370889
QC Batch Method: EPA 8260C/5030C
Analysis Method: EPA 8260C/5030C
Analysis Description: 8260 MSV
Laboratory: Pace Analytical Services - Melville
Associated Lab Samples: 70321633001

METHOD BLANK: 1939607
Matrix: Water
Associated Lab Samples: 70321633001

Parameter	Units	Blank Result	Reporting Limit	Analyzed	Qualifiers
1,1,1,2-Tetrachloroethane	ug/L	<5.0	5.0	11/14/24 14:08	
1,1,1-Trichloroethane	ug/L	<5.0	5.0	11/14/24 14:08	
1,1,2,2-Tetrachloroethane	ug/L	<5.0	5.0	11/14/24 14:08	
1,1,2-Trichloroethane	ug/L	<5.0	5.0	11/14/24 14:08	
1,1-Dichloroethane	ug/L	<5.0	5.0	11/14/24 14:08	
1,1-Dichloroethene	ug/L	<5.0	5.0	11/14/24 14:08	
1,1-Dichloropropene	ug/L	<5.0	5.0	11/14/24 14:08	
1,2,3-Trichloropropane	ug/L	<5.0	5.0	11/14/24 14:08	
1,2-Dibromo-3-chloropropane	ug/L	<5.0	5.0	11/14/24 14:08	v3
1,2-Dibromoethane (EDB)	ug/L	<5.0	5.0	11/14/24 14:08	
1,2-Dichlorobenzene	ug/L	<5.0	5.0	11/14/24 14:08	
1,2-Dichloroethane	ug/L	<5.0	5.0	11/14/24 14:08	
1,2-Dichloropropane	ug/L	<5.0	5.0	11/14/24 14:08	
1,3-Dichlorobenzene	ug/L	<5.0	5.0	11/14/24 14:08	
1,3-Dichloropropane	ug/L	<5.0	5.0	11/14/24 14:08	
1,4-Dichlorobenzene	ug/L	<5.0	5.0	11/14/24 14:08	
2,2-Dichloropropane	ug/L	<5.0	5.0	11/14/24 14:08	
2-Butanone (MEK)	ug/L	<5.0	5.0	11/14/24 14:08	
2-Hexanone	ug/L	<5.0	5.0	11/14/24 14:08	
4-Methyl-2-pentanone (MIBK)	ug/L	<5.0	5.0	11/14/24 14:08	
Acetone	ug/L	<5.0	5.0	11/14/24 14:08	
Acetonitrile	ug/L	<5.0	5.0	11/14/24 14:08	
Acrolein	ug/L	<5.0	5.0	11/14/24 14:08	
Acrylonitrile	ug/L	<5.0	5.0	11/14/24 14:08	
Allyl chloride	ug/L	<5.0	5.0	11/14/24 14:08	
Benzene	ug/L	<5.0	5.0	11/14/24 14:08	
Bromochloromethane	ug/L	<5.0	5.0	11/14/24 14:08	
Bromodichloromethane	ug/L	<5.0	5.0	11/14/24 14:08	
Bromoform	ug/L	<5.0	5.0	11/14/24 14:08	
Bromomethane	ug/L	<5.0	5.0	11/14/24 14:08	
Carbon disulfide	ug/L	<5.0	5.0	11/14/24 14:08	
Carbon tetrachloride	ug/L	<5.0	5.0	11/14/24 14:08	
Chlorobenzene	ug/L	<5.0	5.0	11/14/24 14:08	
Chloroethane	ug/L	<5.0	5.0	11/14/24 14:08	
Chloroform	ug/L	<5.0	5.0	11/14/24 14:08	
Chloromethane	ug/L	<5.0	5.0	11/14/24 14:08	
Chloroprene	ug/L	<5.0	5.0	11/14/24 14:08	
cis-1,2-Dichloroethene	ug/L	<5.0	5.0	11/14/24 14:08	
cis-1,3-Dichloropropene	ug/L	<5.0	5.0	11/14/24 14:08	
Dibromochloromethane	ug/L	<5.0	5.0	11/14/24 14:08	

Results presented on this page are in the units indicated by the "Units" column except where an alternate unit is presented to the right of the result.

This report shall not be reproduced, except in full,
without the written consent of Pace Analytical Services, LLC.

Pace Analytical Services, LLC
575 Broad Hollow Road
Melville, NY 11747
516-370-6000

QUALITY CONTROL DATA

Project: CONDENSATE 11/11
Pace Project No.: 70321633

METHOD BLANK: 1939607 Matrix: Water
Associated Lab Samples: 70321633001

Parameter	Units	Blank Result	Reporting Limit	Analyzed	Qualifiers
Dibromomethane	ug/L	<5.0	5.0	11/14/24 14:08	
Dichlorodifluoromethane	ug/L	<5.0	5.0	11/14/24 14:08	
Ethyl methacrylate	ug/L	<5.0	5.0	11/14/24 14:08	
Ethylbenzene	ug/L	<5.0	5.0	11/14/24 14:08	
Iodomethane	ug/L	<5.0	5.0	11/14/24 14:08	IC
Isobutanol	ug/L	<25.0	25.0	11/14/24 14:08	
Methacrylonitrile	ug/L	<5.0	5.0	11/14/24 14:08	
Methyl methacrylate	ug/L	<5.0	5.0	11/14/24 14:08	
Methylene Chloride	ug/L	<5.0	5.0	11/14/24 14:08	
Propionitrile	ug/L	<5.0	5.0	11/14/24 14:08	
Styrene	ug/L	<5.0	5.0	11/14/24 14:08	
Tetrachloroethene	ug/L	<5.0	5.0	11/14/24 14:08	
Toluene	ug/L	<5.0	5.0	11/14/24 14:08	
trans-1,2-Dichloroethene	ug/L	<5.0	5.0	11/14/24 14:08	
trans-1,3-Dichloropropene	ug/L	<5.0	5.0	11/14/24 14:08	
trans-1,4-Dichloro-2-butene	ug/L	<5.0	5.0	11/14/24 14:08	
Trichloroethene	ug/L	<5.0	5.0	11/14/24 14:08	
Trichlorofluoromethane	ug/L	<5.0	5.0	11/14/24 14:08	
Vinyl acetate	ug/L	<5.0	5.0	11/14/24 14:08	
Vinyl chloride	ug/L	<5.0	5.0	11/14/24 14:08	
Xylene (Total)	ug/L	<5.0	5.0	11/14/24 14:08	
1,2-Dichloroethane-d4 (S)	%	94	80-120	11/14/24 14:08	
4-Bromofluorobenzene (S)	%	98	80-120	11/14/24 14:08	
Toluene-d8 (S)	%	106	80-120	11/14/24 14:08	

LABORATORY CONTROL SAMPLE: 1939608

Parameter	Units	Spike Conc.	LCS Result	LCS % Rec	% Rec Limits	Qualifiers
1,1,1,2-Tetrachloroethane	ug/L	50	55.8	112	70-119	
1,1,1-Trichloroethane	ug/L	50	49.3	99	72-122	
1,1,2,2-Tetrachloroethane	ug/L	50	45.1	90	71-118	
1,1,2-Trichloroethane	ug/L	50	50.4	101	83-122	
1,1-Dichloroethane	ug/L	50	44.8	90	72-131	
1,1-Dichloroethene	ug/L	50	35.5	71	71-128	
1,1-Dichloropropene	ug/L	50	52.2	104	78-126	
1,2,3-Trichloropropane	ug/L	50	45.1	90	70-114	
1,2-Dibromo-3-chloropropane	ug/L	50	38.5	77	40-134	v3
1,2-Dibromoethane (EDB)	ug/L	50	51.4	103	81-119	
1,2-Dichlorobenzene	ug/L	50	42.9	86	75-112	
1,2-Dichloroethane	ug/L	50	44.2	88	74-118	
1,2-Dichloropropane	ug/L	50	50.2	100	75-121	
1,3-Dichlorobenzene	ug/L	50	52.3	105	72-119	
1,3-Dichloropropane	ug/L	50	52.5	105	79-120	
1,4-Dichlorobenzene	ug/L	50	50.8	102	74-114	

Results presented on this page are in the units indicated by the "Units" column except where an alternate unit is presented to the right of the result.

This report shall not be reproduced, except in full,
without the written consent of Pace Analytical Services, LLC.

Pace Analytical Services, LLC
575 Broad Hollow Road
Melville, NY 11747
516-370-6000

QUALITY CONTROL DATA

Project: CONDENSATE 11/11
Pace Project No.: 70321633

LABORATORY CONTROL SAMPLE: 1939608

Parameter	Units	Spike Conc.	LCS Result	LCS % Rec	% Rec Limits	Qualifiers
2,2-Dichloropropane	ug/L	50	42.7	85	63-140	
2-Butanone (MEK)	ug/L	50	47.4	95	43-175	
2-Hexanone	ug/L	50	61.4	123	55-141	
4-Methyl-2-pentanone (MIBK)	ug/L	50	49.0	98	64-131	
Acetone	ug/L	50	78.0	156	11-200	v1
Acetonitrile	ug/L	250	220	88	39-153	
Acrolein	ug/L	50	214	429	10-200	E,L1,v1
Acrylonitrile	ug/L	50	43.4	87	58-156	
Allyl chloride	ug/L	50	41.9	84	60-138	
Benzene	ug/L	50	50.3	101	74-121	
Bromochloromethane	ug/L	50	49.6	99	72-133	
Bromodichloromethane	ug/L	50	50.2	100	76-121	
Bromoform	ug/L	50	58.6	117	60-135	
Bromomethane	ug/L	50	32.7	65	10-200	
Carbon disulfide	ug/L	50	37.9	76	67-129	
Carbon tetrachloride	ug/L	50	51.7	103	69-129	
Chlorobenzene	ug/L	50	55.2	110	82-113	
Chloroethane	ug/L	50	39.3	79	59-140	v1
Chloroform	ug/L	50	46.8	94	78-126	
Chloromethane	ug/L	50	28.3	57	40-136	
Chloroprene	ug/L	50	43.7	87	59-134	
cis-1,2-Dichloroethene	ug/L	50	45.7	91	78-128	
cis-1,3-Dichloropropene	ug/L	50	48.3	97	71-127	
Dibromochloromethane	ug/L	50	55.6	111	70-125	
Dibromomethane	ug/L	50	52.2	104	87-115	
Dichlorodifluoromethane	ug/L	50	23.4	47	22-145	
Ethyl methacrylate	ug/L	50	46.0	92	77-124	
Ethylbenzene	ug/L	50	53.3	107	79-113	
Iodomethane	ug/L	50	35.3	71	10-186	IC
Isobutanol	ug/L	250	199	79	20-147	
Methacrylonitrile	ug/L	50	44.6	89	69-130	
Methyl methacrylate	ug/L	50	48.3	97	77-122	
Methylene Chloride	ug/L	50	44.9	90	70-127	
Propionitrile	ug/L	50	42.1	84	45-150	
Styrene	ug/L	50	55.5	111	77-120	
Tetrachloroethene	ug/L	50	58.3	117	76-123	
Toluene	ug/L	50	51.6	103	82-118	
trans-1,2-Dichloroethene	ug/L	50	42.6	85	73-130	
trans-1,3-Dichloropropene	ug/L	50	49.2	98	66-129	
trans-1,4-Dichloro-2-butene	ug/L	50	44.9	90	49-130	
Trichloroethene	ug/L	50	50.7	101	82-123	
Trichlorofluoromethane	ug/L	50	42.8	86	72-132	v1
Vinyl acetate	ug/L	50	44.6	89	57-138	
Vinyl chloride	ug/L	50	34.0	68	51-144	v1
Xylene (Total)	ug/L	150	161	107	81-112	
1,2-Dichloroethane-d4 (S)	%			100	80-120	
4-Bromofluorobenzene (S)	%			104	80-120	

Results presented on this page are in the units indicated by the "Units" column except where an alternate unit is presented to the right of the result.

This report shall not be reproduced, except in full,
without the written consent of Pace Analytical Services, LLC.

Pace Analytical Services, LLC
575 Broad Hollow Road
Melville, NY 11747
516-370-6000

QUALITY CONTROL DATA

Project: CONDENSATE 11/11
Pace Project No.: 70321633

LABORATORY CONTROL SAMPLE: 1939608

Parameter	Units	Spike Conc.	LCS Result	LCS % Rec	% Rec Limits	Qualifiers
Toluene-d8 (S)	%			107	80-120	

SAMPLE DUPLICATE: 1941065

Parameter	Units	70321937001 Result	Dup Result	RPD	Qualifiers
1,1,1,2-Tetrachloroethane	ug/L	<1.0	<5.0		
1,1,1-Trichloroethane	ug/L	<1.0	<5.0		
1,1,2,2-Tetrachloroethane	ug/L	<1.0	<5.0		
1,1,2-Trichloroethane	ug/L	<1.0	<5.0		
1,1-Dichloroethane	ug/L	<1.0	<5.0		
1,1-Dichloroethene	ug/L	<1.0	<5.0		
1,1-Dichloropropene	ug/L	<1.0	<5.0		
1,2,3-Trichloropropane	ug/L	<1.0	<5.0		
1,2-Dibromo-3-chloropropane	ug/L	<1.0	<5.0		v3
1,2-Dibromoethane (EDB)	ug/L	<1.0	<5.0		
1,2-Dichlorobenzene	ug/L	<1.0	<5.0		
1,2-Dichloroethane	ug/L	<1.0	<5.0		
1,2-Dichloropropane	ug/L	<1.0	<5.0		
1,3-Dichlorobenzene	ug/L	<1.0	<5.0		
1,3-Dichloropropane	ug/L	<1.0	<5.0		
1,4-Dichlorobenzene	ug/L	<1.0	<5.0		
2,2-Dichloropropane	ug/L	<1.0	<5.0		
2-Butanone (MEK)	ug/L	<5.0	<5.0		
2-Hexanone	ug/L	<5.0	<5.0		
4-Methyl-2-pentanone (MIBK)	ug/L	<5.0	<5.0		
Acetone	ug/L	<5.0	<5.0		v1
Acetonitrile	ug/L	<5.0	<5.0		
Acrolein	ug/L	<1.0	<5.0		
Acrylonitrile	ug/L	<1.0	<5.0		
Allyl chloride	ug/L	<4.0	<5.0		
Benzene	ug/L	<1.0	<5.0		
Bromochloromethane	ug/L	<1.0	<5.0		
Bromodichloromethane	ug/L	<1.0	<5.0		
Bromoform	ug/L	<1.0	<5.0		
Bromomethane	ug/L	<1.0	<5.0		
Carbon disulfide	ug/L	<1.0	<5.0		
Carbon tetrachloride	ug/L	<1.0	<5.0		
Chlorobenzene	ug/L	<1.0	<5.0		
Chloroethane	ug/L	<1.0	<5.0		
Chloroform	ug/L	<1.0	<5.0		
Chloromethane	ug/L	<1.0	<5.0		
Chloroprene	ug/L	<1.0	<5.0		
cis-1,2-Dichloroethene	ug/L	<1.0	<5.0		
cis-1,3-Dichloropropene	ug/L	<1.0	<5.0		
Dibromochloromethane	ug/L	<1.0	<5.0		

Results presented on this page are in the units indicated by the "Units" column except where an alternate unit is presented to the right of the result.

This report shall not be reproduced, except in full,
without the written consent of Pace Analytical Services, LLC.

Pace Analytical Services, LLC
575 Broad Hollow Road
Melville, NY 11747
516-370-6000

QUALITY CONTROL DATA

Project: CONDENSATE 11/11
Pace Project No.: 70321633

SAMPLE DUPLICATE: 1941065

Parameter	Units	70321937001 Result	Dup Result	RPD	Qualifiers
Dibromomethane	ug/L	<1.0	<5.0		
Dichlorodifluoromethane	ug/L	<1.0	<5.0		
Ethyl methacrylate	ug/L	<1.0	<5.0		
Ethylbenzene	ug/L	<1.0	<5.0		
Iodomethane	ug/L	<4.0	<5.0		IC
Isobutanol	ug/L	<20.0	<25.0		
Methacrylonitrile	ug/L	<1.0	<5.0		
Methyl methacrylate	ug/L	<1.0	<5.0		
Methylene Chloride	ug/L	<1.0	<5.0		
Propionitrile	ug/L	<4.0	<5.0		
Styrene	ug/L	<1.0	<5.0		
Tetrachloroethene	ug/L	3.2	5.0	9	
Toluene	ug/L	<1.0	<5.0		
trans-1,2-Dichloroethene	ug/L	<1.0	<5.0		
trans-1,3-Dichloropropene	ug/L	<1.0	<5.0		
trans-1,4-Dichloro-2-butene	ug/L	<1.0	<5.0		
Trichloroethene	ug/L	<1.0	<5.0		
Trichlorofluoromethane	ug/L	<1.0	<5.0		
Vinyl acetate	ug/L	<1.0	<5.0		
Vinyl chloride	ug/L	<1.0	<5.0		
Xylene (Total)	ug/L	<3.0	<5.0		
1,2-Dichloroethane-d4 (S)	%	93	99		
4-Bromofluorobenzene (S)	%	98	95		
Toluene-d8 (S)	%	106	106		

Results presented on this page are in the units indicated by the "Units" column except where an alternate unit is presented to the right of the result.

This report shall not be reproduced, except in full,
without the written consent of Pace Analytical Services, LLC.

Pace Analytical Services, LLC
575 Broad Hollow Road
Melville, NY 11747
516-370-6000

QUALITY CONTROL DATA

Project: CONDENSATE 11/11
Pace Project No.: 70321633

QC Batch: 370465
QC Batch Method: EPA 180.1
Analysis Method: EPA 180.1
Analysis Description: 180.1 Turbidity
Laboratory: Pace Analytical Services - Melville
Associated Lab Samples: 70321633001

METHOD BLANK: 1937181
Matrix: Water
Associated Lab Samples: 70321633001

Parameter	Units	Blank Result	Reporting Limit	Analyzed	Qualifiers
Turbidity	NTU	<1.0	1.0	11/12/24 19:56	

LABORATORY CONTROL SAMPLE: 1937182

Parameter	Units	Spike Conc.	LCS Result	LCS % Rec	% Rec Limits	Qualifiers
Turbidity	NTU	10	9.0	90	90-110	

SAMPLE DUPLICATE: 1937183

Parameter	Units	70321633001 Result	Dup Result	RPD	Qualifiers
Turbidity	NTU	85.0	85.0	0	

Results presented on this page are in the units indicated by the "Units" column except where an alternate unit is presented to the right of the result.

This report shall not be reproduced, except in full,
without the written consent of Pace Analytical Services, LLC.

Pace Analytical Services, LLC
575 Broad Hollow Road
Melville, NY 11747
516-370-6000

QUALITY CONTROL DATA

Project: CONDENSATE 11/11
Pace Project No.: 70321633

QC Batch: 370463
QC Batch Method: SM22 2120B
Analysis Method: SM22 2120B
Analysis Description: 2120B Color
Laboratory: Pace Analytical Services - Melville
Associated Lab Samples: 70321633001

METHOD BLANK: 1937175
Matrix: Water
Associated Lab Samples: 70321633001

Parameter	Units	Blank Result	Reporting Limit	Analyzed	Qualifiers
Apparent Color	units	<5.0	5.0	11/12/24 19:47	

LABORATORY CONTROL SAMPLE: 1937176

Parameter	Units	Spike Conc.	LCS Result	LCS % Rec	% Rec Limits	Qualifiers
Apparent Color	units	40	40.0	100	90-110	

SAMPLE DUPLICATE: 1937177

Parameter	Units	70321633001 Result	Dup Result	RPD	Qualifiers
Apparent Color	units	400	400	0	
pH	Std. Units	4.1	4.1	0	

Results presented on this page are in the units indicated by the "Units" column except where an alternate unit is presented to the right of the result.

This report shall not be reproduced, except in full,
without the written consent of Pace Analytical Services, LLC.

Pace Analytical Services, LLC
575 Broad Hollow Road
Melville, NY 11747
516-370-6000

QUALITY CONTROL DATA

Project: CONDENSATE 11/11
Pace Project No.: 70321633

QC Batch: 372490
QC Batch Method: SM22 2320B
Analysis Method: SM22 2320B
Analysis Description: 2320B Alkalinity
Laboratory: Pace Analytical Services - Melville
Associated Lab Samples: 70321633001

METHOD BLANK: 1949241
Matrix: Water
Associated Lab Samples: 70321633001

Parameter	Units	Blank Result	Reporting Limit	Analyzed	Qualifiers
Alkalinity, Total as CaCO3	mg/L	<1.0	1.0	11/25/24 09:08	

LABORATORY CONTROL SAMPLE: 1949242

Parameter	Units	Spike Conc.	LCS Result	LCS % Rec	% Rec Limits	Qualifiers
Alkalinity, Total as CaCO3	mg/L	25	25.9	103	85-115	

MATRIX SPIKE SAMPLE: 1949252

Parameter	Units	70320854010 Result	Spike Conc.	MS Result	MS % Rec	% Rec Limits	Qualifiers
Alkalinity, Total as CaCO3	mg/L	257	50	307	99	75-125	

SAMPLE DUPLICATE: 1949251

Parameter	Units	70320854010 Result	Dup Result	RPD	Qualifiers
Alkalinity, Total as CaCO3	mg/L	257	254	1	

Results presented on this page are in the units indicated by the "Units" column except where an alternate unit is presented to the right of the result.

This report shall not be reproduced, except in full,
without the written consent of Pace Analytical Services, LLC.

Pace Analytical Services, LLC
575 Broad Hollow Road
Melville, NY 11747
516-370-6000

QUALITY CONTROL DATA

Project: CONDENSATE 11/11
Pace Project No.: 70321633

QC Batch: 371337
QC Batch Method: SM22 2540C
Analysis Method: SM22 2540C
Analysis Description: 2540C Total Dissolved Solids
Laboratory: Pace Analytical Services - Melville
Associated Lab Samples: 70321633001

METHOD BLANK: 1942405 Matrix: Water
Associated Lab Samples: 70321633001

Parameter	Units	Blank Result	Reporting Limit	Analyzed	Qualifiers
Total Dissolved Solids	mg/L	<5.0	5.0	11/18/24 13:47	

LABORATORY CONTROL SAMPLE: 1942406

Parameter	Units	Spike Conc.	LCS Result	LCS % Rec	% Rec Limits	Qualifiers
Total Dissolved Solids	mg/L	500	514	103	85-115	

MATRIX SPIKE SAMPLE: 1942408

Parameter	Units	70321807002 Result	Spike Conc.	MS Result	MS % Rec	% Rec Limits	Qualifiers
Total Dissolved Solids	mg/L	333	300	645	104	75-125	

MATRIX SPIKE SAMPLE: 1942410

Parameter	Units	70321980002 Result	Spike Conc.	MS Result	MS % Rec	% Rec Limits	Qualifiers
Total Dissolved Solids	mg/L	69.0	300	369	100	75-125	

SAMPLE DUPLICATE: 1942407

Parameter	Units	70321807002 Result	Dup Result	RPD	Qualifiers
Total Dissolved Solids	mg/L	333	338	1	

SAMPLE DUPLICATE: 1942409

Parameter	Units	70321980002 Result	Dup Result	RPD	Qualifiers
Total Dissolved Solids	mg/L	69.0	68.0	1	

Results presented on this page are in the units indicated by the "Units" column except where an alternate unit is presented to the right of the result.

This report shall not be reproduced, except in full,
without the written consent of Pace Analytical Services, LLC.

Pace Analytical Services, LLC
575 Broad Hollow Road
Melville, NY 11747
516-370-6000

QUALITY CONTROL DATA

Project: CONDENSATE 11/11
Pace Project No.: 70321633

QC Batch: 371235
QC Batch Method: EPA 410.4
Analysis Method: EPA 410.4
Analysis Description: 410.4 COD
Laboratory: Pace Analytical Services - Melville
Associated Lab Samples: 70321633001

METHOD BLANK: 1942034 Matrix: Water
Associated Lab Samples: 70321633001

Parameter	Units	Blank Result	Reporting Limit	Analyzed	Qualifiers
Chemical Oxygen Demand	mg/L	<10.0	10.0	11/18/24 05:28	

LABORATORY CONTROL SAMPLE: 1942035

Parameter	Units	Spike Conc.	LCS Result	LCS % Rec	% Rec Limits	Qualifiers
Chemical Oxygen Demand	mg/L	500	508	102	90-110	

MATRIX SPIKE SAMPLE: 1942036

Parameter	Units	70322141001 Result	Spike Conc.	MS Result	MS % Rec	% Rec Limits	Qualifiers
Chemical Oxygen Demand	mg/L	35.7	1000	1030	99	90-110	

MATRIX SPIKE SAMPLE: 1942038

Parameter	Units	70321807001 Result	Spike Conc.	MS Result	MS % Rec	% Rec Limits	Qualifiers
Chemical Oxygen Demand	mg/L	55.0	1000	1030	97	90-110	

SAMPLE DUPLICATE: 1942037

Parameter	Units	70322141001 Result	Dup Result	RPD	Qualifiers
Chemical Oxygen Demand	mg/L	35.7	31.4	13	

SAMPLE DUPLICATE: 1942039

Parameter	Units	70321807001 Result	Dup Result	RPD	Qualifiers
Chemical Oxygen Demand	mg/L	55.0	48.6	12	

Results presented on this page are in the units indicated by the "Units" column except where an alternate unit is presented to the right of the result.

This report shall not be reproduced, except in full,
without the written consent of Pace Analytical Services, LLC.

Pace Analytical Services, LLC
575 Broad Hollow Road
Melville, NY 11747
516-370-6000

QUALITY CONTROL DATA

Project: CONDENSATE 11/11
Pace Project No.: 70321633

QC Batch: 370418
QC Batch Method: SM22 5210B
Analysis Method: SM22 5210B
Analysis Description: 5210B BOD, 5 day
Laboratory: Pace Analytical Services - Melville
Associated Lab Samples: 70321633001

METHOD BLANK: 1936608 Matrix: Water
Associated Lab Samples: 70321633001

Parameter	Units	Blank Result	Reporting Limit	Analyzed	Qualifiers
BOD, 5 day	mg/L	<1.0	1.0	11/17/24 07:24	

LABORATORY CONTROL SAMPLE: 1936609

Parameter	Units	Spike Conc.	LCS Result	LCS % Rec	% Rec Limits	Qualifiers
BOD, 5 day	mg/L	198	176	89	84.5-115.4	

SAMPLE DUPLICATE: 1936610

Parameter	Units	70321273001 Result	Dup Result	RPD	Qualifiers
BOD, 5 day	mg/L	753	800	6	H1

Results presented on this page are in the units indicated by the "Units" column except where an alternate unit is presented to the right of the result.

This report shall not be reproduced, except in full,
without the written consent of Pace Analytical Services, LLC.

Pace Analytical Services, LLC
575 Broad Hollow Road
Melville, NY 11747
516-370-6000

QUALITY CONTROL DATA

Project: CONDENSATE 11/11
Pace Project No.: 70321633

QC Batch: 370443
QC Batch Method: EPA 7196A
Analysis Method: EPA 7196A
Analysis Description: 7196 Chromium, Hexavalent
Laboratory: Pace Analytical Services - Melville
Associated Lab Samples: 70321633001

METHOD BLANK: 1936997
Matrix: Water
Associated Lab Samples: 70321633001

Parameter	Units	Blank Result	Reporting Limit	Analyzed	Qualifiers
Chromium, Hexavalent	mg/L	<0.020	0.020	11/12/24 10:21	

LABORATORY CONTROL SAMPLE: 1936998

Parameter	Units	Spike Conc.	LCS Result	LCS % Rec	% Rec Limits	Qualifiers
Chromium, Hexavalent	mg/L	0.2	0.18	90	85-115	

MATRIX SPIKE SAMPLE: 1936999

Parameter	Units	70321633001 Result	Spike Conc.	MS Result	MS % Rec	% Rec Limits	Qualifiers
Chromium, Hexavalent	mg/L	<0.020	0.2	<0.020	1	85-115	M1

SAMPLE DUPLICATE: 1937000

Parameter	Units	70321633001 Result	Dup Result	RPD	Qualifiers
Chromium, Hexavalent	mg/L	<0.020	<0.020		

Results presented on this page are in the units indicated by the "Units" column except where an alternate unit is presented to the right of the result.

This report shall not be reproduced, except in full,
without the written consent of Pace Analytical Services, LLC.

Pace Analytical Services, LLC
575 Broad Hollow Road
Melville, NY 11747
516-370-6000

QUALITY CONTROL DATA

Project: CONDENSATE 11/11
Pace Project No.: 70321633

QC Batch: 372447
QC Batch Method: EPA 300.0
Analysis Method: EPA 300.0
Analysis Description: 300.0 IC Anions
Laboratory: Pace Analytical Services - Melville
Associated Lab Samples: 70321633001

METHOD BLANK: 1949114
Matrix: Water
Associated Lab Samples: 70321633001

Parameter	Units	Blank Result	Reporting Limit	Analyzed	Qualifiers
Bromide	mg/L	<0.50	0.50	11/24/24 21:08	
Chloride	mg/L	<2.0	2.0	11/24/24 21:08	
Sulfate	mg/L	<5.0	5.0	11/24/24 21:08	

LABORATORY CONTROL SAMPLE: 1949115

Parameter	Units	Spike Conc.	LCS Result	LCS % Rec	% Rec Limits	Qualifiers
Bromide	mg/L	1	1.1	108	90-110	
Chloride	mg/L	10	10.4	104	90-110	
Sulfate	mg/L	10	10.4	104	90-110	

MATRIX SPIKE SAMPLE: 1949116

Parameter	Units	70321980002 Result	Spike Conc.	MS Result	MS % Rec	% Rec Limits	Qualifiers
Bromide	mg/L	<0.50	1	1.1	105	90-110	
Chloride	mg/L	15.9	10	26.1	102	90-110	
Sulfate	mg/L	13.2	10	23.5	103	90-110	

MATRIX SPIKE SAMPLE: 1949118

Parameter	Units	70322569002 Result	Spike Conc.	MS Result	MS % Rec	% Rec Limits	Qualifiers
Bromide	mg/L	<0.50	1	1.1	107	90-110	
Chloride	mg/L	15.7	10	26.0	103	90-110	
Sulfate	mg/L	14.0	10	24.0	99	90-110	

SAMPLE DUPLICATE: 1949117

Parameter	Units	70321980002 Result	Dup Result	RPD	Qualifiers
Bromide	mg/L	<0.50	<0.50		
Chloride	mg/L	15.9	16.0	0	
Sulfate	mg/L	13.2	13.2	0	

Results presented on this page are in the units indicated by the "Units" column except where an alternate unit is presented to the right of the result.

REPORT OF LABORATORY ANALYSIS

This report shall not be reproduced, except in full,
without the written consent of Pace Analytical Services, LLC.

Pace Analytical Services, LLC
575 Broad Hollow Road
Melville, NY 11747
516-370-6000

QUALITY CONTROL DATA

Project: CONDENSATE 11/11
Pace Project No.: 70321633

SAMPLE DUPLICATE: 1949119

Parameter	Units	70322569002 Result	Dup Result	RPD	Qualifiers
Bromide	mg/L	<0.50	<0.50		
Chloride	mg/L	15.7	15.7	0	
Sulfate	mg/L	14.0	13.6	4	

Results presented on this page are in the units indicated by the "Units" column except where an alternate unit is presented to the right of the result.

This report shall not be reproduced, except in full,
without the written consent of Pace Analytical Services, LLC.

Pace Analytical Services, LLC
575 Broad Hollow Road
Melville, NY 11747
516-370-6000

QUALITY CONTROL DATA

Project: CONDENSATE 11/11
Pace Project No.: 70321633

QC Batch: 370736
QC Batch Method: EPA 351.2
Analysis Method: EPA 351.2
Analysis Description: 351.2 TKN
Laboratory: Pace Analytical Services - Melville
Associated Lab Samples: 70321633001

METHOD BLANK: 1938647 Matrix: Water
Associated Lab Samples: 70321633001

Parameter	Units	Blank Result	Reporting Limit	Analyzed	Qualifiers
Nitrogen, Kjeldahl, Total	mg/L	<0.094	0.094	11/14/24 11:52	

LABORATORY CONTROL SAMPLE: 1938648

Parameter	Units	Spike Conc.	LCS Result	LCS % Rec	% Rec Limits	Qualifiers
Nitrogen, Kjeldahl, Total	mg/L	4	4.2	106	90-110	

MATRIX SPIKE SAMPLE: 1938649

Parameter	Units	70321800002 Result	Spike Conc.	MS Result	MS % Rec	% Rec Limits	Qualifiers
Nitrogen, Kjeldahl, Total	mg/L	1.7	4	5.1	86	90-110	M1

MATRIX SPIKE SAMPLE: 1938651

Parameter	Units	70320854012 Result	Spike Conc.	MS Result	MS % Rec	% Rec Limits	Qualifiers
Nitrogen, Kjeldahl, Total	mg/L	2.2	4	5.4	80	90-110	M1

SAMPLE DUPLICATE: 1938650

Parameter	Units	70321800002 Result	Dup Result	RPD	Qualifiers
Nitrogen, Kjeldahl, Total	mg/L	1.7	1.8	6	

SAMPLE DUPLICATE: 1938652

Parameter	Units	70320854012 Result	Dup Result	RPD	Qualifiers
Nitrogen, Kjeldahl, Total	mg/L	2.2	2.2	0	

Results presented on this page are in the units indicated by the "Units" column except where an alternate unit is presented to the right of the result.

This report shall not be reproduced, except in full,
without the written consent of Pace Analytical Services, LLC.

Pace Analytical Services, LLC
575 Broad Hollow Road
Melville, NY 11747
516-370-6000

QUALITY CONTROL DATA

Project: CONDENSATE 11/11
Pace Project No.: 70321633

QC Batch: 371211
QC Batch Method: SM22 4500 NH3 H
Analysis Method: SM22 4500 NH3 H
Analysis Description: 4500 Ammonia
Laboratory: Pace Analytical Services - Melville
Associated Lab Samples: 70321633001

METHOD BLANK: 1941993
Matrix: Water
Associated Lab Samples: 70321633001

Parameter	Units	Blank Result	Reporting Limit	Analyzed	Qualifiers
Nitrogen, Ammonia	mg/L	<0.050	0.050	11/17/24 11:52	

LABORATORY CONTROL SAMPLE: 1941994

Parameter	Units	Spike Conc.	LCS Result	LCS % Rec	% Rec Limits	Qualifiers
Nitrogen, Ammonia	mg/L	1	0.96	96	90-110	

MATRIX SPIKE SAMPLE: 1941995

Parameter	Units	70320854008 Result	Spike Conc.	MS Result	MS % Rec	% Rec Limits	Qualifiers
Nitrogen, Ammonia	mg/L	<0.10	1	1.1	102	75-125	

SAMPLE DUPLICATE: 1941996

Parameter	Units	70320854008 Result	Dup Result	RPD	Qualifiers
Nitrogen, Ammonia	mg/L	<0.10	<0.10		

Results presented on this page are in the units indicated by the "Units" column except where an alternate unit is presented to the right of the result.

This report shall not be reproduced, except in full,
without the written consent of Pace Analytical Services, LLC.

Pace Analytical Services, LLC
575 Broad Hollow Road
Melville, NY 11747
516-370-6000

QUALITY CONTROL DATA

Project: CONDENSATE 11/11
Pace Project No.: 70321633

QC Batch: 371268
QC Batch Method: EPA 9060A
Analysis Method: EPA 9060A
Analysis Description: 9060 TOC
Laboratory: Pace Analytical Services - Melville
Associated Lab Samples: 70321633001

METHOD BLANK: 1942141
Matrix: Water
Associated Lab Samples: 70321633001

Parameter	Units	Blank Result	Reporting Limit	Analyzed	Qualifiers
Mean Total Organic Carbon	mg/L	<0.50	0.50	11/18/24 15:37	
Total Organic Carbon	mg/L	<0.50	0.50	11/18/24 15:37	
Total Organic Carbon	mg/L	<0.50	0.50	11/18/24 15:37	
Total Organic Carbon	mg/L	<0.50	0.50	11/18/24 15:37	
Total Organic Carbon	mg/L	<0.50	0.50	11/18/24 15:37	

LABORATORY CONTROL SAMPLE: 1942142

Parameter	Units	Spike Conc.	LCS Result	LCS % Rec	% Rec Limits	Qualifiers
Mean Total Organic Carbon	mg/L	10	10.0	100	85-115	
Total Organic Carbon	mg/L	10	9.9	99	85-115	
Total Organic Carbon	mg/L	10	10.1	101	85-115	
Total Organic Carbon	mg/L	10	10.1	101	85-115	
Total Organic Carbon	mg/L	10	10.1	101	85-115	

MATRIX SPIKE SAMPLE: 1942143

Parameter	Units	70322287001 Result	Spike Conc.	MS Result	MS % Rec	% Rec Limits	Qualifiers
Mean Total Organic Carbon	mg/L	<1.0	10	10	99	75-125	
Total Organic Carbon	mg/L	<1.0	10	9.8	98	75-125	
Total Organic Carbon	mg/L	<1.0	10	10.0	100	75-125	
Total Organic Carbon	mg/L	<1.0	10	10.0	99	75-125	
Total Organic Carbon	mg/L	<1.0	10	10	99	75-125	

SAMPLE DUPLICATE: 1942144

Parameter	Units	70322287001 Result	Dup Result	RPD	Qualifiers
Mean Total Organic Carbon	mg/L	<1.0	<1.0		
Total Organic Carbon	mg/L	<1.0	<1.0		
Total Organic Carbon	mg/L	<1.0	<1.0		
Total Organic Carbon	mg/L	<1.0	<1.0		
Total Organic Carbon	mg/L	<1.0	<1.0		

Results presented on this page are in the units indicated by the "Units" column except where an alternate unit is presented to the right of the result.

This report shall not be reproduced, except in full,
without the written consent of Pace Analytical Services, LLC.

Pace Analytical Services, LLC
575 Broad Hollow Road
Melville, NY 11747
516-370-6000

QUALIFIERS

Project: CONDENSATE 11/11
Pace Project No.: 70321633

DEFINITIONS

DF - Dilution Factor, if reported, represents the factor applied to the reported data due to dilution of the sample aliquot.

ND - Not Detected at or above adjusted reporting limit.

TNTC - Too Numerous To Count

J - Estimated concentration above the adjusted method detection limit and below the adjusted reporting limit.

MDL - Adjusted Method Detection Limit.

PQL - Practical Quantitation Limit.

RL - Reporting Limit - The lowest concentration value that meets project requirements for quantitative data with known precision and bias for a specific analyte in a specific matrix.

S - Surrogate

1,2-Diphenylhydrazine decomposes to and cannot be separated from Azobenzene using Method 8270. The result for each analyte is a combined concentration.

Consistent with EPA guidelines, unrounded data are displayed and have been used to calculate % recovery and RPD values.

LCS(D) - Laboratory Control Sample (Duplicate)

MS(D) - Matrix Spike (Duplicate)

DUP - Sample Duplicate

RPD - Relative Percent Difference

NC - Not Calculable.

SG - Silica Gel - Clean-Up

U - Indicates the compound was analyzed for, but not detected.

N-Nitrosodiphenylamine decomposes and cannot be separated from Diphenylamine using Method 8270. The result reported for each analyte is a combined concentration.

Reported results are not rounded until the final step prior to reporting. Therefore, calculated parameters that are typically reported as "Total" may vary slightly from the sum of the reported component parameters.

Pace Analytical is TNI accredited. Contact your Pace PM for the current list of accredited analytes.

TNI - The NELAC Institute.

BATCH QUALIFIERS

Batch: 370788

[1]	The post digestion spike for sample 70320854008 (PDS 1938809) did not meet acceptance criteria for Silver, Calcium, Magnesium and Sodium.
[2]	The serial dilution for sample 70320854008 (SD 1938810) did not meet acceptance criteria for Boron.

ANALYTE QUALIFIERS

E	Analyte concentration exceeded the calibration range. The reported result is estimated.
H1	Analysis conducted outside the EPA method holding time.
IC	The initial calibration for this compound was outside of method control limits. The result is estimated.
L1	Analyte recovery in the laboratory control sample (LCS) was above QC limits. Results for this analyte in associated samples may be biased high.
M1	Matrix spike recovery exceeded QC limits. Batch accepted based on laboratory control sample (LCS) recovery.
v1	The continuing calibration verification was above the method acceptance limit. Any detection for the analyte in the associated samples may have a high bias.
v3	The continuing calibration verification was below the method acceptance limit. Any detection for the analyte in the associated samples may have a low bias.

This report shall not be reproduced, except in full,
without the written consent of Pace Analytical Services, LLC.

Pace Analytical Services, LLC
575 Broad Hollow Road
Melville, NY 11747
516-370-6000

QUALITY CONTROL DATA CROSS REFERENCE TABLE

Project: CONDENSATE 11/11
Pace Project No.: 70321633

Lab ID	Sample ID	QC Batch Method	QC Batch	Analytical Method	Analytical Batch
70321633001	**CONDENSATE**	SM22 2340B	371276		
70321633001	**CONDENSATE**	EPA 3005A	370750	EPA 6010D	370788
70321633001	**CONDENSATE**	EPA 7470A	371251	EPA 7470A	371309
70321633001	**CONDENSATE**	EPA 8260C/5030C	370889		
70321633001	**CONDENSATE**	EPA 180.1	370465		
70321633001	**CONDENSATE**	SM22 2120B	370463		
70321633001	**CONDENSATE**	SM22 2320B	372490		
70321633001	**CONDENSATE**	SM22 2540C	371337		
70321633001	**CONDENSATE**	EPA 410.4	371235	EPA 410.4	371238
70321633001	**CONDENSATE**	SM22 5210B	370418	SM22 5210B	371342
70321633001	**CONDENSATE**	EPA 7196A	370443		
70321633001	**CONDENSATE**	EPA 300.0	372447		
70321633001	**CONDENSATE**	EPA 351.2	370736	EPA 351.2	370739
70321633001	**CONDENSATE**	SM22 4500 NH3 H	371211		
70321633001	**CONDENSATE**	EPA 9060A	371268		

This report shall not be reproduced, except in full,
without the written consent of Pace Analytical Services, LLC.

WO# : 70321633

70321633

CHAIN-OF-CUSTODY / Analytical Request Document

The Chain-of-Custody is a LEGAL DOCUMENT. All relevant fields must be completed accurately.

Section A — Required Client Information:

Company:	Al Turi Landfill
Address:	73 Hartley Road
	Goshen, NY 10924
Email To:	
Phone:	914-907-2385
Fax:	
Requested Due Date/TAT:	Standard

Section B — Required Project Information:

Report To:	TJ Milo 306 Fayette Avenue Realty
Copy To:	
Purchase Order No.:	
Project Name:	Condensate
Project Number:	

Section C — Invoice Information:

Attention:	TJ Milo
Company Name:	Al Turi Landfill
Address:	
Pace Quote Reference:	
Pace Project Manager:	
Pace Profile #:	

REGULATORY AGENCY

☐ NPDES ☐ GROUND WATER ☐ DRINKING WATER
☐ UST ☐ RCRA ☐ OTHER_____

SITE LOCATION

☐ GA ☐ IL ☐ N ☐ MI ☐ NC
☐ OH ☐ SC ☐ WI ☐ OTHER____

Section D — Required Client Information

Valid Matrix Codes

MATRIX	CODE
DRINKING WATER	DW
WATER	WT
WASTE WATER	WW
PRODUCT	P
SOIL/SOLID	SL
OIL	OL
WIPE	WP
AIR	AR
OTHER	OT
TISSUE	TS

SAMPLE ID
(A-Z, 0-9 / ,-)
Sample IDs MUST BE UNIQUE

ITEM #	SAMPLE ID	MATRIX CODE	SAMPLE TYPE G=GRAB C=COMP	COMPOSITE START DATE	COMPOSITE START TIME	COMPOSITE END/GRAB DATE	COMPOSITE END/GRAB TIME	SAMPLE TEMP AT COLLECTION	# OF CONTAINERS	Unpreserved	H_2SO_4	HNO_3	HCl	NaOH/ZN Acetate	$Na_2S_2O_3$	Methanol	Other	Residual Chlorine (Y/N)	Pace Project No. Lab I.D.
1	Condensate	WW	G			11/11/24	11:10		11	3	4	1	3						
2																			
3																			
4																			
5																			
6																			
7																			
8																			
9																			
10																			
11																			
12																			

Requested Analysis — Filtered (Y/N)

Sample	VOCs 8260	NH3, COD, TKN	TOC	TOTAL PHENOLS	ALKALINITY	TDS, CL, SO4, Turb, Bromide	BOD, Color, CR+6	T-Alkly, Al, B, Ba, Be, Ca, Cd, Co, Cr, Cu, Fe, Pb, Na, Mg, Mn, Mo, Ni, Ag, Tl, Sn, Sr, Zn, Cl-Cl2	Field pH, Chlorine, Sulfi, Conductivity
1	X	X	X	X	X	X	X	X	X

ADDITIONAL COMMENTS	RELINQUISHED BY / AFFILIATION	DATE	TIME	ACCEPTED BY / AFFILIATION	DATE	TIME
PART 360 1993 BASELINE ASP A	[signature] PACE	11/11/24	15:30	[signature] PACE	11/11/24	
	[signature] PACE	11/12/24		ASF PACE LI	11/12/24	7:00

SAMPLE CONDITIONS

	Temp in °C	Received on Ice	Custody Sealed Cooler	Samples Intact
		Y/N	Y/N	Y/N
		Y/N	Y/N	Y/N
		Y/N	Y/N	Y/N
		Y/N	Y/N	Y/N

SAMPLER NAME AND SIGNATURE

PRINT Name of SAMPLER: Matt Broker PACE

SIGNATURE of SAMPLER: [signature] DATE Signed (MM / DD / YY): 11/11/24

e-File(ALLQ020rev.4,29Mar06)22Jun2005

DC#_Title: Excel Form Template
Effective Date:

WO#: 70321633
PM: KMM **Due Date: 11/26/24**
CLIENT: ALTURI

Client Name: Alturi Project

Courier: ☐ Fed Ex ☐ UPS ☐ USPS ☐ Client ☐ Commercial ☐ Pace ☐ Other

Tracking #:

Custody Seal on Cooler/Box Present: ☐ Yes ☑ No Seals intact: ☐ Yes ☑ No Temperature Blank Present: ☐ Yes ☑ No
Packing Material: ☐ Bubble Wrap ☐ Bubble Bags ☑ Ziplo ☐ None ☐ Other Type of Ice: Wet Blue None

Thermometer Used: TH211 Correction Factor: +0.3 ☐ Samples on ice, cooling process has begun
Cooler Temperature(°C): 0.3 Cooler Temperature Corrected(°C): 0.6 Date/Time 5035A kits placed in freezer _____
Temp should be above freezing to 6.0°C

USDA Regulated Soil (☑ N/A, water sample)

Did samples originate in a quarantine zone within the United States: AL, AR, CA, FL, GA, ID, LA, MS, NC, NM, NY, OK, OR, SC, TN, TX, or VA (check map)? ☐ Yes ☐ No

Did samples orignate from a foreign source including Hawaii and Puerto Rico)? ☐ Yes ☐ No

If Yes to either question, fill out a Regulated Soil Checklist (ENV-FRM-MELV-0076) and include with SCUR/COC paperwork.

Date and Initials of person examining contents: ASF 11/12/24

				COMMENTS:
Chain of Custody Present:	☑Yes	☐No		1.
Chain of Custody Filled Out:	☑Yes	☐No		2.
Chain of Custody Relinquished:	☑Yes	☐No		3.
Sampler Name & Signature on COC:	☑Yes	☐No	☐N/A	4.
Samples Arrived within Hold Time:	☑Yes	☐No		5.
Short Hold Time Analysis (<72hr):	☑Yes	☐No		6.
Rush Turn Around Time Requested	☐Yes	☑No		7.
Sufficient Volume: (Triple volume provided for MS/MSD)	☑Yes	☐No		8.
Correct Containers Used:	☑Yes	☐No		9.
-Pace Containers Used:	☑Yes	☐No		
Containers Intact:	☑Yes	☐No		10.
Filtered volume received for Dissolved tests	☐Yes	☐No	☑N/A	11. Note: if sediment is visible in the dissolved container.
Sample Labels match COC: -Includes date/time/ID/Analysis	☑Yes	☐No		12.
Matrix:	SL	WT	OIL OTHER	

Date and Initials of person checking preservation: ASF 11/12/24

All containers needing preservation have been	☑Yes	☐No	☐N/A	13. ☐ HNO_3 ☐ H_2SO_4 ☐ NaOH ☐ HCl
pH paper Lot # 200623				Sample #
All containers needing preservation are found to be in compliance with method recommendation? (HNO_3, H_2SO_4, HCl, NaOH>9 Sulfide, NAOH>12 Cyanide)	☑Yes	☐No	☐N/A	
Exceptions: VOA, Coliform, TOC/DOC, Oil and Grease, DRO/8015 (water). Per Method, VOA pH is checked after analysis				Initial when completed: / Lot # of added preservative: / Date/Time preservative added:
Samples checked for dechlorination:	☐Yes	☐No	☑N/A	14.
KI starch test strips Lot #				
Residual chlorine strips Lot #				Positive for Res. Chlorine? Y N
SM 4500 CN samples checked for sul	☐Yes	☐No	☑N/A	15.
Lead Acetate Strips Lot #				Positive for Sulfide? Y N
Headspace in ALK Bottle (>6mm):	☐Yes	☐No	☑N/A	
Headspace in VOA Vials (>6mm):	☐Yes	☑No	☐N/A	16.
Trip Blank Present:	☐Yes	☑No	☐N/A	17.
Trip Blank Custody Seals Present	☐Yes	☑No	☐N/A	

Client Notification/ Resolution: Field Data Required? Y / N
Person Contacted: _____ Date/Time: _____
Comments/ Resolution: _____

* PM (Project Manager) review (which includes the SCUR) is documented electronically in LIMS.

Microbac Laboratories Inc., - Marietta, OH

Client Project ID:

70321633

For:

Avida Sharma

Pace Analytical Melville

575 Broad Hollow RD

Melville, NY 11747

Project State of Origin: New York

Project Requested Certification:

Microbac Laboratories Inc., - Marietta, OH	10861	NY State Department of Health

All test results meet the requirements of the QAPP and other applicable contract terms and conditions. Any exceptions are attached to this cover page or addressed in the method narratives presented in the report. All results for soil samples are reported on a 'dry-weight' basis unless specified otherwise. Analytical results for water and wastes are reported on a 'as received' basis unless specified otherwise. A statement of uncertainty for each analysis is available upon request. The reported results are related only to the samples analyzed as received. This laboratory report may be released as a hardcopy and in computer-readable form submitted electronically or on diskette. This laboratory report shall not be reproduced, except in full, without the written approval of Microbac Laboratories, Inc.

Laboratory Project Manager:

Michelle Taylor

Michelle Taylor
Project Manager
Michelle.Taylor@microbac.com

Authorized By:

Michelle Taylor

Michelle Taylor
Project Manager
Issued: 11/22/2024

Laboratory Report Number: M4K0903

Client Project ID: 70321633

Cooler Receipt Log

Cooler ID: Default Cooler Temp: 1.4ºC

Cooler Inspection Checklist

Ice Present or not required?	Yes
Shipping containers sealed or not required?	Yes
Custody seals intact or not required?	Yes
Chain of Custody (COC) Present?	Yes
COC includes customer information?	Yes
Relinquished and received signature on COC?	Yes
Sample collector identified on COC?	Yes
Sample type identified on COC?	Yes
Correct type of Containers Received	Yes
Correct number of containers listed on COC?	Yes
Containers Intact?	Yes
COC includes requested analyses?	Yes
Enough sample volume for indicated tests received?	Yes
Sample labels match COC (Name, Date & Time?)	Yes
Samples arrived within hold time?	Yes
Correct preservatives on COC or not required?	Yes
Chemical preservations checked or not required?	Yes
Preservation checks meet method requirements?	Yes
VOA vials have zero headspace, or not recd.?	Yes

MICROBAC®

Laboratory Report Number: M4K0903

Client Project ID: 70321633

Microbac Laboratories Inc., - Marietta, OH

CERTIFICATE OF ANALYSIS

Client ID:	CONDENSATE			**Collection Date:**	11/11/2024 11:10
Laboratory ID:	M4K0903-01			**Prep Date:**	11/20/2024 11:06
Matrix:	Aqueous			**Analyzed:**	11/20/2024 18:58
Batch / Sequence:	B4K1012 / S4K0344	**Analytical Method:**	EPA 420.1	**Calibration:**	UNASSIGNED
Instrument:	SEAL1	**Units:**	mg/L	**File ID:**	24-11-20_01_PHENOL_APH-028
Analyst:	APH	**Dilution:**	1		

Analyte	CAS Number	Result	MDL	RL	Flag	Qualifier
Phenolics, Total	TOTPHEN	**0.104**	0.0094	0.0100		

Laboratory Report Number: M4K0903

Client Project ID: 70321633

Notes and Definitions

mg/L: Milligrams per Liter
MDL: Method Detection Limit
RL: Reporting Limit

Chain of Custody

PASI New York Laboratory

Workorder: 70321633 **Workorder Name:** CONDENSATE 11/11 **Results Requested By:** 11/26/2024

Report / Invoice To

Kimberley M. Mack
Pace Analytical Melville
575 Broad Hollow Road
Melville, NY 11747
Phone 516-370-6052
Email: kimberley.mack@pacelabs.com

Subcontract To

MICROBAC
158 Starlite Drive
Marietta, OH 45750

P.O. 70321633 KMM

Send Invoice To: invoices@pacelabs.coupahost.com
State of Sample Origin: NY

Item	Sample ID	Collect Date/Time	Lab ID	Matrix	Preserved Containers: H2SO4						Requested Analysis: PHENOLS												LAB USE ONLY
1	CONDENSATE	11/11/2024 11:10	70321633001	Water							X												
2																							
3																							
4																							
5																							

Transfers	Released By	Date/Time	Received By	Date/Time
1	MPL PACELI	11/13/24 8:00		
2				
3			Stephanie Murphy	11/14/24 1045

Comments

Cooler Temperature on Receipt 1.4 °C N | **Custody Seal** Y or N | **Received on Ice** Y or N | **Samples Intact** Y or N

M4K0903

Pace Analytical - Melville, NY
Rec'd: 11/14/2024 10:45
By: Stephanie Murphy Temp: 1.4 (Signature)

MICROBAC®

Work Order # MGKD903

COOLER TEMP >6° C LOG

SAMPLE ID	Bottle 1 °C	Bottle 2 °C	Bottle 3 °C	Bottle 4 °C	Bottle 5 °C	Bottle 6 °C

11/14/24 fm

pH Lot # HC44997

pH Exceptions

SAMPLE ID	Bottle 1	Bottle 2	Bottle 3	Bottle 4	Bottle 5	Bottle 6

11/14/24 fm

PRESERVATIVE EXCEPTIONS

✓ NONE

AS NOTED

11/14/24 fm

Document Control # 1957
Last 04-10-2019

Issued to: Document Master File

Pace Analytical Services, LLC
575 Broad Hollow Road
Melville, NY 11747
516-370-6000

December 02, 2024

TJ Milo
Al Turi Landfill
73 Hartley Road
Goshen, NY 10924

RE: Project: OPERATIONAL WELLS 11/11
Pace Project No.: 70321581

Dear TJ Milo:

Enclosed are the analytical results for sample(s) received by the laboratory on November 12, 2024. The results relate only to the samples included in this report. Results reported herein conform to the applicable TNI/NELAC Standards and the laboratory's Quality Manual, where applicable, unless otherwise noted in the body of the report.

Some analyses were subcontracted outside of the Pace Network. The test report from the external subcontractor is attached to this report in its entirety.

The test results provided in this final report were generated by each of the following laboratories within the Pace Network:

- Pace Analytical Services - Melville

If you have any questions concerning this report, please feel free to contact me.

Sincerely,

Kimberley Mack

Kimberley M. Mack
kimberley.mack@pacelabs.com
516-370-6052
Project Manager

Enclosures

cc: Marc Colantuono
Diane Conroy, Tetra Tech

This report shall not be reproduced, except in full,
without the written consent of Pace Analytical Services, LLC.

Pace Analytical Services, LLC
575 Broad Hollow Road
Melville, NY 11747
516-370-6000

CERTIFICATIONS

Project:	OPERATIONAL WELLS 11/11
Pace Project No.:	70321581

Pace Analytical Services, LLC - Melville, NY

575 Broad Hollow Rd, Melville, NY 11747
Connecticut Certification #: PH-0435
Delaware Certification # NY 10478
Maryland Certification #: 208
Massachusetts Certification #: M-NY026
New Hampshire Certification #: 2987
New Jersey Certification #: NY158
New York Certification #: 10478 Primary Accrediting Body
Pennsylvania Certification #: 68-00350
Rhode Island Certification #: LAO00340
Texas Certification #: T104704582
Florida Certification #: E871198

This report shall not be reproduced, except in full,
without the written consent of Pace Analytical Services, LLC.

Pace Analytical Services, LLC
575 Broad Hollow Road
Melville, NY 11747
516-370-6000

ANALYTICAL RESULTS

Project: OPERATIONAL WELLS 11/11
Pace Project No.: 70321581

Sample: LEACHATE 11S **Lab ID: 70321581001** Collected: 11/11/24 11:50 Received: 11/12/24 07:00 Matrix: Water

Parameters	Results	Units	Report Limit	DF	Prepared	Analyzed	CAS No.	Qual
Field Data	Analytical Method: Pace Analytical Services - Melville							
Field pH	**7.49**	Std. Units		1		11/11/24 11:50		
Field Temperature	**12.7**	deg C		1		11/11/24 11:50		
Field Specific Conductance	**772.5**	umhos/cm		1		11/11/24 11:50		
Eh	**162**	mV		1		11/11/24 11:50		
Field Turbidity	**1.53**	NTU		1		11/11/24 11:50		
2340B Hardness, Total (Calc.)	Analytical Method: SM22 2340B Pace Analytical Services - Melville							
Tot Hardness asCaCO3 (SM 2340B	**240000**	ug/L	830	1		11/14/24 14:26		
6010D MET ICP	Analytical Method: EPA 6010D Preparation Method: EPA 3005A Pace Analytical Services - Melville							
Arsenic	**<10.0**	ug/L	10.0	1	11/14/24 07:09	11/14/24 14:26	7440-38-2	
Cadmium	**<2.5**	ug/L	2.5	1	11/14/24 07:09	11/14/24 14:26	7440-43-9	
Calcium	**63100**	ug/L	200	1	11/14/24 07:09	11/14/24 14:26	7440-70-2	
Iron	**<100**	ug/L	100	1	11/14/24 07:09	11/14/24 14:26	7439-89-6	
Lead	**<5.0**	ug/L	5.0	1	11/14/24 07:09	11/14/24 14:26	7439-92-1	
Magnesium	**19900**	ug/L	200	1	11/14/24 07:09	11/14/24 14:26	7439-95-4	
Manganese	**24.7**	ug/L	10.0	1	11/14/24 07:09	11/14/24 14:26	7439-96-5	
Potassium	**13400**	ug/L	5000	1	11/14/24 07:09	11/14/24 14:26	7440-09-7	
Sodium	**59600**	ug/L	5000	1	11/14/24 07:09	11/14/24 14:26	7440-23-5	
7470 Mercury	Analytical Method: EPA 7470A Preparation Method: EPA 7470A Pace Analytical Services - Melville							
Mercury	**<0.20**	ug/L	0.20	1	11/18/24 07:15	11/18/24 17:05	7439-97-6	
180.1 Turbidity	Analytical Method: EPA 180.1 Pace Analytical Services - Melville							
Turbidity	**1.2**	NTU	1.0	1		11/12/24 20:02		
2320B Alkalinity	Analytical Method: SM22 2320B Pace Analytical Services - Melville							
Alkalinity, Total as CaCO3	**106**	mg/L	1.0	1		11/22/24 14:05		
2540C Total Dissolved Solids	Analytical Method: SM22 2540C Pace Analytical Services - Melville							
Total Dissolved Solids	**458**	mg/L	25.0	1		11/14/24 16:11		
410.4 COD	Analytical Method: EPA 410.4 Preparation Method: EPA 410.4 Pace Analytical Services - Melville							
Chemical Oxygen Demand	**20.7**	mg/L	10.0	1	11/18/24 03:10	11/18/24 05:31		
5210B BOD, 5 day	Analytical Method: SM22 5210B Preparation Method: SM22 5210B Pace Analytical Services - Melville							
BOD, 5 day	**<2.0**	mg/L	2.0	1	11/12/24 14:35	11/17/24 08:06		

REPORT OF LABORATORY ANALYSIS

This report shall not be reproduced, except in full,
without the written consent of Pace Analytical Services, LLC.

Pace Analytical Services, LLC
575 Broad Hollow Road
Melville, NY 11747
516-370-6000

ANALYTICAL RESULTS

Project: OPERATIONAL WELLS 11/11
Pace Project No.: 70321581

Sample: LEACHATE 11S **Lab ID: 70321581001** Collected: 11/11/24 11:50 Received: 11/12/24 07:00 Matrix: Water

Parameters	Results	Units	Report Limit	DF	Prepared	Analyzed	CAS No.	Qual
300.0 IC Anions 28 Days	Analytical Method: EPA 300.0							
	Pace Analytical Services - Melville							
Bromide	**0.80**	mg/L	0.50	1		11/25/24 02:06	24959-67-9	
Chloride	**87.2**	mg/L	2.0	1		11/25/24 02:06	16887-00-6	
Sulfate	**98.5**	mg/L	5.0	1		11/25/24 02:06	14808-79-8	
351.2 Total Kjeldahl Nitrogen	Analytical Method: EPA 351.2 Preparation Method: EPA 351.2							
	Pace Analytical Services - Melville							
Nitrogen, Kjeldahl, Total	**<0.10**	mg/L	0.10	1	11/14/24 03:39	11/14/24 12:20	7727-37-9	
353.2 Nitrogen, NO2/NO3 pres.	Analytical Method: EPA 353.2							
	Pace Analytical Services - Melville							
Nitrate-Nitrite (as N)	**13.8**	mg/L	0.50	10		11/18/24 15:14	7727-37-9	
4500 Ammonia Water	Analytical Method: SM22 4500 NH3 H							
	Pace Analytical Services - Melville							
Nitrogen, Ammonia	**<0.10**	mg/L	0.10	1		11/17/24 12:06	7664-41-7	
9060A TOC as NPOC	Analytical Method: EPA 9060A							
	Pace Analytical Services - Melville							
Total Organic Carbon	**5.6**	mg/L	1.0	1		11/18/24 16:44	7440-44-0	
Total Organic Carbon	**5.9**	mg/L	1.0	1		11/18/24 16:44	7440-44-0	
Total Organic Carbon	**5.7**	mg/L	1.0	1		11/18/24 16:44	7440-44-0	
Total Organic Carbon	**5.7**	mg/L	1.0	1		11/18/24 16:44	7440-44-0	
Mean Total Organic Carbon	**5.7**	mg/L	1.0	1		11/18/24 16:44	7440-44-0	

This report shall not be reproduced, except in full,
without the written consent of Pace Analytical Services, LLC.

Pace Analytical Services, LLC
575 Broad Hollow Road
Melville, NY 11747
516-370-6000

ANALYTICAL RESULTS

Project: OPERATIONAL WELLS 11/11
Pace Project No.: 70321581

Sample: LEACHATE 11P **Lab ID: 70321581002** Collected: 11/11/24 10:55 Received: 11/12/24 07:00 Matrix: Water

Parameters	Results	Units	Report Limit	DF	Prepared	Analyzed	CAS No.	Qual
Field Data	Analytical Method: Pace Analytical Services - Melville							
Field pH	**7.07**	Std. Units		1		11/11/24 10:55		
Field Temperature	**13.4**	deg C		1		11/11/24 10:55		
Field Specific Conductance	**752.4**	umhos/cm		1		11/11/24 10:55		
Eh	**153**	mV		1		11/11/24 10:55		
Field Turbidity	**0.79**	NTU		1		11/11/24 10:55		
2340B Hardness, Total (Calc.)	Analytical Method: SM22 2340B Pace Analytical Services - Melville							
Tot Hardness asCaCO3 (SM 2340B	**140000**	ug/L	830	1		11/14/24 14:27		
6010D MET ICP	Analytical Method: EPA 6010D Preparation Method: EPA 3005A Pace Analytical Services - Melville							
Arsenic	**<10.0**	ug/L	10.0	1	11/14/24 07:09	11/14/24 14:27	7440-38-2	
Cadmium	**<2.5**	ug/L	2.5	1	11/14/24 07:09	11/14/24 14:27	7440-43-9	
Calcium	**47200**	ug/L	200	1	11/14/24 07:09	11/14/24 14:27	7440-70-2	
Iron	**<100**	ug/L	100	1	11/14/24 07:09	11/14/24 14:27	7439-89-6	
Lead	**<5.0**	ug/L	5.0	1	11/14/24 07:09	11/14/24 14:27	7439-92-1	
Magnesium	**5470**	ug/L	200	1	11/14/24 07:09	11/14/24 14:27	7439-95-4	
Manganese	**<10.0**	ug/L	10.0	1	11/14/24 07:09	11/14/24 14:27	7439-96-5	
Potassium	**13000**	ug/L	5000	1	11/14/24 07:09	11/14/24 14:27	7440-09-7	
Sodium	**40000**	ug/L	5000	1	11/14/24 07:09	11/14/24 14:27	7440-23-5	
7470 Mercury	Analytical Method: EPA 7470A Preparation Method: EPA 7470A Pace Analytical Services - Melville							
Mercury	**<0.20**	ug/L	0.20	1	11/18/24 07:15	11/18/24 17:06	7439-97-6	
180.1 Turbidity	Analytical Method: EPA 180.1 Pace Analytical Services - Melville							
Turbidity	**<1.0**	NTU	1.0	1		11/12/24 20:04		
2320B Alkalinity	Analytical Method: SM22 2320B Pace Analytical Services - Melville							
Alkalinity, Total as CaCO3	**68.0**	mg/L	1.0	1		11/22/24 14:12		
2540C Total Dissolved Solids	Analytical Method: SM22 2540C Pace Analytical Services - Melville							
Total Dissolved Solids	**281**	mg/L	25.0	1		11/14/24 16:11		
410.4 COD	Analytical Method: EPA 410.4 Preparation Method: EPA 410.4 Pace Analytical Services - Melville							
Chemical Oxygen Demand	**<10.0**	mg/L	10.0	1	11/18/24 03:10	11/18/24 05:31		
5210B BOD, 5 day	Analytical Method: SM22 5210B Preparation Method: SM22 5210B Pace Analytical Services - Melville							
BOD, 5 day	**<2.0**	mg/L	2.0	1	11/12/24 14:40	11/17/24 08:08		

REPORT OF LABORATORY ANALYSIS

This report shall not be reproduced, except in full,
without the written consent of Pace Analytical Services, LLC.

Pace Analytical Services, LLC
575 Broad Hollow Road
Melville, NY 11747
516-370-6000

ANALYTICAL RESULTS

Project: OPERATIONAL WELLS 11/11
Pace Project No.: 70321581

Sample: LEACHATE 11P **Lab ID: 70321581002** Collected: 11/11/24 10:55 Received: 11/12/24 07:00 Matrix: Water

Parameters	Results	Units	Report Limit	DF	Prepared	Analyzed	CAS No.	Qual
300.0 IC Anions 28 Days	Analytical Method: EPA 300.0							
	Pace Analytical Services - Melville							
Bromide	**0.83**	mg/L	0.50	1		11/25/24 02:59	24959-67-9	
Chloride	**69.5**	mg/L	2.0	1		11/25/24 02:59	16887-00-6	
Sulfate	**61.1**	mg/L	5.0	1		11/25/24 02:59	14808-79-8	
351.2 Total Kjeldahl Nitrogen	Analytical Method: EPA 351.2 Preparation Method: EPA 351.2							
	Pace Analytical Services - Melville							
Nitrogen, Kjeldahl, Total	**<0.10**	mg/L	0.10	1	11/14/24 03:39	11/14/24 12:08	7727-37-9	
353.2 Nitrogen, NO2/NO3 pres.	Analytical Method: EPA 353.2							
	Pace Analytical Services - Melville							
Nitrate-Nitrite (as N)	**3.7**	mg/L	0.25	5		11/18/24 15:16	7727-37-9	
4500 Ammonia Water	Analytical Method: SM22 4500 NH3 H							
	Pace Analytical Services - Melville							
Nitrogen, Ammonia	**0.12**	mg/L	0.10	1		11/17/24 12:07	7664-41-7	
9060A TOC as NPOC	Analytical Method: EPA 9060A							
	Pace Analytical Services - Melville							
Total Organic Carbon	**1.9**	mg/L	1.0	1		11/18/24 17:05	7440-44-0	
Total Organic Carbon	**1.9**	mg/L	1.0	1		11/18/24 17:05	7440-44-0	
Total Organic Carbon	**1.9**	mg/L	1.0	1		11/18/24 17:05	7440-44-0	
Total Organic Carbon	**1.9**	mg/L	1.0	1		11/18/24 17:05	7440-44-0	
Mean Total Organic Carbon	**1.9**	mg/L	1.0	1		11/18/24 17:05	7440-44-0	

This report shall not be reproduced, except in full,
without the written consent of Pace Analytical Services, LLC.

Pace Analytical Services, LLC
575 Broad Hollow Road
Melville, NY 11747
516-370-6000

ANALYTICAL RESULTS

Project: OPERATIONAL WELLS 11/11
Pace Project No.: 70321581

Sample: LEACHATE 12S **Lab ID: 70321581003** Collected: 11/11/24 12:10 Received: 11/12/24 07:00 Matrix: Water

Parameters	Results	Units	Report Limit	DF	Prepared	Analyzed	CAS No.	Qual
Field Data	Analytical Method: Pace Analytical Services - Melville							
Field pH	**7.89**	Std. Units		1		11/11/24 12:10		
Field Temperature	**13.2**	deg C		1		11/11/24 12:10		
Field Specific Conductance	**306.3**	umhos/cm		1		11/11/24 12:10		
Eh	**157**	mV		1		11/11/24 12:10		
Field Turbidity	**0.8**	NTU		1		11/11/24 12:10		
2340B Hardness, Total (Calc.)	Analytical Method: SM22 2340B Pace Analytical Services - Melville							
Tot Hardness asCaCO3 (SM 2340B	**150000**	ug/L	830	1		11/14/24 14:29		
6010D MET ICP	Analytical Method: EPA 6010D Preparation Method: EPA 3005A Pace Analytical Services - Melville							
Arsenic	**<10.0**	ug/L	10.0	1	11/14/24 07:09	11/14/24 14:29	7440-38-2	
Cadmium	**<2.5**	ug/L	2.5	1	11/14/24 07:09	11/14/24 14:29	7440-43-9	
Calcium	**50900**	ug/L	200	1	11/14/24 07:09	11/14/24 14:29	7440-70-2	
Iron	**<100**	ug/L	100	1	11/14/24 07:09	11/14/24 14:29	7439-89-6	
Lead	**<5.0**	ug/L	5.0	1	11/14/24 07:09	11/14/24 14:29	7439-92-1	
Magnesium	**5640**	ug/L	200	1	11/14/24 07:09	11/14/24 14:29	7439-95-4	
Manganese	**<10.0**	ug/L	10.0	1	11/14/24 07:09	11/14/24 14:29	7439-96-5	
Potassium	**6350**	ug/L	5000	1	11/14/24 07:09	11/14/24 14:29	7440-09-7	
Sodium	**<5000**	ug/L	5000	1	11/14/24 07:09	11/14/24 14:29	7440-23-5	
7470 Mercury	Analytical Method: EPA 7470A Preparation Method: EPA 7470A Pace Analytical Services - Melville							
Mercury	**<0.20**	ug/L	0.20	1	11/18/24 07:15	11/18/24 17:08	7439-97-6	
180.1 Turbidity	Analytical Method: EPA 180.1 Pace Analytical Services - Melville							
Turbidity	**<1.0**	NTU	1.0	1		11/12/24 20:05		
2320B Alkalinity	Analytical Method: SM22 2320B Pace Analytical Services - Melville							
Alkalinity, Total as CaCO3	**151**	mg/L	1.0	1		11/22/24 14:22		
2540C Total Dissolved Solids	Analytical Method: SM22 2540C Pace Analytical Services - Melville							
Total Dissolved Solids	**172**	mg/L	25.0	1		11/14/24 16:18		
410.4 COD	Analytical Method: EPA 410.4 Preparation Method: EPA 410.4 Pace Analytical Services - Melville							
Chemical Oxygen Demand	**14.2**	mg/L	10.0	1	11/18/24 03:10	11/18/24 05:31		
5210B BOD, 5 day	Analytical Method: SM22 5210B Preparation Method: SM22 5210B Pace Analytical Services - Melville							
BOD, 5 day	**<2.0**	mg/L	2.0	1	11/12/24 14:44	11/17/24 08:11		

REPORT OF LABORATORY ANALYSIS

This report shall not be reproduced, except in full,
without the written consent of Pace Analytical Services, LLC.

Pace Analytical Services, LLC
575 Broad Hollow Road
Melville, NY 11747
516-370-6000

ANALYTICAL RESULTS

Project: OPERATIONAL WELLS 11/11
Pace Project No.: 70321581

Sample: LEACHATE 12S **Lab ID: 70321581003** Collected: 11/11/24 12:10 Received: 11/12/24 07:00 Matrix: Water

Parameters	Results	Units	Report Limit	DF	Prepared	Analyzed	CAS No.	Qual
300.0 IC Anions 28 Days	Analytical Method: EPA 300.0							
	Pace Analytical Services - Melville							
Bromide	**<0.50**	mg/L	0.50	1		11/25/24 03:16	24959-67-9	
Chloride	**<2.0**	mg/L	2.0	1		11/25/24 03:16	16887-00-6	
Sulfate	**<5.0**	mg/L	5.0	1		11/25/24 03:16	14808-79-8	
351.2 Total Kjeldahl Nitrogen	Analytical Method: EPA 351.2 Preparation Method: EPA 351.2							
	Pace Analytical Services - Melville							
Nitrogen, Kjeldahl, Total	**0.53**	mg/L	0.10	1	11/14/24 03:39	11/14/24 12:09	7727-37-9	
353.2 Nitrogen, NO2/NO3 pres.	Analytical Method: EPA 353.2							
	Pace Analytical Services - Melville							
Nitrate-Nitrite (as N)	**0.36**	mg/L	0.050	1		11/18/24 15:01	7727-37-9	
4500 Ammonia Water	Analytical Method: SM22 4500 NH3 H							
	Pace Analytical Services - Melville							
Nitrogen, Ammonia	**<0.10**	mg/L	0.10	1		11/17/24 12:08	7664-41-7	
9060A TOC as NPOC	Analytical Method: EPA 9060A							
	Pace Analytical Services - Melville							
Total Organic Carbon	**5.4**	mg/L	1.0	1		11/18/24 17:17	7440-44-0	
Total Organic Carbon	**5.5**	mg/L	1.0	1		11/18/24 17:17	7440-44-0	
Total Organic Carbon	**5.4**	mg/L	1.0	1		11/18/24 17:17	7440-44-0	
Total Organic Carbon	**5.5**	mg/L	1.0	1		11/18/24 17:17	7440-44-0	
Mean Total Organic Carbon	**5.5**	mg/L	1.0	1		11/18/24 17:17	7440-44-0	

This report shall not be reproduced, except in full,
without the written consent of Pace Analytical Services, LLC.

Pace Analytical Services, LLC
575 Broad Hollow Road
Melville, NY 11747
516-370-6000

ANALYTICAL RESULTS

Project: OPERATIONAL WELLS 11/11
Pace Project No.: 70321581

Sample: LEACHATE 12P **Lab ID: 70321581004** Collected: 11/11/24 12:00 Received: 11/12/24 07:00 Matrix: Water

Parameters	Results	Units	Report Limit	DF	Prepared	Analyzed	CAS No.	Qual
Field Data	Analytical Method: Pace Analytical Services - Melville							
Field pH	**7.55**	Std. Units		1		11/11/24 12:00		
Field Temperature	**13.5**	deg C		1		11/11/24 12:00		
Field Specific Conductance	**1626**	umhos/cm		1		11/11/24 12:00		
Eh	**169**	mV		1		11/11/24 12:00		
Field Turbidity	**2.46**	NTU		1		11/11/24 12:00		
2340B Hardness, Total (Calc.)	Analytical Method: SM22 2340B Pace Analytical Services - Melville							
Tot Hardness asCaCO3 (SM 2340B	**367000**	ug/L	830	1		11/14/24 14:30		
6010D MET ICP	Analytical Method: EPA 6010D Preparation Method: EPA 3005A Pace Analytical Services - Melville							
Arsenic	**<10.0**	ug/L	10.0	1	11/14/24 07:09	11/14/24 14:30	7440-38-2	
Cadmium	**<2.5**	ug/L	2.5	1	11/14/24 07:09	11/14/24 14:30	7440-43-9	
Calcium	**110000**	ug/L	200	1	11/14/24 07:09	11/14/24 14:30	7440-70-2	
Iron	**<100**	ug/L	100	1	11/14/24 07:09	11/14/24 14:30	7439-89-6	
Lead	**<5.0**	ug/L	5.0	1	11/14/24 07:09	11/14/24 14:30	7439-92-1	
Magnesium	**22500**	ug/L	200	1	11/14/24 07:09	11/14/24 14:30	7439-95-4	
Manganese	**626**	ug/L	10.0	1	11/14/24 07:09	11/14/24 14:30	7439-96-5	
Potassium	**54600**	ug/L	5000	1	11/14/24 07:09	11/14/24 14:30	7440-09-7	
Sodium	**120000**	ug/L	5000	1	11/14/24 07:09	11/14/24 14:30	7440-23-5	
7470 Mercury	Analytical Method: EPA 7470A Preparation Method: EPA 7470A Pace Analytical Services - Melville							
Mercury	**<0.20**	ug/L	0.20	1	11/18/24 07:15	11/18/24 17:09	7439-97-6	
180.1 Turbidity	Analytical Method: EPA 180.1 Pace Analytical Services - Melville							
Turbidity	**2.4**	NTU	1.0	1		11/12/24 20:06		
2320B Alkalinity	Analytical Method: SM22 2320B Pace Analytical Services - Melville							
Alkalinity, Total as CaCO3	**453**	mg/L	1.0	1		11/22/24 14:42		
2540C Total Dissolved Solids	Analytical Method: SM22 2540C Pace Analytical Services - Melville							
Total Dissolved Solids	**818**	mg/L	50.0	1		11/14/24 16:18		
410.4 COD	Analytical Method: EPA 410.4 Preparation Method: EPA 410.4 Pace Analytical Services - Melville							
Chemical Oxygen Demand	**70.1**	mg/L	10.0	1	11/18/24 03:10	11/18/24 05:31		
5210B BOD, 5 day	Analytical Method: SM22 5210B Preparation Method: SM22 5210B Pace Analytical Services - Melville							
BOD, 5 day	**14.3**	mg/L	2.0	1	11/12/24 14:48	11/17/24 08:13		

REPORT OF LABORATORY ANALYSIS

This report shall not be reproduced, except in full,
without the written consent of Pace Analytical Services, LLC.

Pace Analytical Services, LLC
575 Broad Hollow Road
Melville, NY 11747
516-370-6000

ANALYTICAL RESULTS

Project: OPERATIONAL WELLS 11/11
Pace Project No.: 70321581

Sample: LEACHATE 12P **Lab ID: 70321581004** Collected: 11/11/24 12:00 Received: 11/12/24 07:00 Matrix: Water

Parameters	Results	Units	Report Limit	DF	Prepared	Analyzed	CAS No.	Qual
300.0 IC Anions 28 Days	Analytical Method: EPA 300.0							
	Pace Analytical Services - Melville							
Bromide	**0.95**	mg/L	0.50	1		11/25/24 03:34	24959-67-9	
Chloride	**173**	mg/L	4.0	2		11/25/24 17:49	16887-00-6	
Sulfate	**27.6**	mg/L	5.0	1		11/25/24 03:34	14808-79-8	
351.2 Total Kjeldahl Nitrogen	Analytical Method: EPA 351.2 Preparation Method: EPA 351.2							
	Pace Analytical Services - Melville							
Nitrogen, Kjeldahl, Total	**32.8**	mg/L	2.5	5	11/14/24 03:39	11/14/24 12:21	7727-37-9	
353.2 Nitrogen, NO2/NO3 pres.	Analytical Method: EPA 353.2							
	Pace Analytical Services - Melville							
Nitrate-Nitrite (as N)	**28.9**	mg/L	1.0	20		11/18/24 15:18	7727-37-9	
4500 Ammonia Water	Analytical Method: SM22 4500 NH3 H							
	Pace Analytical Services - Melville							
Nitrogen, Ammonia	**40.4**	mg/L	1.0	10		11/17/24 12:29	7664-41-7	
9060A TOC as NPOC	Analytical Method: EPA 9060A							
	Pace Analytical Services - Melville							
Total Organic Carbon	**18.2**	mg/L	1.0	1		11/18/24 17:51	7440-44-0	
Total Organic Carbon	**18.3**	mg/L	1.0	1		11/18/24 17:51	7440-44-0	
Total Organic Carbon	**18.5**	mg/L	1.0	1		11/18/24 17:51	7440-44-0	
Total Organic Carbon	**18.3**	mg/L	1.0	1		11/18/24 17:51	7440-44-0	
Mean Total Organic Carbon	**18.3**	mg/L	1.0	1		11/18/24 17:51	7440-44-0	

This report shall not be reproduced, except in full,
without the written consent of Pace Analytical Services, LLC.

Pace Analytical Services, LLC
575 Broad Hollow Road
Melville, NY 11747
516-370-6000

QUALITY CONTROL DATA

Project: OPERATIONAL WELLS 11/11
Pace Project No.: 70321581

QC Batch: 371251
QC Batch Method: EPA 7470A
Analysis Method: EPA 7470A
Analysis Description: 7470 Mercury
Laboratory: Pace Analytical Services - Melville
Associated Lab Samples: 70321581001, 70321581002, 70321581003, 70321581004

METHOD BLANK: 1942083
Matrix: Water
Associated Lab Samples: 70321581001, 70321581002, 70321581003, 70321581004

Parameter	Units	Blank Result	Reporting Limit	Analyzed	Qualifiers
Mercury	ug/L	<0.20	0.20	11/18/24 16:49	

LABORATORY CONTROL SAMPLE & LCSD: 1942084 1942085

Parameter	Units	Spike Conc.	LCS Result	LCSD Result	LCS % Rec	LCSD % Rec	% Rec Limits	RPD	Max RPD	Qualifiers
Mercury	ug/L	1	1.1	1.1	111	114	80-120	2	20	

Results presented on this page are in the units indicated by the "Units" column except where an alternate unit is presented to the right of the result.

REPORT OF LABORATORY ANALYSIS

This report shall not be reproduced, except in full,
without the written consent of Pace Analytical Services, LLC.

Pace Analytical Services, LLC
575 Broad Hollow Road
Melville, NY 11747
516-370-6000

QUALITY CONTROL DATA

Project: OPERATIONAL WELLS 11/11
Pace Project No.: 70321581

QC Batch: 370750
QC Batch Method: EPA 3005A
Analysis Method: EPA 6010D
Analysis Description: 6010D MET Water
Laboratory: Pace Analytical Services - Melville
Associated Lab Samples: 70321581001, 70321581002, 70321581003, 70321581004

METHOD BLANK: 1938683
Matrix: Water
Associated Lab Samples: 70321581001, 70321581002, 70321581003, 70321581004

Parameter	Units	Blank Result	Reporting Limit	Analyzed	Qualifiers
Arsenic	ug/L	<10.0	10.0	11/14/24 13:50	
Cadmium	ug/L	<2.5	2.5	11/14/24 13:50	
Calcium	ug/L	<200	200	11/14/24 13:50	
Iron	ug/L	<100	100	11/14/24 13:50	
Lead	ug/L	<5.0	5.0	11/14/24 13:50	
Magnesium	ug/L	<200	200	11/14/24 13:50	
Manganese	ug/L	<10.0	10.0	11/14/24 13:50	
Potassium	ug/L	<5000	5000	11/14/24 13:50	
Sodium	ug/L	<5000	5000	11/14/24 13:50	

LABORATORY CONTROL SAMPLE: 1938684

Parameter	Units	Spike Conc.	LCS Result	LCS % Rec	% Rec Limits	Qualifiers
Arsenic	ug/L	500	496	99	80-120	
Cadmium	ug/L	500	479	96	80-120	
Calcium	ug/L	25000	24300	97	80-120	
Iron	ug/L	12500	12300	98	80-120	
Lead	ug/L	500	479	96	80-120	
Magnesium	ug/L	25000	24100	96	80-120	
Manganese	ug/L	500	481	96	80-120	
Potassium	ug/L	25000	24800	99	80-120	
Sodium	ug/L	25000	24700	99	80-120	

MATRIX SPIKE SAMPLE: 1938686

Parameter	Units	70320854008 Result	Spike Conc.	MS Result	MS % Rec	% Rec Limits	Qualifiers
Arsenic	ug/L	<10.0	500	529	106	75-125	
Cadmium	ug/L	<2.5	500	504	101	75-125	
Calcium	ug/L	56900	12500	70300	107	75-125	
Iron	ug/L	1100	5000	6120	100	75-125	
Lead	ug/L	<5.0	500	503	101	75-125	
Magnesium	ug/L	35400	12500	48400	104	75-125	
Manganese	ug/L	15.8	500	520	101	75-125	
Potassium	ug/L	3120J	12500	16400	106	75-125	
Sodium	ug/L	65100	12500	79000	111	75-125	

Results presented on this page are in the units indicated by the "Units" column except where an alternate unit is presented to the right of the result.

This report shall not be reproduced, except in full,
without the written consent of Pace Analytical Services, LLC.

Pace Analytical Services, LLC
575 Broad Hollow Road
Melville, NY 11747
516-370-6000

QUALITY CONTROL DATA

Project: OPERATIONAL WELLS 11/11
Pace Project No.: 70321581

SAMPLE DUPLICATE: 1938685

Parameter	Units	70320854008 Result	Dup Result	RPD	Qualifiers
Arsenic	ug/L	<10.0	<10.0		
Cadmium	ug/L	<2.5	<2.5		
Calcium	ug/L	56900	58400	3	
Iron	ug/L	1100	1130	3	
Lead	ug/L	<5.0	<5.0		
Magnesium	ug/L	35400	36500	3	
Manganese	ug/L	15.8	16.0	1	
Potassium	ug/L	3120J	<5000		
Sodium	ug/L	65100	67100	3	

Results presented on this page are in the units indicated by the "Units" column except where an alternate unit is presented to the right of the result.

This report shall not be reproduced, except in full,
without the written consent of Pace Analytical Services, LLC.

Pace Analytical Services, LLC
575 Broad Hollow Road
Melville, NY 11747
516-370-6000

QUALITY CONTROL DATA

Project: OPERATIONAL WELLS 11/11
Pace Project No.: 70321581

QC Batch: 370465
QC Batch Method: EPA 180.1
Analysis Method: EPA 180.1
Analysis Description: 180.1 Turbidity
Laboratory: Pace Analytical Services - Melville
Associated Lab Samples: 70321581001, 70321581002, 70321581003, 70321581004

METHOD BLANK: 1937181 Matrix: Water
Associated Lab Samples: 70321581001, 70321581002, 70321581003, 70321581004

Parameter	Units	Blank Result	Reporting Limit	Analyzed	Qualifiers
Turbidity	NTU	<1.0	1.0	11/12/24 19:56	

LABORATORY CONTROL SAMPLE: 1937182

Parameter	Units	Spike Conc.	LCS Result	LCS % Rec	% Rec Limits	Qualifiers
Turbidity	NTU	10	9.0	90	90-110	

SAMPLE DUPLICATE: 1937183

Parameter	Units	70321633001 Result	Dup Result	RPD	Qualifiers
Turbidity	NTU	85.0	85.0	0	

Results presented on this page are in the units indicated by the "Units" column except where an alternate unit is presented to the right of the result.

This report shall not be reproduced, except in full,
without the written consent of Pace Analytical Services, LLC.

Pace Analytical Services, LLC
575 Broad Hollow Road
Melville, NY 11747
516-370-6000

QUALITY CONTROL DATA

Project: OPERATIONAL WELLS 11/11
Pace Project No.: 70321581

QC Batch: 372302
QC Batch Method: SM22 2320B
Analysis Method: SM22 2320B
Analysis Description: 2320B Alkalinity
Laboratory: Pace Analytical Services - Melville
Associated Lab Samples: 70321581001, 70321581002, 70321581003, 70321581004

METHOD BLANK: 1947963 Matrix: Water
Associated Lab Samples: 70321581001, 70321581002, 70321581003, 70321581004

Parameter	Units	Blank Result	Reporting Limit	Analyzed	Qualifiers
Alkalinity, Total as CaCO3	mg/L	<1.0	1.0	11/22/24 12:57	

LABORATORY CONTROL SAMPLE: 1947964

Parameter	Units	Spike Conc.	LCS Result	LCS % Rec	% Rec Limits	Qualifiers
Alkalinity, Total as CaCO3	mg/L	25	25.7	103	85-115	

MATRIX SPIKE SAMPLE: 1947966

Parameter	Units	70322443010 Result	Spike Conc.	MS Result	MS % Rec	% Rec Limits	Qualifiers
Alkalinity, Total as CaCO3	mg/L	126	50	175	98	75-125	

SAMPLE DUPLICATE: 1947965

Parameter	Units	70322443010 Result	Dup Result	RPD	Qualifiers
Alkalinity, Total as CaCO3	mg/L	126	126	1	

Results presented on this page are in the units indicated by the "Units" column except where an alternate unit is presented to the right of the result.

This report shall not be reproduced, except in full,
without the written consent of Pace Analytical Services, LLC.

Pace Analytical Services, LLC
575 Broad Hollow Road
Melville, NY 11747
516-370-6000

QUALITY CONTROL DATA

Project: OPERATIONAL WELLS 11/11
Pace Project No.: 70321581

QC Batch: 370824
QC Batch Method: SM22 2540C
Analysis Method: SM22 2540C
Analysis Description: 2540C Total Dissolved Solids
Laboratory: Pace Analytical Services - Melville
Associated Lab Samples: 70321581001, 70321581002, 70321581003, 70321581004

METHOD BLANK: 1939138 Matrix: Water
Associated Lab Samples: 70321581001, 70321581002, 70321581003, 70321581004

Parameter	Units	Blank Result	Reporting Limit	Analyzed	Qualifiers
Total Dissolved Solids	mg/L	<5.0	5.0	11/14/24 15:34	

LABORATORY CONTROL SAMPLE: 1939139

Parameter	Units	Spike Conc.	LCS Result	LCS % Rec	% Rec Limits	Qualifiers
Total Dissolved Solids	mg/L	500	496	99	85-115	

MATRIX SPIKE SAMPLE: 1939141

Parameter	Units	70321286001 Result	Spike Conc.	MS Result	MS % Rec	% Rec Limits	Qualifiers
Total Dissolved Solids	mg/L	347	300	645	99	75-125	

MATRIX SPIKE SAMPLE: 1939143

Parameter	Units	70320854008 Result	Spike Conc.	MS Result	MS % Rec	% Rec Limits	Qualifiers
Total Dissolved Solids	mg/L	452	600	1060	101	75-125	

SAMPLE DUPLICATE: 1939140

Parameter	Units	70321286001 Result	Dup Result	RPD	Qualifiers
Total Dissolved Solids	mg/L	347	350	1	

SAMPLE DUPLICATE: 1939142

Parameter	Units	70320854008 Result	Dup Result	RPD	Qualifiers
Total Dissolved Solids	mg/L	452	454	0	

Results presented on this page are in the units indicated by the "Units" column except where an alternate unit is presented to the right of the result.

This report shall not be reproduced, except in full,
without the written consent of Pace Analytical Services, LLC.

Pace Analytical Services, LLC
575 Broad Hollow Road
Melville, NY 11747
516-370-6000

QUALITY CONTROL DATA

Project: OPERATIONAL WELLS 11/11
Pace Project No.: 70321581

QC Batch: 371235
QC Batch Method: EPA 410.4
Analysis Method: EPA 410.4
Analysis Description: 410.4 COD
Laboratory: Pace Analytical Services - Melville
Associated Lab Samples: 70321581001, 70321581002, 70321581003, 70321581004

METHOD BLANK: 1942034 Matrix: Water
Associated Lab Samples: 70321581001, 70321581002, 70321581003, 70321581004

Parameter	Units	Blank Result	Reporting Limit	Analyzed	Qualifiers
Chemical Oxygen Demand	mg/L	<10.0	10.0	11/18/24 05:28	

LABORATORY CONTROL SAMPLE: 1942035

Parameter	Units	Spike Conc.	LCS Result	LCS % Rec	% Rec Limits	Qualifiers
Chemical Oxygen Demand	mg/L	500	508	102	90-110	

MATRIX SPIKE SAMPLE: 1942036

Parameter	Units	70322141001 Result	Spike Conc.	MS Result	MS % Rec	% Rec Limits	Qualifiers
Chemical Oxygen Demand	mg/L	35.7	1000	1030	99	90-110	

MATRIX SPIKE SAMPLE: 1942038

Parameter	Units	70321807001 Result	Spike Conc.	MS Result	MS % Rec	% Rec Limits	Qualifiers
Chemical Oxygen Demand	mg/L	55.0	1000	1030	97	90-110	

SAMPLE DUPLICATE: 1942037

Parameter	Units	70322141001 Result	Dup Result	RPD	Qualifiers
Chemical Oxygen Demand	mg/L	35.7	31.4	13	

SAMPLE DUPLICATE: 1942039

Parameter	Units	70321807001 Result	Dup Result	RPD	Qualifiers
Chemical Oxygen Demand	mg/L	55.0	48.6	12	

Results presented on this page are in the units indicated by the "Units" column except where an alternate unit is presented to the right of the result.

REPORT OF LABORATORY ANALYSIS

This report shall not be reproduced, except in full,
without the written consent of Pace Analytical Services, LLC.

Pace Analytical Services, LLC
575 Broad Hollow Road
Melville, NY 11747
516-370-6000

QUALITY CONTROL DATA

Project: OPERATIONAL WELLS 11/11
Pace Project No.: 70321581

QC Batch: 370418
QC Batch Method: SM22 5210B
Analysis Method: SM22 5210B
Analysis Description: 5210B BOD, 5 day
Laboratory: Pace Analytical Services - Melville
Associated Lab Samples: 70321581001, 70321581002, 70321581003, 70321581004

METHOD BLANK: 1936608 Matrix: Water
Associated Lab Samples: 70321581001, 70321581002, 70321581003, 70321581004

Parameter	Units	Blank Result	Reporting Limit	Analyzed	Qualifiers
BOD, 5 day	mg/L	<1.0	1.0	11/17/24 07:24	

LABORATORY CONTROL SAMPLE: 1936609

Parameter	Units	Spike Conc.	LCS Result	LCS % Rec	% Rec Limits	Qualifiers
BOD, 5 day	mg/L	198	176	89	84.5-115.4	

SAMPLE DUPLICATE: 1936610

Parameter	Units	70321273001 Result	Dup Result	RPD	Qualifiers
BOD, 5 day	mg/L	753	800	6	H1

Results presented on this page are in the units indicated by the "Units" column except where an alternate unit is presented to the right of the result.

This report shall not be reproduced, except in full,
without the written consent of Pace Analytical Services, LLC.

Pace Analytical Services, LLC
575 Broad Hollow Road
Melville, NY 11747
516-370-6000

QUALITY CONTROL DATA

Project: OPERATIONAL WELLS 11/11
Pace Project No.: 70321581

QC Batch: 372447
QC Batch Method: EPA 300.0
Analysis Method: EPA 300.0
Analysis Description: 300.0 IC Anions
Laboratory: Pace Analytical Services - Melville
Associated Lab Samples: 70321581001, 70321581002, 70321581003, 70321581004

METHOD BLANK: 1949114 Matrix: Water
Associated Lab Samples: 70321581001, 70321581002, 70321581003, 70321581004

Parameter	Units	Blank Result	Reporting Limit	Analyzed	Qualifiers
Bromide	mg/L	<0.50	0.50	11/24/24 21:08	
Chloride	mg/L	<2.0	2.0	11/24/24 21:08	
Sulfate	mg/L	<5.0	5.0	11/24/24 21:08	

LABORATORY CONTROL SAMPLE: 1949115

Parameter	Units	Spike Conc.	LCS Result	LCS % Rec	% Rec Limits	Qualifiers
Bromide	mg/L	1	1.1	108	90-110	
Chloride	mg/L	10	10.4	104	90-110	
Sulfate	mg/L	10	10.4	104	90-110	

MATRIX SPIKE SAMPLE: 1949116

Parameter	Units	70321980002 Result	Spike Conc.	MS Result	MS % Rec	% Rec Limits	Qualifiers
Bromide	mg/L	<0.50	1	1.1	105	90-110	
Chloride	mg/L	15.9	10	26.1	102	90-110	
Sulfate	mg/L	13.2	10	23.5	103	90-110	

MATRIX SPIKE SAMPLE: 1949118

Parameter	Units	70322569002 Result	Spike Conc.	MS Result	MS % Rec	% Rec Limits	Qualifiers
Bromide	mg/L	<0.50	1	1.1	107	90-110	
Chloride	mg/L	15.7	10	26.0	103	90-110	
Sulfate	mg/L	14.0	10	24.0	99	90-110	

SAMPLE DUPLICATE: 1949117

Parameter	Units	70321980002 Result	Dup Result	RPD	Qualifiers
Bromide	mg/L	<0.50	<0.50		
Chloride	mg/L	15.9	16.0	0	
Sulfate	mg/L	13.2	13.2	0	

Results presented on this page are in the units indicated by the "Units" column except where an alternate unit is presented to the right of the result.

REPORT OF LABORATORY ANALYSIS

This report shall not be reproduced, except in full,
without the written consent of Pace Analytical Services, LLC.

Pace Analytical Services, LLC
575 Broad Hollow Road
Melville, NY 11747
516-370-6000

QUALITY CONTROL DATA

Project: OPERATIONAL WELLS 11/11
Pace Project No.: 70321581

SAMPLE DUPLICATE: 1949119

Parameter	Units	70322569002 Result	Dup Result	RPD	Qualifiers
Bromide	mg/L	<0.50	<0.50		
Chloride	mg/L	15.7	15.7	0	
Sulfate	mg/L	14.0	13.6	4	

Results presented on this page are in the units indicated by the "Units" column except where an alternate unit is presented to the right of the result.

This report shall not be reproduced, except in full,
without the written consent of Pace Analytical Services, LLC.

Pace Analytical Services, LLC
575 Broad Hollow Road
Melville, NY 11747
516-370-6000

QUALITY CONTROL DATA

Project: OPERATIONAL WELLS 11/11
Pace Project No.: 70321581

QC Batch: 370736
QC Batch Method: EPA 351.2
Analysis Method: EPA 351.2
Analysis Description: 351.2 TKN
Laboratory: Pace Analytical Services - Melville
Associated Lab Samples: 70321581001, 70321581002, 70321581003, 70321581004

METHOD BLANK: 1938647 Matrix: Water
Associated Lab Samples: 70321581001, 70321581002, 70321581003, 70321581004

Parameter	Units	Blank Result	Reporting Limit	Analyzed	Qualifiers
Nitrogen, Kjeldahl, Total	mg/L	<0.094	0.094	11/14/24 11:52	

LABORATORY CONTROL SAMPLE: 1938648

Parameter	Units	Spike Conc.	LCS Result	LCS % Rec	% Rec Limits	Qualifiers
Nitrogen, Kjeldahl, Total	mg/L	4	4.2	106	90-110	

MATRIX SPIKE SAMPLE: 1938649

Parameter	Units	70321800002 Result	Spike Conc.	MS Result	MS % Rec	% Rec Limits	Qualifiers
Nitrogen, Kjeldahl, Total	mg/L	1.7	4	5.1	86	90-110	M1

MATRIX SPIKE SAMPLE: 1938651

Parameter	Units	70320854012 Result	Spike Conc.	MS Result	MS % Rec	% Rec Limits	Qualifiers
Nitrogen, Kjeldahl, Total	mg/L	2.2	4	5.4	80	90-110	M1

SAMPLE DUPLICATE: 1938650

Parameter	Units	70321800002 Result	Dup Result	RPD	Qualifiers
Nitrogen, Kjeldahl, Total	mg/L	1.7	1.8	6	

SAMPLE DUPLICATE: 1938652

Parameter	Units	70320854012 Result	Dup Result	RPD	Qualifiers
Nitrogen, Kjeldahl, Total	mg/L	2.2	2.2	0	

Results presented on this page are in the units indicated by the "Units" column except where an alternate unit is presented to the right of the result.

This report shall not be reproduced, except in full,
without the written consent of Pace Analytical Services, LLC.

Pace Analytical Services, LLC
575 Broad Hollow Road
Melville, NY 11747
516-370-6000

QUALITY CONTROL DATA

Project: OPERATIONAL WELLS 11/11
Pace Project No.: 70321581

QC Batch: 371379
QC Batch Method: EPA 353.2
Analysis Method: EPA 353.2
Analysis Description: 353.2 Nitrate + Nitrite, preserved
Laboratory: Pace Analytical Services - Melville
Associated Lab Samples: 70321581001, 70321581002, 70321581003, 70321581004

METHOD BLANK: 1942575 Matrix: Water
Associated Lab Samples: 70321581001, 70321581002, 70321581003, 70321581004

Parameter	Units	Blank Result	Reporting Limit	Analyzed	Qualifiers
Nitrate-Nitrite (as N)	mg/L	<0.037	0.037	11/18/24 14:35	

LABORATORY CONTROL SAMPLE: 1942576

Parameter	Units	Spike Conc.	LCS Result	LCS % Rec	% Rec Limits	Qualifiers
Nitrate-Nitrite (as N)	mg/L	1	0.97	97	90-110	

MATRIX SPIKE SAMPLE: 1942577

Parameter	Units	70322572001 Result	Spike Conc.	MS Result	MS % Rec	% Rec Limits	Qualifiers
Nitrate-Nitrite (as N)	mg/L	2.1	0.5	2.5	89	90-110	M1

MATRIX SPIKE SAMPLE: 1942579

Parameter	Units	70321581001 Result	Spike Conc.	MS Result	MS % Rec	% Rec Limits	Qualifiers
Nitrate-Nitrite (as N)	mg/L	13.8	5	18.4	92	90-110	

SAMPLE DUPLICATE: 1942578

Parameter	Units	70322572001 Result	Dup Result	RPD	Qualifiers
Nitrate-Nitrite (as N)	mg/L	2.1	2.0	2	

SAMPLE DUPLICATE: 1942580

Parameter	Units	70321581001 Result	Dup Result	RPD	Qualifiers
Nitrate-Nitrite (as N)	mg/L	13.8	14.8	7	

Results presented on this page are in the units indicated by the "Units" column except where an alternate unit is presented to the right of the result.

This report shall not be reproduced, except in full,
without the written consent of Pace Analytical Services, LLC.

Pace Analytical Services, LLC
575 Broad Hollow Road
Melville, NY 11747
516-370-6000

QUALITY CONTROL DATA

Project: OPERATIONAL WELLS 11/11
Pace Project No.: 70321581

QC Batch: 371211
QC Batch Method: SM22 4500 NH3 H
Analysis Method: SM22 4500 NH3 H
Analysis Description: 4500 Ammonia
Laboratory: Pace Analytical Services - Melville
Associated Lab Samples: 70321581001, 70321581002, 70321581003, 70321581004

METHOD BLANK: 1941993
Matrix: Water
Associated Lab Samples: 70321581001, 70321581002, 70321581003, 70321581004

Parameter	Units	Blank Result	Reporting Limit	Analyzed	Qualifiers
Nitrogen, Ammonia	mg/L	<0.050	0.050	11/17/24 11:52	

LABORATORY CONTROL SAMPLE: 1941994

Parameter	Units	Spike Conc.	LCS Result	LCS % Rec	% Rec Limits	Qualifiers
Nitrogen, Ammonia	mg/L	1	0.96	96	90-110	

MATRIX SPIKE SAMPLE: 1941995

Parameter	Units	70320854008 Result	Spike Conc.	MS Result	MS % Rec	% Rec Limits	Qualifiers
Nitrogen, Ammonia	mg/L	<0.10	1	1.1	102	75-125	

SAMPLE DUPLICATE: 1941996

Parameter	Units	70320854008 Result	Dup Result	RPD	Qualifiers
Nitrogen, Ammonia	mg/L	<0.10	<0.10		

Results presented on this page are in the units indicated by the "Units" column except where an alternate unit is presented to the right of the result.

This report shall not be reproduced, except in full,
without the written consent of Pace Analytical Services, LLC.

Pace Analytical Services, LLC
575 Broad Hollow Road
Melville, NY 11747
516-370-6000

QUALITY CONTROL DATA

Project: OPERATIONAL WELLS 11/11
Pace Project No.: 70321581

QC Batch: 371268
QC Batch Method: EPA 9060A
Analysis Method: EPA 9060A
Analysis Description: 9060 TOC
Laboratory: Pace Analytical Services - Melville
Associated Lab Samples: 70321581001, 70321581002, 70321581003, 70321581004

METHOD BLANK: 1942141
Matrix: Water
Associated Lab Samples: 70321581001, 70321581002, 70321581003, 70321581004

Parameter	Units	Blank Result	Reporting Limit	Analyzed	Qualifiers
Mean Total Organic Carbon	mg/L	<0.50	0.50	11/18/24 15:37	
Total Organic Carbon	mg/L	<0.50	0.50	11/18/24 15:37	
Total Organic Carbon	mg/L	<0.50	0.50	11/18/24 15:37	
Total Organic Carbon	mg/L	<0.50	0.50	11/18/24 15:37	
Total Organic Carbon	mg/L	<0.50	0.50	11/18/24 15:37	

LABORATORY CONTROL SAMPLE: 1942142

Parameter	Units	Spike Conc.	LCS Result	LCS % Rec	% Rec Limits	Qualifiers
Mean Total Organic Carbon	mg/L	10	10.0	100	85-115	
Total Organic Carbon	mg/L	10	9.9	99	85-115	
Total Organic Carbon	mg/L	10	10.1	101	85-115	
Total Organic Carbon	mg/L	10	10.1	101	85-115	
Total Organic Carbon	mg/L	10	10.1	101	85-115	

MATRIX SPIKE SAMPLE: 1942143

Parameter	Units	70322287001 Result	Spike Conc.	MS Result	MS % Rec	% Rec Limits	Qualifiers
Mean Total Organic Carbon	mg/L	<1.0	10	10	99	75-125	
Total Organic Carbon	mg/L	<1.0	10	10	99	75-125	
Total Organic Carbon	mg/L	<1.0	10	10.0	100	75-125	
Total Organic Carbon	mg/L	<1.0	10	9.8	98	75-125	
Total Organic Carbon	mg/L	<1.0	10	10.0	99	75-125	

SAMPLE DUPLICATE: 1942144

Parameter	Units	70322287001 Result	Dup Result	RPD	Qualifiers
Mean Total Organic Carbon	mg/L	<1.0	<1.0		
Total Organic Carbon	mg/L	<1.0	<1.0		
Total Organic Carbon	mg/L	<1.0	<1.0		
Total Organic Carbon	mg/L	<1.0	<1.0		
Total Organic Carbon	mg/L	<1.0	<1.0		

Results presented on this page are in the units indicated by the "Units" column except where an alternate unit is presented to the right of the result.

This report shall not be reproduced, except in full,
without the written consent of Pace Analytical Services, LLC.

Pace Analytical Services, LLC
575 Broad Hollow Road
Melville, NY 11747
516-370-6000

QUALIFIERS

Project: OPERATIONAL WELLS 11/11
Pace Project No.: 70321581

DEFINITIONS

DF - Dilution Factor, if reported, represents the factor applied to the reported data due to dilution of the sample aliquot.

ND - Not Detected at or above adjusted reporting limit.

TNTC - Too Numerous To Count

J - Estimated concentration above the adjusted method detection limit and below the adjusted reporting limit.

MDL - Adjusted Method Detection Limit.

PQL - Practical Quantitation Limit.

RL - Reporting Limit - The lowest concentration value that meets project requirements for quantitative data with known precision and bias for a specific analyte in a specific matrix.

S - Surrogate

1,2-Diphenylhydrazine decomposes to and cannot be separated from Azobenzene using Method 8270. The result for each analyte is a combined concentration.

Consistent with EPA guidelines, unrounded data are displayed and have been used to calculate % recovery and RPD values.

LCS(D) - Laboratory Control Sample (Duplicate)

MS(D) - Matrix Spike (Duplicate)

DUP - Sample Duplicate

RPD - Relative Percent Difference

NC - Not Calculable.

SG - Silica Gel - Clean-Up

U - Indicates the compound was analyzed for, but not detected.

N-Nitrosodiphenylamine decomposes and cannot be separated from Diphenylamine using Method 8270. The result reported for each analyte is a combined concentration.

Reported results are not rounded until the final step prior to reporting. Therefore, calculated parameters that are typically reported as "Total" may vary slightly from the sum of the reported component parameters.

Pace Analytical is TNI accredited. Contact your Pace PM for the current list of accredited analytes.

TNI - The NELAC Institute.

BATCH QUALIFIERS

Batch: 370788

[1] The post digestion spike for sample 70320854008 (PDS 1938809) did not meet acceptance criteria for Silver, Calcium, Magnesium and Sodium.

[2] The serial dilution for sample 70320854008 (SD 1938810) did not meet acceptance criteria for Boron.

ANALYTE QUALIFIERS

H1 Analysis conducted outside the EPA method holding time.

M1 Matrix spike recovery exceeded QC limits. Batch accepted based on laboratory control sample (LCS) recovery.

This report shall not be reproduced, except in full,
without the written consent of Pace Analytical Services, LLC.

Pace Analytical Services, LLC
575 Broad Hollow Road
Melville, NY 11747
516-370-6000

QUALITY CONTROL DATA CROSS REFERENCE TABLE

Project: OPERATIONAL WELLS 11/11
Pace Project No.: 70321581

Lab ID	Sample ID	QC Batch Method	QC Batch	Analytical Method	Analytical Batch
70321581001	**LEACHATE 11S**		372345		
70321581002	**LEACHATE 11P**		372345		
70321581003	**LEACHATE 12S**		372345		
70321581004	**LEACHATE 12P**		372345		
70321581001	**LEACHATE 11S**	SM22 2340B	371276		
70321581002	**LEACHATE 11P**	SM22 2340B	371276		
70321581003	**LEACHATE 12S**	SM22 2340B	371276		
70321581004	**LEACHATE 12P**	SM22 2340B	371276		
70321581001	**LEACHATE 11S**	EPA 3005A	370750	EPA 6010D	370788
70321581002	**LEACHATE 11P**	EPA 3005A	370750	EPA 6010D	370788
70321581003	**LEACHATE 12S**	EPA 3005A	370750	EPA 6010D	370788
70321581004	**LEACHATE 12P**	EPA 3005A	370750	EPA 6010D	370788
70321581001	**LEACHATE 11S**	EPA 7470A	371251	EPA 7470A	371309
70321581002	**LEACHATE 11P**	EPA 7470A	371251	EPA 7470A	371309
70321581003	**LEACHATE 12S**	EPA 7470A	371251	EPA 7470A	371309
70321581004	**LEACHATE 12P**	EPA 7470A	371251	EPA 7470A	371309
70321581001	**LEACHATE 11S**	EPA 180.1	370465		
70321581002	**LEACHATE 11P**	EPA 180.1	370465		
70321581003	**LEACHATE 12S**	EPA 180.1	370465		
70321581004	**LEACHATE 12P**	EPA 180.1	370465		
70321581001	**LEACHATE 11S**	SM22 2320B	372302		
70321581002	**LEACHATE 11P**	SM22 2320B	372302		
70321581003	**LEACHATE 12S**	SM22 2320B	372302		
70321581004	**LEACHATE 12P**	SM22 2320B	372302		
70321581001	**LEACHATE 11S**	SM22 2540C	370824		
70321581002	**LEACHATE 11P**	SM22 2540C	370824		
70321581003	**LEACHATE 12S**	SM22 2540C	370824		
70321581004	**LEACHATE 12P**	SM22 2540C	370824		
70321581001	**LEACHATE 11S**	EPA 410.4	371235	EPA 410.4	371238
70321581002	**LEACHATE 11P**	EPA 410.4	371235	EPA 410.4	371238
70321581003	**LEACHATE 12S**	EPA 410.4	371235	EPA 410.4	371238
70321581004	**LEACHATE 12P**	EPA 410.4	371235	EPA 410.4	371238
70321581001	**LEACHATE 11S**	SM22 5210B	370418	SM22 5210B	371342
70321581002	**LEACHATE 11P**	SM22 5210B	370418	SM22 5210B	371342
70321581003	**LEACHATE 12S**	SM22 5210B	370418	SM22 5210B	371342
70321581004	**LEACHATE 12P**	SM22 5210B	370418	SM22 5210B	371342
70321581001	**LEACHATE 11S**	EPA 300.0	372447		
70321581002	**LEACHATE 11P**	EPA 300.0	372447		
70321581003	**LEACHATE 12S**	EPA 300.0	372447		
70321581004	**LEACHATE 12P**	EPA 300.0	372447		
70321581001	**LEACHATE 11S**	EPA 351.2	370736	EPA 351.2	370739
70321581002	**LEACHATE 11P**	EPA 351.2	370736	EPA 351.2	370739
70321581003	**LEACHATE 12S**	EPA 351.2	370736	EPA 351.2	370739
70321581004	**LEACHATE 12P**	EPA 351.2	370736	EPA 351.2	370739

This report shall not be reproduced, except in full,
without the written consent of Pace Analytical Services, LLC.

Pace Analytical Services, LLC
575 Broad Hollow Road
Melville, NY 11747
516-370-6000

QUALITY CONTROL DATA CROSS REFERENCE TABLE

Project: OPERATIONAL WELLS 11/11
Pace Project No.: 70321581

Lab ID	Sample ID	QC Batch Method	QC Batch	Analytical Method	Analytical Batch
70321581001	**LEACHATE 11S**	EPA 353.2	371379		
70321581002	**LEACHATE 11P**	EPA 353.2	371379		
70321581003	**LEACHATE 12S**	EPA 353.2	371379		
70321581004	**LEACHATE 12P**	EPA 353.2	371379		
70321581001	**LEACHATE 11S**	SM22 4500 NH3 H	371211		
70321581002	**LEACHATE 11P**	SM22 4500 NH3 H	371211		
70321581003	**LEACHATE 12S**	SM22 4500 NH3 H	371211		
70321581004	**LEACHATE 12P**	SM22 4500 NH3 H	371211		
70321581001	**LEACHATE 11S**	EPA 9060A	371268		
70321581002	**LEACHATE 11P**	EPA 9060A	371268		
70321581003	**LEACHATE 12S**	EPA 9060A	371268		
70321581004	**LEACHATE 12P**	EPA 9060A	371268		

This report shall not be reproduced, except in full,
without the written consent of Pace Analytical Services, LLC.

CHAIN-OF-CUSTODY Analytical Request Document

Pace Analytical®

Chain-of-Custody is a LEGAL DOCUMENT- Complete all relevant fields

LAB USE ONLY- Affix Workorder/Login Label Here ... mber or MTJL Log-

WO#: 70321581

70321581

A ... NLY

Company: Al Turi Landfill

Billing Information: TJ Milo, 306 Fayette Avenue Reality, 566 Westchester Ave. Rye Brook, NY 10573

Address: 73 Hartley Road Goshen, NY 10924

Report To: TJ Milo

Email To:

Copy To:

Site Collection Info/Address:

Customer Project Name/Number: Operational Wells

State NY County/City Time Zone Collected EST

Phone: 914-907-2385
Fax:

Site/Facility ID #

Compliance Monitoring? [ ] Yes [ ] No

Collected by (print) Matt broker (PACE)

Purchase Order #

DW PWS ID #:

Quote #

DW Location Code #:

Collected by (signature):

Turnaround Date Required: _____Standard_____

Immediately Packed on Ice? [ ] Yes [ ] No

Sample Disposal:
[ ] Dispose as appropriate [ ] Return
[ ] Archive _____
[ ] Hold _____

RUSH:
Same Day Next Day 2 Day 3 Day 4 Day 5 Day
(Expedite Charges Apply)

Field Filtered (if applicable): [ ] Yes [ ] No

Analysis: _____

Lab Project Manager: Jen Aracri KMM

Container Pre...

3	2	2	2	U	U	1	1		

** Preservative Types: (1) nitric acid, (2) sulfuric acid, (3) hydrochloric acid, (4) sodium hydroxide, (5) zinc acetate, (6) methanol, (7) sodium bisulfate, (8) sodium thiosulfate, (9) hexane, (A) ascorbic acid, (B) ammonium sulfate, (C) ammonium hydroxide, (D) TSP, (U) Unpreserved, (O) Other _____

* Matrix Codes (Insert in Matrix box below): Drinking Water (DW), Ground Water (GW), Wastewater (WW), Product (P), Soil/Solid (SL), Oil (OL), Wipe (WP), Air (AR), Tissue (TS), Bioassay (B), Vapor (V), Other (OT)

Analyses

Customer Sample ID	Matrix*	Comp/ Grab	Collected (or Composite Start) Date	Collected (or Composite Start) Time	Composite End Date	Composite End Time	Res Cl	# of Ctns	NH3, TKN, COD	TOC	TOTAL PHENOLS	ALKALINITY	TDS,CL,NO3,SO4,BROMIDE,BOD5	T-AS,CA,CD,FE,MN,MG,PB,K,NA+CALC HARDNESS	Field-PH,EH,TEMP,TURBIDITY,CONDUCTIVITY			
Leachate 11S	WW	G	11/11/24	11:50				8	x	x	x	x	x	x	x			
Leachate 11P	WW	G	11/11/24	10:55				8	x	x	x	x	x	x	x			
Leachate 12S	WW	G	11/11/24	12:10				8	x	x	x	x	x	x	x			
Leachate 12P	WW	G	11/11/24	12:00				8	x	x	x	x	x	x	x			

LAB Profile/Line:

LAB Sample Receipt Checklist:

Custody Seals Present/Intact	Y	N	NA
Custody Signatures Present	Y	N	NA
Collector Signature Present	Y	N	NA
Bottles Intact	Y	N	NA
Correct Bottles	Y	N	NA
Sufficient Volume	Y	N	NA
Samples received on Ice	Y	N	NA
VOA - Headspace Acceptable	Y	N	NA
USDA Regulated Soils	Y	N	NA
Samples in holding time	Y	N	NA
Residual Chlorine Present	Y	N	NA
Cl Strips:			
Sample pH Acceptable	Y	N	NA
pH Strips: 200623			
Sulfide Present	Y	N	NA
Lead Acetate Strips:			

↓ LAB USE ONLY: ↓
Lab Sample # / Comments

Customer Remarks/ Special Conditions/ Possible Hazards: Part 360 Baseline 1995 Modified ASP A

6.5 Hrs For 11/11/24

Type of Ice Used: Wet [ ] Blue [ ] Dry [ ] None [ ]

SHORT HOLDS PRESENT (< 72 hours): Y N N/A

Packing Material Used: 2:010 C

LAB Tracking #:

Radchem sample(s) screened: (<500 cpm): [ ] Y [ ] N [ ] NA

Samples received via: FEDEX [ ] UPS [ ] Client [ ] Courier [ ] Pace Courier [ ]

MTJL LAB USE ONLY

Table #:

ACCT #:

Template:

Prelogin:

PM:

PB:

LAB Sample Temperature Info:

Temp Blank received: Y N NA

Therm ID #: T1121

Cooler 1 Temp Upon Receipt 0.3 oC

Cooler 1 Therm Corr. Factor +0.3 oC

Cooler 1 Corrected Temp 0.6 oC

Comments:

Trip Blank Received: Y N NA
HCL MeOH TSP Other

NonConformance(s) YES / NO

Page ____ of ____

Relinquished by/Company : (Signature)	Date/Time:	Received by/Company : (Signature)	Date/Time:
PACE	11/11/24 1530	PACE	11/11/24
PACE	11/12/24	ASE PACE CI	11/12/24 7:00
	11/12 79		

F-ALL-C-010-rev.00, 05Jul2018

PACE Analytical Services, Inc.

Tap Water / Surface Water / Wastewater Field Log

Client: Al Turi Landfill
Sampler (print): Matt Broker
Project: Operational Wells
Signature:
Date: 11/11/24

Location	Leachate 11S		TIME SAMPLED	11:50	PACE ID. NO.
SWL	N/A	Feet	WEATHER CONDITION:		16C sunny
TEMPERATURE	12.7	c			
PH	7.49	STD.UNITS	APPEARANCE / OBSERVATIONS		clear
SPEC. COND.	772.5	uS			
TURBIDITY	1.53	NTU			
EH	162	mV	IF TESTING FOR CYANIDE:		IF TESTING FOR PHENOLICS:
SULFITE	N/A	MG/L	CHLORINE RES.	n/a	CHLORINE RES. n/a
DIS.OXYGEN	N/A	MG/L	SULFIDE		

Location	Leachate 11P		TIME SAMPLED	10:55	PACE ID. NO.
SWL	N/A	Feet	WEATHER CONDITION:		15C sunny
TEMPERATURE	13.4	c			
PH	7.07	STD.UNITS	APPEARANCE / OBSERVATIONS		clear
SPEC. COND.	752.4	uS			
TURBIDITY	0.79	NTU			
EH	153	mV	IF TESTING FOR CYANIDE:		IF TESTING FOR PHENOLICS:
SULFITE	N/A	MG/L	CHLORINE RES.	n/a	CHLORINE RES. n/a
DIS.OXYGEN	N/A	MG/L	SULFIDE		

Location	Leachate 12S		TIME SAMPLED	12:10	PACE ID. NO.
FLOW	N/A	gallons	WEATHER CONDITION:		16C sunny
TEMPERATURE	13.2	c			
PH	7.89	STD.UNITS	APPEARANCE / OBSERVATIONS		clear no odor
SPEC. COND.	306.3	UMHOS/CM			
TURBIDITY	0.8	NTU			
EH	157	mV	IF TESTING FOR CYANIDE:		IF TESTING FOR PHENOLICS:
SULFITE	N/A	MG/L	CHLORINE RES.	n/a	CHLORINE RES. n/a
DIS.OXYGEN	N/A	MG/L	SULFIDE		

Location	Leachate 12P		TIME SAMPLED	12:00	PACE ID. NO.
FLOW	N/A	gallons	WEATHER CONDITION:		16C sunny
TEMPERATURE	13.5	c			
PH	7.55	STD.UNITS	APPEARANCE / OBSERVATIONS		clear
SPEC. COND.	1626	uS			
TURBIDITY	2.46	NTU			
EH	169	mV	IF TESTING FOR CYANIDE:		IF TESTING FOR PHENOLICS:
SULFITE	N/A	MG/L	CHLORINE RES.	n/a	CHLORINE RES. n/a
DIS.OXYGEN	N/A	MG/L	SULFIDE		

Page

PACE ANALYICAL INC.
FIELD CALIBRATION SHEET

DATE: 11/11/24 **SITE:** Al Turi Landfill
TECHNICIAN: Matt Broker **WEATHER:** 15C sunny

INSTRUMENT:

PH	Myron Ultrameter II 6PFCe	524
CONDUCTIVITY	Myron Ultrameter II 6PFCe	524
TEMPERATURE	Myron Ultrameter II 6PFCe	524
DISSOLVED OXYGEN	Sper Scientific 850041	
TURBIDITY	Hanna HI 98703	

INSTRUMENT ANALYTE	STANDARD	INTIAL READING	ADJUSTED READING	TIME	NOTES
Ph	4.00	4.11	4.00	1031	
	7.00	7.02	7.00	1030	
	10.00	10.04	10.00	1032	
Conductivity	1413	1421	1413	1033	
Turbidity	<0.10	0.14	0.1	1034	
	15	15.4	15	1035	
	100	102	100	1036	
	750	744	750	1037	

NOTES:

Microbac Laboratories Inc., - Marietta, OH

Client Project ID:

70321581

For:

Avida Sharma

Pace Analytical Melville

575 Broad Hollow RD

Melville, NY 11747

Project State of Origin: New York

Project Requested Certification:

Microbac Laboratories Inc., - Marietta, OH	10861	NY State Department of Health

All test results meet the requirements of the QAPP and other applicable contract terms and conditions. Any exceptions are attached to this cover page or addressed in the method narratives presented in the report. All results for soil samples are reported on a 'dry-weight' basis unless specified otherwise. Analytical results for water and wastes are reported on a 'as received' basis unless specified otherwise. A statement of uncertainty for each analysis is available upon request. The reported results are related only to the samples analyzed as received. This laboratory report may be released as a hardcopy and in computer-readable form submitted electronically or on diskette. This laboratory report shall not be reproduced, except in full, without the written approval of Microbac Laboratories, Inc.

Laboratory Project Manager:

Michelle Taylor

Michelle Taylor
Project Manager
Michelle.Taylor@microbac.com

Authorized By:

Michelle Taylor

Michelle Taylor
Project Manager
Issued: 11/22/2024

Laboratory Report Number: M4K0901

Client Project ID: 70321581

Cooler Receipt Log

Cooler ID: Default Cooler Temp: 1.4ºC

Cooler Inspection Checklist

Ice Present or not required?	Yes
Shipping containers sealed or not required?	Yes
Custody seals intact or not required?	Yes
Chain of Custody (COC) Present?	Yes
COC includes customer information?	Yes
Relinquished and received signature on COC?	Yes
Sample collector identified on COC?	Yes
Sample type identified on COC?	Yes
Correct type of Containers Received	Yes
Correct number of containers listed on COC?	Yes
Containers Intact?	Yes
COC includes requested analyses?	Yes
Enough sample volume for indicated tests received?	Yes
Sample labels match COC (Name, Date & Time?)	Yes
Samples arrived within hold time?	Yes
Correct preservatives on COC or not required?	Yes
Chemical preservations checked or not required?	Yes
Preservation checks meet method requirements?	Yes
VOA vials have zero headspace, or not recd.?	Yes

MICROBAC®

Laboratory Report Number: M4K0901

Client Project ID: 70321581

Microbac Laboratories Inc., - Marietta, OH

CERTIFICATE OF ANALYSIS

Client ID:	LEACHATE 11S			**Collection Date:**	11/11/2024 11:50
Laboratory ID:	M4K0901-01			**Prep Date:**	11/20/2024 11:06
Matrix:	Aqueous			**Analyzed:**	11/20/2024 18:47
Batch / Sequence:	B4K1012 / S4K0344	**Analytical Method:**	EPA 420.1	**Calibration:**	UNASSIGNED
Instrument:	SEAL1	**Units:**	mg/L	**File ID:**	24-11-20_01_PHENOL_APH-024
Analyst:	APH	**Dilution:**	1		

Analyte	CAS Number	Result	MDL	RL	Flag	Qualifier
Phenolics, Total	TOTPHEN	ND	0.0094	0.0100		

MICROBAC®

Laboratory Report Number: M4K0901

Client Project ID: 70321581

Microbac Laboratories Inc., - Marietta, OH

CERTIFICATE OF ANALYSIS

Client ID:	LEACHATE 11P			**Collection Date:**	11/11/2024 10:55
Laboratory ID:	M4K0901-02			**Prep Date:**	11/20/2024 11:06
Matrix:	Aqueous			**Analyzed:**	11/20/2024 18:50
Batch / Sequence:	B4K1012 / S4K0344	**Analytical Method:**	EPA 420.1	**Calibration:**	UNASSIGNED
Instrument:	SEAL1	**Units:**	mg/L	**File ID:**	24-11-20_01_PHENOL_APH-025
Analyst:	APH	**Dilution:**	1		

Analyte	CAS Number	Result	MDL	RL	Flag	Qualifier
Phenolics, Total	TOTPHEN	ND	0.0094	0.0100		

MICROBAC®

Laboratory Report Number: M4K0901

Client Project ID: 70321581

Microbac Laboratories Inc., - Marietta, OH

CERTIFICATE OF ANALYSIS

Client ID:	LEACHATE 12S			**Collection Date:**	11/11/2024 12:10
Laboratory ID:	M4K0901-03			**Prep Date:**	11/20/2024 11:06
Matrix:	Aqueous			**Analyzed:**	11/20/2024 18:53
Batch / Sequence:	B4K1012 / S4K0344	**Analytical Method:**	EPA 420.1	**Calibration:**	UNASSIGNED
Instrument:	SEAL1	**Units:**	mg/L	**File ID:**	24-11-20_01_PHENOL_APH-026
Analyst:	APH	**Dilution:**	1		

Analyte	CAS Number	Result	MDL	RL	Flag	Qualifier
Phenolics, Total	TOTPHEN	ND	0.0094	0.0100		

MICROBAC®

Laboratory Report Number: M4K0901

Client Project ID: 70321581

Microbac Laboratories Inc., - Marietta, OH

CERTIFICATE OF ANALYSIS

Client ID:	LEACHATE 12P			**Collection Date:**	11/11/2024 12:00
Laboratory ID:	M4K0901-04			**Prep Date:**	11/20/2024 11:06
Matrix:	Aqueous			**Analyzed:**	11/20/2024 18:55
Batch / Sequence:	B4K1012 / S4K0344	**Analytical Method:**	EPA 420.1	**Calibration:**	UNASSIGNED
Instrument:	SEAL1	**Units:**	mg/L	**File ID:**	24-11-20_01_PHENOL_APH-027
Analyst:	APH	**Dilution:**	1		

Analyte	CAS Number	Result	MDL	RL	Flag	Qualifier
Phenolics, Total	TOTPHEN	ND	0.0094	0.0100		

Laboratory Report Number: M4K0901

Client Project ID: 70321581

Notes and Definitions

mg/L: Milligrams per Liter
MDL: Method Detection Limit
RL: Reporting Limit

Chain of Custody

PASI New York Laboratory

Workorder: 70321581 **Workorder Name:** OPERATIONAL WELLS 11/11 **Results Requested By:** 11/26/2024

Report / Invoice To

Kimberley M. Mack
Pace Analytical Melville
575 Broad Hollow Road
Melville, NY 11747
Phone 516-370-6052
Email: kimberley.mack@pacelabs.com

Subcontract To

MICROBAC
158 Starlite Drive
Marietta, OH 45750

P.O. 70321581 KMM

Send Invoice To: invoices@pacelabs.coupahost.com
State of Sample Origin: NY

Item	Sample ID	Collect Date/Time	Lab ID	Matrix	Preserved Containers: H2SO4	Requested Analysis: Phenols	LAB USE ONLY
1	LEACHATE 11S	11/11/2024 11:50	70321581001	Water		X	
2	LEACHATE 11P	11/11/2024 10:55	70321581002	Water		X	
3	LEACHATE 12S	11/11/2024 12:10	70321581003	Water		X	
4	LEACHATE 12P	11/11/2024 12:00	70321581004	Water		X	
5							

Transfers	Released By	Date/Time	Received By	Date/Time
1	MAL PACELLI	11/13/24 18:00		
2				
3			Stephanie Murphy	11/14/24 1045

Comments

Cooler Temperature on Receipt 1.4 °C N **Custody Seal** Y or N **Received on Ice** Y or N **Samples Intact** Y or N

M4K0901

Pace Analytical - Melville, NY
Rec'd: 11/14/2024 10:45
By: Stephanie Murphy Temp: 1.4 (Signature)

MICROBAC®

Work Order # MGK0401

COOLER TEMP >6° C LOG

SAMPLE ID	Bottle 1 °C	Bottle 2 °C	Bottle 3 °C	Bottle 4 °C	Bottle 5 °C	Bottle 6 °C

11/14/24 fm

pH Lot # HC44997

pH Exceptions

SAMPLE ID	Bottle 1	Bottle 2	Bottle 3	Bottle 4	Bottle 5	Bottle 6

11/14/24 fm

PRESERVATIVE EXCEPTIONS

✓ NONE

AS NOTED

11/14/24 fm

Document Control # 1957
Last 04-10-2019

Issued to: Document Master File