ECM

environmental compliance monitoring, inc.

PERIODIC REVIEW REPORT
LONG TERM GROUND WATER MONITORING PROGRAM
ANNUAL REPORT

JANUARY 2019 – DECEMBER 2019

FORMER KAY FRIES SITE
STONY POINT, NEW YORK
SITE NO. 344023

SUBMITTED TO:

NEW YORK STATE
DEPARTMENT OF ENVIRONMENTAL CONSERVATION
DIVISION OF ENVIRONMENTAL REMEDIATION
625 BROADWAY, BURC
ALBANY, NEW YORK 12233

PREPARED FOR:

EVONIK CORPORATION
299 JEFFERSON ROAD
PARSIPPANY, NEW JERSEY 07054

MARCH 2020

349 Route 206
Hillsborough, NJ 08844
(908) 874-0990
Fax: (908) 874-0920

4787 Merlot Drive
Viera, Florida 32955
(321) 636-5010
Fax: (321) 636-5010

TABLE OF CONTENTS

1.0 Introduction 1

2.0 Site Overview 3

2.1 Kay Fries Property 3

2.2 Site Remedial Program 3

2.3 Current Site Status and Remedy 4

3.0 Evaluation of Remedy Performance, Effectiveness, and Protectiveness 6

4.0 Institutional and Engineering Control Plan Compliance Report 7

5.0 Monitoring Plan Compliance Report 8

5.1 Ground Water Flow 8

5.2 Ground Water Monitoring Program 8

5.2.1 Long Term Ground Water Monitoring Program 8

5.2.2 MW-31 In-Situ Post-Application Ground Water Monitoring Program 9

5.2.3 MW-24 and MW-71 Delineation Results Ground Water Monitoring Program 9

5.2.4 Current Ground Water Monitoring Program 10

5.3 Annual Ground Water Monitoring Results 11

6.0 Operation and Maintenance Plan Compliance Report 13

7.0 Technical Conclusions and Recommendations 14

LIST OF TABLES

Table 1	Analytical Hits Summary for Ground Water Samples – OU1&2; September 2019
Table 2	Historical Summary of Detected Volatile Organic Compounds MW-31
Table 3	Historical Summary of Detected Volatile Organic Compounds MW-43
Table 4	Historical Summary of Detected Volatile Organic Compounds MW-71
Table 5	Historical Summary of Detected Volatile Organic Compounds MW-24
Table 6	Historical Summary of Detected Volatile Organic Compounds MW-54

LIST OF FIGURES

Figure 1	Site Location Map
Figure 2	Operable Units - 1 and 2 Location Map
Figure 3	OU1 GW Contour Map – September 2019
Figure 4	OU2 GW Contour Map – September 2019
Figure 5	Analytical Results Summary for OU1 – September 2019
Figure 6	Analytical Results Summary for OU2 – September 2019

LIST OF APPENDICES

Appendix A	Well Permits, Decommissioning Logs, and MW-43 Reinstallation Log
Appendix B	Summary of Ground Water Level Measurements and Survey Data
Appendix C	Analytical Data Package – September 2019

1.0 INTRODUCTION

This *Periodic Review Report* (PRR) has been prepared by Environmental Compliance Monitoring, Inc. (ECM) on behalf of Evonik Corporation (Evonik) for the Former Kay Fries, Inc. site, located in Stony Point, New York and incorporating the period January 2019 through December 2019. Submission of the PRR was completed as part of the current New York State Department of Environmental Conservation (NYSDEC) Site Management Plan (SMP) and the monitoring and reporting requirements for the site; Site No. 344023.

The site is located at the terminus of Kay-Fries Drive, east of Route 9W in Stony Point, Rockland County (Figure 1). The portions of the site property subject to this PRR are referred to as Operable Unit 1 (OU1), located to the east of the railroad tracks and Operable Unit 2 (OU2) located to the west of the railroad tracks (Figure 2). During 1990, site investigations were conducted within the OU1 and OU2 sections of the site. The results of the OU1 investigation revealed contaminated soil associated with former process chemical storage tanks, which required downgradient monitoring wells to be installed that indicated the presence of benzene and chlorinated solvents in shallow ground water. An OU1 Record of Decision (ROD) executed in 1994 by the NYSDEC required the installation of three ground water recovery trenches and a ground water treatment system (GWTS) to address the identified area of ground water contamination.

Based upon the successful remediation conducted from 1995 through 2013 and the relatively low compound concentrations remaining at the site, a ground water monitoring program combined with the MW-31 in-situ remediation was proposed to evaluate ground water quality conditions.

The NYSDEC approved the suspension of the GWTS as a result of significantly decreased contaminant levels impacting groundwater below the OU1 section of the site. The current long-term ground water monitoring program within OU1 was proposed in lieu of continued GWTS operation to evaluate ground water quality conditions. The NYSDEC approved permanent cessation of the GWTS in their 2012 PRR – Requested Modifications letter dated August 12, 2013 (Final NYSDEC PRR approval letter dated October 15, 2013). Subsequently, in their letter dated August 15, 2013, the NYSDEC approved the GWTS Decommissioning Plan dated August 2, 2013.

During 2019, the long-term ground water monitoring program within OU1 consisted of annual monitoring of PZ-23, MW-24, MW-31, MW-36, MW-43, and MW-71, and MW-54 within OU2 during September 2019. Before the sampling event, MW-43 was abandoned and reinstalled as a result of the well being buried and

compromised by site activity. On June 21, 2019, MW-43 was re-installed by Core Down Drilling, LLC under the direction of ECM. The analytical results are presented in Section 5.3 of this PRR.

Relative to the OU2 section of the site, three phases of the remedial investigation were conducted from 1994 through 1995. The findings of the investigation were submitted to the NYSDEC within one report, titled *Final Remedial Investigation Report, Operable Unit Two* (dated June 23, 1997), summarizing the comprehensive results of the three investigative phases conducted within OU2. The findings of the OU2 investigations concluded that two volatile organic compounds (VOCs; tetrachloroethene [PCE] and 1,1,1-trichloroethane [TCA]) were the only compounds reported above the NYSDEC – Ground Water Quality Criteria (GWQC) in ground water and that the PCE and TCA levels were naturally attenuating.

In the ROD issued for OU2 in November 1997, the NYSDEC determined that the installation of a ground water interceptor sump and treatment via aeration was the most appropriate remedial action for VOCs impacting ground water within OU-2. The interceptor sump commenced operation and effectively reduced VOC levels from December 2000 through May 2004. Due to the effective operation of the interceptor sump, the NYSDEC approved the closure of the interceptor sump permanently in their letter dated July 8, 2004. The OU2 interceptor sump was decommissioned with the OU1 GWTS closure as presented in the OU1 and OU2 GWTS Decommissioning Plan dated August 2, 2013, and approved by the NYSDEC in their letter dated August 15, 2013.

The NYSDEC response to the 2017 PRR, dated July 16, 2018, agreed with and accepted the proposed recommendation to amend the monitoring program frequency of MW-54 from every fifth quarter to sampling on an annual basis. Monitoring well MW-54 sampling was conducted on September 26, 2019, and the results are summarized in Section 5.3 of this PRR. The next annual sampling event will be conducted during September 2020.

2.0 SITE OVERVIEW

2.1 Kay Fries Property

The former Kay Fries Inc., facility is located in Stony Point in Rockland County, New York. The site occupies approximately 85 acres to the east of Route 9W at the town's southern boundary. The property is bounded on the north by Cedar Pond Brook and the east by Minisceongo Creek; both are tidally-influenced tributaries of the Hudson River Estuary. The surrounding area west of the site is generally commercial and residential; large industrial complexes are located to the north and south of the site. Directly south of the property is the Haverstraw municipal landfill.

Operations as a specialty chemical plant reportedly began at the site by predecessor companies to Dynamit-Nobel of America (DNA) during the 1930s. During 1987, DNA sold the site to Universal Process Equipment (UPE). UPE sold the central portion of the facility to Insl-X Products Corporation (Insl-X), which manufactured industrial paints and coatings. Products were manufactured in one main building at the site. Two underground storage tanks (USTs) were located in the northern section of the building, which was used to store solvents for paint additives. Drummed waste solvents and paints were stored in a partially enclosed corrugated steel building in the southern portion of the facility. The property was sold by DNA during 1988 after the relocation of production activities. Site environmental investigation and remedial investigations of these activities were initiated during 1981. Based on the site investigation findings, remedial alternatives were evaluated during the late 1980s, which selected ground water recovery and treatment as the remedial alternative for the site.

2.2 Site Remedial Program

The ground water recovery system at the former Kay Fries site consisted of three recovery trenches. Trench 1 was installed as an Interim Remedial Measure (IRM) during August 1994. Trenches 2 and 3 were installed during June 1995 as part of the final remedy required in the ROD for Operable Unit 1, dated April 14, 1994.

Based upon the successful remediation conducted from 1995 through 2013 and the relatively low compound concentrations remaining at the site, a ground water monitoring program was proposed to evaluate ground water quality conditions over time.

During 2012, the NYSDEC approved suspension and decommissioning of the GWTS, Trench 1 and Trench 2 as a result of significantly decreased contaminant levels impacting ground water below the OU1 section of the site. Subsequently, the NYSDEC approved the GWTS Decommissioning Plan in 2013.

Based on the favorable results of long term monitoring data, and adjacent property redevelopment activities proposed for the area of Trench 3 during 2006, Evonik requested decommissioning of Trench 3 in correspondence to the NYSDEC dated March 9, 2006. The NYSDEC subsequently approved the request for Trench 3 closure in their correspondence dated August 3 and August 28, 2006, and closure activities were completed during July 2007.

2.3 Current Site Status and Remedy

During a site meeting with the NYSDEC on May 19, 2011, Evonik and ECM outlined the current conditions of the GWTS and the requirements to upgrade the antiquated control panel, replace the carbon vessels and equipment (i.e., pumps and level controls) that would be necessary to re-activate the GWTS and projected cost for the upgrades. Based upon the successful remediation conducted from 1995 through the present and the relatively low compound concentrations remaining at the site, a ground water monitoring program to evaluate ground water quality conditions over time was proposed in lieu of the GWTS upgrade and continued operation.

The NYSDEC conditionally approved the proposed ground water monitoring program and enhanced in-situ remediation surrounding MW-31 in their e-mail dated April 23, 2012. On August 2, 2013, a GWTS Decommissioning and Closure Workplan inclusive of the OU2 interceptor sump were submitted to the NYSDEC. The decommissioning and closure workplan was subsequently approved by the NYSDEC.

In accordance with the Decommissioning and Closure Workplan submitted on August 2, 2013, the GWTS, inclusive of the OU2 interceptor sump, was decommissioned from November 29th, 2016 through December 1st, 2016. The details of decommissioning and closures activities were submitted to the NYSDEC in the OU1 and OU2 GWTS Decommissioning and Closure Report on November 6, 2019.

Additionally, during 2019 concurrent with the abandonment and reinstallation of MW-43, four monitoring wells (including MW-43) were decommissioned and abandoned after NYSDEC approval (NYSDEC e-mail dated May 22, 2019; [Appendix A]). In accordance with the NYSDEC and Rockland County Department of Health (RCDOH) decommissioning requirements, MW-40, MW-43, MW-61, and MW-72 were abandoned on July 28, 2019. As previously stated, MW-43 was reinstalled by Core Down Drilling, LLC on June 21, 2019. The NYSDEC approval, RCDOH permit, well-decommissioning logs, and MW-43 boring log are included in Appendix A.

3.0 EVALUATION OF REMEDY PERFORMANCE, EFFECTIVENESS, AND PROTECTIVENESS

The OU1 GWTS was effectively processing ground water from three Recovery Trenches 1, 2, and 3 and was compliant with the NYSDEC effluent discharge criteria from the inception of operation from 1995 through 2010. As a result of effective GWTS operations, a significant reduction in contaminant levels was achieved. A comparative review of historical analytical data from the investigative results during 1990 and 1991 which reported significantly higher concentrations of benzene (67,000 µg/L) and chlorobenzene (260 µg/L) in the source area well (TB-9) have been successfully reduced to not detected levels in TB-9 and downgradient of the former Trench 1. The total VOC concentration affecting ground water quality surrounding MW-31 upgradient of the former Trench 2 has also been reduced significantly from the initial investigation during 1990.

During the 2019 monitoring period, synoptic water level measurements were collected during September 2019 and ground water monitoring was conducted as required by the site long term ground water monitoring program presented in the 2018 PRR.

4.0 INSTITUTIONAL AND ENGINEERING CONTROL PLAN COMPLIANCE REPORT

Currently, there are no institutional controls recorded for the site. The institutional control for the site, will be an Environmental Easement that will be included as an addendum to the Site Management Plan (SMP; submitted to the NYSDEC on March 23, 2017). The Environmental Easement for the site has been approved by the NYSDEC, fully executed by the property owner (MBC Holdings LLC) on March 4, 2020, and is currently being executed by the NYSDEC Office of General Counsel for final issue for the site.

The engineering control to mitigate ground water at the site previously entailed the GWTS and recovery network, which effectively processed and treated ground water from the recovery trenches. As a result of the successful GWTS operations (1995 through 2010), the compound concentrations have decreased to marginal levels in the upgradient wells across the site and have remained below the NYSDEC GWQC with minor exceptions, in the downgradient wells. The low-level VOCs remaining in ground water will not impact environmental receptors as there is no receptors downgradient east of the site.

5.0 MONITORING PLAN COMPLIANCE REPORT

5.1 Ground Water Flow

During this reporting period and as required by the site monitoring program, synoptic water level measurements were collected from the site wells and piezometers within OU1 and OU2 on September 26, 2019. The synoptic water level-elevation data is compiled and summarized in Appendix B and ground water level-elevation contour maps for the OU1 and OU2 event are presented as Figures 3 and 4.

Ground water flow direction upgradient of the former Recovery Trenches 1 and 2 is consistent with ground water flow patterns historically observed within OU1. Ground water flow is oriented primarily to the east, with a slight southeast component observed during 2019. The ground water flow patterns within OU2 during the same period are oriented primarily to the east/northeast as observed historically for this section of the site.

5.2 Ground Water Monitoring Program

5.2.1 Long Term Ground Water Monitoring Program

The long-term ground water monitoring program for the OU1 portion of the site was approved by the NYSDEC during January 1997. The monitoring program originally consisted of sampling nine monitoring wells: TB-9, TB-23, MW-28, MW-31, MW-35, MW-41, MW-43, MW-49, and MW-61. Wells MW-35, MW-41, and MW-49 were removed from the monitoring program in 2002 following an extended period of non-detected results for all VOC constituents. Starting in the first semi-annual 2007 monitoring period, semi-annual sampling of MW-40 was added to the monitoring program to assess ground water quality upgradient of the former Trench 3 after Trench 3 closure. Based upon effective GWTS operations and decreasing VOC levels reported below the OU1 section of the site, several wells were proposed to be eliminated from the monitoring program in previous PRRs. Based on the 2018 PRR recommendation and NYSDEC approval, the 2019 long term ground water monitoring program entailed annual monitoring of PZ-23, MW-24, MW-31, MW-36, MW-43, MW-71, and MW-54 during September 2019. The NYSDEC 2017 PRR approval letter dated July 16, 2017, approved the recommendation to sample the site long term ground water monitoring wells on an annual basis in September.

The wells from the commencement of the monitoring program were analyzed for NYSDEC Target Compound List (TCL) VOCs plus 15 library search compounds, including a search for Methyl Isobutyl Ketones [MIBK] and 1,4-dioxane (TCL-VOC+15). Additionally, during 2007, four monitoring points along the eastern property boundary (PZ-12, MW-33S, MW-43, and MW-44) were sampled annually through 2011 to assess the potential impact to site ground water from adjacent landfilling activities. These samples were analyzed for TCL Base Neutral Compounds (BNs) plus 15 library search compounds (TCL-BN+15), priority pollutant metals (PP Metals) and manganese. The 2011 PRR findings indicated that the select metals reported in these wells were a result of the backfill and landfilling activities during construction of the adjacent property east of the site. As such, it was proposed to cease sampling from these wells and the NYSDEC subsequently concurred as documented in their April 23, 2012 letter.

5.2.2 MW-31 In-Situ Post-Application Ground Water Monitoring Program

Based upon the successful GWTS operation combined with the MW-31 in-situ remediation during 2012, VOC concentrations have been significantly reduced in ground water below the OU-1 section of the site. Based on these results, a combined ground water monitoring program consisting of the long-term ground water monitoring wells and the MW-31 in-situ post-application wells were included in the monitoring program to evaluate the response and effectiveness of the RegenOx® /ORC Advanced® treatment to ground water quality conditions.

5.2.3 MW-24 and MW-71 Delineation Results Ground Water Monitoring Program

The OU1 MW-31 In-Situ Workplan (March 2012) presented the details of the proposed subsurface application of RegenOx® combined with ORC Advanced® to enhance ground water remediation in the area proximal to MW-31. As part of the NYSDEC Workplan approval, and as proposed and approved by the NYSDEC in the MW-24 and MW-71 Delineation Results Report, MW-24 sampling was included in the annual monitoring program (September 2015).

The MW-31 In-Situ WP proposed installation of three delineation monitoring wells, MW-70, MW-71, and MW-72, during July 2012 to assess the effectiveness of the in-situ remediation. The three wells were installed up-gradient (MW-71) and cross-gradient (MW-70 and MW-72) of MW-31. During the December 2012 post-application sampling of MW-71 (up-gradient well), DNAPL was observed within the well. The DNAPL was reported to the NYSDEC in an e-mail dated March 18, 2013, entitled *MW-31 Workplan Results*

Summary. The Results Summary stated that the DNAPL would be gauged and sampled to assess the composition of the material.

Based on the chlorinated VOCs reported in MW-24 and DNAPL in MW-71, the NYSDEC requested a delineation workplan to assess the extent of the VOCs and DNAPL proximal to MW-24 and MW-71, respectively. The MW-24 and MW-71 Delineation Workplan was submitted to the NYSDEC on August 2, 2013. The NYSDEC approved the MW-71 and MW-24 Delineation Workplan in their letter dated August 26, 2013.

The results of the MW-24 and MW-71 delineation program were submitted to the NYSDEC on August 8, 2014, and subsequently approved by the NYSDEC in their letter dated October 9, 2014.

Based on the results, the delineation of VOCs reported in MW-24 has been completed and annual monitoring of MW-24 and downgradient well PZ-23 was proposed concurrently with the OU1 long term ground water monitoring program. The MW-24 and PZ-23 sampling was conducted on September 26, 2019, and the results are presented in Section 5.3 of this PRR.

5.2.4 Current Ground Water Monitoring Program

Based on the results of the long-term ground water monitoring program presented in the 2018 PRR, the NYSDEC approved the following ground water monitoring program for the OU1 and OU2 wells:

Long Term Ground Water Monitoring Program		
Monitoring Well	**Frequency**	**Analytical Program**
Operable Unit 1		
MW-31	Annually, September	TCL-VOC+15 w/search MIBK, 1,4-dioxane
MW-36	Annually, September	TCL-VOC+15 w/search MIBK, 1,4-dioxane
MW-71	Annually, September	TCL-VOC+15 w/search MIBK, 1,4-dioxane
PZ-23	Annually, September	TCL-VOC+15 w/search MIBK, 1,4-dioxane
MW-24	Annually, September	TCL-VOC+15 w/search MIBK, 1,4-dioxane
MW-43	Annually, September[a]	TCL-VOC+15 w/search MIBK, 1,4-dioxane
Operable Unit 2		
MW-54	Annually, September	TCL-VOC+15 w/search MIBK, 1,4-dioxane

a – MW-43 re-installed on June 21, 2019.

The OU1 and OU2 ground water monitoring program results are presented in the subsection below.

5.3 Annual Ground Water Monitoring Results

The 2019 annual ground water monitoring event was conducted on September 26, 2019. The wells were analyzed for TCL-VOCs+15 and a search for MIBK and 1,4-dioxane. The laboratory analysis was performed by Test America (TA) Eurofins Laboratories of Edison, New Jersey, a New York State certified laboratory (NYSDEC Certification #11452). The results of the September 2019 ground water monitoring events for OU1 and OU2 are summarized on Table 1 and depicted on Figure 5 and Figure 6, respectively. The analytical data package is included in Appendix C.

The September 2019 monitoring event, included monitoring wells PZ-23, MW-24, MW-31, MW-36, MW-43, and MW-71 within OU1 and MW-54 within OU2 as approved by the NYSDEC in their 2018 PRR approval letter. The results of the September sampling event are presented below.

A review of the analytical results indicated that out of the six wells analyzed for TCL-VOC+15 within OU1, only three wells, MW-24, MW-31, and MW-71, reported select VOCs above the NYSDEC-GWQC. The results are summarized below.

a. As proposed in the MW-24 and MW-71 Delineation Results Report and approved by the NYSDEC in their letter dated October 9, 2014, sampling of MW-24 and downgradient well PZ-23 would be conducted annually during September of each calendar year concurrent with the long-term ground water monitoring program. The MW-24 delineation results concluded that the delineation of the VOCs was successful; the VOC levels are localized towards MW-24; and, based on the delineation results, a decreasing trend in VOCs would be expected to continue over time. A review of the MW-24 results indicated that of the VOCs historically reported in MW-24 (benzene, chlorobenzene, cis-1,2-dichloroethene, trans-1,2-dichloroethene, trichloroethene [TCE], and vinyl chloride) two compounds, benzene, and TCE concentrations remain consistent with the previous 2018 event and were reported below the GWQC during September 2019 (Table 1). The other four VOCs reported in MW-24 were consistent with levels reported in previous sampling events; however, decreasing from 2018 (Table 5).

b. The PZ-23 results (downgradient east of MW-24; Table 1; Figure 5) were reported as not detected or below the NYSDEC GWQC indicating that the levels reported in MW-24 are not migrating downgradient to the east.

c. Three VOCs (benzene, chlorobenzene, and chloroethane) were reported in MW-31 above the GWQC, at levels consistent with the September 2018 sampling event. These three compounds have been the only VOCs reported in MW-31 at overall lower levels (Table 2) since 2014. except for toluene reported at marginal levels in the April 2017 and March 2018 events.

d. The results from the downgradient well, MW-36, indicated VOCs were not detected or below the GWQC, indicating that the levels reported in the upgradient wells are not migrating downgradient to the east.

e. MW-43 was re-installed on June 21, 2019, and included in the monitoring program during September 2019. The MW-43 results were reported as not detected and/or below the GWQC (Table 1).

f. The upgradient well MW-71 contained benzene and chlorobenzene at levels above the GWQC; however, at a continued decreasing trend since the September 2017 sampling event (Table 4).

A review of the analytical results for MW-54 within OU2 reported tetrachloroethene (PCE) consistent with previous sampling events at a level marginally above the NYSDEC-GWQC. (Table 1; Figure 6).

6.0 OPERATION AND MAINTENANCE PLAN COMPLIANCE REPORT

Operation and maintenance activities were not conducted from January 2019 through December 2019 period as a result of the GWTS cessation, decommissioning and closure. As previously stated, the OU1 and OU2 GWTS components were decommissioned and closed from November 29th through December 1st, 2016 and were reported to the NYSDEC in the OU1 and OU2 GWTS Decommissioning and Closure Report on November 6, 2019.

7.0 TECHNICAL CONCLUSIONS AND RECOMMENDATIONS

The site monitoring plan activities conducted during the January through December 2019 monitoring period are summarized below.

- The site-wide ground water monitoring program was conducted during September 2019.
- This Periodic Review Report was prepared for the period of January through December 2019.

Based on the information presented herein, the conclusions and recommendations for the OU1 and OU2 sections of the site are presented below.

1. The results of the monitoring events conducted from January through December 2019 have documented the continued decreasing trend of the low-level VOCs reported in the wells with minor fluctuation in the reported results. The results in three of the six wells, downgradient wells PZ-23, MW-36, and MW-43 were reported at levels below or not detected above the GWQC (Table 1: Figure 5),

2. Three VOCs (benzene, chlorobenzene, and chloroethane) were reported in MW-31 during the September 2019 sampling event. Since the 2012 In-Situ application benzene, chlorobenzene, and chloroethane are the only three compounds reported in MW-31. The concentration of benzene and chloroethane has shown a decreasing trend after the In-Situ application in 2012, which is over eight years. After the In-Situ application, benzene levels have decreased by approximately 95% through 2019 and is marginally above the GWQC of 1.0 µg/L (Table 2). The concentration of chlorobenzene has remained relatively consistent with previous sampling events. As previously reported, the absence of compounds of concern downgradient of MW-31 in MW-36 documents that the reported VOCs are localized to the area around MW-31 and are not migrating downgradient to the east.

3. The VOC concentrations reported in MW-24 remain localized to the area proximal to MW-24 (Figure 5). The presence of the degradation compounds (cis-1,2-dichloroethene, trans-1,2-dichloroethane, and vinyl chloride) is an indicator that anaerobic reductive dechlorination is occurring in the area proximal to MW-24. As such, over time, a decreasing trend in VOCs will occur. Benzene has been reported below the GWQC since 2013 except for two events (July 2013

and September 2017; [Table 5]) and was reported as an estimated concentration below the GWCQ in September 2019. The trichloroethene concentration has decreased consistently since 2013 and was below the NYSDEC GWQC for the last three years. The other VOCs (chlorobenzene, cis-1,2-dichloroethene, trans-1,2-dichloroethane, and vinyl chloride) concentrations remain consistently at low levels but have fluctuated over time (Table 5). The absence of these VOCs further downgradient of MW-24 in PZ-23 and MW-43 (Figure 5) document that the reported VOCs are localized to the area around MW-24 and not migrating downgradient to the east.

4. The VOC concentrations reported in the MW-71 ground water samples that are above the NYSDEC GWQC (Table 4) have been limited to benzene and chlorobenzene. These two VOCs are the only compounds detected in MW-71 since the inception of the monitoring program in 2012. The benzene and chlorobenzene levels have fluctuated over time but benzene has been trending down since April 2017 (Table 4). The presence of only these two VOC compounds in MW-71 is an indication that the DNAPL is not highly water-soluble, as previously characterized by Dakota Technologies, Inc. during the MW-71 delineation program. Additionally, VOC concentrations have been reported as not detected in down-gradient well MW-36, which further supports that the DNAPL is not contributing to VOCs in ground water down-gradient to the east.

5. VOCs were not detected and/or report above the NYSDEC GWQC in MW-43 during the September 2019 event (Table 1).

6. The September 2019 sampling event within OU2 indicated that only PCE was reported above the GWQC within MW-54. However, the PCE level has been trending downward since 2013 (Table 6). No other VOCs were reported at concentrations above their respective NYSDEC GWQC.

Based on the VOC levels reported during the monitoring period, it is proposed to continue the long-term monitoring program as presented below.

Long Term Ground Water Monitoring Program Former Kay Fries Site Evonik Corporation Stony Point, New York		
Monitor Well	***Frequency***	***Analytical Program***
Operable Unit 1		
MW-31	Annually, September	TCL-VOC+15 w/search MIBK, 1,4-dioxane
MW-36	Annually, September	TCL-VOC+15 w/search MIBK, 1,4-dioxane
PZ-23	Annually, September	TCL-VOC+15 w/search MIBK, 1,4-dioxane
MW-24	Annually, September	TCL-VOC+15 w/search MIBK, 1,4-dioxane
MW-71	Annually, September	TCL-VOC+15 w/search MIBK, 1,4-dioxane
MW-43	Annually, September	TCL-VOC+15 w/search MIBK, 1,4-dioxane
Operable Unit 2		
MW-54	Annually, September	TCL-VOC+15 w/search MIBK, 1,4-dioxane

.

During 2020, collect synoptic water level measurements from the wells within OU1 and OU2 during September to coincide with the annual ground water monitoring program.

As previously stated, four monitoring wells, MW-40, MW-43, MW-61, and MW-72 were abandoned on July 28, 2019, per the NYSDEC and RCDOH approval and decommissioning requirements. Monitoring well MW-43 was reinstalled on June 21, 2019.

TABLES

Table 1
Analytical Summary of Monitoring Results- OU1 & OU2; September 2019
Former Kay Fries Site – Evonik Corporation – Stony Point, New York
ECM Project #1192

	Operable Unit 1						Operable Unit 2	
Sample Identification	**MW-24**	**MW-43**	**PZ-23**	**MW-36**	**MW-31**	**MW-71**	**MW-54**	**GWQC**
Sample Date	09/26/19	09/26/19	09/26/19	09/26/19	09/26/19	09/26/19	09/26/19	
Laboratory Identification	460-192524-2	460-192524-3	460-192524-5	460-165722-6	460-192524-7	460-165722-8	460-165722-9	
TCL Volatile Organics								
1,1,1-Trichloroethane	ND < 0.24	ND < 0.24	ND < 0.24	ND < 0.24	ND < 0.24	ND < 0.24	0.33 J	5
1,1-Dichloroethane	0.33 J	ND < 0.26	ND < 0.26	ND < 0.26	0.34 J	2.6	ND < 0.26	5
1,1-Dichloroethene	ND < 0.26	ND < 0.26	ND < 0.26	ND < 0.26	0.26 J	ND < 0.26	ND < 0.26	5
1,4-Dioxane	ND < 28	69	120	28 J	ND < 28	ND <28	ND < 28	NA
Benzene	0.91 J	ND < 0.20	ND < 0.20	ND < 0.20	***1.8***	***1.2***	ND < 0.20	1
Chlorobenzene	***42***	4.7	ND < 0.38	ND < 0.38	***170***	***39***	ND < 0.38	5
Chloroethane	ND < 0.32	ND < 0.32	ND < 0.32	ND < 0.32	***27***	ND < 0.32	ND < 0.32	5
cis-1,2-Dichloroethene	33	0.34 J	0.26 J	ND < 0.22	ND < 0.22	ND < 0.22	ND < 0.22	NA
Tetrachloroethene	0.52 J	ND < 0.25	ND < 0.25	ND < 0.25	ND < 0.25	ND < 0.25	***8.9***	5
Toluene	0.38 J	ND < 0.38	ND < 0.38	ND < 0.38	0.82 J	0.74 J	ND < 0.38	5
trans-1,2-Dichloroethene	***19***	ND < 0.24	ND < 0.24	ND < 0.24	0.24 J	ND < 0.24	ND < 0.24	5
Trichloroethene	4.2	ND < 0.31	ND < 0.31	ND < 0.31	ND < 0.31	ND < 0.31	ND < 0.31	5
Vinyl chloride	***4.6***	ND < 0.17	ND < 0.17	0.21 J	ND < 0.17	ND < 0.17	ND < 0.17	2
Xylenes, Total	ND < 0.65	ND < 0.65	ND < 0.65	ND < 0.65	0.92 J	ND < 0.65	ND < 0.65	5
Total VOC	104.94	74.04	120.26	28.21	201.38	43.54	9.23	NA
Total VOC TICs	0.0	0.0	6.5	0.0	99.0	16.0	0.0	NA

NOTES:
All results reported in micrograms per liter (ug/L).
GWQC :Ground Water Quality Criteria; NYSDEC, T.O.G.S. 1.1.1 (June 1998; June 2004)
TICs :Tentatively Identified Compounds
ND :Compound Not Detected at indicated method detection limit.
BOLD :Concentration reported above the listed GWQC
J :Estimated value greater than the Method Detection Limit but lower than the reporting limit.
NA :No applicable GWQC.

Table 2
Historical Summary of Detected Volatile Organic Compounds Monitoring Well MW-31(ug/L)
Former Kay Fries Site
Evonik Corporation, Stony Point , New York
ECM Project No.1192

Volatile Organics	Dec-90	Feb-97	May-97	Aug-97	Nov-97	May-98	Aug-98	May-99	Nov-99	May-00	Nov-00	May-01	Nov-01	Apr-02	Oct-02	Apr-03	Oct-03	Apr-04	Oct-04	Oct-05	Jun-06	Oct-06	Apr-07	Oct-07	Apr-08	Apr-09	GWQC
1,1,1 Trichloroethane	**310**	**17**	**80**	ND	ND	4.5	ND	ND	ND	ND	1.6	ND	ND	ND	ND	ND	ND	ND	ND	ND	ND	ND	ND	ND	ND	ND	5
1,1-Dichloroethane	**1,700**	**1300**	**1500**	**570**	**98**	**200**	**87**	**19**	1	**43**	1.8	**6.6**	ND	ND	ND	**12**	ND	**12**	ND	ND	ND	ND	**36**	ND	ND	ND	5
Benzene	ND	**89**	**84**	**130**	**61**	**21**	**42**	**8.1**	**29**	**27**	**35**	**7.5**	**31**	**28**	**41**	**26**	**55**	**14**	**46**	**28**	**16**	**27**	**26**	**14**	**27**	**33**	1
Chlorobenzene	**55**	**160**	**180**	**210**	**81**	**41**	**110**	**18**	**49**	**66**	**84**	**27**	**72**	ND	**140**	**110**	**270**	**53**	**200**	**250**	**110**	**230**	**100**	**190**	**150**	**190**	5
Chloroethane	**780**	**370**	**290**	**390**	**240**	**120**	**460**	**59**	**190**	**99**	**500**	**50**	**350**	**1000**	**900**	**550**	**570**	**270**	**150**	**5.7**	**190**	**18**	**670**	3.6	**440**	**820**	5
Toluene	**7**	1.9	2.4	1.9	1.8	ND	ND	ND	0.5	ND	ND	ND	ND	**76**	ND	ND	1.4	ND	0.7	1	ND	0.9	ND	0.9	ND	3.2	5
Vinyl Chloride	ND	**11**	ND	**8.8**	**2.9**	**2.5**	**2.3**	ND	ND	ND	**3.2**	ND	ND	ND	ND	ND	ND	ND	ND	ND	1	ND	ND	ND	ND	ND	2

Table 2 Continued
Historical Summary of Detected Volatile Organic Compounds Monitoring Well MW-31(ug/L)
Former Kay Fries Site
Evonik Corporation, Stony Point , New York
ECM Project No.1192

Volatile Organics	Dec-09	Jun-10	Nov-10	Apr-11	Aug-11	Jun-12	Aug-12	Dec-12	Mar-13	Jun-13	Sep-13	Jan-14	Mar-14	Jun-14	Sep-14	Dec-14	Mar-15	Sep-15	Mar-16	Sep-16	Apr-17	Sep-17	Mar-18	Sep-18	Sep-19	GWQC
1,1,1 Trichloroethane	ND	ND	ND	ND	ND	ND	ND	ND	ND	ND	ND	ND	ND	ND	ND	ND	ND	ND	ND	ND	ND	ND	ND	ND	ND	5
1,1-Dichloroethane	ND	ND	ND	1.7J	0.31J	0.85J	ND	ND	3	**190**	0.59 J	ND	ND	0.49 J	0.20 J	ND	ND	ND	ND	ND	ND	0.26 J	ND	0.43 J	0.34 J	5
Benzene	**38**	**14**	**28**	**32**	**22**	**14**	**13**	0.2 J	0.15 J	**61**	**33**	**42**	**34**	**20**	**32**	**32**	**11**	**18**	**8.1**	**8.8**	**21**	**3.3**	**24**	**2.4**	**1.8**	1
Chlorobenzene	**200**	**160**	**220**	**210**	**240**	**210**	**230**	1.5	ND	**200**	**270**	**200**	**180**	**240**	**250**	**180**	**89**	**230**	**160**	**170**	**180**	**200**	**140**	**170**	**170**	5
Chloroethane	**750**	**110**	**250**	**540**	**260**	**350**	**320**	4	ND	**1,100**	**210**	**1,100**	**1,500**	**330**	**470**	**760**	**250**	**230**	**98**	**130**	**540**	**39**	**920**	**20**	**27**	5
Toluene	ND	ND	0.73J	0.91J	0.79J	0.51J	0.66J	ND	ND	4.9 J	1.1	3.9	1.1 J	0.54 J	1.5 B	ND	2.1	0.81 J	0.40 J	0.67 J	**19**	0.49 J	**6.3**	0.53 J	0.82 J	5
Vinyl Chloride	ND	ND	ND	ND	ND	ND	ND	ND	ND	**3.3 J**	ND	ND	ND	ND	0.19 J	ND	ND	ND	ND	ND	ND	ND	ND	ND	ND	2

Notes:
GWQC: NYSDEC Ground Water Quality Criteria
ND: Compound Not Detected Above Laboratory Method Detection Limit (MDL).
Bold: Result Exceeds NYSDEC GWQC.
J: Estimated value greater than the MDL but lower than the Reporting Limit (RL).
B: Compound was found in the blank and sample

Table 3
Historical Summary of Detected Volatile Organic Compounds Monitoring Well MW-43 (ug/L)
Former Kay Fries Site
Evonik Corporation, Stony Point, New York
ECM Project No. 1192

Volatile Organics	Apr-07	Oct-07	Apr-08	Apr-09	Dec-09	Jun-10	Nov-10	Apr-11	Aug-11	Jun-12	Sep-12	Dec-12	Mar-13	Sep-13	Jan-14	Mar-14	Jun-14	Sep-14	Dec-14	Mar-15	Dec-15	Apr-17	Jun-18	Sep-19	GWQC
Benzene	ND	ND	0.7	**1.1**	0.92	ND	0.36 J	0.63 J	ND	0.23 J	ND	0.33J	ND	ND	0.64 J	ND	ND	ND	0.21 J	0.20 J	ND	**1.6**	ND	ND	1
Chlorobenzene	ND	ND	**39**	**74**	**67**	2.4	**5.3**	**19**	0.65 J	4.3	0.78 J	**13**	ND	0.34 J	**21**	ND	ND	ND	2.0	2.9	ND	**37**	4.2	4.7	5
1,2-Dichloroethane	ND	ND	**2.5**	**3.0**	**3.0**	0.6J	**0.82 J**	**2.3**	**0.89 J**	**0.99J**	ND	**1.5**	0.38 J	ND	**2.1**	0.23 J	ND	0.35 J	**0.85 J**	0.44 J	**0.61 J**	**2.0**	**0.69 J**	ND	0.6

Notes:
GWQC: NYSDEC Ground Water Quality Criteria
ND: Compound Not Detected Above Laboratory Method Detection Limit (MDL).
Bold: Result exceeds NYSDEC GWQC.
J: Estimated value greater than the Method Detection Limit but lower than the reporting limit.

Table 4
Historical Summary of Detected Volatile Organic Compounds Monitoring Well MW-71 (ug/L)
Former Kay Fries Site
Evonik Corporation, Stony Point, New York
ECM Project No. 1192

Volatile Organics	Aug-12	Dec-12	Mar-13	Jun-13	Sep-13	Jun-14	Sep-14	Mar-15	Sep-15	Mar-16	Sep-16	Apr-17	Sep-17	Mar-18	Sep-18	Sep-19	GWQC
Benzene	**13**	**19**	**15**	**11**	**12**	**11**	**7.6**	1	**13**	**4.3**	**4.3**	**5.3**	**5.3**	**4.2**	**3.2**	**1.2**	1
Chlorobenzene	**200**	**210**	**180**	**120**	**190**	**160**	**120**	17	**160**	**60**	**64**	**69**	**84**	**66**	**64**	**39**	5
Chloroethane	ND	ND	ND	ND	ND	ND	ND	ND	ND	ND	ND	ND	ND	ND	0.65 J	ND	5
1,1-Dichloroethane	ND	ND	ND	ND	ND	ND	ND	ND	ND	ND	ND	ND	ND	ND	2.1	2.6	5

Notes:
GWQC: NYSDEC Ground Water Quality Criteria.
Bold: Compound Reported Above GWQC
ND: Compound not detected

Table 5
Historical Summary of Detected Volatile Organic Compounds Monitoring Well MW-24 (ug/L)
Former Kay Fries Site
Evonik Corporation, Stony Point, New York
ECM Project #1192

Volatile Organics	August 2011	August 2012	December 2012	July 2013	September 2013	March 2014	September 2014	September 2015	September 2016	September 2017	September 2018	September 2019	GWQC
Benzene	**1.7**	0.93 J	**1.3**	**1.1**	0.37 J	ND<0.080	0.41 J	0.96 J	0.86 J	**3.4**	1.0	0.91 J	1
Chlorobenzene	**43**	**41**	**55**	**46**	**24**	**25**	**21**	**58**	**46**	**150**	**51**	**42**	5
Cis-1,2-dichloroethene	20	31	48	34	38	49	32	47	36	30	38	33	NA
Tetrachloroethene	ND	ND	ND	ND	ND	ND	ND	ND	ND	ND	0.26 J	0.52 J	5
Trans-1,2-dichloroethene	**10**	**18**	**29**	**19**	**20**	**30**	**19**	**30**	**25**	**21**	**25**	**19**	5
Trichloroethene (TCE)	**32**	**28**	**29**	**20**	**35**	**27**	**25**	**11**	**7.3**	0.81 J	4.7	4.2	5
Vinyl chloride	**6.7**	**9.3**	**18**	**6.4**	**2.3**	**4.3**	**2.4**	**8**	**5.2**	**26**	**5.5**	**4.6**	2

Notes:
GWQC: NYSDEC Ground Water Quality Criteria
ND: Compound Not Detected
Bold: Compound Reported Above GWQC
J: Estimated value greater than the Method Detection Limit but lower than the reporting limit.

Table 6
Historical Summary of Detected Volatile Organic Compounds Monitoring Well MW-54
Former Kay Fries Site
Evonik Corporation, Stony Point , New York
ECM Project No.1192

Volatile Organics	Apr-94	Nov-95	Nov-96	Aug-11	Jun-12	Sep-13	Sep-14	Dec-15	Apr-17	Jun-18	Sep-18	Sep-19	GWQC (ug/L)
1,1,1 Trichloroethane	***16***	***14***	***7 J***	ND	0.67 J	ND	ND	0.30 J	ND	ND	0.30 J	0.33 J	5
1,2-Dichloroethene	2 J	ND	0.7 J	ND	ND	ND	ND	ND	ND	ND	ND	ND	0.6
Acetone	ND	ND	ND	ND	19	ND	ND	13	ND	ND	ND	ND	50
Carbon Disulfide	ND	ND	ND	ND	ND	ND	ND	ND	ND	0.39 JB	ND	ND	50
Chloroform	7 J	***12***	3 J	ND	0.69 J	0.30 J	ND	0.61 J	0.65 J	ND	ND	ND	7
Tetrachloroethene	***15***	***21***	***17***	***11***	***12***	***15***	***13***	***9.5***	***6.0***	***7.7***	***7.6***	***8.9***	5
Trichloroethene	ND	ND	0.5 J	ND	0.18 J	ND	ND	ND	ND	ND	ND	ND	5

Notes:

All results reported in micrograms per liter (ug/L).

GWQC :NYSDEC Ground Water Quality Criteria

ND :Compound Not Detected Above Laboratory Method Detection Limit (MDL).

Bold :Result Exceeds NYSDEC GWQC.

J :Estimated value greater than the MDL but lower than the Reporting Limit (RL).

B :Compound was found in the blank and sample

FIGURES

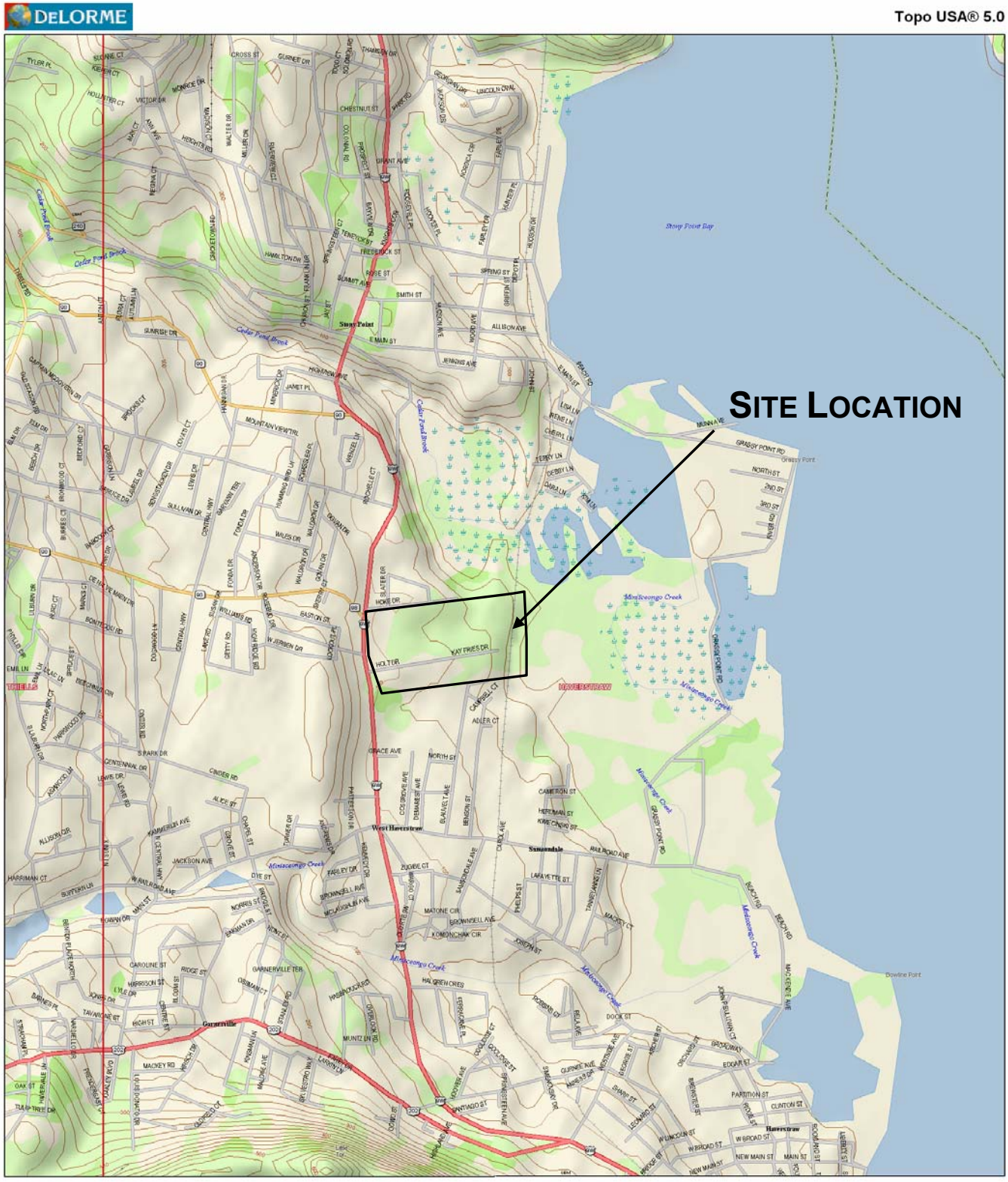

ECM

environmental compliance monitoring, inc.
349 Route 206 • Hillsborough, NJ • 08844 • 908-874-0990

United States Department of the Interior
Geological Survey - 7.5 minute Quadrangle
Haverstraw, N.Y

FIGURE 1
SITE LOCATION MAP
FORMER KAY FRIES SITE
STONY POINT, NEW YORK

↑ North	Scale: 1" = 4,000'	Date: 3/15/11	ECM Project # 1192

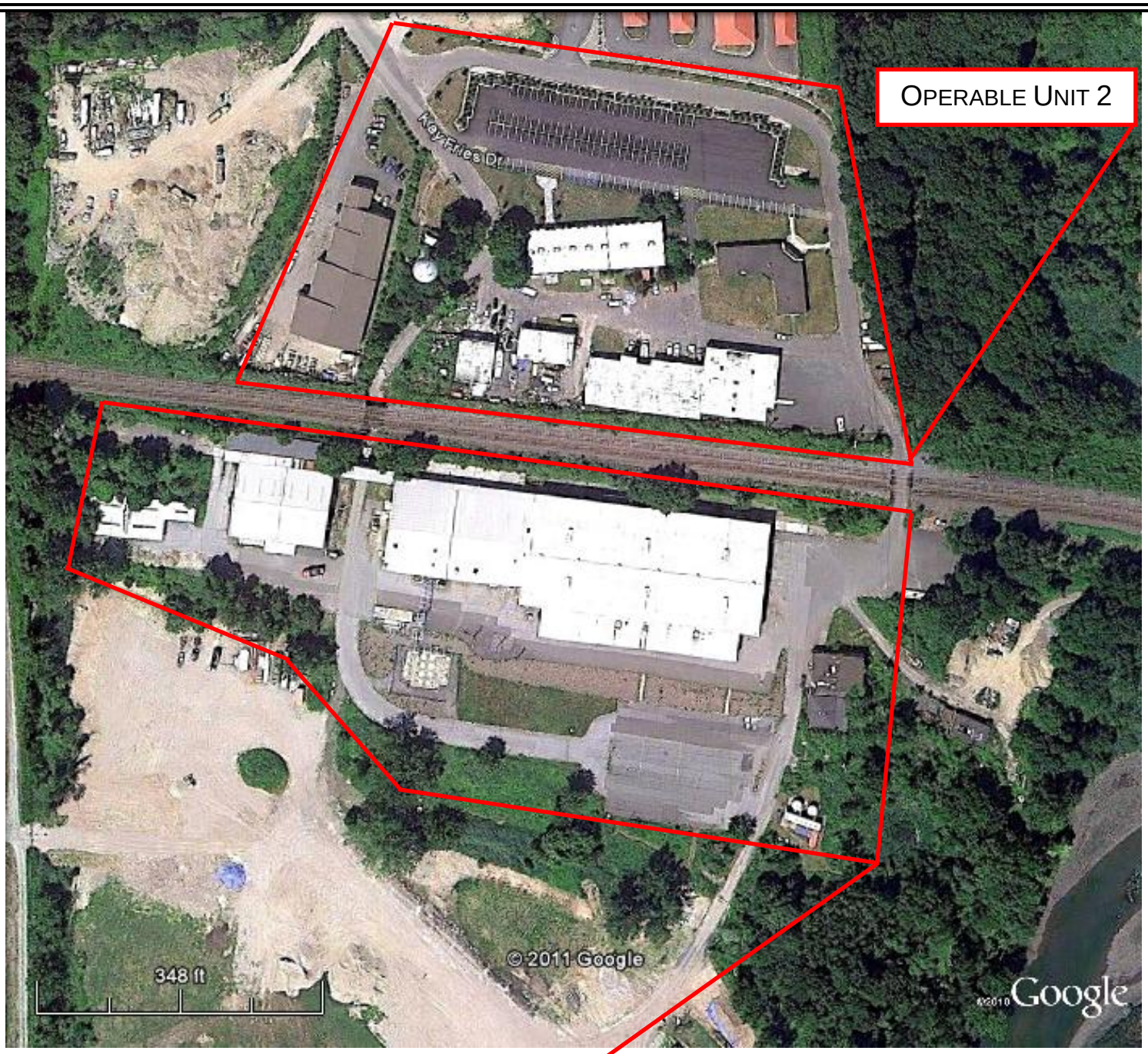

Source: "Stony Point, NY." **Google Earth**. 2011. March 15, 2011.

ECM
environmental compliance monitoring, inc.
349 Route 206 • Hillsborough, NJ • 08844 • 908-874-0990

FIGURE 2
OPERABLE UNIT 1 AND 2 LOCATION MAP
FORMER KAY FRIES SITE
STONY POINT, NEW YORK

North →	Scale: As Shown	Date: 3/15/11	ECM Project # 1192

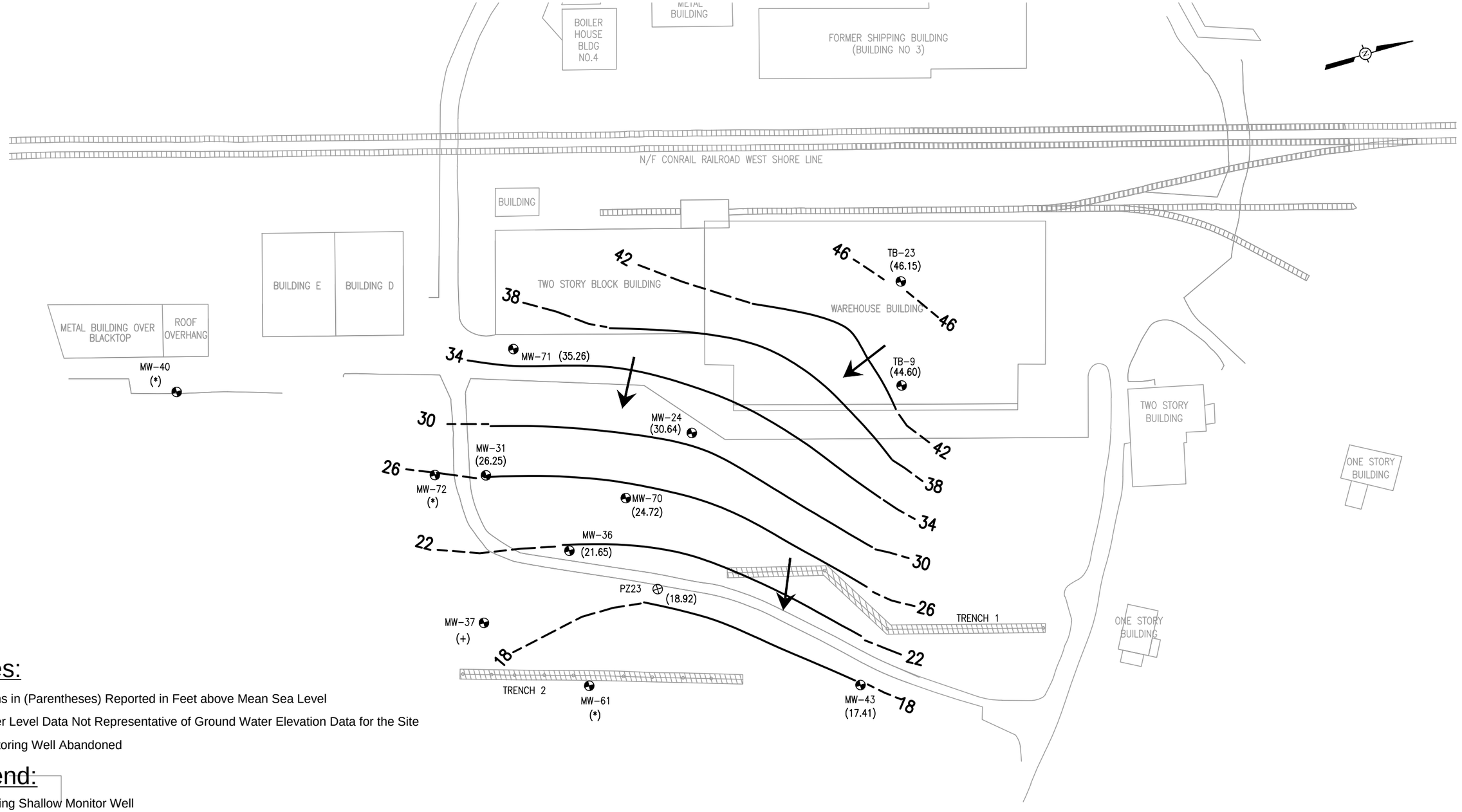

Notes:

Elevations in (Parentheses) Reported in Feet above Mean Sea Level

(+) Water Level Data Not Representative of Ground Water Elevation Data for the Site

(*) Monitoring Well Abandoned

Legend:

- Existing Shallow Monitor Well
- Existing Piezometer
- Ground Water Flow Direction
- Inferred Ground Water Elevations

SCALE:	CHECKED BY:		
1" = 64'	CB	Former Kay Fries Site 50 Holt Drive Stony Point, NY	ECM environmental compliance monitoring, inc. 349 Route 206, Hillsborough, New Jersey, 08844 908-874-0990
DATE: 02/2020	PROJECT NO: 1192		

FIGURE 3
OPERABLE UNIT-1
GROUND WATER CONTOUR MAP
SEPTEMBER 2019

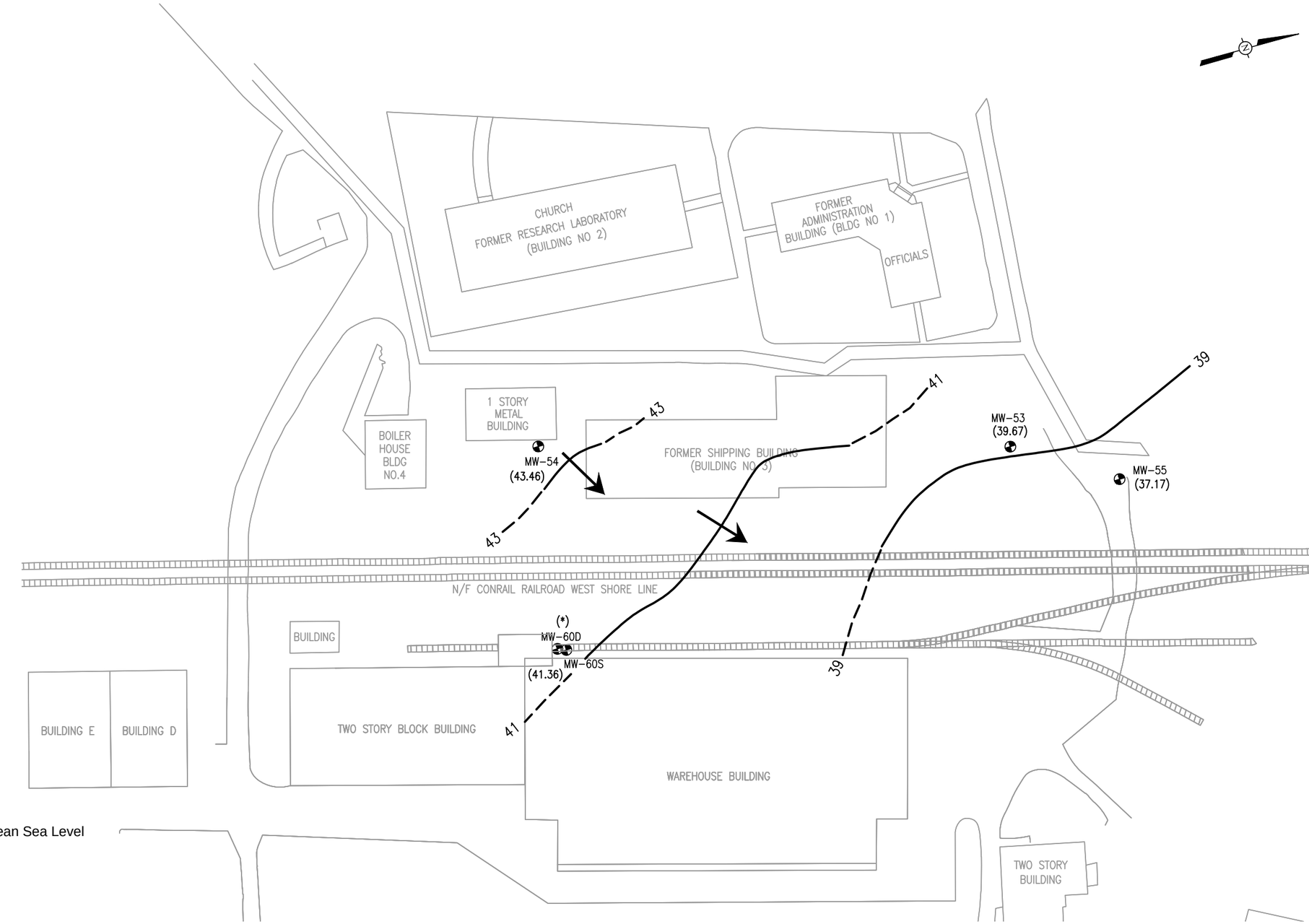

Notes:

Elevations in (Parentheses) Reported in Feet Above Mean Sea Level

(*) Monitoring Well Abandoned

Legend:

Existing Shallow Monitor Well

Ground Water Flow Direction

Inferred Ground Water Elevations

SCALE:	CHECKED BY:			
1" = 64'	CB	Former Kay Fries Site 50 Holt Drive Stony Point, NY	ECM environmental compliance monitoring, inc. 349 Route 206, Hillsborough, New Jersey, 08844 908-874-0990	FIGURE 4 OPERABLE UNIT-2 GROUND WATER CONTOUR MAP SEPTEMBER 2019
DATE:	PROJECT NO:			
02/2020	1192			

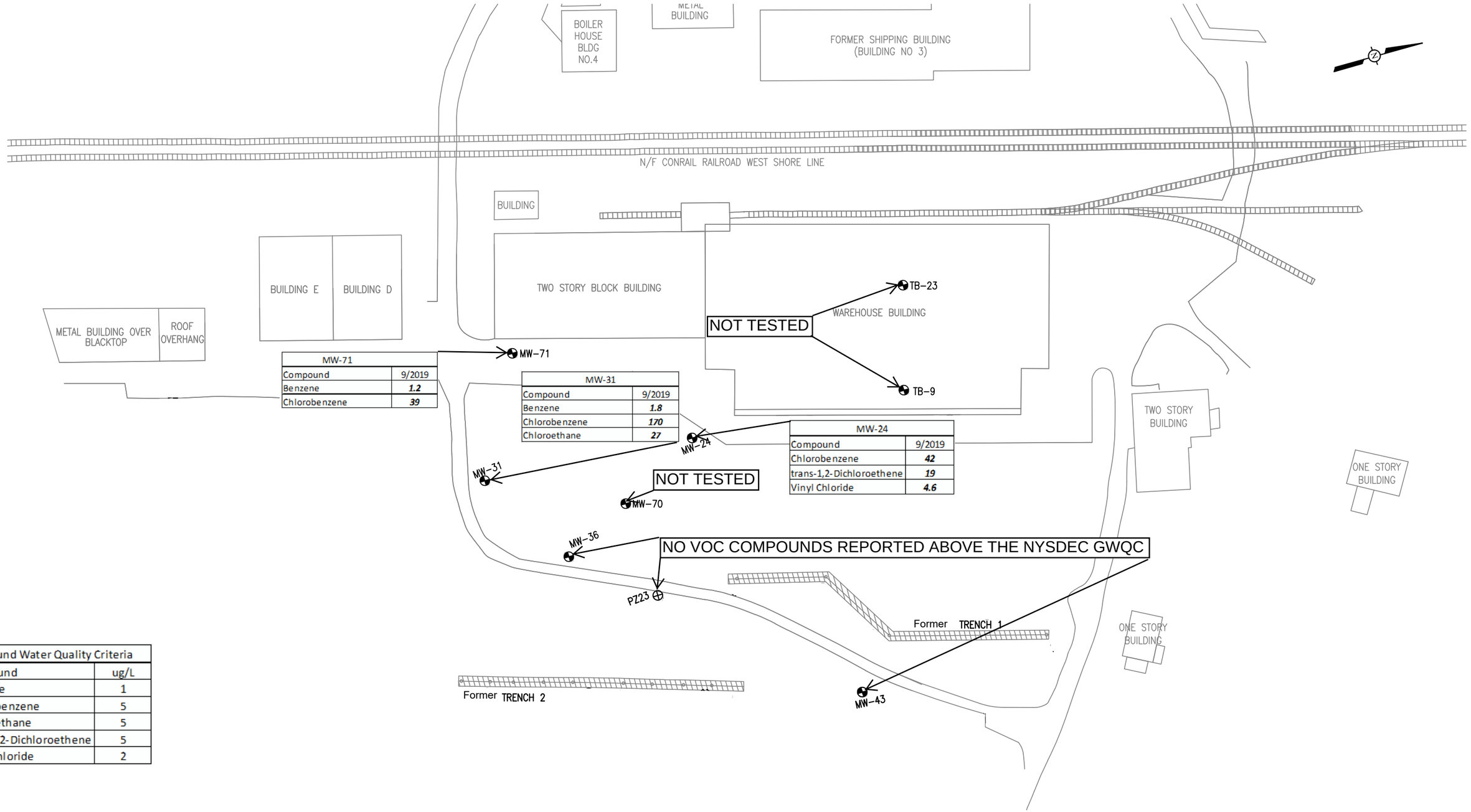

MW-71	
Compound	9/2019
Benzene	***1.2***
Chlorobenzene	***39***

MW-31	
Compound	9/2019
Benzene	***1.8***
Chlorobenzene	***170***
Chloroethane	***27***

MW-24	
Compound	9/2019
Chlorobenzene	***42***
trans-1,2-Dichloroethene	***19***
Vinyl Chloride	***4.6***

Ground Water Quality Criteria	
Compound	ug/L
Benzene	1
Chlorobenzene	5
Chloroethane	5
trans-1,2-Dichloroethene	5
Vinyl Chloride	2

Legend:

- Existing Shallow Monitor Well
- Existing Piezometer

SCALE:	CHECKED BY:	
1" = 64'	CB	Former Kay Fries Site 50 Holt Drive Stony Point, NY
DATE:	PROJECT NO:	
02/2020	-1192	

ECM
environmental compliance monitoring, inc.
349 Route 206, Hillsborough, New Jersey, 08844 908-874-0990

FIGURE 5
Analytical Results Summary for OU1
September 2019

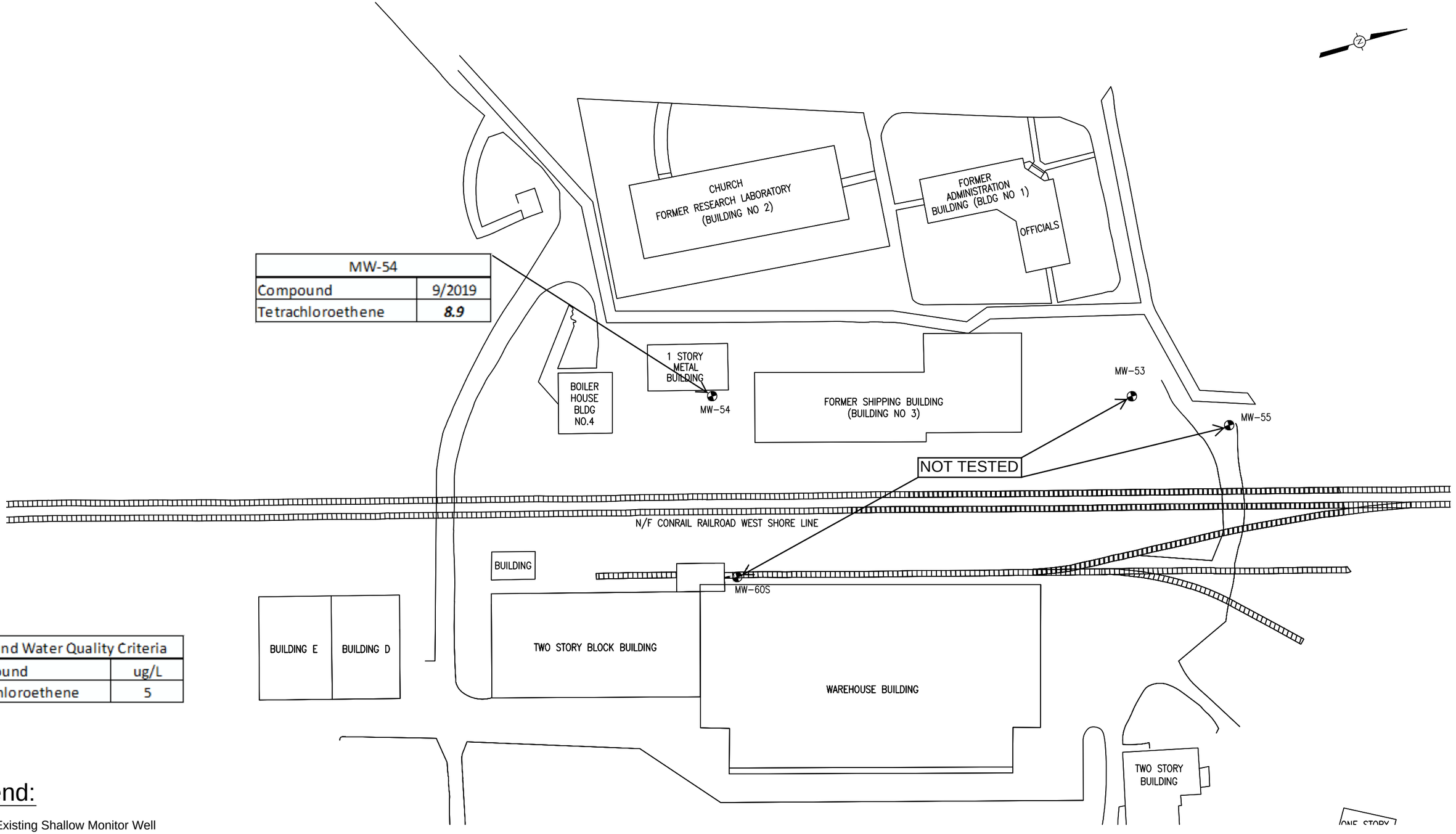

SCALE: 1" = 64'	CHECKED BY: CB
DATE: 02/2020	PROJECT NO: 1192

Former Kay Fries Site
50 Holt Drive
Stony Point, NY

ECM
environmental compliance monitoring, inc.
349 Route 206, Hillsborough, New Jersey, 08844 908-874-0990

FIGURE 6
Analytical Results Summary for OU2
September 2019

APPENDICES

APPENDIX A

NYSDEC WELL ABANDONMENT APPROVAL, RCDOH PERMIT, DECOMMISSIONING LOGS, AND MW-43 REINSTALLATION LOG

btm-ecm@att.net

From: ***Erlich, Jeremy <ErlichJ@co.rockland.ny.us>***
Sent: ***Tuesday, May 28, 2019 10:20 AM***
To: ***Bruce Manganiello***
Subject: ***RE: Former Kay Fries Site - Monitoring Well Abandonments and Re-installation of MW-43***
Attachments: ***RE-19-025.pdf***

Good morning,
Attached is the well permit.

Thank you,
Jeremy Erlich
Asst. Flow Control Engineer
Rockland County Dept. of Health
(845) 364-3682 phone
(845) 364-2025 fax

Please consider the environment before printing this email.

From: Bruce Manganiello <btm-ecm@att.net>
Sent: Thursday, May 23, 2019 5:04 PM
To: Erlich, Jeremy <ErlichJ@co.rockland.ny.us>
Cc: Andrew Kruczek <andrew.kruczek@evonik.com>; Andrew Bellucci <andrew.coredowndrilling@gmail.com>; Christopher Basile <cb-ecm@comcast.net>; Scott Taylor <scott@taylordenvironment.com>; Mike Conlin <conlinm@bellsouth.net>
Subject: Fw: Former Kay Fries Site - Monitoring Well Abandonments and Re-installation of MW-43

ATTENTION: This email came from an external source. Do not open attachments or click on links from unknown senders or unexpected emails.

Hi Jeremy,

Per our recent phone conversation, ECM obtained NYSDEC approval for the abandonment of four monitoring wells and re-installation of one well at the above-referenced site (see below).

Also, as we discussed relative to the history of the site, there would be no need to obtain documentation regarding the town of Stony Point Planning Board and Zoning Board Appeals recommendations. Therefore, we are resubmitting the Planning Certification with box A checked, and correcting the Tax Lot ID to 20.02-11-25.

If you have any questions or need further information please call our office.

Regards,

Bruce Manganiello

Operations Manager
ECM, Inc.
O. (908) 874-0990
C. (908) 625-2971

----- Forwarded Message -----
From: Deyette, Scott (DEC) <scott.deyette@dec.ny.gov>
To: Bruce Manganiello <btm-ecm@att.net>
Cc: Andrew Kruczek <andrew.kruczek@evonik.com>; Christopher Basile <cb-ecm@comcast.net>; Mike Conlin <conlinm@bellsouth.net>; Scott Taylor <scott@taylordenvironment.com>; Andrew Bellucci <andrew.coredowndrilling@gmail.com>; pjmagee3@hotmail.com <pjmagee3@hotmail.com>
Sent: Wednesday, May 22, 2019, 2:28:03 PM EDT
Subject: RE: Former Kay Fries Site - Monitoring Well Abandonments and Re-installation of MW-43

Bruce-

The Department approves the abandonment of monitoring wells MW-40, MW-61, MW-72, and MW -43. Since MW-43 is part of the current groundwater monitoring network, this well needs to be re-installed. Let me know if you have any questions.

R. Scott Deyette

Chief, Inspection Unit, Remedial Bureau C, Environmental Remediation

New York State Department of Environmental Conservation

625 Broadway, Albany, NY 12233-7014

P: 518-402-9794 | C: 518-461-3721 | scott.deyette@dec.ny.gov

www.dec.ny.gov | |

From: Bruce Manganiello <btm-ecm@att.net>
Sent: Monday, May 20, 2019 2:11 PM
To: Deyette, Scott (DEC) <scott.deyette@dec.ny.gov>
Cc: Andrew Kruczek <andrew.kruczek@evonik.com>; Christopher Basile <cb-ecm@comcast.net>; Mike Conlin <conlinm@bellsouth.net>; Scott Taylor <scott@taylordenvironment.com>; Andrew Bellucci <andrew.coredowndrilling@gmail.com>; pjmagee3@hotmail.com
Subject: Former Kay Fries Site - Monitoring Well Abandonments and Re-installation of MW-43

ATTENTION: This email came from an external source. Do not open attachments or click on links from unknown senders or unexpected emails.

Hi Scott,

Evonik Corporation (Evonik) has previously been granted approval by the NYSDEC to abandon four monitoring wells (MW-40, MW-43, MW-61, and MW-72) and re-install the compromised MW-43. In order to obtain permits, the Rockland County Department of Health (RCDOH) requires documentation from the NYSDEC that the abandonment and re-installation were approved by the NYSDEC.

ECM presented through e-mail correspondence to the NYSDEC, the justification for the monitoring well abandonment as a result of discontinued sampling and/or damage to the well(s). The NYSDEC approvals were presented in the following correspondence:

MW-40 - ECM requested approval for the abandonment of damaged well MW-40 in our e-mail dated April 25, 2017, the NYSDEC subsequently approved the abandonment in their *MW-40 Request for Abandonment Approval Letter* dated February 15, 2018.

MW-61 - ECM requested abandonment of MW-61 in our e-mail to the NYSDEC dated September 26, 2018. The MW-61 results were reported as not detected or below the NYSDEC groundwater standards (GWS) from 2006 through 2012. As a result, the NYSDEC granted approval to abandon the well.

MW-72 - Monitoring well MW-72 was installed during July 2012 to delineate contaminants of concern (COC) in MW-31 prior to the MW-31 in-situ remediation. ECM collected four quarterly samples from MW-72 to monitor the MW-31 in-situ remediation. Subsequent to the in-situ application, three additional sample events were conducted to monitor groundwater quality conditions through 2014. Based on the MW-72 sample results, reported as not detected or below the NYSDEC-GWS in seven sample events, the NYSDEC approved discontinuation of MW-72 sampling (2014 PRR Approval Letter - 6/16/2016). the 2014 Periodic Review Report (PRR) approval letter. The NYSDEC verbally authorized abandonment of MW-72 and MW-61 on September 26, 2018.

MW-43 - Monitoring well MW-43 is part of the long term groundwater monitoring program for the site. During site owner development activity, MW-43 was inadvertently buried and eventually found compromised. As a result, on December 12, 2018, ECM's e-mail requested well abandonment and re-installation. The NYSDEC subsequently approved the abandonment and re-installation of MW-43 in their e-mail dated December 14, 2018.

Evonik respectfully requests that the NYSDEC reply to this e-mail that we are authorized to abandon the aforementioned wells and re-install MW-43 so we can obtain the RCDOH well decommissioning and installation permits.

If you have any questions please call our office.

Regards,

Bruce Manganiello

Operations Manager

ECM, Inc.

O. (908) 874-0990

C. (908) 625-2971

Rockland County
HEALTH

PERMIT TO CONSTRUCT A RESOURCE EVALUATION WELL

Phone (845) 364-3682 Fax (845) 364-2025

Permit #:	Actual Drilling Date:	Actual Drilling Time:	RCDOH Notification Confirmation #:
RE-19-025			

Location of Well

Section/Block/Lot:	Well Address:	Well Village/City:	Well Town:
20.02-11-25	50 Holt Dr	Stony Point	Stony Point

Subdivision Name: former Kay Fries

Lot Number:

Wells Installed:

Drilling Contractor

Core Down Drilling, LLC		RCDOH Registration	RWC-0075	NYSDEC Registration	NYRD 10960
Phone: 845-803-4347		RCDOH Expiration Date	11/30/2019	NYSDEC Expiration Date	3/31/2020

Property Owner

Name:	Mailing Address:			
MBC Holdings, LLC	PO Box 54	Stony Point	NY	10980

Authorized Representative:	Phone:	Fax:
Patrick Magee	(845) 429-8231	

Conditions of Permit

General Conditions (apply to all parties named on the application)

- Permit is automatically rendered null and void if the application is not true and accurate.
- All work shall be conducted in compliance with applicable federal, state and local laws, rules and regulations.
- There shall be no deviations from the plans submitted on and with the application without prior approval by the Commissioner (or his/her designee).

Drilling Contractor

- **Minimum two (2) business days notice required prior to drilling well.** Call (845) 364-3682 or email erlichj@co.rockland.ny.us; record the notification confirmation number provided by RCDOH. No subsequent deviation in date and time allowed without prior notification
- Install, develop and secure the well(s) in accordance with the plans submitted with the application or in accordance with any conditions listed below.
- Submit a signed copy of the boring log(s) and well completion report(s), to RCDOH within 60 days of drillings the well(s).

Property Owner

- Submit documentation of appropriate waste disposal pursuant to all federal, state, local laws and regulations to RCDOH within 30 days of drilling.

Other Conditions

- All boreholes must be decommissioned within 48 hours (see Paragraph 2.8.4.10.1 of the Rockland County Sanitary Code). Only boreholes less than 25 ft. that do not intercept groundwater may be decommissioned by backfilling with uncontaminated cuttings and tamping. Otherwise, grout used to seal the borings shall be mixed pursuant to Paragraph 2.8.3.5.1. Ensure that all wastes generated during the drilling operations are properly managed and disposed of in accordance with federal, state and local laws and regulations.
- All monitoring wells must be protected from damage during any construction activities, and must be decommissioned upon completion of the investigation pursuant to Article II of the Rockland County Sanitary Code. Such decommissioning will require removal of the casing and filter pack prior to pressure grouting from the base to ground surface. In the event these wells are damaged or covered prior to being properly decommissioned, the owner will be responsible for any action required to expose the entire depth of the borehole to allow decommissioning.

Issuance Date:	Expiration Date:	Permit Issuing Official
5 /28/2019	11/28/2019	Jeremy Erlich

FIGURE 3

WELL DECOMMISSIONING RECORD

Site Name: Former Kay Fries Site	Well I.D.: MW-40
Site Location: 50 Holt Drive, Stony Point, NY	Driller: Joe Bellucci
Drilling Co.: Core Down Drilling, LLC	Inspector:
	Date: 7/28/19

DECOMMISSIONING DATA
(Fill in all that apply)

OVERDRILLING	
Interval Drilled	
Drilling Method(s)	
Borehole Dia. (in.)	
Temporary Casing Installed? (y/n)	
Depth temporary casing installed	
Casing type/dia. (in.)	
Method of installing	
CASING PULLING	
Method employed	
Casing retrieved (feet)	
Casing type/dia. (in)	
CASING PERFORATING	
Equipment used	
Number of perforations/foot	
Size of perforations	
Interval perforated	
GROUTING	
Interval grouted (FBLS)	0-26.5'
# of batches prepared	1
For each batch record:	
Quantity of water used (gal.)	8
Quantity of cement used (lbs.)	94
Cement type	Portland
Quantity of bentonite used (lbs.)	4
Quantity of calcium chloride used (lbs.)	
Volume of grout prepared (gal.)	
Volume of grout used (gal.)	17

WELL SCHEMATIC*

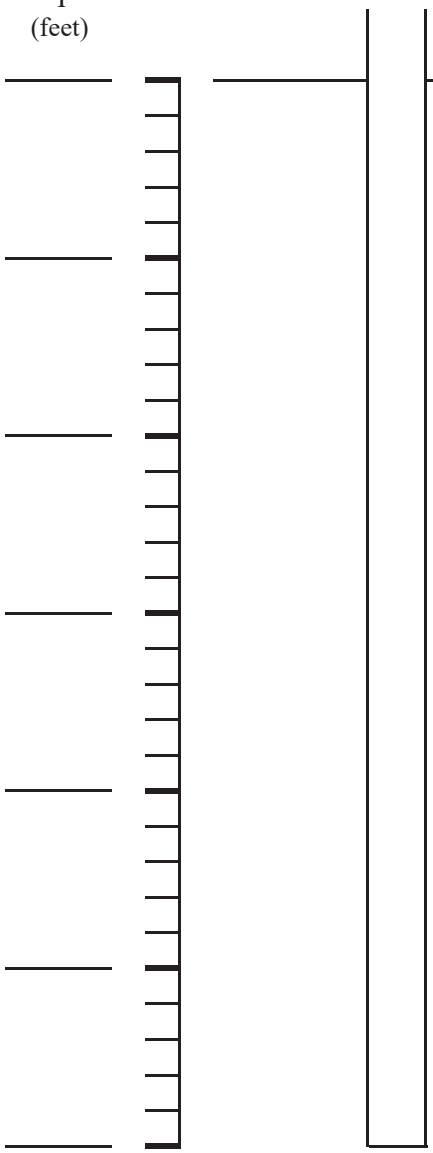

COMMENTS: Well total depth =26.5-feet below grade

4-inch PVC well. Road box removed.

Depth to water = 4.65-feet below grade

* Sketch in all relevant decommissioning data, including: interval overdrilled, interval grouted, casing left in hole, well stickup, etc.

Core Down Drilling, LLC
Drilling Contractor

Department Representative

FIGURE 3

WELL DECOMMISSIONING RECORD

Site Name: Former Kay Fries Site	Well I.D.: MW-43
Site Location: 50 Holt Drive, Stony Point, NY	Driller: Joe Bellucci
Drilling Co.: Core Down Drilling, LLC	Inspector:
	Date: 7/28/19

DECOMMISSIONING DATA
(Fill in all that apply)

OVERDRILLING	
Interval Drilled	
Drilling Method(s)	
Borehole Dia. (in.)	
Temporary Casing Installed? (y/n)	
Depth temporary casing installed	
Casing type/dia. (in.)	
Method of installing	
CASING PULLING	
Method employed	
Casing retrieved (feet)	
Casing type/dia. (in)	4
CASING PERFORATING	
Equipment used	
Number of perforations/foot	
Size of perforations	
Interval perforated	
GROUTING	
Interval grouted (FBLS)	0-17.5'
# of batches prepared	1
For each batch record:	
Quantity of water used (gal.)	8
Quantity of cement used (lbs.)	94
Cement type	Portland
Quantity of bentonite used (lbs.)	4
Quantity of calcium chloride used (lbs.)	
Volume of grout prepared (gal.)	
Volume of grout used (gal.)	12

WELL SCHEMATIC*

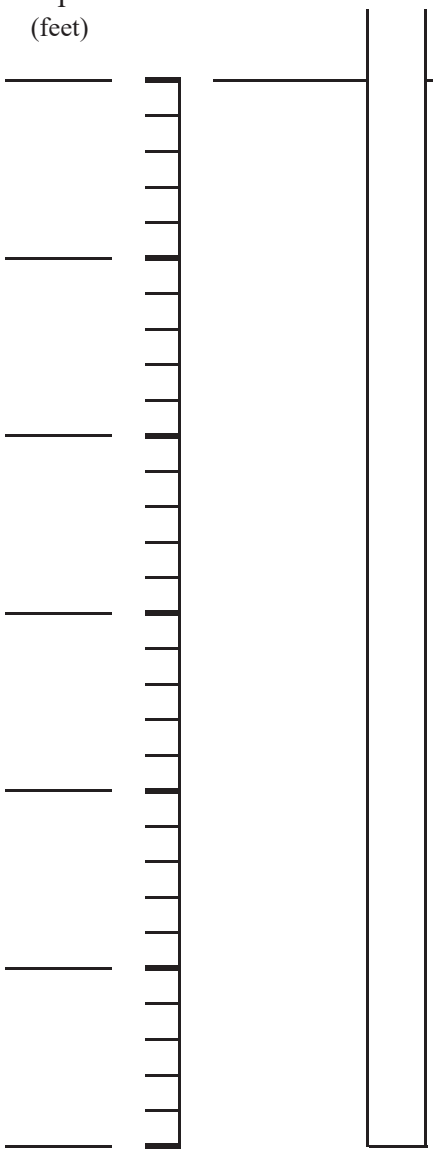

COMMENTS: Well total depth =17.5-feet below grade
4-inch PVC well. Road box removed.
Depth to water = 2.78-feet below grade

* Sketch in all relevant decommissioning data, including: interval overdrilled, interval grouted, casing left in hole, well stickup, etc.

Core Down Drilling, LLC
Drilling Contractor

Department Representative

FIGURE 3

WELL DECOMMISSIONING RECORD

Site Name: Former Kay Fries Site	Well I.D.: MW-61
Site Location: 50 Holt Drive, Stony Point, NY	Driller: Joe Bellucci
Drilling Co.: Core Down Drilling, LLC	Inspector:
	Date: 7/28/19

DECOMMISSIONING DATA
(Fill in all that apply)

OVERDRILLING	
Interval Drilled	
Drilling Method(s)	
Borehole Dia. (in.)	
Temporary Casing Installed? (y/n)	
Depth temporary casing installed	
Casing type/dia. (in.)	
Method of installing	
CASING PULLING	
Method employed	
Casing retrieved (feet)	
Casing type/dia. (in)	4
CASING PERFORATING	
Equipment used	
Number of perforations/foot	
Size of perforations	
Interval perforated	
GROUTING	
Interval grouted (FBLS)	0-10'
# of batches prepared	1
For each batch record:	
Quantity of water used (gal.)	8
Quantity of cement used (lbs.)	94
Cement type	Portland
Quantity of bentonite used (lbs.)	4
Quantity of calcium chloride used (lbs.)	
Volume of grout prepared (gal.)	
Volume of grout used (gal.)	10

WELL SCHEMATIC*

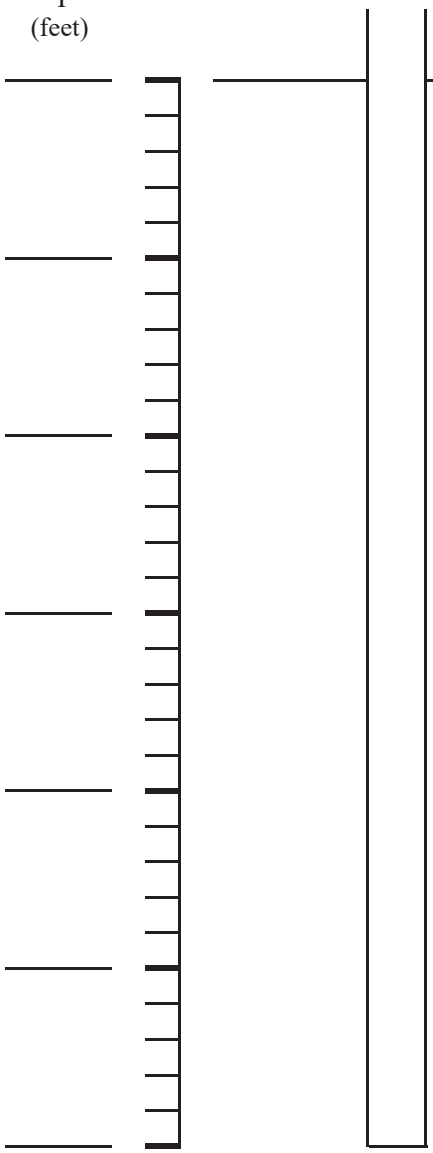

COMMENTS: Well total depth =10-feet below grade

4-inch PVC well. Road box removed.

Depth to water = 5.51-feet below grade

* Sketch in all relevant decommissioning data, including: interval overdrilled, interval grouted, casing left in hole, well stickup, etc.

Core Down Drilling, LLC
Drilling Contractor

Department Representative

FIGURE 3

WELL DECOMMISSIONING RECORD

Site Name: Former Kay Fries Site	Well I.D.: MW-72
Site Location: 50 Holt Drive, Stony Point, NY	Driller: Joe Bellucci
Drilling Co.: Core Down Drilling, LLC	Inspector:
	Date: 7/28/19

DECOMMISSIONING DATA
(Fill in all that apply)

OVERDRILLING	
Interval Drilled	
Drilling Method(s)	
Borehole Dia. (in.)	
Temporary Casing Installed? (y/n)	
Depth temporary casing installed	
Casing type/dia. (in.)	
Method of installing	
CASING PULLING	
Method employed	
Casing retrieved (feet)	
Casing type/dia. (in)	2
CASING PERFORATING	
Equipment used	
Number of perforations/foot	
Size of perforations	
Interval perforated	
GROUTING	
Interval grouted (FBLS)	0-28'
# of batches prepared	1
For each batch record:	
Quantity of water used (gal.)	8
Quantity of cement used (lbs.)	94
Cement type	Portland
Quantity of bentonite used (lbs.)	4
Quantity of calcium chloride used (lbs.)	
Volume of grout prepared (gal.)	
Volume of grout used (gal.)	2

WELL SCHEMATIC*

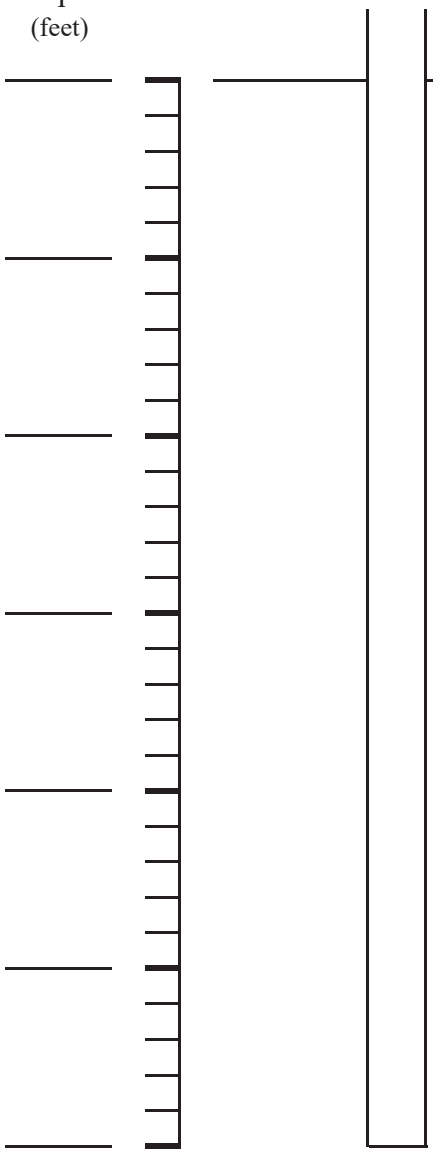

COMMENTS: Well total depth =28-feet below grade

2-inch PVC well. Road box removed.

Depth to water = 12.45-feet below grade

* Sketch in all relevant decommissioning data, including: interval overdrilled, interval grouted, casing left in hole, well stickup, etc.

Core Down Drilling, LLC
Drilling Contractor

Department Representative

Project: Former Kay Fries Site
Project Location: 50 Holt Drive, Stony Point, NY
Project Number:

Log of Boring MW-43

Sheet 1 of 1

Date(s) Drilled: 06/21/2019	Logged By: Andrew Bellucci	Checked By: Daniel Bellucci
Drilling Method: Hollow Stem Auger	Drill Bit Size/Type: 6.25-inch ID HSA	Total Depth of Borehole: 14-feet below grade
Drill Rig Type: Geoprobe 7822 DT	Drilling Contractor: Core Down Drilling	
Groundwater Level and Date Measured: 12-feet below grade	Sampling Method(s): Driller: Andrew Belllucci	
Borehole Backfill: N/A	Location: MW-43 replacement	

Elevation (feet)	Depth (feet)	Sample Type	Sample Number	Sampling Resistance, blows/ft	USCS Symbol	Graphic Log	MATERIAL DESCRIPTION
	0						Grey silt & clay in auger cuttings. No split spoons collected Advance 6.25-inch ID HSA to 14-feet and set 4-inch PVC well. Well includes 10-feet of 4-inch well screen and completed as a stickup well set 4-feet above ground surface. Annulus around well screen backfilled with No. 2 filter sand to 2-feet above screen and sealed with bentonite. Well finished with protective steel stickup well cover set in concrete and capped with an expanding J-Plug.
	5						
	10						
	15						
	20						
	25						
	30						

Well Sketch

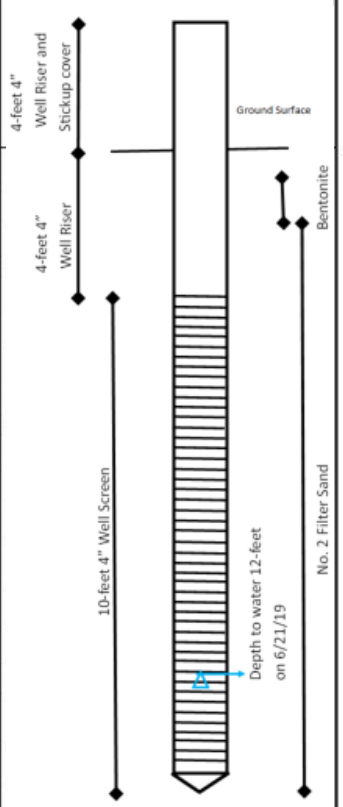

[file:clog.tpl]

APPENDIX B

Summary of Ground Water Level Measurements and Survey Data

Evonik Corporation, Former Kay Fries Site, Stony Point, NY
Annual Water Level Measurements
ECM Project #1192
September 26, 2019

Well/Piezometer Number	PVC Elevation (Ft MSL) [a]	Depth to Water (Feet from top of PVC)	Groundwater Elevation (Ft MSL)	Survey Data [a]	
				Northing	Easting
PZ-23	24.82	5.90	18.92	10190.24	10553.66
TB-9	47.27	2.67	44.60	10733.06	10416.77
TB-23	53.75	7.60	46.15	10751.22	10349.58
MW-24	44.63	13.99	30.64	10555.56	10423.25
MW-31	34.13	7.88	26.25	10370.44	10411.13
MW-36	22.94	1.29	21.65	10423.01	10494.34
MW-37	21.80	1.77	20.03	10333.40	10534.38
MW-43	27.37	9.96	17.41	-	-
MW-70	31.18	6.46	24.72	10421.61	10322.10
MW-71	43.71	8.45	35.26	10314.62	10395.72
OU-2					
MW-53	53.31	13.64	39.67	11020.53	10189.13
MW-54	57.21	13.75	43.46	10671.28	10090.66
MW-55	53.66	16.49	37.17	11101.93	10233.91
MW-60S	50.06	8.70	41.36	10639.42	10243.82

Notes:

MW-37, there was water between PVC & well walls, water level not an accurate representation

MW-43 Updated with new PVC Elevation (Well reinstalled)

Appendix C

Analytical Data Package – September 2019

eurofins | Environment Testing TestAmerica

ANALYTICAL REPORT

Job Number: 460-192524-1

Job Description: 1192 - AGWM 9/2019

For:
ECM, Inc.
PO BOX 427
Neshanic Station, NJ 08853

Attention: Mr. Bruce Manganiello



Approved for release.
Patricia Grieco
Senior Project Manager
10/9/2019 11:32 AM

Designee for
Grace Chang, Project Manager II
777 New Durham Road, Edison, NJ, 08817
(732)593-2579
grace.chang@testamericainc.com
10/09/2019

The test results in this report meet all NELAP requirements unless specified within the case narrative. Pursuant to NELAP, this report may not be reproduced, except in full, without the written approval of the laboratory. All questions regarding this report should be directed to the TestAmerica Edison Project Manager.

TestAmerica Edison Certifications and Approvals: Connecticut: CTDOH #PH-0200, New Jersey: NJDEP (NELAP) #12028, New York: NYDOH (NELAP) #11452, NYDOH (ELAP) #11452, Pennsylvania: PADEP (NELAP) 68-00522 and Rhode Island: RIDOH LAO00132

The test results in this report relate only to the samples as received by the laboratory and will meet all requirements of the methodology, with any exceptions noted. This report shall not be reproduced except in full, without the express written approval of the laboratory. All questions should be directed to the Eurofins TestAmerica Project Manager.

This report has been electronically signed and authorized by the signatory. Electronic signature is intended to be the legally binding equivalent of a traditionally handwritten signature.

Table of Contents

Cover Title Page 1

Data Summaries 4

Report Narrative 4

Sample Summary 5

Detection Summary 6

Method Summary 8

Client Sample Results 9

Surrogate Summary 18

QC Sample Results 19

Definitions 25

QC Association 26

Chronicle 27

Certification Summary 29

Organic Sample Data 30

GC/MS VOA 30

8260C 30

8260C QC Summary 31

8260C Sample Data 45

Standards Data 135

8260C ICAL Data 135

8260C CCAL Data 291

Raw QC Data 313

8260C Tune Data 313

8260C Blank Data 323

8260C LCS/LCSD Data 333

8260C Run Logs 364

Table of Contents

8260C Prep Data 367

Shipping and Receiving Documents 370

Client Chain of Custody 371

Sample Receipt Checklist 373

CASE NARRATIVE

Client: ECM, Inc.

Project: 1192 - AGWM 9/2019

Report Number: 460-192524-1

This case narrative is in the form of an exception report, where only the anomalies related to this report, method specific performance and/or QA/QC issues are discussed. If there are no issues to report, this narrative will include a statement that documents that there are no relevant data issues.

It should be noted that samples with elevated Reporting Limits (RLs) as a result of a dilution may not be able to satisfy customer reporting limits in some cases. Such increases in the RLs are unavoidable but acceptable consequence of sample dilution that enables quantification of target analytes or interferences which exceed the calibration range of the instrument.

Calculations are performed before rounding to avoid round-off errors in calculated results.

All holding times were met and proper preservation noted for the methods performed on these samples, unless otherwise detailed in the individual sections below.

RECEIPT

The samples were received on 09/26/2019; the samples arrived in good condition, properly preserved and on ice. The temperature of the coolers at receipt was 0.7 C.

Note: All samples which require thermal preservation are considered acceptable if the arrival temperature is within 2C of the required temperature or method specified range. For samples with a specified temperature of 4C, samples with a temperature ranging from just above freezing temperature of water to 6C shall be acceptable. Samples that are hand delivered immediately following collection may not meet these criteria, however they will be deemed acceptable according to NELAC standards, if there is evidence that the chilling process has begun, such as arrival on ice, etc.

VOLATILE ORGANIC COMPOUNDS (GC-MS)

Samples TB (460-192524-1), MW-24 (460-192524-2), MW-43 (460-192524-3), FB (460-192524-4), PZ-23 (460-192524-5), MW-36 (460-192524-6), MW-31 (460-192524-7), MW-71 (460-192524-8) and MW-54 (460-192524-9) were analyzed for Volatile organic compounds (GC-MS) in accordance with EPA SW-846 Methods 8260C. The samples were analyzed on 10/07/2019.

The following sample was collected in a properly preserved vial; however, the pH was outside the required criteria when verified by the laboratory. The sample was analyzed outside the 7-day holding time specified for unpreserved samples but within the 14-day holding time specified for preserved samples: MW-43 (460-192524-3).

No difficulties were encountered during the volatiles analysis.

All quality control parameters were within the acceptance limits.

Sample Summary

Client: ECM, Inc.
Job ID: 460-192524-1
Project/Site: 1192 - AGWM 9/2019

Lab Sample ID	Client Sample ID	Matrix	Collected	Received	Asset ID
460-192524-1	TB	Water	09/26/19 00:00	09/26/19 16:34	
460-192524-2	MW-24	Water	09/26/19 10:33	09/26/19 16:34	
460-192524-3	MW-43	Water	09/26/19 11:06	09/26/19 16:34	
460-192524-4	FB	Water	09/26/19 11:39	09/26/19 16:34	
460-192524-5	PZ-23	Water	09/26/19 11:44	09/26/19 16:34	
460-192524-6	MW-36	Water	09/26/19 12:23	09/26/19 16:34	
460-192524-7	MW-31	Water	09/26/19 12:50	09/26/19 16:34	
460-192524-8	MW-71	Water	09/26/19 13:30	09/26/19 16:34	
460-192524-9	MW-54	Water	09/26/19 14:01	09/26/19 16:34	

Detection Summary

Client: ECM, Inc.
Project/Site: 1192 - AGWM 9/2019

Job ID: 460-192524-1

Client Sample ID: TB — Lab Sample ID: 460-192524-1

No Detections.

Client Sample ID: MW-24 — Lab Sample ID: 460-192524-2

Analyte	Result	Qualifier	RL	MDL	Unit	Dil Fac	D	Method	Prep Type
1,1-Dichloroethane	0.33	J	1.0	0.26	ug/L	1		8260C	Total/NA
Benzene	0.91	J	1.0	0.20	ug/L	1		8260C	Total/NA
Chlorobenzene	42		1.0	0.38	ug/L	1		8260C	Total/NA
cis-1,2-Dichloroethene	33		1.0	0.22	ug/L	1		8260C	Total/NA
Tetrachloroethene	0.52	J	1.0	0.25	ug/L	1		8260C	Total/NA
Toluene	0.38	J	1.0	0.38	ug/L	1		8260C	Total/NA
trans-1,2-Dichloroethene	19		1.0	0.24	ug/L	1		8260C	Total/NA
Trichloroethene	4.2		1.0	0.31	ug/L	1		8260C	Total/NA
Vinyl chloride	4.6		1.0	0.17	ug/L	1		8260C	Total/NA

Client Sample ID: MW-43 — Lab Sample ID: 460-192524-3

Analyte	Result	Qualifier	RL	MDL	Unit	Dil Fac	D	Method	Prep Type
1,4-Dioxane	69		50	28	ug/L	1		8260C	Total/NA
Chlorobenzene	4.7		1.0	0.38	ug/L	1		8260C	Total/NA
cis-1,2-Dichloroethene	0.34	J	1.0	0.22	ug/L	1		8260C	Total/NA

Client Sample ID: FB — Lab Sample ID: 460-192524-4

No Detections.

Client Sample ID: PZ-23 — Lab Sample ID: 460-192524-5

Analyte	Result	Qualifier	RL	MDL	Unit	Dil Fac	D	Method	Prep Type
1,4-Dioxane	120		50	28	ug/L	1		8260C	Total/NA
cis-1,2-Dichloroethene	0.26	J	1.0	0.22	ug/L	1		8260C	Total/NA

Client Sample ID: MW-36 — Lab Sample ID: 460-192524-6

Analyte	Result	Qualifier	RL	MDL	Unit	Dil Fac	D	Method	Prep Type
1,4-Dioxane	28	J	50	28	ug/L	1		8260C	Total/NA
Vinyl chloride	0.21	J	1.0	0.17	ug/L	1		8260C	Total/NA

Client Sample ID: MW-31 — Lab Sample ID: 460-192524-7

Analyte	Result	Qualifier	RL	MDL	Unit	Dil Fac	D	Method	Prep Type
1,1-Dichloroethane	0.34	J	1.0	0.26	ug/L	1		8260C	Total/NA
1,1-Dichloroethene	0.26	J	1.0	0.26	ug/L	1		8260C	Total/NA
Benzene	1.8		1.0	0.20	ug/L	1		8260C	Total/NA
Chlorobenzene	170		1.0	0.38	ug/L	1		8260C	Total/NA
Chloroethane	27		1.0	0.32	ug/L	1		8260C	Total/NA
Toluene	0.82	J	1.0	0.38	ug/L	1		8260C	Total/NA
trans-1,2-Dichloroethene	0.24	J	1.0	0.24	ug/L	1		8260C	Total/NA
Xylenes, Total	0.92	J	2.0	0.65	ug/L	1		8260C	Total/NA

Client Sample ID: MW-71 — Lab Sample ID: 460-192524-8

Analyte	Result	Qualifier	RL	MDL	Unit	Dil Fac	D	Method	Prep Type
1,1-Dichloroethane	2.6		1.0	0.26	ug/L	1		8260C	Total/NA
Benzene	1.2		1.0	0.20	ug/L	1		8260C	Total/NA
Chlorobenzene	39		1.0	0.38	ug/L	1		8260C	Total/NA

This Detection Summary does not include radiochemical test results.

Client Sample ID: MW-71 (Continued)
Lab Sample ID: 460-192524-8

Analyte	Result	Qualifier	RL	MDL	Unit	Dil Fac	D	Method	Prep Type
Toluene	0.74	J	1.0	0.38	ug/L	1		8260C	Total/NA

Client Sample ID: MW-54
Lab Sample ID: 460-192524-9

Analyte	Result	Qualifier	RL	MDL	Unit	Dil Fac	D	Method	Prep Type
1,1,1-Trichloroethane	0.33	J	1.0	0.24	ug/L	1		8260C	Total/NA
Tetrachloroethene	8.9		1.0	0.25	ug/L	1		8260C	Total/NA

This Detection Summary does not include radiochemical test results.

Method Summary

Client: ECM, Inc.
Project/Site: 1192 - AGWM 9/2019

Job ID: 460-192524-1

Method	Method Description	Protocol	Laboratory
8260C	Volatile Organic Compounds by GC/MS	SW846	TAL EDI
5030C	Purge and Trap	SW846	TAL EDI

Protocol References:

SW846 = "Test Methods For Evaluating Solid Waste, Physical/Chemical Methods", Third Edition, November 1986 And Its Updates.

Laboratory References:

TAL EDI = Eurofins TestAmerica, Edison, 777 New Durham Road, Edison, NJ 08817, TEL (732)549-3900

Client Sample ID: TB
Lab Sample ID: 460-192524-1

Date Collected: 09/26/19 00:00
Matrix: Water
Date Received: 09/26/19 16:34

Method: 8260C - Volatile Organic Compounds by GC/MS

Analyte	Result	Qualifier	RL	MDL	Unit	D	Prepared	Analyzed	Dil Fac
1,1,1-Trichloroethane	0.24	U	1.0	0.24	ug/L			10/07/19 01:29	1
1,1,2,2-Tetrachloroethane	0.37	U	1.0	0.37	ug/L			10/07/19 01:29	1
1,1,2-Trichloroethane	0.43	U	1.0	0.43	ug/L			10/07/19 01:29	1
1,1-Dichloroethane	0.26	U	1.0	0.26	ug/L			10/07/19 01:29	1
1,1-Dichloroethene	0.26	U	1.0	0.26	ug/L			10/07/19 01:29	1
1,2-Dichloroethane	0.43	U	1.0	0.43	ug/L			10/07/19 01:29	1
1,2-Dichloropropane	0.35	U	1.0	0.35	ug/L			10/07/19 01:29	1
1,4-Dioxane	28	U	50	28	ug/L			10/07/19 01:29	1
2-Butanone	1.9	U	5.0	1.9	ug/L			10/07/19 01:29	1
2-Hexanone	1.1	U	5.0	1.1	ug/L			10/07/19 01:29	1
4-Methyl-2-pentanone	1.3	U	5.0	1.3	ug/L			10/07/19 01:29	1
Acetone	4.4	U	5.0	4.4	ug/L			10/07/19 01:29	1
Benzene	0.20	U	1.0	0.20	ug/L			10/07/19 01:29	1
Bromodichloromethane	0.34	U	1.0	0.34	ug/L			10/07/19 01:29	1
Bromoform	0.54	U	1.0	0.54	ug/L			10/07/19 01:29	1
Bromomethane	0.55	U	1.0	0.55	ug/L			10/07/19 01:29	1
Carbon disulfide	0.82	U	1.0	0.82	ug/L			10/07/19 01:29	1
Carbon tetrachloride	0.21	U	1.0	0.21	ug/L			10/07/19 01:29	1
Chlorobenzene	0.38	U	1.0	0.38	ug/L			10/07/19 01:29	1
Chloroethane	0.32	U	1.0	0.32	ug/L			10/07/19 01:29	1
Chloroform	0.33	U	1.0	0.33	ug/L			10/07/19 01:29	1
Chloromethane	0.40	U	1.0	0.40	ug/L			10/07/19 01:29	1
cis-1,2-Dichloroethene	0.22	U	1.0	0.22	ug/L			10/07/19 01:29	1
cis-1,3-Dichloropropene	0.22	U	1.0	0.22	ug/L			10/07/19 01:29	1
Dibromochloromethane	0.28	U	1.0	0.28	ug/L			10/07/19 01:29	1
Ethylbenzene	0.30	U	1.0	0.30	ug/L			10/07/19 01:29	1
Methylene Chloride	0.32	U	1.0	0.32	ug/L			10/07/19 01:29	1
Styrene	0.42	U	1.0	0.42	ug/L			10/07/19 01:29	1
Tetrachloroethene	0.25	U	1.0	0.25	ug/L			10/07/19 01:29	1
Toluene	0.38	U	1.0	0.38	ug/L			10/07/19 01:29	1
trans-1,2-Dichloroethene	0.24	U	1.0	0.24	ug/L			10/07/19 01:29	1
trans-1,3-Dichloropropene	0.49	U	1.0	0.49	ug/L			10/07/19 01:29	1
Trichloroethene	0.31	U	1.0	0.31	ug/L			10/07/19 01:29	1
Vinyl chloride	0.17	U	1.0	0.17	ug/L			10/07/19 01:29	1
Xylenes, Total	0.65	U	2.0	0.65	ug/L			10/07/19 01:29	1

Tentatively Identified Compound	*Est. Result*	*Qualifier*	*Unit*	*D*	*RT*	*CAS No.*	*Prepared*	*Analyzed*	*Dil Fac*
Tentatively Identified Compound	*None*		*ug/L*					*10/07/19 01:29*	*1*

Surrogate	*%Recovery*	*Qualifier*	*Limits*	*Prepared*	*Analyzed*	*Dil Fac*
1,2-Dichloroethane-d4 (Surr)	*104*		*74 - 132*		*10/07/19 01:29*	*1*
Bromofluorobenzene	*85*		*77 - 124*		*10/07/19 01:29*	*1*
Dibromofluoromethane (Surr)	*97*		*72 - 131*		*10/07/19 01:29*	*1*
Toluene-d8 (Surr)	*88*		*80 - 120*		*10/07/19 01:29*	*1*

Client Sample ID: MW-24
Date Collected: 09/26/19 10:33
Date Received: 09/26/19 16:34

Lab Sample ID: 460-192524-2
Matrix: Water

Method: 8260C - Volatile Organic Compounds by GC/MS

Analyte	Result	Qualifier	RL	MDL	Unit	D	Prepared	Analyzed	Dil Fac
1,1,1-Trichloroethane	0.24	U	1.0	0.24	ug/L			10/07/19 02:25	1
1,1,2,2-Tetrachloroethane	0.37	U	1.0	0.37	ug/L			10/07/19 02:25	1
1,1,2-Trichloroethane	0.43	U	1.0	0.43	ug/L			10/07/19 02:25	1
1,1-Dichloroethane	**0.33**	**J**	1.0	0.26	ug/L			10/07/19 02:25	1
1,1-Dichloroethene	0.26	U	1.0	0.26	ug/L			10/07/19 02:25	1
1,2-Dichloroethane	0.43	U	1.0	0.43	ug/L			10/07/19 02:25	1
1,2-Dichloropropane	0.35	U	1.0	0.35	ug/L			10/07/19 02:25	1
1,4-Dioxane	28	U	50	28	ug/L			10/07/19 02:25	1
2-Butanone	1.9	U	5.0	1.9	ug/L			10/07/19 02:25	1
2-Hexanone	1.1	U	5.0	1.1	ug/L			10/07/19 02:25	1
4-Methyl-2-pentanone	1.3	U	5.0	1.3	ug/L			10/07/19 02:25	1
Acetone	4.4	U	5.0	4.4	ug/L			10/07/19 02:25	1
Benzene	**0.91**	**J**	1.0	0.20	ug/L			10/07/19 02:25	1
Bromodichloromethane	0.34	U	1.0	0.34	ug/L			10/07/19 02:25	1
Bromoform	0.54	U	1.0	0.54	ug/L			10/07/19 02:25	1
Bromomethane	0.55	U	1.0	0.55	ug/L			10/07/19 02:25	1
Carbon disulfide	0.82	U	1.0	0.82	ug/L			10/07/19 02:25	1
Carbon tetrachloride	0.21	U	1.0	0.21	ug/L			10/07/19 02:25	1
Chlorobenzene	**42**		1.0	0.38	ug/L			10/07/19 02:25	1
Chloroethane	0.32	U	1.0	0.32	ug/L			10/07/19 02:25	1
Chloroform	0.33	U	1.0	0.33	ug/L			10/07/19 02:25	1
Chloromethane	0.40	U	1.0	0.40	ug/L			10/07/19 02:25	1
cis-1,2-Dichloroethene	**33**		1.0	0.22	ug/L			10/07/19 02:25	1
cis-1,3-Dichloropropene	0.22	U	1.0	0.22	ug/L			10/07/19 02:25	1
Dibromochloromethane	0.28	U	1.0	0.28	ug/L			10/07/19 02:25	1
Ethylbenzene	0.30	U	1.0	0.30	ug/L			10/07/19 02:25	1
Methylene Chloride	0.32	U	1.0	0.32	ug/L			10/07/19 02:25	1
Styrene	0.42	U	1.0	0.42	ug/L			10/07/19 02:25	1
Tetrachloroethene	**0.52**	**J**	1.0	0.25	ug/L			10/07/19 02:25	1
Toluene	**0.38**	**J**	1.0	0.38	ug/L			10/07/19 02:25	1
trans-1,2-Dichloroethene	**19**		1.0	0.24	ug/L			10/07/19 02:25	1
trans-1,3-Dichloropropene	0.49	U	1.0	0.49	ug/L			10/07/19 02:25	1
Trichloroethene	**4.2**		1.0	0.31	ug/L			10/07/19 02:25	1
Vinyl chloride	**4.6**		1.0	0.17	ug/L			10/07/19 02:25	1
Xylenes, Total	0.65	U	2.0	0.65	ug/L			10/07/19 02:25	1

Tentatively Identified Compound	*Est. Result*	*Qualifier*	*Unit*	*D*	*RT*	*CAS No.*	*Prepared*	*Analyzed*	*Dil Fac*
Tentatively Identified Compound	*None*		*ug/L*					*10/07/19 02:25*	*1*

Surrogate	*%Recovery*	*Qualifier*	*Limits*	*Prepared*	*Analyzed*	*Dil Fac*
1,2-Dichloroethane-d4 (Surr)	*109*		*74 - 132*		*10/07/19 02:25*	*1*
Bromofluorobenzene	*89*		*77 - 124*		*10/07/19 02:25*	*1*
Dibromofluoromethane (Surr)	*102*		*72 - 131*		*10/07/19 02:25*	*1*
Toluene-d8 (Surr)	*94*		*80 - 120*		*10/07/19 02:25*	*1*

Client Sample ID: MW-43
Date Collected: 09/26/19 11:06
Date Received: 09/26/19 16:34

Lab Sample ID: 460-192524-3
Matrix: Water

Method: 8260C - Volatile Organic Compounds by GC/MS

Analyte	Result	Qualifier	RL	MDL	Unit	D	Prepared	Analyzed	Dil Fac
1,1,1-Trichloroethane	0.24	U	1.0	0.24	ug/L			10/07/19 02:52	1
1,1,2,2-Tetrachloroethane	0.37	U	1.0	0.37	ug/L			10/07/19 02:52	1
1,1,2-Trichloroethane	0.43	U	1.0	0.43	ug/L			10/07/19 02:52	1
1,1-Dichloroethane	0.26	U	1.0	0.26	ug/L			10/07/19 02:52	1
1,1-Dichloroethene	0.26	U	1.0	0.26	ug/L			10/07/19 02:52	1
1,2-Dichloroethane	0.43	U	1.0	0.43	ug/L			10/07/19 02:52	1
1,2-Dichloropropane	0.35	U	1.0	0.35	ug/L			10/07/19 02:52	1
1,4-Dioxane	**69**		50	28	ug/L			10/07/19 02:52	1
2-Butanone	1.9	U	5.0	1.9	ug/L			10/07/19 02:52	1
2-Hexanone	1.1	U	5.0	1.1	ug/L			10/07/19 02:52	1
4-Methyl-2-pentanone	1.3	U	5.0	1.3	ug/L			10/07/19 02:52	1
Acetone	4.4	U	5.0	4.4	ug/L			10/07/19 02:52	1
Benzene	0.20	U	1.0	0.20	ug/L			10/07/19 02:52	1
Bromodichloromethane	0.34	U	1.0	0.34	ug/L			10/07/19 02:52	1
Bromoform	0.54	U	1.0	0.54	ug/L			10/07/19 02:52	1
Bromomethane	0.55	U	1.0	0.55	ug/L			10/07/19 02:52	1
Carbon disulfide	0.82	U	1.0	0.82	ug/L			10/07/19 02:52	1
Carbon tetrachloride	0.21	U	1.0	0.21	ug/L			10/07/19 02:52	1
Chlorobenzene	**4.7**		1.0	0.38	ug/L			10/07/19 02:52	1
Chloroethane	0.32	U	1.0	0.32	ug/L			10/07/19 02:52	1
Chloroform	0.33	U	1.0	0.33	ug/L			10/07/19 02:52	1
Chloromethane	0.40	U	1.0	0.40	ug/L			10/07/19 02:52	1
cis-1,2-Dichloroethene	**0.34**	**J**	1.0	0.22	ug/L			10/07/19 02:52	1
cis-1,3-Dichloropropene	0.22	U	1.0	0.22	ug/L			10/07/19 02:52	1
Dibromochloromethane	0.28	U	1.0	0.28	ug/L			10/07/19 02:52	1
Ethylbenzene	0.30	U	1.0	0.30	ug/L			10/07/19 02:52	1
Methylene Chloride	0.32	U	1.0	0.32	ug/L			10/07/19 02:52	1
Styrene	0.42	U	1.0	0.42	ug/L			10/07/19 02:52	1
Tetrachloroethene	0.25	U	1.0	0.25	ug/L			10/07/19 02:52	1
Toluene	0.38	U	1.0	0.38	ug/L			10/07/19 02:52	1
trans-1,2-Dichloroethene	0.24	U	1.0	0.24	ug/L			10/07/19 02:52	1
trans-1,3-Dichloropropene	0.49	U	1.0	0.49	ug/L			10/07/19 02:52	1
Trichloroethene	0.31	U	1.0	0.31	ug/L			10/07/19 02:52	1
Vinyl chloride	0.17	U	1.0	0.17	ug/L			10/07/19 02:52	1
Xylenes, Total	0.65	U	2.0	0.65	ug/L			10/07/19 02:52	1

Tentatively Identified Compound	*Est. Result*	*Qualifier*	*Unit*	*D*	*RT*	*CAS No.*	*Prepared*	*Analyzed*	*Dil Fac*
Tentatively Identified Compound	*None*		*ug/L*					*10/07/19 02:52*	*1*

Surrogate	*%Recovery*	*Qualifier*	*Limits*	*Prepared*	*Analyzed*	*Dil Fac*
1,2-Dichloroethane-d4 (Surr)	*103*		*74 - 132*		*10/07/19 02:52*	*1*
Bromofluorobenzene	*85*		*77 - 124*		*10/07/19 02:52*	*1*
Dibromofluoromethane (Surr)	*97*		*72 - 131*		*10/07/19 02:52*	*1*
Toluene-d8 (Surr)	*90*		*80 - 120*		*10/07/19 02:52*	*1*

Client Sample ID: FB
Lab Sample ID: 460-192524-4

Date Collected: 09/26/19 11:39
Matrix: Water
Date Received: 09/26/19 16:34

Method: 8260C - Volatile Organic Compounds by GC/MS

Analyte	Result	Qualifier	RL	MDL	Unit	D	Prepared	Analyzed	Dil Fac
1,1,1-Trichloroethane	0.24	U	1.0	0.24	ug/L			10/07/19 01:57	1
1,1,2,2-Tetrachloroethane	0.37	U	1.0	0.37	ug/L			10/07/19 01:57	1
1,1,2-Trichloroethane	0.43	U	1.0	0.43	ug/L			10/07/19 01:57	1
1,1-Dichloroethane	0.26	U	1.0	0.26	ug/L			10/07/19 01:57	1
1,1-Dichloroethene	0.26	U	1.0	0.26	ug/L			10/07/19 01:57	1
1,2-Dichloroethane	0.43	U	1.0	0.43	ug/L			10/07/19 01:57	1
1,2-Dichloropropane	0.35	U	1.0	0.35	ug/L			10/07/19 01:57	1
1,4-Dioxane	28	U	50	28	ug/L			10/07/19 01:57	1
2-Butanone	1.9	U	5.0	1.9	ug/L			10/07/19 01:57	1
2-Hexanone	1.1	U	5.0	1.1	ug/L			10/07/19 01:57	1
4-Methyl-2-pentanone	1.3	U	5.0	1.3	ug/L			10/07/19 01:57	1
Acetone	4.4	U	5.0	4.4	ug/L			10/07/19 01:57	1
Benzene	0.20	U	1.0	0.20	ug/L			10/07/19 01:57	1
Bromodichloromethane	0.34	U	1.0	0.34	ug/L			10/07/19 01:57	1
Bromoform	0.54	U	1.0	0.54	ug/L			10/07/19 01:57	1
Bromomethane	0.55	U	1.0	0.55	ug/L			10/07/19 01:57	1
Carbon disulfide	0.82	U	1.0	0.82	ug/L			10/07/19 01:57	1
Carbon tetrachloride	0.21	U	1.0	0.21	ug/L			10/07/19 01:57	1
Chlorobenzene	0.38	U	1.0	0.38	ug/L			10/07/19 01:57	1
Chloroethane	0.32	U	1.0	0.32	ug/L			10/07/19 01:57	1
Chloroform	0.33	U	1.0	0.33	ug/L			10/07/19 01:57	1
Chloromethane	0.40	U	1.0	0.40	ug/L			10/07/19 01:57	1
cis-1,2-Dichloroethene	0.22	U	1.0	0.22	ug/L			10/07/19 01:57	1
cis-1,3-Dichloropropene	0.22	U	1.0	0.22	ug/L			10/07/19 01:57	1
Dibromochloromethane	0.28	U	1.0	0.28	ug/L			10/07/19 01:57	1
Ethylbenzene	0.30	U	1.0	0.30	ug/L			10/07/19 01:57	1
Methylene Chloride	0.32	U	1.0	0.32	ug/L			10/07/19 01:57	1
Styrene	0.42	U	1.0	0.42	ug/L			10/07/19 01:57	1
Tetrachloroethene	0.25	U	1.0	0.25	ug/L			10/07/19 01:57	1
Toluene	0.38	U	1.0	0.38	ug/L			10/07/19 01:57	1
trans-1,2-Dichloroethene	0.24	U	1.0	0.24	ug/L			10/07/19 01:57	1
trans-1,3-Dichloropropene	0.49	U	1.0	0.49	ug/L			10/07/19 01:57	1
Trichloroethene	0.31	U	1.0	0.31	ug/L			10/07/19 01:57	1
Vinyl chloride	0.17	U	1.0	0.17	ug/L			10/07/19 01:57	1
Xylenes, Total	0.65	U	2.0	0.65	ug/L			10/07/19 01:57	1

Tentatively Identified Compound	*Est. Result*	*Qualifier*	*Unit*	*D*	*RT*	*CAS No.*	*Prepared*	*Analyzed*	*Dil Fac*
Tentatively Identified Compound	*None*		*ug/L*					*10/07/19 01:57*	*1*

Surrogate	*%Recovery*	*Qualifier*	*Limits*	*Prepared*	*Analyzed*	*Dil Fac*
1,2-Dichloroethane-d4 (Surr)	*107*		*74 - 132*		*10/07/19 01:57*	*1*
Bromofluorobenzene	*89*		*77 - 124*		*10/07/19 01:57*	*1*
Dibromofluoromethane (Surr)	*99*		*72 - 131*		*10/07/19 01:57*	*1*
Toluene-d8 (Surr)	*93*		*80 - 120*		*10/07/19 01:57*	*1*

Client Sample ID: PZ-23
Date Collected: 09/26/19 11:44
Date Received: 09/26/19 16:34

Lab Sample ID: 460-192524-5
Matrix: Water

Method: 8260C - Volatile Organic Compounds by GC/MS

Analyte	Result	Qualifier	RL	MDL	Unit	D	Prepared	Analyzed	Dil Fac
1,1,1-Trichloroethane	0.24	U	1.0	0.24	ug/L			10/07/19 03:20	1
1,1,2,2-Tetrachloroethane	0.37	U	1.0	0.37	ug/L			10/07/19 03:20	1
1,1,2-Trichloroethane	0.43	U	1.0	0.43	ug/L			10/07/19 03:20	1
1,1-Dichloroethane	0.26	U	1.0	0.26	ug/L			10/07/19 03:20	1
1,1-Dichloroethene	0.26	U	1.0	0.26	ug/L			10/07/19 03:20	1
1,2-Dichloroethane	0.43	U	1.0	0.43	ug/L			10/07/19 03:20	1
1,2-Dichloropropane	0.35	U	1.0	0.35	ug/L			10/07/19 03:20	1
1,4-Dioxane	**120**		50	28	ug/L			10/07/19 03:20	1
2-Butanone	1.9	U	5.0	1.9	ug/L			10/07/19 03:20	1
2-Hexanone	1.1	U	5.0	1.1	ug/L			10/07/19 03:20	1
4-Methyl-2-pentanone	1.3	U	5.0	1.3	ug/L			10/07/19 03:20	1
Acetone	4.4	U	5.0	4.4	ug/L			10/07/19 03:20	1
Benzene	0.20	U	1.0	0.20	ug/L			10/07/19 03:20	1
Bromodichloromethane	0.34	U	1.0	0.34	ug/L			10/07/19 03:20	1
Bromoform	0.54	U	1.0	0.54	ug/L			10/07/19 03:20	1
Bromomethane	0.55	U	1.0	0.55	ug/L			10/07/19 03:20	1
Carbon disulfide	0.82	U	1.0	0.82	ug/L			10/07/19 03:20	1
Carbon tetrachloride	0.21	U	1.0	0.21	ug/L			10/07/19 03:20	1
Chlorobenzene	0.38	U	1.0	0.38	ug/L			10/07/19 03:20	1
Chloroethane	0.32	U	1.0	0.32	ug/L			10/07/19 03:20	1
Chloroform	0.33	U	1.0	0.33	ug/L			10/07/19 03:20	1
Chloromethane	0.40	U	1.0	0.40	ug/L			10/07/19 03:20	1
cis-1,2-Dichloroethene	**0.26**	**J**	1.0	0.22	ug/L			10/07/19 03:20	1
cis-1,3-Dichloropropene	0.22	U	1.0	0.22	ug/L			10/07/19 03:20	1
Dibromochloromethane	0.28	U	1.0	0.28	ug/L			10/07/19 03:20	1
Ethylbenzene	0.30	U	1.0	0.30	ug/L			10/07/19 03:20	1
Methylene Chloride	0.32	U	1.0	0.32	ug/L			10/07/19 03:20	1
Styrene	0.42	U	1.0	0.42	ug/L			10/07/19 03:20	1
Tetrachloroethene	0.25	U	1.0	0.25	ug/L			10/07/19 03:20	1
Toluene	0.38	U	1.0	0.38	ug/L			10/07/19 03:20	1
trans-1,2-Dichloroethene	0.24	U	1.0	0.24	ug/L			10/07/19 03:20	1
trans-1,3-Dichloropropene	0.49	U	1.0	0.49	ug/L			10/07/19 03:20	1
Trichloroethene	0.31	U	1.0	0.31	ug/L			10/07/19 03:20	1
Vinyl chloride	0.17	U	1.0	0.17	ug/L			10/07/19 03:20	1
Xylenes, Total	0.65	U	2.0	0.65	ug/L			10/07/19 03:20	1

Tentatively Identified Compound	*Est. Result*	*Qualifier*	*Unit*	*D*	*RT*	*CAS No.*	*Prepared*	*Analyzed*	*Dil Fac*
Ethyl ether	*6.5*	*J N*	*ug/L*		*1.50*	*60-29-7*		*10/07/19 03:20*	*1*

Surrogate	*%Recovery*	*Qualifier*	*Limits*	*Prepared*	*Analyzed*	*Dil Fac*
1,2-Dichloroethane-d4 (Surr)	*118*		*74 - 132*		*10/07/19 03:20*	*1*
Bromofluorobenzene	*97*		*77 - 124*		*10/07/19 03:20*	*1*
Dibromofluoromethane (Surr)	*110*		*72 - 131*		*10/07/19 03:20*	*1*
Toluene-d8 (Surr)	*102*		*80 - 120*		*10/07/19 03:20*	*1*

Client Sample ID: MW-36
Date Collected: 09/26/19 12:23
Date Received: 09/26/19 16:34

Lab Sample ID: 460-192524-6
Matrix: Water

Method: 8260C - Volatile Organic Compounds by GC/MS

Analyte	Result	Qualifier	RL	MDL	Unit	D	Prepared	Analyzed	Dil Fac
1,1,1-Trichloroethane	0.24	U	1.0	0.24	ug/L			10/07/19 03:48	1
1,1,2,2-Tetrachloroethane	0.37	U	1.0	0.37	ug/L			10/07/19 03:48	1
1,1,2-Trichloroethane	0.43	U	1.0	0.43	ug/L			10/07/19 03:48	1
1,1-Dichloroethane	0.26	U	1.0	0.26	ug/L			10/07/19 03:48	1
1,1-Dichloroethene	0.26	U	1.0	0.26	ug/L			10/07/19 03:48	1
1,2-Dichloroethane	0.43	U	1.0	0.43	ug/L			10/07/19 03:48	1
1,2-Dichloropropane	0.35	U	1.0	0.35	ug/L			10/07/19 03:48	1
1,4-Dioxane	**28**	**J**	50	28	ug/L			10/07/19 03:48	1
2-Butanone	1.9	U	5.0	1.9	ug/L			10/07/19 03:48	1
2-Hexanone	1.1	U	5.0	1.1	ug/L			10/07/19 03:48	1
4-Methyl-2-pentanone	1.3	U	5.0	1.3	ug/L			10/07/19 03:48	1
Acetone	4.4	U	5.0	4.4	ug/L			10/07/19 03:48	1
Benzene	0.20	U	1.0	0.20	ug/L			10/07/19 03:48	1
Bromodichloromethane	0.34	U	1.0	0.34	ug/L			10/07/19 03:48	1
Bromoform	0.54	U	1.0	0.54	ug/L			10/07/19 03:48	1
Bromomethane	0.55	U	1.0	0.55	ug/L			10/07/19 03:48	1
Carbon disulfide	0.82	U	1.0	0.82	ug/L			10/07/19 03:48	1
Carbon tetrachloride	0.21	U	1.0	0.21	ug/L			10/07/19 03:48	1
Chlorobenzene	0.38	U	1.0	0.38	ug/L			10/07/19 03:48	1
Chloroethane	0.32	U	1.0	0.32	ug/L			10/07/19 03:48	1
Chloroform	0.33	U	1.0	0.33	ug/L			10/07/19 03:48	1
Chloromethane	0.40	U	1.0	0.40	ug/L			10/07/19 03:48	1
cis-1,2-Dichloroethene	0.22	U	1.0	0.22	ug/L			10/07/19 03:48	1
cis-1,3-Dichloropropene	0.22	U	1.0	0.22	ug/L			10/07/19 03:48	1
Dibromochloromethane	0.28	U	1.0	0.28	ug/L			10/07/19 03:48	1
Ethylbenzene	0.30	U	1.0	0.30	ug/L			10/07/19 03:48	1
Methylene Chloride	0.32	U	1.0	0.32	ug/L			10/07/19 03:48	1
Styrene	0.42	U	1.0	0.42	ug/L			10/07/19 03:48	1
Tetrachloroethene	0.25	U	1.0	0.25	ug/L			10/07/19 03:48	1
Toluene	0.38	U	1.0	0.38	ug/L			10/07/19 03:48	1
trans-1,2-Dichloroethene	0.24	U	1.0	0.24	ug/L			10/07/19 03:48	1
trans-1,3-Dichloropropene	0.49	U	1.0	0.49	ug/L			10/07/19 03:48	1
Trichloroethene	0.31	U	1.0	0.31	ug/L			10/07/19 03:48	1
Vinyl chloride	**0.21**	**J**	1.0	0.17	ug/L			10/07/19 03:48	1
Xylenes, Total	0.65	U	2.0	0.65	ug/L			10/07/19 03:48	1

Tentatively Identified Compound	*Est. Result*	*Qualifier*	*Unit*	*D*	*RT*	*CAS No.*	*Prepared*	*Analyzed*	*Dil Fac*
Tentatively Identified Compound	*None*		*ug/L*					*10/07/19 03:48*	*1*

Surrogate	*%Recovery*	*Qualifier*	*Limits*	*Prepared*	*Analyzed*	*Dil Fac*
1,2-Dichloroethane-d4 (Surr)	*101*		*74 - 132*		*10/07/19 03:48*	*1*
Bromofluorobenzene	*84*		*77 - 124*		*10/07/19 03:48*	*1*
Dibromofluoromethane (Surr)	*95*		*72 - 131*		*10/07/19 03:48*	*1*
Toluene-d8 (Surr)	*87*		*80 - 120*		*10/07/19 03:48*	*1*

Client Sample ID: MW-31
Date Collected: 09/26/19 12:50
Date Received: 09/26/19 16:34

Lab Sample ID: 460-192524-7
Matrix: Water

Method: 8260C - Volatile Organic Compounds by GC/MS

Analyte	Result	Qualifier	RL	MDL	Unit	D	Prepared	Analyzed	Dil Fac
1,1,1-Trichloroethane	0.24	U	1.0	0.24	ug/L			10/07/19 04:29	1
1,1,2,2-Tetrachloroethane	0.37	U	1.0	0.37	ug/L			10/07/19 04:29	1
1,1,2-Trichloroethane	0.43	U	1.0	0.43	ug/L			10/07/19 04:29	1
1,1-Dichloroethane	**0.34**	**J**	1.0	0.26	ug/L			10/07/19 04:29	1
1,1-Dichloroethene	**0.26**	**J**	1.0	0.26	ug/L			10/07/19 04:29	1
1,2-Dichloroethane	0.43	U	1.0	0.43	ug/L			10/07/19 04:29	1
1,2-Dichloropropane	0.35	U	1.0	0.35	ug/L			10/07/19 04:29	1
1,4-Dioxane	28	U	50	28	ug/L			10/07/19 04:29	1
2-Butanone	1.9	U	5.0	1.9	ug/L			10/07/19 04:29	1
2-Hexanone	1.1	U	5.0	1.1	ug/L			10/07/19 04:29	1
4-Methyl-2-pentanone	1.3	U	5.0	1.3	ug/L			10/07/19 04:29	1
Acetone	4.4	U	5.0	4.4	ug/L			10/07/19 04:29	1
Benzene	**1.8**		1.0	0.20	ug/L			10/07/19 04:29	1
Bromodichloromethane	0.34	U	1.0	0.34	ug/L			10/07/19 04:29	1
Bromoform	0.54	U	1.0	0.54	ug/L			10/07/19 04:29	1
Bromomethane	0.55	U	1.0	0.55	ug/L			10/07/19 04:29	1
Carbon disulfide	0.82	U	1.0	0.82	ug/L			10/07/19 04:29	1
Carbon tetrachloride	0.21	U	1.0	0.21	ug/L			10/07/19 04:29	1
Chlorobenzene	**170**		1.0	0.38	ug/L			10/07/19 04:29	1
Chloroethane	**27**		1.0	0.32	ug/L			10/07/19 04:29	1
Chloroform	0.33	U	1.0	0.33	ug/L			10/07/19 04:29	1
Chloromethane	0.40	U	1.0	0.40	ug/L			10/07/19 04:29	1
cis-1,2-Dichloroethene	0.22	U	1.0	0.22	ug/L			10/07/19 04:29	1
cis-1,3-Dichloropropene	0.22	U	1.0	0.22	ug/L			10/07/19 04:29	1
Dibromochloromethane	0.28	U	1.0	0.28	ug/L			10/07/19 04:29	1
Ethylbenzene	0.30	U	1.0	0.30	ug/L			10/07/19 04:29	1
Methylene Chloride	0.32	U	1.0	0.32	ug/L			10/07/19 04:29	1
Styrene	0.42	U	1.0	0.42	ug/L			10/07/19 04:29	1
Tetrachloroethene	0.25	U	1.0	0.25	ug/L			10/07/19 04:29	1
Toluene	**0.82**	**J**	1.0	0.38	ug/L			10/07/19 04:29	1
trans-1,2-Dichloroethene	**0.24**	**J**	1.0	0.24	ug/L			10/07/19 04:29	1
trans-1,3-Dichloropropene	0.49	U	1.0	0.49	ug/L			10/07/19 04:29	1
Trichloroethene	0.31	U	1.0	0.31	ug/L			10/07/19 04:29	1
Vinyl chloride	0.17	U	1.0	0.17	ug/L			10/07/19 04:29	1
Xylenes, Total	**0.92**	**J**	2.0	0.65	ug/L			10/07/19 04:29	1

Tentatively Identified Compound	*Est. Result*	*Qualifier*	*Unit*	*D*	*RT*	*CAS No.*	*Prepared*	*Analyzed*	*Dil Fac*
Ethyl ether	*48*	*J N*	*ug/L*		*1.50*	*60-29-7*		*10/07/19 04:29*	*1*
Diethyl sulfide	*6.3*	*J N*	*ug/L*		*4.09*	*352-93-2*		*10/07/19 04:29*	*1*
2-Butene, 1-chloro-	*7.7*	*J N*	*ug/L*		*7.45*	*591-97-9*		*10/07/19 04:29*	*1*
Benzene, 1-chloro-2-methyl-	*37*	*J N*	*ug/L*		*9.52*	*95-49-8*		*10/07/19 04:29*	*1*

Surrogate	*%Recovery*	*Qualifier*	*Limits*	*Prepared*	*Analyzed*	*Dil Fac*
1,2-Dichloroethane-d4 (Surr)	*102*		*74 - 132*		*10/07/19 04:29*	*1*
Bromofluorobenzene	*90*		*77 - 124*		*10/07/19 04:29*	*1*
Dibromofluoromethane (Surr)	*101*		*72 - 131*		*10/07/19 04:29*	*1*
Toluene-d8 (Surr)	*93*		*80 - 120*		*10/07/19 04:29*	*1*

Client Sample ID: MW-71
Date Collected: 09/26/19 13:30
Date Received: 09/26/19 16:34

Lab Sample ID: 460-192524-8
Matrix: Water

Method: 8260C - Volatile Organic Compounds by GC/MS

Analyte	Result	Qualifier	RL	MDL	Unit	D	Prepared	Analyzed	Dil Fac
1,1,1-Trichloroethane	0.24	U	1.0	0.24	ug/L			10/07/19 11:12	1
1,1,2,2-Tetrachloroethane	0.37	U	1.0	0.37	ug/L			10/07/19 11:12	1
1,1,2-Trichloroethane	0.43	U	1.0	0.43	ug/L			10/07/19 11:12	1
1,1-Dichloroethane	**2.6**		1.0	0.26	ug/L			10/07/19 11:12	1
1,1-Dichloroethene	0.26	U	1.0	0.26	ug/L			10/07/19 11:12	1
1,2-Dichloroethane	0.43	U	1.0	0.43	ug/L			10/07/19 11:12	1
1,2-Dichloropropane	0.35	U	1.0	0.35	ug/L			10/07/19 11:12	1
1,4-Dioxane	28	U	50	28	ug/L			10/07/19 11:12	1
2-Butanone	1.9	U	5.0	1.9	ug/L			10/07/19 11:12	1
2-Hexanone	1.1	U	5.0	1.1	ug/L			10/07/19 11:12	1
4-Methyl-2-pentanone	1.3	U	5.0	1.3	ug/L			10/07/19 11:12	1
Acetone	4.4	U	5.0	4.4	ug/L			10/07/19 11:12	1
Benzene	**1.2**		1.0	0.20	ug/L			10/07/19 11:12	1
Bromodichloromethane	0.34	U	1.0	0.34	ug/L			10/07/19 11:12	1
Bromoform	0.54	U	1.0	0.54	ug/L			10/07/19 11:12	1
Bromomethane	0.55	U	1.0	0.55	ug/L			10/07/19 11:12	1
Carbon disulfide	0.82	U	1.0	0.82	ug/L			10/07/19 11:12	1
Carbon tetrachloride	0.21	U	1.0	0.21	ug/L			10/07/19 11:12	1
Chlorobenzene	**39**		1.0	0.38	ug/L			10/07/19 11:12	1
Chloroethane	0.32	U	1.0	0.32	ug/L			10/07/19 11:12	1
Chloroform	0.33	U	1.0	0.33	ug/L			10/07/19 11:12	1
Chloromethane	0.40	U	1.0	0.40	ug/L			10/07/19 11:12	1
cis-1,2-Dichloroethene	0.22	U	1.0	0.22	ug/L			10/07/19 11:12	1
cis-1,3-Dichloropropene	0.22	U	1.0	0.22	ug/L			10/07/19 11:12	1
Dibromochloromethane	0.28	U	1.0	0.28	ug/L			10/07/19 11:12	1
Ethylbenzene	0.30	U	1.0	0.30	ug/L			10/07/19 11:12	1
Methylene Chloride	0.32	U	1.0	0.32	ug/L			10/07/19 11:12	1
Styrene	0.42	U	1.0	0.42	ug/L			10/07/19 11:12	1
Tetrachloroethene	0.25	U	1.0	0.25	ug/L			10/07/19 11:12	1
Toluene	**0.74**	**J**	1.0	0.38	ug/L			10/07/19 11:12	1
trans-1,2-Dichloroethene	0.24	U	1.0	0.24	ug/L			10/07/19 11:12	1
trans-1,3-Dichloropropene	0.49	U	1.0	0.49	ug/L			10/07/19 11:12	1
Trichloroethene	0.31	U	1.0	0.31	ug/L			10/07/19 11:12	1
Vinyl chloride	0.17	U	1.0	0.17	ug/L			10/07/19 11:12	1
Xylenes, Total	0.65	U	2.0	0.65	ug/L			10/07/19 11:12	1

Tentatively Identified Compound	*Est. Result*	*Qualifier*	*Unit*	*D*	*RT*	*CAS No.*	*Prepared*	*Analyzed*	*Dil Fac*
Ethyl ether	*16*	*J N*	*ug/L*		*1.50*	*60-29-7*		*10/07/19 11:12*	*1*

Surrogate	*%Recovery*	*Qualifier*	*Limits*	*Prepared*	*Analyzed*	*Dil Fac*
1,2-Dichloroethane-d4 (Surr)	*106*		*74 - 132*		*10/07/19 11:12*	*1*
Bromofluorobenzene	*83*		*77 - 124*		*10/07/19 11:12*	*1*
Dibromofluoromethane (Surr)	*102*		*72 - 131*		*10/07/19 11:12*	*1*
Toluene-d8 (Surr)	*94*		*80 - 120*		*10/07/19 11:12*	*1*

Client Sample ID: MW-54
Date Collected: 09/26/19 14:01
Date Received: 09/26/19 16:34

Lab Sample ID: 460-192524-9
Matrix: Water

Method: 8260C - Volatile Organic Compounds by GC/MS

Analyte	Result	Qualifier	RL	MDL	Unit	D	Prepared	Analyzed	Dil Fac
1,1,1-Trichloroethane	**0.33**	**J**	1.0	0.24	ug/L			10/07/19 11:40	1
1,1,2,2-Tetrachloroethane	0.37	U	1.0	0.37	ug/L			10/07/19 11:40	1
1,1,2-Trichloroethane	0.43	U	1.0	0.43	ug/L			10/07/19 11:40	1
1,1-Dichloroethane	0.26	U	1.0	0.26	ug/L			10/07/19 11:40	1
1,1-Dichloroethene	0.26	U	1.0	0.26	ug/L			10/07/19 11:40	1
1,2-Dichloroethane	0.43	U	1.0	0.43	ug/L			10/07/19 11:40	1
1,2-Dichloropropane	0.35	U	1.0	0.35	ug/L			10/07/19 11:40	1
1,4-Dioxane	28	U	50	28	ug/L			10/07/19 11:40	1
2-Butanone	1.9	U	5.0	1.9	ug/L			10/07/19 11:40	1
2-Hexanone	1.1	U	5.0	1.1	ug/L			10/07/19 11:40	1
4-Methyl-2-pentanone	1.3	U	5.0	1.3	ug/L			10/07/19 11:40	1
Acetone	4.4	U	5.0	4.4	ug/L			10/07/19 11:40	1
Benzene	0.20	U	1.0	0.20	ug/L			10/07/19 11:40	1
Bromodichloromethane	0.34	U	1.0	0.34	ug/L			10/07/19 11:40	1
Bromoform	0.54	U	1.0	0.54	ug/L			10/07/19 11:40	1
Bromomethane	0.55	U	1.0	0.55	ug/L			10/07/19 11:40	1
Carbon disulfide	0.82	U	1.0	0.82	ug/L			10/07/19 11:40	1
Carbon tetrachloride	0.21	U	1.0	0.21	ug/L			10/07/19 11:40	1
Chlorobenzene	0.38	U	1.0	0.38	ug/L			10/07/19 11:40	1
Chloroethane	0.32	U	1.0	0.32	ug/L			10/07/19 11:40	1
Chloroform	0.33	U	1.0	0.33	ug/L			10/07/19 11:40	1
Chloromethane	0.40	U	1.0	0.40	ug/L			10/07/19 11:40	1
cis-1,2-Dichloroethene	0.22	U	1.0	0.22	ug/L			10/07/19 11:40	1
cis-1,3-Dichloropropene	0.22	U	1.0	0.22	ug/L			10/07/19 11:40	1
Dibromochloromethane	0.28	U	1.0	0.28	ug/L			10/07/19 11:40	1
Ethylbenzene	0.30	U	1.0	0.30	ug/L			10/07/19 11:40	1
Methylene Chloride	0.32	U	1.0	0.32	ug/L			10/07/19 11:40	1
Styrene	0.42	U	1.0	0.42	ug/L			10/07/19 11:40	1
Tetrachloroethene	**8.9**		1.0	0.25	ug/L			10/07/19 11:40	1
Toluene	0.38	U	1.0	0.38	ug/L			10/07/19 11:40	1
trans-1,2-Dichloroethene	0.24	U	1.0	0.24	ug/L			10/07/19 11:40	1
trans-1,3-Dichloropropene	0.49	U	1.0	0.49	ug/L			10/07/19 11:40	1
Trichloroethene	0.31	U	1.0	0.31	ug/L			10/07/19 11:40	1
Vinyl chloride	0.17	U	1.0	0.17	ug/L			10/07/19 11:40	1
Xylenes, Total	0.65	U	2.0	0.65	ug/L			10/07/19 11:40	1

Tentatively Identified Compound	*Est. Result*	*Qualifier*	*Unit*	*D*	*RT*	*CAS No.*	*Prepared*	*Analyzed*	*Dil Fac*
Tentatively Identified Compound	*None*		*ug/L*					*10/07/19 11:40*	*1*

Surrogate	*%Recovery*	*Qualifier*	*Limits*	*Prepared*	*Analyzed*	*Dil Fac*
1,2-Dichloroethane-d4 (Surr)	*105*		*74 - 132*		*10/07/19 11:40*	*1*
Bromofluorobenzene	*89*		*77 - 124*		*10/07/19 11:40*	*1*
Dibromofluoromethane (Surr)	*101*		*72 - 131*		*10/07/19 11:40*	*1*
Toluene-d8 (Surr)	*95*		*80 - 120*		*10/07/19 11:40*	*1*

Surrogate Summary

Client: ECM, Inc.
Project/Site: 1192 - AGWM 9/2019

Job ID: 460-192524-1

Method: 8260C - Volatile Organic Compounds by GC/MS

Matrix: Water

Prep Type: Total/NA

		Percent Surrogate Recovery (Acceptance Limits)			
		DCA	BFB	DBFM	TOL
Lab Sample ID	Client Sample ID	(74-132)	(77-124)	(72-131)	(80-120)
460-192524-1	TB	104	85	97	88
460-192524-2	MW-24	109	89	102	94
460-192524-3	MW-43	103	85	97	90
460-192524-4	FB	107	89	99	93
460-192524-5	PZ-23	118	97	110	102
460-192524-6	MW-36	101	84	95	87
460-192524-7	MW-31	102	90	101	93
460-192524-8	MW-71	106	83	102	94
460-192524-9	MW-54	105	89	101	95
LCS 460-645002/3	Lab Control Sample	105	96	103	94
LCS 460-645075/3	Lab Control Sample	106	94	101	95
LCSD 460-645002/4	Lab Control Sample Dup	102	90	100	90
LCSD 460-645075/4	Lab Control Sample Dup	108	95	100	93
MB 460-645002/9	Method Blank	105	87	101	95
MB 460-645075/9	Method Blank	108	87	104	94

Surrogate Legend

DCA = 1,2-Dichloroethane-d4 (Surr)
BFB = Bromofluorobenzene
DBFM = Dibromofluoromethane (Surr)
TOL = Toluene-d8 (Surr)

Method: 8260C - Volatile Organic Compounds by GC/MS

Lab Sample ID: MB 460-645002/9
Matrix: Water
Analysis Batch: 645002

Client Sample ID: Method Blank
Prep Type: Total/NA

Analyte	MB Result	MB Qualifier	RL	MDL	Unit	D	Prepared	Analyzed	Dil Fac
1,1,1-Trichloroethane	0.24	U	1.0	0.24	ug/L			10/06/19 20:15	1
1,1,2,2-Tetrachloroethane	0.37	U	1.0	0.37	ug/L			10/06/19 20:15	1
1,1,2-Trichloroethane	0.43	U	1.0	0.43	ug/L			10/06/19 20:15	1
1,1-Dichloroethane	0.26	U	1.0	0.26	ug/L			10/06/19 20:15	1
1,1-Dichloroethene	0.26	U	1.0	0.26	ug/L			10/06/19 20:15	1
1,2-Dichloroethane	0.43	U	1.0	0.43	ug/L			10/06/19 20:15	1
1,2-Dichloropropane	0.35	U	1.0	0.35	ug/L			10/06/19 20:15	1
1,4-Dioxane	28	U	50	28	ug/L			10/06/19 20:15	1
2-Butanone	1.9	U	5.0	1.9	ug/L			10/06/19 20:15	1
2-Hexanone	1.1	U	5.0	1.1	ug/L			10/06/19 20:15	1
4-Methyl-2-pentanone	1.3	U	5.0	1.3	ug/L			10/06/19 20:15	1
Acetone	4.4	U	5.0	4.4	ug/L			10/06/19 20:15	1
Benzene	0.20	U	1.0	0.20	ug/L			10/06/19 20:15	1
Bromodichloromethane	0.34	U	1.0	0.34	ug/L			10/06/19 20:15	1
Bromoform	0.54	U	1.0	0.54	ug/L			10/06/19 20:15	1
Bromomethane	0.55	U	1.0	0.55	ug/L			10/06/19 20:15	1
Carbon disulfide	0.82	U	1.0	0.82	ug/L			10/06/19 20:15	1
Carbon tetrachloride	0.21	U	1.0	0.21	ug/L			10/06/19 20:15	1
Chlorobenzene	0.38	U	1.0	0.38	ug/L			10/06/19 20:15	1
Chloroethane	0.32	U	1.0	0.32	ug/L			10/06/19 20:15	1
Chloroform	0.33	U	1.0	0.33	ug/L			10/06/19 20:15	1
Chloromethane	0.40	U	1.0	0.40	ug/L			10/06/19 20:15	1
cis-1,2-Dichloroethene	0.22	U	1.0	0.22	ug/L			10/06/19 20:15	1
cis-1,3-Dichloropropene	0.22	U	1.0	0.22	ug/L			10/06/19 20:15	1
Dibromochloromethane	0.28	U	1.0	0.28	ug/L			10/06/19 20:15	1
Ethylbenzene	0.30	U	1.0	0.30	ug/L			10/06/19 20:15	1
Methylene Chloride	0.32	U	1.0	0.32	ug/L			10/06/19 20:15	1
Styrene	0.42	U	1.0	0.42	ug/L			10/06/19 20:15	1
Tetrachloroethene	0.25	U	1.0	0.25	ug/L			10/06/19 20:15	1
Toluene	0.38	U	1.0	0.38	ug/L			10/06/19 20:15	1
trans-1,2-Dichloroethene	0.24	U	1.0	0.24	ug/L			10/06/19 20:15	1
trans-1,3-Dichloropropene	0.49	U	1.0	0.49	ug/L			10/06/19 20:15	1
Trichloroethene	0.31	U	1.0	0.31	ug/L			10/06/19 20:15	1
Vinyl chloride	0.17	U	1.0	0.17	ug/L			10/06/19 20:15	1
Xylenes, Total	0.65	U	2.0	0.65	ug/L			10/06/19 20:15	1

Tentatively Identified Compound	*MB Est. Result*	*MB Qualifier*	*Unit*	*D*	*RT*	*CAS No.*	*Prepared*	*Analyzed*	*Dil Fac*
Tentatively Identified Compound	*None*		*ug/L*					*10/06/19 20:15*	*1*

Surrogate	*MB %Recovery*	*MB Qualifier*	*Limits*	*Prepared*	*Analyzed*	*Dil Fac*
1,2-Dichloroethane-d4 (Surr)	*105*		*74 - 132*		*10/06/19 20:15*	*1*
Bromofluorobenzene	*87*		*77 - 124*		*10/06/19 20:15*	*1*
Dibromofluoromethane (Surr)	*101*		*72 - 131*		*10/06/19 20:15*	*1*
Toluene-d8 (Surr)	*95*		*80 - 120*		*10/06/19 20:15*	*1*

Method: 8260C - Volatile Organic Compounds by GC/MS (Continued)

Lab Sample ID: LCS 460-645002/3
Matrix: Water
Analysis Batch: 645002

Client Sample ID: Lab Control Sample
Prep Type: Total/NA

Analyte			Spike Added	LCS Result	LCS Qualifier	Unit	D	%Rec	%Rec. Limits		
1,1,1-Trichloroethane			20.0	19.1		ug/L		95	75 - 125		
1,1,2,2-Tetrachloroethane			20.0	19.2		ug/L		96	74 - 120		
1,1,2-Trichloroethane			20.0	18.7		ug/L		94	78 - 120		
1,1-Dichloroethane			20.0	21.4		ug/L		107	77 - 123		
1,1-Dichloroethene			20.0	19.5		ug/L		98	74 - 123		
1,2-Dichloroethane			20.0	21.1		ug/L		106	76 - 121		
1,2-Dichloropropane			20.0	20.3		ug/L		101	77 - 123		
1,4-Dioxane			400	369		ug/L		92	10 - 150		
2-Butanone			100	92.9		ug/L		93	64 - 120		
2-Hexanone			100	102		ug/L		102	71 - 125		
4-Methyl-2-pentanone			100	101		ug/L		101	78 - 124		
Acetone			100	92.6		ug/L		93	39 - 150		
Benzene			20.0	18.6		ug/L		93	77 - 121		
Bromodichloromethane			20.0	20.2		ug/L		101	76 - 120		
Bromoform			20.0	16.5		ug/L		83	53 - 120		
Bromomethane			20.0	13.8		ug/L		69	10 - 150		
Carbon disulfide			20.0	19.7		ug/L		98	69 - 133		
Carbon tetrachloride			20.0	19.4		ug/L		97	70 - 132		
Chlorobenzene			20.0	18.9		ug/L		94	80 - 120		
Chloroethane			20.0	18.2		ug/L		91	52 - 150		
Chloroform			20.0	20.2		ug/L		101	80 - 120		
Chloromethane			20.0	18.1		ug/L		91	56 - 131		
cis-1,2-Dichloroethene			20.0	19.8		ug/L		99	80 - 120		
cis-1,3-Dichloropropene			20.0	19.5		ug/L		98	77 - 120		
Dibromochloromethane			20.0	18.0		ug/L		90	73 - 120		
Ethylbenzene			20.0	18.7		ug/L		93	80 - 120		
Methylene Chloride			20.0	19.3		ug/L		96	77 - 123		
Styrene			20.0	20.5		ug/L		102	80 - 120		
Tetrachloroethene			20.0	18.7		ug/L		94	78 - 122		
Toluene			20.0	17.9		ug/L		89	80 - 120		
trans-1,2-Dichloroethene			20.0	19.4		ug/L		97	79 - 120		
trans-1,3-Dichloropropene			20.0	19.4		ug/L		97	76 - 120		
Trichloroethene			20.0	18.8		ug/L		94	77 - 120		
Vinyl chloride			20.0	21.0		ug/L		105	62 - 138		
Xylenes, Total			40.0	36.3		ug/L		91	80 - 120		

Surrogate	*LCS %Recovery*	*LCS Qualifier*	*Limits*
1,2-Dichloroethane-d4 (Surr)	*105*		*74 - 132*
Bromofluorobenzene	*96*		*77 - 124*
Dibromofluoromethane (Surr)	*103*		*72 - 131*
Toluene-d8 (Surr)	*94*		*80 - 120*

Lab Sample ID: LCSD 460-645002/4
Matrix: Water
Analysis Batch: 645002

Client Sample ID: Lab Control Sample Dup
Prep Type: Total/NA

Analyte			Spike Added	LCSD Result	LCSD Qualifier	Unit	D	%Rec	%Rec. Limits	RPD	RPD Limit
1,1,1-Trichloroethane			20.0	18.2		ug/L		91	75 - 125	5	30

Method: 8260C - Volatile Organic Compounds by GC/MS (Continued)

Lab Sample ID: LCSD 460-645002/4
Matrix: Water
Analysis Batch: 645002

Client Sample ID: Lab Control Sample Dup
Prep Type: Total/NA

Analyte			Spike Added	LCSD Result	LCSD Qualifier	Unit	D	%Rec	%Rec. Limits	RPD	RPD Limit
1,1,2,2-Tetrachloroethane			20.0	18.6		ug/L		93	74 - 120	3	30
1,1,2-Trichloroethane			20.0	17.2		ug/L		86	78 - 120	9	30
1,1-Dichloroethane			20.0	20.2		ug/L		101	77 - 123	6	30
1,1-Dichloroethene			20.0	17.3		ug/L		87	74 - 123	12	30
1,2-Dichloroethane			20.0	20.0		ug/L		100	76 - 121	5	30
1,2-Dichloropropane			20.0	19.2		ug/L		96	77 - 123	5	30
1,4-Dioxane			400	322		ug/L		80	10 - 150	14	30
2-Butanone			100	88.2		ug/L		88	64 - 120	5	30
2-Hexanone			100	96.5		ug/L		97	71 - 125	6	30
4-Methyl-2-pentanone			100	97.1		ug/L		97	78 - 124	4	30
Acetone			100	92.1		ug/L		92	39 - 150	1	30
Benzene			20.0	17.4		ug/L		87	77 - 121	7	30
Bromodichloromethane			20.0	19.0		ug/L		95	76 - 120	6	30
Bromoform			20.0	14.3		ug/L		72	53 - 120	14	30
Bromomethane			20.0	12.9		ug/L		65	10 - 150	7	30
Carbon disulfide			20.0	17.9		ug/L		89	69 - 133	10	30
Carbon tetrachloride			20.0	17.6		ug/L		88	70 - 132	9	30
Chlorobenzene			20.0	17.9		ug/L		90	80 - 120	5	30
Chloroethane			20.0	15.8		ug/L		79	52 - 150	14	30
Chloroform			20.0	18.9		ug/L		95	80 - 120	6	30
Chloromethane			20.0	17.8		ug/L		89	56 - 131	2	30
cis-1,2-Dichloroethene			20.0	18.5		ug/L		92	80 - 120	7	30
cis-1,3-Dichloropropene			20.0	18.6		ug/L		93	77 - 120	5	30
Dibromochloromethane			20.0	16.4		ug/L		82	73 - 120	9	30
Ethylbenzene			20.0	17.7		ug/L		88	80 - 120	6	30
Methylene Chloride			20.0	18.3		ug/L		92	77 - 123	5	30
Styrene			20.0	19.0		ug/L		95	80 - 120	7	30
Tetrachloroethene			20.0	17.4		ug/L		87	78 - 122	7	30
Toluene			20.0	17.4		ug/L		87	80 - 120	3	30
trans-1,2-Dichloroethene			20.0	18.2		ug/L		91	79 - 120	6	30
trans-1,3-Dichloropropene			20.0	18.4		ug/L		92	76 - 120	6	30
Trichloroethene			20.0	17.4		ug/L		87	77 - 120	8	30
Vinyl chloride			20.0	18.0		ug/L		90	62 - 138	15	30
Xylenes, Total			40.0	34.5		ug/L		86	80 - 120	5	30

Surrogate	*LCSD %Recovery*	*LCSD Qualifier*	*Limits*
1,2-Dichloroethane-d4 (Surr)	*102*		*74 - 132*
Bromofluorobenzene	*90*		*77 - 124*
Dibromofluoromethane (Surr)	*100*		*72 - 131*
Toluene-d8 (Surr)	*90*		*80 - 120*

Lab Sample ID: MB 460-645075/9
Matrix: Water
Analysis Batch: 645075

Client Sample ID: Method Blank
Prep Type: Total/NA

Analyte	MB Result	MB Qualifier	RL	MDL	Unit	D	Prepared	Analyzed	Dil Fac
1,1,1-Trichloroethane	0.24	U	1.0	0.24	ug/L			10/07/19 09:20	1
1,1,2,2-Tetrachloroethane	0.37	U	1.0	0.37	ug/L			10/07/19 09:20	1

Method: 8260C - Volatile Organic Compounds by GC/MS (Continued)

Lab Sample ID: MB 460-645075/9
Matrix: Water
Analysis Batch: 645075

Client Sample ID: Method Blank
Prep Type: Total/NA

Analyte	MB Result	MB Qualifier	RL	MDL	Unit	D	Prepared	Analyzed	Dil Fac
1,1,2-Trichloroethane	0.43	U	1.0	0.43	ug/L			10/07/19 09:20	1
1,1-Dichloroethane	0.26	U	1.0	0.26	ug/L			10/07/19 09:20	1
1,1-Dichloroethene	0.26	U	1.0	0.26	ug/L			10/07/19 09:20	1
1,2-Dichloroethane	0.43	U	1.0	0.43	ug/L			10/07/19 09:20	1
1,2-Dichloropropane	0.35	U	1.0	0.35	ug/L			10/07/19 09:20	1
1,4-Dioxane	28	U	50	28	ug/L			10/07/19 09:20	1
2-Butanone	1.9	U	5.0	1.9	ug/L			10/07/19 09:20	1
2-Hexanone	1.1	U	5.0	1.1	ug/L			10/07/19 09:20	1
4-Methyl-2-pentanone	1.3	U	5.0	1.3	ug/L			10/07/19 09:20	1
Acetone	4.4	U	5.0	4.4	ug/L			10/07/19 09:20	1
Benzene	0.20	U	1.0	0.20	ug/L			10/07/19 09:20	1
Bromodichloromethane	0.34	U	1.0	0.34	ug/L			10/07/19 09:20	1
Bromoform	0.54	U	1.0	0.54	ug/L			10/07/19 09:20	1
Bromomethane	0.55	U	1.0	0.55	ug/L			10/07/19 09:20	1
Carbon disulfide	0.82	U	1.0	0.82	ug/L			10/07/19 09:20	1
Carbon tetrachloride	0.21	U	1.0	0.21	ug/L			10/07/19 09:20	1
Chlorobenzene	0.38	U	1.0	0.38	ug/L			10/07/19 09:20	1
Chloroethane	0.32	U	1.0	0.32	ug/L			10/07/19 09:20	1
Chloroform	0.33	U	1.0	0.33	ug/L			10/07/19 09:20	1
Chloromethane	0.40	U	1.0	0.40	ug/L			10/07/19 09:20	1
cis-1,2-Dichloroethene	0.22	U	1.0	0.22	ug/L			10/07/19 09:20	1
cis-1,3-Dichloropropene	0.22	U	1.0	0.22	ug/L			10/07/19 09:20	1
Dibromochloromethane	0.28	U	1.0	0.28	ug/L			10/07/19 09:20	1
Ethylbenzene	0.30	U	1.0	0.30	ug/L			10/07/19 09:20	1
Methylene Chloride	0.32	U	1.0	0.32	ug/L			10/07/19 09:20	1
Styrene	0.42	U	1.0	0.42	ug/L			10/07/19 09:20	1
Tetrachloroethene	0.25	U	1.0	0.25	ug/L			10/07/19 09:20	1
Toluene	0.38	U	1.0	0.38	ug/L			10/07/19 09:20	1
trans-1,2-Dichloroethene	0.24	U	1.0	0.24	ug/L			10/07/19 09:20	1
trans-1,3-Dichloropropene	0.49	U	1.0	0.49	ug/L			10/07/19 09:20	1
Trichloroethene	0.31	U	1.0	0.31	ug/L			10/07/19 09:20	1
Vinyl chloride	0.17	U	1.0	0.17	ug/L			10/07/19 09:20	1
Xylenes, Total	0.65	U	2.0	0.65	ug/L			10/07/19 09:20	1

Tentatively Identified Compound	*MB Est. Result*	*MB Qualifier*	*Unit*	*D*	*RT*	*CAS No.*	*Prepared*	*Analyzed*	*Dil Fac*
Tentatively Identified Compound	*None*		*ug/L*					*10/07/19 09:20*	*1*

Surrogate	*MB %Recovery*	*MB Qualifier*	*Limits*	*Prepared*	*Analyzed*	*Dil Fac*
1,2-Dichloroethane-d4 (Surr)	*108*		*74 - 132*		*10/07/19 09:20*	*1*
Bromofluorobenzene	*87*		*77 - 124*		*10/07/19 09:20*	*1*
Dibromofluoromethane (Surr)	*104*		*72 - 131*		*10/07/19 09:20*	*1*
Toluene-d8 (Surr)	*94*		*80 - 120*		*10/07/19 09:20*	*1*

Method: 8260C - Volatile Organic Compounds by GC/MS (Continued)

Lab Sample ID: LCS 460-645075/3
Matrix: Water
Analysis Batch: 645075

Client Sample ID: Lab Control Sample
Prep Type: Total/NA

Analyte			Spike Added	LCS Result	LCS Qualifier	Unit	D	%Rec	%Rec. Limits		
1,1,1-Trichloroethane			20.0	21.9		ug/L		109	75 - 125		
1,1,2,2-Tetrachloroethane			20.0	19.9		ug/L		100	74 - 120		
1,1,2-Trichloroethane			20.0	18.7		ug/L		93	78 - 120		
1,1-Dichloroethane			20.0	23.6		ug/L		118	77 - 123		
1,1-Dichloroethene			20.0	22.2		ug/L		111	74 - 123		
1,2-Dichloroethane			20.0	23.2		ug/L		116	76 - 121		
1,2-Dichloropropane			20.0	21.8		ug/L		109	77 - 123		
1,4-Dioxane			400	400		ug/L		100	10 - 150		
2-Butanone			100	100		ug/L		100	64 - 120		
2-Hexanone			100	109		ug/L		109	71 - 125		
4-Methyl-2-pentanone			100	112		ug/L		112	78 - 124		
Acetone			100	92.8		ug/L		93	39 - 150		
Benzene			20.0	20.5		ug/L		103	77 - 121		
Bromodichloromethane			20.0	22.5		ug/L		113	76 - 120		
Bromoform			20.0	17.3		ug/L		86	53 - 120		
Bromomethane			20.0	12.0		ug/L		60	10 - 150		
Carbon disulfide			20.0	24.3		ug/L		122	69 - 133		
Carbon tetrachloride			20.0	22.5		ug/L		113	70 - 132		
Chlorobenzene			20.0	20.6		ug/L		103	80 - 120		
Chloroethane			20.0	21.4		ug/L		107	52 - 150		
Chloroform			20.0	22.8		ug/L		114	80 - 120		
Chloromethane			20.0	22.4		ug/L		112	56 - 131		
cis-1,2-Dichloroethene			20.0	23.3		ug/L		117	80 - 120		
cis-1,3-Dichloropropene			20.0	21.0		ug/L		105	77 - 120		
Dibromochloromethane			20.0	18.6		ug/L		93	73 - 120		
Ethylbenzene			20.0	21.5		ug/L		107	80 - 120		
Methylene Chloride			20.0	21.7		ug/L		108	77 - 123		
Styrene			20.0	22.1		ug/L		110	80 - 120		
Tetrachloroethene			20.0	19.7		ug/L		99	78 - 122		
Toluene			20.0	19.7		ug/L		98	80 - 120		
trans-1,2-Dichloroethene			20.0	22.3		ug/L		111	79 - 120		
trans-1,3-Dichloropropene			20.0	20.1		ug/L		100	76 - 120		
Trichloroethene			20.0	21.6		ug/L		108	77 - 120		
Vinyl chloride			20.0	22.5		ug/L		112	62 - 138		
Xylenes, Total			40.0	40.2		ug/L		101	80 - 120		

Surrogate	*LCS %Recovery*	*LCS Qualifier*	*Limits*
1,2-Dichloroethane-d4 (Surr)	*106*		*74 - 132*
Bromofluorobenzene	*94*		*77 - 124*
Dibromofluoromethane (Surr)	*101*		*72 - 131*
Toluene-d8 (Surr)	*95*		*80 - 120*

Lab Sample ID: LCSD 460-645075/4
Matrix: Water
Analysis Batch: 645075

Client Sample ID: Lab Control Sample Dup
Prep Type: Total/NA

Analyte			Spike Added	LCSD Result	LCSD Qualifier	Unit	D	%Rec	%Rec. Limits	RPD	RPD Limit
1,1,1-Trichloroethane			20.0	19.6		ug/L		98	75 - 125	11	30

Method: 8260C - Volatile Organic Compounds by GC/MS (Continued)

Lab Sample ID: LCSD 460-645075/4
Matrix: Water
Analysis Batch: 645075

Client Sample ID: Lab Control Sample Dup
Prep Type: Total/NA

Analyte			Spike Added	LCSD Result	LCSD Qualifier	Unit	D	%Rec	%Rec. Limits	RPD	RPD Limit
1,1,2,2-Tetrachloroethane			20.0	18.2		ug/L		91	74 - 120	9	30
1,1,2-Trichloroethane			20.0	18.4		ug/L		92	78 - 120	2	30
1,1-Dichloroethane			20.0	21.6		ug/L		108	77 - 123	9	30
1,1-Dichloroethene			20.0	20.0		ug/L		100	74 - 123	10	30
1,2-Dichloroethane			20.0	20.4		ug/L		102	76 - 121	13	30
1,2-Dichloropropane			20.0	19.5		ug/L		97	77 - 123	11	30
1,4-Dioxane			400	355		ug/L		89	10 - 150	12	30
2-Butanone			100	91.6		ug/L		92	64 - 120	9	30
2-Hexanone			100	98.3		ug/L		98	71 - 125	10	30
4-Methyl-2-pentanone			100	103		ug/L		103	78 - 124	8	30
Acetone			100	89.6		ug/L		90	39 - 150	3	30
Benzene			20.0	18.9		ug/L		95	77 - 121	8	30
Bromodichloromethane			20.0	20.7		ug/L		104	76 - 120	8	30
Bromoform			20.0	13.9		ug/L		70	53 - 120	21	30
Bromomethane			20.0	11.9		ug/L		60	10 - 150	1	30
Carbon disulfide			20.0	22.1		ug/L		111	69 - 133	9	30
Carbon tetrachloride			20.0	20.4		ug/L		102	70 - 132	10	30
Chlorobenzene			20.0	18.7		ug/L		93	80 - 120	9	30
Chloroethane			20.0	20.7		ug/L		104	52 - 150	3	30
Chloroform			20.0	21.1		ug/L		105	80 - 120	8	30
Chloromethane			20.0	21.3		ug/L		107	56 - 131	5	30
cis-1,2-Dichloroethene			20.0	19.7		ug/L		98	80 - 120	17	30
cis-1,3-Dichloropropene			20.0	18.8		ug/L		94	77 - 120	11	30
Dibromochloromethane			20.0	16.9		ug/L		85	73 - 120	10	30
Ethylbenzene			20.0	18.6		ug/L		93	80 - 120	14	30
Methylene Chloride			20.0	19.2		ug/L		96	77 - 123	12	30
Styrene			20.0	20.4		ug/L		102	80 - 120	8	30
Tetrachloroethene			20.0	19.5		ug/L		98	78 - 122	1	30
Toluene			20.0	18.3		ug/L		92	80 - 120	7	30
trans-1,2-Dichloroethene			20.0	20.1		ug/L		100	79 - 120	10	30
trans-1,3-Dichloropropene			20.0	20.4		ug/L		102	76 - 120	2	30
Trichloroethene			20.0	19.4		ug/L		97	77 - 120	11	30
Vinyl chloride			20.0	21.6		ug/L		108	62 - 138	4	30
Xylenes, Total			40.0	36.4		ug/L		91	80 - 120	10	30

Surrogate	*LCSD %Recovery*	*LCSD Qualifier*	*Limits*
1,2-Dichloroethane-d4 (Surr)	*108*		*74 - 132*
Bromofluorobenzene	*95*		*77 - 124*
Dibromofluoromethane (Surr)	*100*		*72 - 131*
Toluene-d8 (Surr)	*93*		*80 - 120*

Qualifiers

GC/MS VOA

Qualifier	Qualifier Description
J	Result is less than the RL but greater than or equal to the MDL and the concentration is an approximate value.
U	Indicates the analyte was analyzed for but not detected.

GC/MS VOA TICs

Qualifier	Qualifier Description
J	Indicates an Estimated Value for TICs
N	This flag indicates the presumptive evidence of a compound.

Glossary

Abbreviation	These commonly used abbreviations may or may not be present in this report.
¤	Listed under the "D" column to designate that the result is reported on a dry weight basis
%R	Percent Recovery
CFL	Contains Free Liquid
CNF	Contains No Free Liquid
DER	Duplicate Error Ratio (normalized absolute difference)
Dil Fac	Dilution Factor
DL	Detection Limit (DoD/DOE)
DL, RA, RE, IN	Indicates a Dilution, Re-analysis, Re-extraction, or additional Initial metals/anion analysis of the sample
DLC	Decision Level Concentration (Radiochemistry)
EDL	Estimated Detection Limit (Dioxin)
LOD	Limit of Detection (DoD/DOE)
LOQ	Limit of Quantitation (DoD/DOE)
MDA	Minimum Detectable Activity (Radiochemistry)
MDC	Minimum Detectable Concentration (Radiochemistry)
MDL	Method Detection Limit
ML	Minimum Level (Dioxin)
NC	Not Calculated
ND	Not Detected at the reporting limit (or MDL or EDL if shown)
PQL	Practical Quantitation Limit
QC	Quality Control
RER	Relative Error Ratio (Radiochemistry)
RL	Reporting Limit or Requested Limit (Radiochemistry)
RPD	Relative Percent Difference, a measure of the relative difference between two points
TEF	Toxicity Equivalent Factor (Dioxin)
TEQ	Toxicity Equivalent Quotient (Dioxin)

QC Association Summary

Client: ECM, Inc.
Project/Site: 1192 - AGWM 9/2019

Job ID: 460-192524-1

GC/MS VOA

Analysis Batch: 645002

Lab Sample ID	Client Sample ID	Prep Type	Matrix	Method	Prep Batch
460-192524-1	TB	Total/NA	Water	8260C	
460-192524-2	MW-24	Total/NA	Water	8260C	
460-192524-3	MW-43	Total/NA	Water	8260C	
460-192524-4	FB	Total/NA	Water	8260C	
460-192524-5	PZ-23	Total/NA	Water	8260C	
460-192524-6	MW-36	Total/NA	Water	8260C	
460-192524-7	MW-31	Total/NA	Water	8260C	
MB 460-645002/9	Method Blank	Total/NA	Water	8260C	
LCS 460-645002/3	Lab Control Sample	Total/NA	Water	8260C	
LCSD 460-645002/4	Lab Control Sample Dup	Total/NA	Water	8260C	

Analysis Batch: 645075

Lab Sample ID	Client Sample ID	Prep Type	Matrix	Method	Prep Batch
460-192524-8	MW-71	Total/NA	Water	8260C	
460-192524-9	MW-54	Total/NA	Water	8260C	
MB 460-645075/9	Method Blank	Total/NA	Water	8260C	
LCS 460-645075/3	Lab Control Sample	Total/NA	Water	8260C	
LCSD 460-645075/4	Lab Control Sample Dup	Total/NA	Water	8260C	

Client Sample ID: TB
Date Collected: 09/26/19 00:00
Date Received: 09/26/19 16:34

Lab Sample ID: 460-192524-1
Matrix: Water

Prep Type	Batch Type	Batch Method	Run	Dilution Factor	Batch Number	Prepared or Analyzed	Analyst	Lab
Total/NA	Analysis	8260C		1	645002	10/07/19 01:29	AAT	TAL EDI

Client Sample ID: MW-24
Date Collected: 09/26/19 10:33
Date Received: 09/26/19 16:34

Lab Sample ID: 460-192524-2
Matrix: Water

Prep Type	Batch Type	Batch Method	Run	Dilution Factor	Batch Number	Prepared or Analyzed	Analyst	Lab
Total/NA	Analysis	8260C		1	645002	10/07/19 02:25	AAT	TAL EDI

Client Sample ID: MW-43
Date Collected: 09/26/19 11:06
Date Received: 09/26/19 16:34

Lab Sample ID: 460-192524-3
Matrix: Water

Prep Type	Batch Type	Batch Method	Run	Dilution Factor	Batch Number	Prepared or Analyzed	Analyst	Lab
Total/NA	Analysis	8260C		1	645002	10/07/19 02:52	AAT	TAL EDI

Client Sample ID: FB
Date Collected: 09/26/19 11:39
Date Received: 09/26/19 16:34

Lab Sample ID: 460-192524-4
Matrix: Water

Prep Type	Batch Type	Batch Method	Run	Dilution Factor	Batch Number	Prepared or Analyzed	Analyst	Lab
Total/NA	Analysis	8260C		1	645002	10/07/19 01:57	AAT	TAL EDI

Client Sample ID: PZ-23
Date Collected: 09/26/19 11:44
Date Received: 09/26/19 16:34

Lab Sample ID: 460-192524-5
Matrix: Water

Prep Type	Batch Type	Batch Method	Run	Dilution Factor	Batch Number	Prepared or Analyzed	Analyst	Lab
Total/NA	Analysis	8260C		1	645002	10/07/19 03:20	AAT	TAL EDI

Client Sample ID: MW-36
Date Collected: 09/26/19 12:23
Date Received: 09/26/19 16:34

Lab Sample ID: 460-192524-6
Matrix: Water

Prep Type	Batch Type	Batch Method	Run	Dilution Factor	Batch Number	Prepared or Analyzed	Analyst	Lab
Total/NA	Analysis	8260C		1	645002	10/07/19 03:48	AAT	TAL EDI

Client Sample ID: MW-31
Date Collected: 09/26/19 12:50
Date Received: 09/26/19 16:34

Lab Sample ID: 460-192524-7
Matrix: Water

Prep Type	Batch Type	Batch Method	Run	Dilution Factor	Batch Number	Prepared or Analyzed	Analyst	Lab
Total/NA	Analysis	8260C		1	645002	10/07/19 04:29	AAT	TAL EDI

Lab Chronicle

Client: ECM, Inc.
Project/Site: 1192 - AGWM 9/2019

Job ID: 460-192524-1

Client Sample ID: MW-71

Date Collected: 09/26/19 13:30
Date Received: 09/26/19 16:34

Lab Sample ID: 460-192524-8

Matrix: Water

Prep Type	Batch Type	Batch Method	Run	Dilution Factor	Batch Number	Prepared or Analyzed	Analyst	Lab
Total/NA	Analysis	8260C		1	645075	10/07/19 11:12	AAT	TAL EDI

Client Sample ID: MW-54

Date Collected: 09/26/19 14:01
Date Received: 09/26/19 16:34

Lab Sample ID: 460-192524-9

Matrix: Water

Prep Type	Batch Type	Batch Method	Run	Dilution Factor	Batch Number	Prepared or Analyzed	Analyst	Lab
Total/NA	Analysis	8260C		1	645075	10/07/19 11:40	AAT	TAL EDI

Laboratory References:

TAL EDI = Eurofins TestAmerica, Edison, 777 New Durham Road, Edison, NJ 08817, TEL (732)549-3900

Accreditation/Certification Summary

Client: ECM, Inc.
Job ID: 460-192524-1
Project/Site: 1192 - AGWM 9/2019

Laboratory: Eurofins TestAmerica, Edison

The accreditations/certifications listed below are applicable to this report.

Authority	Program	Identification Number	Expiration Date
New Jersey	NELAP	12028	06-30-20
New York	NELAP	11452	04-01-20
Pennsylvania	NELAP	68-00522	02-28-20

8260C

Volatile Organic Compounds by GC/MS

FORM II
GC/MS VOA SURROGATE RECOVERY

Lab Name: Eurofins TestAmerica, Edison Job No.: 460-192524-1

SDG No.:

Matrix: Water Level: Low

GC Column (1): Rtx-VMS ID: 0.18(mm)

Client Sample ID	Lab Sample ID	DBFM #	DCA #	TOL #	BFB #
TB	460-192524-1	97	104	88	85
MW-24	460-192524-2	102	109	94	89
MW-43	460-192524-3	97	103	90	85
FB	460-192524-4	99	107	93	89
PZ-23	460-192524-5	110	118	102	97
MW-36	460-192524-6	95	101	87	84
MW-31	460-192524-7	101	102	93	90
MW-71	460-192524-8	102	106	94	83
MW-54	460-192524-9	101	105	95	89
	MB 460-645002/9	101	105	95	87
	MB 460-645075/9	104	108	94	87
	LCS 460-645002/3	103	105	94	96
	LCS 460-645075/3	101	106	95	94
	LCSD 460-645002/4	100	102	90	90
	LCSD 460-645075/4	100	108	93	95

	QC LIMITS
DBFM = Dibromofluoromethane (Surr)	72-131
DCA = 1,2-Dichloroethane-d4 (Surr)	74-132
TOL = Toluene-d8 (Surr)	80-120
BFB = Bromofluorobenzene	77-124

Column to be used to flag recovery values

FORM II 8260C

FORM III
GC/MS VOA LAB CONTROL SAMPLE RECOVERY

Lab Name: Eurofins TestAmerica, Edison Job No.: 460-192524-1

SDG No.:

Matrix: Water Level: Low Lab File ID: E04285.D

Lab ID: LCS 460-645002/3 Client ID:

COMPOUND	SPIKE ADDED (ug/L)	LCS CONCENTRATION (ug/L)	LCS % REC	QC LIMITS REC	#
1,1,1-Trichloroethane	20.0	19.1	95	75-125	
1,1,2,2-Tetrachloroethane	20.0	19.2	96	74-120	
1,1,2-Trichloroethane	20.0	18.7	94	78-120	
1,1-Dichloroethane	20.0	21.4	107	77-123	
1,1-Dichloroethene	20.0	19.5	98	74-123	
1,2-Dichloroethane	20.0	21.1	106	76-121	
1,2-Dichloropropane	20.0	20.3	101	77-123	
1,4-Dioxane	400	369	92	10-150	
2-Butanone	100	92.9	93	64-120	
2-Hexanone	100	102	102	71-125	
4-Methyl-2-pentanone	100	101	101	78-124	
Acetone	100	92.6	93	39-150	
Benzene	20.0	18.6	93	77-121	
Bromodichloromethane	20.0	20.2	101	76-120	
Bromoform	20.0	16.5	83	53-120	
Bromomethane	20.0	13.8	69	10-150	
Carbon disulfide	20.0	19.7	98	69-133	
Carbon tetrachloride	20.0	19.4	97	70-132	
Chlorobenzene	20.0	18.9	94	80-120	
Chloroethane	20.0	18.2	91	52-150	
Chloroform	20.0	20.2	101	80-120	
Chloromethane	20.0	18.1	91	56-131	
cis-1,2-Dichloroethene	20.0	19.8	99	80-120	
cis-1,3-Dichloropropene	20.0	19.5	98	77-120	
Dibromochloromethane	20.0	18.0	90	73-120	
Ethylbenzene	20.0	18.7	93	80-120	
Methylene Chloride	20.0	19.3	96	77-123	
Styrene	20.0	20.5	102	80-120	
Tetrachloroethene	20.0	18.7	94	78-122	
Toluene	20.0	17.9	89	80-120	
trans-1,2-Dichloroethene	20.0	19.4	97	79-120	
trans-1,3-Dichloropropene	20.0	19.4	97	76-120	
Trichloroethene	20.0	18.8	94	77-120	
Vinyl chloride	20.0	21.0	105	62-138	
Xylenes, Total	40.0	36.3	91	80-120	

Column to be used to flag recovery and RPD values

FORM III 8260C

FORM III
GC/MS VOA LAB CONTROL SAMPLE RECOVERY

Lab Name: Eurofins TestAmerica, Edison Job No.: 460-192524-1

SDG No.:

Matrix: Water Level: Low Lab File ID: E04312.D

Lab ID: LCS 460-645075/3 Client ID:

COMPOUND	SPIKE ADDED (ug/L)	LCS CONCENTRATION (ug/L)	LCS % REC	QC LIMITS REC	#
1,1,1-Trichloroethane	20.0	21.9	109	75-125	
1,1,2,2-Tetrachloroethane	20.0	19.9	100	74-120	
1,1,2-Trichloroethane	20.0	18.7	93	78-120	
1,1-Dichloroethane	20.0	23.6	118	77-123	
1,1-Dichloroethene	20.0	22.2	111	74-123	
1,2-Dichloroethane	20.0	23.2	116	76-121	
1,2-Dichloropropane	20.0	21.8	109	77-123	
1,4-Dioxane	400	400	100	10-150	
2-Butanone	100	100	100	64-120	
2-Hexanone	100	109	109	71-125	
4-Methyl-2-pentanone	100	112	112	78-124	
Acetone	100	92.8	93	39-150	
Benzene	20.0	20.5	103	77-121	
Bromodichloromethane	20.0	22.5	113	76-120	
Bromoform	20.0	17.3	86	53-120	
Bromomethane	20.0	12.0	60	10-150	
Carbon disulfide	20.0	24.3	122	69-133	
Carbon tetrachloride	20.0	22.5	113	70-132	
Chlorobenzene	20.0	20.6	103	80-120	
Chloroethane	20.0	21.4	107	52-150	
Chloroform	20.0	22.8	114	80-120	
Chloromethane	20.0	22.4	112	56-131	
cis-1,2-Dichloroethene	20.0	23.3	117	80-120	
cis-1,3-Dichloropropene	20.0	21.0	105	77-120	
Dibromochloromethane	20.0	18.6	93	73-120	
Ethylbenzene	20.0	21.5	107	80-120	
Methylene Chloride	20.0	21.7	108	77-123	
Styrene	20.0	22.1	110	80-120	
Tetrachloroethene	20.0	19.7	99	78-122	
Toluene	20.0	19.7	98	80-120	
trans-1,2-Dichloroethene	20.0	22.3	111	79-120	
trans-1,3-Dichloropropene	20.0	20.1	100	76-120	
Trichloroethene	20.0	21.6	108	77-120	
Vinyl chloride	20.0	22.5	112	62-138	
Xylenes, Total	40.0	40.2	101	80-120	

Column to be used to flag recovery and RPD values

FORM III 8260C

FORM III
GC/MS VOA LAB CONTROL SAMPLE DUPLICATE RECOVERY

Lab Name: Eurofins TestAmerica, Edison Job No.: 460-192524-1

SDG No.:

Matrix: Water Level: Low Lab File ID: E04286.D

Lab ID: LCSD 460-645002/4 Client ID:

COMPOUND	SPIKE ADDED (ug/L)	LCSD CONCENTRATION (ug/L)	LCSD % REC	% RPD	QC LIMITS RPD	QC LIMITS REC	#
1,1,1-Trichloroethane	20.0	18.2	91	5	30	75-125	
1,1,2,2-Tetrachloroethane	20.0	18.6	93	3	30	74-120	
1,1,2-Trichloroethane	20.0	17.2	86	9	30	78-120	
1,1-Dichloroethane	20.0	20.2	101	6	30	77-123	
1,1-Dichloroethene	20.0	17.3	87	12	30	74-123	
1,2-Dichloroethane	20.0	20.0	100	5	30	76-121	
1,2-Dichloropropane	20.0	19.2	96	5	30	77-123	
1,4-Dioxane	400	322	80	14	30	10-150	
2-Butanone	100	88.2	88	5	30	64-120	
2-Hexanone	100	96.5	97	6	30	71-125	
4-Methyl-2-pentanone	100	97.1	97	4	30	78-124	
Acetone	100	92.1	92	1	30	39-150	
Benzene	20.0	17.4	87	7	30	77-121	
Bromodichloromethane	20.0	19.0	95	6	30	76-120	
Bromoform	20.0	14.3	72	14	30	53-120	
Bromomethane	20.0	12.9	65	7	30	10-150	
Carbon disulfide	20.0	17.9	89	10	30	69-133	
Carbon tetrachloride	20.0	17.6	88	9	30	70-132	
Chlorobenzene	20.0	17.9	90	5	30	80-120	
Chloroethane	20.0	15.8	79	14	30	52-150	
Chloroform	20.0	18.9	95	6	30	80-120	
Chloromethane	20.0	17.8	89	2	30	56-131	
cis-1,2-Dichloroethene	20.0	18.5	92	7	30	80-120	
cis-1,3-Dichloropropene	20.0	18.6	93	5	30	77-120	
Dibromochloromethane	20.0	16.4	82	9	30	73-120	
Ethylbenzene	20.0	17.7	88	6	30	80-120	
Methylene Chloride	20.0	18.3	92	5	30	77-123	
Styrene	20.0	19.0	95	7	30	80-120	
Tetrachloroethene	20.0	17.4	87	7	30	78-122	
Toluene	20.0	17.4	87	3	30	80-120	
trans-1,2-Dichloroethene	20.0	18.2	91	6	30	79-120	
trans-1,3-Dichloropropene	20.0	18.4	92	6	30	76-120	
Trichloroethene	20.0	17.4	87	8	30	77-120	
Vinyl chloride	20.0	18.0	90	15	30	62-138	
Xylenes, Total	40.0	34.5	86	5	30	80-120	

Column to be used to flag recovery and RPD values

FORM III 8260C

FORM III
GC/MS VOA LAB CONTROL SAMPLE DUPLICATE RECOVERY

Lab Name: Eurofins TestAmerica, Edison Job No.: 460-192524-1

SDG No.:

Matrix: Water Level: Low Lab File ID: E04313.D

Lab ID: LCSD 460-645075/4 Client ID:

COMPOUND	SPIKE ADDED (ug/L)	LCSD CONCENTRATION (ug/L)	LCSD % REC	% RPD	QC LIMITS RPD	QC LIMITS REC	#
1,1,1-Trichloroethane	20.0	19.6	98	11	30	75-125	
1,1,2,2-Tetrachloroethane	20.0	18.2	91	9	30	74-120	
1,1,2-Trichloroethane	20.0	18.4	92	2	30	78-120	
1,1-Dichloroethane	20.0	21.6	108	9	30	77-123	
1,1-Dichloroethene	20.0	20.0	100	10	30	74-123	
1,2-Dichloroethane	20.0	20.4	102	13	30	76-121	
1,2-Dichloropropane	20.0	19.5	97	11	30	77-123	
1,4-Dioxane	400	355	89	12	30	10-150	
2-Butanone	100	91.6	92	9	30	64-120	
2-Hexanone	100	98.3	98	10	30	71-125	
4-Methyl-2-pentanone	100	103	103	8	30	78-124	
Acetone	100	89.6	90	3	30	39-150	
Benzene	20.0	18.9	95	8	30	77-121	
Bromodichloromethane	20.0	20.7	104	8	30	76-120	
Bromoform	20.0	13.9	70	21	30	53-120	
Bromomethane	20.0	11.9	60	1	30	10-150	
Carbon disulfide	20.0	22.1	111	9	30	69-133	
Carbon tetrachloride	20.0	20.4	102	10	30	70-132	
Chlorobenzene	20.0	18.7	93	9	30	80-120	
Chloroethane	20.0	20.7	104	3	30	52-150	
Chloroform	20.0	21.1	105	8	30	80-120	
Chloromethane	20.0	21.3	107	5	30	56-131	
cis-1,2-Dichloroethene	20.0	19.7	98	17	30	80-120	
cis-1,3-Dichloropropene	20.0	18.8	94	11	30	77-120	
Dibromochloromethane	20.0	16.9	85	10	30	73-120	
Ethylbenzene	20.0	18.6	93	14	30	80-120	
Methylene Chloride	20.0	19.2	96	12	30	77-123	
Styrene	20.0	20.4	102	8	30	80-120	
Tetrachloroethene	20.0	19.5	98	1	30	78-122	
Toluene	20.0	18.3	92	7	30	80-120	
trans-1,2-Dichloroethene	20.0	20.1	100	10	30	79-120	
trans-1,3-Dichloropropene	20.0	20.4	102	2	30	76-120	
Trichloroethene	20.0	19.4	97	11	30	77-120	
Vinyl chloride	20.0	21.6	108	4	30	62-138	
Xylenes, Total	40.0	36.4	91	10	30	80-120	

Column to be used to flag recovery and RPD values

FORM III 8260C

FORM IV
GC/MS VOA METHOD BLANK SUMMARY

Lab Name: Eurofins TestAmerica, Edison Job No.: 460-192524-1

SDG No.:

Lab File ID: E04291.D Lab Sample ID: MB 460-645002/9

Matrix: Water Heated Purge:(Y/N) N

Instrument ID: CVOAMS5 Date Analyzed: 10/06/2019 20:15

GC Column: Rtx-VMS ID: 0.18(mm)

THIS METHOD BLANK APPLIES TO THE FOLLOWING SAMPLES:

CLIENT SAMPLE ID	LAB SAMPLE ID	LAB FILE ID	DATE ANALYZED
	LCS 460-645002/3	E04285.D	10/06/2019 17:28
	LCSD 460-645002/4	E04286.D	10/06/2019 17:56
TB	460-192524-1	E04302.D	10/07/2019 01:29
FB	460-192524-4	E04303.D	10/07/2019 01:57
MW-24	460-192524-2	E04304.D	10/07/2019 02:25
MW-43	460-192524-3	E04305.D	10/07/2019 02:52
PZ-23	460-192524-5	E04306.D	10/07/2019 03:20
MW-36	460-192524-6	E04307.D	10/07/2019 03:48
MW-31	460-192524-7	E04308.D	10/07/2019 04:29

FORM IV
GC/MS VOA METHOD BLANK SUMMARY

Lab Name: Eurofins TestAmerica, Edison Job No.: 460-192524-1

SDG No.:

Lab File ID: E04318.D Lab Sample ID: MB 460-645075/9

Matrix: Water Heated Purge:(Y/N) N

Instrument ID: CVOAMS5 Date Analyzed: 10/07/2019 09:20

GC Column: Rtx-VMS ID: 0.18(mm)

THIS METHOD BLANK APPLIES TO THE FOLLOWING SAMPLES:

CLIENT SAMPLE ID	LAB SAMPLE ID	LAB FILE ID	DATE ANALYZED
	LCS 460-645075/3	E04312.D	10/07/2019 06:33
	LCSD 460-645075/4	E04313.D	10/07/2019 07:01
MW-71	460-192524-8	E04322.D	10/07/2019 11:12
MW-54	460-192524-9	E04323.D	10/07/2019 11:40

FORM V
GC/MS VOA INSTRUMENT PERFORMANCE CHECK
BROMOFLUOROBENZENE (BFB)

Lab Name: Eurofins TestAmerica, Edison Job No.: 460-192524-1

SDG No.:

Lab File ID: E04158.D BFB Injection Date: 10/03/2019

Instrument ID: CVOAMS5 BFB Injection Time: 05:57

Analysis Batch No.: 644050

M/E	ION ABUNDANCE CRITERIA	% RELATIVE ABUNDANCE	
50	15.0 - 40.0 % of mass 95	15.5	
75	30.0 - 60.0 % of mass 95	43.3	
95	Base Peak, 100% relative abundance	100.0	
96	5.0 - 9.0 % of mass 95	7.3	
173	Less than 2.0 % of mass 174	0.0	(0.0) 1
174	50.0 - 120.00 % of mass 95	103.1	
175	5.0 - 9.0 % of mass 174	8.3	(8.0) 1
176	95.0 - 101.0 % of mass 174	100.9	(97.9) 1
177	5.0 - 9.0 % of mass 176	6.1	(6.1) 2

1-Value is % mass 174 2-Value is % mass 176

THIS CHECK APPLIES TO THE FOLLOWING SAMPLES, MS, MSD, BLANKS AND STANDARDS:

CLIENT SAMPLE ID	LAB SAMPLE ID	LAB FILE ID	DATE ANALYZED	TIME ANALYZED
	STD7 460-644050/3	E04160.D	10/03/2019	07:15
	STD1 460-644050/4	E04161.D	10/03/2019	07:43
	STD5 460-644050/5	E04162.D	10/03/2019	08:11
	STD20 460-644050/6	E04163.D	10/03/2019	08:38
	STD50 460-644050/7	E04164.D	10/03/2019	09:06
	STD200 460-644050/8	E04165.D	10/03/2019	09:34
	STD500 460-644050/9	E04166.D	10/03/2019	10:02

FORM V
GC/MS VOA INSTRUMENT PERFORMANCE CHECK
BROMOFLUOROBENZENE (BFB)

Lab Name: Eurofins TestAmerica, Edison Job No.: 460-192524-1

SDG No.:

Lab File ID: E04283.D BFB Injection Date: 10/06/2019

Instrument ID: CVOAMS5 BFB Injection Time: 16:34

Analysis Batch No.: 645002

M/E	ION ABUNDANCE CRITERIA	% RELATIVE ABUNDANCE	
50	15.0 - 40.0 % of mass 95	18.1	
75	30.0 - 60.0 % of mass 95	49.2	
95	Base Peak, 100% relative abundance	100.0	
96	5.0 - 9.0 % of mass 95	7.0	
173	Less than 2.0 % of mass 174	1.3	(1.9) 1
174	50.0 - 120.00 % of mass 95	66.5	
175	5.0 - 9.0 % of mass 174	5.1	(7.7) 1
176	95.0 - 101.0 % of mass 174	66.9	(100.6) 1
177	5.0 - 9.0 % of mass 176	4.4	(6.6) 2

1-Value is % mass 174 2-Value is % mass 176

THIS CHECK APPLIES TO THE FOLLOWING SAMPLES, MS, MSD, BLANKS AND STANDARDS:

CLIENT SAMPLE ID	LAB SAMPLE ID	LAB FILE ID	DATE ANALYZED	TIME ANALYZED
	CCVIS 460-645002/2	E04284.D	10/06/2019	17:00
	LCS 460-645002/3	E04285.D	10/06/2019	17:28
	LCSD 460-645002/4	E04286.D	10/06/2019	17:56
	MB 460-645002/9	E04291.D	10/06/2019	20:15
TB	460-192524-1	E04302.D	10/07/2019	01:29
FB	460-192524-4	E04303.D	10/07/2019	01:57
MW-24	460-192524-2	E04304.D	10/07/2019	02:25
MW-43	460-192524-3	E04305.D	10/07/2019	02:52
PZ-23	460-192524-5	E04306.D	10/07/2019	03:20
MW-36	460-192524-6	E04307.D	10/07/2019	03:48
MW-31	460-192524-7	E04308.D	10/07/2019	04:29

FORM V
GC/MS VOA INSTRUMENT PERFORMANCE CHECK
BROMOFLUOROBENZENE (BFB)

Lab Name: Eurofins TestAmerica, Edison Job No.: 460-192524-1

SDG No.:

Lab File ID: E04310.D BFB Injection Date: 10/07/2019

Instrument ID: CVOAMS5 BFB Injection Time: 05:42

Analysis Batch No.: 645075

M/E	ION ABUNDANCE CRITERIA	% RELATIVE ABUNDANCE	
50	15.0 - 40.0 % of mass 95	16.7	
75	30.0 - 60.0 % of mass 95	43.8	
95	Base Peak, 100% relative abundance	100.0	
96	5.0 - 9.0 % of mass 95	6.7	
173	Less than 2.0 % of mass 174	1.6	(1.6) 1
174	50.0 - 120.00 % of mass 95	99.8	
175	5.0 - 9.0 % of mass 174	8.3	(8.3) 1
176	95.0 - 101.0 % of mass 174	97.3	(97.5) 1
177	5.0 - 9.0 % of mass 176	7.9	(8.2) 2

1-Value is % mass 174 2-Value is % mass 176

THIS CHECK APPLIES TO THE FOLLOWING SAMPLES, MS, MSD, BLANKS AND STANDARDS:

CLIENT SAMPLE ID	LAB SAMPLE ID	LAB FILE ID	DATE ANALYZED	TIME ANALYZED
	CCVIS 460-645075/2	E04311.D	10/07/2019	06:05
	LCS 460-645075/3	E04312.D	10/07/2019	06:33
	LCSD 460-645075/4	E04313.D	10/07/2019	07:01
	MB 460-645075/9	E04318.D	10/07/2019	09:20
MW-71	460-192524-8	E04322.D	10/07/2019	11:12
MW-54	460-192524-9	E04323.D	10/07/2019	11:40

FORM VIII
GC/MS VOA INTERNAL STANDARD AREA AND RETENTION TIME SUMMARY

Lab Name: Eurofins TestAmerica, Edison Job No.: 460-192524-1

SDG No.:

Sample No.: CCVIS 460-645002/2 Date Analyzed: 10/06/2019 17:00

Instrument ID: CVOAMS5 GC Column: Rtx-VMS ID: 0.18(mm)

Lab File ID (Standard): E04284.D Heated Purge: (Y/N) N

Calibration ID: 76980

		TBAd9		BUT		FB	
		AREA #	RT #	AREA #	RT #	AREA #	RT #
12/24 HOUR STD		265674	2.14	271794	3.23	599416	3.81
UPPER LIMIT		531348	2.64	543588	3.73	1198832	4.31
LOWER LIMIT		132837	1.64	135897	2.73	299708	3.31
LAB SAMPLE ID	CLIENT SAMPLE ID						
LCS 460-645002/3		277823	2.14	273123	3.23	578112	3.81
LCSD 460-645002/4		284104	2.14	284330	3.23	595823	3.81
MB 460-645002/9		275293	2.14	275266	3.23	578588	3.81
460-192524-1	TB	285520	2.14	284682	3.23	600073	3.81
460-192524-4	FB	273845	2.14	262674	3.23	578553	3.81
460-192524-2	MW-24	263409	2.14	263942	3.23	565496	3.81
460-192524-3	MW-43	291081	2.14	288466	3.23	597114	3.81
460-192524-5	PZ-23	228554	2.14	235367	3.23	525288	3.81
460-192524-6	MW-36	262486	2.14	275824	3.23	603763	3.81
460-192524-7	MW-31	259696	2.14	267086	3.23	594597	3.81

TBAd9 = TBA-d9 (IS)
BUT = 2-Butanone-d5
FB = Fluorobenzene

Area Limit = 50%-200% of internal standard area
RT Limit = ± 0.5 minutes of internal standard RT

Column used to flag values outside QC limits

FORM VIII 8260C

FORM VIII
GC/MS VOA INTERNAL STANDARD AREA AND RETENTION TIME SUMMARY

Lab Name: Eurofins TestAmerica, Edison Job No.: 460-192524-1

SDG No.:

Sample No.: CCVIS 460-645002/2 Date Analyzed: 10/06/2019 17:00

Instrument ID: CVOAMS5 GC Column: Rtx-VMS ID: 0.18(mm)

Lab File ID (Standard): E04284.D Heated Purge: (Y/N) N

Calibration ID: 76980

		DXE		CBNZd5		DCBd4	
		AREA #	RT #	AREA #	RT #	AREA #	RT #
12/24 HOUR STD		32160	4.72	489873	7.29	204003	10.85
UPPER LIMIT		64320	5.22	979746	7.79	408006	11.35
LOWER LIMIT		16080	4.22	244937	6.79	102002	10.35
LAB SAMPLE ID	CLIENT SAMPLE ID						
LCS 460-645002/3		32430	4.72	470291	7.29	205069	10.85
LCSD 460-645002/4		34203	4.72	484826	7.29	212355	10.85
MB 460-645002/9		32715	4.73	460433	7.29	188676	10.86
460-192524-1	TB	33781	4.72	493945	7.29	191640	10.85
460-192524-4	FB	33583	4.72	466467	7.29	186700	10.85
460-192524-2	MW-24	32806	4.72	460699	7.29	182589	10.86
460-192524-3	MW-43	34340	4.72	484516	7.29	186046	10.86
460-192524-5	PZ-23	27967	4.72	424597	7.29	168358	10.85
460-192524-6	MW-36	31420	4.73	496370	7.29	190657	10.86
460-192524-7	MW-31	30967	4.72	484942	7.29	194042	10.85

DXE = 1,4-Dioxane-d8
CBNZd5 = Chlorobenzene-d5
DCBd4 = 1,4-Dichlorobenzene-d4

Area Limit = 50%-200% of internal standard area
RT Limit = ± 0.5 minutes of internal standard RT

Column used to flag values outside QC limits

FORM VIII 8260C

FORM VIII
GC/MS VOA INTERNAL STANDARD AREA AND RETENTION TIME SUMMARY

Lab Name: Eurofins TestAmerica, Edison Job No.: 460-192524-1

SDG No.:

Sample No.: CCVIS 460-645075/2 Date Analyzed: 10/07/2019 06:05

Instrument ID: CVOAMS5 GC Column: Rtx-VMS ID: 0.18(mm)

Lab File ID (Standard): E04311.D Heated Purge: (Y/N) N

Calibration ID: 76980

		TBAd9		BUT		FB	
		AREA #	RT #	AREA #	RT #	AREA #	RT #
12/24 HOUR STD		251795	2.14	267577	3.23	591427	3.81
UPPER LIMIT		503590	2.64	535154	3.73	1182854	4.31
LOWER LIMIT		125898	1.64	133789	2.73	295714	3.31
LAB SAMPLE ID	CLIENT SAMPLE ID						
LCS 460-645075/3		244843	2.14	253971	3.23	578582	3.81
LCSD 460-645075/4		254026	2.14	261221	3.23	584124	3.81
MB 460-645075/9		239010	2.14	245266	3.23	564482	3.81
460-192524-8	MW-71	247265	2.14	253038	3.23	573275	3.81
460-192524-9	MW-54	247244	2.14	249762	3.23	585323	3.81

TBAd9 = TBA-d9 (IS)
BUT = 2-Butanone-d5
FB = Fluorobenzene

Area Limit = 50%-200% of internal standard area
RT Limit = ± 0.5 minutes of internal standard RT

Column used to flag values outside QC limits

FORM VIII 8260C

FORM VIII
GC/MS VOA INTERNAL STANDARD AREA AND RETENTION TIME SUMMARY

Lab Name: Eurofins TestAmerica, Edison Job No.: 460-192524-1

SDG No.:

Sample No.: CCVIS 460-645075/2 Date Analyzed: 10/07/2019 06:05

Instrument ID: CVOAMS5 GC Column: Rtx-VMS ID: 0.18(mm)

Lab File ID (Standard): E04311.D Heated Purge: (Y/N) N

Calibration ID: 76980

		DXE		CBNZd5		DCBd4	
		AREA #	RT #	AREA #	RT #	AREA #	RT #
12/24 HOUR STD		31508	4.72	485864	7.29	209407	10.85
UPPER LIMIT		63016	5.22	971728	7.79	418814	11.35
LOWER LIMIT		15754	4.22	242932	6.79	104704	10.35
LAB SAMPLE ID	CLIENT SAMPLE ID						
LCS 460-645075/3		30067	4.72	475063	7.29	204121	10.85
LCSD 460-645075/4		29189	4.72	475172	7.29	212823	10.86
MB 460-645075/9		28253	4.72	451631	7.29	180462	10.85
460-192524-8	MW-71	30152	4.72	469272	7.29	178822	10.86
460-192524-9	MW-54	29605	4.72	461640	7.29	177090	10.85

DXE = 1,4-Dioxane-d8
CBNZd5 = Chlorobenzene-d5
DCBd4 = 1,4-Dichlorobenzene-d4

Area Limit = 50%-200% of internal standard area
RT Limit = ± 0.5 minutes of internal standard RT

Column used to flag values outside QC limits

FORM VIII 8260C

FORM I
GC/MS VOA ORGANICS ANALYSIS DATA SHEET

Lab Name: Eurofins TestAmerica, Edison Job No.: 460-192524-1

SDG No.:

Client Sample ID: TB Lab Sample ID: 460-192524-1

Matrix: Water Lab File ID: E04302.D

Analysis Method: 8260C Date Collected: 09/26/2019 00:00

Sample wt/vol: 5(mL) Date Analyzed: 10/07/2019 01:29

Soil Aliquot Vol: Dilution Factor: 1

Soil Extract Vol.: GC Column: Rtx-VMS ID: 0.18(mm)

% Moisture: Level: (low/med) Low

Analysis Batch No.: 645002 Units: ug/L

CAS NO.	COMPOUND NAME	RESULT	Q	RL	MDL
71-55-6	1,1,1-Trichloroethane	0.24	U	1.0	0.24
79-34-5	1,1,2,2-Tetrachloroethane	0.37	U	1.0	0.37
79-00-5	1,1,2-Trichloroethane	0.43	U	1.0	0.43
75-34-3	1,1-Dichloroethane	0.26	U	1.0	0.26
75-35-4	1,1-Dichloroethene	0.26	U	1.0	0.26
107-06-2	1,2-Dichloroethane	0.43	U	1.0	0.43
78-87-5	1,2-Dichloropropane	0.35	U	1.0	0.35
123-91-1	1,4-Dioxane	28	U	50	28
78-93-3	2-Butanone	1.9	U	5.0	1.9
591-78-6	2-Hexanone	1.1	U	5.0	1.1
108-10-1	4-Methyl-2-pentanone	1.3	U	5.0	1.3
67-64-1	Acetone	4.4	U	5.0	4.4
71-43-2	Benzene	0.20	U	1.0	0.20
75-27-4	Bromodichloromethane	0.34	U	1.0	0.34
75-25-2	Bromoform	0.54	U	1.0	0.54
74-83-9	Bromomethane	0.55	U	1.0	0.55
75-15-0	Carbon disulfide	0.82	U	1.0	0.82
56-23-5	Carbon tetrachloride	0.21	U	1.0	0.21
108-90-7	Chlorobenzene	0.38	U	1.0	0.38
75-00-3	Chloroethane	0.32	U	1.0	0.32
67-66-3	Chloroform	0.33	U	1.0	0.33
74-87-3	Chloromethane	0.40	U	1.0	0.40
156-59-2	cis-1,2-Dichloroethene	0.22	U	1.0	0.22
10061-01-5	cis-1,3-Dichloropropene	0.22	U	1.0	0.22
124-48-1	Dibromochloromethane	0.28	U	1.0	0.28
100-41-4	Ethylbenzene	0.30	U	1.0	0.30
75-09-2	Methylene Chloride	0.32	U	1.0	0.32
100-42-5	Styrene	0.42	U	1.0	0.42
127-18-4	Tetrachloroethene	0.25	U	1.0	0.25
108-88-3	Toluene	0.38	U	1.0	0.38
156-60-5	trans-1,2-Dichloroethene	0.24	U	1.0	0.24
10061-02-6	trans-1,3-Dichloropropene	0.49	U	1.0	0.49
79-01-6	Trichloroethene	0.31	U	1.0	0.31
75-01-4	Vinyl chloride	0.17	U	1.0	0.17
1330-20-7	Xylenes, Total	0.65	U	2.0	0.65

FORM I
GC/MS VOA ORGANICS ANALYSIS DATA SHEET

Lab Name: Eurofins TestAmerica, Edison Job No.: 460-192524-1

SDG No.:

Client Sample ID: TB Lab Sample ID: 460-192524-1

Matrix: Water Lab File ID: E04302.D

Analysis Method: 8260C Date Collected: 09/26/2019 00:00

Sample wt/vol: 5(mL) Date Analyzed: 10/07/2019 01:29

Soil Aliquot Vol: Dilution Factor: 1

Soil Extract Vol.: GC Column: Rtx-VMS ID: 0.18(mm)

% Moisture: Level: (low/med) Low

Analysis Batch No.: 645002 Units: ug/L

CAS NO.	SURROGATE	%REC	Q	LIMITS
17060-07-0	1,2-Dichloroethane-d4 (Surr)	104		74-132
460-00-4	Bromofluorobenzene	85		77-124
1868-53-7	Dibromofluoromethane (Surr)	97		72-131
2037-26-5	Toluene-d8 (Surr)	88		80-120

FORM I
GC/MS VOA ORGANICS ANALYSIS DATA SHEET
TENTATIVELY IDENTIFIED COMPOUNDS

Lab Name: Eurofins TestAmerica, Edison Job No.: 460-192524-1

SDG No.:

Client Sample ID: TB Lab Sample ID: 460-192524-1

Matrix: Water Lab File ID: E04302.D

Analysis Method: 8260C Date Collected: 09/26/2019 00:00

Sample wt/vol: 5(mL) Date Analyzed: 10/07/2019 01:29

Soil Aliquot Vol: Dilution Factor: 1

Soil Extract Vol.: GC Column: Rtx-VMS ID: 0.18(mm)

% Moisture: Level: (low/med) Low

Analysis Batch No.: 645002 Units: ug/L

Number TICs Found: 0 TIC Result Total: 0

CAS NO.	COMPOUND NAME	RT	RESULT	Q	MATCH QUALITY
	Tentatively Identified Compound		None		

Eurofins TestAmerica, Edison
Target Compound Quantitation Report

Data File: \\chromna\Edison\ChromData\CVOAMS5\20191006-98848.b\E04302.D
Lims ID: 460-192524-B-1
Client ID: TB
Sample Type: Client
Inject. Date: 07-Oct-2019 01:29:30 ALS Bottle#: 19 Worklist Smp#: 20
Purge Vol: 5.000 mL Dil. Factor: 1.0000
Sample Info: 460-192524-B-1
Misc. Info.: 460-0098848-020
Operator ID: Instrument ID: CVOAMS5

Method: \\chromna\Edison\ChromData\CVOAMS5\20191006-98848.b\8260W_5.m
Limit Group: VOA - 8260C Water and Solid
Last Update: 07-Oct-2019 14:58:08 Calib Date: 03-Oct-2019 10:02:30
Integrator: RTE ID Type: Deconvolution ID
Quant Method: Internal Standard Quant By: Initial Calibration
Last ICal File: \\chromna\Edison\ChromData\CVOAMS5\20191003-98633.b\E04166.D

Column 1 : Rtx-VMS (0.18 mm) Det: MS SCAN
Process Host: CTX0308

First Level Reviewer: baronm Date: 07-Oct-2019 14:58:08

Compound	Sig	RT (min.)	Exp RT (min.)	Dlt RT (min.)	Q	Response	OnCol Amt ug/l	Flags
* 33 TBA-d9 (IS)	65	2.142	2.175	-0.033	99	285520	1000.0	
$ 51 Dibromofluoromethane (Surr	113	3.155	3.155	0.000	98	179677	48.4	
* 53 2-Butanone-d5	46	3.229	3.237	-0.008	100	284682	250.0	
$ 61 1,2-Dichloroethane-d4 (Sur	65	3.574	3.574	0.000	95	184402	52.2	
* 66 Fluorobenzene	96	3.813	3.813	0.000	99	600073	50.0	
* 76 1,4-Dioxane-d8	96	4.718	4.735	-0.017	98	33781	1000.0	
$ 82 Toluene-d8 (Surr)	98	5.385	5.385	0.000	100	621776	44.1	
* 96 Chlorobenzene-d5	117	7.294	7.294	0.000	83	493945	50.0	
$ 107 4-Bromofluorobenzene	174	9.080	9.080	0.000	0	174202	42.4	
* 123 1,4-Dichlorobenzene-d4	152	10.850	10.849	0.001	94	191640	50.0	

Reagents:

8260ISNEW_00135 Amount Added: 1.00 Units: uL Run Reagent
8260SURR250_00201 Amount Added: 1.00 Units: uL Run Reagent

Report Date: 07-Oct-2019 14:58:09 Chrom Revision: 2.3 17-Sep-2019 16:19:08

Eurofins TestAmerica, Edison

Data File: \\chromna\Edison\ChromData\CVOAMS5\20191006-98848.b\E04302.D

Injection Date:	07-Oct-2019 01:29:30	Instrument ID:	CVOAMS5	Operator ID:	
Lims ID:	460-192524-B-1	Lab Sample ID:	460-192524-1	Worklist Smp#:	20
Client ID:	TB				
Purge Vol:	5.000 mL	Dil. Factor:	1.0000	ALS Bottle#:	19
Method:	8260W_5	Limit Group:	VOA - 8260C Water and Solid		

Column: Rtx-VMS (0.18 mm)

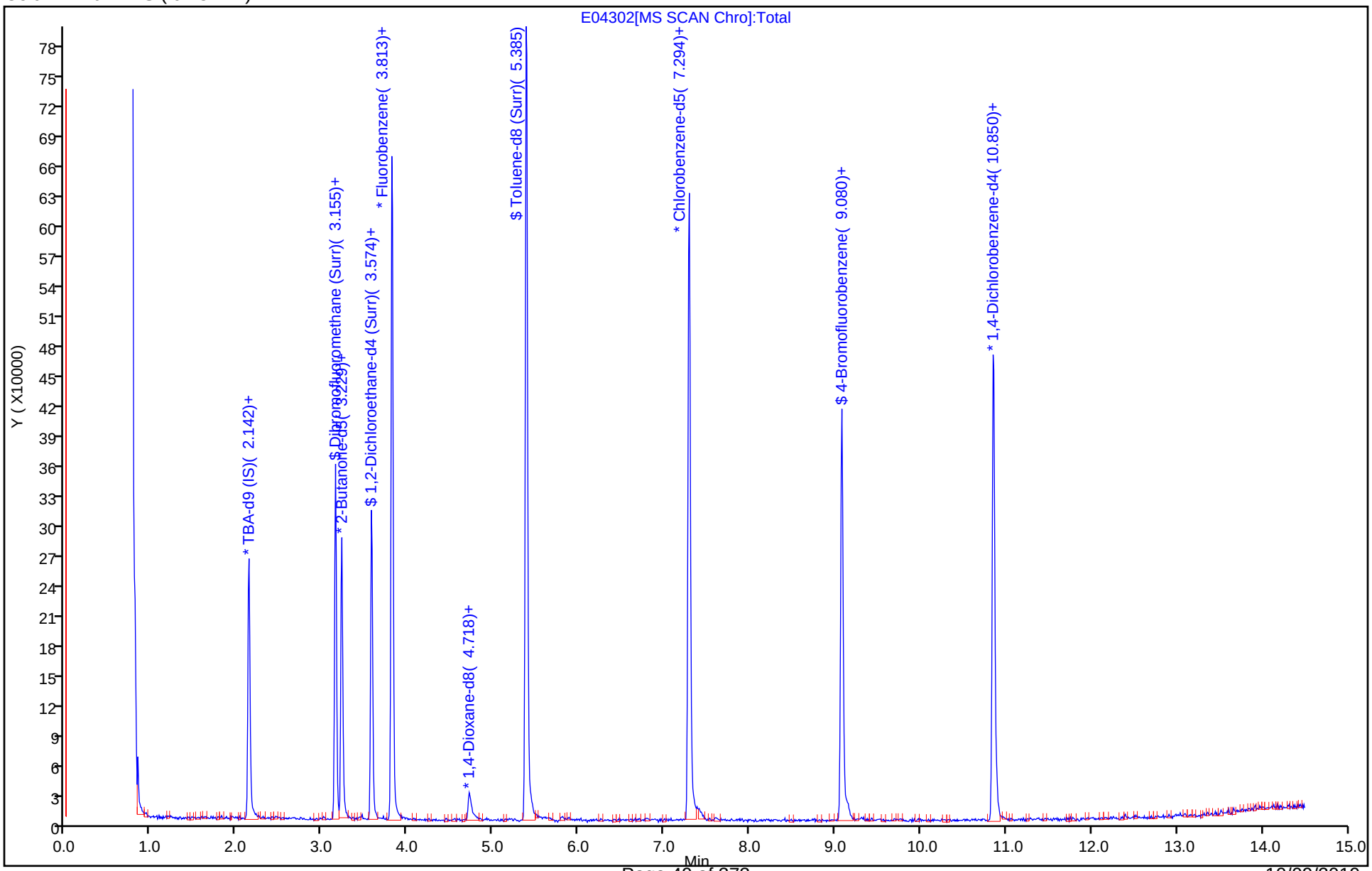

User Disabled Compound Report

Eurofins TestAmerica, Edison

Data File:	\\chromna\Edison\ChromData\CVOAMS5\20191006-98848.b\E04302.D		
Injection Date:	07-Oct-2019 01:29:30	Instrument ID:	CVOAMS5
Lims ID:	460-192524-B-1	Lab Sample ID:	460-192524-1
Client ID:	TB		
Operator ID:		ALS Bottle#:	19 Worklist Smp#: 20
Purge Vol:	5.000 mL	Dil. Factor:	1.0000
Method:	8260W_5	Limit Group:	VOA - 8260C Water and Solid
Column:	Rtx-VMS (0.18 mm)	Detector	MS SCAN

86 Tetrachloroethene, CAS: 127-18-4

Processing Results

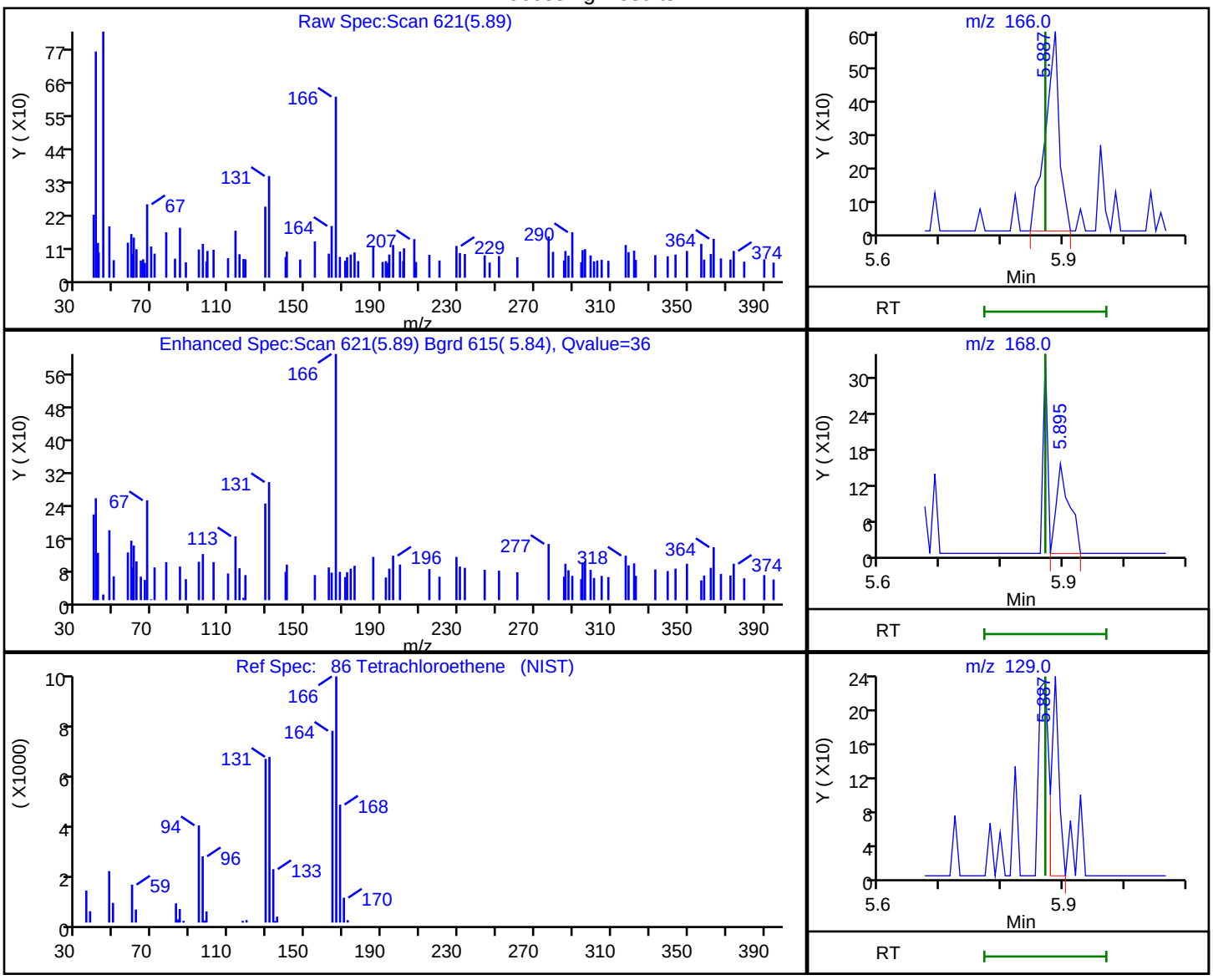

RT	Mass	Response	Amount
5.89	166.00	962	0.322026
5.90	168.00	226	
5.89	129.00	204	

Reviewer: baronm, 07-Oct-2019 14:58:02

Audit Action: Marked Compound Undetected Audit Reason: Invalid Compound ID

FORM I
GC/MS VOA ORGANICS ANALYSIS DATA SHEET

Lab Name: Eurofins TestAmerica, Edison Job No.: 460-192524-1

SDG No.:

Client Sample ID: MW-24 Lab Sample ID: 460-192524-2

Matrix: Water Lab File ID: E04304.D

Analysis Method: 8260C Date Collected: 09/26/2019 10:33

Sample wt/vol: 5(mL) Date Analyzed: 10/07/2019 02:25

Soil Aliquot Vol: Dilution Factor: 1

Soil Extract Vol.: GC Column: Rtx-VMS ID: 0.18(mm)

% Moisture: Level: (low/med) Low

Analysis Batch No.: 645002 Units: ug/L

CAS NO.	COMPOUND NAME	RESULT	Q	RL	MDL
71-55-6	1,1,1-Trichloroethane	0.24	U	1.0	0.24
79-34-5	1,1,2,2-Tetrachloroethane	0.37	U	1.0	0.37
79-00-5	1,1,2-Trichloroethane	0.43	U	1.0	0.43
75-34-3	1,1-Dichloroethane	0.33	J	1.0	0.26
75-35-4	1,1-Dichloroethene	0.26	U	1.0	0.26
107-06-2	1,2-Dichloroethane	0.43	U	1.0	0.43
78-87-5	1,2-Dichloropropane	0.35	U	1.0	0.35
123-91-1	1,4-Dioxane	28	U	50	28
78-93-3	2-Butanone	1.9	U	5.0	1.9
591-78-6	2-Hexanone	1.1	U	5.0	1.1
108-10-1	4-Methyl-2-pentanone	1.3	U	5.0	1.3
67-64-1	Acetone	4.4	U	5.0	4.4
71-43-2	Benzene	0.91	J	1.0	0.20
75-27-4	Bromodichloromethane	0.34	U	1.0	0.34
75-25-2	Bromoform	0.54	U	1.0	0.54
74-83-9	Bromomethane	0.55	U	1.0	0.55
75-15-0	Carbon disulfide	0.82	U	1.0	0.82
56-23-5	Carbon tetrachloride	0.21	U	1.0	0.21
108-90-7	Chlorobenzene	42		1.0	0.38
75-00-3	Chloroethane	0.32	U	1.0	0.32
67-66-3	Chloroform	0.33	U	1.0	0.33
74-87-3	Chloromethane	0.40	U	1.0	0.40
156-59-2	cis-1,2-Dichloroethene	33		1.0	0.22
10061-01-5	cis-1,3-Dichloropropene	0.22	U	1.0	0.22
124-48-1	Dibromochloromethane	0.28	U	1.0	0.28
100-41-4	Ethylbenzene	0.30	U	1.0	0.30
75-09-2	Methylene Chloride	0.32	U	1.0	0.32
100-42-5	Styrene	0.42	U	1.0	0.42
127-18-4	Tetrachloroethene	0.52	J	1.0	0.25
108-88-3	Toluene	0.38	J	1.0	0.38
156-60-5	trans-1,2-Dichloroethene	19		1.0	0.24
10061-02-6	trans-1,3-Dichloropropene	0.49	U	1.0	0.49
79-01-6	Trichloroethene	4.2		1.0	0.31
75-01-4	Vinyl chloride	4.6		1.0	0.17
1330-20-7	Xylenes, Total	0.65	U	2.0	0.65

FORM I
GC/MS VOA ORGANICS ANALYSIS DATA SHEET

Lab Name: Eurofins TestAmerica, Edison Job No.: 460-192524-1

SDG No.:

Client Sample ID: MW-24 Lab Sample ID: 460-192524-2

Matrix: Water Lab File ID: E04304.D

Analysis Method: 8260C Date Collected: 09/26/2019 10:33

Sample wt/vol: 5(mL) Date Analyzed: 10/07/2019 02:25

Soil Aliquot Vol: Dilution Factor: 1

Soil Extract Vol.: GC Column: Rtx-VMS ID: 0.18(mm)

% Moisture: Level: (low/med) Low

Analysis Batch No.: 645002 Units: ug/L

CAS NO.	SURROGATE	%REC	Q	LIMITS
17060-07-0	1,2-Dichloroethane-d4 (Surr)	109		74-132
460-00-4	Bromofluorobenzene	89		77-124
1868-53-7	Dibromofluoromethane (Surr)	102		72-131
2037-26-5	Toluene-d8 (Surr)	94		80-120

FORM I
GC/MS VOA ORGANICS ANALYSIS DATA SHEET
TENTATIVELY IDENTIFIED COMPOUNDS

Lab Name: Eurofins TestAmerica, Edison Job No.: 460-192524-1

SDG No.:

Client Sample ID: MW-24 Lab Sample ID: 460-192524-2

Matrix: Water Lab File ID: E04304.D

Analysis Method: 8260C Date Collected: 09/26/2019 10:33

Sample wt/vol: 5(mL) Date Analyzed: 10/07/2019 02:25

Soil Aliquot Vol: Dilution Factor: 1

Soil Extract Vol.: GC Column: Rtx-VMS ID: 0.18(mm)

% Moisture: Level: (low/med) Low

Analysis Batch No.: 645002 Units: ug/L

Number TICs Found: 0 TIC Result Total: 0

CAS NO.	COMPOUND NAME	RT	RESULT	Q	MATCH QUALITY
	Tentatively Identified Compound		None		

Eurofins TestAmerica, Edison
Target Compound Quantitation Report

Data File: \\chromna\Edison\ChromData\CVOAMS5\20191006-98848.b\E04304.D
Lims ID: 460-192524-B-2
Client ID: MW-24
Sample Type: Client
Inject. Date: 07-Oct-2019 02:25:30 ALS Bottle#: 21 Worklist Smp#: 22
Purge Vol: 5.000 mL Dil. Factor: 1.0000
Sample Info: 460-192524-B-2
Misc. Info.: 460-0098848-022
Operator ID: Instrument ID: CVOAMS5

Method: \\chromna\Edison\ChromData\CVOAMS5\20191006-98848.b\8260W_5.m
Limit Group: VOA - 8260C Water and Solid
Last Update: 07-Oct-2019 07:10:45 Calib Date: 03-Oct-2019 10:02:30
Integrator: RTE ID Type: Deconvolution ID
Quant Method: Internal Standard Quant By: Initial Calibration
Last ICal File: \\chromna\Edison\ChromData\CVOAMS5\20191003-98633.b\E04166.D

Column 1 : Rtx-VMS (0.18 mm) Det: MS SCAN
Process Host: CTX0313

First Level Reviewer: tupayachia Date: 07-Oct-2019 07:11:20

Compound	Sig	RT (min.)	Exp RT (min.)	Dlt RT (min.)	Q	Response	OnCol Amt ug/l	Flags
7 Vinyl chloride	62	1.015	1.015	0.000	97	17502	4.62	
17 1,1-Dichloroethene	96	1.616	1.608	0.008	49	582	0.1946	
29 trans-1,2-Dichloroethene	96	2.044	2.044	0.000	93	65015	19.0	
* 33 TBA-d9 (IS)	65	2.143	2.175	-0.032	99	263409	1000.0	
38 1,1-Dichloroethane	63	2.439	2.439	0.000	1	1815	0.3270	
42 cis-1,2-Dichloroethene	96	2.809	2.809	0.000	99	123576	33.4	
$ 51 Dibromofluoromethane (Surr	113	3.155	3.155	0.000	98	177877	50.8	
* 53 2-Butanone-d5	46	3.229	3.237	-0.008	100	263942	250.0	
58 Benzene	78	3.459	3.459	0.000	96	13126	0.9088	
$ 61 1,2-Dichloroethane-d4 (Sur	65	3.574	3.574	0.000	94	181308	54.4	
* 66 Fluorobenzene	96	3.813	3.813	0.000	99	565496	50.0	
69 Trichloroethene	95	3.970	3.961	0.009	93	13143	4.15	
* 76 1,4-Dioxane-d8	96	4.718	4.735	-0.017	96	32806	1000.0	
$ 82 Toluene-d8 (Surr)	98	5.385	5.385	0.000	100	620066	47.1	
83 Toluene	91	5.443	5.451	-0.008	85	5318	0.3804	
86 Tetrachloroethene	166	5.879	5.870	0.009	57	1440	0.5168	
* 96 Chlorobenzene-d5	117	7.294	7.294	0.000	84	460699	50.0	
97 Chlorobenzene	112	7.311	7.311	0.000	97	360121	41.5	
$ 107 4-Bromofluorobenzene	174	9.080	9.080	0.000	0	170817	44.5	
* 123 1,4-Dichlorobenzene-d4	152	10.858	10.849	0.009	94	182589	50.0	

Reagents:

8260ISNEW_00135	Amount Added:	1.00	Units: uL	Run Reagent
8260SURR250_00201	Amount Added:	1.00	Units: uL	Run Reagent

Report Date: 07-Oct-2019 07:11:21 Chrom Revision: 2.3 17-Sep-2019 16:19:08

Eurofins TestAmerica, Edison

Data File: \\chromna\Edison\ChromData\CVOAMS5\20191006-98848.b\E04304.D

Injection Date:	07-Oct-2019 02:25:30	Instrument ID:	CVOAMS5	Operator ID:	
Lims ID:	460-192524-B-2	Lab Sample ID:	460-192524-2	Worklist Smp#:	22
Client ID:	MW-24				
Purge Vol:	5.000 mL	Dil. Factor:	1.0000	ALS Bottle#:	21
Method:	8260W_5	Limit Group:	VOA - 8260C Water and Solid		

Column: Rtx-VMS (0.18 mm)

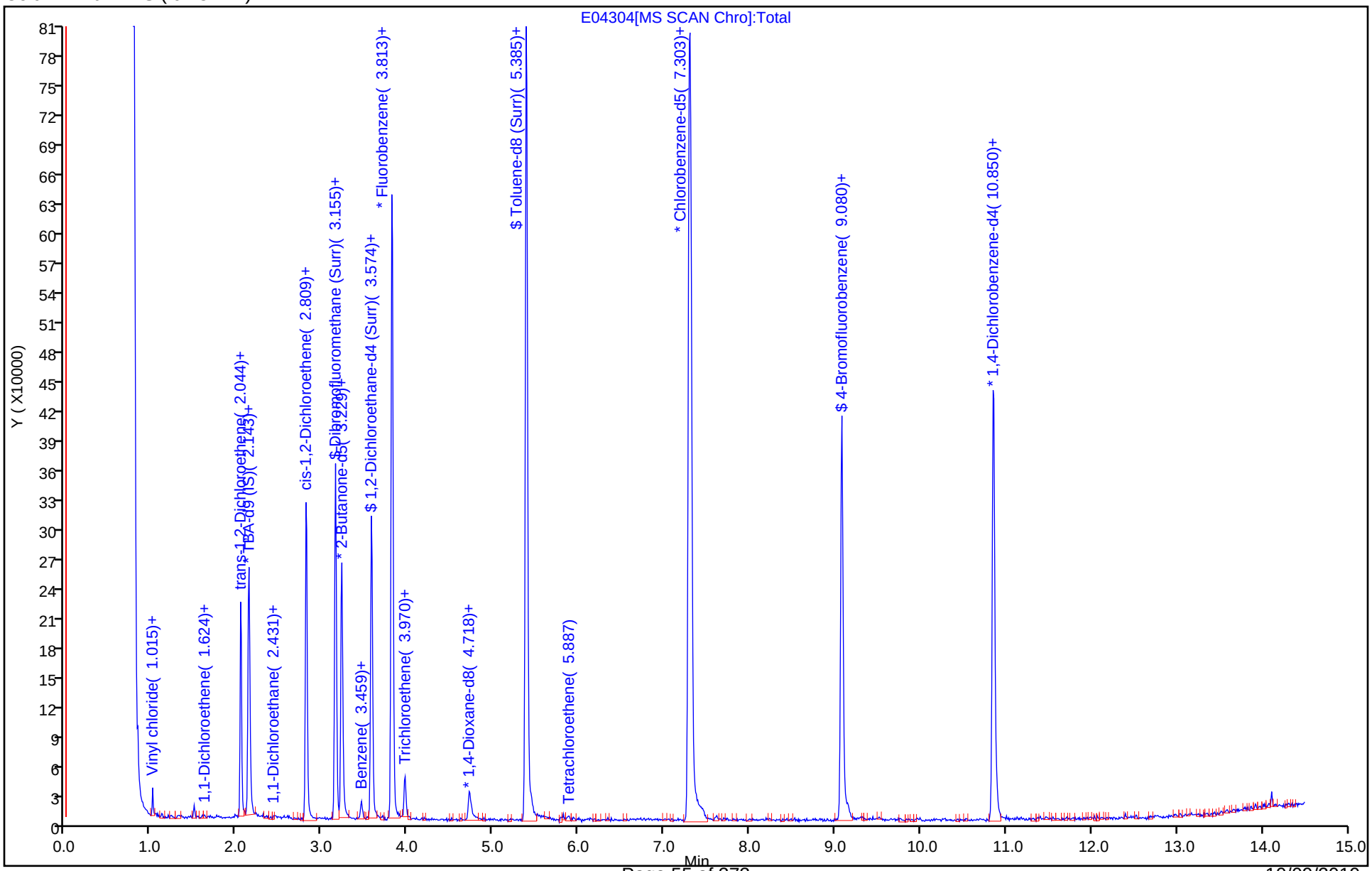

Eurofins TestAmerica, Edison

Data File:	\\chromna\Edison\ChromData\CVOAMS5\20191006-98848.b\E04304.D				
Injection Date:	07-Oct-2019 02:25:30	Instrument ID:	CVOAMS5		
Lims ID:	460-192524-B-2	Lab Sample ID:	460-192524-2		
Client ID:	MW-24				
Operator ID:		ALS Bottle#:	21	Worklist Smp#:	22
Purge Vol:	5.000 mL	Dil. Factor:	1.0000		
Method:	8260W_5	Limit Group:	VOA - 8260C Water and Solid		
Column:	Rtx-VMS (0.18 mm)	Detector	MS SCAN		

38 1,1-Dichloroethane, CAS: 75-34-3

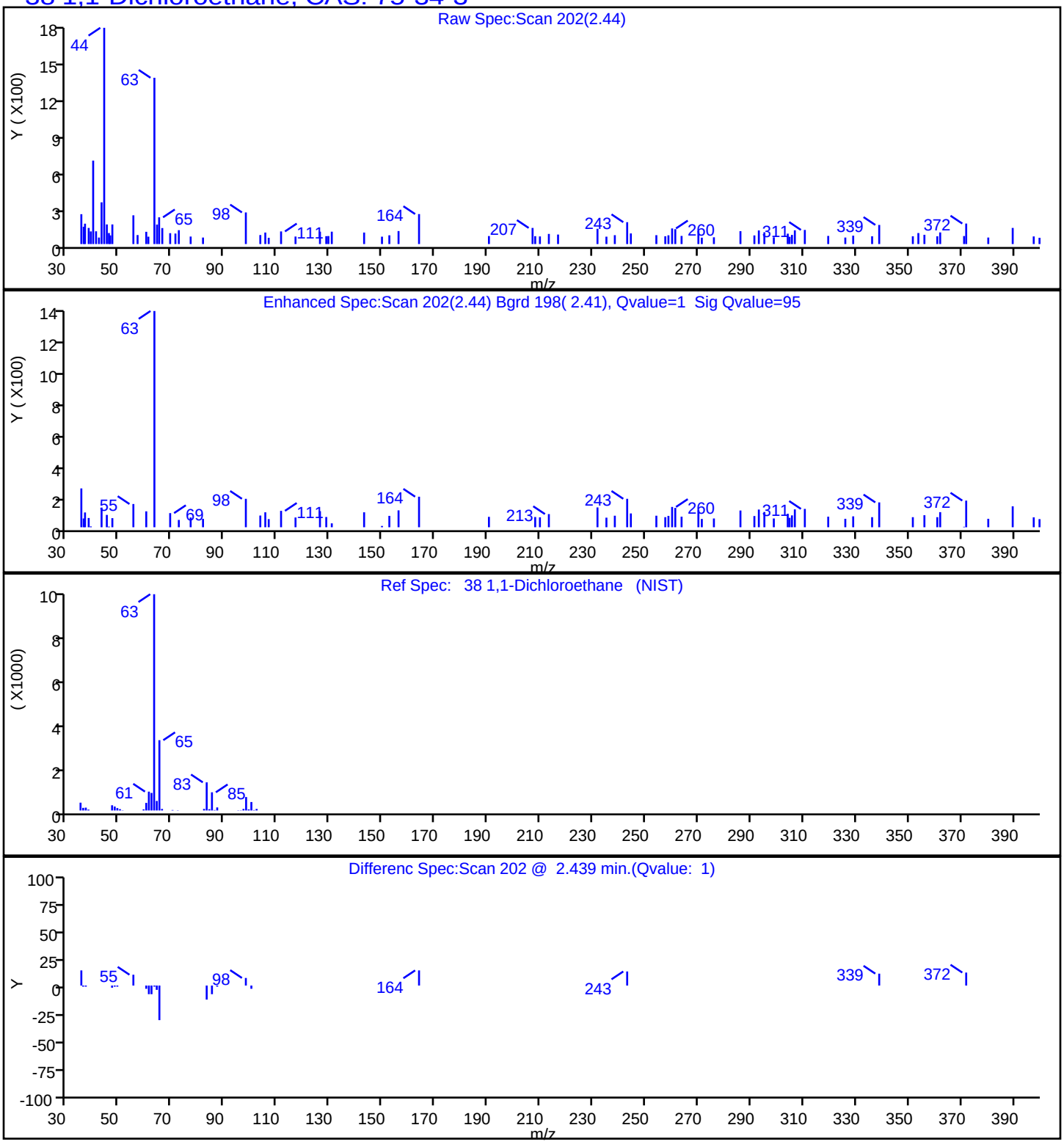

Eurofins TestAmerica, Edison

Data File:	\\chromna\Edison\ChromData\CVOAMS5\20191006-98848.b\E04304.D				
Injection Date:	07-Oct-2019 02:25:30	Instrument ID:	CVOAMS5		
Lims ID:	460-192524-B-2	Lab Sample ID:	460-192524-2		
Client ID:	MW-24				
Operator ID:		ALS Bottle#:	21	Worklist Smp#:	22
Purge Vol:	5.000 mL	Dil. Factor:	1.0000		
Method:	8260W_5	Limit Group:	VOA - 8260C Water and Solid		
Column:	Rtx-VMS (0.18 mm)	Detector	MS SCAN		

58 Benzene, CAS: 71-43-2

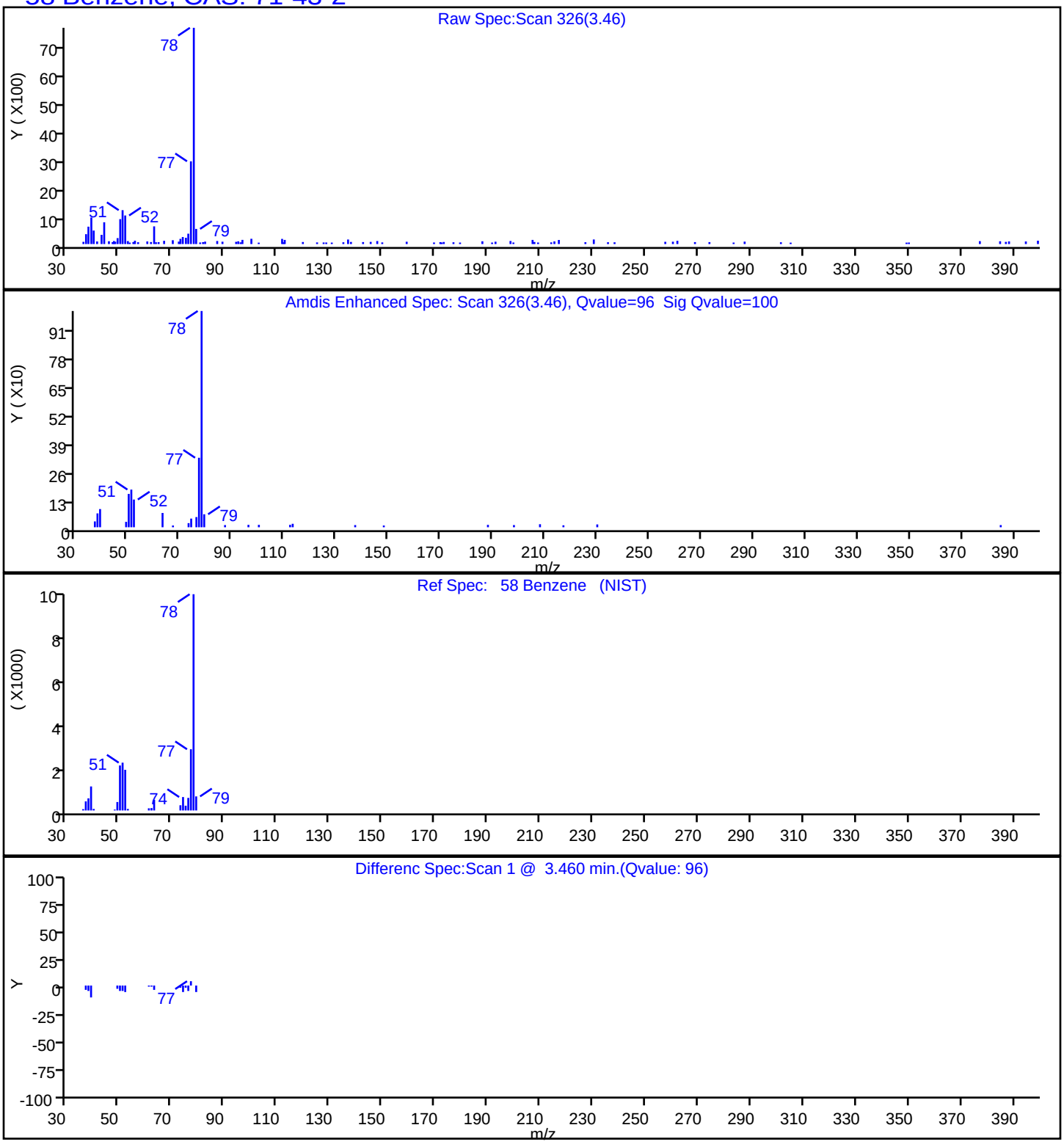

Eurofins TestAmerica, Edison

Data File:	\\chromna\Edison\ChromData\CVOAMS5\20191006-98848.b\E04304.D				
Injection Date:	07-Oct-2019 02:25:30	Instrument ID:	CVOAMS5		
Lims ID:	460-192524-B-2	Lab Sample ID:	460-192524-2		
Client ID:	MW-24				
Operator ID:		ALS Bottle#:	21	Worklist Smp#:	22
Purge Vol:	5.000 mL	Dil. Factor:	1.0000		
Method:	8260W_5	Limit Group:	VOA - 8260C Water and Solid		
Column:	Rtx-VMS (0.18 mm)	Detector	MS SCAN		

97 Chlorobenzene, CAS: 108-90-7

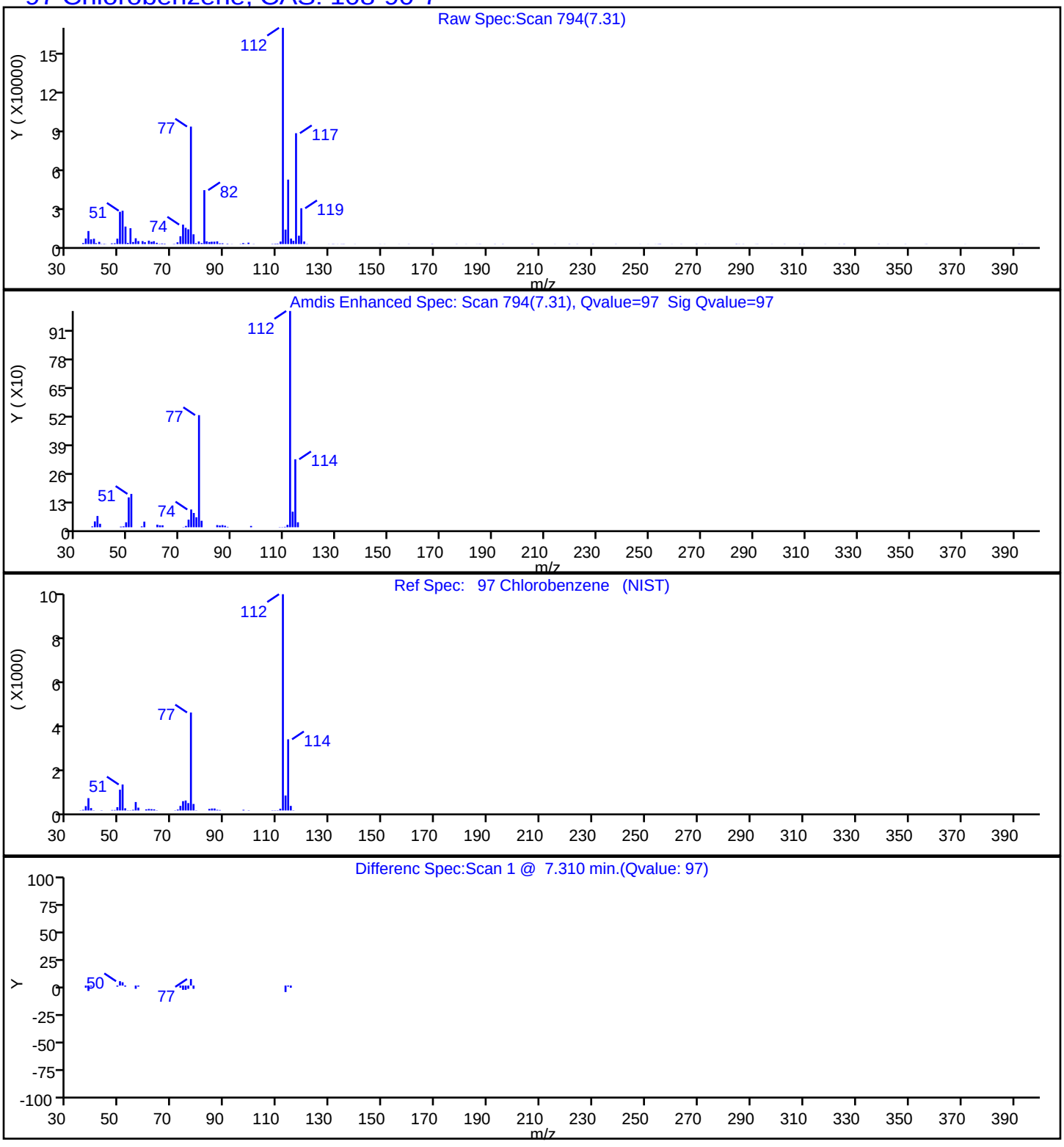

Eurofins TestAmerica, Edison

Data File:	\\chromna\Edison\ChromData\CVOAMS5\20191006-98848.b\E04304.D				
Injection Date:	07-Oct-2019 02:25:30	Instrument ID:	CVOAMS5		
Lims ID:	460-192524-B-2	Lab Sample ID:	460-192524-2		
Client ID:	MW-24				
Operator ID:		ALS Bottle#:	21	Worklist Smp#:	22
Purge Vol:	5.000 mL	Dil. Factor:	1.0000		
Method:	8260W_5	Limit Group:	VOA - 8260C Water and Solid		
Column:	Rtx-VMS (0.18 mm)	Detector	MS SCAN		

42 cis-1,2-Dichloroethene, CAS: 156-59-2

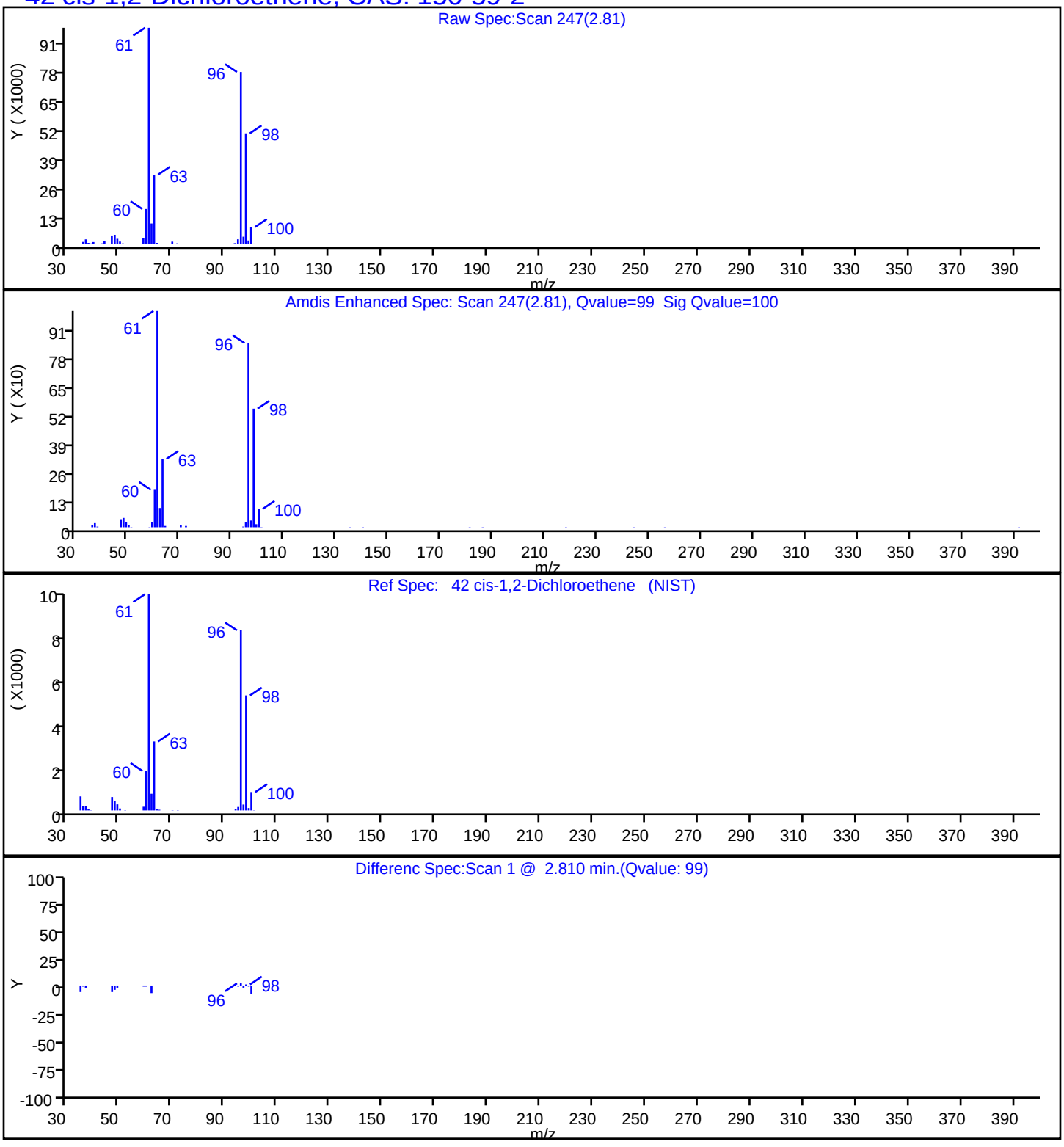

Eurofins TestAmerica, Edison

Data File:	\\chromna\Edison\ChromData\CVOAMS5\20191006-98848.b\E04304.D				
Injection Date:	07-Oct-2019 02:25:30	Instrument ID:	CVOAMS5		
Lims ID:	460-192524-B-2	Lab Sample ID:	460-192524-2		
Client ID:	MW-24				
Operator ID:		ALS Bottle#:	21	Worklist Smp#:	22
Purge Vol:	5.000 mL	Dil. Factor:	1.0000		
Method:	8260W_5	Limit Group:	VOA - 8260C Water and Solid		
Column:	Rtx-VMS (0.18 mm)	Detector	MS SCAN		

86 Tetrachloroethene, CAS: 127-18-4

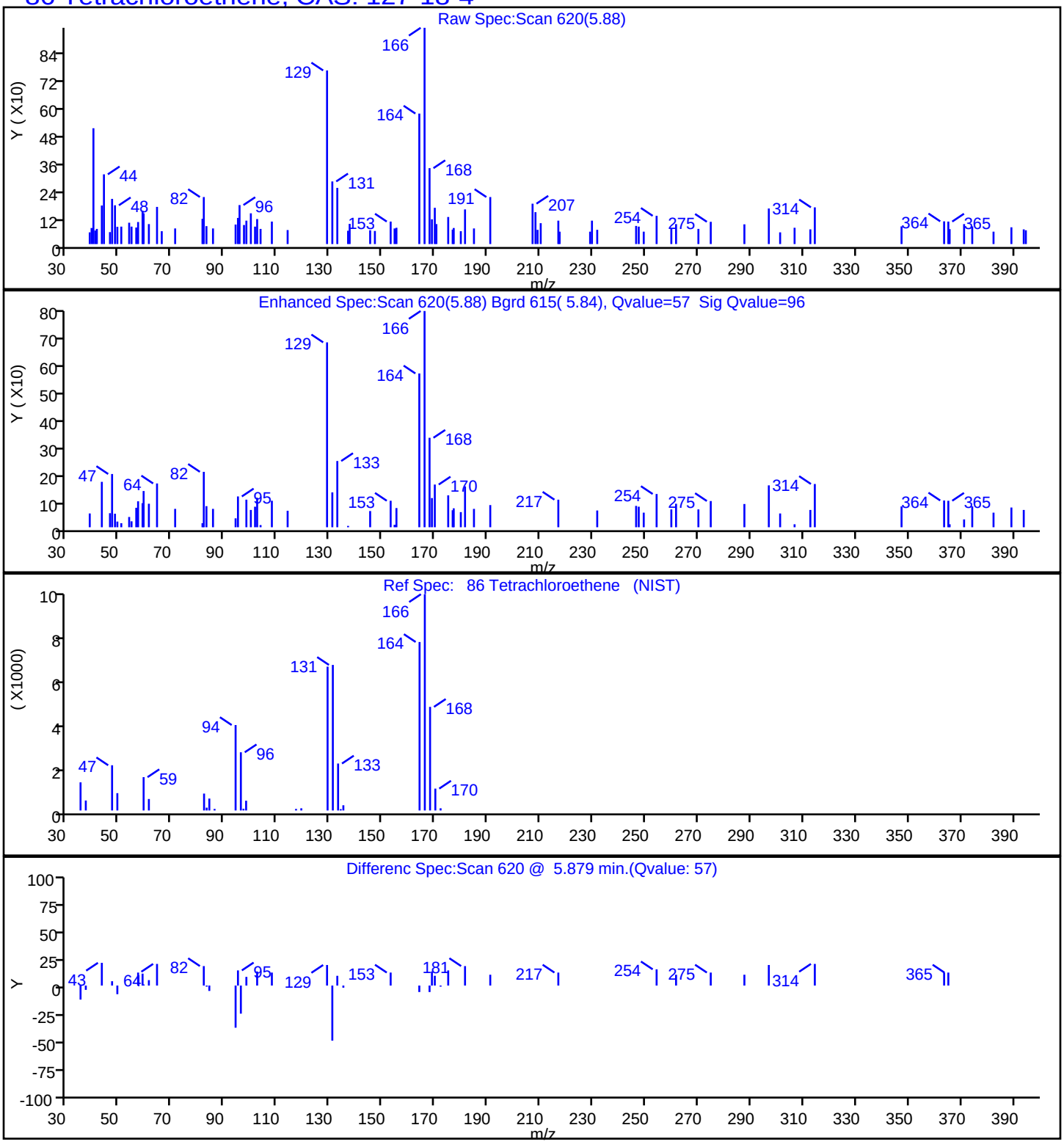

Eurofins TestAmerica, Edison

Data File:	\\chromna\Edison\ChromData\CVOAMS5\20191006-98848.b\E04304.D				
Injection Date:	07-Oct-2019 02:25:30	Instrument ID:	CVOAMS5		
Lims ID:	460-192524-B-2	Lab Sample ID:	460-192524-2		
Client ID:	MW-24				
Operator ID:		ALS Bottle#:	21	Worklist Smp#:	22
Purge Vol:	5.000 mL	Dil. Factor:	1.0000		
Method:	8260W_5	Limit Group:	VOA - 8260C Water and Solid		
Column:	Rtx-VMS (0.18 mm)	Detector	MS SCAN		

83 Toluene, CAS: 108-88-3

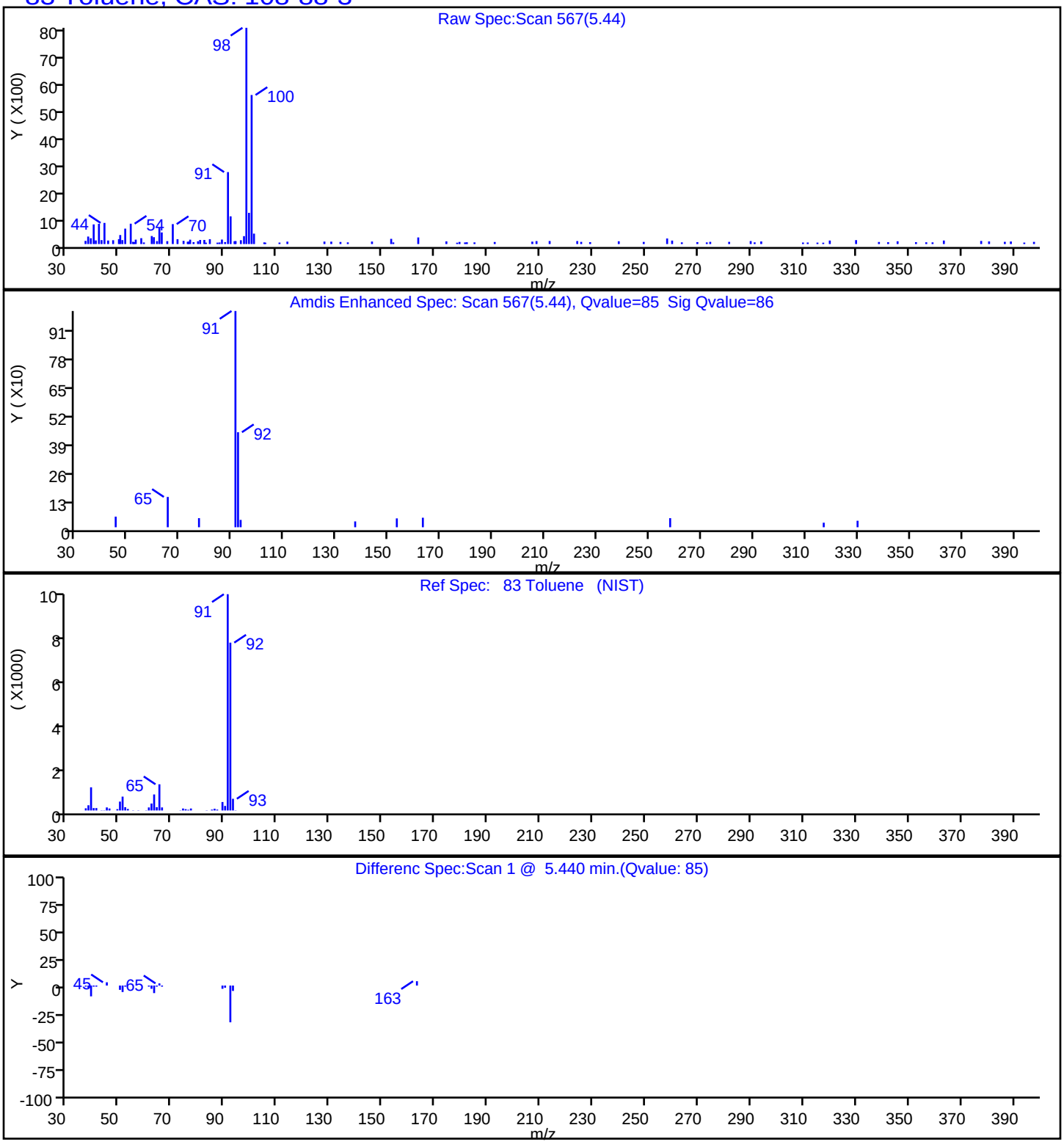

Eurofins TestAmerica, Edison

Data File:	\\chromna\Edison\ChromData\CVOAMS5\20191006-98848.b\E04304.D				
Injection Date:	07-Oct-2019 02:25:30	Instrument ID:	CVOAMS5		
Lims ID:	460-192524-B-2	Lab Sample ID:	460-192524-2		
Client ID:	MW-24				
Operator ID:		ALS Bottle#:	21	Worklist Smp#:	22
Purge Vol:	5.000 mL	Dil. Factor:	1.0000		
Method:	8260W_5	Limit Group:	VOA - 8260C Water and Solid		
Column:	Rtx-VMS (0.18 mm)	Detector	MS SCAN		

29 trans-1,2-Dichloroethene, CAS: 156-60-5

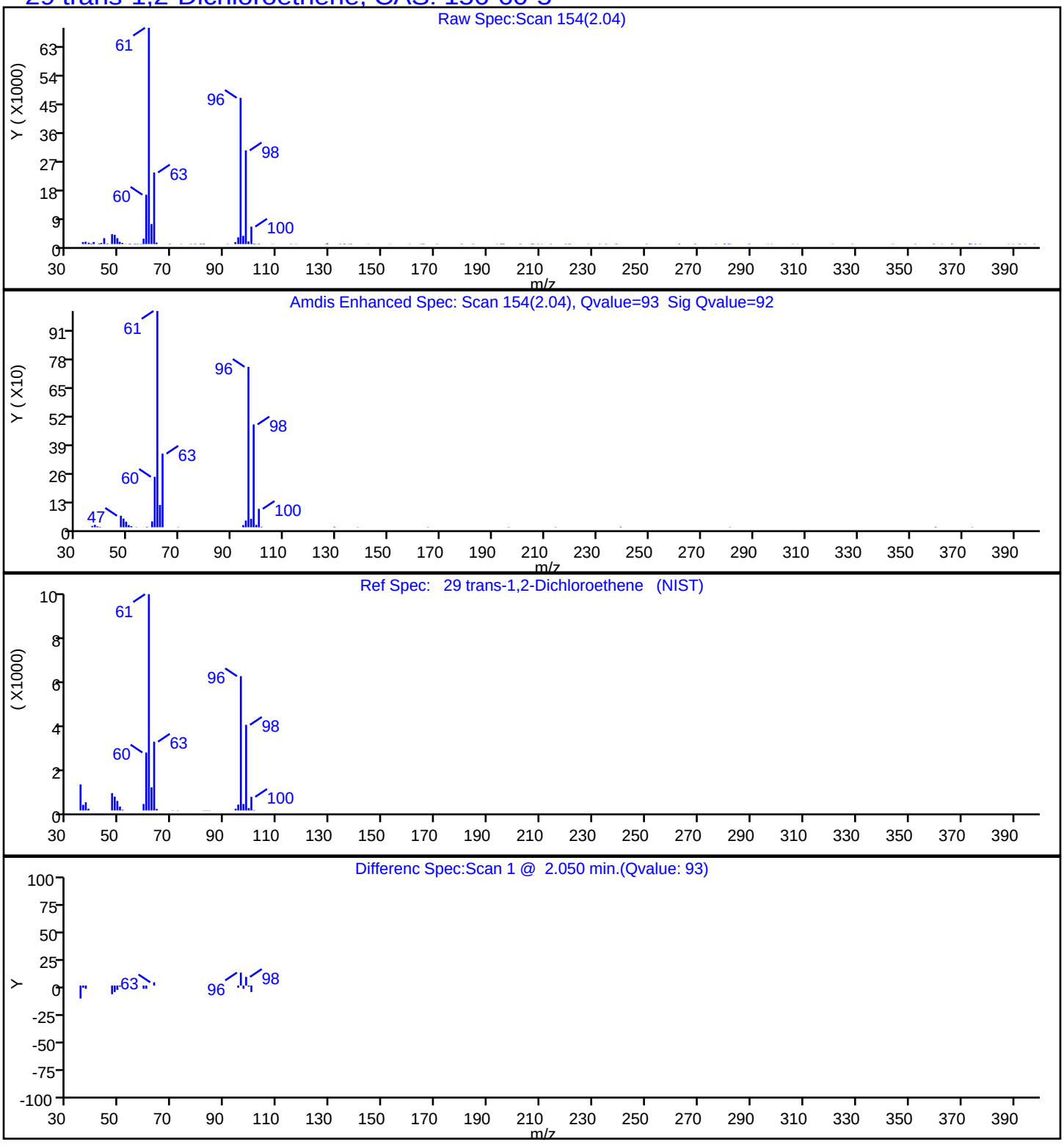

Report Date: 07-Oct-2019 07:11:21 Chrom Revision: 2.3 17-Sep-2019 16:19:08

Eurofins TestAmerica, Edison

Data File:	\\chromna\Edison\ChromData\CVOAMS5\20191006-98848.b\E04304.D				
Injection Date:	07-Oct-2019 02:25:30	Instrument ID:	CVOAMS5		
Lims ID:	460-192524-B-2	Lab Sample ID:	460-192524-2		
Client ID:	MW-24				
Operator ID:		ALS Bottle#:	21	Worklist Smp#:	22
Purge Vol:	5.000 mL	Dil. Factor:	1.0000		
Method:	8260W_5	Limit Group:	VOA - 8260C Water and Solid		
Column:	Rtx-VMS (0.18 mm)	Detector	MS SCAN		

69 Trichloroethene, CAS: 79-01-6

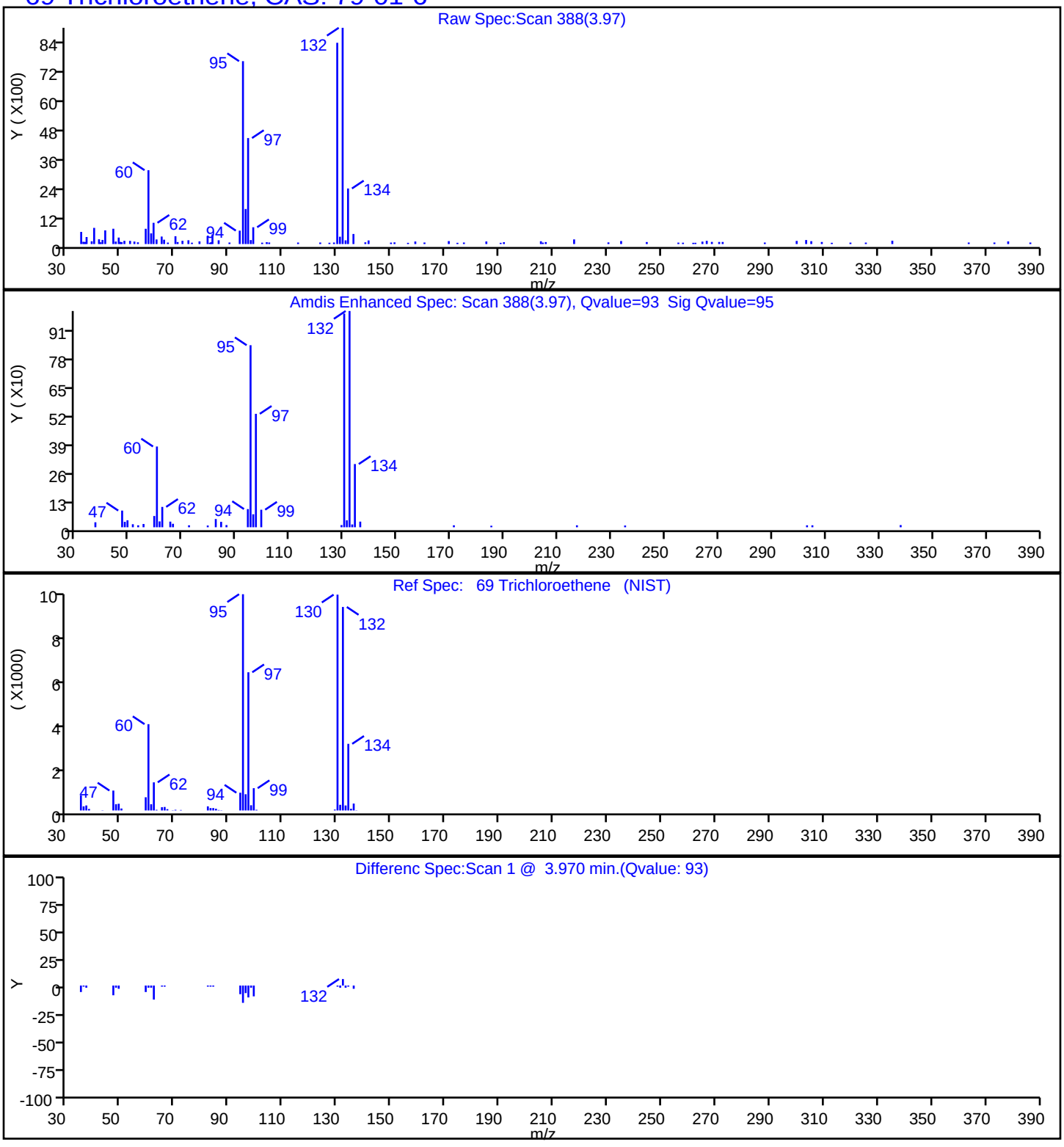

Eurofins TestAmerica, Edison

Data File:	\\chromna\Edison\ChromData\CVOAMS5\20191006-98848.b\E04304.D				
Injection Date:	07-Oct-2019 02:25:30	Instrument ID:	CVOAMS5		
Lims ID:	460-192524-B-2	Lab Sample ID:	460-192524-2		
Client ID:	MW-24				
Operator ID:		ALS Bottle#:	21	Worklist Smp#:	22
Purge Vol:	5.000 mL	Dil. Factor:	1.0000		
Method:	8260W_5	Limit Group:	VOA - 8260C Water and Solid		
Column:	Rtx-VMS (0.18 mm)	Detector	MS SCAN		

7 Vinyl chloride, CAS: 75-01-4

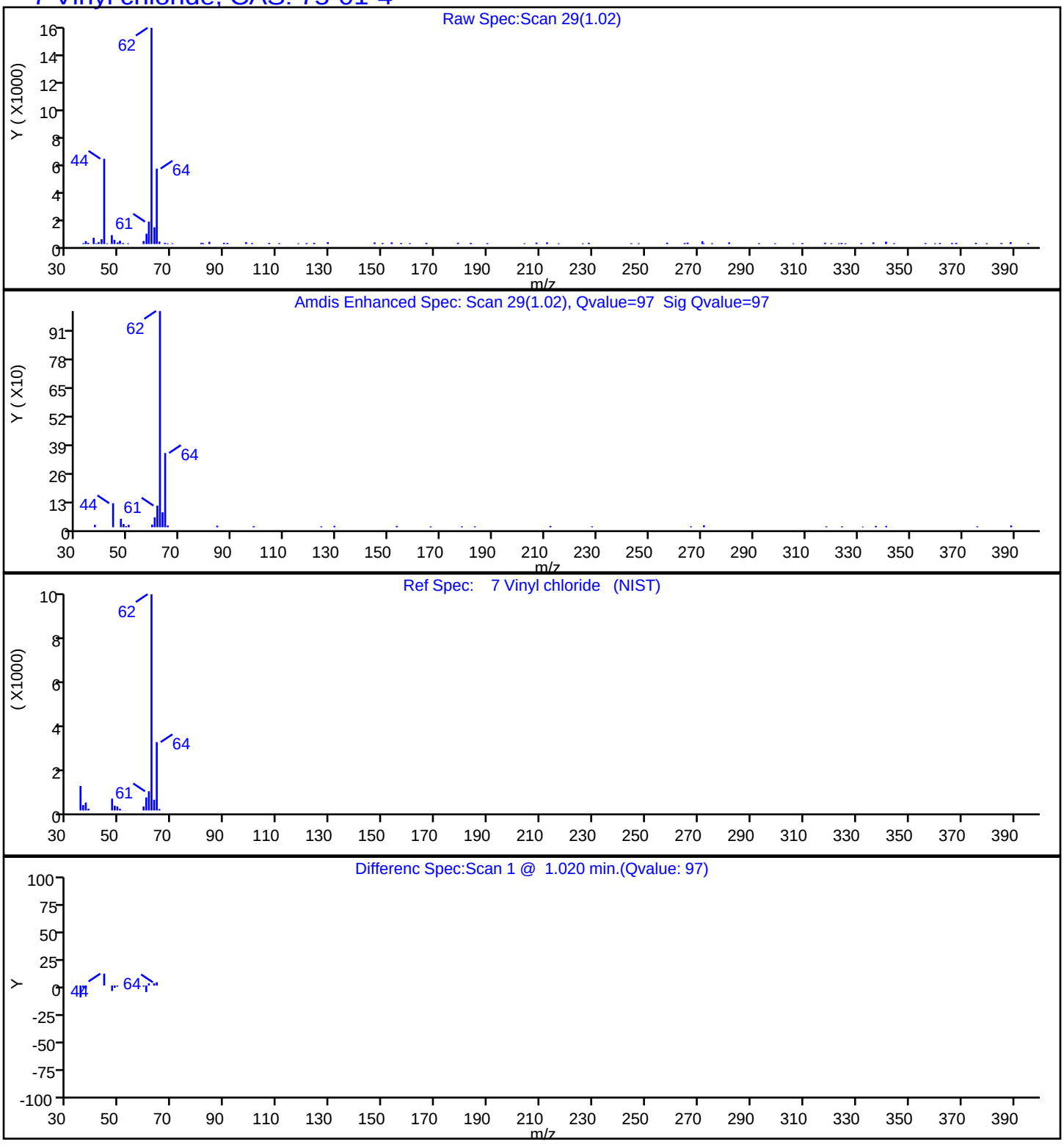

FORM I
GC/MS VOA ORGANICS ANALYSIS DATA SHEET

Lab Name: Eurofins TestAmerica, Edison Job No.: 460-192524-1

SDG No.:

Client Sample ID: MW-43 Lab Sample ID: 460-192524-3

Matrix: Water Lab File ID: E04305.D

Analysis Method: 8260C Date Collected: 09/26/2019 11:06

Sample wt/vol: 5(mL) Date Analyzed: 10/07/2019 02:52

Soil Aliquot Vol: Dilution Factor: 1

Soil Extract Vol.: GC Column: Rtx-VMS ID: 0.18(mm)

% Moisture: Level: (low/med) Low

Analysis Batch No.: 645002 Units: ug/L

CAS NO.	COMPOUND NAME	RESULT	Q	RL	MDL
71-55-6	1,1,1-Trichloroethane	0.24	U	1.0	0.24
79-34-5	1,1,2,2-Tetrachloroethane	0.37	U	1.0	0.37
79-00-5	1,1,2-Trichloroethane	0.43	U	1.0	0.43
75-34-3	1,1-Dichloroethane	0.26	U	1.0	0.26
75-35-4	1,1-Dichloroethene	0.26	U	1.0	0.26
107-06-2	1,2-Dichloroethane	0.43	U	1.0	0.43
78-87-5	1,2-Dichloropropane	0.35	U	1.0	0.35
123-91-1	1,4-Dioxane	69		50	28
78-93-3	2-Butanone	1.9	U	5.0	1.9
591-78-6	2-Hexanone	1.1	U	5.0	1.1
108-10-1	4-Methyl-2-pentanone	1.3	U	5.0	1.3
67-64-1	Acetone	4.4	U	5.0	4.4
71-43-2	Benzene	0.20	U	1.0	0.20
75-27-4	Bromodichloromethane	0.34	U	1.0	0.34
75-25-2	Bromoform	0.54	U	1.0	0.54
74-83-9	Bromomethane	0.55	U	1.0	0.55
75-15-0	Carbon disulfide	0.82	U	1.0	0.82
56-23-5	Carbon tetrachloride	0.21	U	1.0	0.21
108-90-7	Chlorobenzene	4.7		1.0	0.38
75-00-3	Chloroethane	0.32	U	1.0	0.32
67-66-3	Chloroform	0.33	U	1.0	0.33
74-87-3	Chloromethane	0.40	U	1.0	0.40
156-59-2	cis-1,2-Dichloroethene	0.34	J	1.0	0.22
10061-01-5	cis-1,3-Dichloropropene	0.22	U	1.0	0.22
124-48-1	Dibromochloromethane	0.28	U	1.0	0.28
100-41-4	Ethylbenzene	0.30	U	1.0	0.30
75-09-2	Methylene Chloride	0.32	U	1.0	0.32
100-42-5	Styrene	0.42	U	1.0	0.42
127-18-4	Tetrachloroethene	0.25	U	1.0	0.25
108-88-3	Toluene	0.38	U	1.0	0.38
156-60-5	trans-1,2-Dichloroethene	0.24	U	1.0	0.24
10061-02-6	trans-1,3-Dichloropropene	0.49	U	1.0	0.49
79-01-6	Trichloroethene	0.31	U	1.0	0.31
75-01-4	Vinyl chloride	0.17	U	1.0	0.17
1330-20-7	Xylenes, Total	0.65	U	2.0	0.65

FORM I
GC/MS VOA ORGANICS ANALYSIS DATA SHEET

Lab Name: Eurofins TestAmerica, Edison Job No.: 460-192524-1

SDG No.:

Client Sample ID: MW-43 Lab Sample ID: 460-192524-3

Matrix: Water Lab File ID: E04305.D

Analysis Method: 8260C Date Collected: 09/26/2019 11:06

Sample wt/vol: 5(mL) Date Analyzed: 10/07/2019 02:52

Soil Aliquot Vol: Dilution Factor: 1

Soil Extract Vol.: GC Column: Rtx-VMS ID: 0.18(mm)

% Moisture: Level: (low/med) Low

Analysis Batch No.: 645002 Units: ug/L

CAS NO.	SURROGATE	%REC	Q	LIMITS
17060-07-0	1,2-Dichloroethane-d4 (Surr)	103		74-132
460-00-4	Bromofluorobenzene	85		77-124
1868-53-7	Dibromofluoromethane (Surr)	97		72-131
2037-26-5	Toluene-d8 (Surr)	90		80-120

FORM I
GC/MS VOA ORGANICS ANALYSIS DATA SHEET
TENTATIVELY IDENTIFIED COMPOUNDS

Lab Name: Eurofins TestAmerica, Edison Job No.: 460-192524-1

SDG No.:

Client Sample ID: MW-43 Lab Sample ID: 460-192524-3

Matrix: Water Lab File ID: E04305.D

Analysis Method: 8260C Date Collected: 09/26/2019 11:06

Sample wt/vol: 5(mL) Date Analyzed: 10/07/2019 02:52

Soil Aliquot Vol: Dilution Factor: 1

Soil Extract Vol.: GC Column: Rtx-VMS ID: 0.18(mm)

% Moisture: Level: (low/med) Low

Analysis Batch No.: 645002 Units: ug/L

Number TICs Found: 0 TIC Result Total: 0

CAS NO.	COMPOUND NAME	RT	RESULT	Q	MATCH QUALITY
	Tentatively Identified Compound		None		

Eurofins TestAmerica, Edison
Target Compound Quantitation Report

Data File: \\chromna\Edison\ChromData\CVOAMS5\20191006-98848.b\E04305.D
Lims ID: 460-192524-B-3
Client ID: MW-43
Sample Type: Client
Inject. Date: 07-Oct-2019 02:52:30 ALS Bottle#: 22 Worklist Smp#: 23
Purge Vol: 5.000 mL Dil. Factor: 1.0000
Sample Info: 460-192524-B-3
Misc. Info.: 460-0098848-023
Operator ID: Instrument ID: CVOAMS5

Method: \\chromna\Edison\ChromData\CVOAMS5\20191006-98848.b\8260W_5.m
Limit Group: VOA - 8260C Water and Solid
Last Update: 07-Oct-2019 07:10:45 Calib Date: 03-Oct-2019 10:02:30
Integrator: RTE ID Type: Deconvolution ID
Quant Method: Internal Standard Quant By: Initial Calibration
Last ICal File: \\chromna\Edison\ChromData\CVOAMS5\20191003-98633.b\E04166.D

Column 1 : Rtx-VMS (0.18 mm) Det: MS SCAN
Process Host: CTX0313

First Level Reviewer: tupayachia Date: 07-Oct-2019 07:11:44

Compound	Sig	RT (min.)	Exp RT (min.)	Dlt RT (min.)	Q	Response	OnCol Amt ug/l	Flags
* 33 TBA-d9 (IS)	65	2.143	2.175	-0.032	100	291081	1000.0	
42 cis-1,2-Dichloroethene	96	2.817	2.809	0.008	47	1330	0.3409	
$ 51 Dibromofluoromethane (Surr	113	3.155	3.155	0.000	97	178493	48.3	
* 53 2-Butanone-d5	46	3.229	3.237	-0.008	100	288466	250.0	
$ 61 1,2-Dichloroethane-d4 (Sur	65	3.575	3.574	0.001	95	181344	51.5	
* 66 Fluorobenzene	96	3.813	3.813	0.000	99	597114	50.0	
* 76 1,4-Dioxane-d8	96	4.719	4.735	-0.017	96	34340	1000.0	
78 1,4-Dioxane	88	4.760	4.751	0.009	45	3174	68.9	
$ 82 Toluene-d8 (Surr)	98	5.385	5.385	0.000	99	622274	45.0	
* 96 Chlorobenzene-d5	117	7.294	7.294	0.000	83	484516	50.0	
97 Chlorobenzene	112	7.311	7.311	0.000	89	43138	4.73	
$ 107 4-Bromofluorobenzene	174	9.080	9.080	0.000	0	171493	42.5	
* 123 1,4-Dichlorobenzene-d4	152	10.858	10.849	0.009	93	186046	50.0	

Reagents:

8260ISNEW_00135	Amount Added:	1.00	Units: uL	Run Reagent
8260SURR250_00201	Amount Added:	1.00	Units: uL	Run Reagent

Report Date: 07-Oct-2019 07:11:45 Chrom Revision: 2.3 17-Sep-2019 16:19:08

Eurofins TestAmerica, Edison

Data File: \\chromna\Edison\ChromData\CVOAMS5\20191006-98848.b\E04305.D

Injection Date:	07-Oct-2019 02:52:30	Instrument ID:	CVOAMS5	Operator ID:	
Lims ID:	460-192524-B-3	Lab Sample ID:	460-192524-3	Worklist Smp#:	23
Client ID:	MW-43				
Purge Vol:	5.000 mL	Dil. Factor:	1.0000	ALS Bottle#:	22
Method:	8260W_5	Limit Group:	VOA - 8260C Water and Solid		

Column: Rtx-VMS (0.18 mm)

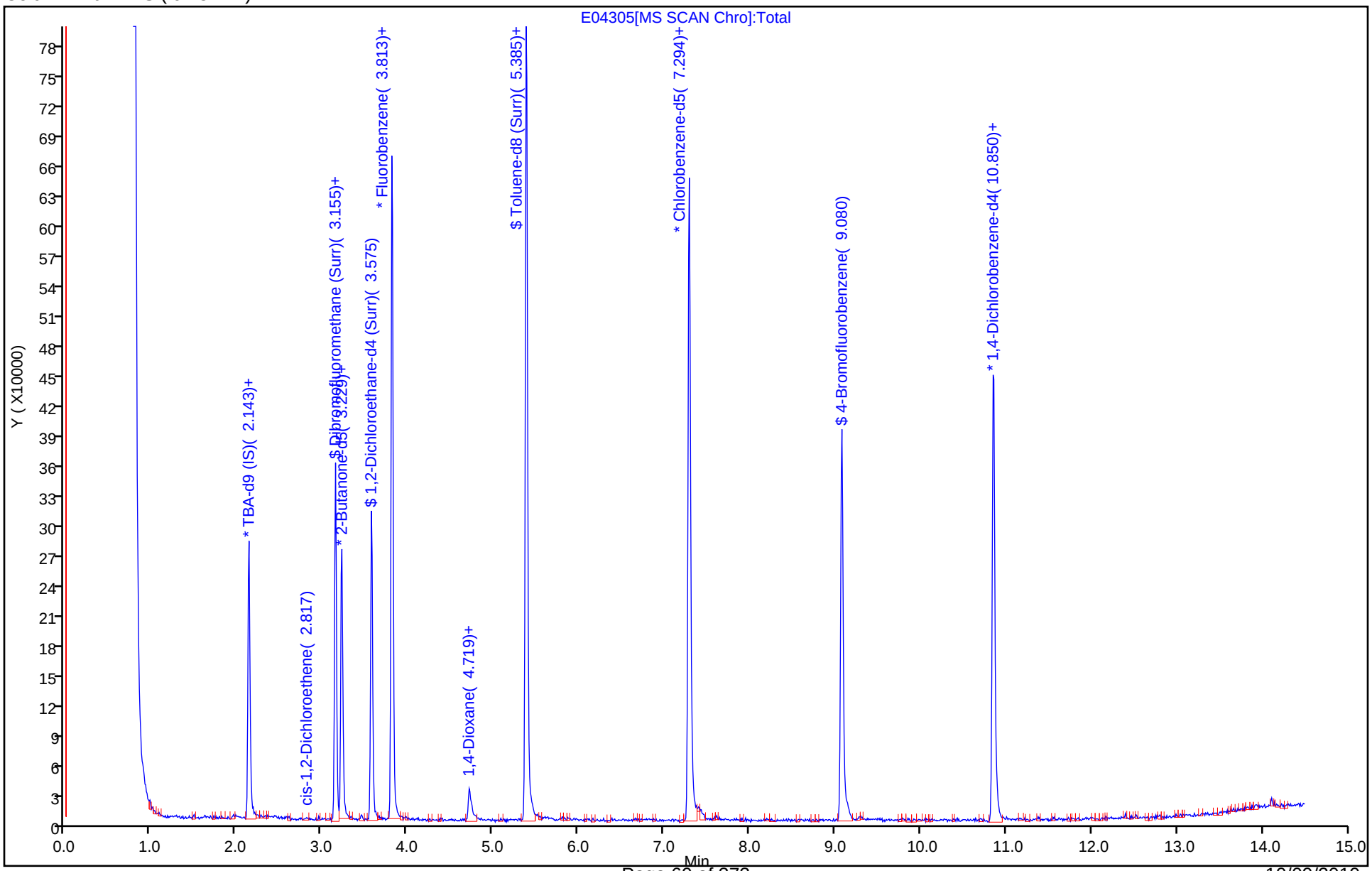

Eurofins TestAmerica, Edison

Data File:	\\chromna\Edison\ChromData\CVOAMS5\20191006-98848.b\E04305.D				
Injection Date:	07-Oct-2019 02:52:30	Instrument ID:	CVOAMS5		
Lims ID:	460-192524-B-3	Lab Sample ID:	460-192524-3		
Client ID:	MW-43				
Operator ID:		ALS Bottle#:	22	Worklist Smp#:	23
Purge Vol:	5.000 mL	Dil. Factor:	1.0000		
Method:	8260W_5	Limit Group:	VOA - 8260C Water and Solid		
Column:	Rtx-VMS (0.18 mm)	Detector	MS SCAN		

78 1,4-Dioxane, CAS: 123-91-1

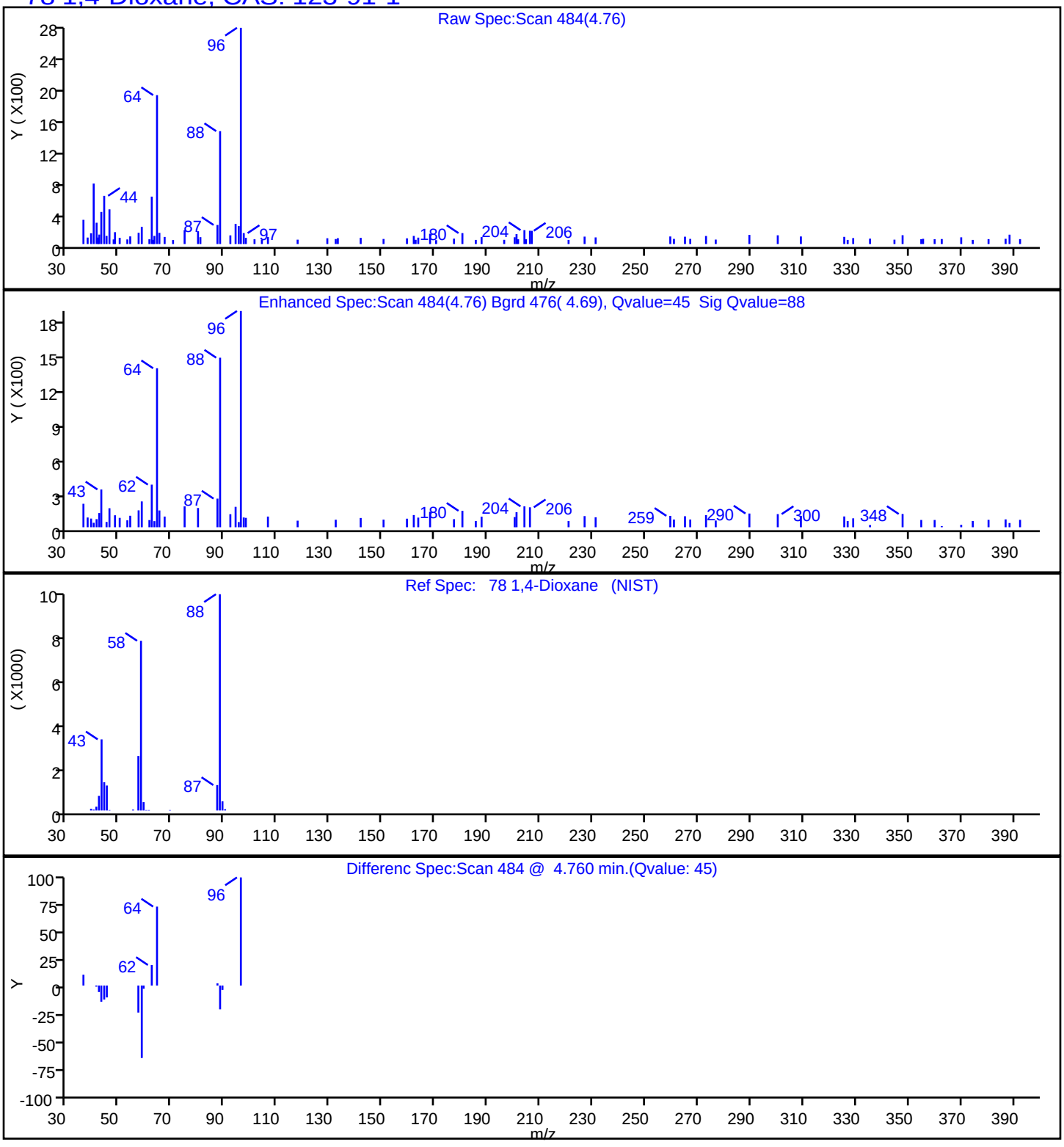

Eurofins TestAmerica, Edison

Data File:	\\chromna\Edison\ChromData\CVOAMS5\20191006-98848.b\E04305.D				
Injection Date:	07-Oct-2019 02:52:30	Instrument ID:	CVOAMS5		
Lims ID:	460-192524-B-3	Lab Sample ID:	460-192524-3		
Client ID:	MW-43				
Operator ID:		ALS Bottle#:	22	Worklist Smp#:	23
Purge Vol:	5.000 mL	Dil. Factor:	1.0000		
Method:	8260W_5	Limit Group:	VOA - 8260C Water and Solid		
Column:	Rtx-VMS (0.18 mm)	Detector	MS SCAN		

97 Chlorobenzene, CAS: 108-90-7

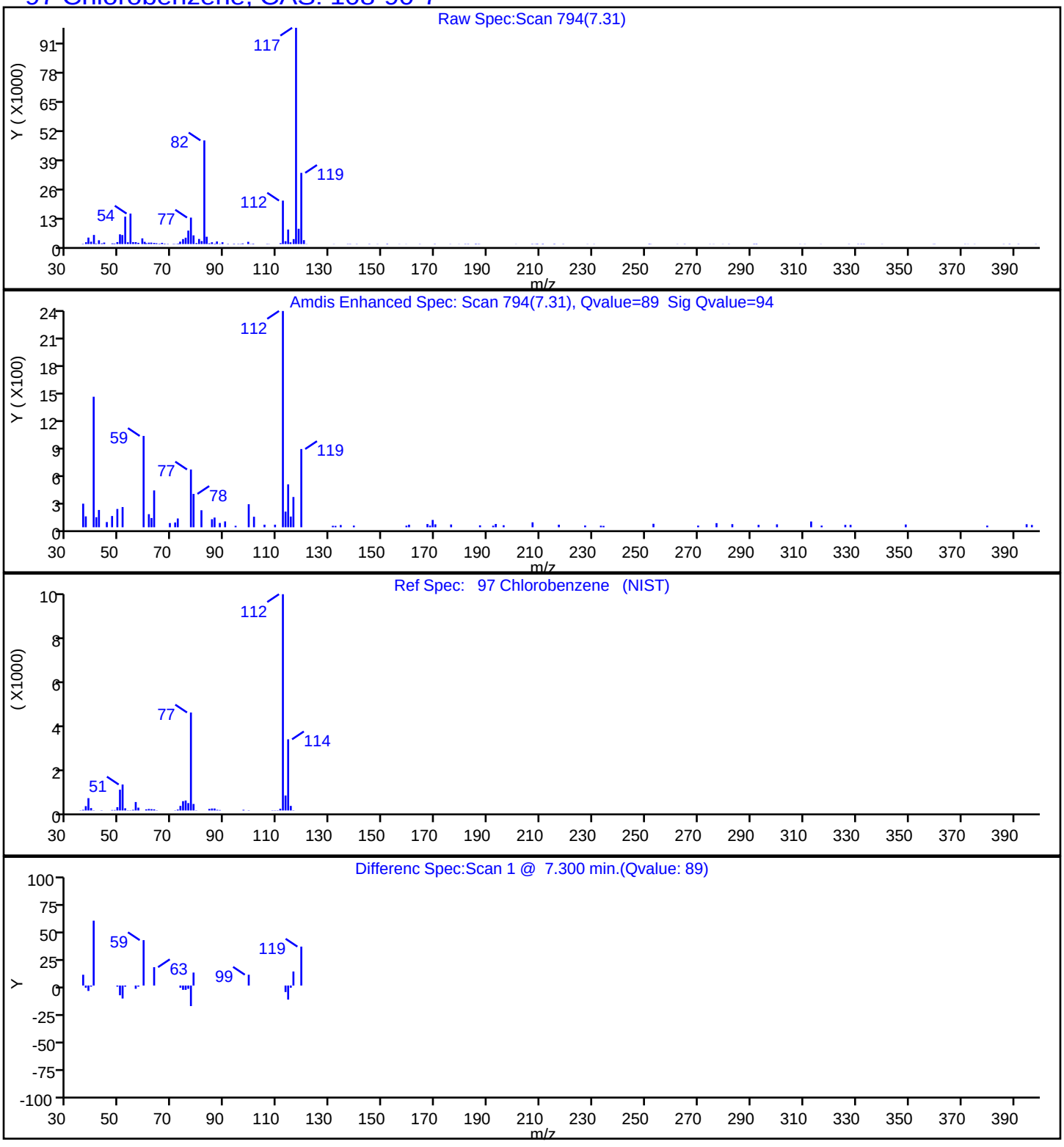

Eurofins TestAmerica, Edison

Data File:	\\chromna\Edison\ChromData\CVOAMS5\20191006-98848.b\E04305.D				
Injection Date:	07-Oct-2019 02:52:30	Instrument ID:	CVOAMS5		
Lims ID:	460-192524-B-3	Lab Sample ID:	460-192524-3		
Client ID:	MW-43				
Operator ID:		ALS Bottle#:	22	Worklist Smp#:	23
Purge Vol:	5.000 mL	Dil. Factor:	1.0000		
Method:	8260W_5	Limit Group:	VOA - 8260C Water and Solid		
Column:	Rtx-VMS (0.18 mm)	Detector	MS SCAN		

42 cis-1,2-Dichloroethene, CAS: 156-59-2

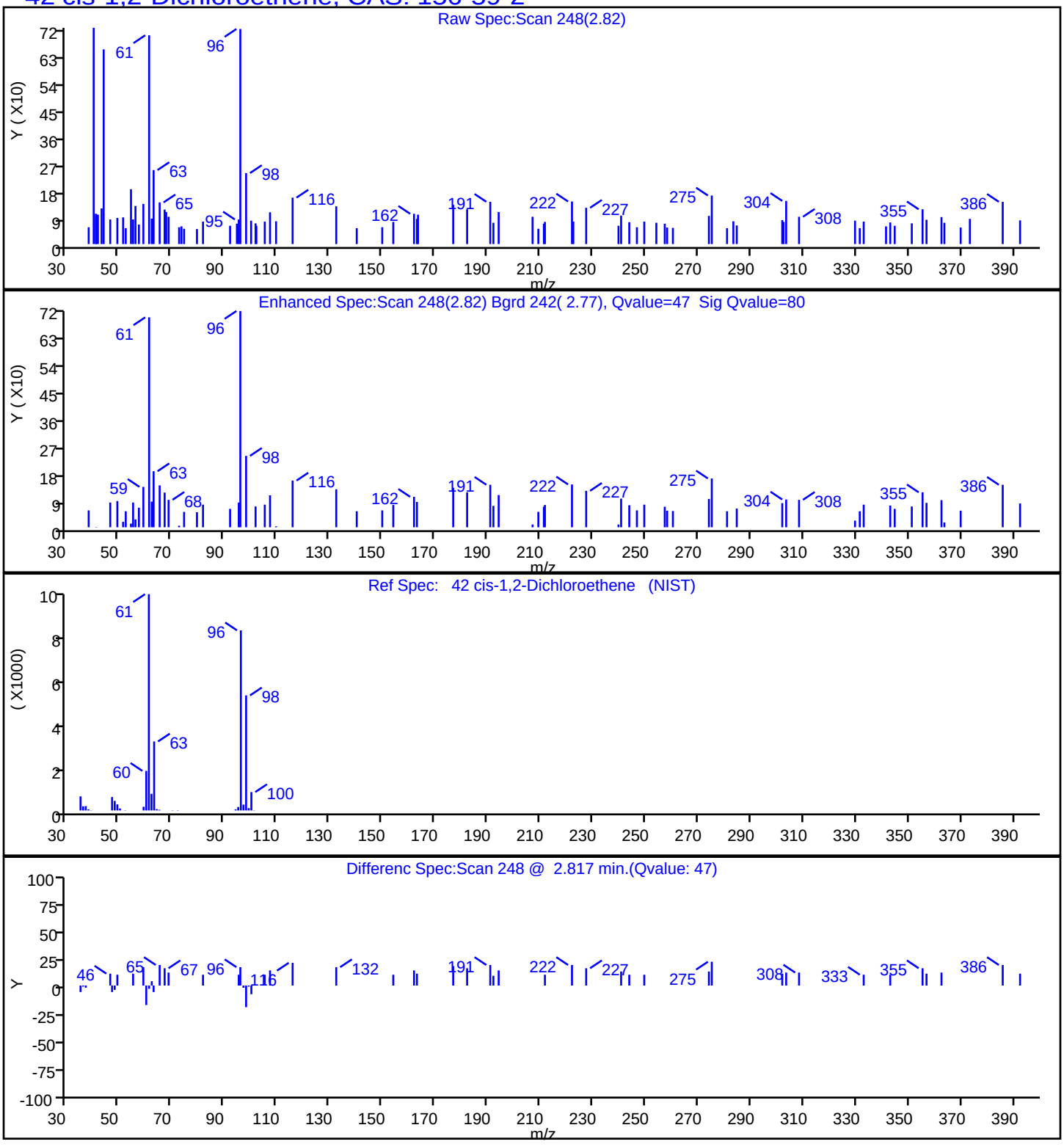

FORM I
GC/MS VOA ORGANICS ANALYSIS DATA SHEET

Lab Name: Eurofins TestAmerica, Edison Job No.: 460-192524-1

SDG No.:

Client Sample ID: FB Lab Sample ID: 460-192524-4

Matrix: Water Lab File ID: E04303.D

Analysis Method: 8260C Date Collected: 09/26/2019 11:39

Sample wt/vol: 5(mL) Date Analyzed: 10/07/2019 01:57

Soil Aliquot Vol: Dilution Factor: 1

Soil Extract Vol.: GC Column: Rtx-VMS ID: 0.18(mm)

% Moisture: Level: (low/med) Low

Analysis Batch No.: 645002 Units: ug/L

CAS NO.	COMPOUND NAME	RESULT	Q	RL	MDL
71-55-6	1,1,1-Trichloroethane	0.24	U	1.0	0.24
79-34-5	1,1,2,2-Tetrachloroethane	0.37	U	1.0	0.37
79-00-5	1,1,2-Trichloroethane	0.43	U	1.0	0.43
75-34-3	1,1-Dichloroethane	0.26	U	1.0	0.26
75-35-4	1,1-Dichloroethene	0.26	U	1.0	0.26
107-06-2	1,2-Dichloroethane	0.43	U	1.0	0.43
78-87-5	1,2-Dichloropropane	0.35	U	1.0	0.35
123-91-1	1,4-Dioxane	28	U	50	28
78-93-3	2-Butanone	1.9	U	5.0	1.9
591-78-6	2-Hexanone	1.1	U	5.0	1.1
108-10-1	4-Methyl-2-pentanone	1.3	U	5.0	1.3
67-64-1	Acetone	4.4	U	5.0	4.4
71-43-2	Benzene	0.20	U	1.0	0.20
75-27-4	Bromodichloromethane	0.34	U	1.0	0.34
75-25-2	Bromoform	0.54	U	1.0	0.54
74-83-9	Bromomethane	0.55	U	1.0	0.55
75-15-0	Carbon disulfide	0.82	U	1.0	0.82
56-23-5	Carbon tetrachloride	0.21	U	1.0	0.21
108-90-7	Chlorobenzene	0.38	U	1.0	0.38
75-00-3	Chloroethane	0.32	U	1.0	0.32
67-66-3	Chloroform	0.33	U	1.0	0.33
74-87-3	Chloromethane	0.40	U	1.0	0.40
156-59-2	cis-1,2-Dichloroethene	0.22	U	1.0	0.22
10061-01-5	cis-1,3-Dichloropropene	0.22	U	1.0	0.22
124-48-1	Dibromochloromethane	0.28	U	1.0	0.28
100-41-4	Ethylbenzene	0.30	U	1.0	0.30
75-09-2	Methylene Chloride	0.32	U	1.0	0.32
100-42-5	Styrene	0.42	U	1.0	0.42
127-18-4	Tetrachloroethene	0.25	U	1.0	0.25
108-88-3	Toluene	0.38	U	1.0	0.38
156-60-5	trans-1,2-Dichloroethene	0.24	U	1.0	0.24
10061-02-6	trans-1,3-Dichloropropene	0.49	U	1.0	0.49
79-01-6	Trichloroethene	0.31	U	1.0	0.31
75-01-4	Vinyl chloride	0.17	U	1.0	0.17
1330-20-7	Xylenes, Total	0.65	U	2.0	0.65

FORM I
GC/MS VOA ORGANICS ANALYSIS DATA SHEET

Lab Name: Eurofins TestAmerica, Edison Job No.: 460-192524-1

SDG No.:

Client Sample ID: FB Lab Sample ID: 460-192524-4

Matrix: Water Lab File ID: E04303.D

Analysis Method: 8260C Date Collected: 09/26/2019 11:39

Sample wt/vol: 5(mL) Date Analyzed: 10/07/2019 01:57

Soil Aliquot Vol: Dilution Factor: 1

Soil Extract Vol.: GC Column: Rtx-VMS ID: 0.18(mm)

% Moisture: Level: (low/med) Low

Analysis Batch No.: 645002 Units: ug/L

CAS NO.	SURROGATE	%REC	Q	LIMITS
17060-07-0	1,2-Dichloroethane-d4 (Surr)	107		74-132
460-00-4	Bromofluorobenzene	89		77-124
1868-53-7	Dibromofluoromethane (Surr)	99		72-131
2037-26-5	Toluene-d8 (Surr)	93		80-120

FORM I
GC/MS VOA ORGANICS ANALYSIS DATA SHEET
TENTATIVELY IDENTIFIED COMPOUNDS

Lab Name: Eurofins TestAmerica, Edison Job No.: 460-192524-1

SDG No.:

Client Sample ID: FB Lab Sample ID: 460-192524-4

Matrix: Water Lab File ID: E04303.D

Analysis Method: 8260C Date Collected: 09/26/2019 11:39

Sample wt/vol: 5(mL) Date Analyzed: 10/07/2019 01:57

Soil Aliquot Vol: Dilution Factor: 1

Soil Extract Vol.: GC Column: Rtx-VMS ID: 0.18(mm)

% Moisture: Level: (low/med) Low

Analysis Batch No.: 645002 Units: ug/L

Number TICs Found: 0 TIC Result Total: 0

CAS NO.	COMPOUND NAME	RT	RESULT	Q	MATCH QUALITY
	Tentatively Identified Compound		None		

Eurofins TestAmerica, Edison
Target Compound Quantitation Report

Data File:	\\chromna\Edison\ChromData\CVOAMS5\20191006-98848.b\E04303.D				
Lims ID:	460-192524-B-4				
Client ID:	FB				
Sample Type:	Client				
Inject. Date:	07-Oct-2019 01:57:30	ALS Bottle#:	20	Worklist Smp#:	21
Purge Vol:	5.000 mL	Dil. Factor:	1.0000		
Sample Info:	460-192524-B-4				
Misc. Info.:	460-0098848-021				
Operator ID:		Instrument ID:	CVOAMS5		
Method:	\\chromna\Edison\ChromData\CVOAMS5\20191006-98848.b\8260W_5.m				
Limit Group:	VOA - 8260C Water and Solid				
Last Update:	07-Oct-2019 07:10:45	Calib Date:	03-Oct-2019 10:02:30		
Integrator:	RTE	ID Type:	Deconvolution ID		
Quant Method:	Internal Standard	Quant By:	Initial Calibration		
Last ICal File:	\\chromna\Edison\ChromData\CVOAMS5\20191003-98633.b\E04166.D				
Column 1 :	Rtx-VMS (0.18 mm)		Det: MS SCAN		
Process Host:	CTX0313				
First Level Reviewer: tupayachia		Date:	07-Oct-2019 07:10:45		

Compound	Sig	RT (min.)	Exp RT (min.)	Dlt RT (min.)	Q	Response	OnCol Amt ug/l	Flags
* 33 TBA-d9 (IS)	65	2.143	2.175	-0.032	99	273845	1000.0	
$ 51 Dibromofluoromethane (Surr	113	3.155	3.155	0.000	98	177483	49.6	
* 53 2-Butanone-d5	46	3.229	3.237	-0.008	100	262674	250.0	
$ 61 1,2-Dichloroethane-d4 (Sur	65	3.575	3.574	0.001	95	183118	53.7	
* 66 Fluorobenzene	96	3.813	3.813	0.000	99	578553	50.0	
* 76 1,4-Dioxane-d8	96	4.718	4.735	-0.017	99	33583	1000.0	
$ 82 Toluene-d8 (Surr)	98	5.385	5.385	0.000	100	622387	46.7	
* 96 Chlorobenzene-d5	117	7.294	7.294	0.000	84	466467	50.0	
$ 107 4-Bromofluorobenzene	174	9.080	9.080	0.000	0	173180	44.6	
* 123 1,4-Dichlorobenzene-d4	152	10.850	10.849	0.001	93	186700	50.0	

Reagents:

8260ISNEW_00135	Amount Added:	1.00	Units: uL	Run Reagent
8260SURR250_00201	Amount Added:	1.00	Units: uL	Run Reagent

Report Date: 07-Oct-2019 07:10:46 Chrom Revision: 2.3 17-Sep-2019 16:19:08

Eurofins TestAmerica, Edison

Data File: \\chromna\Edison\ChromData\CVOAMS5\20191006-98848.b\E04303.D

Injection Date:	07-Oct-2019 01:57:30	Instrument ID:	CVOAMS5	Operator ID:	
Lims ID:	460-192524-B-4	Lab Sample ID:	460-192524-4	Worklist Smp#:	21
Client ID:	FB				
Purge Vol:	5.000 mL	Dil. Factor:	1.0000	ALS Bottle#:	20
Method:	8260W_5	Limit Group:	VOA - 8260C Water and Solid		

Column: Rtx-VMS (0.18 mm)

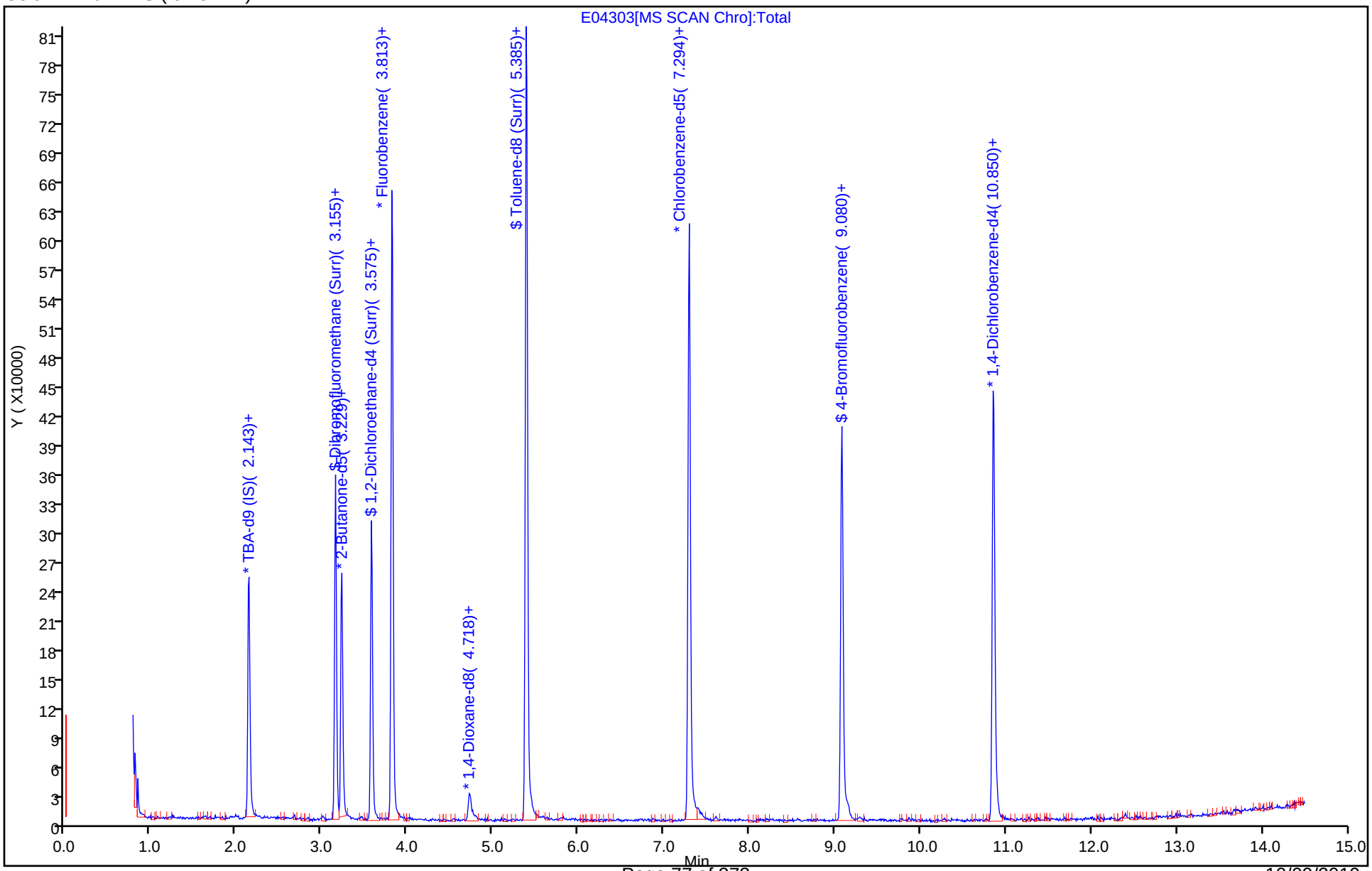

User Disabled Compound Report

Eurofins TestAmerica, Edison

Data File:	\\chromna\Edison\ChromData\CVOAMS5\20191006-98848.b\E04303.D		
Injection Date:	07-Oct-2019 01:57:30	Instrument ID:	CVOAMS5
Lims ID:	460-192524-B-4	Lab Sample ID:	460-192524-4
Client ID:	FB		
Operator ID:		ALS Bottle#:	20 Worklist Smp#: 21
Purge Vol:	5.000 mL	Dil. Factor:	1.0000
Method:	8260W_5	Limit Group:	VOA - 8260C Water and Solid
Column:	Rtx-VMS (0.18 mm)	Detector	MS SCAN

10 Chloroethane, CAS: 75-00-3

Processing Results

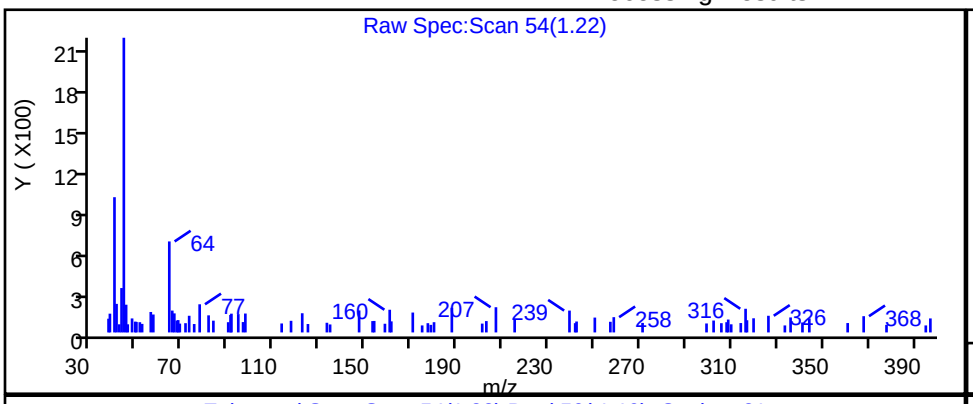

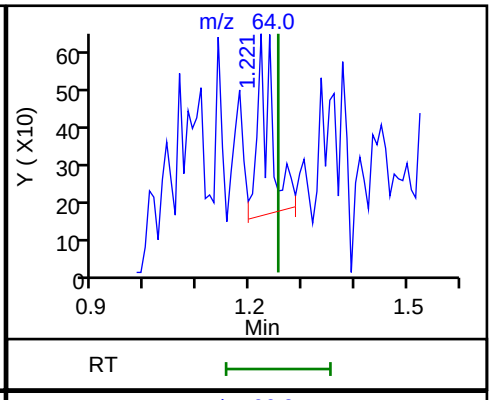

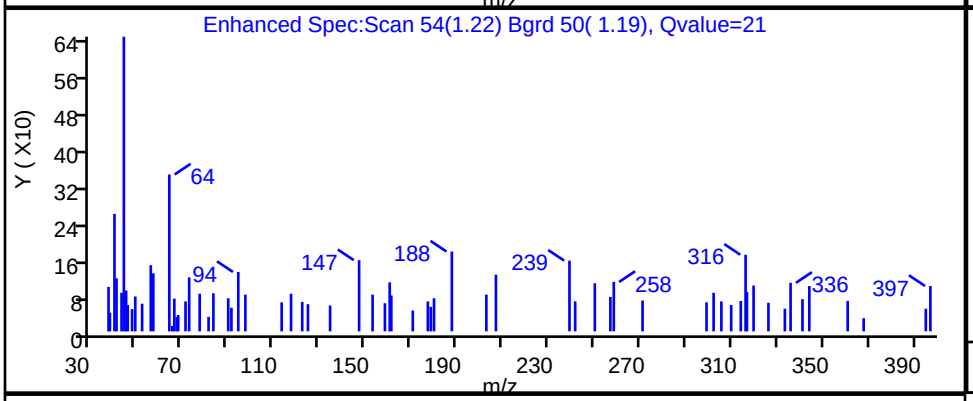

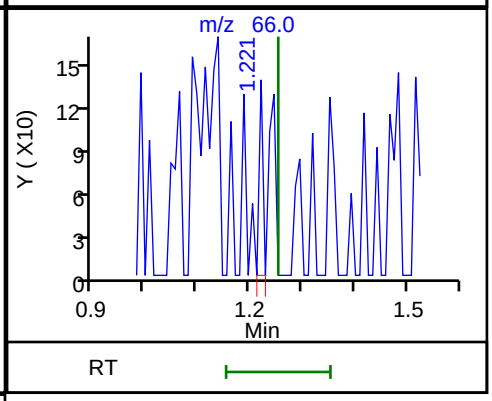

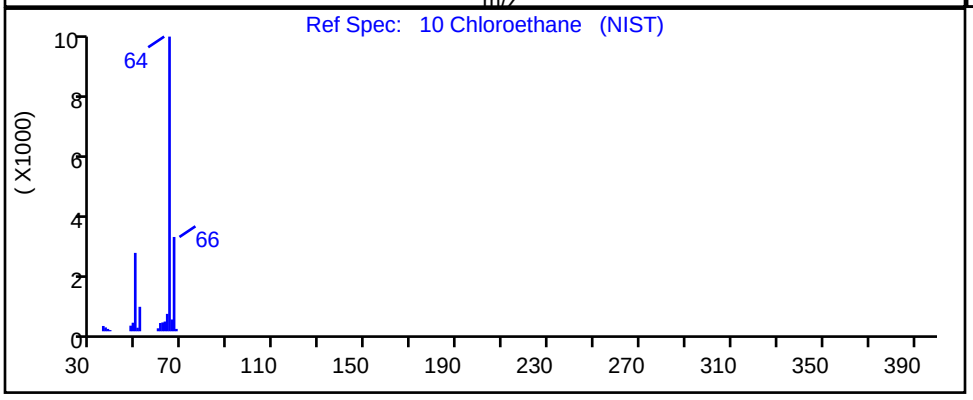

RT	Mass	Response	Amount
1.22	64.00	916	0.368640
1.22	66.00	67	

Reviewer: tupayachia, 07-Oct-2019 07:10:39

Audit Action: Marked Compound Undetected Audit Reason: Invalid Compound ID

FORM I
GC/MS VOA ORGANICS ANALYSIS DATA SHEET

Lab Name: Eurofins TestAmerica, Edison Job No.: 460-192524-1

SDG No.:

Client Sample ID: PZ-23 Lab Sample ID: 460-192524-5

Matrix: Water Lab File ID: E04306.D

Analysis Method: 8260C Date Collected: 09/26/2019 11:44

Sample wt/vol: 5(mL) Date Analyzed: 10/07/2019 03:20

Soil Aliquot Vol: Dilution Factor: 1

Soil Extract Vol.: GC Column: Rtx-VMS ID: 0.18(mm)

% Moisture: Level: (low/med) Low

Analysis Batch No.: 645002 Units: ug/L

CAS NO.	COMPOUND NAME	RESULT	Q	RL	MDL
71-55-6	1,1,1-Trichloroethane	0.24	U	1.0	0.24
79-34-5	1,1,2,2-Tetrachloroethane	0.37	U	1.0	0.37
79-00-5	1,1,2-Trichloroethane	0.43	U	1.0	0.43
75-34-3	1,1-Dichloroethane	0.26	U	1.0	0.26
75-35-4	1,1-Dichloroethene	0.26	U	1.0	0.26
107-06-2	1,2-Dichloroethane	0.43	U	1.0	0.43
78-87-5	1,2-Dichloropropane	0.35	U	1.0	0.35
123-91-1	1,4-Dioxane	120		50	28
78-93-3	2-Butanone	1.9	U	5.0	1.9
591-78-6	2-Hexanone	1.1	U	5.0	1.1
108-10-1	4-Methyl-2-pentanone	1.3	U	5.0	1.3
67-64-1	Acetone	4.4	U	5.0	4.4
71-43-2	Benzene	0.20	U	1.0	0.20
75-27-4	Bromodichloromethane	0.34	U	1.0	0.34
75-25-2	Bromoform	0.54	U	1.0	0.54
74-83-9	Bromomethane	0.55	U	1.0	0.55
75-15-0	Carbon disulfide	0.82	U	1.0	0.82
56-23-5	Carbon tetrachloride	0.21	U	1.0	0.21
108-90-7	Chlorobenzene	0.38	U	1.0	0.38
75-00-3	Chloroethane	0.32	U	1.0	0.32
67-66-3	Chloroform	0.33	U	1.0	0.33
74-87-3	Chloromethane	0.40	U	1.0	0.40
156-59-2	cis-1,2-Dichloroethene	0.26	J	1.0	0.22
10061-01-5	cis-1,3-Dichloropropene	0.22	U	1.0	0.22
124-48-1	Dibromochloromethane	0.28	U	1.0	0.28
100-41-4	Ethylbenzene	0.30	U	1.0	0.30
75-09-2	Methylene Chloride	0.32	U	1.0	0.32
100-42-5	Styrene	0.42	U	1.0	0.42
127-18-4	Tetrachloroethene	0.25	U	1.0	0.25
108-88-3	Toluene	0.38	U	1.0	0.38
156-60-5	trans-1,2-Dichloroethene	0.24	U	1.0	0.24
10061-02-6	trans-1,3-Dichloropropene	0.49	U	1.0	0.49
79-01-6	Trichloroethene	0.31	U	1.0	0.31
75-01-4	Vinyl chloride	0.17	U	1.0	0.17
1330-20-7	Xylenes, Total	0.65	U	2.0	0.65

FORM I
GC/MS VOA ORGANICS ANALYSIS DATA SHEET

Lab Name: Eurofins TestAmerica, Edison Job No.: 460-192524-1

SDG No.:

Client Sample ID: PZ-23 Lab Sample ID: 460-192524-5

Matrix: Water Lab File ID: E04306.D

Analysis Method: 8260C Date Collected: 09/26/2019 11:44

Sample wt/vol: 5(mL) Date Analyzed: 10/07/2019 03:20

Soil Aliquot Vol: Dilution Factor: 1

Soil Extract Vol.: GC Column: Rtx-VMS ID: 0.18(mm)

% Moisture: Level: (low/med) Low

Analysis Batch No.: 645002 Units: ug/L

CAS NO.	SURROGATE	%REC	Q	LIMITS
17060-07-0	1,2-Dichloroethane-d4 (Surr)	118		74-132
460-00-4	Bromofluorobenzene	97		77-124
1868-53-7	Dibromofluoromethane (Surr)	110		72-131
2037-26-5	Toluene-d8 (Surr)	102		80-120

FORM I
GC/MS VOA ORGANICS ANALYSIS DATA SHEET
TENTATIVELY IDENTIFIED COMPOUNDS

Lab Name: Eurofins TestAmerica, Edison Job No.: 460-192524-1

SDG No.:

Client Sample ID: PZ-23 Lab Sample ID: 460-192524-5

Matrix: Water Lab File ID: E04306.D

Analysis Method: 8260C Date Collected: 09/26/2019 11:44

Sample wt/vol: 5(mL) Date Analyzed: 10/07/2019 03:20

Soil Aliquot Vol: Dilution Factor: 1

Soil Extract Vol.: GC Column: Rtx-VMS ID: 0.18(mm)

% Moisture: Level: (low/med) Low

Analysis Batch No.: 645002 Units: ug/L

Number TICs Found: 1 TIC Result Total: 6.5

CAS NO.	COMPOUND NAME	RT	RESULT	Q	MATCH QUALITY
60-29-7	Ethyl ether	1.50	6.5	J N	87%

Eurofins TestAmerica, Edison
Target Compound Quantitation Report

Data File: \\chromna\Edison\ChromData\CVOAMS5\20191006-98848.b\E04306.D
Lims ID: 460-192524-B-5
Client ID: PZ-23
Sample Type: Client
Inject. Date: 07-Oct-2019 03:20:30 ALS Bottle#: 23 Worklist Smp#: 24
Purge Vol: 5.000 mL Dil. Factor: 1.0000
Sample Info: 460-192524-B-5
Misc. Info.: 460-0098848-024
Operator ID: Instrument ID: CVOAMS5

Method: \\chromna\Edison\ChromData\CVOAMS5\20191006-98848.b\8260W_5.m
Limit Group: VOA - 8260C Water and Solid
Last Update: 07-Oct-2019 07:10:45 Calib Date: 03-Oct-2019 10:02:30
Integrator: RTE ID Type: Deconvolution ID
Quant Method: Internal Standard Quant By: Initial Calibration
Last ICal File: \\chromna\Edison\ChromData\CVOAMS5\20191003-98633.b\E04166.D

Column 1 : Rtx-VMS (0.18 mm) Det: MS SCAN
Process Host: CTX0313

First Level Reviewer: tupayachia Date: 07-Oct-2019 07:12:00

Compound	Sig	RT (min.)	Exp RT (min.)	Dlt RT (min.)	Q	Response	OnCol Amt ug/l	Flags
* 33 TBA-d9 (IS)	65	2.142	2.175	-0.033	100	228554	1000.0	
42 cis-1,2-Dichloroethene	96	2.809	2.809	0.000	51	899	0.2619	
$ 51 Dibromofluoromethane (Surr	113	3.155	3.155	0.000	98	178813	55.0	
* 53 2-Butanone-d5	46	3.229	3.237	-0.008	100	235367	250.0	
$ 61 1,2-Dichloroethane-d4 (Sur	65	3.574	3.574	0.000	95	182759	59.0	
* 66 Fluorobenzene	96	3.813	3.813	0.000	99	525288	50.0	
* 76 1,4-Dioxane-d8	96	4.718	4.735	-0.017	98	27967	1000.0	
78 1,4-Dioxane	88	4.751	4.751	0.000	84	4471	119.2	
$ 82 Toluene-d8 (Surr)	98	5.385	5.385	0.000	100	615973	50.8	
* 96 Chlorobenzene-d5	117	7.294	7.294	0.000	83	424597	50.0	
$ 107 4-Bromofluorobenzene	174	9.080	9.080	0.000	0	170636	48.3	
* 123 1,4-Dichlorobenzene-d4	152	10.849	10.849	0.000	93	168358	50.0	

Reagents:

8260ISNEW_00135 Amount Added: 1.00 Units: uL Run Reagent
8260SURR250_00201 Amount Added: 1.00 Units: uL Run Reagent

Eurofins TestAmerica, Edison
Tentatively Identified Quantitation Report

Data File:	\\chromna\Edison\ChromData\CVOAMS5\20191006-98848.b\E04306.D				
Lims ID:	460-192524-B-5				
Client ID:	PZ-23				
Sample Type:	Client				
Inject. Date:	07-Oct-2019 03:20:30	ALS Bottle#:	23	Worklist Smp#:	24
Purge Vol:	5.000 mL	Dil. Factor:	1.0000		
Sample Info:	460-192524-B-5				
Misc. Info.:	460-0098848-024				
Operator ID:		Instrument ID:	CVOAMS5		
Method:	\\chromna\Edison\ChromData\CVOAMS5\20191006-98848.b\8260W_5.m				
Limit Group:	VOA - 8260C Water and Solid				
Last Update:	07-Oct-2019 07:10:45	Calib Date:	03-Oct-2019 10:02:30		
Tic RT Window:	0.000 -0.000	Response:	area		
Quant By:	Nearest ISTD	Quant LOD:	10.00000		
MS Library:	\\chromna\Edison\Database\NIST02.L				
Min. Match:	50				
Column 1 :	Rtx-VMS (0.18 mm)		Det: MS SCAN		
Process Host:	CTX0313				
First Level Reviewer: tupayachia		Date:	07-Oct-2019 07:12:00		

Tentative Identified Compound Results

RT	Area	Amount ug/l	Quant Cpnd	Qual	Lib Entry	Molecular Formula	Mol. Weight	Flags
60-29-7 Ethyl ether								
1.500	135992	6.54	66	87	824	C4H10O	74	

Quantitation Compounds

Compound	RT	Area	Amount ug/l
* 66 Fluorobenzene	3.813	1039329	50.0

QC Flag Legend

Processing Flags

Reagents:

8260ISNEW_00135	Amount Added:	1.00	Units: uL	Run Reagent
8260SURR250_00201	Amount Added:	1.00	Units: uL	Run Reagent

Report Date: 07-Oct-2019 07:12:00 Chrom Revision: 2.3 17-Sep-2019 16:19:08

Eurofins TestAmerica, Edison

Data File: \\chromna\Edison\ChromData\CVOAMS5\20191006-98848.b\E04306.D

Injection Date:	07-Oct-2019 03:20:30	Instrument ID:	CVOAMS5	Operator ID:	
Lims ID:	460-192524-B-5	Lab Sample ID:	460-192524-5	Worklist Smp#:	24
Client ID:	PZ-23				
Purge Vol:	5.000 mL	Dil. Factor:	1.0000	ALS Bottle#:	23
Method:	8260W_5	Limit Group:	VOA - 8260C Water and Solid		

Column: Rtx-VMS (0.18 mm)

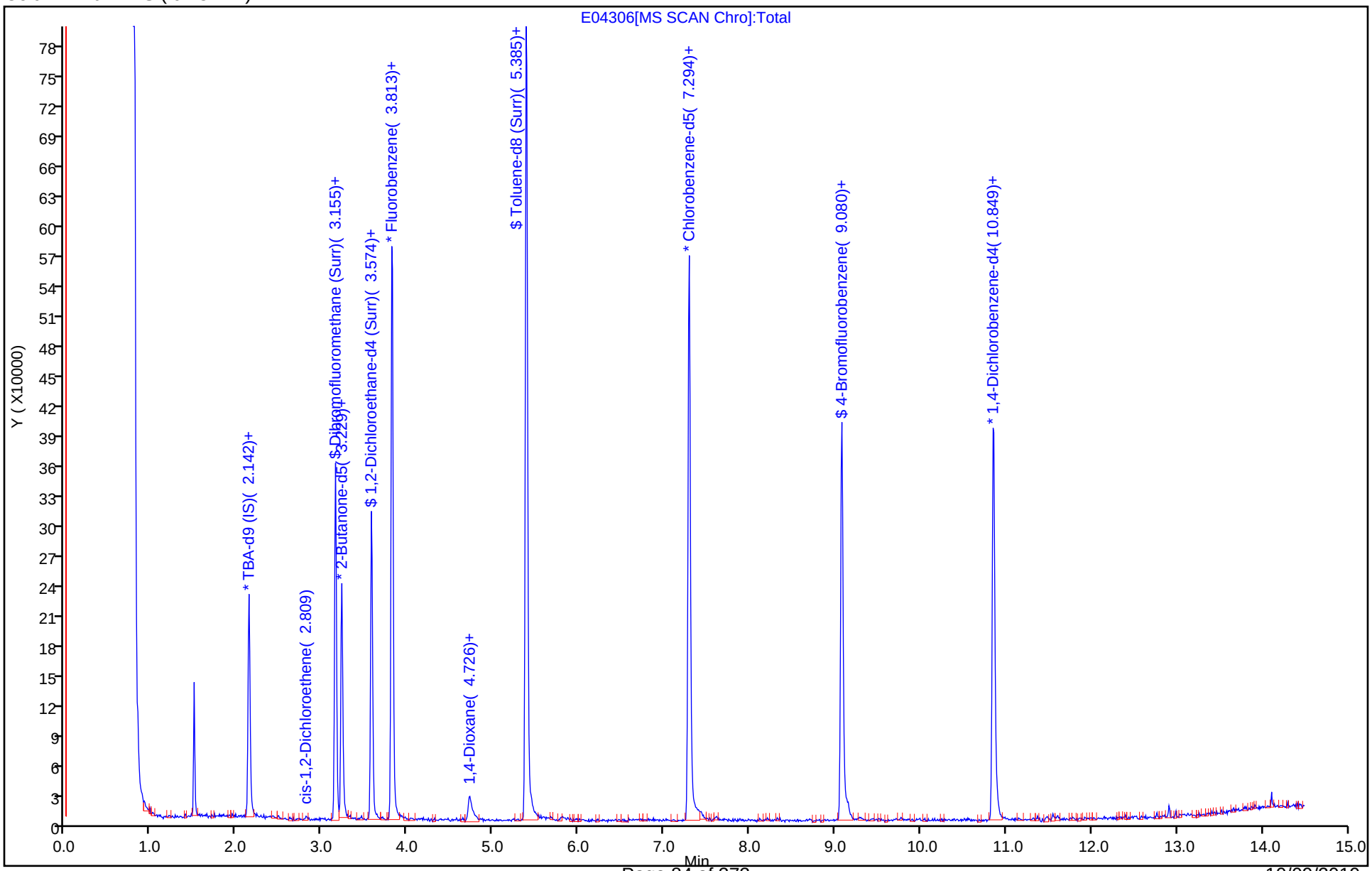

Eurofins TestAmerica, Edison

Data File:	\\chromna\Edison\ChromData\CVOAMS5\20191006-98848.b\E04306.D				
Injection Date:	07-Oct-2019 03:20:30	Instrument ID:	CVOAMS5		
Lims ID:	460-192524-B-5	Lab Sample ID:	460-192524-5		
Client ID:	PZ-23				
Operator ID:		ALS Bottle#:	23	Worklist Smp#:	24
Purge Vol:	5.000 mL	Dil. Factor:	1.0000		
Method:	8260W_5	Limit Group:	VOA - 8260C Water and Solid		
Column:	Rtx-VMS (0.18 mm)	Detector	MS SCAN		

78 1,4-Dioxane, CAS: 123-91-1

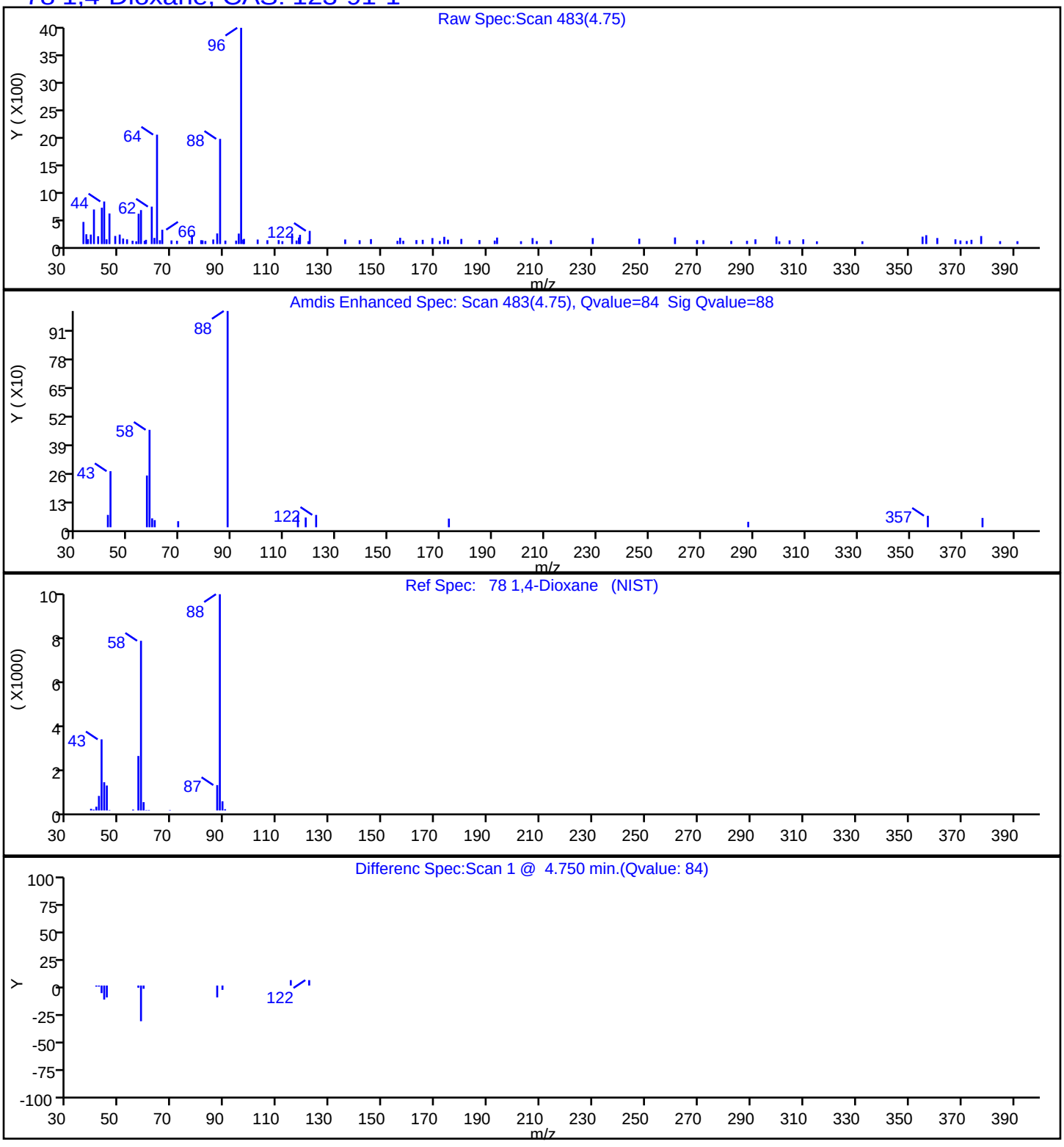

Eurofins TestAmerica, Edison

Data File:	\\chromna\Edison\ChromData\CVOAMS5\20191006-98848.b\E04306.D				
Injection Date:	07-Oct-2019 03:20:30	Instrument ID:	CVOAMS5		
Lims ID:	460-192524-B-5	Lab Sample ID:	460-192524-5		
Client ID:	PZ-23				
Operator ID:		ALS Bottle#:	23	Worklist Smp#:	24
Purge Vol:	5.000 mL	Dil. Factor:	1.0000		
Method:	8260W_5	Limit Group:	VOA - 8260C Water and Solid		
Column:	Rtx-VMS (0.18 mm)	Detector	MS SCAN		

42 cis-1,2-Dichloroethene, CAS: 156-59-2

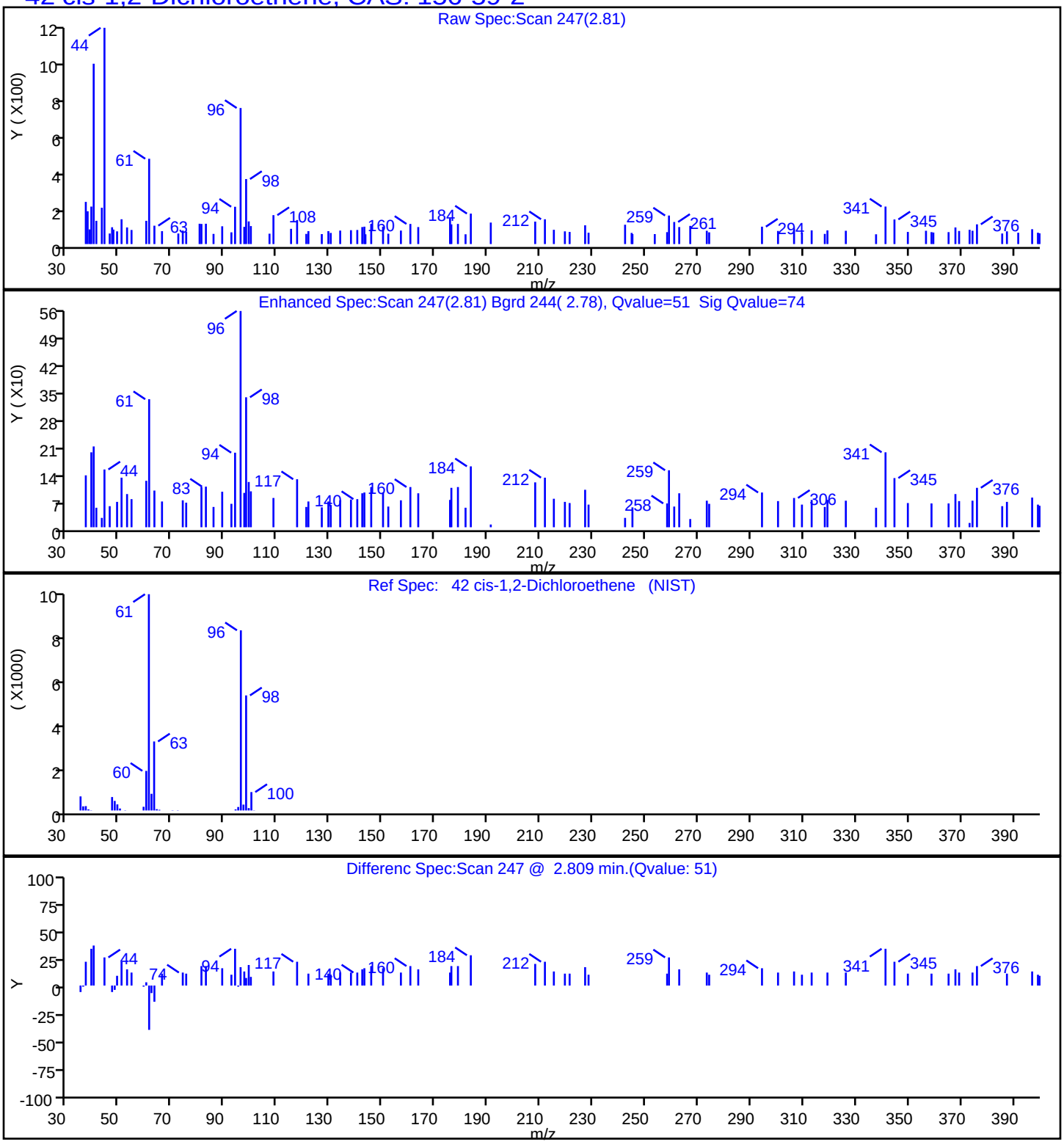

Report Date: 07-Oct-2019 07:12:00 Chrom Revision: 2.3 17-Sep-2019 16:19:08

Eurofins TestAmerica, Edison

Data File: \\chromna\Edison\ChromData\CVOAMS5\20191006-98848.b\E04306.D

Injection Date: 07-Oct-2019 03:20:30 Instrument ID: CVOAMS5

Lims ID: 460-192524-B-5 Lab Sample ID: 460-192524-5

Client ID: PZ-23

Operator ID: ALS Bottle#: 23 Worklist Smp#: 24

Purge Vol: 5.000 mL Dil. Factor: 1.0000

Method: 8260W_5 Limit Group: VOA - 8260C Water and Solid

Column: Detector MS SCAN

Library Search Compound Match	CAS#	Library	Entry	Formula	Weight	Q
Ethyl ether	60-29-7	NIST02.L	824	C4H10O	74	87
Ethane, 1,2-diethoxy-	629-14-1	NIST02.L	8556	C6H14O2	118	64

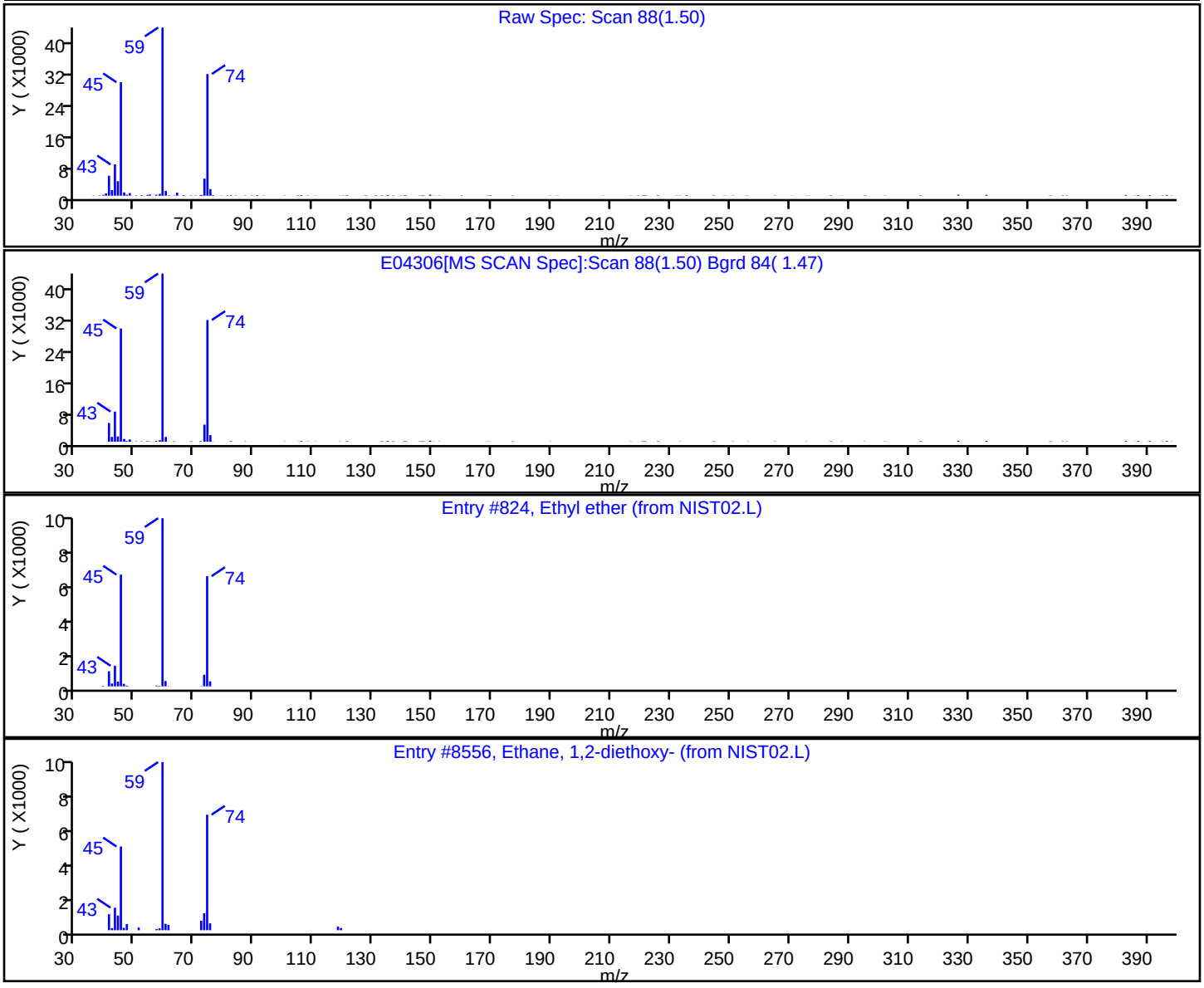

FORM I
GC/MS VOA ORGANICS ANALYSIS DATA SHEET

Lab Name: Eurofins TestAmerica, Edison Job No.: 460-192524-1

SDG No.:

Client Sample ID: MW-36 Lab Sample ID: 460-192524-6

Matrix: Water Lab File ID: E04307.D

Analysis Method: 8260C Date Collected: 09/26/2019 12:23

Sample wt/vol: 5(mL) Date Analyzed: 10/07/2019 03:48

Soil Aliquot Vol: Dilution Factor: 1

Soil Extract Vol.: GC Column: Rtx-VMS ID: 0.18(mm)

% Moisture: Level: (low/med) Low

Analysis Batch No.: 645002 Units: ug/L

CAS NO.	COMPOUND NAME	RESULT	Q	RL	MDL
71-55-6	1,1,1-Trichloroethane	0.24	U	1.0	0.24
79-34-5	1,1,2,2-Tetrachloroethane	0.37	U	1.0	0.37
79-00-5	1,1,2-Trichloroethane	0.43	U	1.0	0.43
75-34-3	1,1-Dichloroethane	0.26	U	1.0	0.26
75-35-4	1,1-Dichloroethene	0.26	U	1.0	0.26
107-06-2	1,2-Dichloroethane	0.43	U	1.0	0.43
78-87-5	1,2-Dichloropropane	0.35	U	1.0	0.35
123-91-1	1,4-Dioxane	28	J	50	28
78-93-3	2-Butanone	1.9	U	5.0	1.9
591-78-6	2-Hexanone	1.1	U	5.0	1.1
108-10-1	4-Methyl-2-pentanone	1.3	U	5.0	1.3
67-64-1	Acetone	4.4	U	5.0	4.4
71-43-2	Benzene	0.20	U	1.0	0.20
75-27-4	Bromodichloromethane	0.34	U	1.0	0.34
75-25-2	Bromoform	0.54	U	1.0	0.54
74-83-9	Bromomethane	0.55	U	1.0	0.55
75-15-0	Carbon disulfide	0.82	U	1.0	0.82
56-23-5	Carbon tetrachloride	0.21	U	1.0	0.21
108-90-7	Chlorobenzene	0.38	U	1.0	0.38
75-00-3	Chloroethane	0.32	U	1.0	0.32
67-66-3	Chloroform	0.33	U	1.0	0.33
74-87-3	Chloromethane	0.40	U	1.0	0.40
156-59-2	cis-1,2-Dichloroethene	0.22	U	1.0	0.22
10061-01-5	cis-1,3-Dichloropropene	0.22	U	1.0	0.22
124-48-1	Dibromochloromethane	0.28	U	1.0	0.28
100-41-4	Ethylbenzene	0.30	U	1.0	0.30
75-09-2	Methylene Chloride	0.32	U	1.0	0.32
100-42-5	Styrene	0.42	U	1.0	0.42
127-18-4	Tetrachloroethene	0.25	U	1.0	0.25
108-88-3	Toluene	0.38	U	1.0	0.38
156-60-5	trans-1,2-Dichloroethene	0.24	U	1.0	0.24
10061-02-6	trans-1,3-Dichloropropene	0.49	U	1.0	0.49
79-01-6	Trichloroethene	0.31	U	1.0	0.31
75-01-4	Vinyl chloride	0.21	J	1.0	0.17
1330-20-7	Xylenes, Total	0.65	U	2.0	0.65

FORM I
GC/MS VOA ORGANICS ANALYSIS DATA SHEET

Lab Name: Eurofins TestAmerica, Edison Job No.: 460-192524-1

SDG No.:

Client Sample ID: MW-36 Lab Sample ID: 460-192524-6

Matrix: Water Lab File ID: E04307.D

Analysis Method: 8260C Date Collected: 09/26/2019 12:23

Sample wt/vol: 5(mL) Date Analyzed: 10/07/2019 03:48

Soil Aliquot Vol: Dilution Factor: 1

Soil Extract Vol.: GC Column: Rtx-VMS ID: 0.18(mm)

% Moisture: Level: (low/med) Low

Analysis Batch No.: 645002 Units: ug/L

CAS NO.	SURROGATE	%REC	Q	LIMITS
17060-07-0	1,2-Dichloroethane-d4 (Surr)	101		74-132
460-00-4	Bromofluorobenzene	84		77-124
1868-53-7	Dibromofluoromethane (Surr)	95		72-131
2037-26-5	Toluene-d8 (Surr)	87		80-120

FORM I
GC/MS VOA ORGANICS ANALYSIS DATA SHEET
TENTATIVELY IDENTIFIED COMPOUNDS

Lab Name: Eurofins TestAmerica, Edison Job No.: 460-192524-1

SDG No.:

Client Sample ID: MW-36 Lab Sample ID: 460-192524-6

Matrix: Water Lab File ID: E04307.D

Analysis Method: 8260C Date Collected: 09/26/2019 12:23

Sample wt/vol: 5(mL) Date Analyzed: 10/07/2019 03:48

Soil Aliquot Vol: Dilution Factor: 1

Soil Extract Vol.: GC Column: Rtx-VMS ID: 0.18(mm)

% Moisture: Level: (low/med) Low

Analysis Batch No.: 645002 Units: ug/L

Number TICs Found: 0 TIC Result Total: 0

CAS NO.	COMPOUND NAME	RT	RESULT	Q	MATCH QUALITY
	Tentatively Identified Compound		None		

Eurofins TestAmerica, Edison
Target Compound Quantitation Report

Data File:	\\chromna\Edison\ChromData\CVOAMS5\20191006-98848.b\E04307.D				
Lims ID:	460-192524-B-6				
Client ID:	MW-36				
Sample Type:	Client				
Inject. Date:	07-Oct-2019 03:48:30	ALS Bottle#:	24	Worklist Smp#:	25
Purge Vol:	5.000 mL	Dil. Factor:	1.0000		
Sample Info:	460-192524-B-6				
Misc. Info.:	460-0098848-025				
Operator ID:		Instrument ID:	CVOAMS5		
Method:	\\chromna\Edison\ChromData\CVOAMS5\20191006-98848.b\8260W_5.m				
Limit Group:	VOA - 8260C Water and Solid				
Last Update:	07-Oct-2019 07:10:45	Calib Date:	03-Oct-2019 10:02:30		
Integrator:	RTE	ID Type:	Deconvolution ID		
Quant Method:	Internal Standard	Quant By:	Initial Calibration		
Last ICal File:	\\chromna\Edison\ChromData\CVOAMS5\20191003-98633.b\E04166.D				
Column 1 :	Rtx-VMS (0.18 mm)		Det: MS SCAN		
Process Host:	CTX0313				
First Level Reviewer: tupayachia		Date:	07-Oct-2019 07:12:11		

Compound	Sig	RT (min.)	Exp RT (min.)	Dlt RT (min.)	Q	Response	OnCol Amt ug/l	Flags
7 Vinyl chloride	62	1.015	1.015	0.000	64	836	0.2069	
* 33 TBA-d9 (IS)	65	2.143	2.175	-0.032	99	262486	1000.0	
$ 51 Dibromofluoromethane (Surr	113	3.155	3.155	0.000	97	176657	47.3	
* 53 2-Butanone-d5	46	3.229	3.237	-0.008	99	275824	250.0	
$ 61 1,2-Dichloroethane-d4 (Sur	65	3.574	3.574	0.000	94	179544	50.5	
* 66 Fluorobenzene	96	3.813	3.813	0.000	100	603763	50.0	
* 76 1,4-Dioxane-d8	96	4.727	4.735	-0.008	99	31420	1000.0	
78 1,4-Dioxane	88	4.760	4.751	0.009	27	1196	28.4	
$ 82 Toluene-d8 (Surr)	98	5.385	5.385	0.000	100	614935	43.4	
* 96 Chlorobenzene-d5	117	7.294	7.294	0.000	83	496370	50.0	
$ 107 4-Bromofluorobenzene	174	9.080	9.080	0.000	0	173643	42.0	
* 123 1,4-Dichlorobenzene-d4	152	10.858	10.849	0.009	94	190657	50.0	

Reagents:

8260ISNEW_00135	Amount Added:	1.00	Units: uL	Run Reagent
8260SURR250_00201	Amount Added:	1.00	Units: uL	Run Reagent

Report Date: 07-Oct-2019 07:12:11 Chrom Revision: 2.3 17-Sep-2019 16:19:08

Eurofins TestAmerica, Edison

Data File: \\chromna\Edison\ChromData\CVOAMS5\20191006-98848.b\E04307.D

Injection Date:	07-Oct-2019 03:48:30	Instrument ID:	CVOAMS5	Operator ID:	
Lims ID:	460-192524-B-6	Lab Sample ID:	460-192524-6	Worklist Smp#:	25
Client ID:	MW-36				
Purge Vol:	5.000 mL	Dil. Factor:	1.0000	ALS Bottle#:	24
Method:	8260W_5	Limit Group:	VOA - 8260C Water and Solid		

Column: Rtx-VMS (0.18 mm)

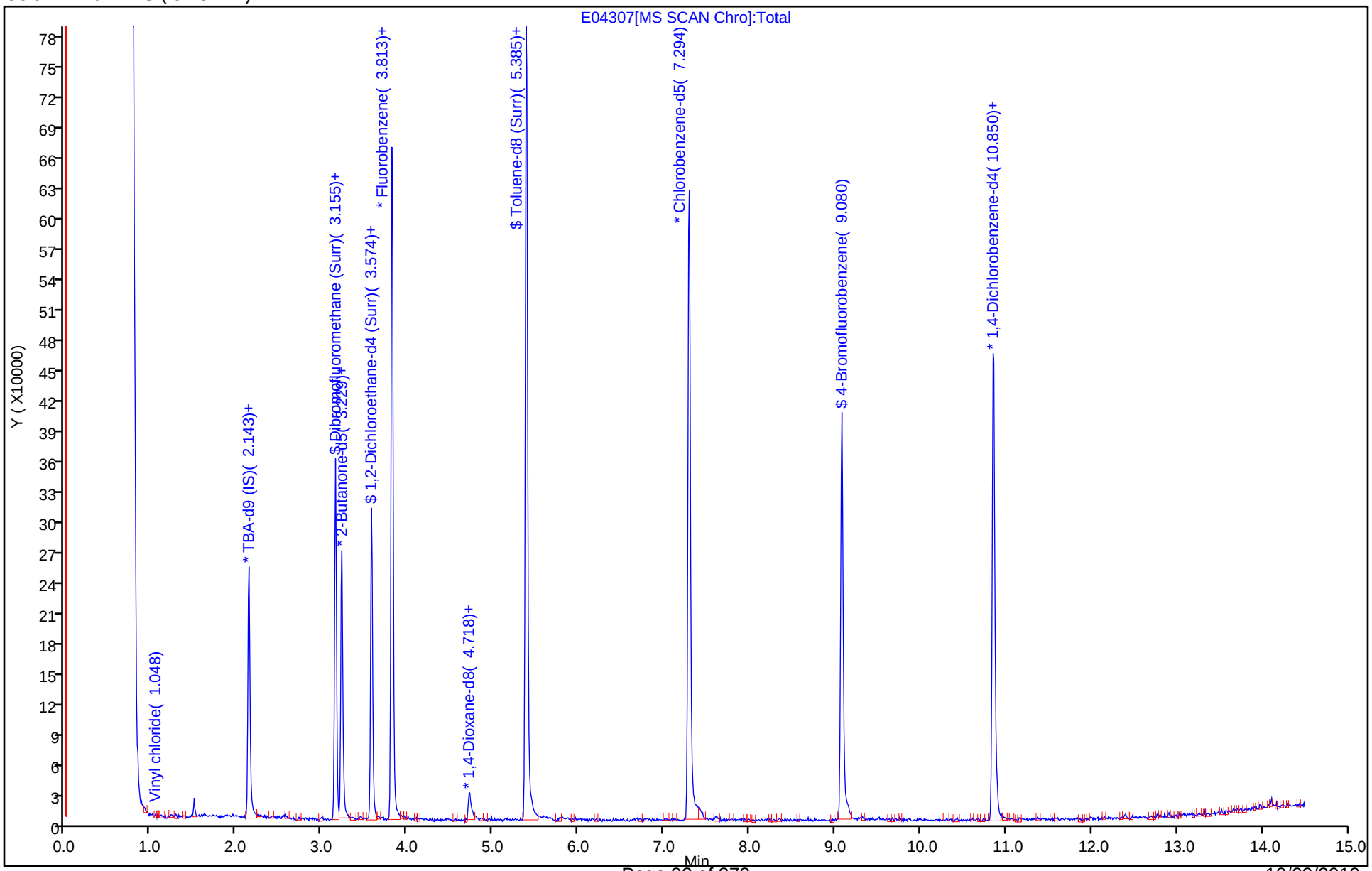

Eurofins TestAmerica, Edison

Data File:	\\chromna\Edison\ChromData\CVOAMS5\20191006-98848.b\E04307.D				
Injection Date:	07-Oct-2019 03:48:30	Instrument ID:	CVOAMS5		
Lims ID:	460-192524-B-6	Lab Sample ID:	460-192524-6		
Client ID:	MW-36				
Operator ID:		ALS Bottle#:	24	Worklist Smp#:	25
Purge Vol:	5.000 mL	Dil. Factor:	1.0000		
Method:	8260W_5	Limit Group:	VOA - 8260C Water and Solid		
Column:	Rtx-VMS (0.18 mm)	Detector	MS SCAN		

78 1,4-Dioxane, CAS: 123-91-1

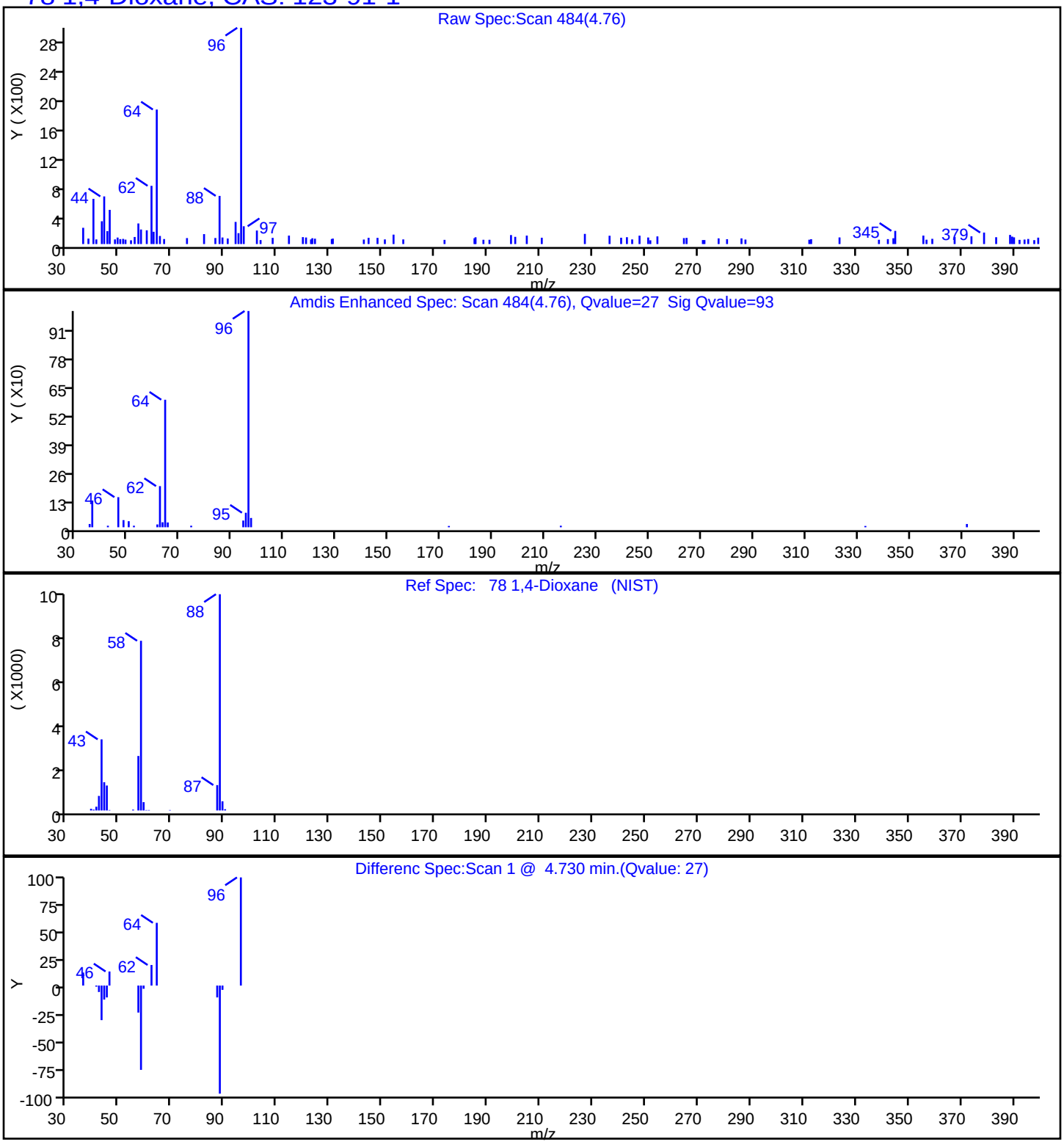

Eurofins TestAmerica, Edison

Data File:	\\chromna\Edison\ChromData\CVOAMS5\20191006-98848.b\E04307.D				
Injection Date:	07-Oct-2019 03:48:30	Instrument ID:	CVOAMS5		
Lims ID:	460-192524-B-6	Lab Sample ID:	460-192524-6		
Client ID:	MW-36				
Operator ID:		ALS Bottle#:	24	Worklist Smp#:	25
Purge Vol:	5.000 mL	Dil. Factor:	1.0000		
Method:	8260W_5	Limit Group:	VOA - 8260C Water and Solid		
Column:	Rtx-VMS (0.18 mm)	Detector	MS SCAN		

7 Vinyl chloride, CAS: 75-01-4

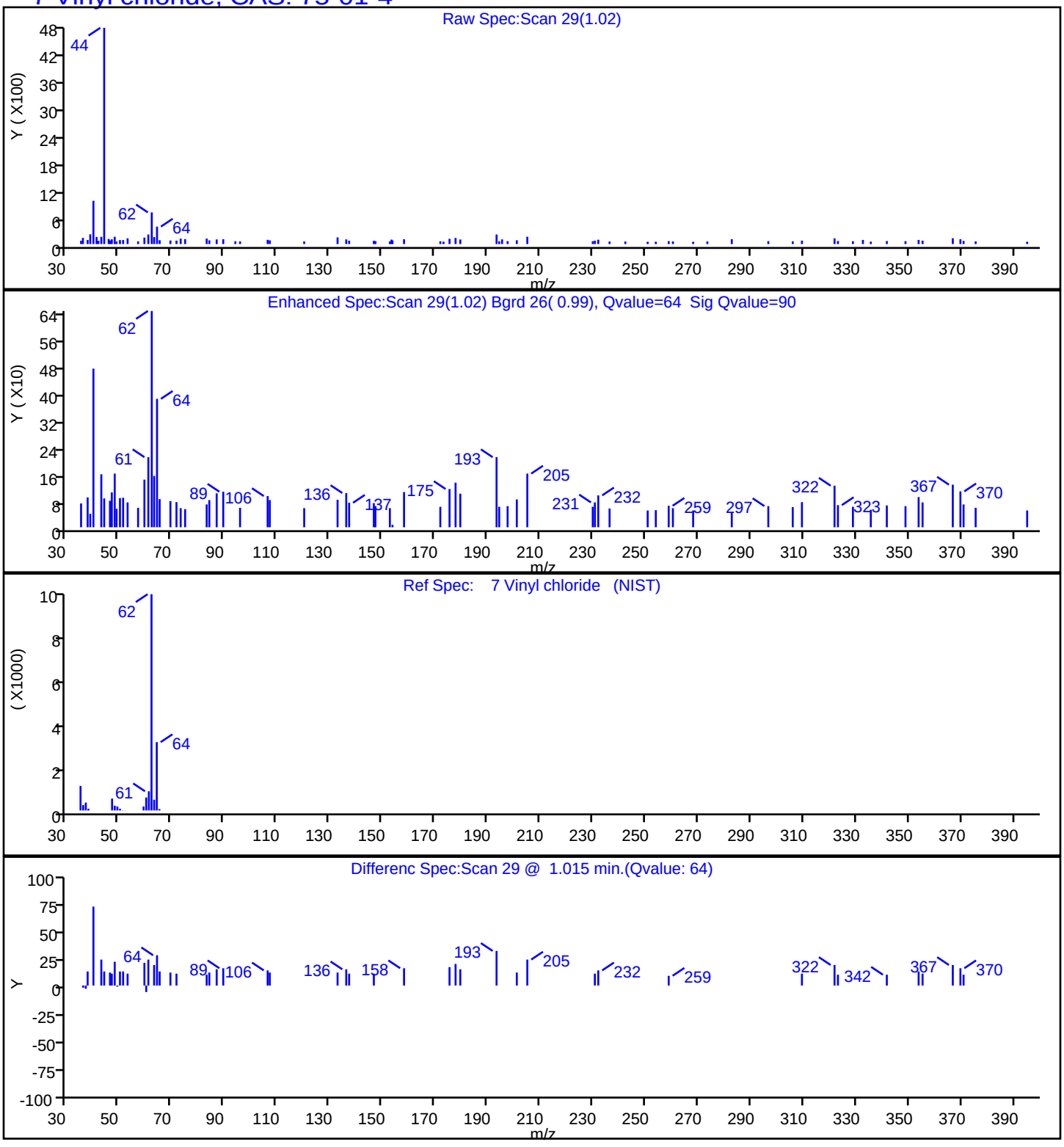

FORM I
GC/MS VOA ORGANICS ANALYSIS DATA SHEET

Lab Name: Eurofins TestAmerica, Edison Job No.: 460-192524-1

SDG No.:

Client Sample ID: MW-31 Lab Sample ID: 460-192524-7

Matrix: Water Lab File ID: E04308.D

Analysis Method: 8260C Date Collected: 09/26/2019 12:50

Sample wt/vol: 5(mL) Date Analyzed: 10/07/2019 04:29

Soil Aliquot Vol: Dilution Factor: 1

Soil Extract Vol.: GC Column: Rtx-VMS ID: 0.18(mm)

% Moisture: Level: (low/med) Low

Analysis Batch No.: 645002 Units: ug/L

CAS NO.	COMPOUND NAME	RESULT	Q	RL	MDL
71-55-6	1,1,1-Trichloroethane	0.24	U	1.0	0.24
79-34-5	1,1,2,2-Tetrachloroethane	0.37	U	1.0	0.37
79-00-5	1,1,2-Trichloroethane	0.43	U	1.0	0.43
75-34-3	1,1-Dichloroethane	0.34	J	1.0	0.26
75-35-4	1,1-Dichloroethene	0.26	J	1.0	0.26
107-06-2	1,2-Dichloroethane	0.43	U	1.0	0.43
78-87-5	1,2-Dichloropropane	0.35	U	1.0	0.35
123-91-1	1,4-Dioxane	28	U	50	28
78-93-3	2-Butanone	1.9	U	5.0	1.9
591-78-6	2-Hexanone	1.1	U	5.0	1.1
108-10-1	4-Methyl-2-pentanone	1.3	U	5.0	1.3
67-64-1	Acetone	4.4	U	5.0	4.4
71-43-2	Benzene	1.8		1.0	0.20
75-27-4	Bromodichloromethane	0.34	U	1.0	0.34
75-25-2	Bromoform	0.54	U	1.0	0.54
74-83-9	Bromomethane	0.55	U	1.0	0.55
75-15-0	Carbon disulfide	0.82	U	1.0	0.82
56-23-5	Carbon tetrachloride	0.21	U	1.0	0.21
108-90-7	Chlorobenzene	170		1.0	0.38
75-00-3	Chloroethane	27		1.0	0.32
67-66-3	Chloroform	0.33	U	1.0	0.33
74-87-3	Chloromethane	0.40	U	1.0	0.40
156-59-2	cis-1,2-Dichloroethene	0.22	U	1.0	0.22
10061-01-5	cis-1,3-Dichloropropene	0.22	U	1.0	0.22
124-48-1	Dibromochloromethane	0.28	U	1.0	0.28
100-41-4	Ethylbenzene	0.30	U	1.0	0.30
75-09-2	Methylene Chloride	0.32	U	1.0	0.32
100-42-5	Styrene	0.42	U	1.0	0.42
127-18-4	Tetrachloroethene	0.25	U	1.0	0.25
108-88-3	Toluene	0.82	J	1.0	0.38
156-60-5	trans-1,2-Dichloroethene	0.24	J	1.0	0.24
10061-02-6	trans-1,3-Dichloropropene	0.49	U	1.0	0.49
79-01-6	Trichloroethene	0.31	U	1.0	0.31
75-01-4	Vinyl chloride	0.17	U	1.0	0.17
1330-20-7	Xylenes, Total	0.92	J	2.0	0.65

FORM I
GC/MS VOA ORGANICS ANALYSIS DATA SHEET

Lab Name: Eurofins TestAmerica, Edison Job No.: 460-192524-1

SDG No.:

Client Sample ID: MW-31 Lab Sample ID: 460-192524-7

Matrix: Water Lab File ID: E04308.D

Analysis Method: 8260C Date Collected: 09/26/2019 12:50

Sample wt/vol: 5(mL) Date Analyzed: 10/07/2019 04:29

Soil Aliquot Vol: Dilution Factor: 1

Soil Extract Vol.: GC Column: Rtx-VMS ID: 0.18(mm)

% Moisture: Level: (low/med) Low

Analysis Batch No.: 645002 Units: ug/L

CAS NO.	SURROGATE	%REC	Q	LIMITS
17060-07-0	1,2-Dichloroethane-d4 (Surr)	102		74-132
460-00-4	Bromofluorobenzene	90		77-124
1868-53-7	Dibromofluoromethane (Surr)	101		72-131
2037-26-5	Toluene-d8 (Surr)	93		80-120

FORM I
GC/MS VOA ORGANICS ANALYSIS DATA SHEET
TENTATIVELY IDENTIFIED COMPOUNDS

Lab Name: Eurofins TestAmerica, Edison Job No.: 460-192524-1

SDG No.:

Client Sample ID: MW-31 Lab Sample ID: 460-192524-7

Matrix: Water Lab File ID: E04308.D

Analysis Method: 8260C Date Collected: 09/26/2019 12:50

Sample wt/vol: 5(mL) Date Analyzed: 10/07/2019 04:29

Soil Aliquot Vol: Dilution Factor: 1

Soil Extract Vol.: GC Column: Rtx-VMS ID: 0.18(mm)

% Moisture: Level: (low/med) Low

Analysis Batch No.: 645002 Units: ug/L

Number TICs Found: 4 TIC Result Total: 99

CAS NO.	COMPOUND NAME	RT	RESULT	Q	MATCH QUALITY
60-29-7	Ethyl ether	1.50	48	J N	90%
352-93-2	Diethyl sulfide	4.09	6.3	J N	94%
591-97-9	2-Butene, 1-chloro-	7.45	7.7	J N	64%
95-49-8	Benzene, 1-chloro-2-methyl-	9.52	37	J N	96%

Eurofins TestAmerica, Edison
Target Compound Quantitation Report

Data File: \\chromna\Edison\ChromData\CVOAMS5\20191006-98848.b\E04308.D
Lims ID: 460-192524-B-7
Client ID: MW-31
Sample Type: Client
Inject. Date: 07-Oct-2019 04:29:30 ALS Bottle#: 25 Worklist Smp#: 26
Purge Vol: 5.000 mL Dil. Factor: 1.0000
Sample Info: 460-192524-B-7
Misc. Info.: 460-0098848-026
Operator ID: Instrument ID: CVOAMS5

Method: \\chromna\Edison\ChromData\CVOAMS5\20191006-98848.b\8260W_5.m
Limit Group: VOA - 8260C Water and Solid
Last Update: 07-Oct-2019 15:00:27 Calib Date: 03-Oct-2019 10:02:30
Integrator: RTE ID Type: Deconvolution ID
Quant Method: Internal Standard Quant By: Initial Calibration
Last ICal File: \\chromna\Edison\ChromData\CVOAMS5\20191003-98633.b\E04166.D

Column 1 : Rtx-VMS (0.18 mm) Det: MS SCAN
Process Host: CTX0308

First Level Reviewer: tupayachia Date: 07-Oct-2019 07:12:42

Compound	Sig	RT (min.)	Exp RT (min.)	Dlt RT (min.)	Q	Response	OnCol Amt ug/l	Flags
10 Chloroethane	64	1.254	1.254	0.000	99	69342	27.4	
17 1,1-Dichloroethene	96	1.608	1.608	0.000	50	817	0.2599	
29 trans-1,2-Dichloroethene	96	2.044	2.044	0.000	18	877	0.2433	
* 33 TBA-d9 (IS)	65	2.143	2.175	-0.033	99	259696	1000.0	
38 1,1-Dichloroethane	63	2.447	2.439	0.008	60	1991	0.3412	
$ 51 Dibromofluoromethane (Surr	113	3.155	3.155	0.000	97	185004	50.3	
* 53 2-Butanone-d5	46	3.229	3.237	-0.008	100	267086	250.0	
58 Benzene	78	3.459	3.459	0.000	95	26778	1.76	
$ 61 1,2-Dichloroethane-d4 (Sur	65	3.574	3.574	0.000	94	178397	50.9	
* 66 Fluorobenzene	96	3.813	3.813	0.000	99	594597	50.0	
* 76 1,4-Dioxane-d8	96	4.718	4.735	-0.017	95	30967	1000.0	
$ 82 Toluene-d8 (Surr)	98	5.385	5.385	0.000	99	643991	46.5	
83 Toluene	91	5.451	5.451	0.000	92	12041	0.8182	
* 96 Chlorobenzene-d5	117	7.294	7.294	0.000	84	484942	50.0	
97 Chlorobenzene	112	7.311	7.311	0.000	97	1581066	173.2	
100 m-Xylene & p-Xylene	106	7.607	7.615	-0.008	89	2033	0.3927	
101 o-Xylene	106	8.216	8.208	0.008	93	2634	0.5240	
$ 107 4-Bromofluorobenzene	174	9.080	9.080	0.000	0	182322	45.2	
* 123 1,4-Dichlorobenzene-d4	152	10.850	10.849	0.001	93	194042	50.0	
S 140 Xylenes, Total	100				0		0.9167	

Reagents:

8260ISNEW_00135	Amount Added:	1.00	Units: uL	Run Reagent
8260SURR250_00201	Amount Added:	1.00	Units: uL	Run Reagent

Eurofins TestAmerica, Edison
Tentatively Identified Quantitation Report

Data File:	\\chromna\Edison\ChromData\CVOAMS5\20191006-98848.b\E04308.D				
Lims ID:	460-192524-B-7				
Client ID:	MW-31				
Sample Type:	Client				
Inject. Date:	07-Oct-2019 04:29:30	ALS Bottle#:	25	Worklist Smp#:	26
Purge Vol:	5.000 mL	Dil. Factor:	1.0000		
Sample Info:	460-192524-B-7				
Misc. Info.:	460-0098848-026				
Operator ID:		Instrument ID:	CVOAMS5		
Method:	\\chromna\Edison\ChromData\CVOAMS5\20191006-98848.b\8260W_5.m				
Limit Group:	VOA - 8260C Water and Solid				
Last Update:	07-Oct-2019 15:00:27	Calib Date:	03-Oct-2019 10:02:30		
Tic RT Window:	0.000 -0.000	Response:	area		
Quant By:	Nearest ISTD	Quant LOD:	10.00000		
MS Library:	\\chromna\Edison\Database\NIST02.L				
Min. Match:	50				
Column 1 :	Rtx-VMS (0.18 mm)		Det: MS SCAN		
Process Host:	CTX0308				
First Level Reviewer: tupayachia		Date:	07-Oct-2019 07:12:42		

Tentative Identified Compound Results

RT	Area	Amount ug/l	Quant Cpnd	Qual	Lib Entry	Molecular Formula	Mol. Weight	Flags
60-29-7 Ethyl ether								
1.501	1115710	48.0	66	90	824	C4H10O	74	
352-93-2 Diethyl sulfide								
4.093	147386	6.34	66	94	2286	C4H10S	90	
591-97-9 2-Butene, 1-chloro-								
7.451	177988	7.65	66	64	2306	C4H7Cl	90	
95-49-8 Benzene, 1-chloro-2-methyl-								
9.516	858835	36.9	66	96	10920	C7H7Cl	126	

Quantitation Compounds

Compound	RT	Area	Amount ug/l
* 66 Fluorobenzene	3.813	1163049	50.0

QC Flag Legend

Processing Flags

Reagents:

8260ISNEW_00135	Amount Added:	1.00	Units: uL	Run Reagent
8260SURR250_00201	Amount Added:	1.00	Units: uL	Run Reagent

Report Date: 07-Oct-2019 15:00:29 Chrom Revision: 2.3 17-Sep-2019 16:19:08

Eurofins TestAmerica, Edison

Data File: \\chromna\Edison\ChromData\CVOAMS5\20191006-98848.b\E04308.D

Injection Date:	07-Oct-2019 04:29:30	Instrument ID:	CVOAMS5	Operator ID:	
Lims ID:	460-192524-B-7	Lab Sample ID:	460-192524-7	Worklist Smp#:	26
Client ID:	MW-31				
Purge Vol:	5.000 mL	Dil. Factor:	1.0000	ALS Bottle#:	25
Method:	8260W_5	Limit Group:	VOA - 8260C Water and Solid		

Column: Rtx-VMS (0.18 mm)

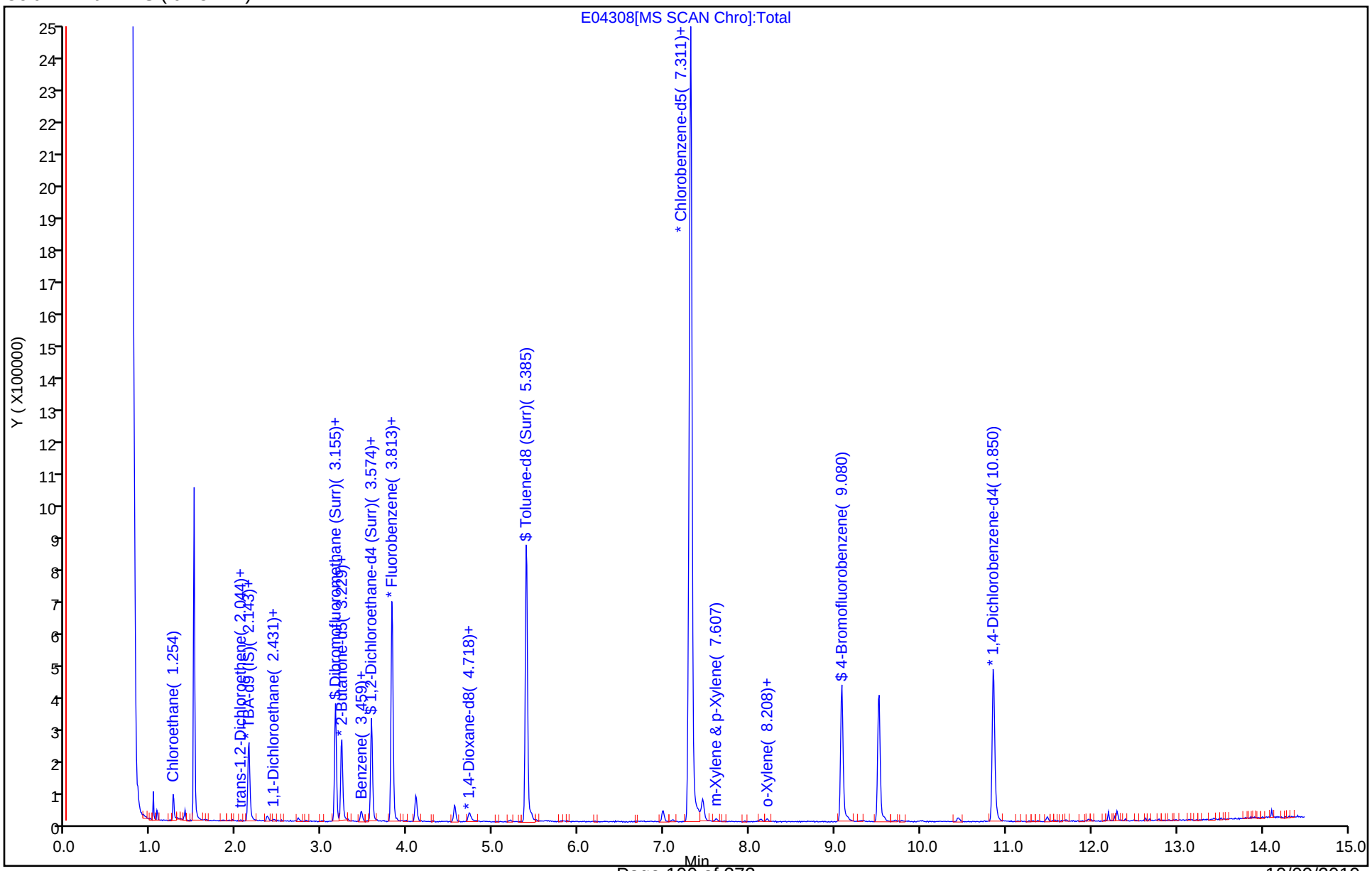

Eurofins TestAmerica, Edison

Data File:	\\chromna\Edison\ChromData\CVOAMS5\20191006-98848.b\E04308.D				
Injection Date:	07-Oct-2019 04:29:30	Instrument ID:	CVOAMS5		
Lims ID:	460-192524-B-7	Lab Sample ID:	460-192524-7		
Client ID:	MW-31				
Operator ID:		ALS Bottle#:	25	Worklist Smp#:	26
Purge Vol:	5.000 mL	Dil. Factor:	1.0000		
Method:	8260W_5	Limit Group:	VOA - 8260C Water and Solid		
Column:	Rtx-VMS (0.18 mm)	Detector	MS SCAN		

38 1,1-Dichloroethane, CAS: 75-34-3

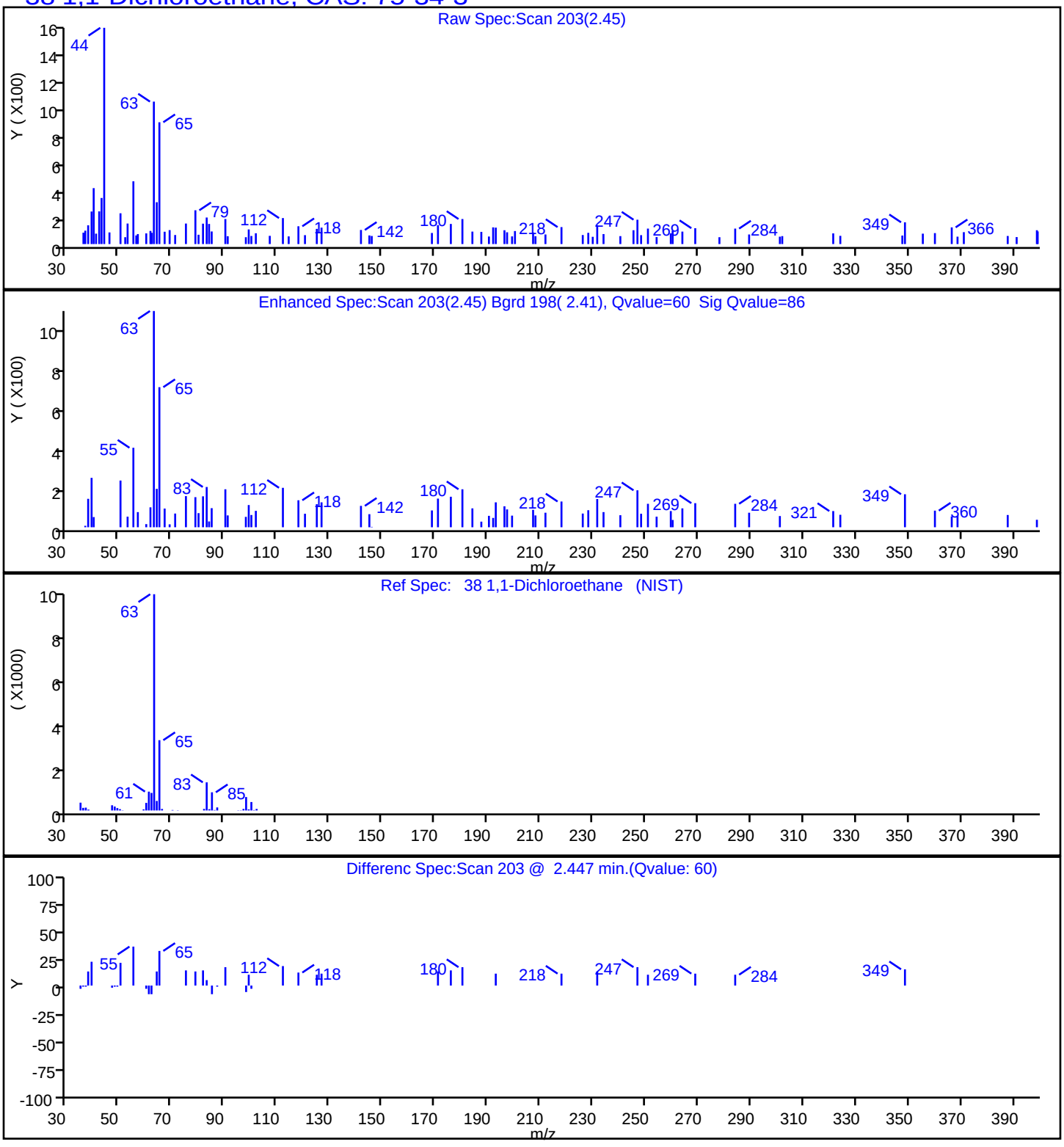

Report Date: 07-Oct-2019 15:00:29 Chrom Revision: 2.3 17-Sep-2019 16:19:08

Eurofins TestAmerica, Edison

Data File:	\\chromna\Edison\ChromData\CVOAMS5\20191006-98848.b\E04308.D				
Injection Date:	07-Oct-2019 04:29:30	Instrument ID:	CVOAMS5		
Lims ID:	460-192524-B-7	Lab Sample ID:	460-192524-7		
Client ID:	MW-31				
Operator ID:		ALS Bottle#:	25	Worklist Smp#:	26
Purge Vol:	5.000 mL	Dil. Factor:	1.0000		
Method:	8260W_5	Limit Group:	VOA - 8260C Water and Solid		
Column:	Rtx-VMS (0.18 mm)	Detector	MS SCAN		

17 1,1-Dichloroethene, CAS: 75-35-4

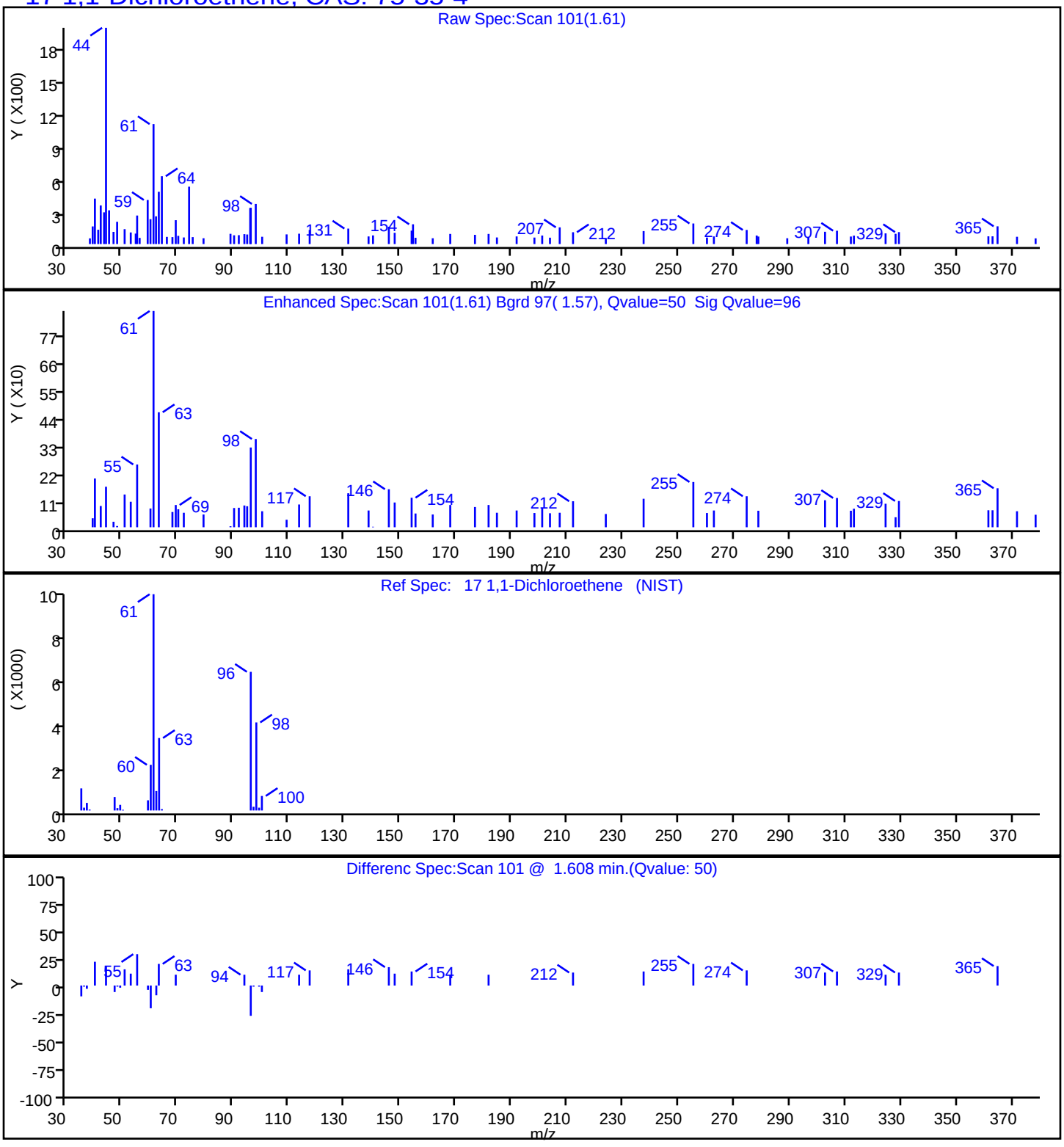

Eurofins TestAmerica, Edison

Data File:	\\chromna\Edison\ChromData\CVOAMS5\20191006-98848.b\E04308.D				
Injection Date:	07-Oct-2019 04:29:30	Instrument ID:	CVOAMS5		
Lims ID:	460-192524-B-7	Lab Sample ID:	460-192524-7		
Client ID:	MW-31				
Operator ID:		ALS Bottle#:	25	Worklist Smp#:	26
Purge Vol:	5.000 mL	Dil. Factor:	1.0000		
Method:	8260W_5	Limit Group:	VOA - 8260C Water and Solid		
Column:	Rtx-VMS (0.18 mm)	Detector	MS SCAN		

58 Benzene, CAS: 71-43-2

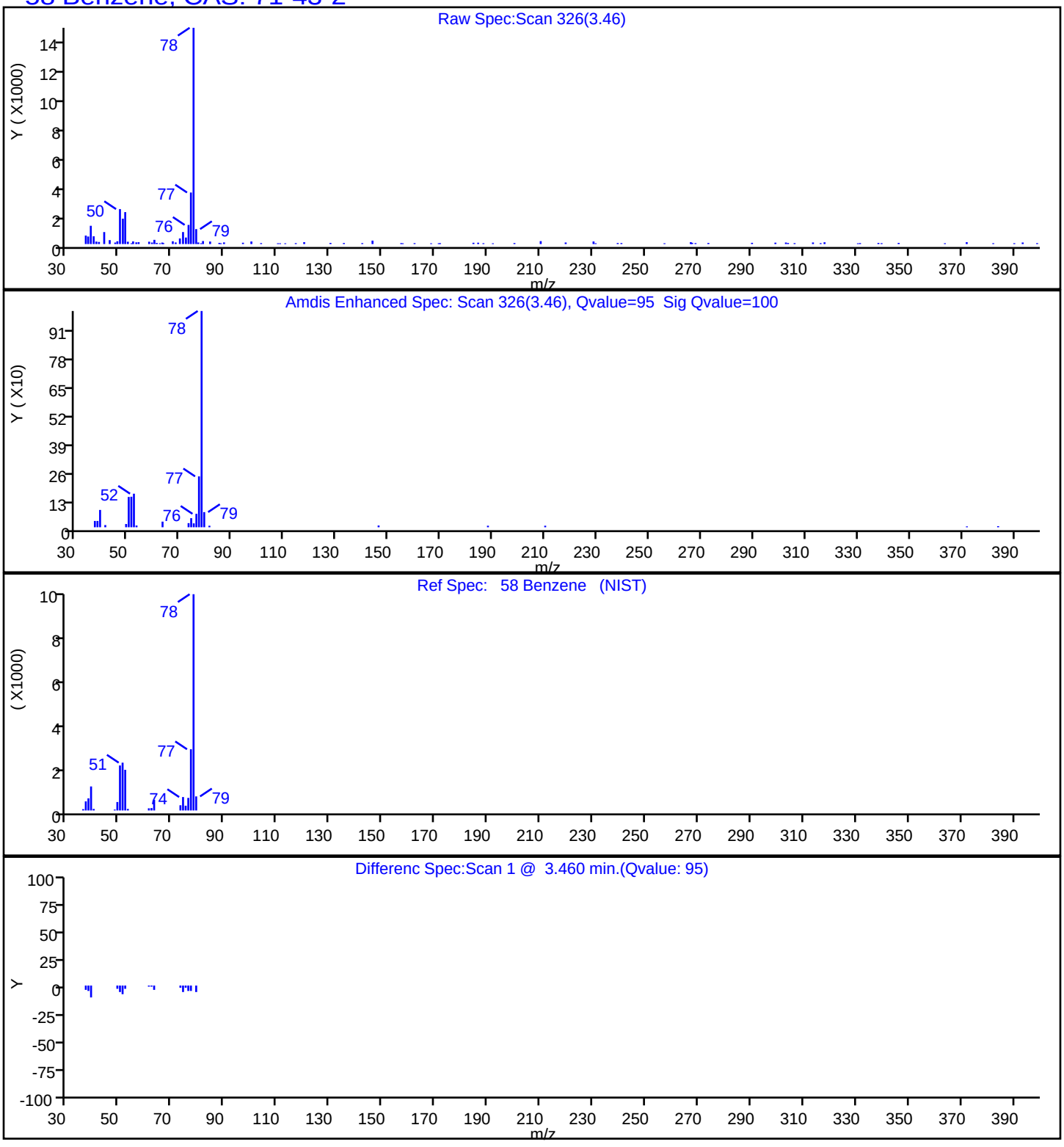

Eurofins TestAmerica, Edison

Data File:	\\chromna\Edison\ChromData\CVOAMS5\20191006-98848.b\E04308.D		
Injection Date:	07-Oct-2019 04:29:30	Instrument ID:	CVOAMS5
Lims ID:	460-192524-B-7	Lab Sample ID:	460-192524-7
Client ID:	MW-31		
Operator ID:		ALS Bottle#:	25 Worklist Smp#: 26
Purge Vol:	5.000 mL	Dil. Factor:	1.0000
Method:	8260W_5	Limit Group:	VOA - 8260C Water and Solid
Column:	Rtx-VMS (0.18 mm)	Detector	MS SCAN

97 Chlorobenzene, CAS: 108-90-7

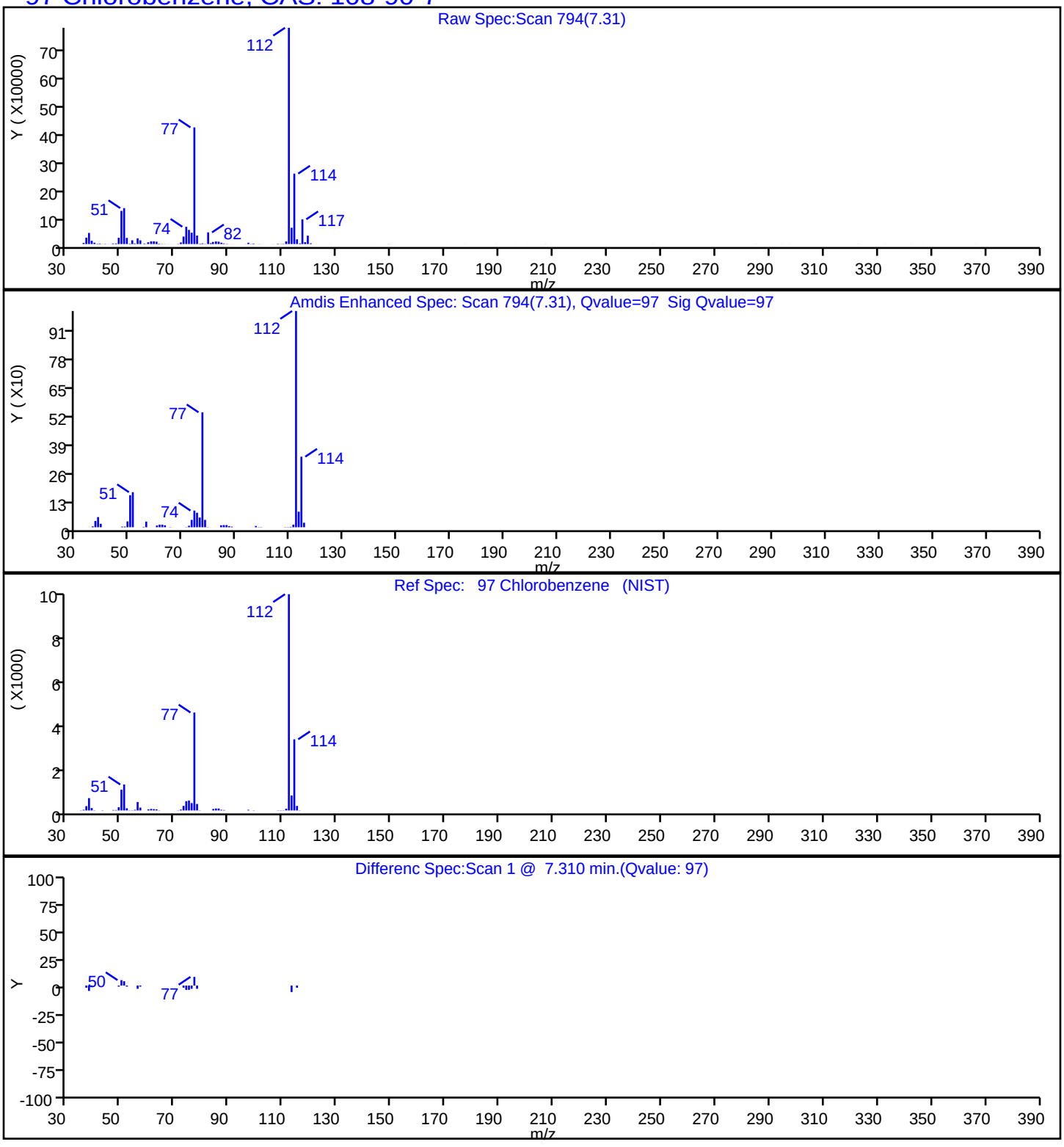

Eurofins TestAmerica, Edison

Data File:	\\chromna\Edison\ChromData\CVOAMS5\20191006-98848.b\E04308.D				
Injection Date:	07-Oct-2019 04:29:30	Instrument ID:	CVOAMS5		
Lims ID:	460-192524-B-7	Lab Sample ID:	460-192524-7		
Client ID:	MW-31				
Operator ID:		ALS Bottle#:	25	Worklist Smp#:	26
Purge Vol:	5.000 mL	Dil. Factor:	1.0000		
Method:	8260W_5	Limit Group:	VOA - 8260C Water and Solid		
Column:	Rtx-VMS (0.18 mm)	Detector	MS SCAN		

10 Chloroethane, CAS: 75-00-3

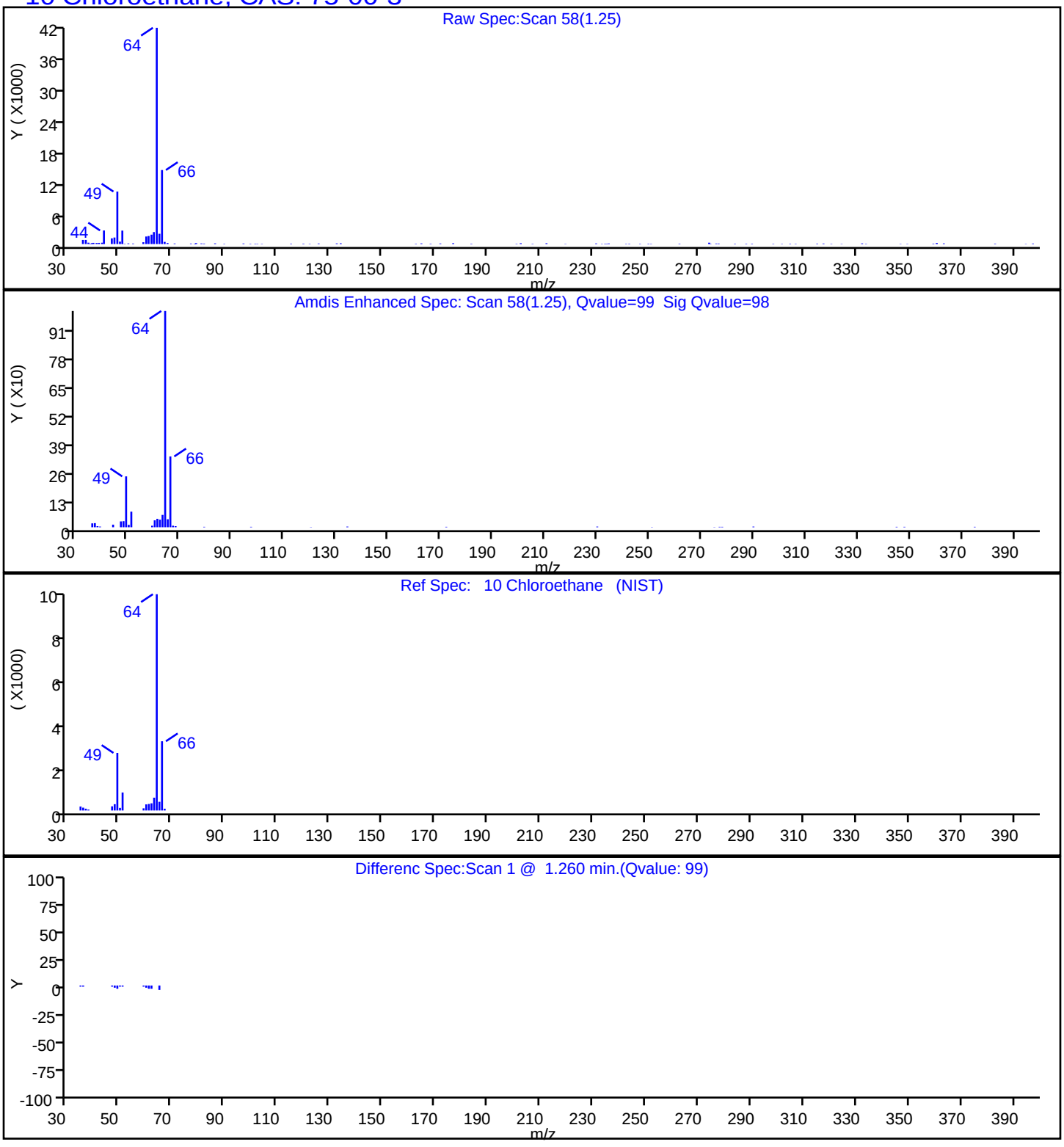

Eurofins TestAmerica, Edison

Data File:	\\chromna\Edison\ChromData\CVOAMS5\20191006-98848.b\E04308.D				
Injection Date:	07-Oct-2019 04:29:30	Instrument ID:	CVOAMS5		
Lims ID:	460-192524-B-7	Lab Sample ID:	460-192524-7		
Client ID:	MW-31				
Operator ID:		ALS Bottle#:	25	Worklist Smp#:	26
Purge Vol:	5.000 mL	Dil. Factor:	1.0000		
Method:	8260W_5	Limit Group:	VOA - 8260C Water and Solid		
Column:	Rtx-VMS (0.18 mm)	Detector	MS SCAN		

83 Toluene, CAS: 108-88-3

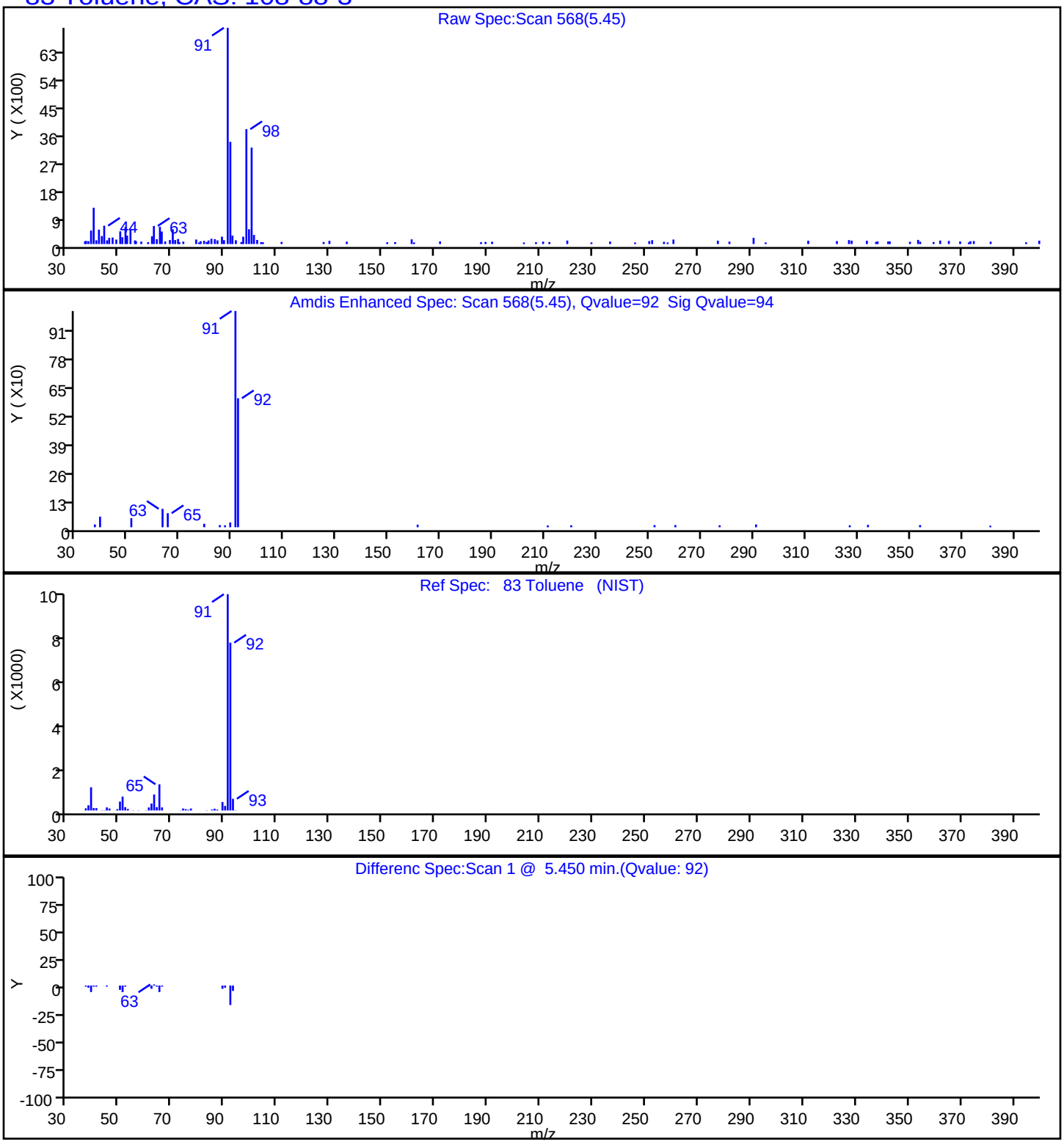

Eurofins TestAmerica, Edison

Data File:	\\chromna\Edison\ChromData\CVOAMS5\20191006-98848.b\E04308.D				
Injection Date:	07-Oct-2019 04:29:30	Instrument ID:	CVOAMS5		
Lims ID:	460-192524-B-7	Lab Sample ID:	460-192524-7		
Client ID:	MW-31				
Operator ID:		ALS Bottle#:	25	Worklist Smp#:	26
Purge Vol:	5.000 mL	Dil. Factor:	1.0000		
Method:	8260W_5	Limit Group:	VOA - 8260C Water and Solid		
Column:	Rtx-VMS (0.18 mm)	Detector	MS SCAN		

29 trans-1,2-Dichloroethene, CAS: 156-60-5

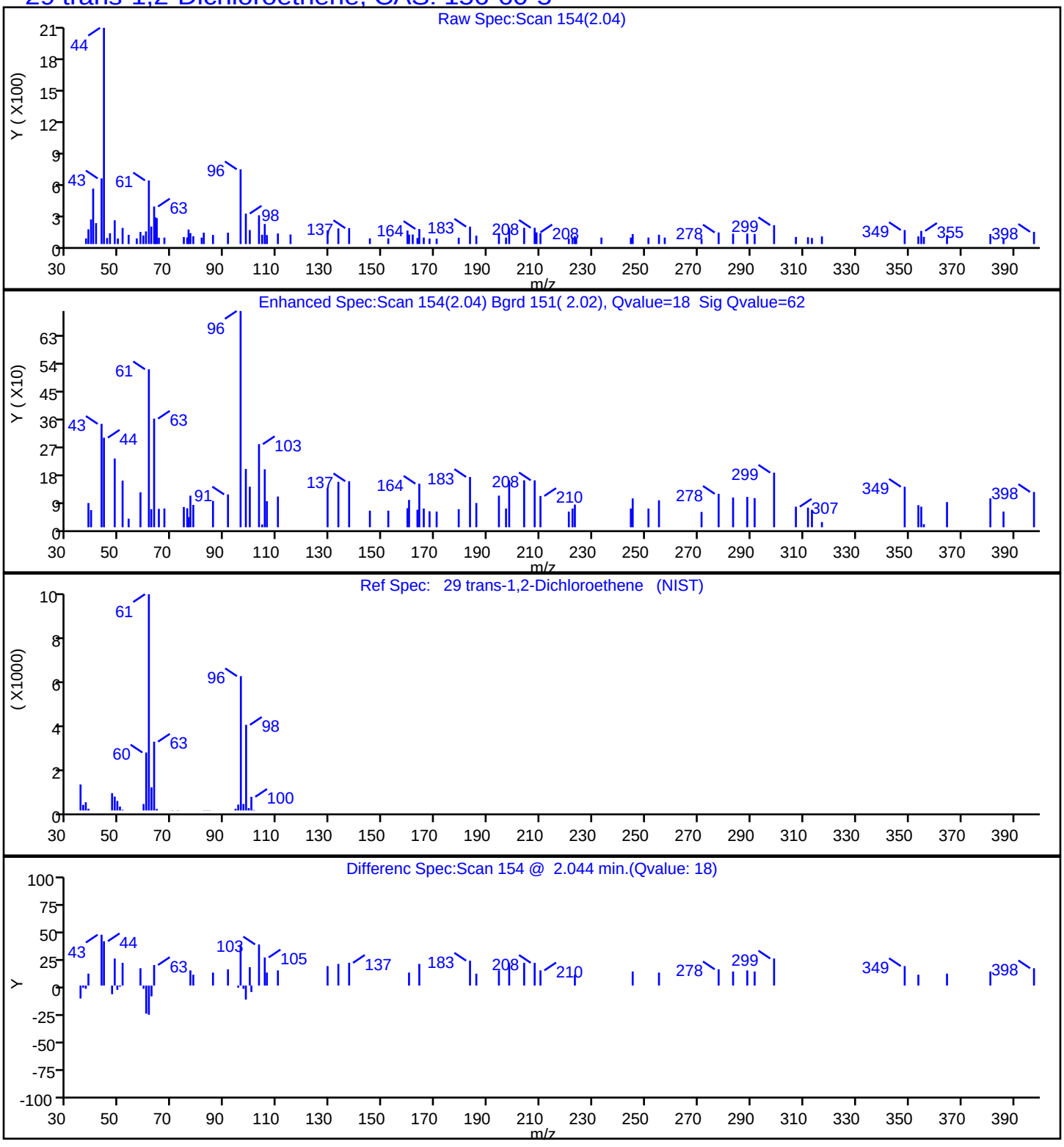

Eurofins TestAmerica, Edison

Data File:	\\chromna\Edison\ChromData\CVOAMS5\20191006-98848.b\E04308.D				
Injection Date:	07-Oct-2019 04:29:30	Instrument ID:	CVOAMS5		
Lims ID:	460-192524-B-7	Lab Sample ID:	460-192524-7		
Client ID:	MW-31				
Operator ID:		ALS Bottle#:	25	Worklist Smp#:	26
Purge Vol:	5.000 mL	Dil. Factor:	1.0000		
Method:	8260W_5	Limit Group:	VOA - 8260C Water and Solid		
Column:	Rtx-VMS (0.18 mm)	Detector	MS SCAN		

100 m-Xylene & p-Xylene, CAS: 179601-23-1

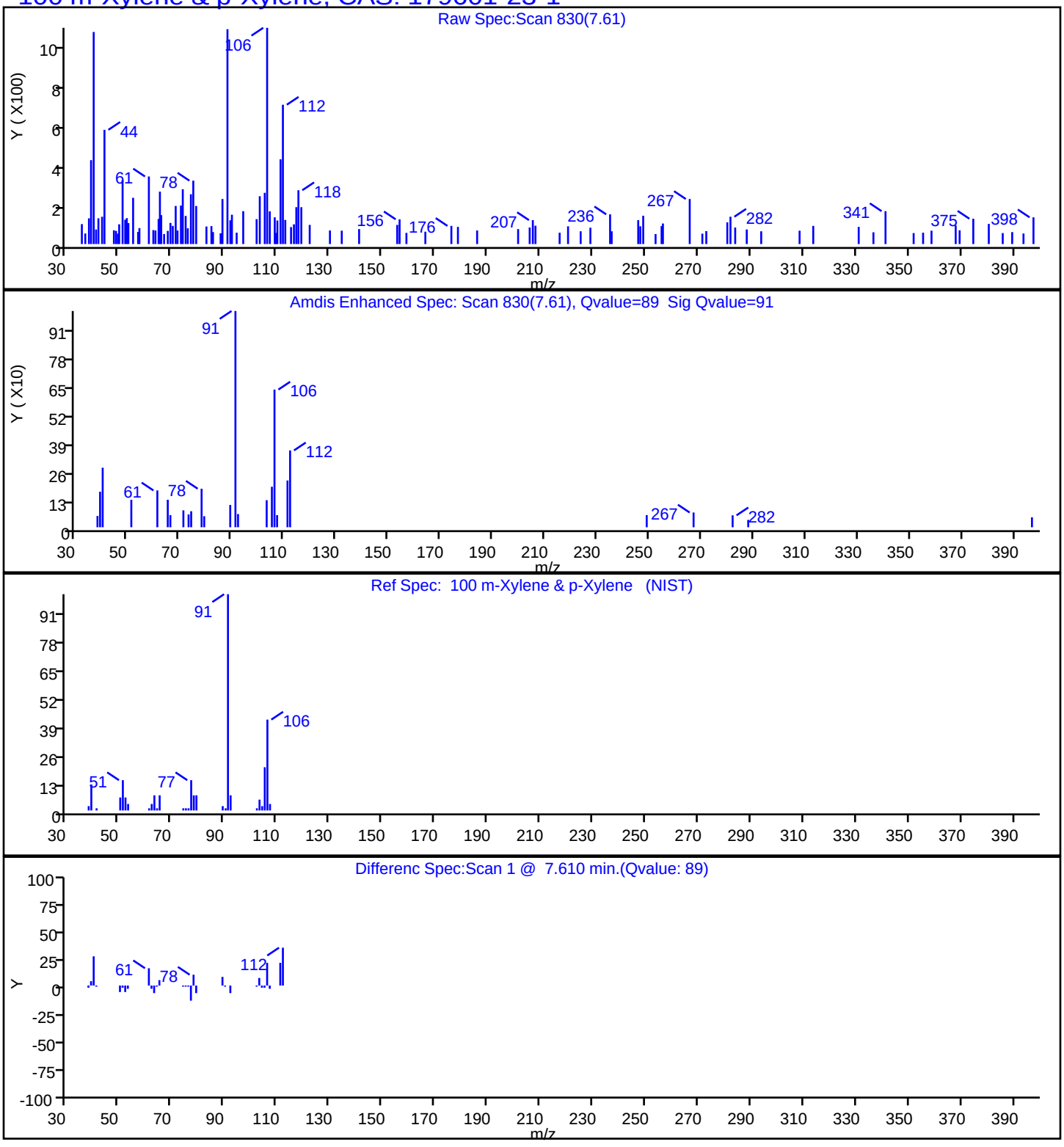

Report Date: 07-Oct-2019 15:00:29 Chrom Revision: 2.3 17-Sep-2019 16:19:08

Eurofins TestAmerica, Edison

Data File: \\chromna\Edison\ChromData\CVOAMS5\20191006-98848.b\E04308.D

Injection Date:	07-Oct-2019 04:29:30	Instrument ID:	CVOAMS5		
Lims ID:	460-192524-B-7	Lab Sample ID:	460-192524-7		
Client ID:	MW-31				
Operator ID:		ALS Bottle#:	25	Worklist Smp#:	26
Purge Vol:	5.000 mL	Dil. Factor:	1.0000		
Method:	8260W_5	Limit Group:	VOA - 8260C Water and Solid		
Column:	Rtx-VMS (0.18 mm)	Detector	MS SCAN		

101 o-Xylene, CAS: 95-47-6

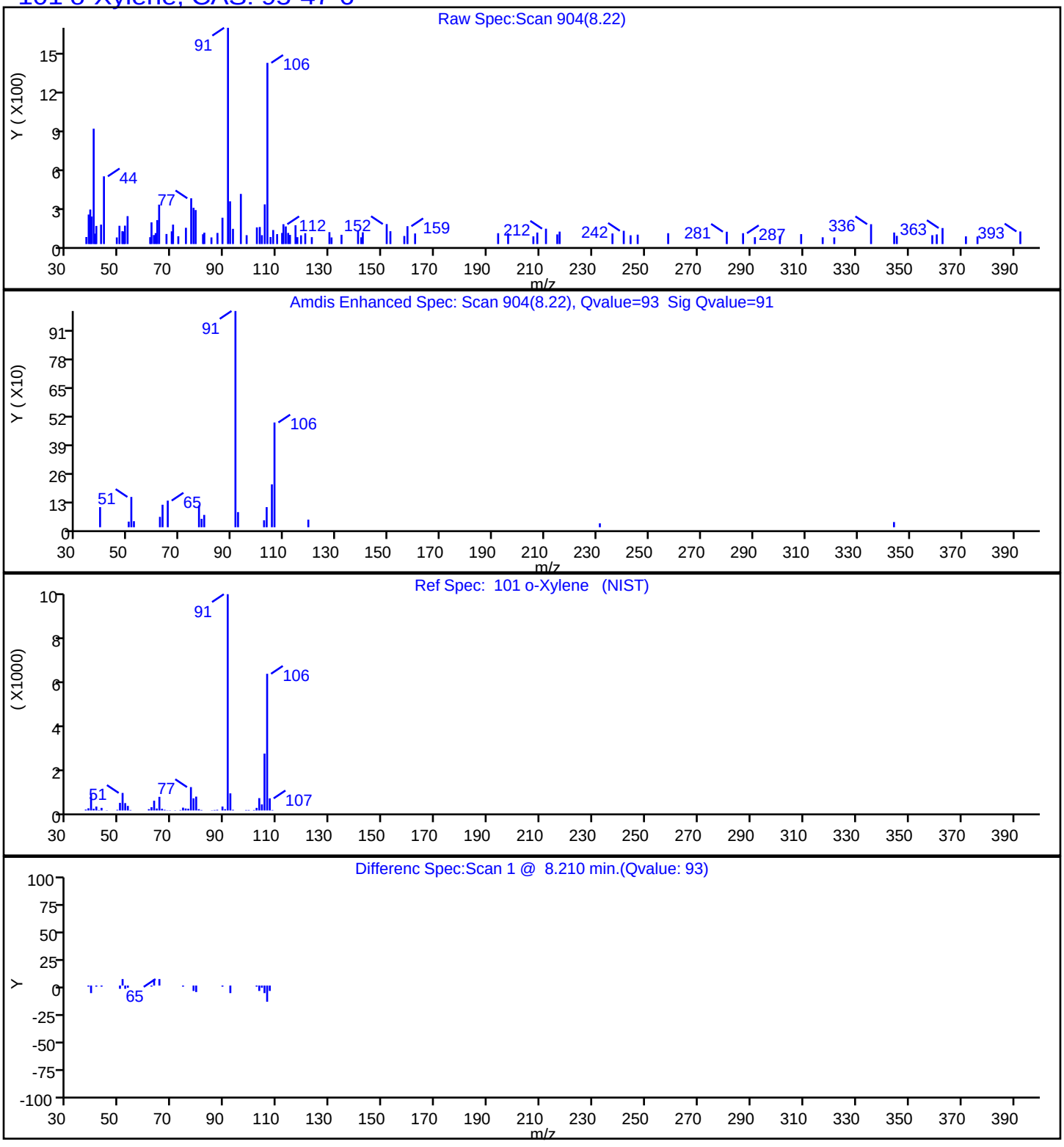

User Disabled Compound Report

Eurofins TestAmerica, Edison

Data File:	\\chromna\Edison\ChromData\CVOAMS5\20191006-98848.b\E04308.D		
Injection Date:	07-Oct-2019 04:29:30	Instrument ID:	CVOAMS5
Lims ID:	460-192524-B-7	Lab Sample ID:	460-192524-7
Client ID:	MW-31		
Operator ID:		ALS Bottle#:	25 Worklist Smp#: 26
Purge Vol:	5.000 mL	Dil. Factor:	1.0000
Method:	8260W_5	Limit Group:	VOA - 8260C Water and Solid
Column:	Rtx-VMS (0.18 mm)	Detector	MS SCAN

6 Chloromethane, CAS: 74-87-3

Processing Results

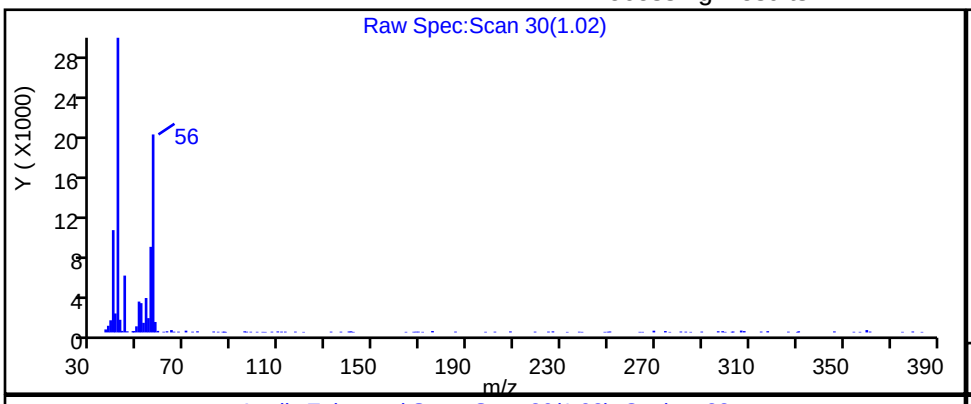

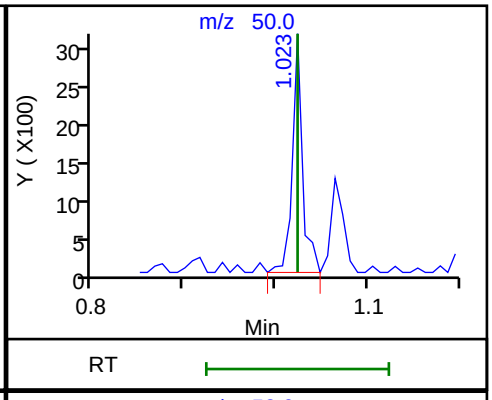

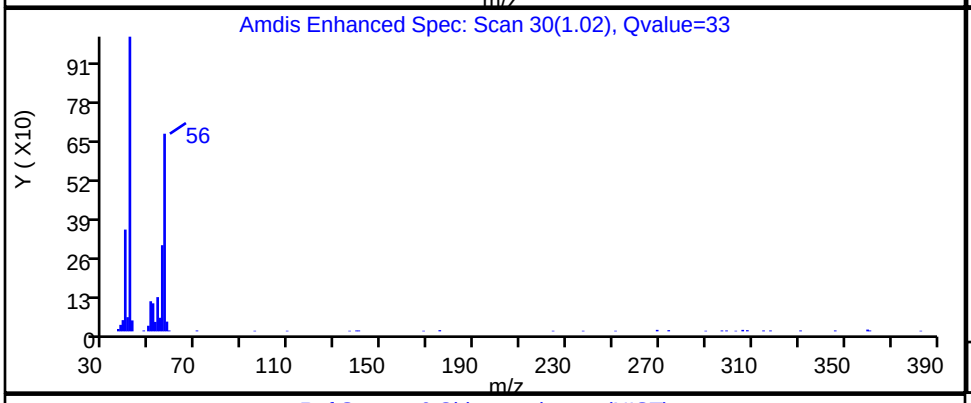

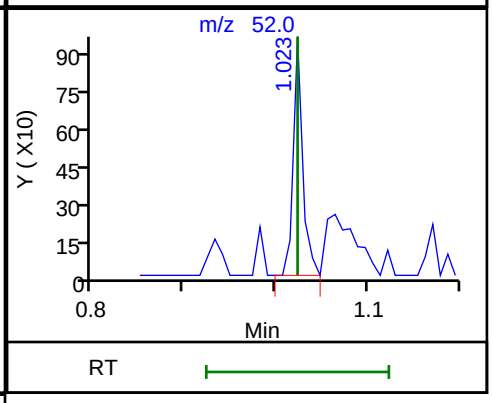

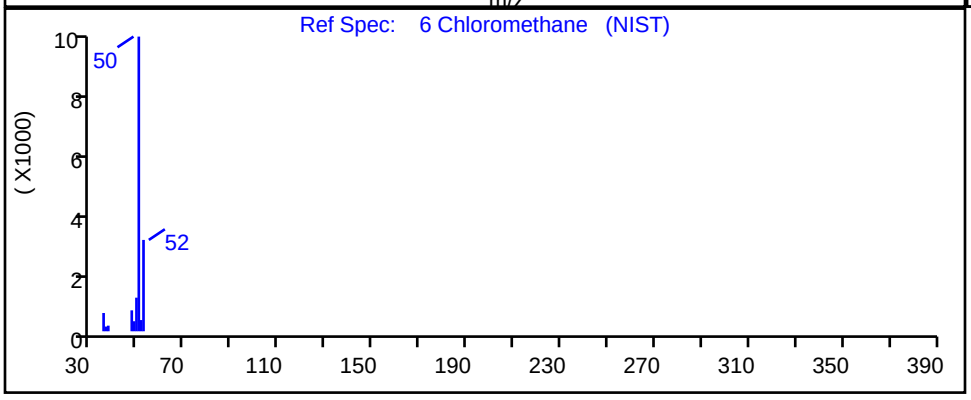

RT	Mass	Response	Amount
1.02	50.00	2395	0.450372
1.02	52.00	692	

Reviewer: baronm, 07-Oct-2019 14:59:57

Audit Action: Marked Compound Undetected Audit Reason: Invalid Compound ID

Eurofins TestAmerica, Edison

Data File: \\chromna\Edison\ChromData\CVOAMS5\20191006-98848.b\E04308.D

Injection Date:	07-Oct-2019 04:29:30	Instrument ID:	CVOAMS5		
Lims ID:	460-192524-B-7	Lab Sample ID:	460-192524-7		
Client ID:	MW-31				
Operator ID:		ALS Bottle#:	25	Worklist Smp#:	26
Purge Vol:	5.000 mL	Dil. Factor:	1.0000		
Method:	8260W_5	Limit Group:	VOA - 8260C Water and Solid		
Column:		Detector	MS SCAN		

Library Search Compound Match	CAS#	Library	Entry	Formula	Weight	Q
Ethyl ether	60-29-7	NIST02.L	824	C4H10O	74	90



Report Date: 07-Oct-2019 15:00:29 Chrom Revision: 2.3 17-Sep-2019 16:19:08

Eurofins TestAmerica, Edison

Data File: \\chromna\Edison\ChromData\CVOAMS5\20191006-98848.b\E04308.D

Injection Date: 07-Oct-2019 04:29:30 Instrument ID: CVOAMS5

Lims ID: 460-192524-B-7 Lab Sample ID: 460-192524-7

Client ID: MW-31

Operator ID: ALS Bottle#: 25 Worklist Smp#: 26

Purge Vol: 5.000 mL Dil. Factor: 1.0000

Method: 8260W_5 Limit Group: VOA - 8260C Water and Solid

Column: Detector MS SCAN

Library Search Compound Match	CAS#	Library	Entry	Formula	Weight	Q
Diethyl sulfide	352-93-2	NIST02.L	2286	C4H10S	90	94
Propane, 2-(methylthio)-	1551-21-9	NIST02.L	2295	C4H10S	90	52

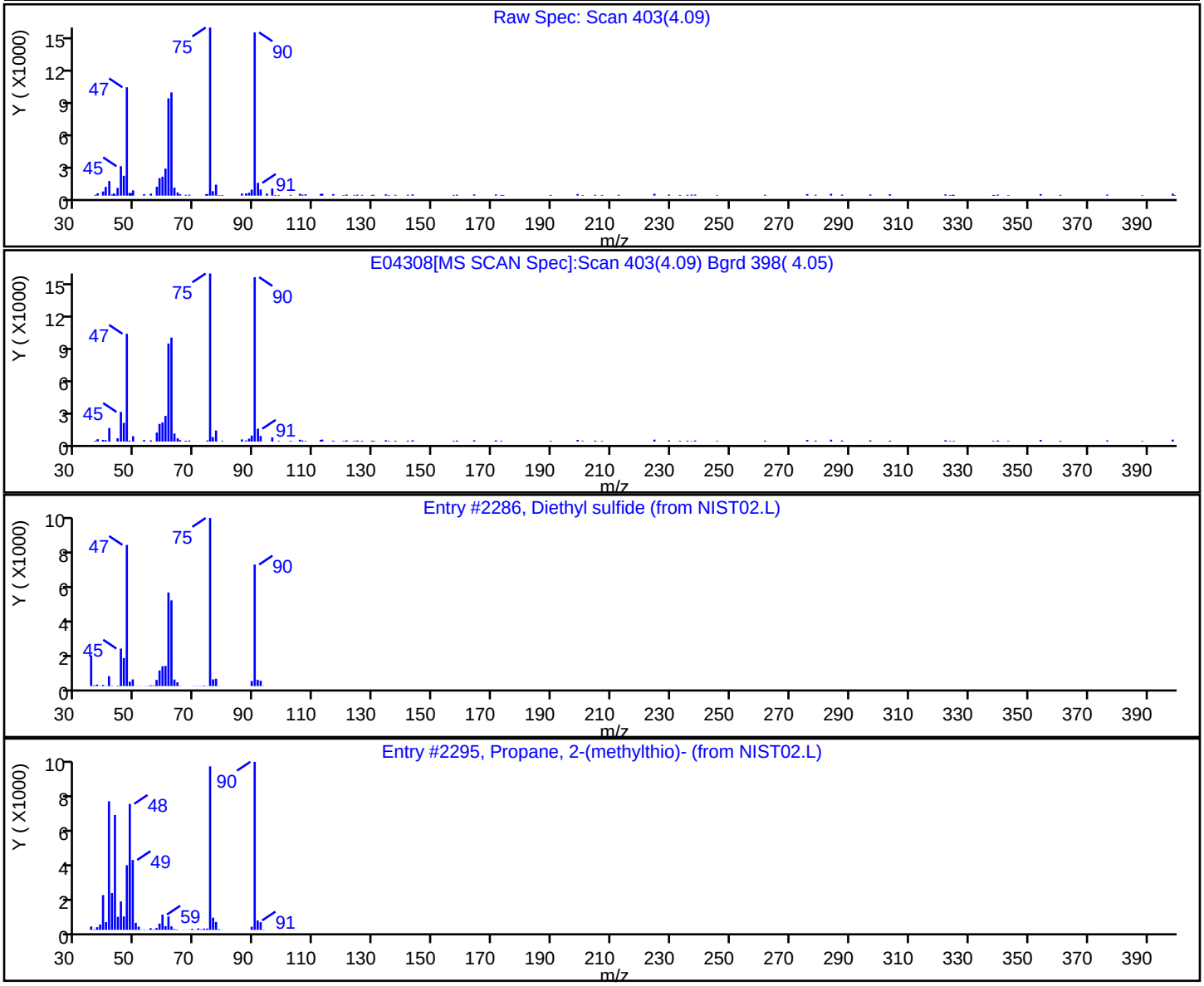

Eurofins TestAmerica, Edison

Data File: \\chromna\Edison\ChromData\CVOAMS5\20191006-98848.b\E04308.D
Injection Date: 07-Oct-2019 04:29:30 Instrument ID: CVOAMS5
Lims ID: 460-192524-B-7 Lab Sample ID: 460-192524-7
Client ID: MW-31
Operator ID: ALS Bottle#: 25 Worklist Smp#: 26
Purge Vol: 5.000 mL Dil. Factor: 1.0000
Method: 8260W_5 Limit Group: VOA - 8260C Water and Solid
Column: Detector MS SCAN

Library Search Compound Match	CAS#	Library	Entry	Formula	Weight	Q
2-Butene, 1-chloro-	591-97-9	NIST02.L	2306	C4H7Cl	90	64
Butane, 1,3-dichloro-	1190-22-3	NIST02.L	10656	C4H8Cl2	126	53
1-Propene, 1-chloro-2-methyl-	513-37-1	NIST02.L	2320	C4H7Cl	90	50

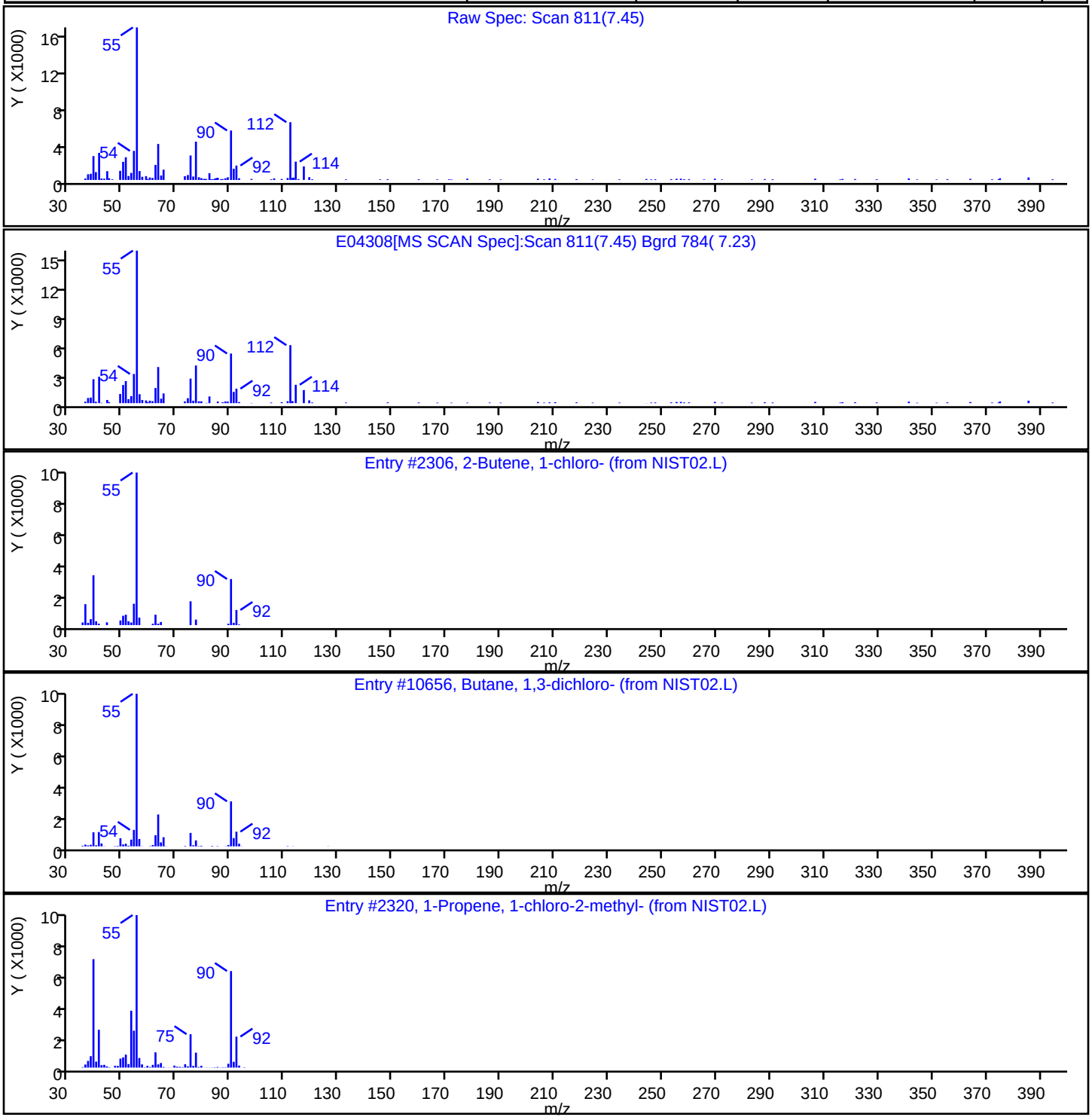

Report Date: 07-Oct-2019 15:00:29 Chrom Revision: 2.3 17-Sep-2019 16:19:08

Eurofins TestAmerica, Edison

Data File: \\chromna\Edison\ChromData\CVOAMS5\20191006-98848.b\E04308.D

Injection Date: 07-Oct-2019 04:29:30 Instrument ID: CVOAMS5

Lims ID: 460-192524-B-7 Lab Sample ID: 460-192524-7

Client ID: MW-31

Operator ID: ALS Bottle#: 25 Worklist Smp#: 26

Purge Vol: 5.000 mL Dil. Factor: 1.0000

Method: 8260W_5 Limit Group: VOA - 8260C Water and Solid

Column: Detector MS SCAN

Library Search Compound Match	CAS#	Library	Entry	Formula	Weight	Q
Benzene, 1-chloro-2-methyl-	95-49-8	NIST02.L	10920	C7H7Cl	126	96
Benzene, 1-chloro-3-methyl-	108-41-8	NIST02.L	10925	C7H7Cl	126	93
Benzyl chloride	100-44-7	NIST02.L	10914	C7H7Cl	126	90

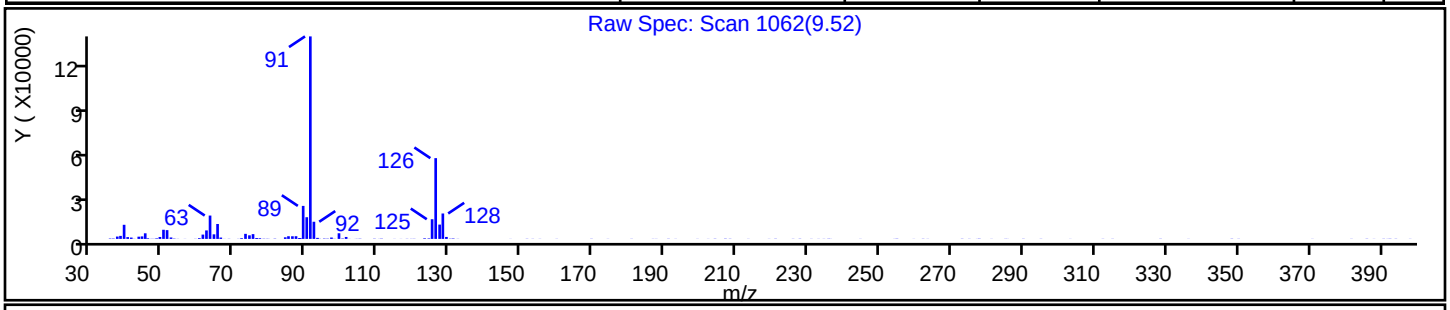

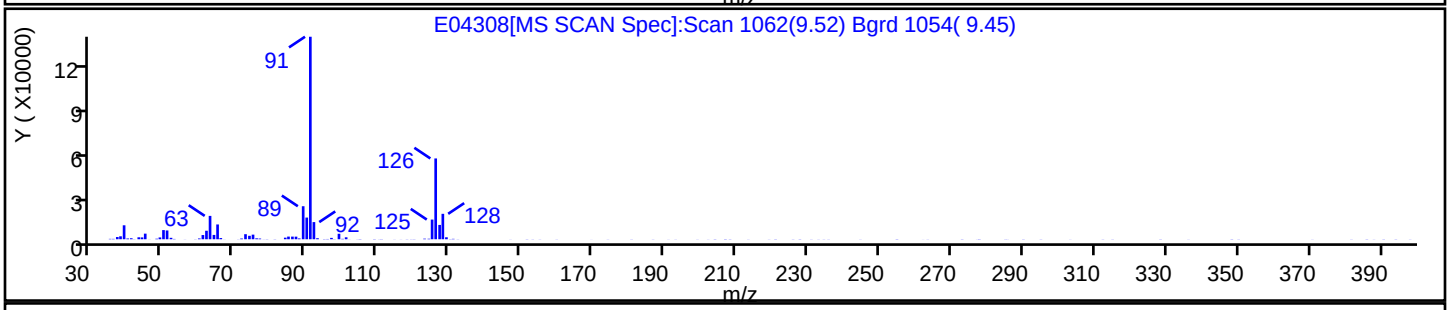

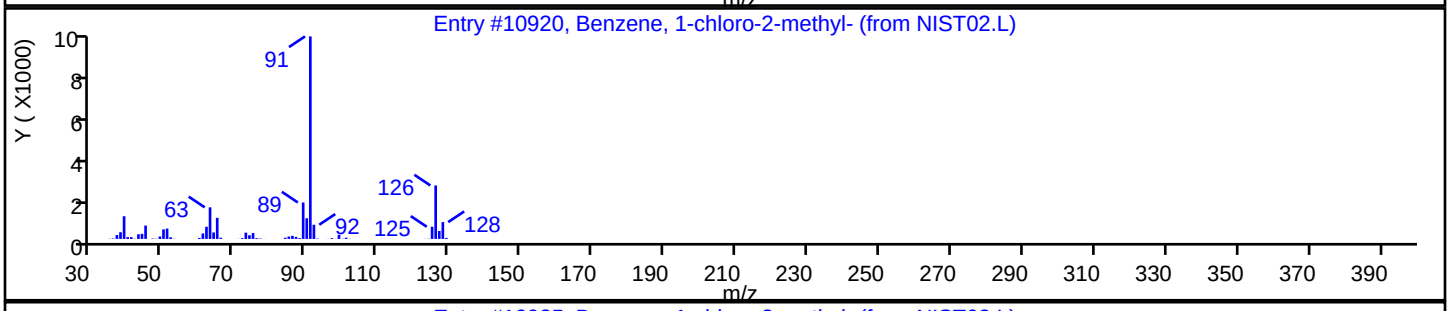

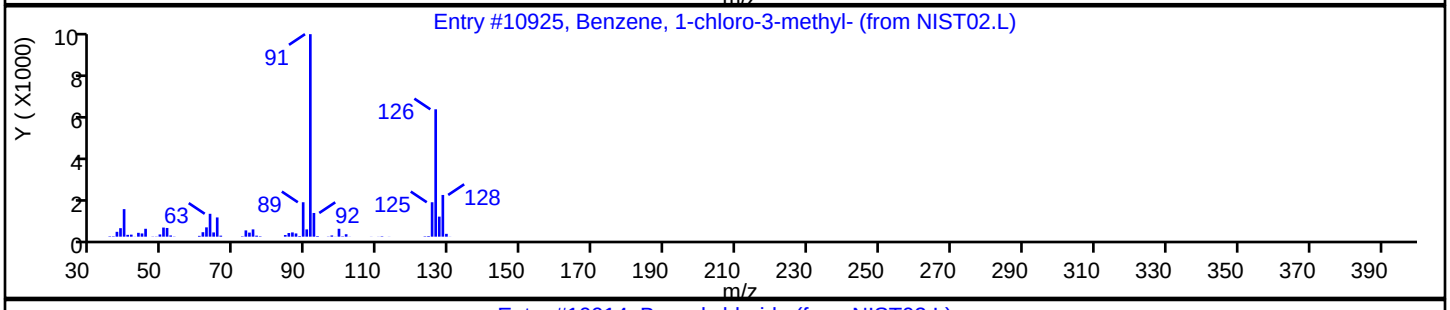

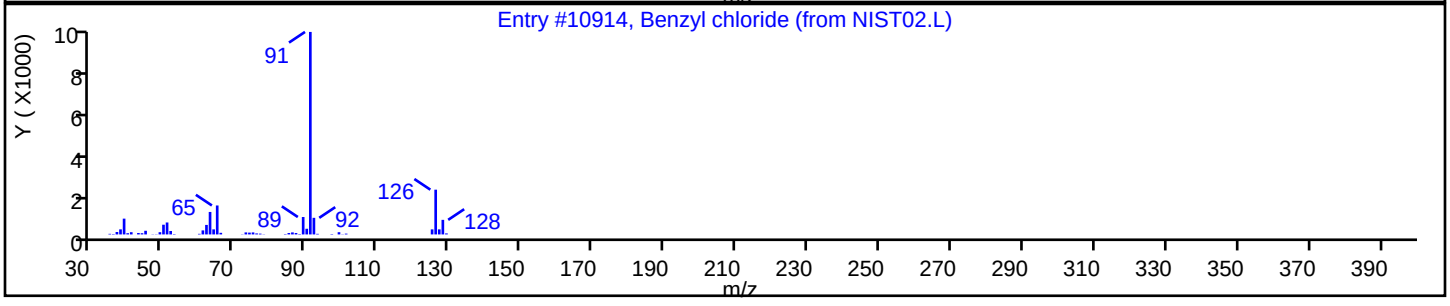

FORM I
GC/MS VOA ORGANICS ANALYSIS DATA SHEET

Lab Name: Eurofins TestAmerica, Edison Job No.: 460-192524-1

SDG No.:

Client Sample ID: MW-71 Lab Sample ID: 460-192524-8

Matrix: Water Lab File ID: E04322.D

Analysis Method: 8260C Date Collected: 09/26/2019 13:30

Sample wt/vol: 5(mL) Date Analyzed: 10/07/2019 11:12

Soil Aliquot Vol: Dilution Factor: 1

Soil Extract Vol.: GC Column: Rtx-VMS ID: 0.18(mm)

% Moisture: Level: (low/med) Low

Analysis Batch No.: 645075 Units: ug/L

CAS NO.	COMPOUND NAME	RESULT	Q	RL	MDL
71-55-6	1,1,1-Trichloroethane	0.24	U	1.0	0.24
79-34-5	1,1,2,2-Tetrachloroethane	0.37	U	1.0	0.37
79-00-5	1,1,2-Trichloroethane	0.43	U	1.0	0.43
75-34-3	1,1-Dichloroethane	2.6		1.0	0.26
75-35-4	1,1-Dichloroethene	0.26	U	1.0	0.26
107-06-2	1,2-Dichloroethane	0.43	U	1.0	0.43
78-87-5	1,2-Dichloropropane	0.35	U	1.0	0.35
123-91-1	1,4-Dioxane	28	U	50	28
78-93-3	2-Butanone	1.9	U	5.0	1.9
591-78-6	2-Hexanone	1.1	U	5.0	1.1
108-10-1	4-Methyl-2-pentanone	1.3	U	5.0	1.3
67-64-1	Acetone	4.4	U	5.0	4.4
71-43-2	Benzene	1.2		1.0	0.20
75-27-4	Bromodichloromethane	0.34	U	1.0	0.34
75-25-2	Bromoform	0.54	U	1.0	0.54
74-83-9	Bromomethane	0.55	U	1.0	0.55
75-15-0	Carbon disulfide	0.82	U	1.0	0.82
56-23-5	Carbon tetrachloride	0.21	U	1.0	0.21
108-90-7	Chlorobenzene	39		1.0	0.38
75-00-3	Chloroethane	0.32	U	1.0	0.32
67-66-3	Chloroform	0.33	U	1.0	0.33
74-87-3	Chloromethane	0.40	U	1.0	0.40
156-59-2	cis-1,2-Dichloroethene	0.22	U	1.0	0.22
10061-01-5	cis-1,3-Dichloropropene	0.22	U	1.0	0.22
124-48-1	Dibromochloromethane	0.28	U	1.0	0.28
100-41-4	Ethylbenzene	0.30	U	1.0	0.30
75-09-2	Methylene Chloride	0.32	U	1.0	0.32
100-42-5	Styrene	0.42	U	1.0	0.42
127-18-4	Tetrachloroethene	0.25	U	1.0	0.25
108-88-3	Toluene	0.74	J	1.0	0.38
156-60-5	trans-1,2-Dichloroethene	0.24	U	1.0	0.24
10061-02-6	trans-1,3-Dichloropropene	0.49	U	1.0	0.49
79-01-6	Trichloroethene	0.31	U	1.0	0.31
75-01-4	Vinyl chloride	0.17	U	1.0	0.17
1330-20-7	Xylenes, Total	0.65	U	2.0	0.65

FORM I
GC/MS VOA ORGANICS ANALYSIS DATA SHEET

Lab Name: Eurofins TestAmerica, Edison Job No.: 460-192524-1

SDG No.:

Client Sample ID: MW-71 Lab Sample ID: 460-192524-8

Matrix: Water Lab File ID: E04322.D

Analysis Method: 8260C Date Collected: 09/26/2019 13:30

Sample wt/vol: 5(mL) Date Analyzed: 10/07/2019 11:12

Soil Aliquot Vol: Dilution Factor: 1

Soil Extract Vol.: GC Column: Rtx-VMS ID: 0.18(mm)

% Moisture: Level: (low/med) Low

Analysis Batch No.: 645075 Units: ug/L

CAS NO.	SURROGATE	%REC	Q	LIMITS
17060-07-0	1,2-Dichloroethane-d4 (Surr)	106		74-132
460-00-4	Bromofluorobenzene	83		77-124
1868-53-7	Dibromofluoromethane (Surr)	102		72-131
2037-26-5	Toluene-d8 (Surr)	94		80-120

FORM I
GC/MS VOA ORGANICS ANALYSIS DATA SHEET
TENTATIVELY IDENTIFIED COMPOUNDS

Lab Name: Eurofins TestAmerica, Edison Job No.: 460-192524-1

SDG No.:

Client Sample ID: MW-71 Lab Sample ID: 460-192524-8

Matrix: Water Lab File ID: E04322.D

Analysis Method: 8260C Date Collected: 09/26/2019 13:30

Sample wt/vol: 5(mL) Date Analyzed: 10/07/2019 11:12

Soil Aliquot Vol: Dilution Factor: 1

Soil Extract Vol.: GC Column: Rtx-VMS ID: 0.18(mm)

% Moisture: Level: (low/med) Low

Analysis Batch No.: 645075 Units: ug/L

Number TICs Found: 1 TIC Result Total: 16

CAS NO.	COMPOUND NAME	RT	RESULT	Q	MATCH QUALITY
60-29-7	Ethyl ether	1.50	16	J N	91%

Eurofins TestAmerica, Edison
Target Compound Quantitation Report

Data File: \\chromna\Edison\ChromData\CVOAMS5\20191007-98868.b\E04322.D
Lims ID: 460-192524-C-8
Client ID: MW-71
Sample Type: Client
Inject. Date: 07-Oct-2019 11:12:30 ALS Bottle#: 12 Worklist Smp#: 13
Purge Vol: 5.000 mL Dil. Factor: 1.0000
Sample Info: 460-192524-C-8
Misc. Info.: 460-0098868-013
Operator ID: Instrument ID: CVOAMS5

Method: \\chromna\Edison\ChromData\CVOAMS5\20191007-98868.b\8260W_5.m
Limit Group: VOA - 8260C Water and Solid
Last Update: 08-Oct-2019 16:08:46 Calib Date: 03-Oct-2019 10:02:30
Integrator: RTE ID Type: Deconvolution ID
Quant Method: Internal Standard Quant By: Initial Calibration
Last ICal File: \\chromna\Edison\ChromData\CVOAMS5\20191003-98633.b\E04166.D

Column 1 : Rtx-VMS (0.18 mm) Det: MS SCAN
Process Host: CTX0326

First Level Reviewer: xuyvo Date: 08-Oct-2019 16:08:46

Compound	Sig	RT (min.)	Exp RT (min.)	Dlt RT (min.)	Q	Response	OnCol Amt ug/l	Flags
17 1,1-Dichloroethene	96	1.607	1.608	-0.001	31	438	0.1445	
* 33 TBA-d9 (IS)	65	2.142	2.142	0.000	100	247265	1000.0	
38 1,1-Dichloroethane	63	2.439	2.439	0.000	98	14616	2.60	
$ 51 Dibromofluoromethane (Surr	113	3.155	3.155	0.000	98	180256	50.8	
* 53 2-Butanone-d5	46	3.229	3.229	0.000	100	253038	250.0	
58 Benzene	78	3.459	3.459	0.000	96	17288	1.18	
$ 61 1,2-Dichloroethane-d4 (Sur	65	3.574	3.574	0.000	94	179429	53.1	
* 66 Fluorobenzene	96	3.813	3.813	0.000	99	573275	50.0	
* 76 1,4-Dioxane-d8	96	4.718	4.718	0.000	98	30152	1000.0	
$ 82 Toluene-d8 (Surr)	98	5.385	5.385	0.000	100	628787	46.9	
83 Toluene	91	5.442	5.443	-0.001	86	10513	0.7382	M
* 96 Chlorobenzene-d5	117	7.294	7.294	0.000	84	469272	50.0	
97 Chlorobenzene	112	7.311	7.311	0.000	96	345872	39.2	
100 m-Xylene & p-Xylene	106	7.615	7.607	0.008	87	1765	0.3523	
$ 107 4-Bromofluorobenzene	174	9.080	9.080	0.000	0	163047	41.7	
* 123 1,4-Dichlorobenzene-d4	152	10.858	10.849	0.009	93	178822	50.0	
S 140 Xylenes, Total	100				0		0.3523	

QC Flag Legend

Review Flags
M - Manually Integrated

Reagents:

8260ISNEW_00135	Amount Added:	1.00	Units: uL	Run Reagent
8260SURR250_00201	Amount Added:	1.00	Units: uL	Run Reagent

Eurofins TestAmerica, Edison
Tentatively Identified Quantitation Report

Data File:	\\chromna\Edison\ChromData\CVOAMS5\20191007-98868.b\E04322.D				
Lims ID:	460-192524-C-8				
Client ID:	MW-71				
Sample Type:	Client				
Inject. Date:	07-Oct-2019 11:12:30	ALS Bottle#:	12	Worklist Smp#:	13
Purge Vol:	5.000 mL	Dil. Factor:	1.0000		
Sample Info:	460-192524-C-8				
Misc. Info.:	460-0098868-013				
Operator ID:		Instrument ID:	CVOAMS5		
Method:	\\chromna\Edison\ChromData\CVOAMS5\20191007-98868.b\8260W_5.m				
Limit Group:	VOA - 8260C Water and Solid				
Last Update:	08-Oct-2019 16:08:46	Calib Date:	03-Oct-2019 10:02:30		
Tic RT Window:	0.000 -0.000	Response:	area		
Quant By:	Nearest ISTD	Quant LOD:	10.00000		
MS Library:	\\chromna\Edison\Database\NIST02.L				
Min. Match:	50				
Column 1 :	Rtx-VMS (0.18 mm)		Det: MS SCAN		
Process Host:	CTX0326				
First Level Reviewer: xuyvo		Date:	08-Oct-2019 16:08:46		

Tentative Identified Compound Results

RT	Area	Amount ug/l	Quant Cpnd	Qual	Lib Entry	Molecular Formula	Mol. Weight	Flags
60-29-7 Ethyl ether								
1.500	359622	15.7	66	91	824	C4H10O	74	

Quantitation Compounds

Compound	RT	Area	Amount ug/l
* 66 Fluorobenzene	3.813	1142305	50.0

QC Flag Legend

Processing Flags

Reagents:

8260ISNEW_00135	Amount Added:	1.00	Units: uL	Run Reagent
8260SURR250_00201	Amount Added:	1.00	Units: uL	Run Reagent

Report Date: 08-Oct-2019 16:08:47 Chrom Revision: 2.3 17-Sep-2019 16:19:08

Eurofins TestAmerica, Edison

Data File: \\chromna\Edison\ChromData\CVOAMS5\20191007-98868.b\E04322.D

Injection Date:	07-Oct-2019 11:12:30	Instrument ID:	CVOAMS5	Operator ID:	
Lims ID:	460-192524-C-8	Lab Sample ID:	460-192524-8	Worklist Smp#:	13
Client ID:	MW-71				
Purge Vol:	5.000 mL	Dil. Factor:	1.0000	ALS Bottle#:	12
Method:	8260W_5	Limit Group:	VOA - 8260C Water and Solid		

Column: Rtx-VMS (0.18 mm)

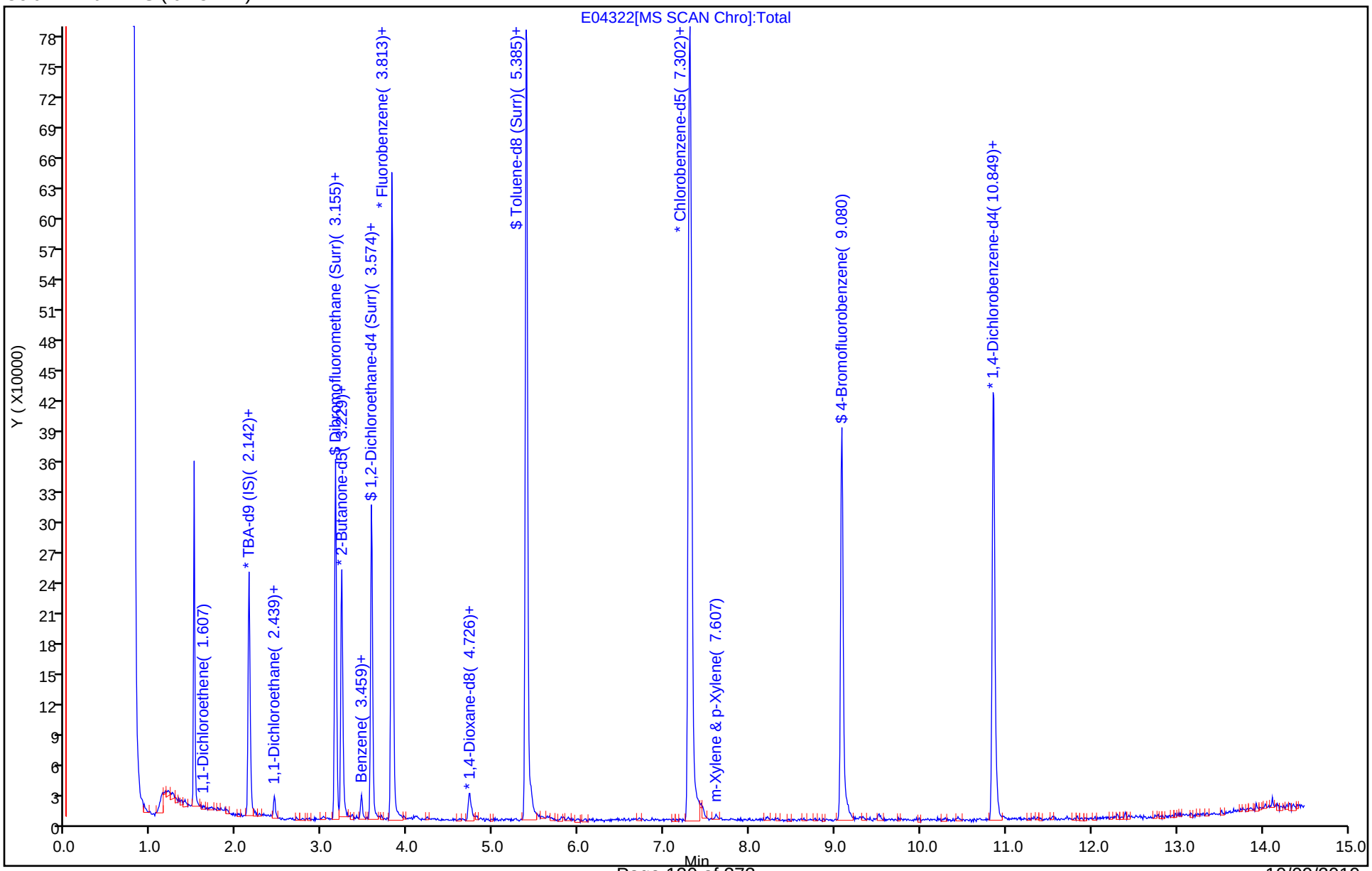

Eurofins TestAmerica, Edison

Data File:	\\chromna\Edison\ChromData\CVOAMS5\20191007-98868.b\E04322.D				
Injection Date:	07-Oct-2019 11:12:30	Instrument ID:	CVOAMS5		
Lims ID:	460-192524-C-8	Lab Sample ID:	460-192524-8		
Client ID:	MW-71				
Operator ID:		ALS Bottle#:	12	Worklist Smp#:	13
Purge Vol:	5.000 mL	Dil. Factor:	1.0000		
Method:	8260W_5	Limit Group:	VOA - 8260C Water and Solid		
Column:	Rtx-VMS (0.18 mm)	Detector	MS SCAN		

38 1,1-Dichloroethane, CAS: 75-34-3

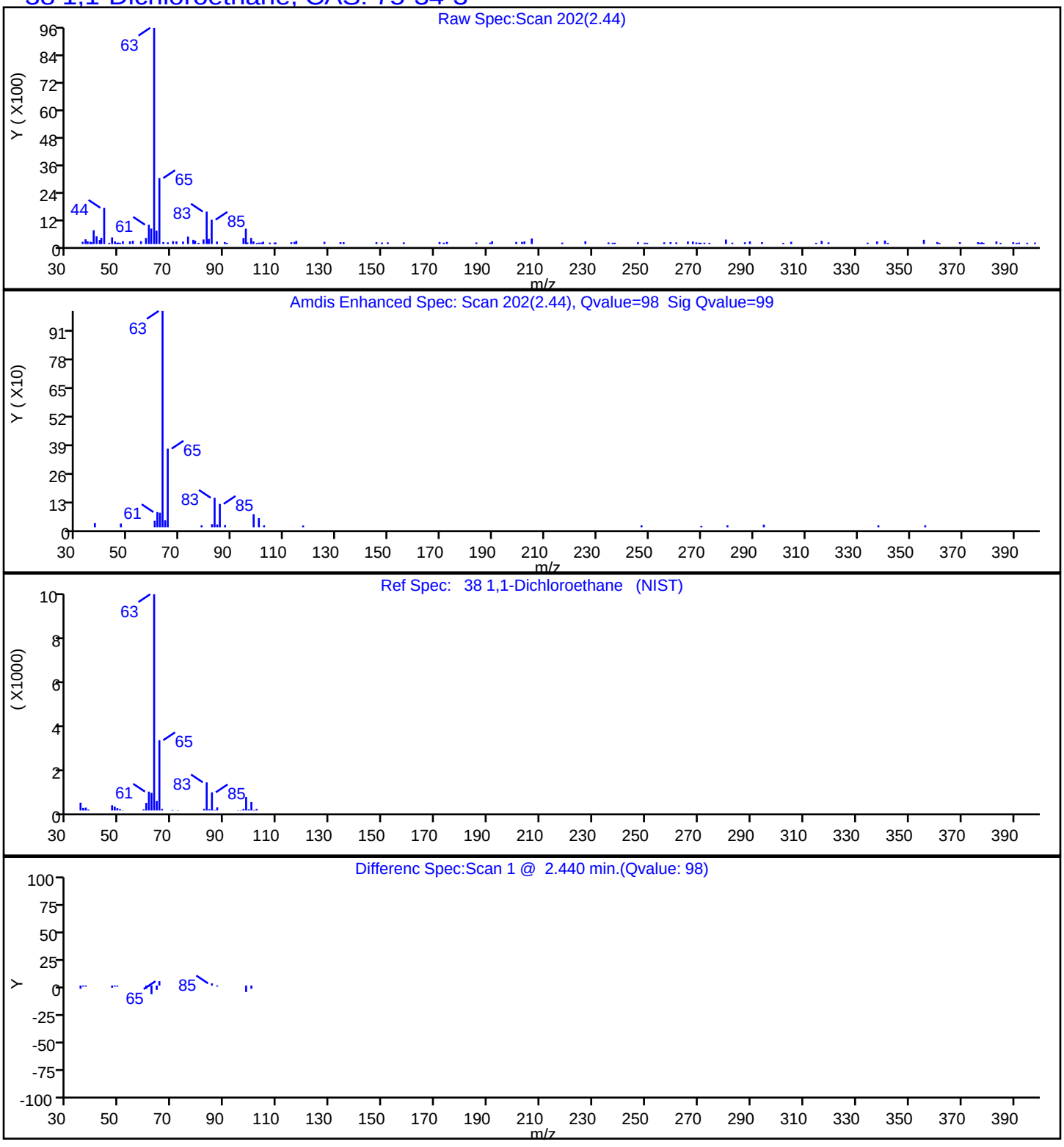

Eurofins TestAmerica, Edison

Data File:	\\chromna\Edison\ChromData\CVOAMS5\20191007-98868.b\E04322.D				
Injection Date:	07-Oct-2019 11:12:30	Instrument ID:	CVOAMS5		
Lims ID:	460-192524-C-8	Lab Sample ID:	460-192524-8		
Client ID:	MW-71				
Operator ID:		ALS Bottle#:	12	Worklist Smp#:	13
Purge Vol:	5.000 mL	Dil. Factor:	1.0000		
Method:	8260W_5	Limit Group:	VOA - 8260C Water and Solid		
Column:	Rtx-VMS (0.18 mm)	Detector	MS SCAN		

58 Benzene, CAS: 71-43-2

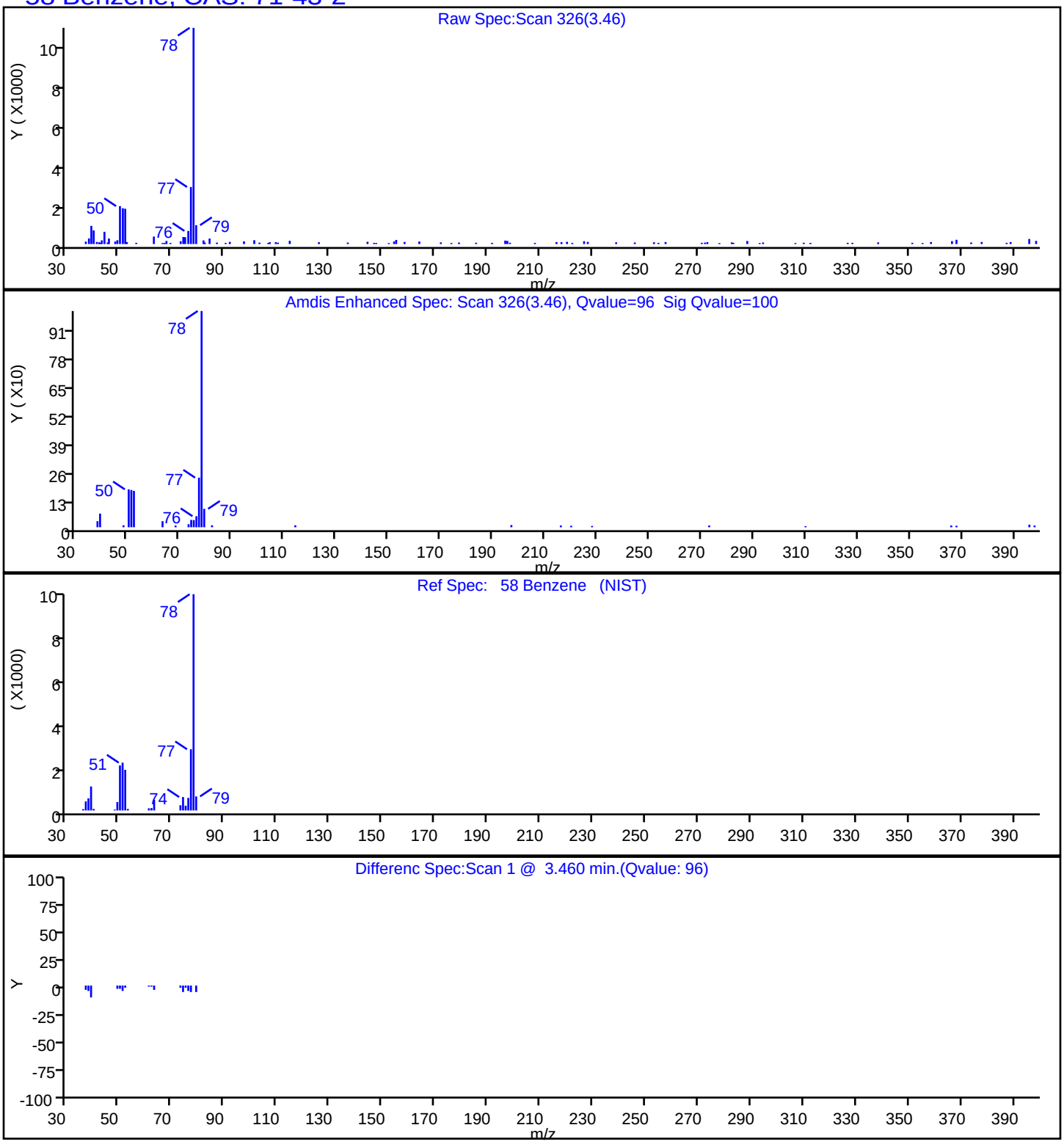

Eurofins TestAmerica, Edison

Data File:	\\chromna\Edison\ChromData\CVOAMS5\20191007-98868.b\E04322.D				
Injection Date:	07-Oct-2019 11:12:30	Instrument ID:	CVOAMS5		
Lims ID:	460-192524-C-8	Lab Sample ID:	460-192524-8		
Client ID:	MW-71				
Operator ID:		ALS Bottle#:	12	Worklist Smp#:	13
Purge Vol:	5.000 mL	Dil. Factor:	1.0000		
Method:	8260W_5	Limit Group:	VOA - 8260C Water and Solid		
Column:	Rtx-VMS (0.18 mm)	Detector	MS SCAN		

97 Chlorobenzene, CAS: 108-90-7

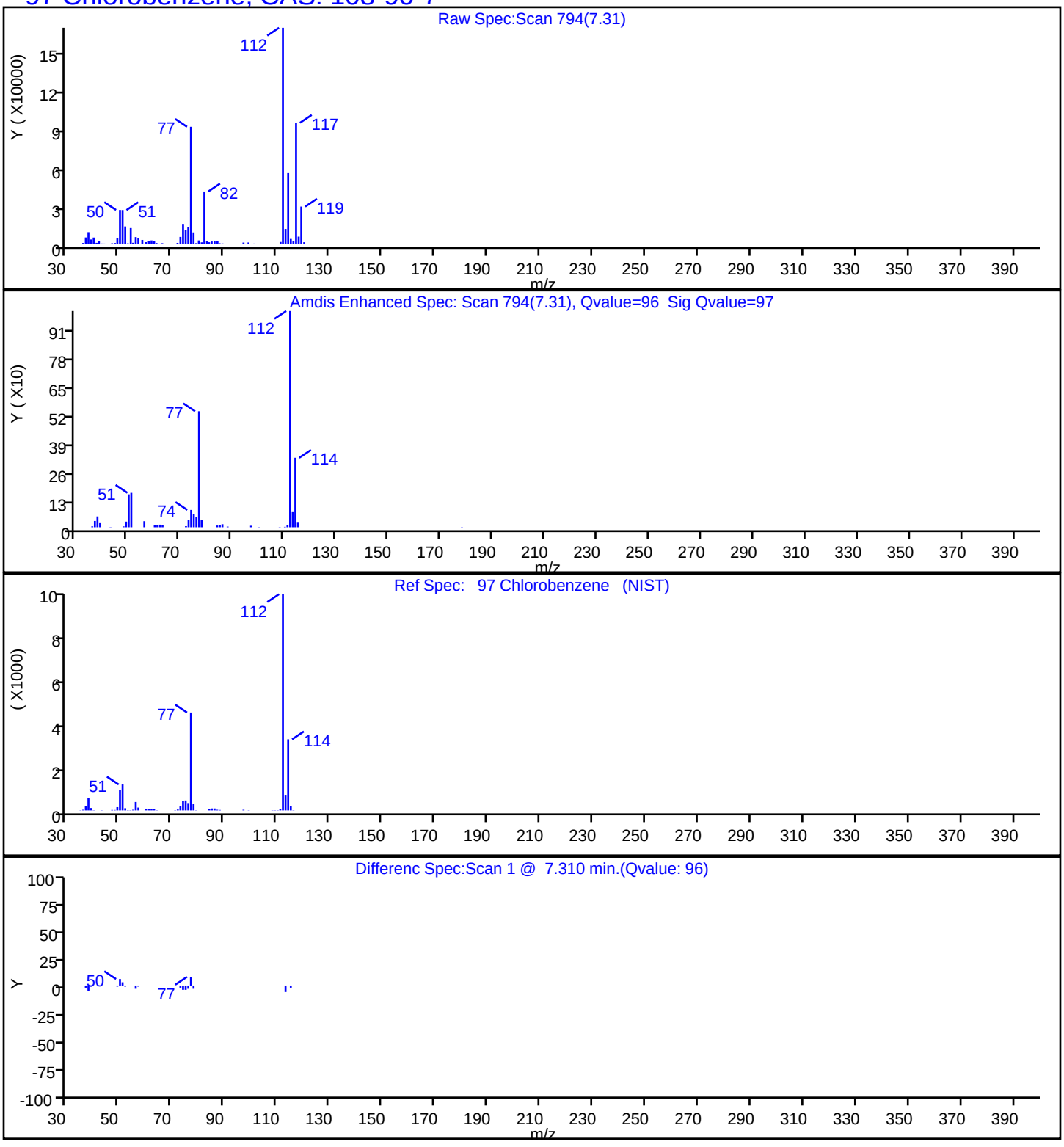

Eurofins TestAmerica, Edison

Data File:	\\chromna\Edison\ChromData\CVOAMS5\20191007-98868.b\E04322.D				
Injection Date:	07-Oct-2019 11:12:30	Instrument ID:	CVOAMS5		
Lims ID:	460-192524-C-8	Lab Sample ID:	460-192524-8		
Client ID:	MW-71				
Operator ID:		ALS Bottle#:	12	Worklist Smp#:	13
Purge Vol:	5.000 mL	Dil. Factor:	1.0000		
Method:	8260W_5	Limit Group:	VOA - 8260C Water and Solid		
Column:	Rtx-VMS (0.18 mm)	Detector	MS SCAN		

83 Toluene, CAS: 108-88-3

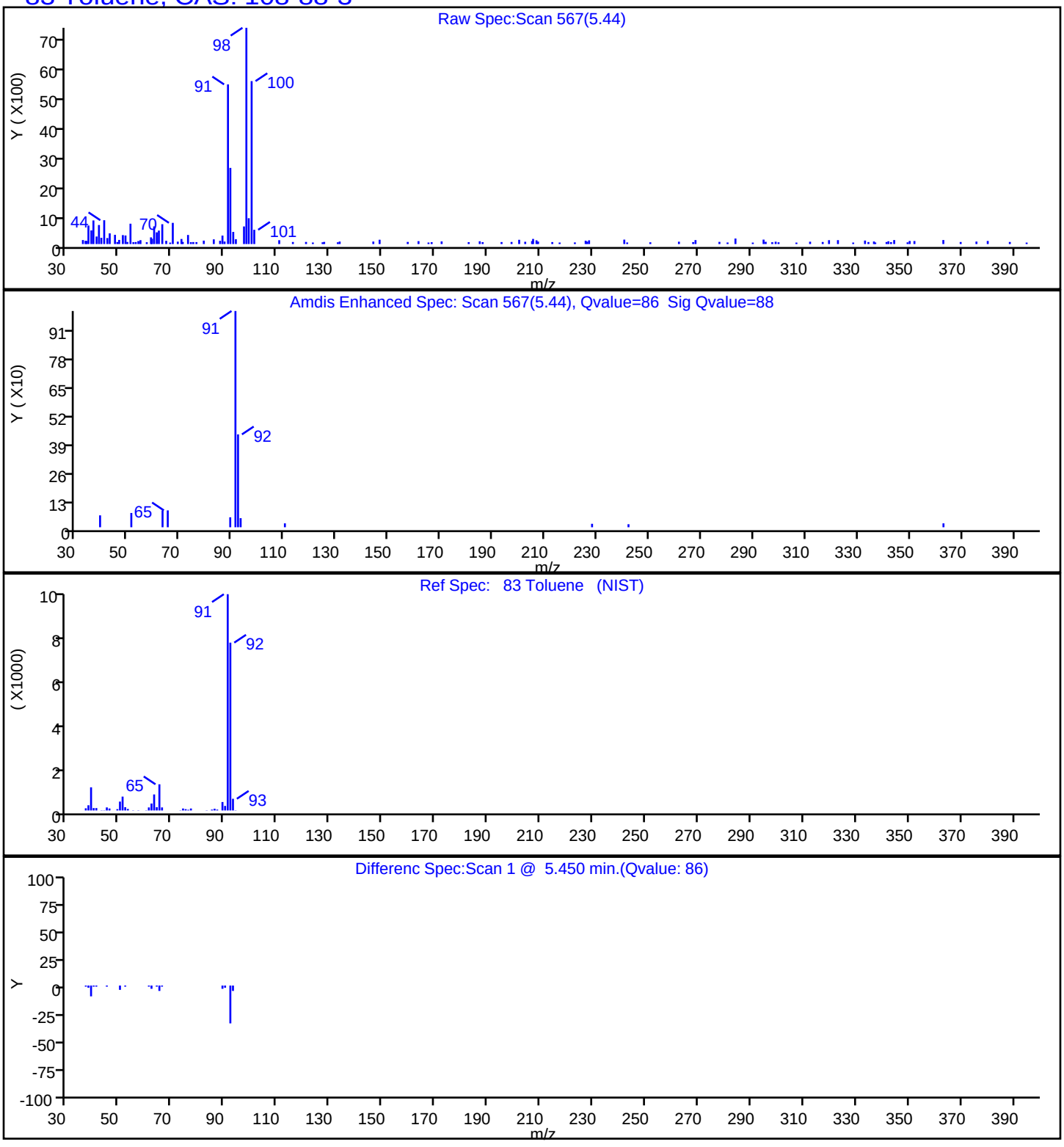

Manual Integration/User Assign Peak Report

Eurofins TestAmerica, Edison

Data File:	\\chromna\Edison\ChromData\CVOAMS5\20191007-98868.b\E04322.D		
Injection Date:	07-Oct-2019 11:12:30	Instrument ID:	CVOAMS5
Lims ID:	460-192524-C-8	Lab Sample ID:	460-192524-8
Client ID:	MW-71		
Operator ID:		ALS Bottle#:	12 Worklist Smp#: 13
Purge Vol:	5.000 mL	Dil. Factor:	1.0000
Method:	8260W_5	Limit Group:	VOA - 8260C Water and Solid
Column:	Rtx-VMS (0.18 mm)	Detector	MS SCAN

83 Toluene, CAS: 108-88-3

Signal: 1

Processing Integration Results

RT: 5.44
Area: 10095
Amount: 0.708848
Amount Units: ug/l

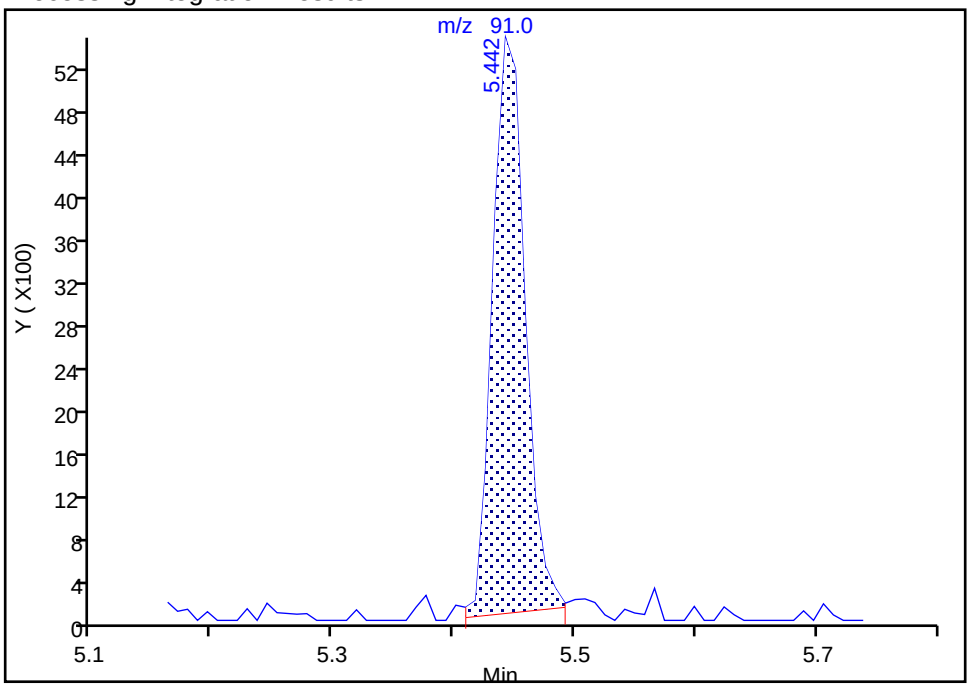

Manual Integration Results

RT: 5.44
Area: 10513
Amount: 0.738199
Amount Units: ug/l

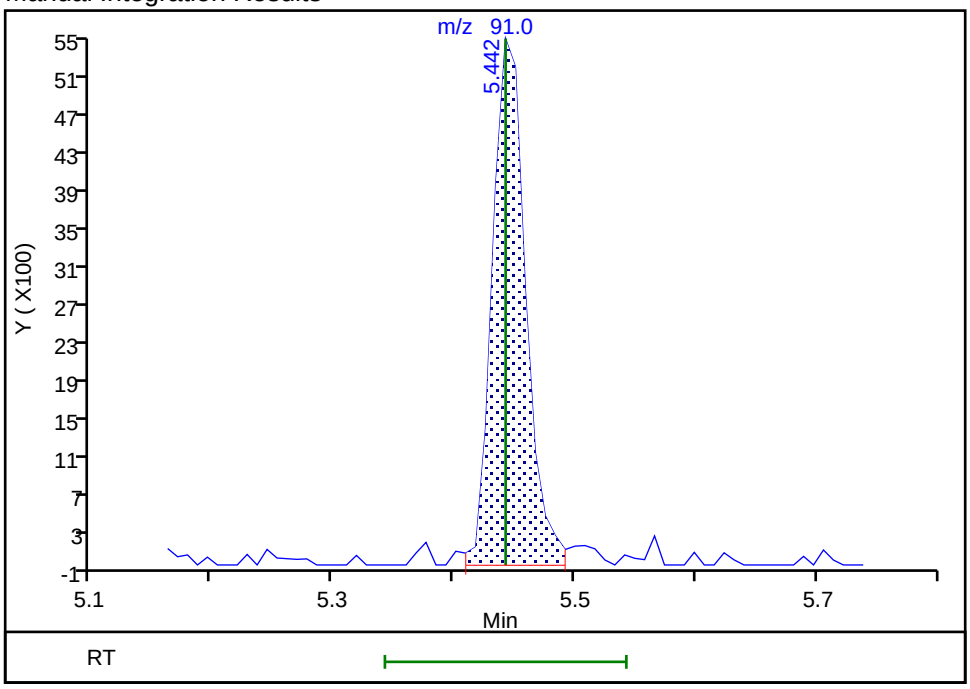

Reviewer: xuyvo, 08-Oct-2019 16:08:27
Audit Action: Assigned New Baseline Audit Reason: Baseline

Report Date: 08-Oct-2019 16:08:47 Chrom Revision: 2.3 17-Sep-2019 16:19:08

Eurofins TestAmerica, Edison

Data File: \\chromna\Edison\ChromData\CVOAMS5\20191007-98868.b\E04322.D

Injection Date: 07-Oct-2019 11:12:30 Instrument ID: CVOAMS5

Lims ID: 460-192524-C-8 Lab Sample ID: 460-192524-8

Client ID: MW-71

Operator ID: ALS Bottle#: 12 Worklist Smp#: 13

Purge Vol: 5.000 mL Dil. Factor: 1.0000

Method: 8260W_5 Limit Group: VOA - 8260C Water and Solid

Column: Detector MS SCAN

Library Search Compound Match	CAS#	Library	Entry	Formula	Weight	Q
Ethyl ether	60-29-7	NIST02.L	824	C4H10O	74	91
Ethane, 1,2-diethoxy-	629-14-1	NIST02.L	8556	C6H14O2	118	72

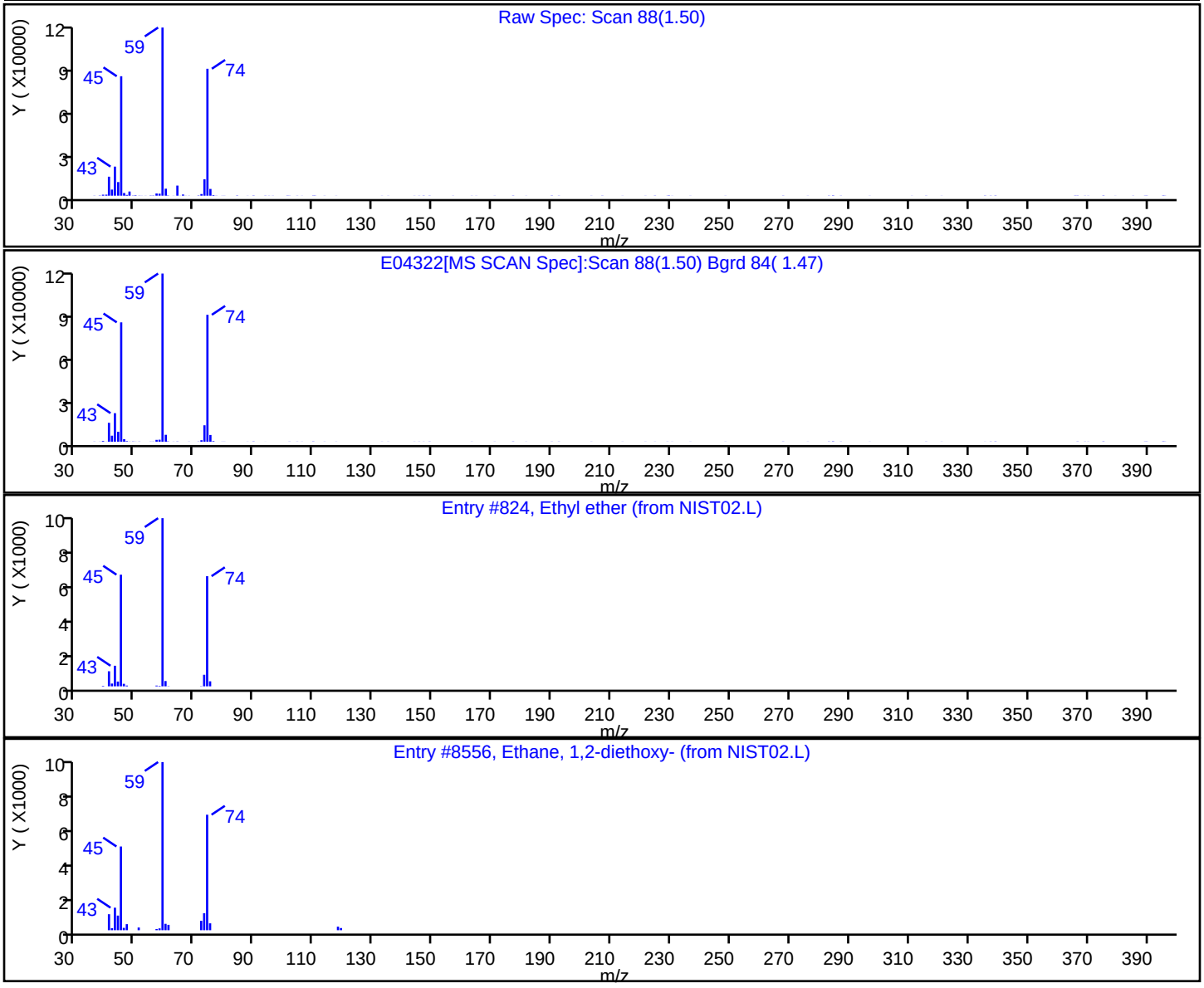

FORM I
GC/MS VOA ORGANICS ANALYSIS DATA SHEET

Lab Name: Eurofins TestAmerica, Edison Job No.: 460-192524-1

SDG No.:

Client Sample ID: MW-54 Lab Sample ID: 460-192524-9

Matrix: Water Lab File ID: E04323.D

Analysis Method: 8260C Date Collected: 09/26/2019 14:01

Sample wt/vol: 5(mL) Date Analyzed: 10/07/2019 11:40

Soil Aliquot Vol: Dilution Factor: 1

Soil Extract Vol.: GC Column: Rtx-VMS ID: 0.18(mm)

% Moisture: Level: (low/med) Low

Analysis Batch No.: 645075 Units: ug/L

CAS NO.	COMPOUND NAME	RESULT	Q	RL	MDL
71-55-6	1,1,1-Trichloroethane	0.33	J	1.0	0.24
79-34-5	1,1,2,2-Tetrachloroethane	0.37	U	1.0	0.37
79-00-5	1,1,2-Trichloroethane	0.43	U	1.0	0.43
75-34-3	1,1-Dichloroethane	0.26	U	1.0	0.26
75-35-4	1,1-Dichloroethene	0.26	U	1.0	0.26
107-06-2	1,2-Dichloroethane	0.43	U	1.0	0.43
78-87-5	1,2-Dichloropropane	0.35	U	1.0	0.35
123-91-1	1,4-Dioxane	28	U	50	28
78-93-3	2-Butanone	1.9	U	5.0	1.9
591-78-6	2-Hexanone	1.1	U	5.0	1.1
108-10-1	4-Methyl-2-pentanone	1.3	U	5.0	1.3
67-64-1	Acetone	4.4	U	5.0	4.4
71-43-2	Benzene	0.20	U	1.0	0.20
75-27-4	Bromodichloromethane	0.34	U	1.0	0.34
75-25-2	Bromoform	0.54	U	1.0	0.54
74-83-9	Bromomethane	0.55	U	1.0	0.55
75-15-0	Carbon disulfide	0.82	U	1.0	0.82
56-23-5	Carbon tetrachloride	0.21	U	1.0	0.21
108-90-7	Chlorobenzene	0.38	U	1.0	0.38
75-00-3	Chloroethane	0.32	U	1.0	0.32
67-66-3	Chloroform	0.33	U	1.0	0.33
74-87-3	Chloromethane	0.40	U	1.0	0.40
156-59-2	cis-1,2-Dichloroethene	0.22	U	1.0	0.22
10061-01-5	cis-1,3-Dichloropropene	0.22	U	1.0	0.22
124-48-1	Dibromochloromethane	0.28	U	1.0	0.28
100-41-4	Ethylbenzene	0.30	U	1.0	0.30
75-09-2	Methylene Chloride	0.32	U	1.0	0.32
100-42-5	Styrene	0.42	U	1.0	0.42
127-18-4	Tetrachloroethene	8.9		1.0	0.25
108-88-3	Toluene	0.38	U	1.0	0.38
156-60-5	trans-1,2-Dichloroethene	0.24	U	1.0	0.24
10061-02-6	trans-1,3-Dichloropropene	0.49	U	1.0	0.49
79-01-6	Trichloroethene	0.31	U	1.0	0.31
75-01-4	Vinyl chloride	0.17	U	1.0	0.17
1330-20-7	Xylenes, Total	0.65	U	2.0	0.65

FORM I
GC/MS VOA ORGANICS ANALYSIS DATA SHEET

Lab Name: Eurofins TestAmerica, Edison Job No.: 460-192524-1

SDG No.:

Client Sample ID: MW-54 Lab Sample ID: 460-192524-9

Matrix: Water Lab File ID: E04323.D

Analysis Method: 8260C Date Collected: 09/26/2019 14:01

Sample wt/vol: 5(mL) Date Analyzed: 10/07/2019 11:40

Soil Aliquot Vol: Dilution Factor: 1

Soil Extract Vol.: GC Column: Rtx-VMS ID: 0.18(mm)

% Moisture: Level: (low/med) Low

Analysis Batch No.: 645075 Units: ug/L

CAS NO.	SURROGATE	%REC	Q	LIMITS
17060-07-0	1,2-Dichloroethane-d4 (Surr)	105		74-132
460-00-4	Bromofluorobenzene	89		77-124
1868-53-7	Dibromofluoromethane (Surr)	101		72-131
2037-26-5	Toluene-d8 (Surr)	95		80-120

FORM I
GC/MS VOA ORGANICS ANALYSIS DATA SHEET
TENTATIVELY IDENTIFIED COMPOUNDS

Lab Name: Eurofins TestAmerica, Edison Job No.: 460-192524-1

SDG No.:

Client Sample ID: MW-54 Lab Sample ID: 460-192524-9

Matrix: Water Lab File ID: E04323.D

Analysis Method: 8260C Date Collected: 09/26/2019 14:01

Sample wt/vol: 5(mL) Date Analyzed: 10/07/2019 11:40

Soil Aliquot Vol: Dilution Factor: 1

Soil Extract Vol.: GC Column: Rtx-VMS ID: 0.18(mm)

% Moisture: Level: (low/med) Low

Analysis Batch No.: 645075 Units: ug/L

Number TICs Found: 0 TIC Result Total: 0

CAS NO.	COMPOUND NAME	RT	RESULT	Q	MATCH QUALITY
	Tentatively Identified Compound		None		

Eurofins TestAmerica, Edison
Target Compound Quantitation Report

Data File: \\chromna\Edison\ChromData\CVOAMS5\20191007-98868.b\E04323.D
Lims ID: 460-192524-B-9
Client ID: MW-54
Sample Type: Client
Inject. Date: 07-Oct-2019 11:40:30 ALS Bottle#: 13 Worklist Smp#: 14
Purge Vol: 5.000 mL Dil. Factor: 1.0000
Sample Info: 460-192524-B-9
Misc. Info.: 460-0098868-014
Operator ID: Instrument ID: CVOAMS5

Method: \\chromna\Edison\ChromData\CVOAMS5\20191007-98868.b\8260W_5.m
Limit Group: VOA - 8260C Water and Solid
Last Update: 08-Oct-2019 16:08:46 Calib Date: 03-Oct-2019 10:02:30
Integrator: RTE ID Type: Deconvolution ID
Quant Method: Internal Standard Quant By: Initial Calibration
Last ICal File: \\chromna\Edison\ChromData\CVOAMS5\20191003-98633.b\E04166.D

Column 1 : Rtx-VMS (0.18 mm) Det: MS SCAN
Process Host: CTX0326

First Level Reviewer: baronm Date: 07-Oct-2019 15:09:18

Compound	Sig	RT (min.)	Exp RT (min.)	Dlt RT (min.)	Q	Response	OnCol Amt ug/l	Flags
* 33 TBA-d9 (IS)	65	2.142	2.142	0.000	100	247244	1000.0	
$ 51 Dibromofluoromethane (Surr	113	3.155	3.155	0.000	98	182872	50.5	
52 1,1,1-Trichloroethane	97	3.163	3.163	0.000	35	1527	0.3323	
* 53 2-Butanone-d5	46	3.229	3.229	0.000	100	249762	250.0	
$ 61 1,2-Dichloroethane-d4 (Sur	65	3.574	3.574	0.000	94	181274	52.6	
* 66 Fluorobenzene	96	3.813	3.813	0.000	99	585323	50.0	
* 76 1,4-Dioxane-d8	96	4.718	4.718	0.000	97	29605	1000.0	
$ 82 Toluene-d8 (Surr)	98	5.385	5.385	0.000	100	628779	47.7	
86 Tetrachloroethene	166	5.879	5.879	0.000	95	24822	8.89	
* 96 Chlorobenzene-d5	117	7.294	7.294	0.000	84	461640	50.0	
$ 107 4-Bromofluorobenzene	174	9.080	9.080	0.000	0	170503	44.4	
* 123 1,4-Dichlorobenzene-d4	152	10.849	10.849	0.000	94	177090	50.0	

Reagents:

8260ISNEW_00135 Amount Added: 1.00 Units: uL Run Reagent
8260SURR250_00201 Amount Added: 1.00 Units: uL Run Reagent

Report Date: 08-Oct-2019 16:09:20 Chrom Revision: 2.3 17-Sep-2019 16:19:08

Eurofins TestAmerica, Edison

Data File: \\chromna\Edison\ChromData\CVOAMS5\20191007-98868.b\E04323.D

Injection Date:	07-Oct-2019 11:40:30	Instrument ID:	CVOAMS5	Operator ID:	
Lims ID:	460-192524-B-9	Lab Sample ID:	460-192524-9	Worklist Smp#:	14
Client ID:	MW-54				
Purge Vol:	5.000 mL	Dil. Factor:	1.0000	ALS Bottle#:	13
Method:	8260W_5	Limit Group:	VOA - 8260C Water and Solid		

Column: Rtx-VMS (0.18 mm)

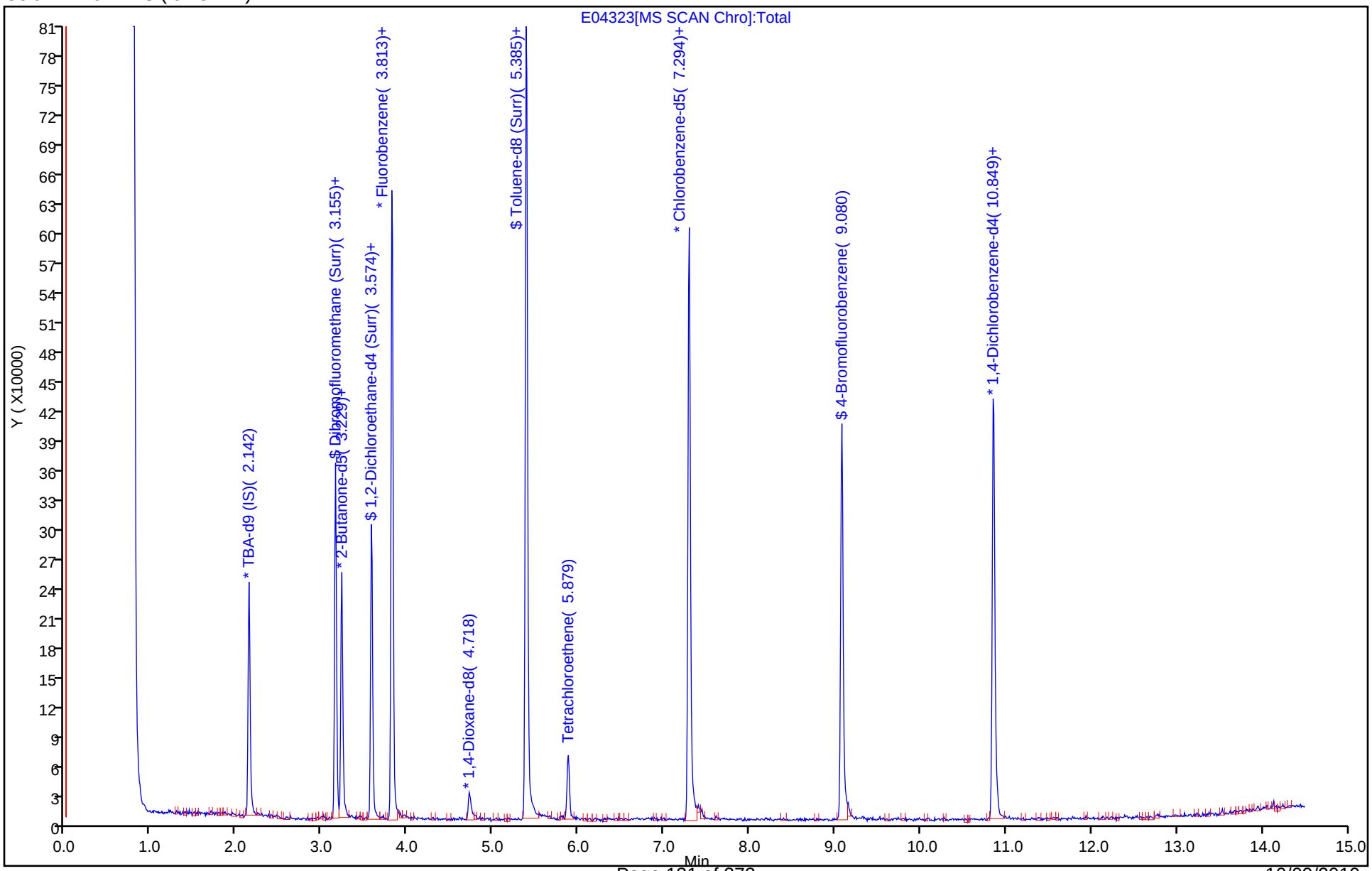

Eurofins TestAmerica, Edison

Data File:	\\chromna\Edison\ChromData\CVOAMS5\20191007-98868.b\E04323.D				
Injection Date:	07-Oct-2019 11:40:30	Instrument ID:	CVOAMS5		
Lims ID:	460-192524-B-9	Lab Sample ID:	460-192524-9		
Client ID:	MW-54				
Operator ID:		ALS Bottle#:	13	Worklist Smp#:	14
Purge Vol:	5.000 mL	Dil. Factor:	1.0000		
Method:	8260W_5	Limit Group:	VOA - 8260C Water and Solid		
Column:	Rtx-VMS (0.18 mm)	Detector	MS SCAN		

52 1,1,1-Trichloroethane, CAS: 71-55-6

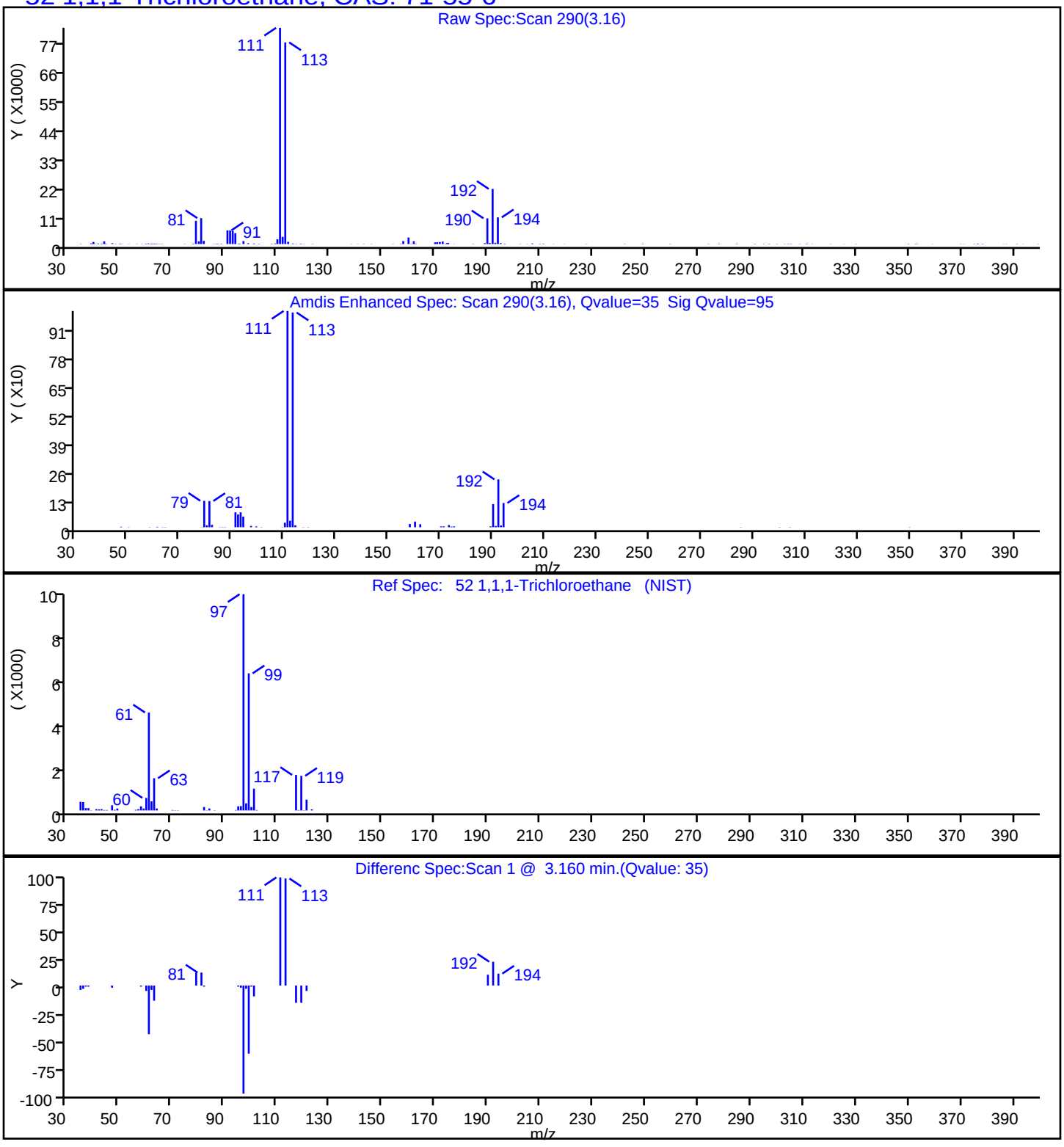

Eurofins TestAmerica, Edison

Data File:	\\chromna\Edison\ChromData\CVOAMS5\20191007-98868.b\E04323.D				
Injection Date:	07-Oct-2019 11:40:30	Instrument ID:	CVOAMS5		
Lims ID:	460-192524-B-9	Lab Sample ID:	460-192524-9		
Client ID:	MW-54				
Operator ID:		ALS Bottle#:	13	Worklist Smp#:	14
Purge Vol:	5.000 mL	Dil. Factor:	1.0000		
Method:	8260W_5	Limit Group:	VOA - 8260C Water and Solid		
Column:	Rtx-VMS (0.18 mm)	Detector	MS SCAN		

86 Tetrachloroethene, CAS: 127-18-4

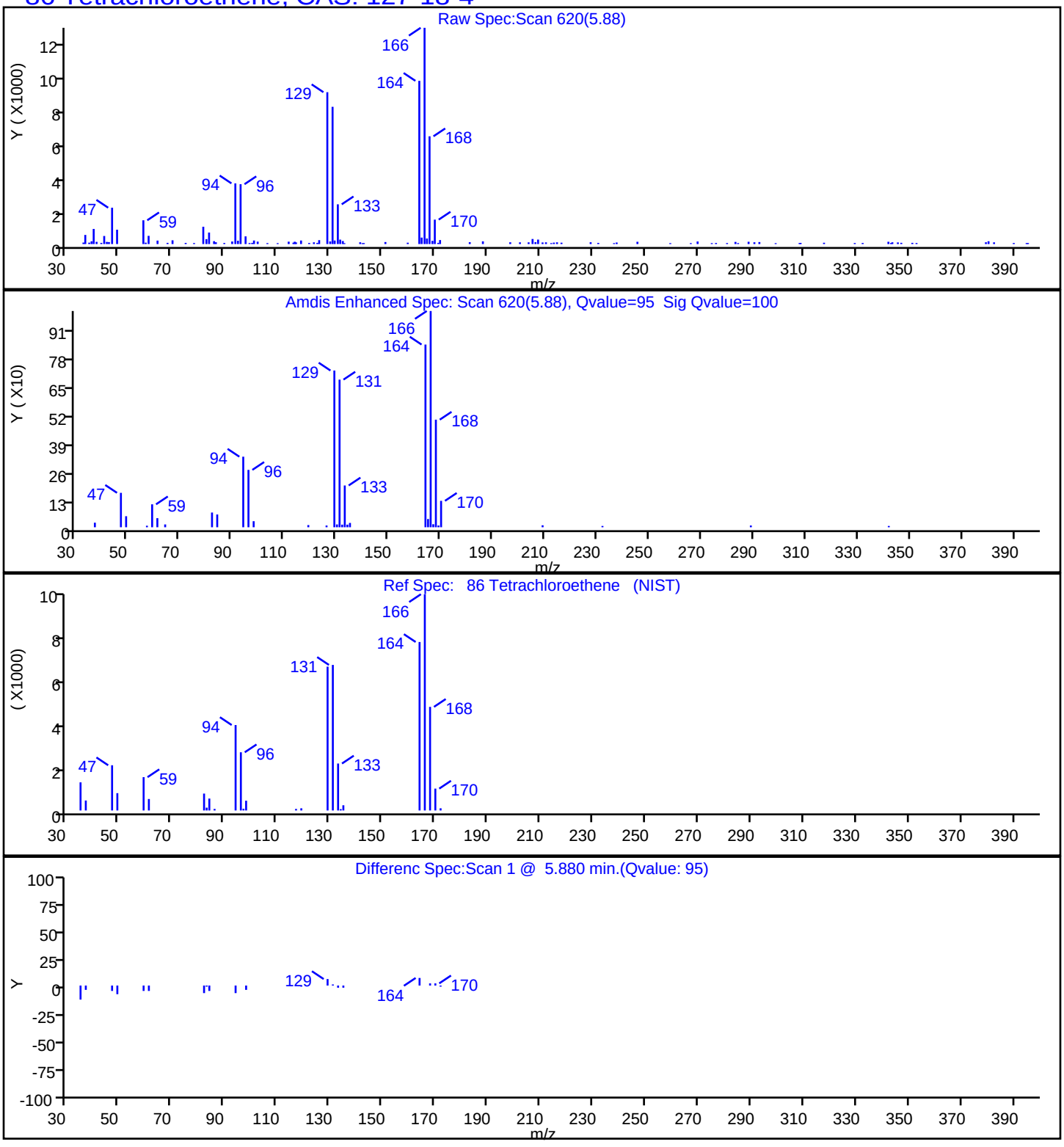

User Disabled Compound Report

Eurofins TestAmerica, Edison

Data File:	\\chromna\Edison\ChromData\CVOAMS5\20191007-98868.b\E04323.D		
Injection Date:	07-Oct-2019 11:40:30	Instrument ID:	CVOAMS5
Lims ID:	460-192524-B-9	Lab Sample ID:	460-192524-9
Client ID:	MW-54		
Operator ID:		ALS Bottle#:	13 Worklist Smp#: 14
Purge Vol:	5.000 mL	Dil. Factor:	1.0000
Method:	8260W_5	Limit Group:	VOA - 8260C Water and Solid
Column:	Rtx-VMS (0.18 mm)	Detector	MS SCAN

10 Chloroethane, CAS: 75-00-3

Processing Results

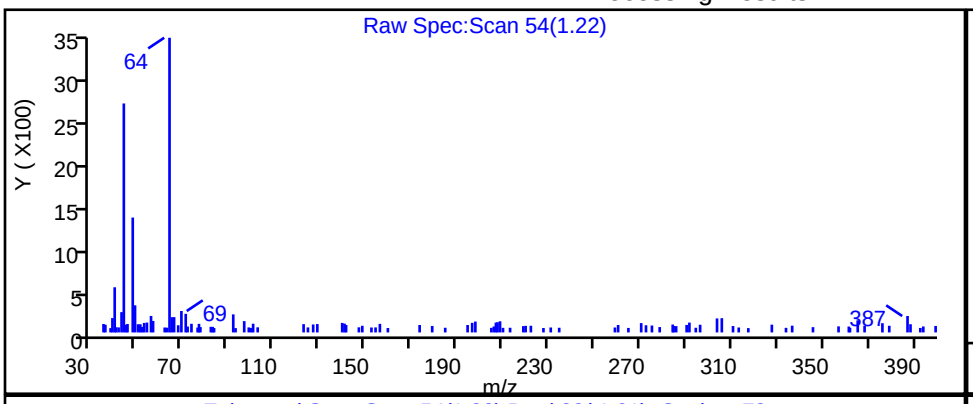

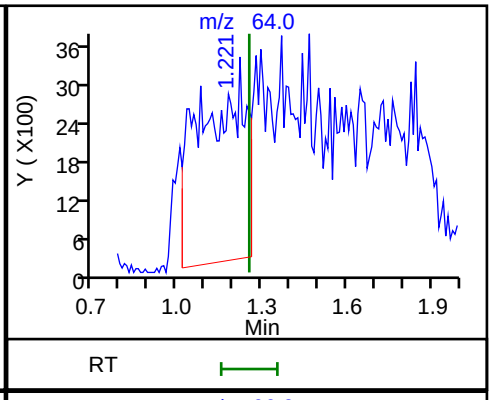

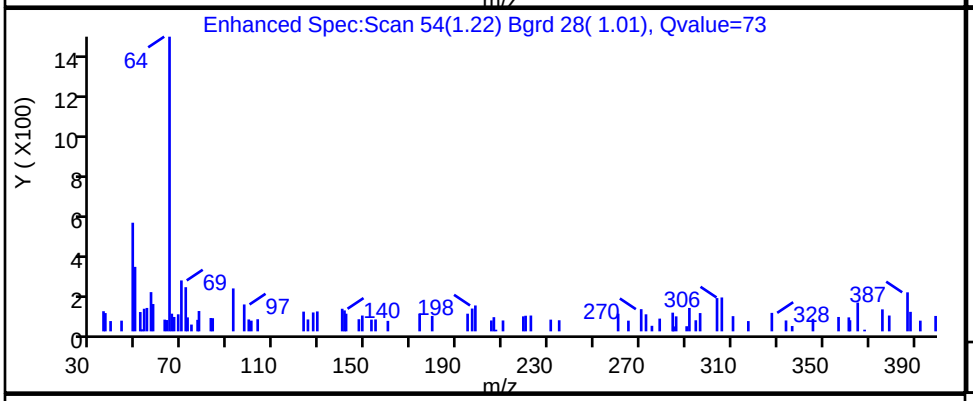

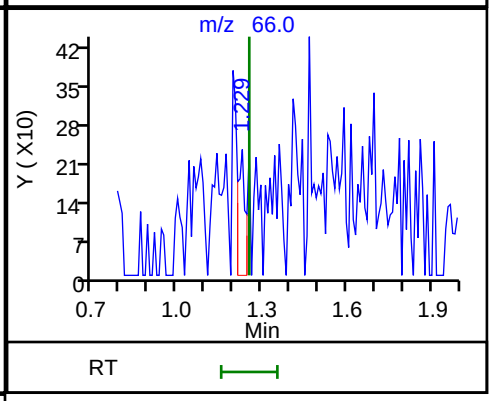

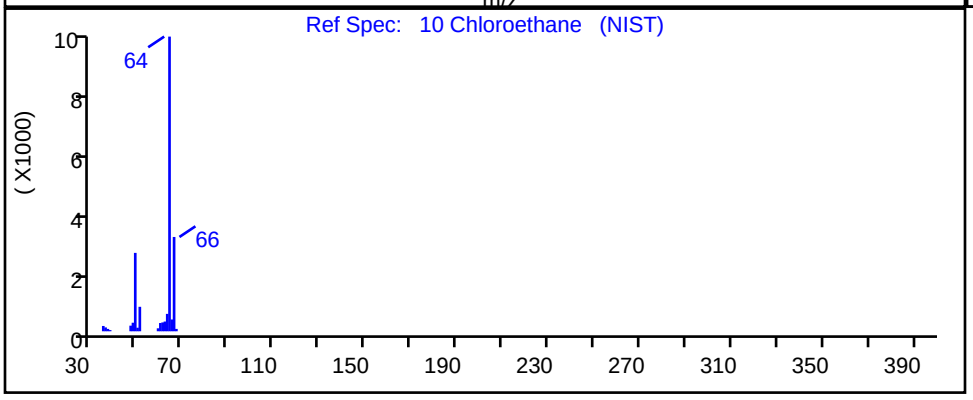

RT	Mass	Response	Amount
1.22	64.00	34356	14.541192
1.23	66.00	400	

Reviewer: baronm, 07-Oct-2019 15:09:01

Audit Action: Marked Compound Undetected Audit Reason: Invalid Compound ID

FORM VI
GC/MS VOA BY INTERNAL STANDARD - INITIAL CALIBRATION DATA
CURVE EVALUATION

Lab Name: Eurofins TestAmerica, Edison Job No.: 460-192524-1 Analy Batch No.: 644050

SDG No.:

Instrument ID: CVOAMS5 GC Column: Rtx-VMS ID: 0.18(mm) Heated Purge: (Y/N) N

Calibration Start Date: 10/03/2019 07:15 Calibration End Date: 10/03/2019 10:02 Calibration ID: 76980

Calibration Files:

LEVEL:	LAB SAMPLE ID:	LAB FILE ID:
Level 1	STD7 460-644050/3	E04160.D
Level 2	STD1 460-644050/4	E04161.D
Level 3	STD5 460-644050/5	E04162.D
Level 4	STD20 460-644050/6	E04163.D
Level 5	STD50 460-644050/7	E04164.D
Level 6	STD200 460-644050/8	E04165.D
Level 7	STD500 460-644050/9	E04166.D

ANALYTE	RRF					CURVE TYPE	COEFFICIENT			#	MIN RRF	%RSD	#	MAX %RSD	R^2 OR COD	#	MIN R^2 OR COD
	LVL 1 LVL 6	LVL 2 LVL 7	LVL 3	LVL 4	LVL 5		B	M1	M2								
Monochloropentafluoroethane	+++++ 0.0274	0.0291 0.0263	0.0127	0.0203	0.0240	QuaF		0.0274	-0.000002						1.0000		0.9900
Chlorotrifluoroethene	+++++ 1.4918	1.7939 1.4043	1.2560	1.2827	1.6580	Ave		1.4811				14.3		20.0			
Dichlorodifluoromethane	+++++ 0.3971	0.2870 0.3982	0.2912	0.3359	0.4142	Ave		0.3539			0.1000	16.1		20.0			
1,1-Difluoroethane	+++++ 0.1647	0.1773 0.1594	0.1457	0.1501	0.1615	Ave		0.1598				7.0		20.0			
Chlorodifluoromethane	+++++ 0.0482	0.0697 0.0480	0.0491	0.0490	0.0473	Lin2	0.0221	0.0472							0.9990		0.9900
Vinyl chloride	+++++ 0.3398	0.2557 0.3511	0.3420	0.3525	0.3670	Ave		0.3347			0.1000	11.9		20.0			
Butadiene	0.3934 0.3102	0.2992 0.3178	0.2592	0.3145	0.3352	Ave		0.3185				12.7		20.0			
Chloromethane	+++++ 0.4667	0.3435 0.4654	0.4371	0.4728	0.4977	Ave		0.4472			0.1000	12.2		20.0			
Bromomethane	+++++ 0.2215	0.2347 0.2351	0.2421	0.2366	0.2320	Ave		0.2337			0.1000	2.9		20.0			
Chloroethane	+++++ 2.1482	2.6814 1.9606	2.1462	2.6576	2.5956	Ave		2.3649			0.1000	13.3		20.0			
Pentane	+++++ 0.3380	0.3570 0.2994	0.3315	0.3511	0.3450	Ave		0.3370				6.1		20.0			
Trichlorofluoromethane	+++++ 0.3640	0.3642 0.4012	0.3655	0.4282	0.3860	Ave		0.3849			0.1000	6.8		20.0			
Dichlorofluoromethane	+++++ 0.4034	0.4125 0.4004	0.3790	0.4713	0.4417	Ave		0.4181				7.9		20.0			
2-Methyl-1,3-butadiene	+++++ 0.4149	0.4713 0.4007	0.3803	0.4191	0.3671	Ave		0.4089				8.9		20.0			

Note: The M1 coefficient is the same as Ave RRF for an Ave curve type.

FORM VI
GC/MS VOA BY INTERNAL STANDARD - INITIAL CALIBRATION DATA
CURVE EVALUATION

Lab Name: Eurofins TestAmerica, Edison Job No.: 460-192524-1 Analy Batch No.: 644050

SDG No.:

Instrument ID: CVOAMS5 GC Column: Rtx-VMS ID: 0.18(mm) Heated Purge: (Y/N) N

Calibration Start Date: 10/03/2019 07:15 Calibration End Date: 10/03/2019 10:02 Calibration ID: 76980

ANALYTE	RRF					CURVE TYPE	COEFFICIENT			#	MIN RRF	%RSD	#	MAX %RSD	R^2 OR COD	#	MIN R^2 OR COD
	LVL 1 LVL 6	LVL 2 LVL 7	LVL 3	LVL 4	LVL 5		B	M1	M2								
Ethyl ether	+++++ 0.2202	0.2304 0.2139	0.2150	0.2508	0.2320	Ave		0.2270				6.1		20.0			
Ethanol	+++++ 0.1338	0.1201 0.1473	0.1159	0.1571	0.1275	Ave		0.1336				11.9		20.0			
1,1-Dichloroethene	+++++ 0.2556	0.2642 0.2614	0.2635	0.2827	0.2590	Ave		0.2644			0.1000	3.6		20.0			
1,2-Dichloro-1,1,2-trifluoroethane	+++++ 0.2963	0.3710 0.2229	0.2989	0.3100	0.2919	Ave		0.2985				15.8		20.0			
Carbon disulfide	+++++ 0.6400	1.0260 +++++	0.8642	0.9407	0.7721	Ave		0.8486			0.1000	17.6		20.0			
1,1,2-Trichloro-1,2,2-trifluoroethane	+++++ 0.2124	0.2141 0.2203	0.2121	0.2349	0.2088	Ave		0.2171			0.1000	4.4		20.0			
1,1,1-Trifluoro-2,2-dichloroethane	+++++ 0.3875	0.4255 0.3652	0.3828	0.4142	0.3880	Ave		0.3939				5.6		20.0			
Iodomethane	+++++ 0.4489	0.3120 0.4303	0.2896	0.4243	0.4200	Ave		0.3875				17.6		20.0			
Cyclopentene	+++++ 0.5986	0.6776 0.5983	0.6046	0.6822	0.6004	Ave		0.6269				6.6		20.0			
Acrolein	+++++ 1.1925	1.4444 1.3199	0.9849	1.2125	1.0162	Ave		1.1951				14.7		20.0			
Allyl chloride	+++++ 0.1700	0.1829 0.1663	0.1672	0.1849	0.1738	Ave		0.1742				4.6		20.0			
Isopropyl alcohol	+++++ 0.6589	0.6884 0.6524	0.7114	0.7178	0.6535	Ave		0.6804				4.4		20.0			
Methylene Chloride	+++++ 0.3138	0.3935 0.3131	0.3194	0.3518	0.3244	Ave		0.3360			0.1000	9.4		20.0			
Acetone	+++++ 0.2407	0.3608 0.2222	0.2849	0.2731	0.2570	Ave		0.2731			0.0500	17.7		20.0			
trans-1,2-Dichloroethene	+++++ 0.2905	0.3422 0.2825	0.2919	0.3201	0.2913	Ave		0.3031			0.1000	7.6		20.0			
Methyl acetate	+++++ 2.1893	3.0724 +++++	2.3812	2.3680	2.1627	Ave		2.4347			0.1000	15.2		20.0			
Hexane	+++++ 1.6542	2.5590 1.7306	1.9175	1.7848	1.5107	Lin2	0.9066	1.6665							0.9960		0.9900
Methyl tert-butyl ether	+++++ 0.7527	0.8491 0.7165	0.7548	0.8608	0.7813	Ave		0.7859			0.1000	7.3		20.0			
2-Methyl-2-propanol	+++++ 1.1273	1.1997 1.1196	1.1104	1.2628	1.1511	Ave		1.1618				5.1		20.0			
Acetonitrile	+++++ 1.3588	1.5295 1.3531	1.2473	1.4921	1.2842	Ave		1.3775				8.1		20.0			

Note: The M1 coefficient is the same as Ave RRF for an Ave curve type.

FORM VI
GC/MS VOA BY INTERNAL STANDARD - INITIAL CALIBRATION DATA
CURVE EVALUATION

Lab Name: Eurofins TestAmerica, Edison Job No.: 460-192524-1 Analy Batch No.: 644050

SDG No.:

Instrument ID: CVOAMS5 GC Column: Rtx-VMS ID: 0.18(mm) Heated Purge: (Y/N) N

Calibration Start Date: 10/03/2019 07:15 Calibration End Date: 10/03/2019 10:02 Calibration ID: 76980

ANALYTE	RRF					CURVE TYPE	COEFFICIENT			#	MIN RRF	%RSD	#	MAX %RSD	R^2 OR COD	#	MIN R^2 OR COD
	LVL 1 LVL 6	LVL 2 LVL 7	LVL 3	LVL 4	LVL 5		B	M1	M2								
Isopropyl ether	+++++ 0.8225	1.0377 0.7692	0.8310	0.9718	0.8587	Ave		0.8818				11.5		20.0			
2-Chloro-1,3-butadiene	+++++ 0.2542	0.3299 0.2515	0.2626	0.2869	0.2504	Ave		0.2726				11.4		20.0			
1,1-Dichloroethane	+++++ 0.4828	0.4734 0.4634	0.4760	0.5541	0.4947	Ave		0.4907			0.2000	6.7		20.0			
Acrylonitrile	0.0752 0.0890	0.0933 0.0873	0.0773	0.0979	0.0916	Ave		0.0874				9.5		20.0			
Tert-butyl ethyl ether	+++++ 0.7931	0.9161 0.7513	0.8694	0.9270	0.8291	Ave		0.8477				8.2		20.0			
Vinyl acetate	+++++ 0.7088	0.7367 0.7170	0.6731	0.7984	0.6369	Ave		0.7118				7.8		20.0			
cis-1,2-Dichloroethene	+++++ 0.3142	0.3457 0.3034	0.3251	0.3500	0.3219	Ave		0.3267			0.1000	5.5		20.0			
2,2-Dichloropropane	+++++ 0.3395	0.4033 0.3352	0.3480	0.3779	0.3487	Ave		0.3588				7.4		20.0			
Cyclohexane	+++++ 0.2470	0.2676 0.2427	0.2332	0.2719	0.2384	Ave		0.2501			0.1000	6.4		20.0			
Chlorobromomethane	+++++ 0.1344	0.2119 0.1557	0.1708	0.1832	0.1673	Ave		0.1706				15.3		20.0			
Chloroform	+++++ 0.4651	0.5474 0.4480	0.4614	0.5175	0.4804	Ave		0.4866			0.2000	7.8		20.0			
Carbon tetrachloride	+++++ 0.3013	0.3533 0.3115	0.2718	0.3286	0.3002	Ave		0.3111			0.1000	8.9		20.0			
Ethyl acetate	+++++ 0.3316	0.3124 0.3272	0.3530	0.3747	0.3434	Ave		0.3404				6.4		20.0			
Methyl acrylate	+++++ 0.2180	0.2281 0.2118	0.2216	0.2396	0.2091	Ave		0.2214				5.1		20.0			
Tetrahydrofuran	+++++ 1.0304	1.2357 1.0047	1.0920	1.1652	1.0599	Ave		1.0980				8.0		20.0			
1,1,1-Trichloroethane	+++++ 0.3727	0.4550 0.3682	0.3668	0.4171	0.3754	Ave		0.3925			0.1000	9.1		20.0			
1,1-Dichloropropene	+++++ 0.3378	0.4522 0.3315	0.3587	0.3779	0.3418	Ave		0.3666				12.3		20.0			
2-Butanone	+++++ 0.3662	0.3967 0.3530	0.3712	0.4040	0.3893	Ave		0.3801			0.0500	5.2		20.0			
2,2,4-Trimethylpentane	+++++ 0.3198	0.3922 0.3297	0.3032	0.3579	0.3287	Ave		0.3386				9.4		20.0			
n-Heptane	+++++ 0.0676	0.1059 0.0714	0.0740	0.0757	0.0681	Lin2	0.0361	0.0694							0.9980		0.9900

Note: The M1 coefficient is the same as Ave RRF for an Ave curve type.

FORM VI
GC/MS VOA BY INTERNAL STANDARD - INITIAL CALIBRATION DATA
CURVE EVALUATION

Lab Name: Eurofins TestAmerica, Edison Job No.: 460-192524-1 Analy Batch No.: 644050

SDG No.:

Instrument ID: CVOAMS5 GC Column: Rtx-VMS ID: 0.18(mm) Heated Purge: (Y/N) N

Calibration Start Date: 10/03/2019 07:15 Calibration End Date: 10/03/2019 10:02 Calibration ID: 76980

ANALYTE	RRF					CURVE TYPE	COEFFICIENT			#	MIN RRF	%RSD	#	MAX %RSD	R^2 OR COD	#	MIN R^2 OR COD
	LVL 1 LVL 6	LVL 2 LVL 7	LVL 3	LVL 4	LVL 5		B	M1	M2								
Benzene	+++++ 1.4607	1.9293 1.2661	1.5505	1.6667	1.5315	Ave		1.5675			0.5000	14.1		20.0			
Propionitrile	+++++ 1.6973	1.8094 1.6517	1.5702	1.8323	1.6325	Ave		1.6989				6.1		20.0			
Methacrylonitrile	+++++ 0.1022	0.1212 0.0949	0.1058	0.1191	0.1063	Ave		0.1083				9.3		20.0			
Tert-amyl methyl ether	+++++ 0.7415	0.8539 0.7081	0.7419	0.8497	0.7607	Ave		0.7760				7.9		20.0			
1,2-Dichloroethane	+++++ 0.3105	0.3863 0.3023	0.3166	0.3368	0.3187	Ave		0.3285			0.1000	9.3		20.0			
Isobutyl alcohol	+++++ 0.4746	0.4418 0.4743	0.3922	0.4859	0.4506	Ave		0.4532				7.5		20.0			
Isopropyl acetate	+++++ 0.4117	0.4337 0.3991	0.3944	0.4746	0.4155	Ave		0.4215				7.0		20.0			
Methylcyclohexane	+++++ 0.1899	0.1776 0.1925	0.1887	0.2171	0.1892	Ave		0.1925			0.1000	6.8		20.0			
Trichloroethene	+++++ 0.2659	0.3215 0.2569	0.2766	0.2864	0.2727	Ave		0.2800			0.2000	8.1		20.0			
n-Butanol	+++++ 0.3195	0.2945 0.3326	0.2327	0.3137	0.2944	Ave		0.2979				11.8		20.0			
Dibromomethane	+++++ 0.1676	0.1392 0.1628	0.1542	0.1759	0.1690	Ave		0.1615				8.1		20.0			
1,2-Dichloropropane	+++++ 0.2840	0.3544 0.2754	0.2678	0.3072	0.2947	Ave		0.2972			0.1000	10.5		20.0			
Ethyl acrylate	+++++ 0.3077	0.3357 0.3003	0.2764	0.3201	0.3070	Ave		0.3079				6.5		20.0			
Bromodichloromethane	+++++ 0.3549	0.3740 0.3486	0.3277	0.3767	0.3686	Ave		0.3584			0.2000	5.2		20.0			
Methyl methacrylate	+++++ 0.0762	0.0812 0.0760	0.0732	0.0822	0.0787	Ave		0.0779				4.4		20.0			
1,4-Dioxane	+++++ 1.2252	1.5364 1.1603	1.2927	1.4383	1.3960	Ave		1.3415				10.5		20.0			
n-Propyl acetate	+++++ 0.3046	0.3214 0.3016	0.2972	0.3415	0.3063	Ave		0.3121				5.3		20.0			
2-Chloroethyl vinyl ether	+++++ 0.1735	0.1829 0.1714	0.1539	0.1866	0.1725	Ave		0.1735				6.6		20.0			
cis-1,3-Dichloropropene	+++++ 0.5903	0.5542 0.5547	0.5619	0.6279	0.5989	Ave		0.5813			0.2000	5.1		20.0			
Toluene	+++++ 1.3886	1.9918 1.2269	1.4710	1.5743	1.4517	Ave		1.5174			0.4000	17.1		20.0			

Note: The M1 coefficient is the same as Ave RRF for an Ave curve type.

FORM VI
GC/MS VOA BY INTERNAL STANDARD - INITIAL CALIBRATION DATA
CURVE EVALUATION

Lab Name: Eurofins TestAmerica, Edison Job No.: 460-192524-1 Analy Batch No.: 644050

SDG No.:

Instrument ID: CVOAMS5 GC Column: Rtx-VMS ID: 0.18(mm) Heated Purge: (Y/N) N

Calibration Start Date: 10/03/2019 07:15 Calibration End Date: 10/03/2019 10:02 Calibration ID: 76980

ANALYTE	RRF					CURVE TYPE	COEFFICIENT			#	MIN RRF	%RSD	#	MAX %RSD	R^2 OR COD	#	MIN R^2 OR COD
	LVL 1 LVL 6	LVL 2 LVL 7	LVL 3	LVL 4	LVL 5		B	M1	M2								
Epichlorohydrin	0.1921 0.2657	0.2382 0.2652	0.2509	0.2878	0.2748	Ave		0.2535				12.4		20.0			
2-Nitropropane	+++++ 2.4009	2.5749 2.4327	2.4345	2.6003	2.3442	Ave		2.4646				4.1		20.0			
Tetrachloroethene	+++++ 0.2865	0.3844 0.2649	0.2646	0.3280	0.2860	Ave		0.3024			0.2000	15.3		20.0			
4-Methyl-2-pentanone	+++++ 2.3725	2.1589 2.2142	2.4346	2.6916	2.5627	Ave		2.4058			0.0500	8.4		20.0			
trans-1,3-Dichloropropene	+++++ 0.5135	0.5264 0.4897	0.4714	0.5394	0.5337	Ave		0.5123			0.1000	5.2		20.0			
1,1,2-Trichloroethane	+++++ 0.2659	0.3201 0.2519	0.2739	0.2933	0.2750	Ave		0.2800			0.1000	8.5		20.0			
Ethyl methacrylate	+++++ 0.4373	0.4262 0.4193	0.4060	0.4808	0.4600	Ave		0.4383				6.3		20.0			
Dibromochloromethane	+++++ 0.3755	0.4384 0.3646	0.3908	0.4016	0.3760	Ave		0.3912			0.1000	6.8		20.0			
1,3-Dichloropropane	+++++ 0.5443	0.6523 0.5111	0.5599	0.6234	0.5683	Ave		0.5765				9.0		20.0			
Ethylene Dibromide	+++++ 0.3283	0.3616 0.3154	0.2965	0.3466	0.3403	Ave		0.3315			0.1000	7.0		20.0			
n-Butyl acetate	+++++ 0.4320	0.3894 0.4221	0.4195	0.4651	0.4287	Ave		0.4261				5.7		20.0			
2-Hexanone	+++++ 1.6106	1.5213 1.6097	1.6195	1.8905	1.7284	Ave		1.6634			0.0500	7.8		20.0			
Chlorobenzene	+++++ 0.8887	1.1517 0.8477	0.8781	0.9569	0.9229	Ave		0.9410			0.5000	11.7		20.0			
Ethylbenzene	+++++ 0.4001	0.4719 0.3839	0.3895	0.4311	0.4090	Ave		0.4143			0.1000	7.9		20.0			
1,1,1,2-Tetrachloroethane	+++++ 0.3399	0.4113 0.3397	0.3350	0.3763	0.3576	Ave		0.3600				8.2		20.0			
m-Xylene & p-Xylene	+++++ 0.4866	0.7293 0.4689	0.4973	0.5237	0.4968	Ave		0.5338			0.1000	18.3		20.0			
o-Xylene	+++++ 0.4915	0.6293 0.4850	0.4627	0.5376	0.5035	Ave		0.5183			0.3000	11.5		20.0			
Bromoform	+++++ 0.5593	0.8224 0.5760	0.6790	0.6365	0.5994	Ave		0.6454			0.1000	15.0		20.0			
Styrene	+++++ 0.8922	0.7730 0.8714	0.7092	0.8923	0.8802	Ave		0.8364			0.3000	9.2		20.0			
n-Butyl acrylate	+++++ 0.2518	0.2299 0.2575	0.1849	0.2503	0.2379	Ave		0.2354				11.3		20.0			

Note: The M1 coefficient is the same as Ave RRF for an Ave curve type.

FORM VI
GC/MS VOA BY INTERNAL STANDARD - INITIAL CALIBRATION DATA
CURVE EVALUATION

Lab Name: Eurofins TestAmerica, Edison Job No.: 460-192524-1 Analy Batch No.: 644050

SDG No.:

Instrument ID: CVOAMS5 GC Column: Rtx-VMS ID: 0.18(mm) Heated Purge: (Y/N) N

Calibration Start Date: 10/03/2019 07:15 Calibration End Date: 10/03/2019 10:02 Calibration ID: 76980

ANALYTE	RRF					CURVE TYPE	COEFFICIENT			#	MIN RRF	%RSD	#	MAX %RSD	R^2 OR COD	#	MIN R^2 OR COD
	LVL 1 LVL 6	LVL 2 LVL 7	LVL 3	LVL 4	LVL 5		B	M1	M2								
Isopropylbenzene	+++++ 0.9143	1.0895 0.9027	0.9239	1.0182	0.9485	Ave		0.9662			0.1000	7.6		20.0			
Amyl acetate (mixed isomers)	+++++ 1.0750	1.6769 1.0771	1.1727	1.3059	1.1348	Lin2	0.5485	1.1237							0.9940		0.9900
Bromobenzene	+++++ 0.8044	0.9922 0.8089	0.9439	0.9860	0.8624	Ave		0.8996				9.5		20.0			
N-Propylbenzene	+++++ 2.1200	2.6449 2.0920	2.4860	2.5386	2.2598	Ave		2.3569				9.8		20.0			
1,1,2,2-Tetrachloroethane	+++++ 0.8065	1.4052 0.8242	1.0816	1.0030	0.8949	Lin2	0.5381	0.8880			0.3000				0.9920		0.9900
2-Chlorotoluene	+++++ 1.7153	2.4401 1.6916	1.9860	2.0961	1.8643	Ave		1.9656				14.2		20.0			
4-Ethyltoluene	+++++ 1.8584	2.7935 1.8394	2.2253	2.2465	1.9304	Ave		2.1489				16.9		20.0			
1,2,3-Trichloropropane	+++++ 0.2429	0.2963 0.2461	0.3200	0.2879	0.2717	Ave		0.2775				10.8		20.0			
1,3,5-Trimethylbenzene	+++++ 1.5913	2.4816 1.5672	1.9367	1.9091	1.7208	Ave		1.8678				18.1		20.0			
trans-1,4-Dichloro-2-butene	+++++ 0.2020	0.2803 0.2115	0.2668	0.2408	0.2124	Ave		0.2356				13.8		20.0			
4-Chlorotoluene	+++++ 1.6846	2.2121 1.6674	1.8544	1.9406	1.7678	Ave		1.8545				11.0		20.0			
tert-Butylbenzene	+++++ 1.2712	1.7477 1.2571	1.5828	1.5656	1.4076	Ave		1.4720				13.2		20.0			
Butyl Methacrylate	+++++ 0.9640	1.2155 0.9728	0.9546	1.0465	0.9547	Ave		1.0180				10.1		20.0			
1,2,4-Trimethylbenzene	+++++ 1.6907	2.6514 1.6748	2.0343	2.0333	1.8147	Ave		1.9832				18.3		20.0			
sec-Butylbenzene	+++++ 1.6838	2.4298 1.6703	1.9959	1.9502	1.8013	Ave		1.9219				14.7		20.0			
1,3-Dichlorobenzene	+++++ 1.1457	1.5257 1.1431	1.2325	1.2566	1.1915	Ave		1.2492			0.6000	11.4		20.0			
4-Isopropyltoluene	+++++ 1.5305	2.4172 1.5231	1.8011	1.8845	1.6732	Ave		1.8049				18.4		20.0			
1,4-Dichlorobenzene	+++++ 1.1841	1.5127 1.1930	1.2600	1.2470	1.2147	Ave		1.2686			0.5000	9.7		20.0			
1,2,3-Trimethylbenzene	+++++ 1.8212	2.7339 1.7833	2.2232	2.2260	1.9299	Ave		2.1196				16.8		20.0			
Indan	+++++ 2.0503	3.2881 1.9710	2.5120	2.5922	2.2163	Lin2	1.1215	2.1996							0.9910		0.9900

Note: The M1 coefficient is the same as Ave RRF for an Ave curve type.

FORM VI
GC/MS VOA BY INTERNAL STANDARD - INITIAL CALIBRATION DATA
CURVE EVALUATION

Lab Name: Eurofins TestAmerica, Edison Job No.: 460-192524-1 Analy Batch No.: 644050

SDG No.:

Instrument ID: CVOAMS5 GC Column: Rtx-VMS ID: 0.18(mm) Heated Purge: (Y/N) N

Calibration Start Date: 10/03/2019 07:15 Calibration End Date: 10/03/2019 10:02 Calibration ID: 76980

ANALYTE	RRF					CURVE TYPE	COEFFICIENT			#	MIN RRF	%RSD	#	MAX %RSD	R^2 OR COD	#	MIN R^2 OR COD
	LVL 1 LVL 6	LVL 2 LVL 7	LVL 3	LVL 4	LVL 5		B	M1	M2								
Benzyl chloride	+++++ 0.3208	0.4510 0.3177	0.4117	0.3471	0.3105	Ave		0.3598				16.2		20.0			
p-Diethylbenzene	+++++ 0.7990	1.3166 0.7930	0.9150	0.9302	0.8185	Lin2	0.4955	0.8233							0.9970		0.9900
n-Butylbenzene	+++++ 0.6676	0.9676 0.6813	0.6840	0.7624	0.6757	Ave		0.7398				15.8		20.0			
1,2-Dichlorobenzene	+++++ 1.2344	1.8980 1.2055	1.3802	1.4580	1.3374	Ave		1.4189			0.4000	17.8		20.0			
1,2,4,5-Tetramethylbenzene	+++++ 1.2869	2.0851 1.2755	1.4203	1.5735	1.3259	Lin2	0.7454	1.3359							0.9940		0.9900
1,2-Dibromo-3-Chloropropane	+++++ 0.2059	0.3814 0.2014	0.2130	0.2445	0.2256	Lin2	0.1672	0.2097			0.0500				0.9900		0.9900
1,3,5-Trichlorobenzene	+++++ 0.6181	0.9309 0.6268	0.6859	0.7205	0.6309	Ave		0.7022				16.9		20.0			
1,2,4-Trichlorobenzene	+++++ 0.5392	0.6510 0.5770	0.4371	0.5164	0.5203	Ave		0.5402			0.2000	13.1		20.0			
Hexachlorobutadiene	+++++ 0.2976	0.5525 0.2945	0.4179	0.3488	0.3210	Lin2	0.2423	0.3205							0.9910		0.9900
Naphthalene	+++++ 1.2467	1.4829 1.3498	0.9037	0.9968	1.0717	Ave		1.1753				18.9		20.0			
1,2,3-Trichlorobenzene	+++++ 0.5218	0.6237 0.5392	0.4920	0.5201	0.5265	Ave		0.5372				8.4		20.0			
Dibromofluoromethane (Surr)	0.3199 0.2982	0.3210 0.2940	0.2985	0.3283	0.3054	Ave		0.3093				4.4		20.0			
1,2-Dichloroethane-d4 (Surr)	0.3043 0.2848	0.3058 0.2927	0.2796	0.3096	0.2855	Ave		0.2946				4.0		20.0			
Toluene-d8 (Surr)	1.4726 1.3698	1.5226 1.3337	1.3756	1.5346	1.3859	Ave		1.4278				5.7		20.0			
Bromofluorobenzene	0.4067 0.4368	0.4084 0.4254	0.3834	0.4468	0.4067	Ave		0.4163				5.2		20.0			

Note: The M1 coefficient is the same as Ave RRF for an Ave curve type.

FORM VI
GC/MS VOA BY INTERNAL STANDARD - INITIAL CALIBRATION DATA
RESPONSE AND CONCENTRATION

Lab Name: Eurofins TestAmerica, Edison Job No.: 460-192524-1 Analy Batch No.: 644050

SDG No.:

Instrument ID: CVOAMS5 GC Column: Rtx-VMS ID: 0.18(mm) Heated Purge: (Y/N) N

Calibration Start Date: 10/03/2019 07:15 Calibration End Date: 10/03/2019 10:02 Calibration ID: 76980

Calibration Files:

LEVEL:	LAB SAMPLE ID:	LAB FILE ID:
Level 1	STD7 460-644050/3	E04160.D
Level 2	STD1 460-644050/4	E04161.D
Level 3	STD5 460-644050/5	E04162.D
Level 4	STD20 460-644050/6	E04163.D
Level 5	STD50 460-644050/7	E04164.D
Level 6	STD200 460-644050/8	E04165.D
Level 7	STD500 460-644050/9	E04166.D

ANALYTE	IS REF	CURVE TYPE	RESPONSE					CONCENTRATION (UG/L)				
			LVL 1 LVL 6	LVL 2 LVL 7	LVL 3	LVL 4	LVL 5	LVL 1 LVL 6	LVL 2 LVL 7	LVL 3	LVL 4	LVL 5
Monochloropentafluoroethane	FB	QuaF	+++++ 56818	275 132991	645	3745	12232	+++++ 200	1.00 500	5.00	20.0	50.0
Chlorotrifluoroethene	BUT	Ave	+++++ 258586	1427 597967	5251	19734	70282	+++++ 200	1.00 500	5.00	20.0	50.0
Dichlorodifluoromethane	FB	Ave	+++++ 824379	2708 2015079	14782	62111	211521	+++++ 200	1.00 500	5.00	20.0	50.0
1,1-Difluoroethane	FB	Ave	+++++ 341803	1673 806710	7395	27754	82475	+++++ 200	1.00 500	5.00	20.0	50.0
Chlorodifluoromethane	FB	Lin2	+++++ 100026	658 242791	2494	9066	24143	+++++ 200	1.00 500	5.00	20.0	50.0
Vinyl chloride	FB	Ave	+++++ 705456	2413 1776405	17357	65176	187408	+++++ 200	1.00 500	5.00	20.0	50.0
Butadiene	FB	Ave	906 643848	2823 1607806	13156	58164	171158	0.250 200	1.00 500	5.00	20.0	50.0
Chloromethane	FB	Ave	+++++ 968768	3241 2354624	22186	87426	254137	+++++ 200	1.00 500	5.00	20.0	50.0
Bromomethane	FB	Ave	+++++ 459853	2215 1189513	12289	43754	118470	+++++ 200	1.00 500	5.00	20.0	50.0
Chloroethane	BUT	Ave	+++++ 372352	2133 834830	8973	40886	110028	+++++ 200	1.00 500	5.00	20.0	50.0
Pentane	BUT	Ave	+++++ 117184	568 254998	2772	10804	29248	+++++ 400	2.00 1000	10.0	40.0	100
Trichlorofluoromethane	FB	Ave	+++++ 755614	3437 2030187	18549	79179	197110	+++++ 200	1.00 500	5.00	20.0	50.0
Dichlorofluoromethane	FB	Ave	+++++ 837367	3893 2026107	19238	87146	225569	+++++ 200	1.00 500	5.00	20.0	50.0
2-Methyl-1,3-butadiene	FB	Ave	+++++ 861308	4447 2027651	19301	77498	187452	+++++ 200	1.00 500	5.00	20.0	50.0
Ethyl ether	FB	Ave	+++++ 457011	2174 1082309	10914	46377	118465	+++++ 200	1.00 500	5.00	20.0	50.0

FORM VI
GC/MS VOA BY INTERNAL STANDARD - INITIAL CALIBRATION DATA
RESPONSE AND CONCENTRATION

Lab Name: Eurofins TestAmerica, Edison Job No.: 460-192524-1 Analy Batch No.: 644050

SDG No.:

Instrument ID: CVOAMS5 GC Column: Rtx-VMS ID: 0.18(mm) Heated Purge: (Y/N) N

Calibration Start Date: 10/03/2019 07:15 Calibration End Date: 10/03/2019 10:02 Calibration ID: 76980

ANALYTE	IS REF	CURVE TYPE	RESPONSE					CONCENTRATION (UG/L)				
			LVL 1 LVL 6	LVL 2 LVL 7	LVL 3	LVL 4	LVL 5	LVL 1 LVL 6	LVL 2 LVL 7	LVL 3	LVL 4	LVL 5
Ethanol	TBAd9	Ave	+++++ 215472	903 599164	4651	22779	52295	+++++ 8000	40.0 20000	200	800	2000
1,1-Dichloroethene	FB	Ave	+++++ 530564	2493 1322783	13372	52272	132256	+++++ 200	1.00 500	5.00	20.0	50.0
1,2-Dichloro-1,1,2-trifluoroethane	FB	Ave	+++++ 615007	3501 1127658	15171	57324	149040	+++++ 200	1.00 500	5.00	20.0	50.0
Carbon disulfide	FB	Ave	+++++ 1328488	9682 +++++	43864	173948	394273	+++++ 200	1.00 +++++	5.00	20.0	50.0
1,1,2-Trichloro-1,2,2-trifluoroethane	FB	Ave	+++++ 440915	2020 1114573	10766	43444	106622	+++++ 200	1.00 500	5.00	20.0	50.0
1,1,1-Trifluoro-2,2-dichloroethane	FB	Ave	+++++ 804372	4015 1848055	19428	76595	198146	+++++ 200	1.00 500	5.00	20.0	50.0
Iodomethane	FB	Ave	+++++ 931834	2944 2177147	14697	78451	214475	+++++ 200	1.00 500	5.00	20.0	50.0
Cyclopentene	FB	Ave	+++++ 1242596	6394 3027131	30687	126144	306612	+++++ 200	1.00 500	5.00	20.0	50.0
Acrolein	TBAd9	Ave	+++++ 47996	1086 107366	3951	8790	20841	+++++ 200	4.00 400	20.0	40.0	100
Allyl chloride	FB	Ave	+++++ 352906	1726 841421	8487	34189	88749	+++++ 200	1.00 500	5.00	20.0	50.0
Isopropyl alcohol	TBAd9	Ave	+++++ 265211	1294 663346	7134	26019	67015	+++++ 2000	10.0 5000	50.0	200	500
Methylene Chloride	FB	Ave	+++++ 651491	3713 1584374	16213	65046	165642	+++++ 200	1.00 500	5.00	20.0	50.0
Acetone	BUT	Ave	+++++ 208650	1435 473051	5955	21011	54470	+++++ 1000	5.00 2500	25.0	100	250
trans-1,2-Dichloroethene	FB	Ave	+++++ 603106	3229 1429347	14817	59190	148780	+++++ 200	1.00 500	5.00	20.0	50.0
Methyl acetate	TBAd9	Ave	+++++ 176225	1155 +++++	4776	17166	44355	+++++ 400	2.00 +++++	10.0	40.0	100
Hexane	TBAd9	Lin2	+++++ 66578	481 175977	1923	6469	15492	+++++ 200	1.00 500	5.00	20.0	50.0
Methyl tert-butyl ether	FB	Ave	+++++ 1562402	8013 3625607	38308	159167	398977	+++++ 200	1.00 500	5.00	20.0	50.0
2-Methyl-2-propanol	TBAd9	Ave	+++++ 453706	2255 1138424	11136	45772	118039	+++++ 2000	10.0 5000	50.0	200	500
Acetonitrile	TBAd9	Ave	+++++ 546881	2875 1375872	12509	54082	131695	+++++ 2000	10.0 5000	50.0	200	500
Isopropyl ether	FB	Ave	+++++ 1707306	9792 3891944	42178	179692	438516	+++++ 200	1.00 500	5.00	20.0	50.0
2-Chloro-1,3-butadiene	FB	Ave	+++++ 527772	3113 1272732	13329	53047	127877	+++++ 200	1.00 500	5.00	20.0	50.0

FORM VI
GC/MS VOA BY INTERNAL STANDARD - INITIAL CALIBRATION DATA
RESPONSE AND CONCENTRATION

Lab Name: Eurofins TestAmerica, Edison Job No.: 460-192524-1 Analy Batch No.: 644050

SDG No.:

Instrument ID: CVOAMS5 GC Column: Rtx-VMS ID: 0.18(mm) Heated Purge: (Y/N) N

Calibration Start Date: 10/03/2019 07:15 Calibration End Date: 10/03/2019 10:02 Calibration ID: 76980

ANALYTE	IS REF	CURVE TYPE	RESPONSE					CONCENTRATION (UG/L)				
			LVL 1 LVL 6	LVL 2 LVL 7	LVL 3	LVL 4	LVL 5	LVL 1 LVL 6	LVL 2 LVL 7	LVL 3	LVL 4	LVL 5
1,1-Dichloroethane	FB	Ave	+++++ 1002113	4467 2344546	24158	102465	252639	+++++ 200	1.00 500	5.00	20.0	50.0
Acrylonitrile	FB	Ave	1385 1847300	8806 4418006	39243	181123	467582	2.00 2000	10.0 5000	50.0	200	500
Tert-butyl ethyl ether	FB	Ave	+++++ 1646304	8645 3801676	44126	171421	423394	+++++ 200	1.00 500	5.00	20.0	50.0
Vinyl acetate	BUT	Ave	+++++ 245728	1172 610652	5628	24567	53998	+++++ 400	2.00 1000	10.0	40.0	100
cis-1,2-Dichloroethene	FB	Ave	+++++ 652196	3262 1535391	16501	64717	164388	+++++ 200	1.00 500	5.00	20.0	50.0
2,2-Dichloropropane	FB	Ave	+++++ 704698	3806 1695930	17663	69872	178044	+++++ 200	1.00 500	5.00	20.0	50.0
Cyclohexane	FB	Ave	+++++ 512803	2525 1227966	11838	50273	121739	+++++ 200	1.00 500	5.00	20.0	50.0
Chlorobromomethane	FB	Ave	+++++ 278946	2000 788004	8667	33877	85426	+++++ 200	1.00 500	5.00	20.0	50.0
Chloroform	FB	Ave	+++++ 965409	5166 2266969	23417	95693	245345	+++++ 200	1.00 500	5.00	20.0	50.0
Carbon tetrachloride	FB	Ave	+++++ 625505	3334 1576007	13793	60764	153306	+++++ 200	1.00 500	5.00	20.0	50.0
Ethyl acetate	BUT	Ave	+++++ 114961	497 278614	2952	11529	29114	+++++ 400	2.00 1000	10.0	40.0	100
Methyl acrylate	FB	Ave	+++++ 452520	2152 1071847	11245	44298	106790	+++++ 200	1.00 500	5.00	20.0	50.0
Tetrahydrofuran	BUT	Ave	+++++ 357219	1966 855661	9131	35853	89856	+++++ 400	2.00 1000	10.0	40.0	100
1,1,1-Trichloroethane	FB	Ave	+++++ 773709	4294 1863150	18616	77123	191727	+++++ 200	1.00 500	5.00	20.0	50.0
1,1-Dichloropropene	FB	Ave	+++++ 701118	4267 1677103	18207	69871	174541	+++++ 200	1.00 500	5.00	20.0	50.0
2-Butanone	BUT	Ave	+++++ 317337	1578 751481	7760	31074	82506	+++++ 1000	5.00 2500	25.0	100	250
2,2,4-Trimethylpentane	FB	Ave	+++++ 663893	3701 1667989	15389	66186	167830	+++++ 200	1.00 500	5.00	20.0	50.0
n-Heptane	FB	Lin2	+++++ 140254	999 361030	3754	14001	34774	+++++ 200	1.00 500	5.00	20.0	50.0
Benzene	CBNZ d5	Ave	+++++ 2286034	12748 5069806	56991	230917	581502	+++++ 200	1.00 500	5.00	20.0	50.0
Propionitrile	TBAd 9	Ave	+++++ 683131	3401 1679490	15747	66413	167413	+++++ 2000	10.0 5000	50.0	200	500
Methacrylonitrile	FB	Ave	+++++ 2121680	11437 4802013	53722	220194	542812	+++++ 2000	10.0 5000	50.0	200	500

FORM VI
GC/MS VOA BY INTERNAL STANDARD - INITIAL CALIBRATION DATA
RESPONSE AND CONCENTRATION

Lab Name: Eurofins TestAmerica, Edison Job No.: 460-192524-1 Analy Batch No.: 644050

SDG No.:

Instrument ID: CVOAMS5 GC Column: Rtx-VMS ID: 0.18(mm) Heated Purge: (Y/N) N

Calibration Start Date: 10/03/2019 07:15 Calibration End Date: 10/03/2019 10:02 Calibration ID: 76980

ANALYTE	IS REF	CURVE TYPE	RESPONSE					CONCENTRATION (UG/L)				
			LVL 1 LVL 6	LVL 2 LVL 7	LVL 3	LVL 4	LVL 5	LVL 1 LVL 6	LVL 2 LVL 7	LVL 3	LVL 4	LVL 5
Tert-amyl methyl ether	FB	Ave	+++++ 1539181	8058 3583025	37656	157129	388456	+++++ 200	1.00 500	5.00	20.0	50.0
1,2-Dichloroethane	FB	Ave	+++++ 644620	3645 1529737	16067	62279	162732	+++++ 200	1.00 500	5.00	20.0	50.0
Isobutyl alcohol	TBAd9	Ave	+++++ 477553	2076 1205667	9834	44031	115528	+++++ 5000	25.0 12500	125	500	1250
Isopropyl acetate	FB	Ave	+++++ 854677	4093 2019133	20019	87760	212163	+++++ 200	1.00 500	5.00	20.0	50.0
Methylcyclohexane	FB	Ave	+++++ 394147	1676 973933	9575	40144	96631	+++++ 200	1.00 500	5.00	20.0	50.0
Trichloroethene	FB	Ave	+++++ 551925	3034 1299654	14037	52957	139246	+++++ 200	1.00 500	5.00	20.0	50.0
n-Butanol	TBAd9	Ave	+++++ 321449	1384 845432	5833	28422	75481	+++++ 5000	25.0 12500	125	500	1250
Dibromomethane	FB	Ave	+++++ 347959	1314 823777	7827	32531	86280	+++++ 200	1.00 500	5.00	20.0	50.0
1,2-Dichloropropane	FB	Ave	+++++ 589609	3344 1393442	13590	56799	150515	+++++ 200	1.00 500	5.00	20.0	50.0
Ethyl acrylate	FB	Ave	+++++ 638646	3168 1519386	14026	59195	156786	+++++ 200	1.00 500	5.00	20.0	50.0
Bromodichloromethane	FB	Ave	+++++ 736678	3529 1763823	16631	69649	188210	+++++ 200	1.00 500	5.00	20.0	50.0
Methyl methacrylate	FB	Ave	+++++ 316411	1532 768601	7429	30390	80394	+++++ 400	2.00 1000	10.0	40.0	100
1,4-Dioxane	DXE	Ave	+++++ 127937	1863 317234	3310	13536	32981	+++++ 4000	50.0 10000	100	400	1000
n-Propyl acetate	FB	Ave	+++++ 632266	3033 1526006	15086	63146	156433	+++++ 200	1.00 500	5.00	20.0	50.0
2-Chloroethyl vinyl ether	FB	Ave	+++++ 361071	1730 869534	7831	34584	88308	+++++ 200	1.00 501	5.01	20.0	50.1
cis-1,3-Dichloropropene	CBNZ d5	Ave	+++++ 923869	3662 2221288	20653	86991	227418	+++++ 200	1.00 500	5.00	20.0	50.0
Toluene	CBNZ d5	Ave	+++++ 2173130	13161 4912846	54070	218117	551224	+++++ 200	1.00 500	5.00	20.0	50.0
Epichlorohydrin	BUT	Ave	747 921188	3790 2258709	20978	88546	232955	5.00 4000	20.0 10000	100	400	1000
2-Nitropropane	TBAd9	Ave	+++++ 193261	968 494738	4883	18850	48079	+++++ 400	2.00 1000	10.0	40.0	100
Tetrachloroethene	CBNZ d5	Ave	+++++ 448436	2540 1060529	9727	45438	108588	+++++ 200	1.00 500	5.00	20.0	50.0
4-Methyl-2-pentanone	BUT	Ave	+++++ 2056179	8587 4714262	50893	207043	543180	+++++ 1000	5.00 2500	25.0	100	250

FORM VI
GC/MS VOA BY INTERNAL STANDARD - INITIAL CALIBRATION DATA
RESPONSE AND CONCENTRATION

Lab Name: Eurofins TestAmerica, Edison Job No.: 460-192524-1 Analy Batch No.: 644050

SDG No.:

Instrument ID: CVOAMS5 GC Column: Rtx-VMS ID: 0.18(mm) Heated Purge: (Y/N) N

Calibration Start Date: 10/03/2019 07:15 Calibration End Date: 10/03/2019 10:02 Calibration ID: 76980

ANALYTE	IS REF	CURVE TYPE	RESPONSE					CONCENTRATION (UG/L)				
			LVL 1 LVL 6	LVL 2 LVL 7	LVL 3	LVL 4	LVL 5	LVL 1 LVL 6	LVL 2 LVL 7	LVL 3	LVL 4	LVL 5
trans-1,3-Dichloropropene	CBNZ d5	Ave	+++++ 803618	3478 1961027	17327	74726	202644	+++++ 200	1.00 500	5.00	20.0	50.0
1,1,2-Trichloroethane	CBNZ d5	Ave	+++++ 416155	2115 1008820	10066	40638	104428	+++++ 200	1.00 500	5.00	20.0	50.0
Ethyl methacrylate	CBNZ d5	Ave	+++++ 684369	2816 1679017	14922	66619	174662	+++++ 200	1.00 500	5.00	20.0	50.0
Dibromochloromethane	CBNZ d5	Ave	+++++ 587593	2897 1459958	14365	55643	142779	+++++ 200	1.00 500	5.00	20.0	50.0
1,3-Dichloropropane	CBNZ d5	Ave	+++++ 851874	4310 2046492	20580	86373	215769	+++++ 200	1.00 500	5.00	20.0	50.0
Ethylene Dibromide	CBNZ d5	Ave	+++++ 513864	2389 1263053	10899	48016	129224	+++++ 200	1.00 500	5.00	20.0	50.0
n-Butyl acetate	CBNZ d5	Ave	+++++ 676121	2573 1690311	15418	64445	162778	+++++ 200	1.00 500	5.00	20.0	50.0
2-Hexanone	BUT	Ave	+++++ 1395905	6051 3427221	33855	145423	366340	+++++ 1000	5.00 2500	25.0	100	250
Chlorobenzene	CBNZ d5	Ave	+++++ 1390841	7610 3394506	32277	132572	350414	+++++ 200	1.00 500	5.00	20.0	50.0
Ethylbenzene	CBNZ d5	Ave	+++++ 626207	3118 1537248	14316	59734	155282	+++++ 200	1.00 500	5.00	20.0	50.0
1,1,1,2-Tetrachloroethane	CBNZ d5	Ave	+++++ 531934	2718 1360112	12314	52133	135764	+++++ 200	1.00 500	5.00	20.0	50.0
m-Xylene & p-Xylene	CBNZ d5	Ave	+++++ 761485	4819 1877543	18278	72553	188646	+++++ 200	1.00 500	5.00	20.0	50.0
o-Xylene	CBNZ d5	Ave	+++++ 769280	4158 1941892	17007	74483	191193	+++++ 200	1.00 500	5.00	20.0	50.0
Bromoform	DCBd 4	Ave	+++++ 417340	1904 1093848	9466	36727	100857	+++++ 200	1.00 500	5.00	20.0	50.0
Styrene	CBNZ d5	Ave	+++++ 1396243	5108 3489308	26066	123622	334214	+++++ 200	1.00 500	5.00	20.0	50.0
n-Butyl acrylate	CBNZ d5	Ave	+++++ 394032	1519 1031050	6798	34682	90346	+++++ 200	1.00 500	5.00	20.0	50.0
Isopropylbenzene	CBNZ d5	Ave	+++++ 1430960	7199 3614610	33959	141062	360140	+++++ 200	1.00 500	5.00	20.0	50.0
Amyl acetate (mixed isomers)	DCBd 4	Lin2	+++++ 802083	3882 2045681	16348	75353	190939	+++++ 200	1.00 500	5.00	20.0	50.0
Bromobenzene	DCBd 4	Ave	+++++ 600191	2297 1536204	13159	56894	145101	+++++ 200	1.00 500	5.00	20.0	50.0
N-Propylbenzene	DCBd 4	Ave	+++++ 1581781	6123 3973023	34657	146488	380222	+++++ 200	1.00 500	5.00	20.0	50.0
1,1,2,2-Tetrachloroethane	DCBd 4	Lin2	+++++ 601770	3253 1565227	15079	57876	150573	+++++ 200	1.00 500	5.00	20.0	50.0

FORM VI
GC/MS VOA BY INTERNAL STANDARD - INITIAL CALIBRATION DATA
RESPONSE AND CONCENTRATION

Lab Name: Eurofins TestAmerica, Edison Job No.: 460-192524-1 Analy Batch No.: 644050

SDG No.:

Instrument ID: CVOAMS5 GC Column: Rtx-VMS ID: 0.18(mm) Heated Purge: (Y/N) N

Calibration Start Date: 10/03/2019 07:15 Calibration End Date: 10/03/2019 10:02 Calibration ID: 76980

ANALYTE	IS REF	CURVE TYPE	RESPONSE					CONCENTRATION (UG/L)				
			LVL 1 LVL 6	LVL 2 LVL 7	LVL 3	LVL 4	LVL 5	LVL 1 LVL 6	LVL 2 LVL 7	LVL 3	LVL 4	LVL 5
2-Chlorotoluene	DCBd 4	Ave	+++++ 1279873	5649 3212721	27687	120951	313668	+++++ 200	1.00 500	5.00	20.0	50.0
4-Ethyltoluene	DCBd 4	Ave	+++++ 1386637	6467 3493300	31023	129632	324802	+++++ 200	1.00 500	5.00	20.0	50.0
1,2,3-Trichloropropane	DCBd 4	Ave	+++++ 181227	686 467419	4461	16615	45708	+++++ 200	1.00 500	5.00	20.0	50.0
1,3,5-Trimethylbenzene	DCBd 4	Ave	+++++ 1187300	5745 2976503	27000	110161	289536	+++++ 200	1.00 500	5.00	20.0	50.0
trans-1,4-Dichloro-2-butene	DCBd 4	Ave	+++++ 150702	649 401603	3720	13896	35734	+++++ 200	1.00 500	5.00	20.0	50.0
4-Chlorotoluene	DCBd 4	Ave	+++++ 1256933	5121 3166798	25852	111979	297441	+++++ 200	1.00 500	5.00	20.0	50.0
tert-Butylbenzene	DCBd 4	Ave	+++++ 948464	4046 2387391	22066	90340	236827	+++++ 200	1.00 500	5.00	20.0	50.0
Butyl Methacrylate	DCBd 4	Ave	+++++ 719264	2814 1847565	13308	60390	160639	+++++ 200	1.00 500	5.00	20.0	50.0
1,2,4-Trimethylbenzene	DCBd 4	Ave	+++++ 1261481	6138 3180745	28360	117328	305334	+++++ 200	1.00 500	5.00	20.0	50.0
sec-Butylbenzene	DCBd 4	Ave	+++++ 1256363	5625 3172130	27825	112537	303068	+++++ 200	1.00 500	5.00	20.0	50.0
1,3-Dichlorobenzene	DCBd 4	Ave	+++++ 854839	3532 2170929	17182	72512	200471	+++++ 200	1.00 500	5.00	20.0	50.0
4-Isopropyltoluene	DCBd 4	Ave	+++++ 1141963	5596 2892701	25109	108746	281515	+++++ 200	1.00 500	5.00	20.0	50.0
1,4-Dichlorobenzene	DCBd 4	Ave	+++++ 883518	3502 2265745	17565	71956	204375	+++++ 200	1.00 500	5.00	20.0	50.0
1,2,3-Trimethylbenzene	DCBd 4	Ave	+++++ 1358868	6329 3386809	30993	128448	324712	+++++ 200	1.00 500	5.00	20.0	50.0
Indan	DCBd 4	Lin2	+++++ 1529834	7612 3743382	35020	149578	372907	+++++ 200	1.00 500	5.00	20.0	50.0
Benzyl chloride	DCBd 4	Ave	+++++ 239379	1044 603289	5739	20031	52238	+++++ 200	1.00 500	5.00	20.0	50.0
p-Diethylbenzene	DCBd 4	Lin2	+++++ 596178	3048 1505978	12756	53675	137717	+++++ 200	1.00 500	5.00	20.0	50.0
n-Butylbenzene	DCBd 4	Ave	+++++ 498138	2240 1293883	9536	43992	113681	+++++ 200	1.00 500	5.00	20.0	50.0
1,2-Dichlorobenzene	DCBd 4	Ave	+++++ 921027	4394 2289558	19241	84131	225021	+++++ 200	1.00 500	5.00	20.0	50.0
1,2,4,5-Tetramethylbenzene	DCBd 4	Lin2	+++++ 960212	4827 2422473	19801	90795	223086	+++++ 200	1.00 500	5.00	20.0	50.0
1,2-Dibromo-3-Chloropropane	DCBd 4	Lin2	+++++ 153665	883 382448	2969	14108	37964	+++++ 200	1.00 500	5.00	20.0	50.0

FORM VI
GC/MS VOA BY INTERNAL STANDARD - INITIAL CALIBRATION DATA
RESPONSE AND CONCENTRATION

Lab Name: Eurofins TestAmerica, Edison Job No.: 460-192524-1 Analy Batch No.: 644050

SDG No.:

Instrument ID: CVOAMS5 GC Column: Rtx-VMS ID: 0.18(mm) Heated Purge: (Y/N) N

Calibration Start Date: 10/03/2019 07:15 Calibration End Date: 10/03/2019 10:02 Calibration ID: 76980

ANALYTE	IS REF	CURVE TYPE	RESPONSE					CONCENTRATION (UG/L)				
			LVL 1 LVL 6	LVL 2 LVL 7	LVL 3	LVL 4	LVL 5	LVL 1 LVL 6	LVL 2 LVL 7	LVL 3	LVL 4	LVL 5
1,3,5-Trichlorobenzene	DCBd 4	Ave	+++++ 461159	2155 1190364	9562	41576	106147	+++++ 200	1.00 500	5.00	20.0	50.0
1,2,4-Trichlorobenzene	DCBd 4	Ave	+++++ 402355	1507 1095771	6093	29797	87546	+++++ 200	1.00 500	5.00	20.0	50.0
Hexachlorobutadiene	DCBd 4	Lin2	+++++ 222015	1279 559401	5826	20130	54008	+++++ 200	1.00 500	5.00	20.0	50.0
Naphthalene	DCBd 4	Ave	+++++ 930195	3433 2563532	12599	57519	180310	+++++ 200	1.00 500	5.00	20.0	50.0
1,2,3-Trichlorobenzene	DCBd 4	Ave	+++++ 389320	1444 1023991	6859	30014	88582	+++++ 200	1.00 500	5.00	20.0	50.0
Dibromofluoromethane (Surr)	FB	Ave	147346 154774	151435 148736	151508	151792	155968	50.0 50.0	50.0 50.0	50.0	50.0	50.0
1,2-Dichloroethane-d4 (Surr)	FB	Ave	140171 147809	144304 148109	141913	143108	145778	50.0 50.0	50.0 50.0	50.0	50.0	50.0
Toluene-d8 (Surr)	CBNZ d5	Ave	489598 535955	503026 534052	505616	531538	526206	50.0 50.0	50.0 50.0	50.0	50.0	50.0
Bromofluorobenzene	CBNZ d5	Ave	135223 170891	134922 170331	140939	154763	154431	50.0 50.0	50.0 50.0	50.0	50.0	50.0

Curve Type Legend:

Ave = Average ISTD
Lin2 = Linear 1/conc^2 ISTD
QuaF = Quadratic ISTD forced zero

Eurofins TestAmerica, Edison
Target Compound Quantitation Report

Data File: \\chromna\Edison\ChromData\CVOAMS5\20191003-98633.b\E04160.D
Lims ID: STD7
Client ID:
Sample Type: IC Calib Level: 7
Inject. Date: 03-Oct-2019 07:15:30 ALS Bottle#: 2 Worklist Smp#: 3
Purge Vol: 5.000 mL Dil. Factor: 1.0000
Sample Info: STD7
Misc. Info.: 460-0098633-003
Operator ID: Instrument ID: CVOAMS5
Sublist: chrom-8260W_5*sub65

Method: \\chromna\Edison\ChromData\CVOAMS5\20191003-98633.b\8260W_5.m
Limit Group: VOA - 8260C Water and Solid
Last Update: 03-Oct-2019 11:52:07 Calib Date: 03-Oct-2019 10:02:30
Integrator: RTE ID Type: Deconvolution ID
Quant Method: Internal Standard Quant By: Initial Calibration
Last ICal File: \\chromna\Edison\ChromData\CVOAMS5\20191003-98633.b\E04166.D

Column 1 : Rtx-VMS (0.18 mm) Det: MS SCAN
Process Host: CTX0311

First Level Reviewer: tupayachia Date: 03-Oct-2019 09:54:45

Compound	Sig	RT (min.)	Exp RT (min.)	Dlt RT (min.)	Q	Response	Cal Amt ug/l	OnCol Amt ug/l	Flags
8 Butadiene	54	1.023	1.023	0.000	73	906	0.2500	0.3088	
* 33 TBA-d9 (IS)	65	2.142	2.143	-0.001	99	192854	1000.0	1000.0	
39 Acrylonitrile	53	2.488	2.480	0.008	86	1385	2.00	1.72	
$ 51 Dibromofluoromethane (Surr	113	3.155	3.155	0.000	98	147346	50.0	51.7	
* 53 2-Butanone-d5	46	3.229	3.229	0.000	100	194400	250.0	250.0	
$ 61 1,2-Dichloroethane-d4 (Sur	65	3.574	3.575	-0.001	94	140171	50.0	51.6	
* 66 Fluorobenzene	96	3.813	3.813	0.000	99	460652	50.0	50.0	
* 76 1,4-Dioxane-d8	96	4.718	4.719	-0.001	96	23681	1000.0	1000.0	
$ 82 Toluene-d8 (Surr)	98	5.393	5.385	0.008	99	489598	50.0	51.6	
84 Epichlorohydrin	57	5.492	5.484	0.008	7	747	5.00	3.79	a
* 96 Chlorobenzene-d5	117	7.294	7.294	0.000	83	332469	50.0	50.0	
$ 107 4-Bromofluorobenzene	174	9.080	9.080	0.000	0	135223	50.0	48.8	
* 123 1,4-Dichlorobenzene-d4	152	10.858	10.850	0.008	92	110307	50.0	50.0	

QC Flag Legend

Review Flags
a - User Assigned ID

Reagents:

8260SURR250_00201	Amount Added:	1.00	Units: uL	
GASES Li_00335	Amount Added:	2.50	Units: uL	
ACRY/EPIH MIX_00065	Amount Added:	20.00	Units: uL	
ACROLEIN W_00095	Amount Added:	0.00	Units: uL	
14DIOXINTER_00105	Amount Added:	0.00	Units: uL	
524freon_00011	Amount Added:	0.00	Units: uL	
8260MIX1COMB_00105	Amount Added:	0.00	Units: uL	
8FreonHi_00009	Amount Added:	0.00	Units: uL	
Ethanol mix_00032	Amount Added:	0.00	Units: uL	
8260ISNEW_00135	Amount Added:	1.00	Units: uL	Run Reagent

Report Date: 03-Oct-2019 11:52:13 Chrom Revision: 2.3 17-Sep-2019 16:19:08

Eurofins TestAmerica, Edison

Data File: \\chromna\Edison\ChromData\CVOAMS5\20191003-98633.b\E04160.D

Injection Date:	03-Oct-2019 07:15:30	Instrument ID:	CVOAMS5	Operator ID:	
Lims ID:	STD7			Worklist Smp#:	3
Client ID:					
Purge Vol:	5.000 mL	Dil. Factor:	1.0000	ALS Bottle#:	2
Method:	8260W_5	Limit Group:	VOA - 8260C Water and Solid		

Column: Rtx-VMS (0.18 mm)

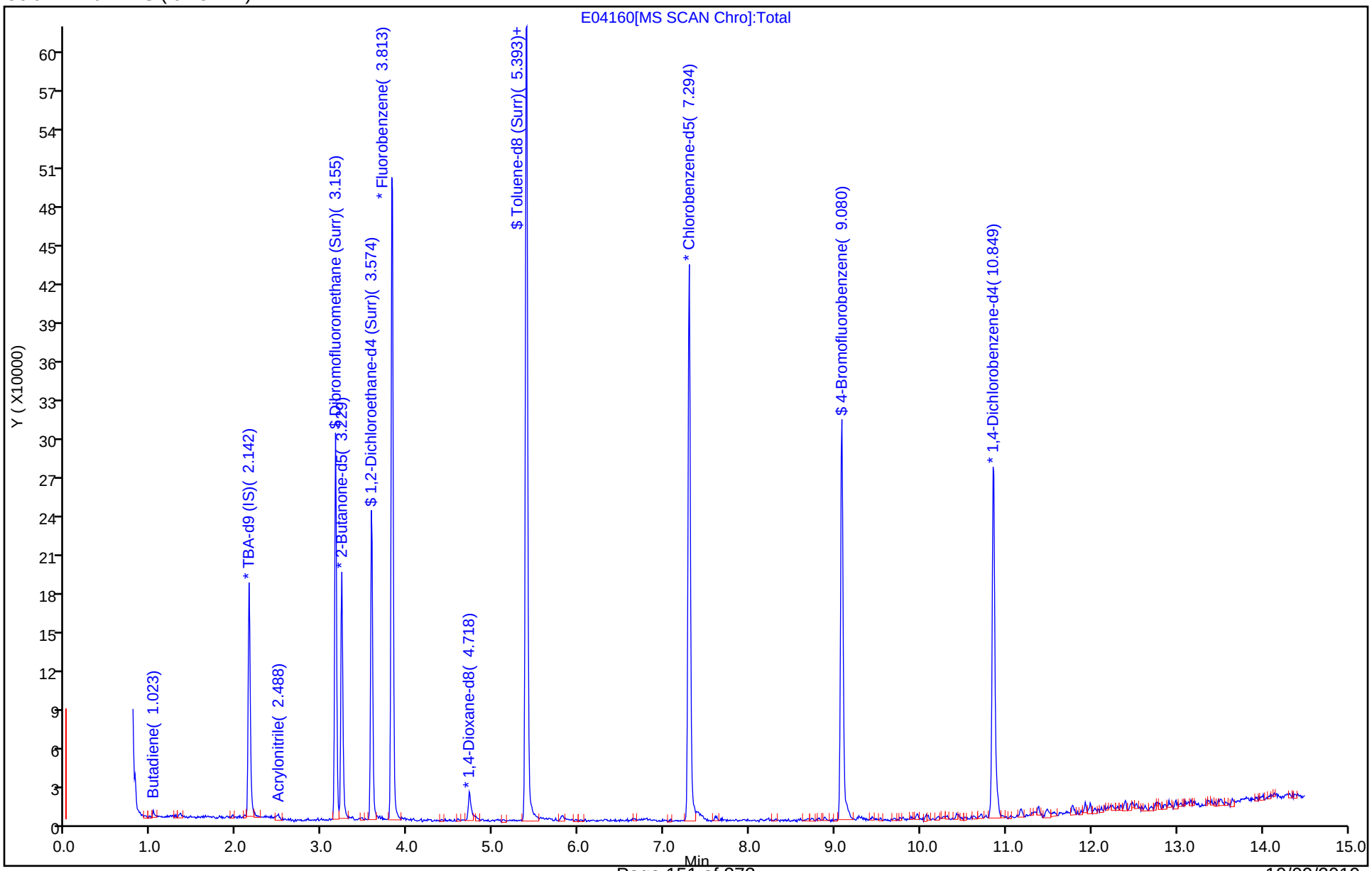

Manual Integration/User Assign Peak Report

Eurofins TestAmerica, Edison

Data File: \\chromna\Edison\ChromData\CVOAMS5\20191003-98633.b\E04160.D
Injection Date: 03-Oct-2019 07:15:30 Instrument ID: CVOAMS5
Lims ID: STD7
Client ID:
Operator ID: ALS Bottle#: 2 Worklist Smp#: 3
Purge Vol: 5.000 mL Dil. Factor: 1.0000
Method: 8260W_5 Limit Group: VOA - 8260C Water and Solid
Column: Rtx-VMS (0.18 mm) Detector MS SCAN

84 Epichlorohydrin, CAS: 106-89-8

Signal: 1

Processing Integration Results

RT: 5.39
Area: 259
Amount: 1.244037
Amount Units: ug/l

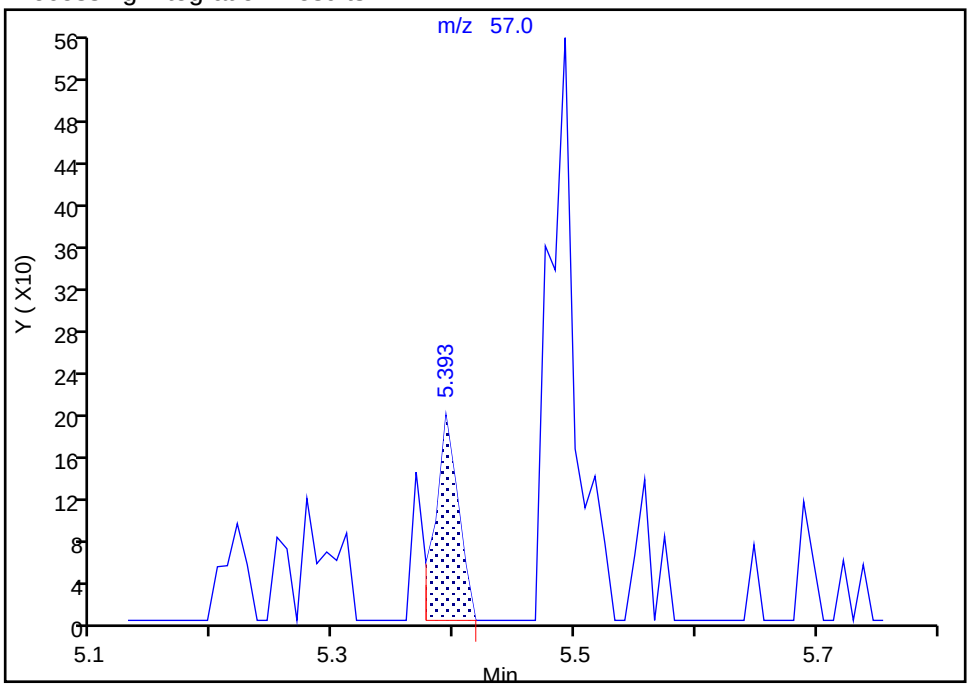

Manual Integration Results

RT: 5.49
Area: 747
Amount: 3.789057
Amount Units: ug/l

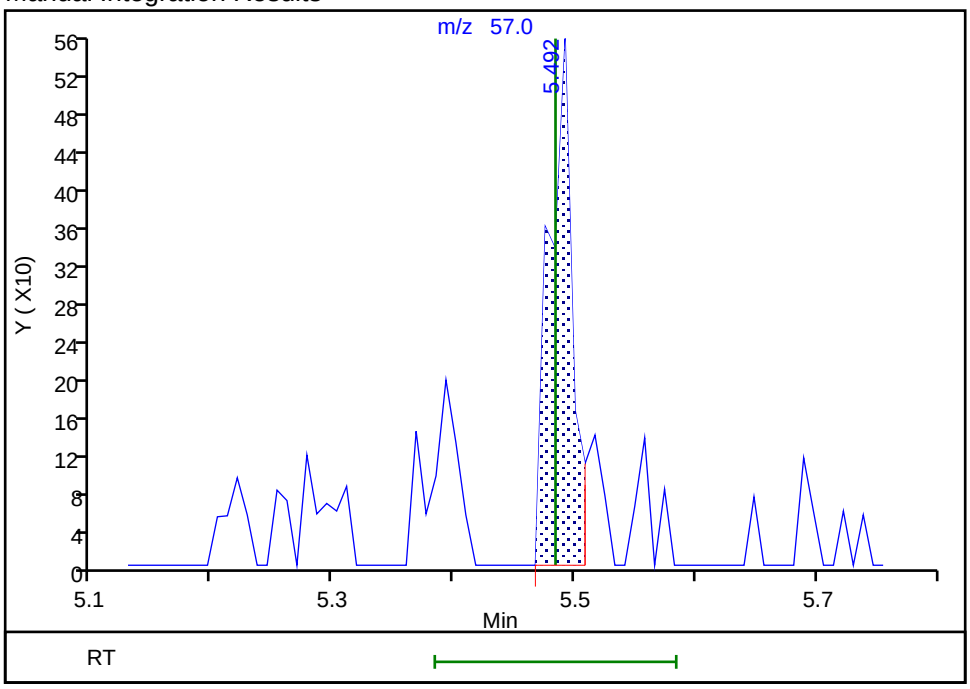

Reviewer: delpolitov, 03-Oct-2019 10:51:45
Audit Action: Assigned Compound ID Audit Reason: Peak assignment corrected

User Disabled Compound Report

Eurofins TestAmerica, Edison

Data File:	\\chromna\Edison\ChromData\CVOAMS5\20191003-98633.b\E04160.D		
Injection Date:	03-Oct-2019 07:15:30	Instrument ID:	CVOAMS5
Lims ID:	STD7		
Client ID:			
Operator ID:		ALS Bottle#:	2 Worklist Smp#: 3
Purge Vol:	5.000 mL	Dil. Factor:	1.0000
Method:	8260W_5	Limit Group:	VOA - 8260C Water and Solid
Column:	Rtx-VMS (0.18 mm)	Detector	MS SCAN

99 1,1,1,2-Tetrachloroethane, CAS: 630-20-6

Processing Results

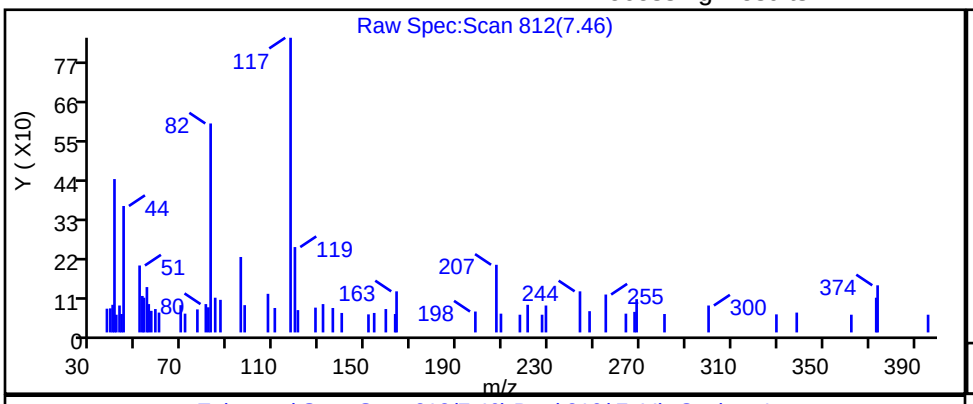

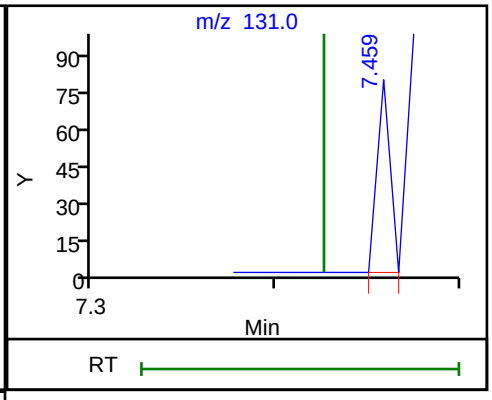

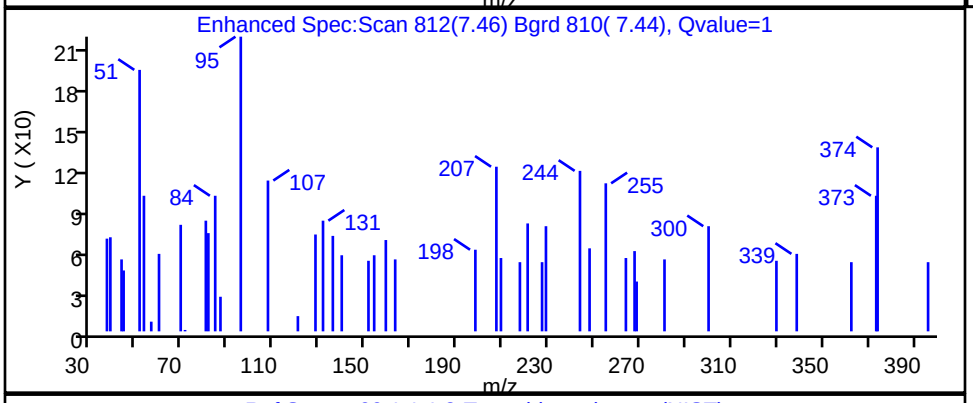

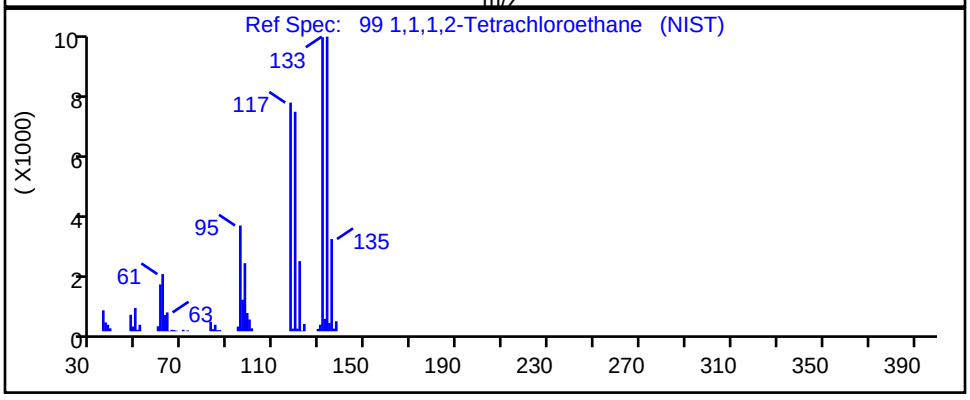

RT	Mass	Response	Amount
7.46	131.00	40	0.016712

Reviewer: delpolitov, 03-Oct-2019 10:52:00

Audit Action: Marked Compound Undetected Audit Reason: Invalid Compound ID

User Disabled Compound Report

Eurofins TestAmerica, Edison

Data File:	\\chromna\Edison\ChromData\CVOAMS5\20191003-98633.b\E04160.D		
Injection Date:	03-Oct-2019 07:15:30	Instrument ID:	CVOAMS5
Lims ID:	STD7		
Client ID:			
Operator ID:		ALS Bottle#:	2 Worklist Smp#: 3
Purge Vol:	5.000 mL	Dil. Factor:	1.0000
Method:	8260W_5	Limit Group:	VOA - 8260C Water and Solid
Column:	Rtx-VMS (0.18 mm)	Detector	MS SCAN

21 1,1,1-Trifluoro-2,2-dichloroethane, CAS: 306-83-2

Processing Results

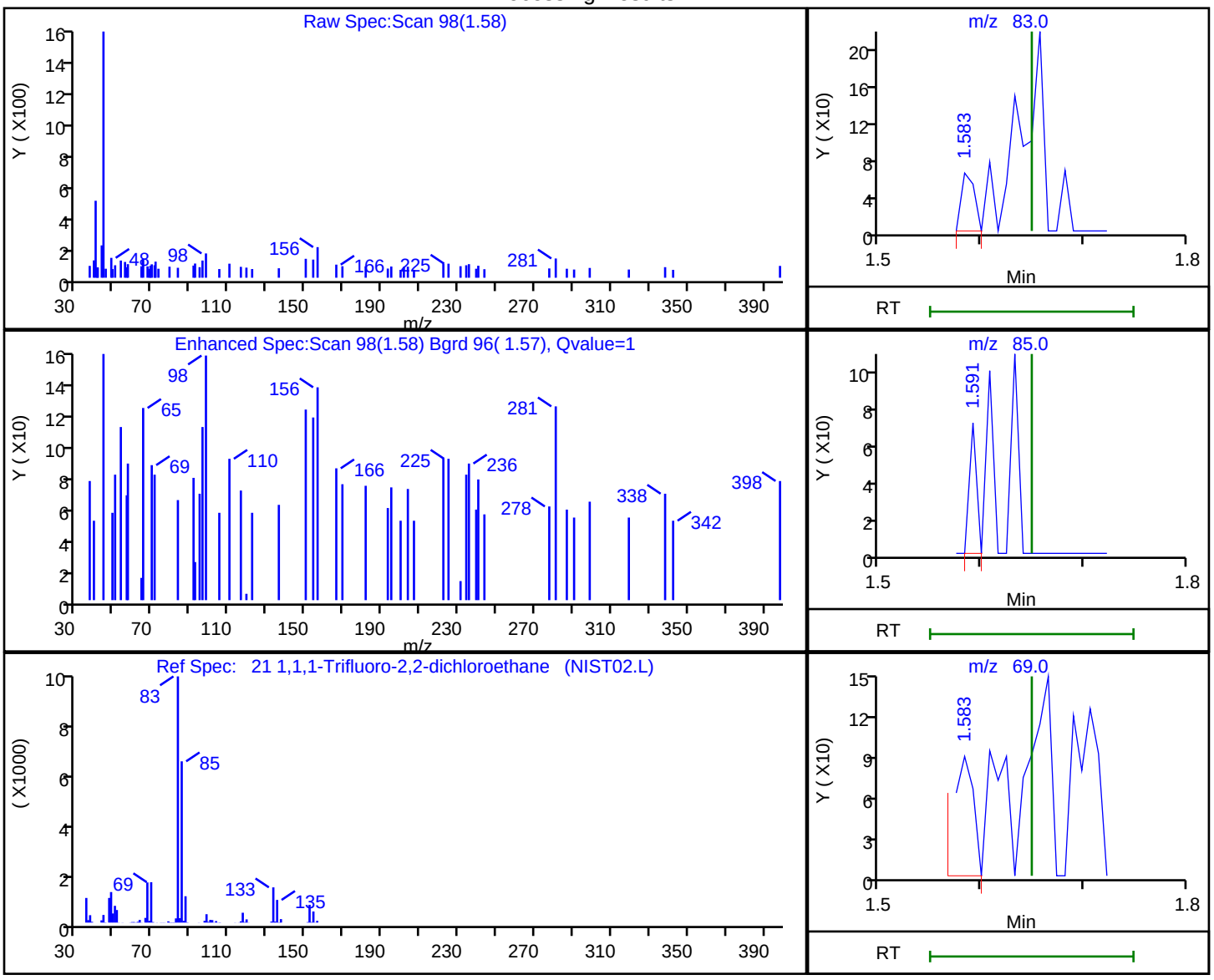

RT	Mass	Response	Amount
1.58	83.00	56	0.015432
1.59	85.00	35	
1.58	69.00	102	
1.59	67.00	98	

Reviewer: delpolitov, 03-Oct-2019 10:50:56

Audit Action: Marked Compound Undetected Audit Reason: Invalid Compound ID

User Disabled Compound Report

Eurofins TestAmerica, Edison

Data File: \\chromna\Edison\ChromData\CVOAMS5\20191003-98633.b\E04160.D
Injection Date: 03-Oct-2019 07:15:30 Instrument ID: CVOAMS5
Lims ID: STD7
Client ID:
Operator ID: ALS Bottle#: 2 Worklist Smp#: 3
Purge Vol: 5.000 mL Dil. Factor: 1.0000
Method: 8260W_5 Limit Group: VOA - 8260C Water and Solid
Column: Rtx-VMS (0.18 mm) Detector MS SCAN

110 1,1,2,2-Tetrachloroethane, CAS: 79-34-5

Processing Results

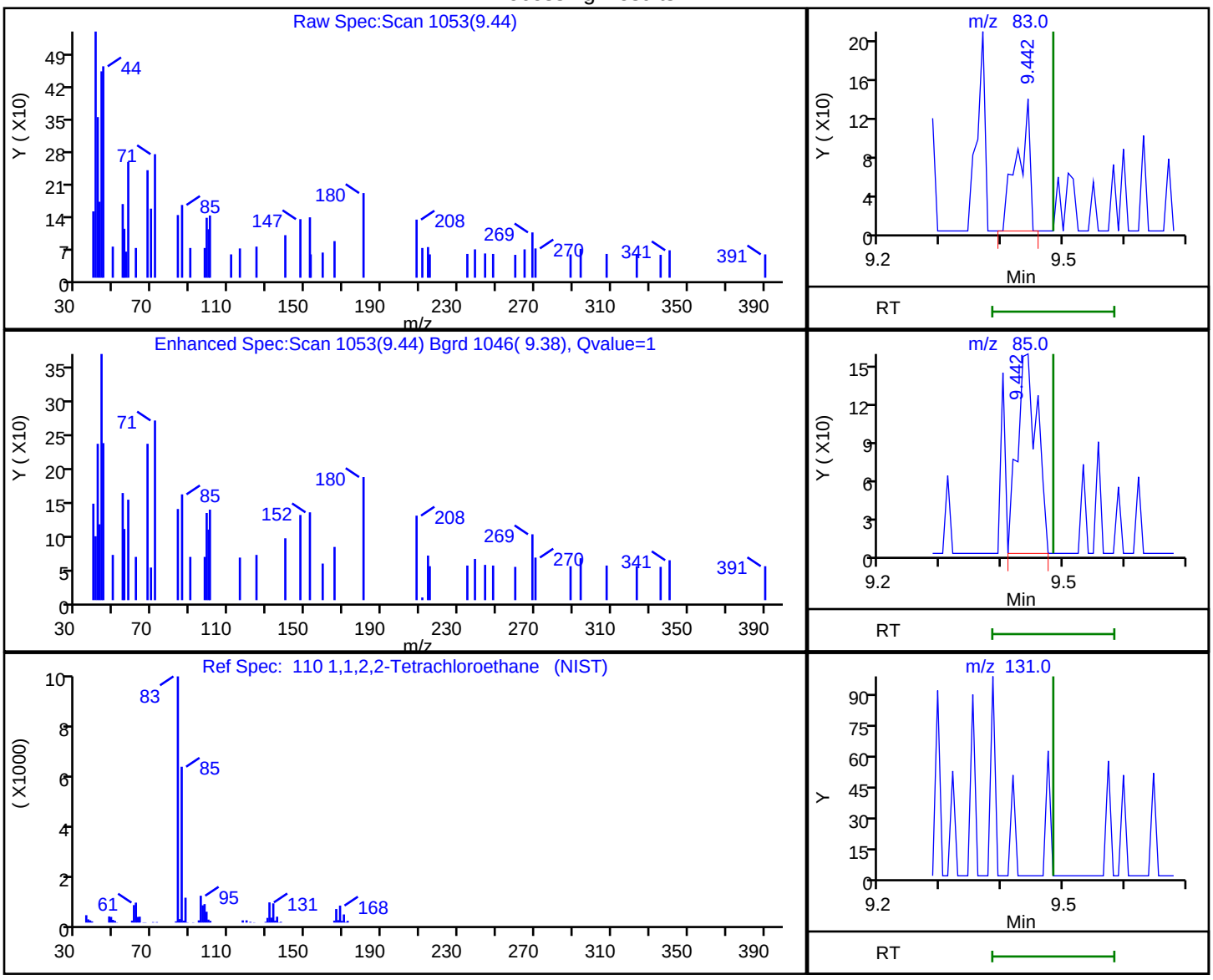

RT	Mass	Response	Amount
9.44	83.00	196	0.109238
9.44	85.00	360	
9.48	131.00	0	

Reviewer: delpolitov, 03-Oct-2019 10:52:09
Audit Action: Marked Compound Undetected Audit Reason: Invalid Compound ID

User Disabled Compound Report

Eurofins TestAmerica, Edison

Data File: \\chromna\Edison\ChromData\CVOAMS5\20191003-98633.b\E04160.D
Injection Date: 03-Oct-2019 07:15:30 Instrument ID: CVOAMS5
Lims ID: STD7
Client ID:
Operator ID: ALS Bottle#: 2 Worklist Smp#: 3
Purge Vol: 5.000 mL Dil. Factor: 1.0000
Method: 8260W_5 Limit Group: VOA - 8260C Water and Solid
Column: Rtx-VMS (0.18 mm) Detector MS SCAN

38 1,1-Dichloroethane, CAS: 75-34-3

Processing Results

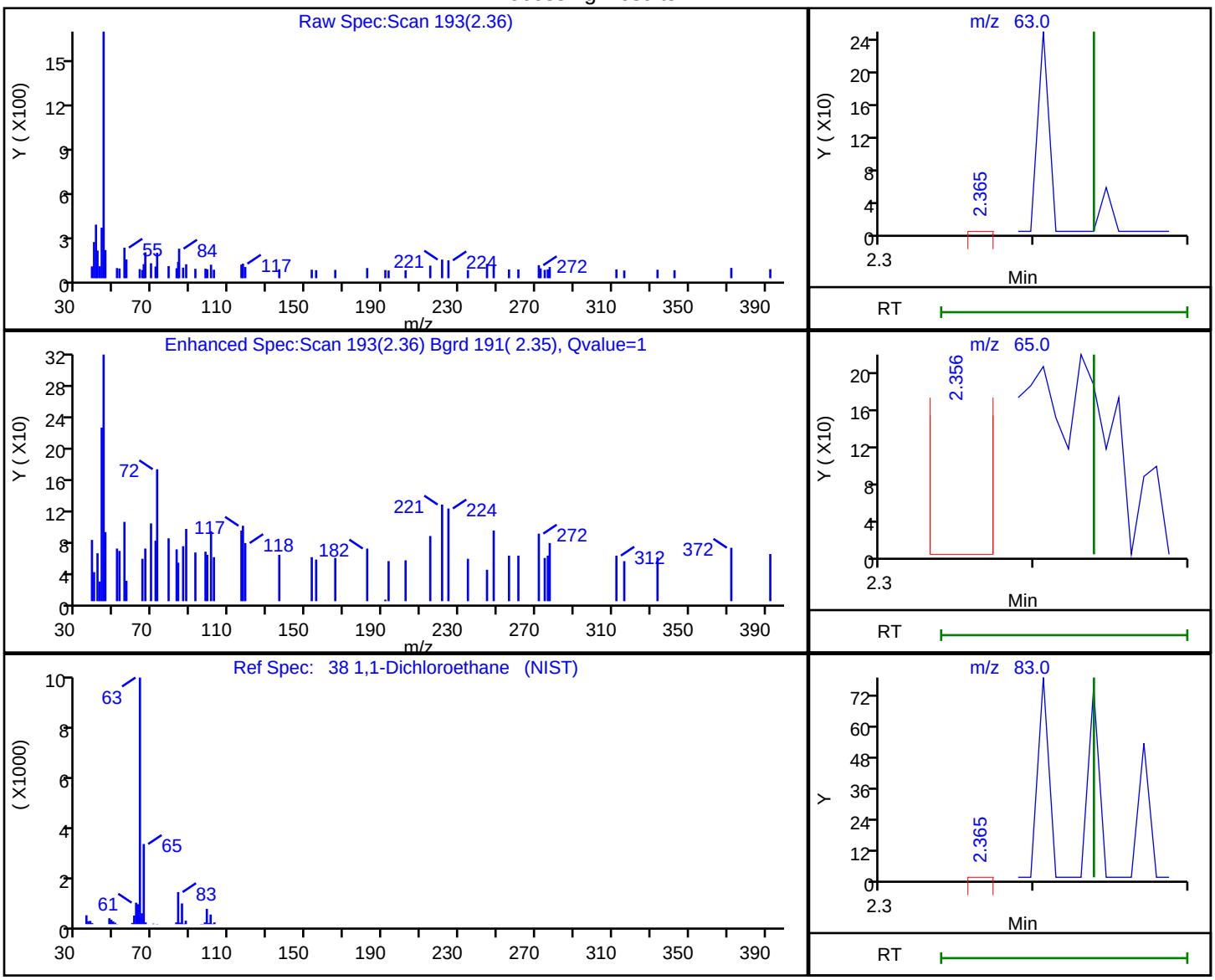

RT	Mass	Response	Amount
2.36	63.00	30	0.006636
2.36	65.00	476	
2.36	83.00	150	

Reviewer: delpolitov, 03-Oct-2019 10:51:09
Audit Action: Marked Compound Undetected Audit Reason: Invalid Compound ID

User Disabled Compound Report

Eurofins TestAmerica, Edison

Data File: \\chromna\Edison\ChromData\CVOAMS5\20191003-98633.b\E04160.D
Injection Date: 03-Oct-2019 07:15:30 Instrument ID: CVOAMS5
Lims ID: STD7
Client ID:
Operator ID: ALS Bottle#: 2 Worklist Smp#: 3
Purge Vol: 5.000 mL Dil. Factor: 1.0000
Method: 8260W_5 Limit Group: VOA - 8260C Water and Solid
Column: Rtx-VMS (0.18 mm) Detector MS SCAN

54 1,1-Dichloropropene, CAS: 563-58-6

Processing Results

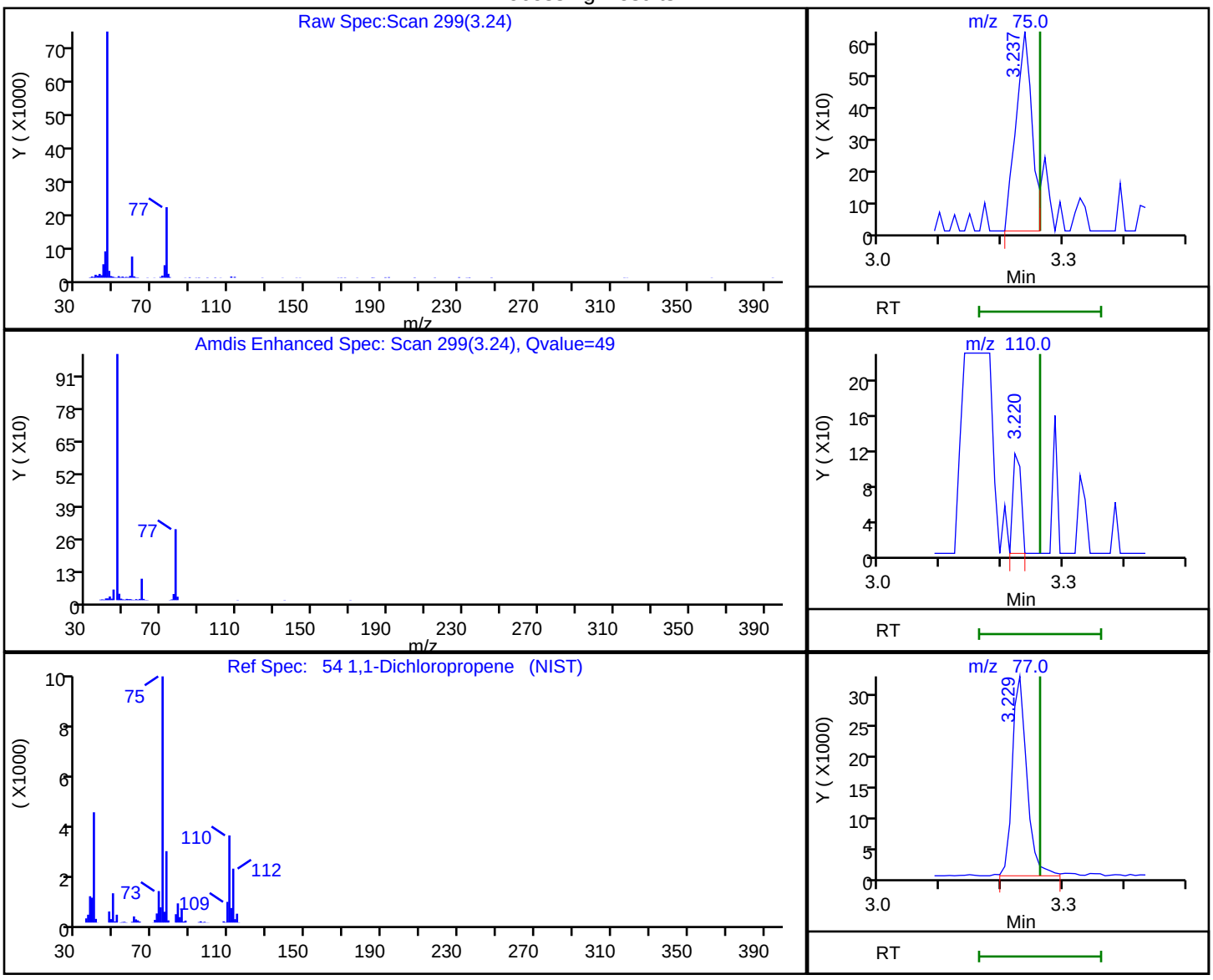

RT	Mass	Response	Amount
3.24	75.00	1180	0.349345
3.22	110.00	106	
3.23	77.00	54386	

Reviewer: delpolitov, 03-Oct-2019 10:51:37
Audit Action: Marked Compound Undetected Audit Reason: Invalid Compound ID

User Disabled Compound Report

Eurofins TestAmerica, Edison

Data File:	\\chromna\Edison\ChromData\CVOAMS5\20191003-98633.b\E04160.D		
Injection Date:	03-Oct-2019 07:15:30	Instrument ID:	CVOAMS5
Lims ID:	STD7		
Client ID:			
Operator ID:		ALS Bottle#:	2 Worklist Smp#: 3
Purge Vol:	5.000 mL	Dil. Factor:	1.0000
Method:	8260W_5	Limit Group:	VOA - 8260C Water and Solid
Column:	Rtx-VMS (0.18 mm)	Detector	MS SCAN

4 1,1-Difluoroethane, CAS: 75-37-6

Processing Results

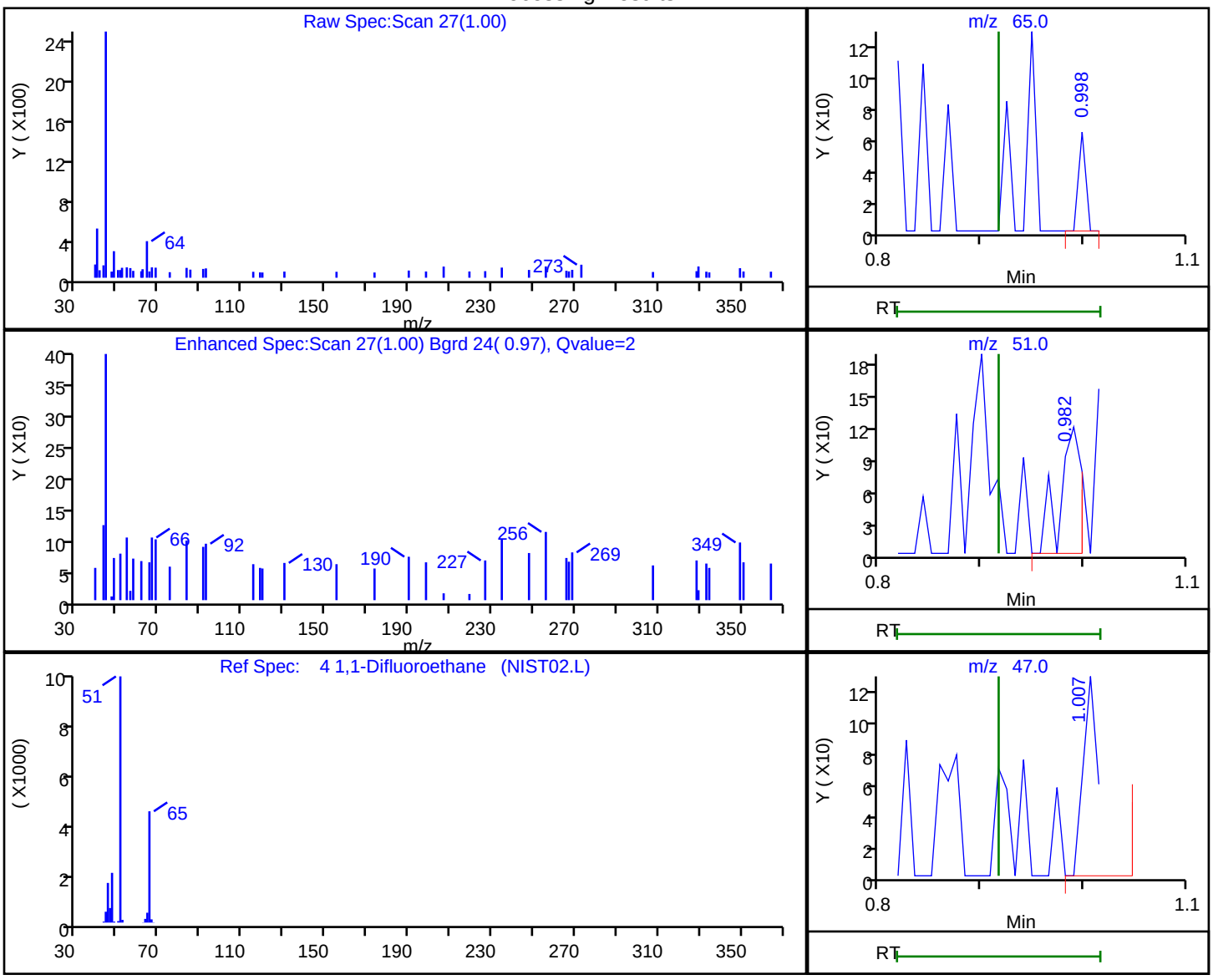

RT	Mass	Response	Amount
1.00	65.00	30	-0.097830
0.98	51.00	174	
1.01	47.00	162	

Reviewer: delpolitov, 03-Oct-2019 10:50:24

Audit Action: Marked Compound Undetected Audit Reason: Invalid Compound ID

User Disabled Compound Report

Eurofins TestAmerica, Edison

Data File: \\chromna\Edison\ChromData\CVOAMS5\20191003-98633.b\E04160.D
Injection Date: 03-Oct-2019 07:15:30 Instrument ID: CVOAMS5
Lims ID: STD7
Client ID:
Operator ID: ALS Bottle#: 2 Worklist Smp#: 3
Purge Vol: 5.000 mL Dil. Factor: 1.0000
Method: 8260W_5 Limit Group: VOA - 8260C Water and Solid
Column: Rtx-VMS (0.18 mm) Detector MS SCAN

137 1,2,3-Trichlorobenzene, CAS: 87-61-6

Processing Results

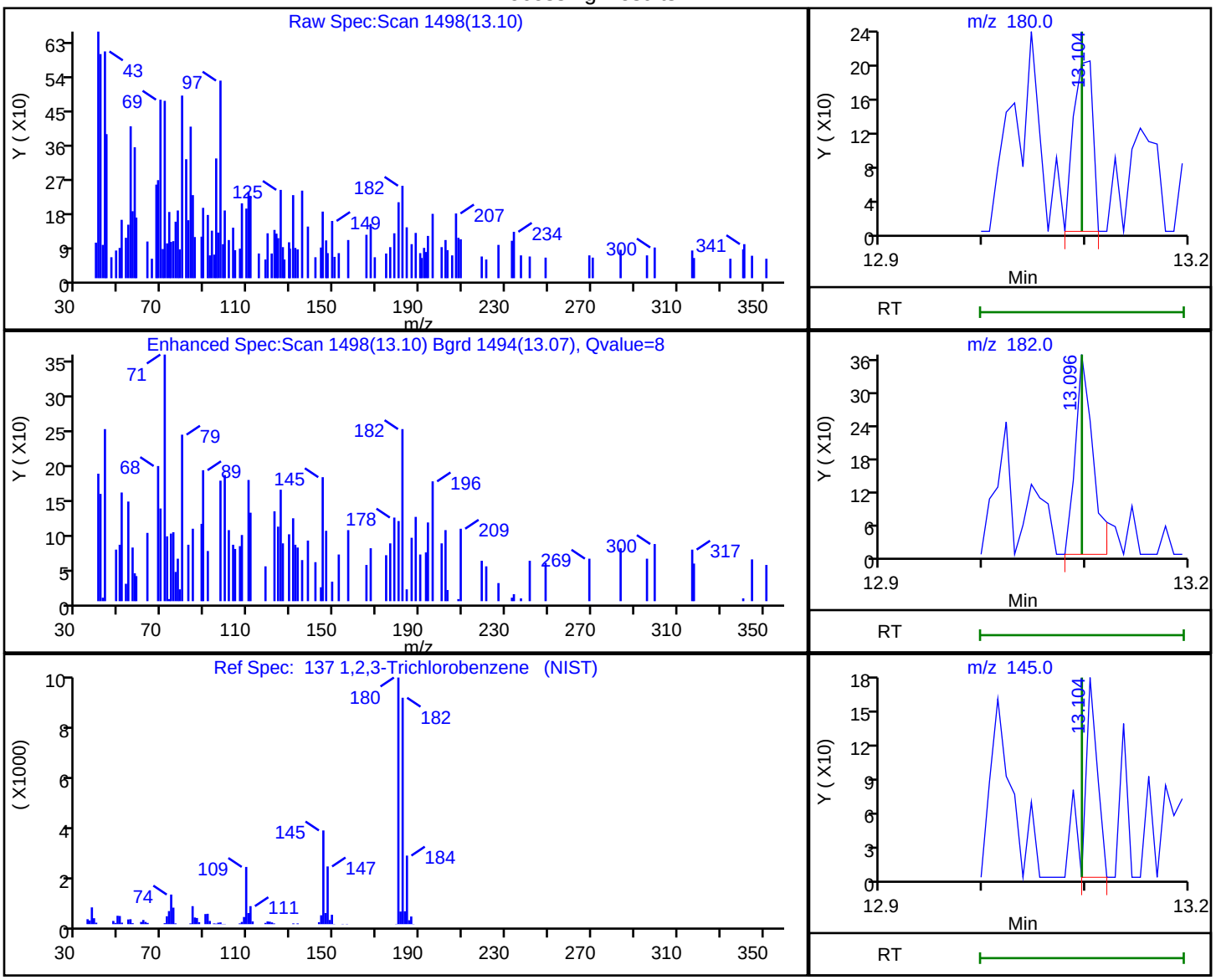

RT	Mass	Response	Amount
13.10	180.00	267	0.042676
13.10	182.00	438	
13.10	145.00	129	

Reviewer: delpolitov, 03-Oct-2019 10:52:10
Audit Action: Marked Compound Undetected Audit Reason: Invalid Compound ID

User Disabled Compound Report

Eurofins TestAmerica, Edison

Data File:	\\chromna\Edison\ChromData\CVOAMS5\20191003-98633.b\E04160.D		
Injection Date:	03-Oct-2019 07:15:30	Instrument ID:	CVOAMS5
Lims ID:	STD7		
Client ID:			
Operator ID:		ALS Bottle#:	2 Worklist Smp#: 3
Purge Vol:	5.000 mL	Dil. Factor:	1.0000
Method:	8260W_5	Limit Group:	VOA - 8260C Water and Solid
Column:	Rtx-VMS (0.18 mm)	Detector	MS SCAN

125 1,2,3-Trimethylbenzene, CAS: 526-73-8

Processing Results

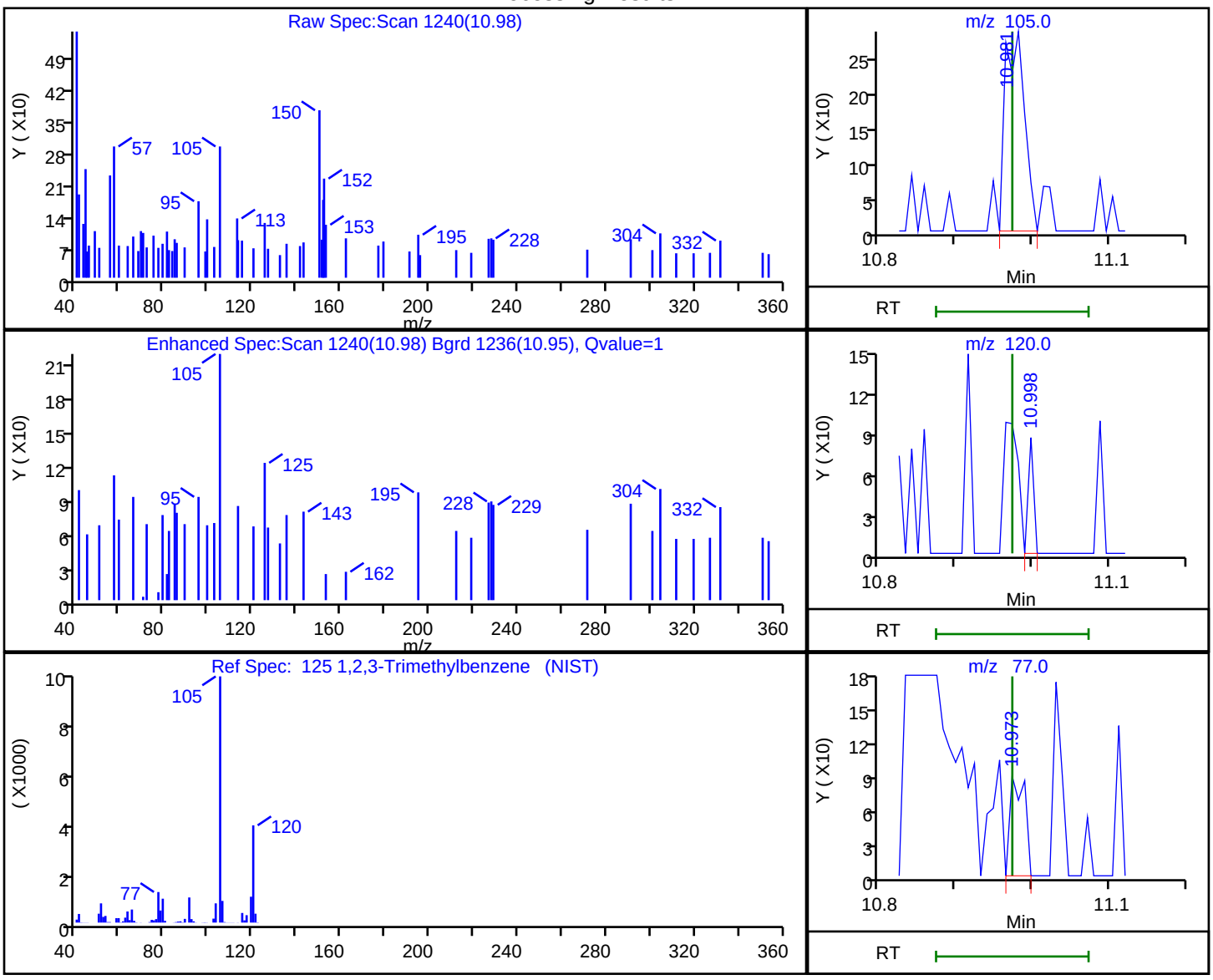

RT	Mass	Response	Amount
10.98	105.00	510	
11.00	120.00	41	
10.97	77.00	117	

Reviewer: delpolitov, 03-Oct-2019 10:52:10

Audit Action: Marked Compound Undetected Audit Reason: Invalid Compound ID

User Disabled Compound Report

Eurofins TestAmerica, Edison

Data File: \\chromna\Edison\ChromData\CVOAMS5\20191003-98633.b\E04160.D
Injection Date: 03-Oct-2019 07:15:30 Instrument ID: CVOAMS5
Lims ID: STD7
Client ID:
Operator ID: ALS Bottle#: 2 Worklist Smp#: 3
Purge Vol: 5.000 mL Dil. Factor: 1.0000
Method: 8260W_5 Limit Group: VOA - 8260C Water and Solid
Column: Rtx-VMS (0.18 mm) Detector MS SCAN

131 1,2,4,5-Tetramethylbenzene, CAS: 95-93-2

Processing Results

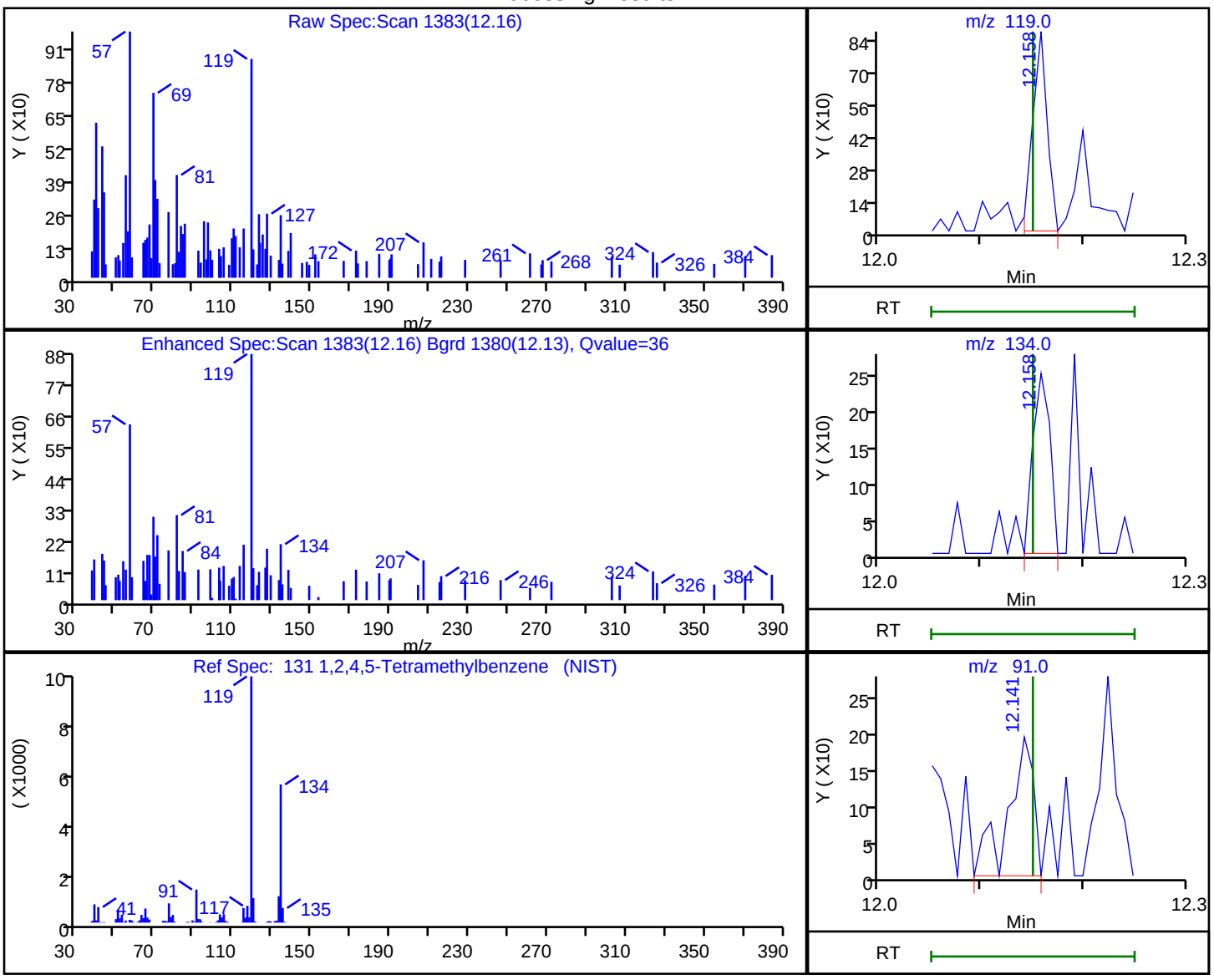

RT	Mass	Response	Amount
12.16	119.00	863	0.299578
12.16	134.00	289	
12.14	91.00	334	

Reviewer: delpolitov, 03-Oct-2019 10:52:10
Audit Action: Marked Compound Undetected Audit Reason: Invalid Compound ID

User Disabled Compound Report

Eurofins TestAmerica, Edison

Data File: \\chromna\Edison\ChromData\CVOAMS5\20191003-98633.b\E04160.D
Injection Date: 03-Oct-2019 07:15:30 Instrument ID: CVOAMS5
Lims ID: STD7
Client ID:
Operator ID: ALS Bottle#: 2 Worklist Smp#: 3
Purge Vol: 5.000 mL Dil. Factor: 1.0000
Method: 8260W_5 Limit Group: VOA - 8260C Water and Solid
Column: Rtx-VMS (0.18 mm) Detector MS SCAN

134 1,2,4-Trichlorobenzene, CAS: 120-82-1

Processing Results

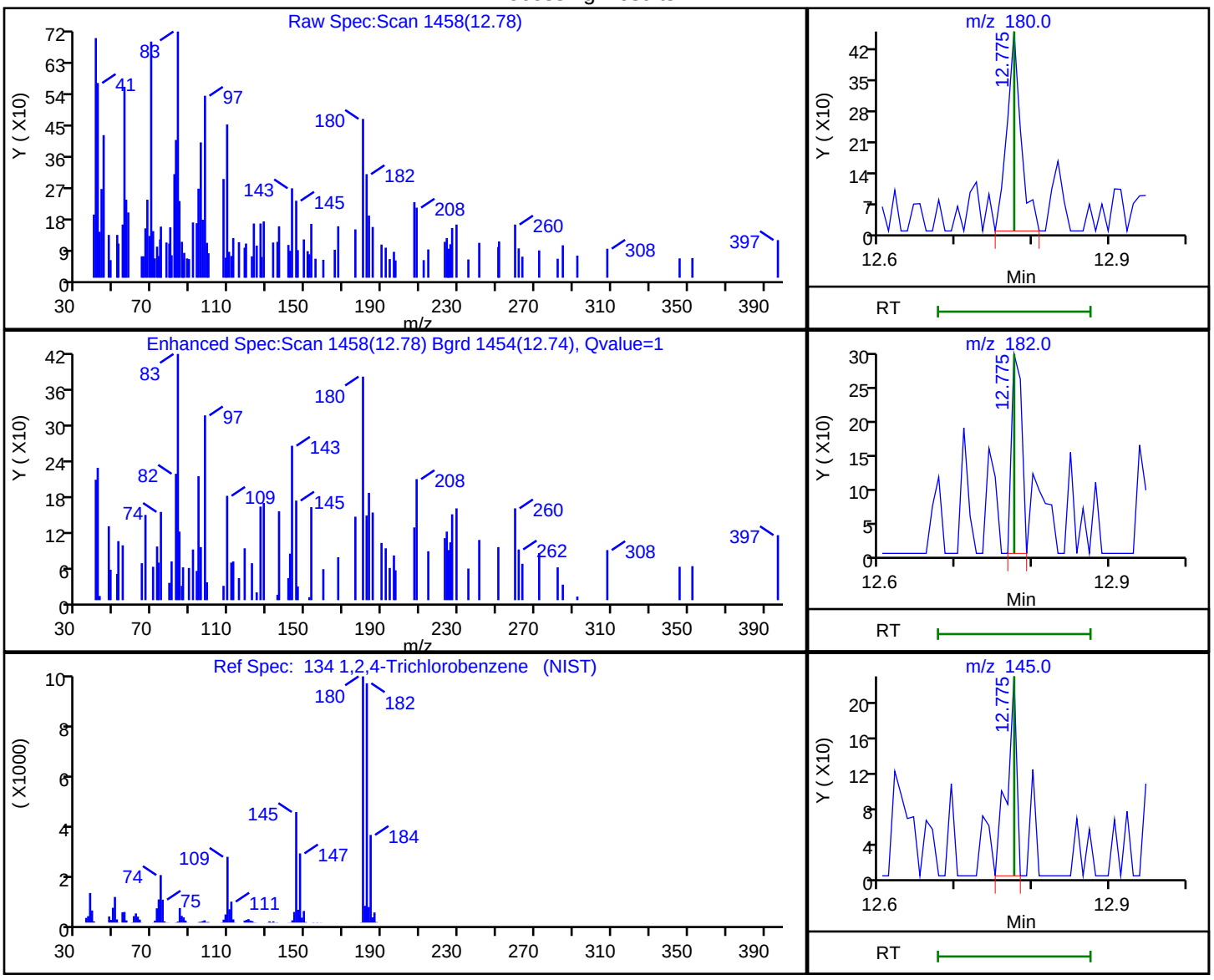

RT	Mass	Response	Amount
12.78	180.00	586	0.485667
12.78	182.00	277	
12.78	145.00	197	

Reviewer: delpolitov, 03-Oct-2019 10:52:10
Audit Action: Marked Compound Undetected Audit Reason: Invalid Compound ID

User Disabled Compound Report

Eurofins TestAmerica, Edison

Data File: \\chromna\Edison\ChromData\CVOAMS5\20191003-98633.b\E04160.D
Injection Date: 03-Oct-2019 07:15:30 Instrument ID: CVOAMS5
Lims ID: STD7
Client ID:
Operator ID: ALS Bottle#: 2 Worklist Smp#: 3
Purge Vol: 5.000 mL Dil. Factor: 1.0000
Method: 8260W_5 Limit Group: VOA - 8260C Water and Solid
Column: Rtx-VMS (0.18 mm) Detector MS SCAN

119 1,2,4-Trimethylbenzene, CAS: 95-63-6

Processing Results

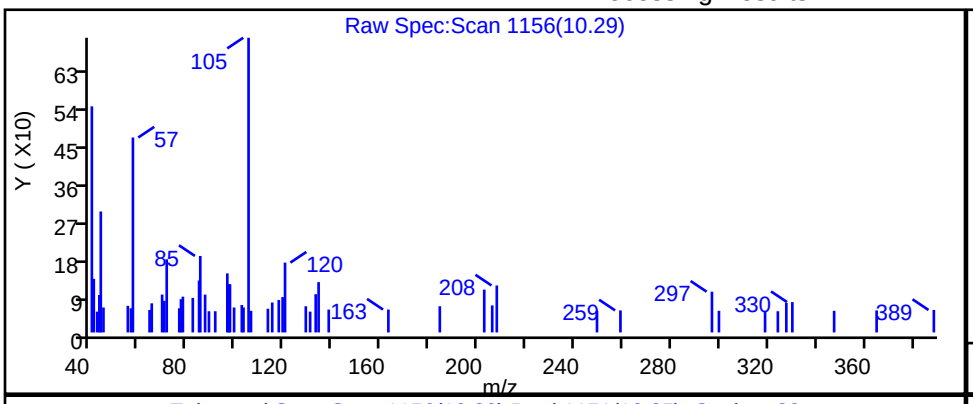

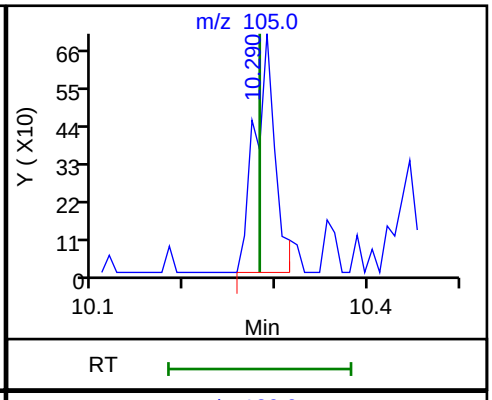

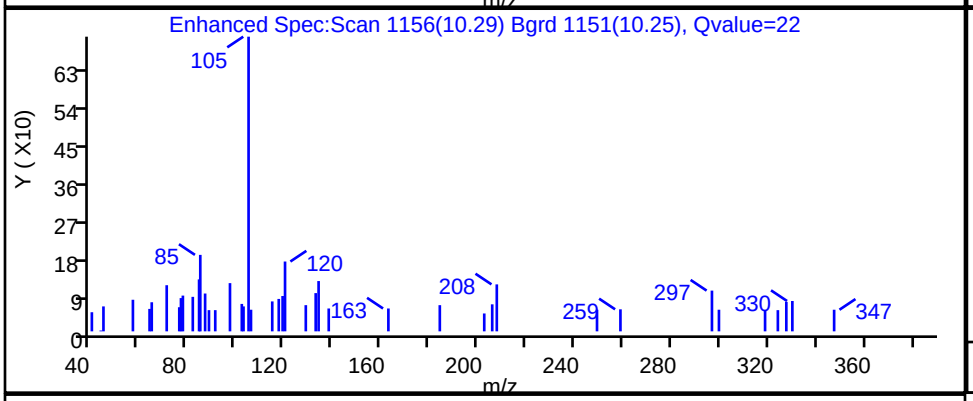

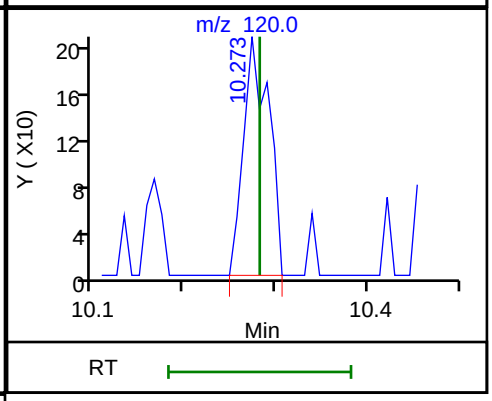

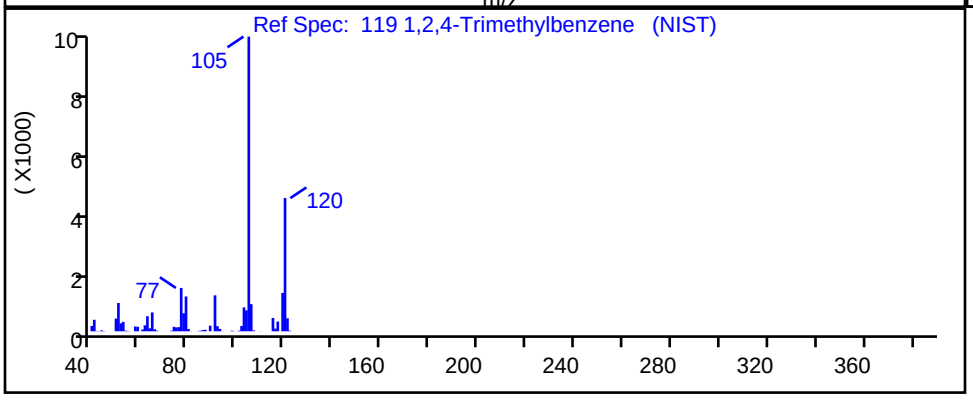

RT	Mass	Response	Amount
10.29	105.00	1090	0.249132
10.27	120.00	400	

Reviewer: delpolitov, 03-Oct-2019 10:52:09
Audit Action: Marked Compound Undetected Audit Reason: Invalid Compound ID

User Disabled Compound Report

Eurofins TestAmerica, Edison

Data File: \\chromna\Edison\ChromData\CVOAMS5\20191003-98633.b\E04160.D
Injection Date: 03-Oct-2019 07:15:30 Instrument ID: CVOAMS5
Lims ID: STD7
Client ID:
Operator ID: ALS Bottle#: 2 Worklist Smp#: 3
Purge Vol: 5.000 mL Dil. Factor: 1.0000
Method: 8260W_5 Limit Group: VOA - 8260C Water and Solid
Column: Rtx-VMS (0.18 mm) Detector MS SCAN

18 1,2-Dichloro-1,1,2-trifluoroethane, CAS: 354-23-4

Processing Results

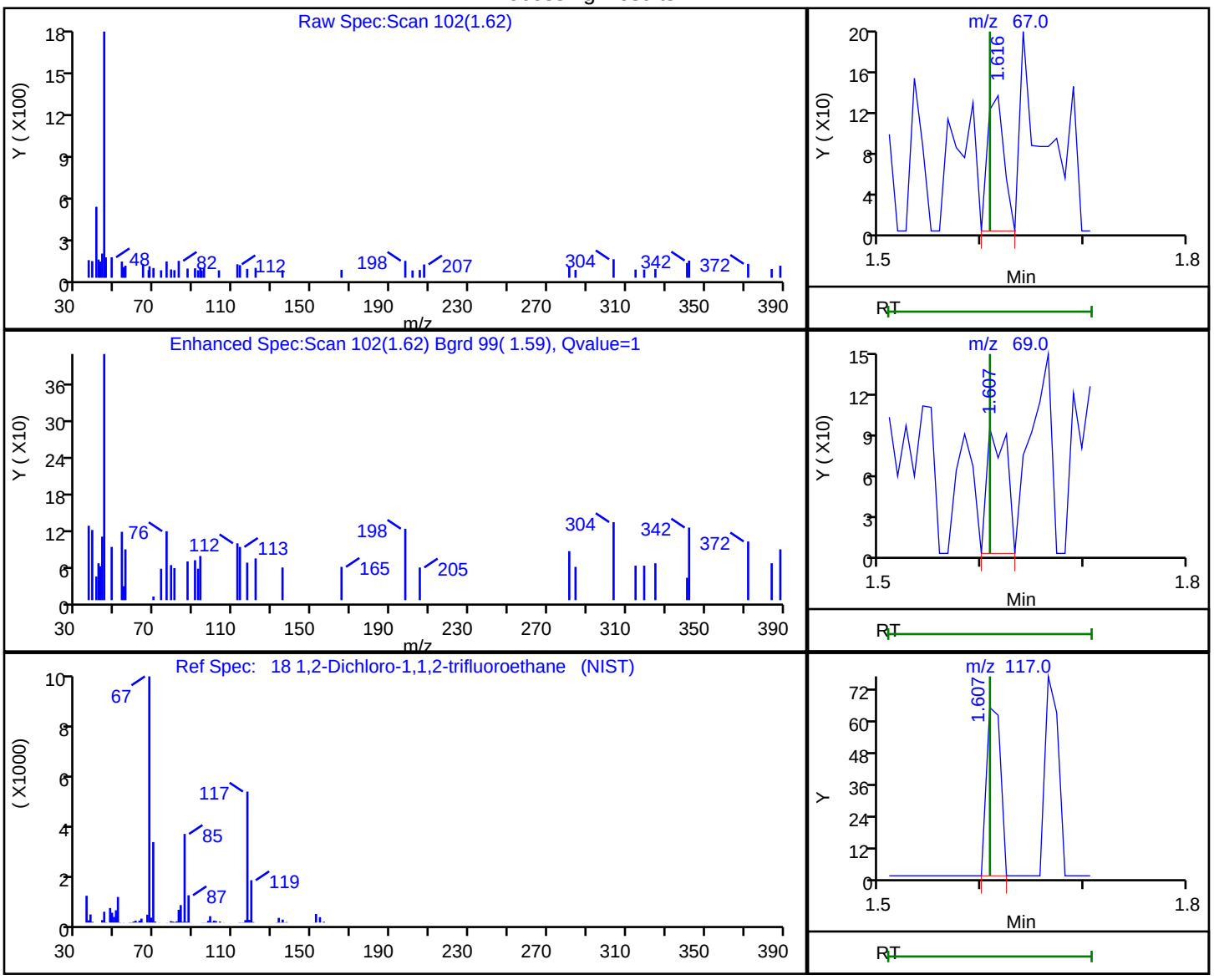

RT	Mass	Response	Amount
1.62	67.00	150	0.054546
1.61	69.00	119	
1.61	117.00	63	
1.62	119.00	117	

Reviewer: delpolitov, 03-Oct-2019 10:50:47
Audit Action: Marked Compound Undetected Audit Reason: Invalid Compound ID

User Disabled Compound Report

Eurofins TestAmerica, Edison

Data File: \\chromna\Edison\ChromData\CVOAMS5\20191003-98633.b\E04160.D
Injection Date: 03-Oct-2019 07:15:30 Instrument ID: CVOAMS5
Lims ID: STD7
Client ID:
Operator ID: ALS Bottle#: 2 Worklist Smp#: 3
Purge Vol: 5.000 mL Dil. Factor: 1.0000
Method: 8260W_5 Limit Group: VOA - 8260C Water and Solid
Column: Rtx-VMS (0.18 mm) Detector MS SCAN

130 1,2-Dichlorobenzene, CAS: 95-50-1

Processing Results

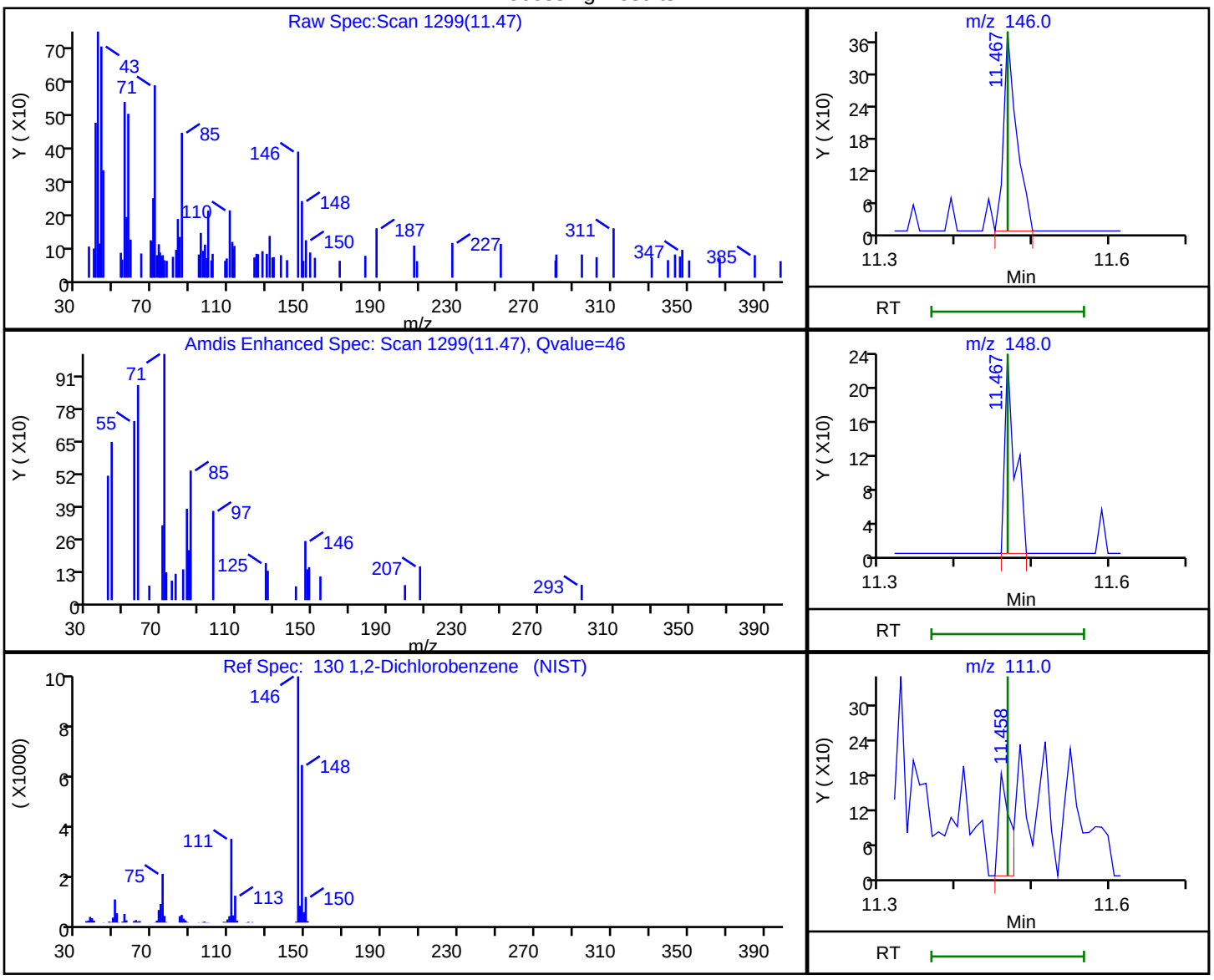

RT	Mass	Response	Amount
11.47	146.00	444	0.141838
11.47	148.00	213	
11.46	111.00	180	

Reviewer: delpolitov, 03-Oct-2019 10:52:10
Audit Action: Marked Compound Undetected Audit Reason: Invalid Compound ID

User Disabled Compound Report

Eurofins TestAmerica, Edison

Data File: \\chromna\Edison\ChromData\CVOAMS5\20191003-98633.b\E04160.D
Injection Date: 03-Oct-2019 07:15:30 Instrument ID: CVOAMS5
Lims ID: STD7
Client ID:
Operator ID: ALS Bottle#: 2 Worklist Smp#: 3
Purge Vol: 5.000 mL Dil. Factor: 1.0000
Method: 8260W_5 Limit Group: VOA - 8260C Water and Solid
Column: Rtx-VMS (0.18 mm) Detector MS SCAN

63 1,2-Dichloroethane, CAS: 107-06-2

Processing Results

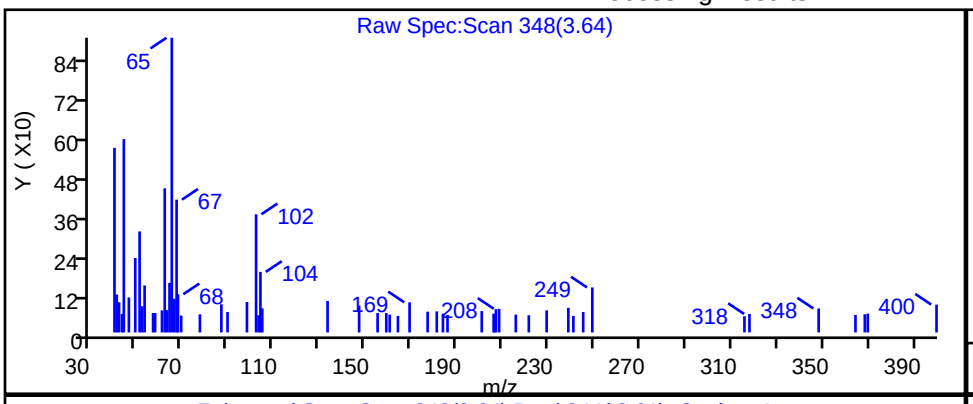

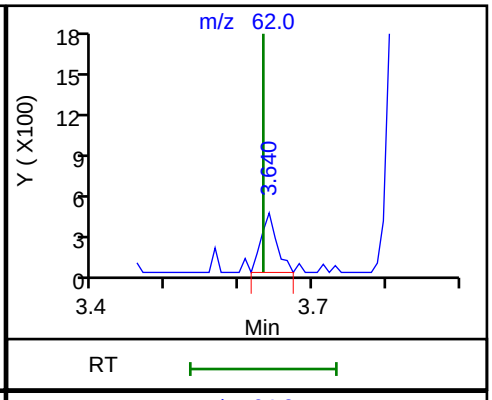

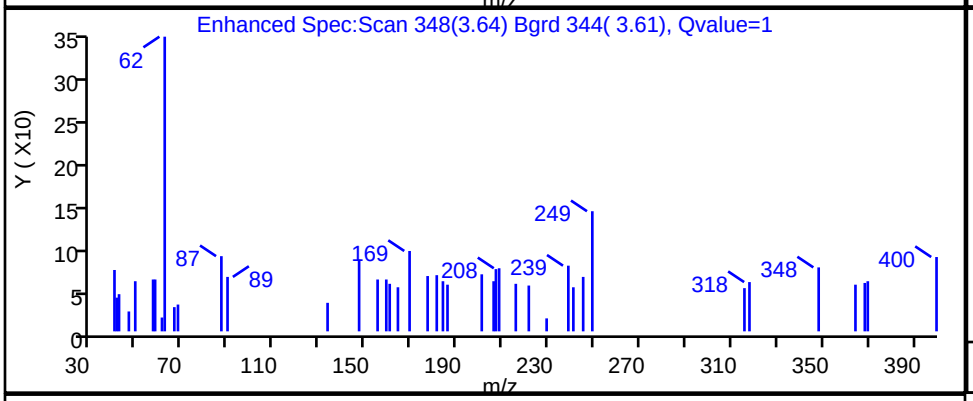

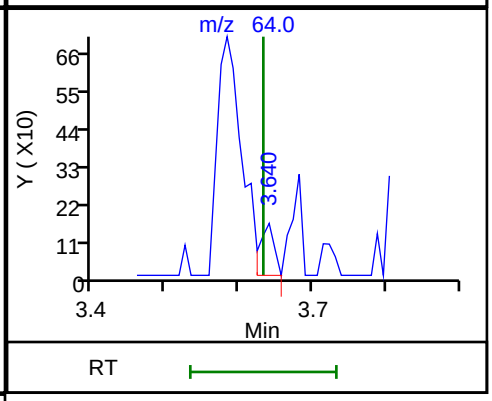

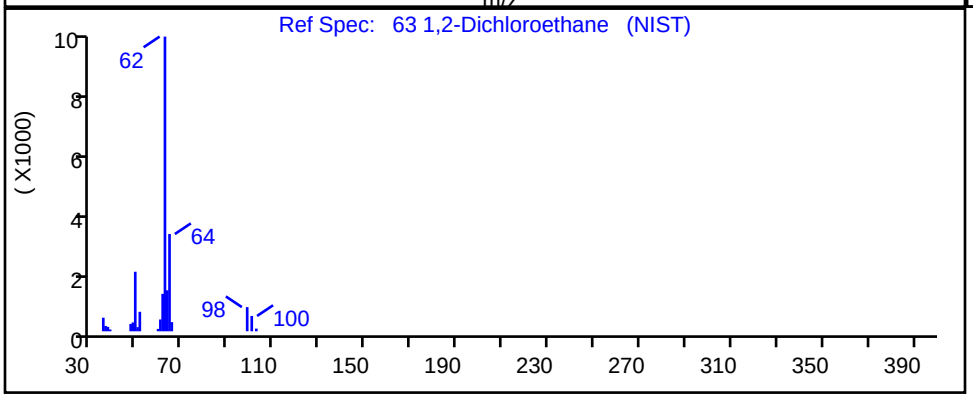

RT	Mass	Response	Amount
3.64	62.00	664	0.219378
3.64	64.00	206	

Reviewer: delpolitov, 03-Oct-2019 10:51:39
Audit Action: Marked Compound Undetected Audit Reason: Invalid Compound ID

User Disabled Compound Report

Eurofins TestAmerica, Edison

Data File: \\chromna\Edison\ChromData\CVOAMS5\20191003-98633.b\E04160.D
Injection Date: 03-Oct-2019 07:15:30 Instrument ID: CVOAMS5
Lims ID: STD7
Client ID:
Operator ID: ALS Bottle#: 2 Worklist Smp#: 3
Purge Vol: 5.000 mL Dil. Factor: 1.0000
Method: 8260W_5 Limit Group: VOA - 8260C Water and Solid
Column: Rtx-VMS (0.18 mm) Detector MS SCAN

133 1,3,5-Trichlorobenzene, CAS: 108-70-3

Processing Results

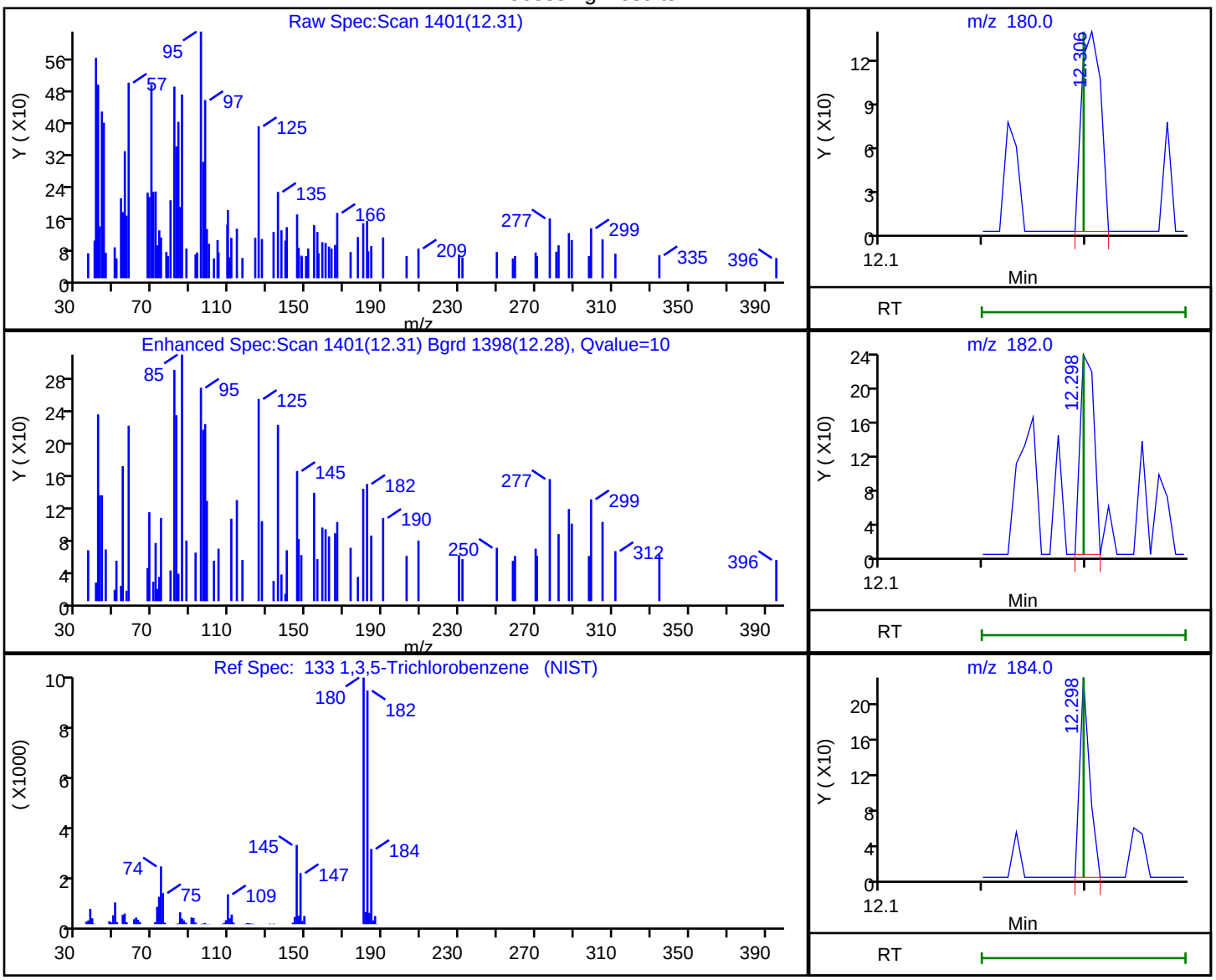

RT	Mass	Response	Amount
12.31	180.00	181	0.115965
12.30	182.00	220	
12.30	184.00	154	

Reviewer: delpolitov, 03-Oct-2019 10:52:10
Audit Action: Marked Compound Undetected Audit Reason: Invalid Compound ID

User Disabled Compound Report

Eurofins TestAmerica, Edison

Data File: \\chromna\Edison\ChromData\CVOAMS5\20191003-98633.b\E04160.D
Injection Date: 03-Oct-2019 07:15:30 Instrument ID: CVOAMS5
Lims ID: STD7
Client ID:
Operator ID: ALS Bottle#: 2 Worklist Smp#: 3
Purge Vol: 5.000 mL Dil. Factor: 1.0000
Method: 8260W_5 Limit Group: VOA - 8260C Water and Solid
Column: Rtx-VMS (0.18 mm) Detector MS SCAN

114 1,3,5-Trimethylbenzene, CAS: 108-67-8

Processing Results

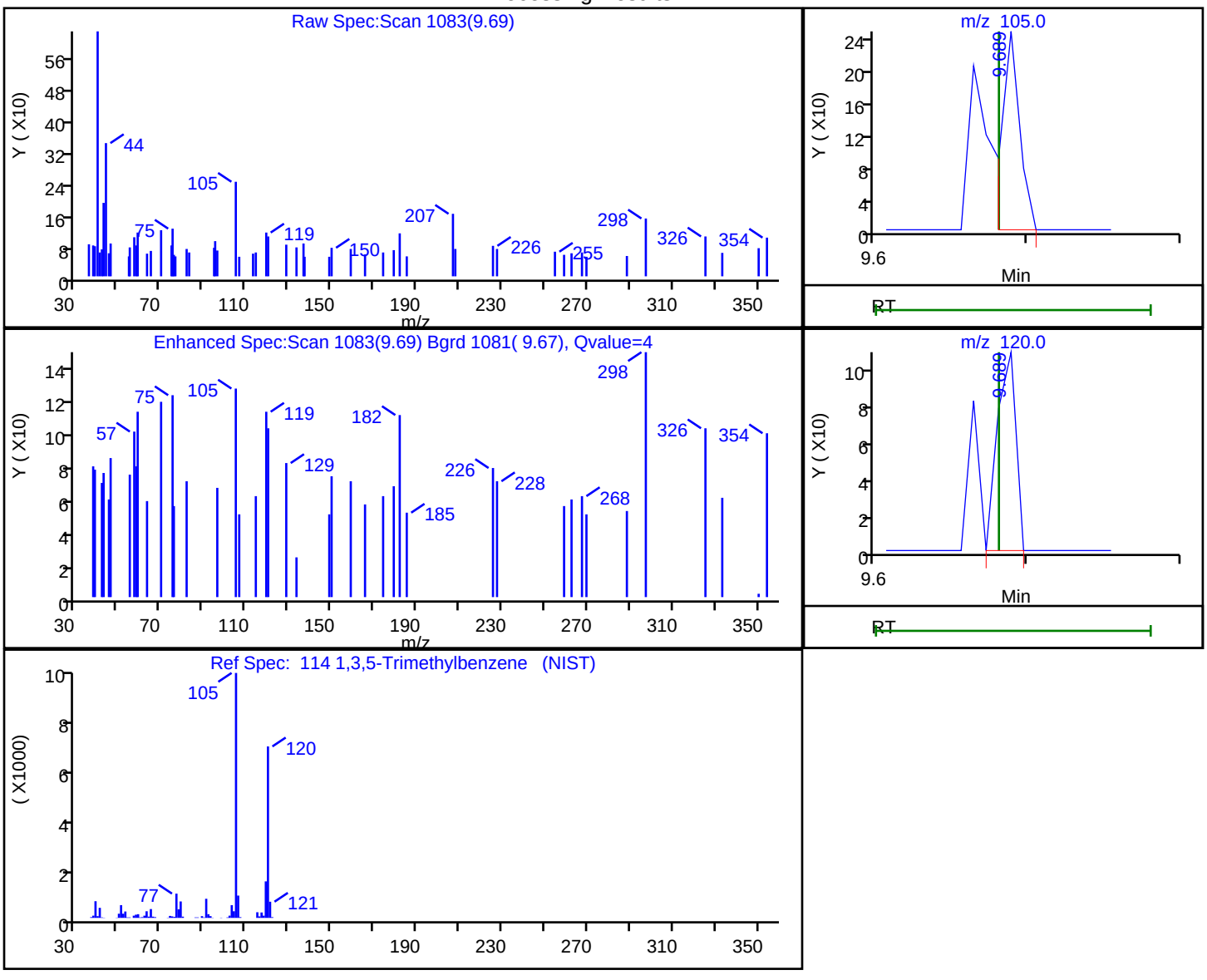

RT	Mass	Response	Amount
9.69	105.00	200	0.048537
9.69	120.00	86	

Reviewer: delpolitov, 03-Oct-2019 10:52:09
Audit Action: Marked Compound Undetected Audit Reason: Invalid Compound ID

User Disabled Compound Report

Eurofins TestAmerica, Edison

Data File: \\chromna\Edison\ChromData\CVOAMS5\20191003-98633.b\E04160.D
Injection Date: 03-Oct-2019 07:15:30 Instrument ID: CVOAMS5
Lims ID: STD7
Client ID:
Operator ID: ALS Bottle#: 2 Worklist Smp#: 3
Purge Vol: 5.000 mL Dil. Factor: 1.0000
Method: 8260W_5 Limit Group: VOA - 8260C Water and Solid
Column: Rtx-VMS (0.18 mm) Detector MS SCAN

121 1,3-Dichlorobenzene, CAS: 541-73-1

Processing Results

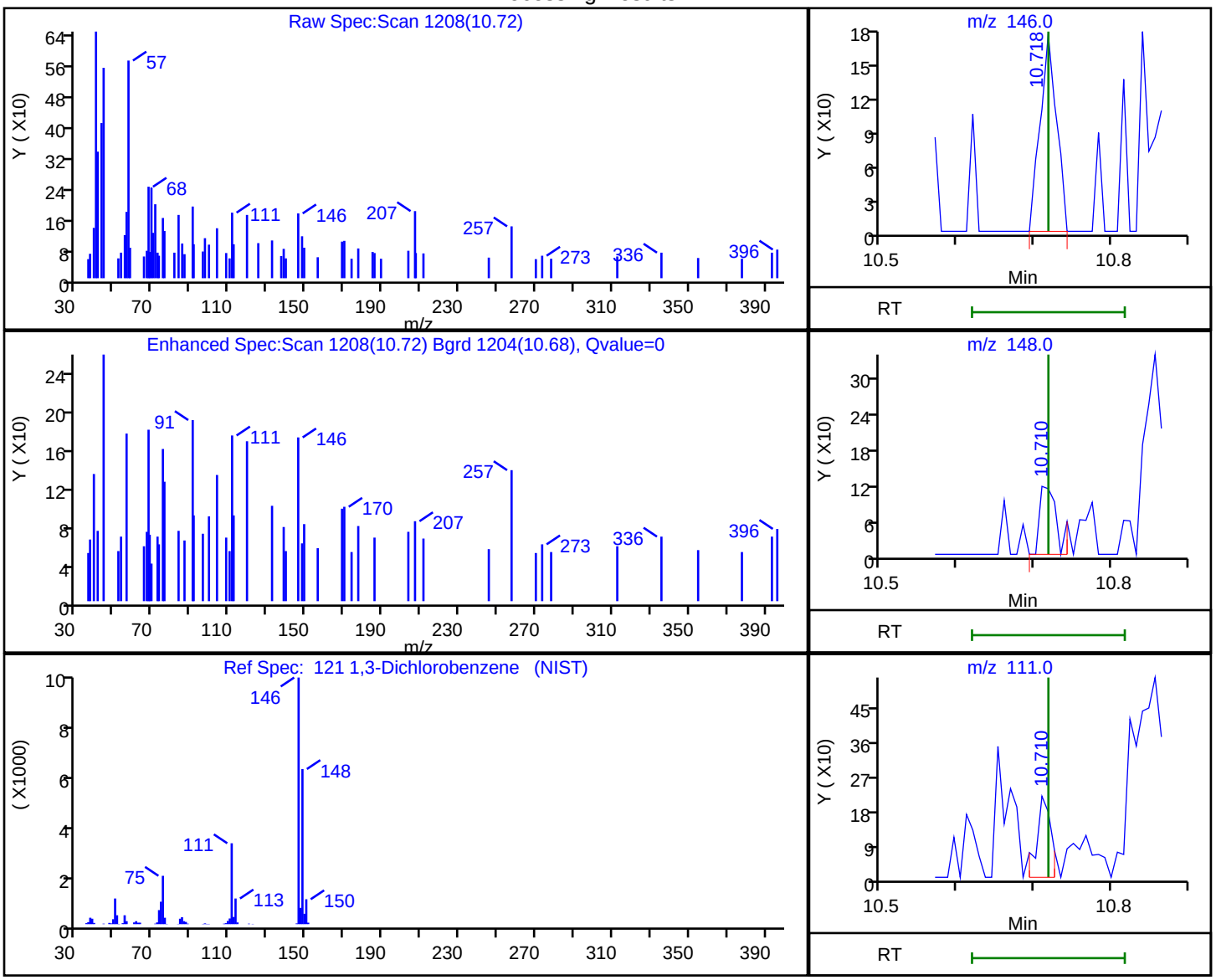

RT	Mass	Response	Amount
10.72	146.00	254	0.092168
10.71	148.00	181	
10.71	111.00	281	

Reviewer: delpolitov, 03-Oct-2019 10:52:10
Audit Action: Marked Compound Undetected Audit Reason: Invalid Compound ID

User Disabled Compound Report

Eurofins TestAmerica, Edison

Data File: \\chromna\Edison\ChromData\CVOAMS5\20191003-98633.b\E04160.D
Injection Date: 03-Oct-2019 07:15:30 Instrument ID: CVOAMS5
Lims ID: STD7
Client ID:
Operator ID: ALS Bottle#: 2 Worklist Smp#: 3
Purge Vol: 5.000 mL Dil. Factor: 1.0000
Method: 8260W_5 Limit Group: VOA - 8260C Water and Solid
Column: Rtx-VMS (0.18 mm) Detector MS SCAN

124 1,4-Dichlorobenzene, CAS: 106-46-7

Processing Results

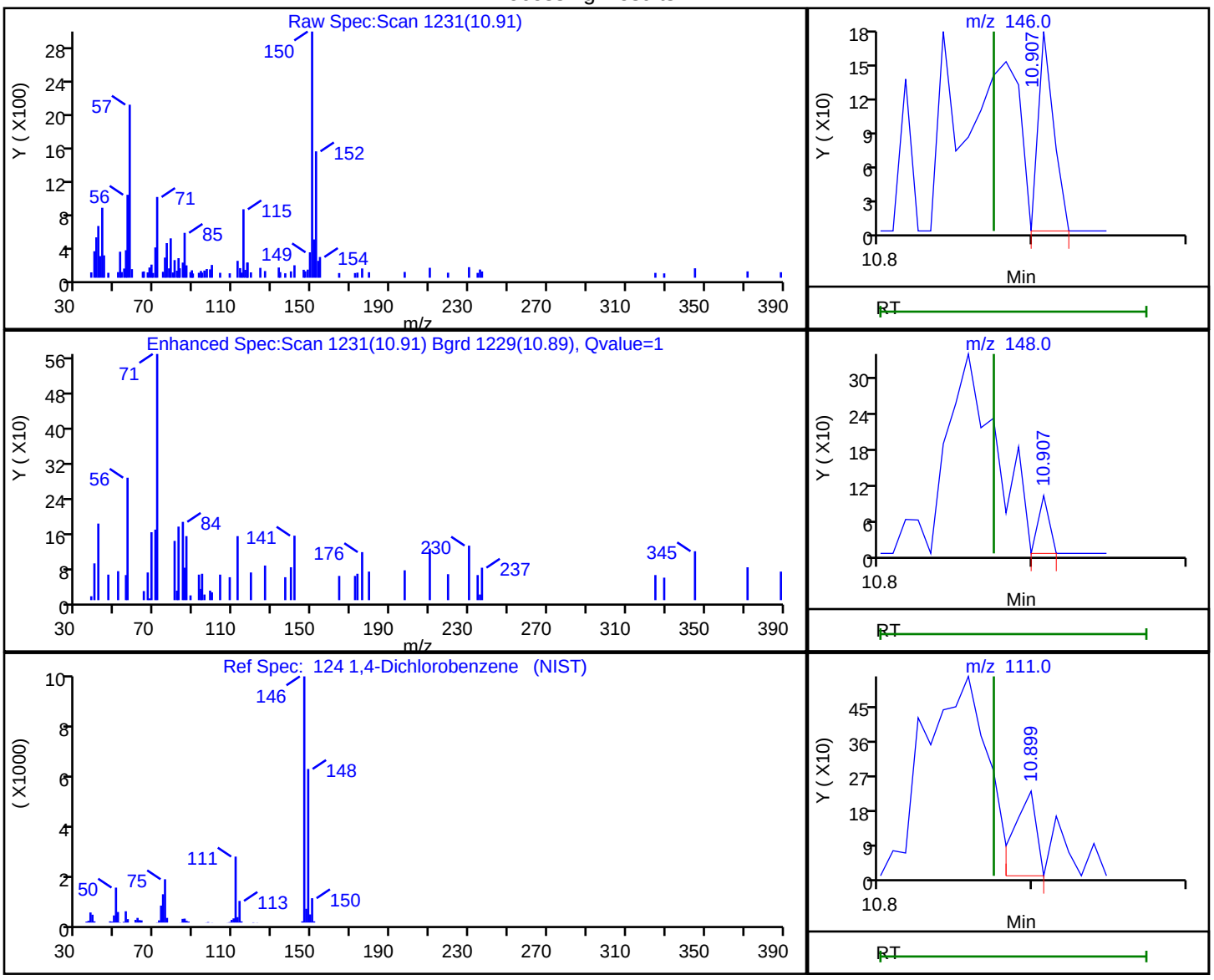

RT	Mass	Response	Amount
10.91	146.00	119	0.042520
10.91	148.00	48	
10.90	111.00	225	

Reviewer: delpolitov, 03-Oct-2019 10:52:10
Audit Action: Marked Compound Undetected Audit Reason: Invalid Compound ID

User Disabled Compound Report

Eurofins TestAmerica, Edison

Data File:	\\chromna\Edison\ChromData\CVOAMS5\20191003-98633.b\E04160.D		
Injection Date:	03-Oct-2019 07:15:30	Instrument ID:	CVOAMS5
Lims ID:	STD7		
Client ID:			
Operator ID:		ALS Bottle#:	2 Worklist Smp#: 3
Purge Vol:	5.000 mL	Dil. Factor:	1.0000
Method:	8260W_5	Limit Group:	VOA - 8260C Water and Solid
Column:	Rtx-VMS (0.18 mm)	Detector	MS SCAN

78 1,4-Dioxane, CAS: 123-91-1

Processing Results

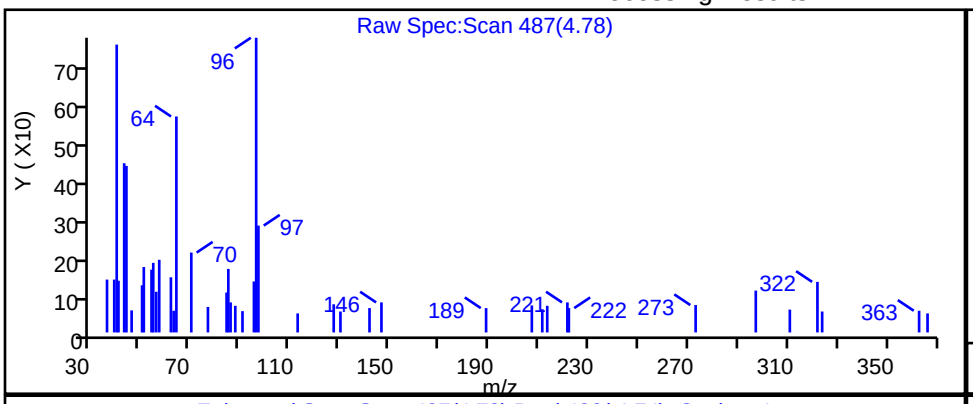

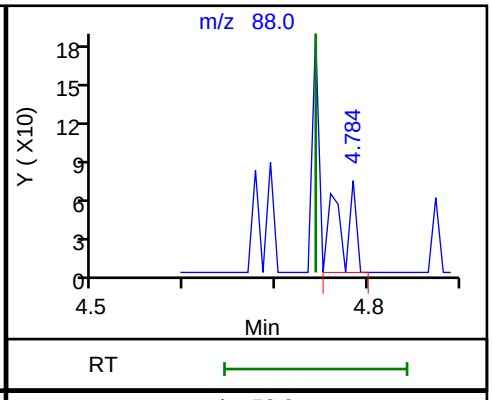

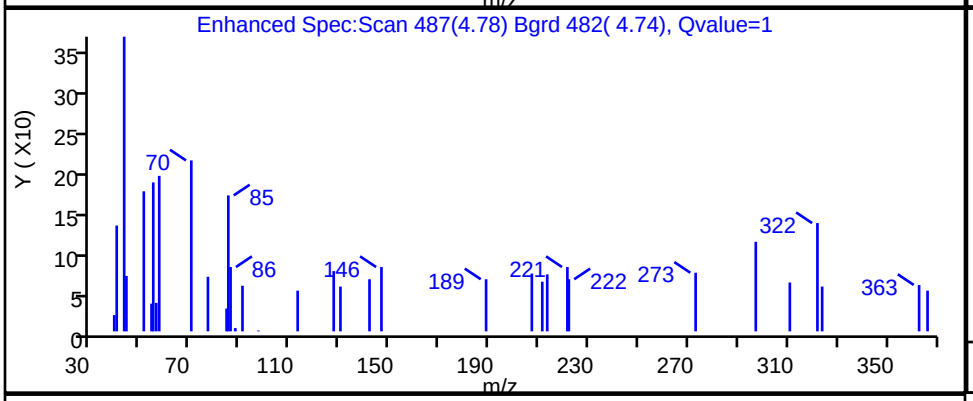

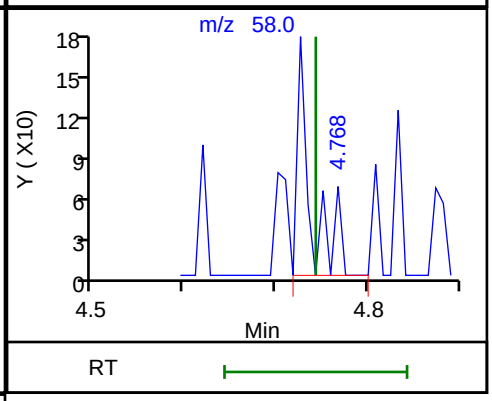

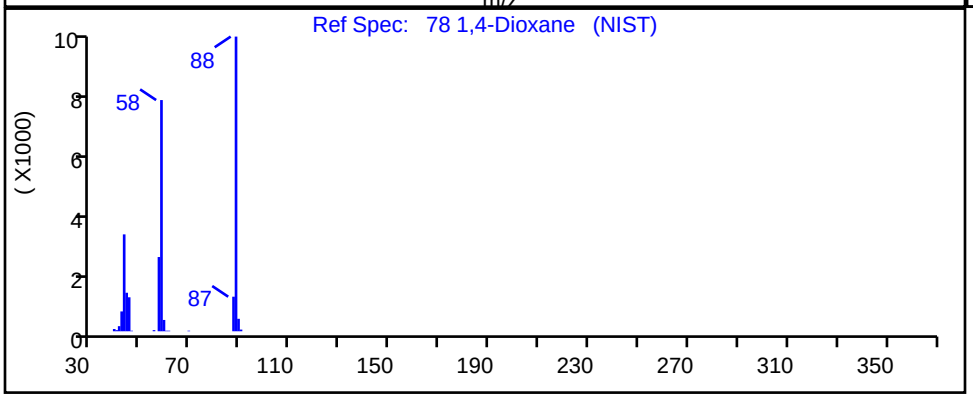

RT	Mass	Response	Amount
4.78	88.00	90	2.833045
4.77	58.00	172	

Reviewer: delpolitov, 03-Oct-2019 10:51:40

Audit Action: Marked Compound Undetected Audit Reason: Invalid Compound ID

User Disabled Compound Report

Eurofins TestAmerica, Edison

Data File: \\chromna\Edison\ChromData\CVOAMS5\20191003-98633.b\E04160.D
Injection Date: 03-Oct-2019 07:15:30 Instrument ID: CVOAMS5
Lims ID: STD7
Client ID:
Operator ID: ALS Bottle#: 2 Worklist Smp#: 3
Purge Vol: 5.000 mL Dil. Factor: 1.0000
Method: 8260W_5 Limit Group: VOA - 8260C Water and Solid
Column: Rtx-VMS (0.18 mm) Detector MS SCAN

43 2,2-Dichloropropane, CAS: 594-20-7

Processing Results

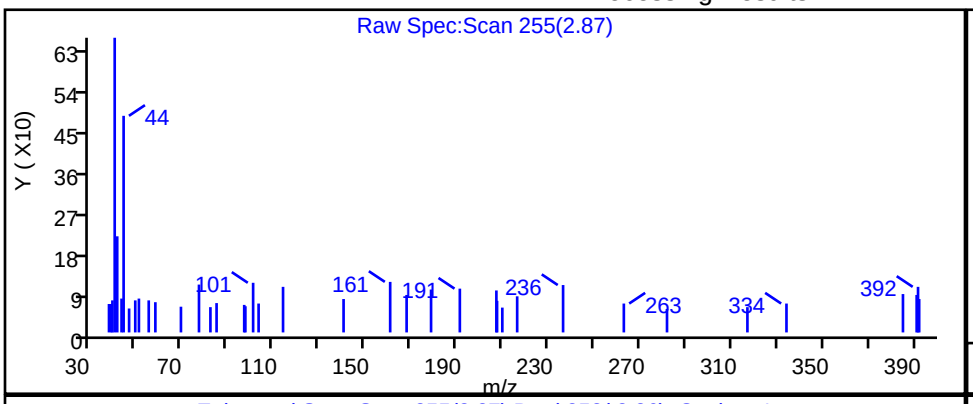

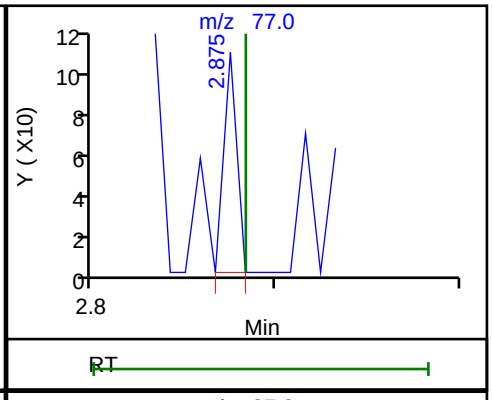

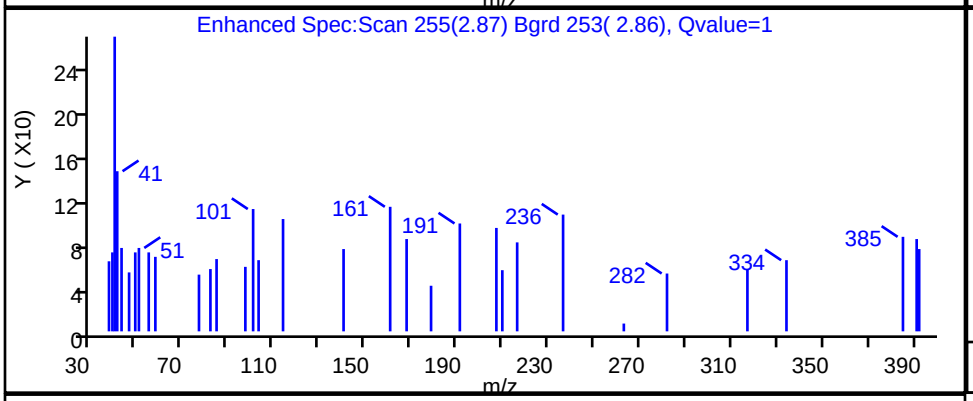

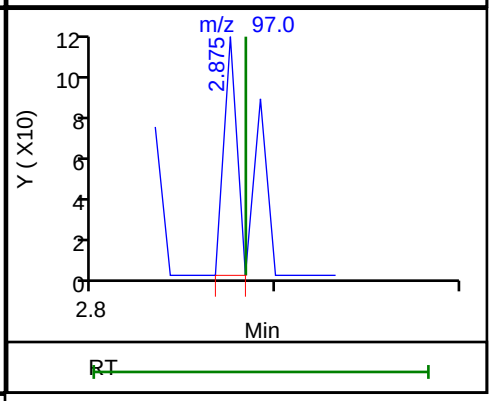

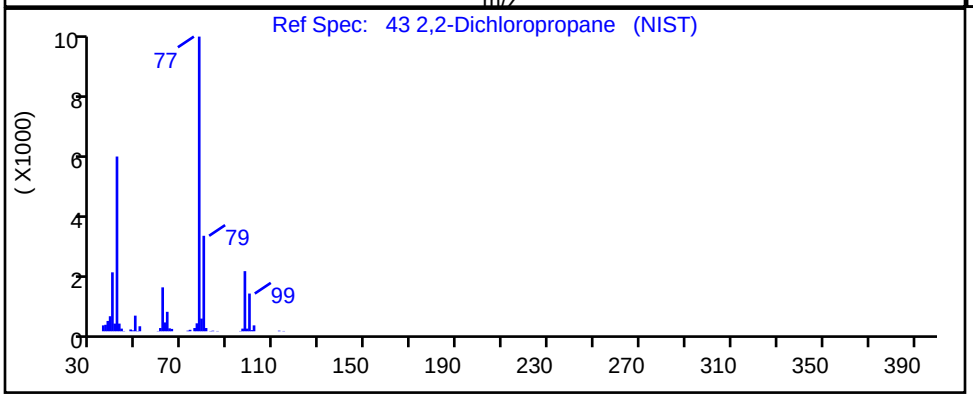

RT	Mass	Response	Amount
2.87	77.00	52	0.015733
2.87	97.00	59	

Reviewer: delpolitov, 03-Oct-2019 10:51:20
Audit Action: Marked Compound Undetected Audit Reason: Invalid Compound ID

User Disabled Compound Report

Eurofins TestAmerica, Edison

Data File:	\\chromna\Edison\ChromData\CVOAMS5\20191003-98633.b\E04160.D				
Injection Date:	03-Oct-2019 07:15:30	Instrument ID:	CVOAMS5		
Lims ID:	STD7				
Client ID:					
Operator ID:		ALS Bottle#:	2	Worklist Smp#:	3
Purge Vol:	5.000 mL	Dil. Factor:	1.0000		
Method:	8260W_5	Limit Group:	VOA - 8260C Water and Solid		
Column:	Rtx-VMS (0.18 mm)	Detector	MS SCAN		

126 2,3-Dihydroindene, CAS: 496-11-7

Processing Results

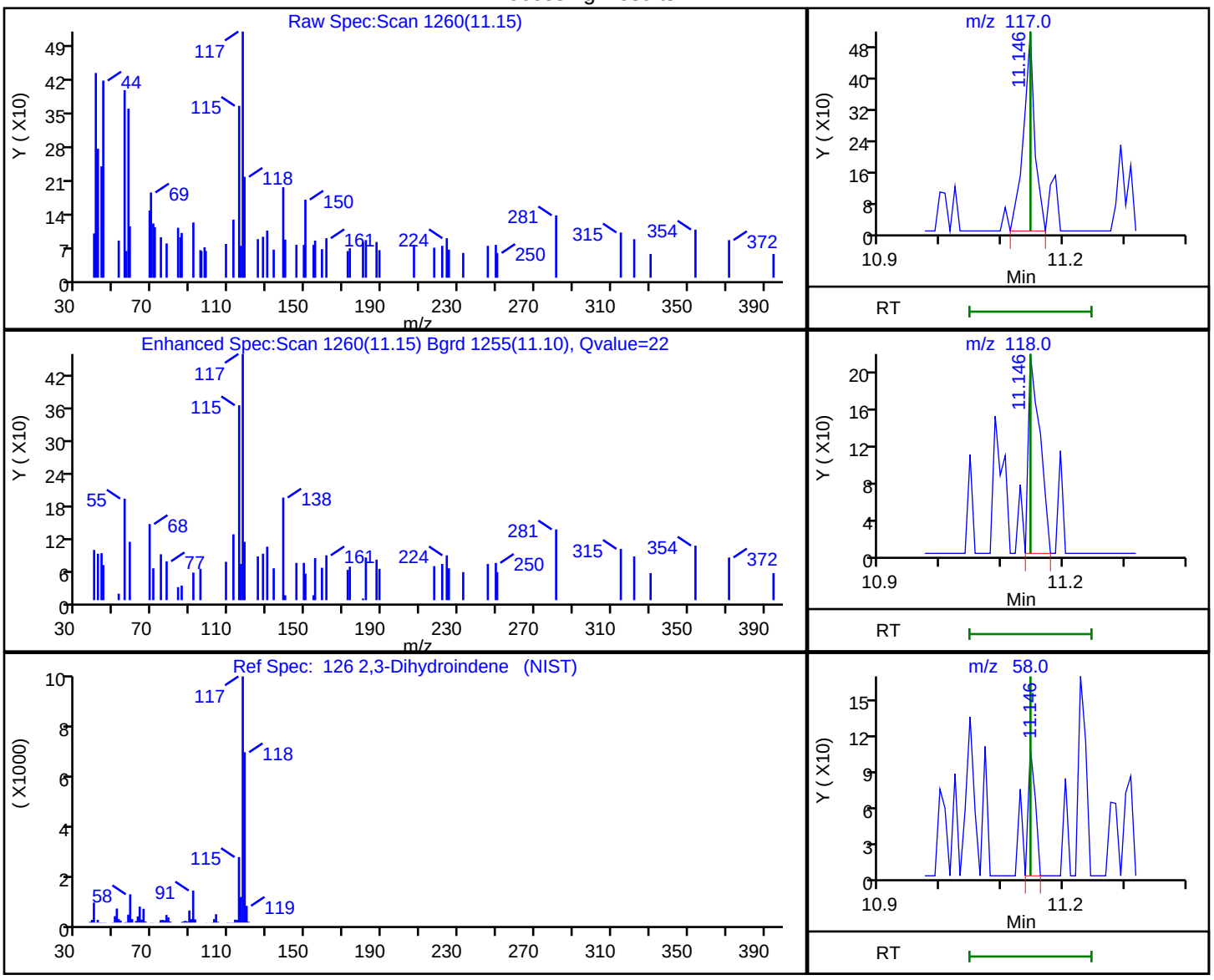

RT	Mass	Response	Amount
11.15	117.00	658	0.122321
11.15	118.00	277	
11.15	58.00	85	

Reviewer: delpolitov, 03-Oct-2019 10:52:10

Audit Action: Marked Compound Undetected Audit Reason: Invalid Compound ID

User Disabled Compound Report

Eurofins TestAmerica, Edison

Data File: \\chromna\Edison\ChromData\CVOAMS5\20191003-98633.b\E04160.D
Injection Date: 03-Oct-2019 07:15:30 Instrument ID: CVOAMS5
Lims ID: STD7
Client ID:
Operator ID: ALS Bottle#: 2 Worklist Smp#: 3
Purge Vol: 5.000 mL Dil. Factor: 1.0000
Method: 8260W_5 Limit Group: VOA - 8260C Water and Solid
Column: Rtx-VMS (0.18 mm) Detector MS SCAN

55 2-Butanone (MEK), CAS: 78-93-3

Processing Results

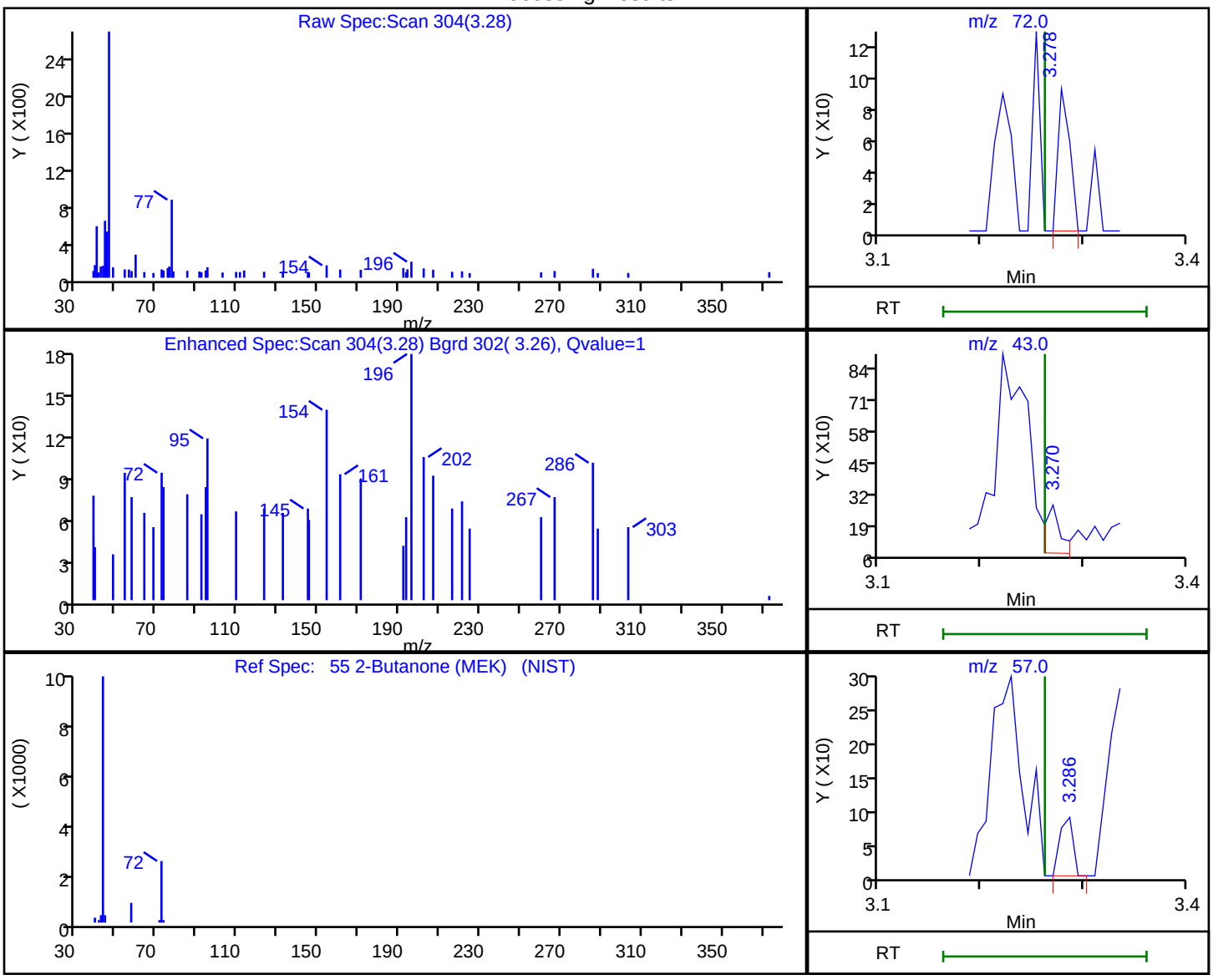

RT	Mass	Response	Amount
3.28	72.00	72	0.243632
3.27	43.00	211	
3.29	57.00	79	

Reviewer: delpolitov, 03-Oct-2019 10:51:37
Audit Action: Marked Compound Undetected Audit Reason: Invalid Compound ID

User Disabled Compound Report

Eurofins TestAmerica, Edison

Data File: \\chromna\Edison\ChromData\CVOAMS5\20191003-98633.b\E04160.D
Injection Date: 03-Oct-2019 07:15:30 Instrument ID: CVOAMS5
Lims ID: STD7
Client ID:
Operator ID: ALS Bottle#: 2 Worklist Smp#: 3
Purge Vol: 5.000 mL Dil. Factor: 1.0000
Method: 8260W_5 Limit Group: VOA - 8260C Water and Solid
Column: Rtx-VMS (0.18 mm) Detector MS SCAN

95 2-Hexanone, CAS: 591-78-6

Processing Results

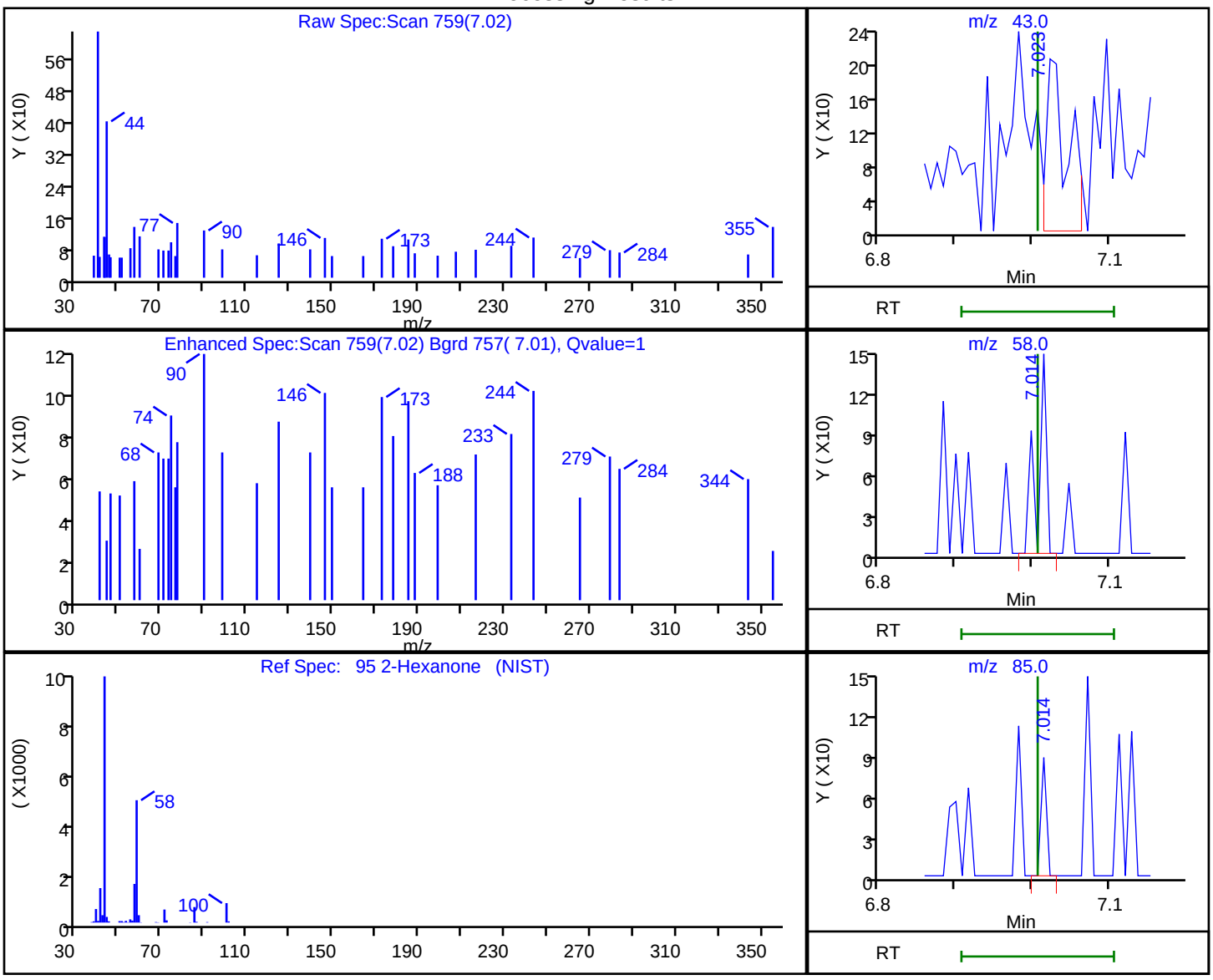

RT	Mass	Response	Amount
7.02	43.00	400	0.309256
7.01	58.00	118	
7.01	85.00	42	
7.01	100.00	39	

Reviewer: delpolitov, 03-Oct-2019 10:51:59
Audit Action: Marked Compound Undetected Audit Reason: Invalid Compound ID

User Disabled Compound Report

Eurofins TestAmerica, Edison

Data File:	\\chromna\Edison\ChromData\CVOAMS5\20191003-98633.b\E04160.D				
Injection Date:	03-Oct-2019 07:15:30	Instrument ID:	CVOAMS5		
Lims ID:	STD7				
Client ID:					
Operator ID:		ALS Bottle#:	2	Worklist Smp#:	3
Purge Vol:	5.000 mL	Dil. Factor:	1.0000		
Method:	8260W_5	Limit Group:	VOA - 8260C Water and Solid		
Column:	Rtx-VMS (0.18 mm)	Detector	MS SCAN		

34 2-Methyl-2-propanol, CAS: 75-65-0

Processing Results

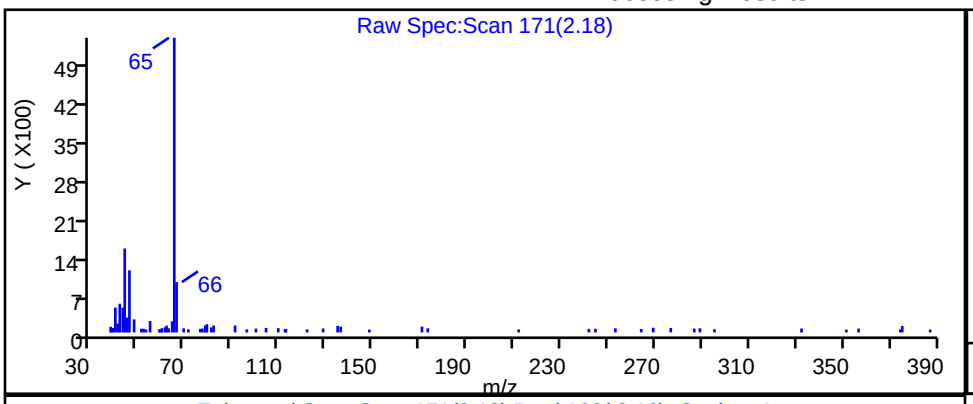

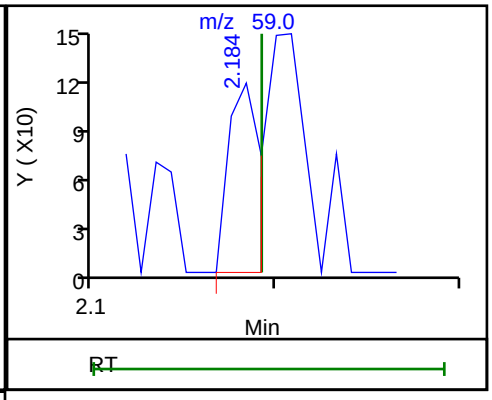

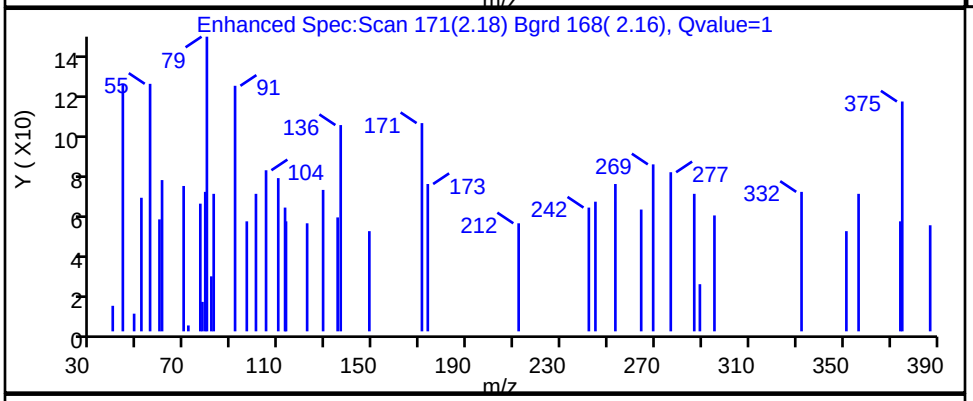

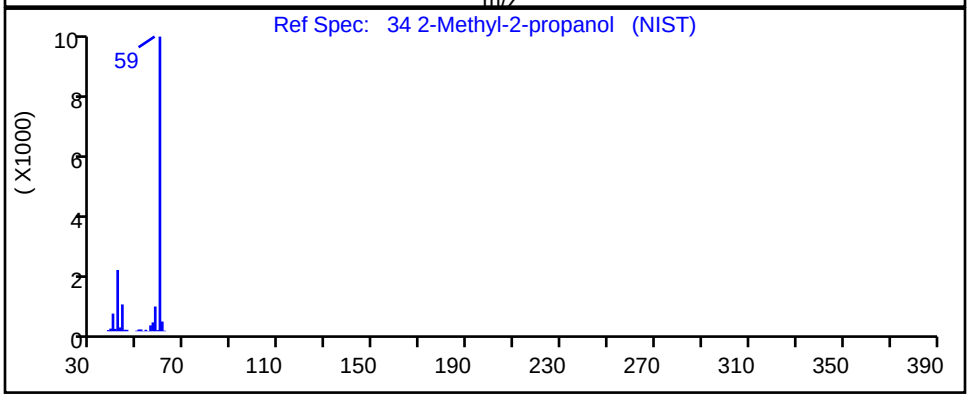

RT	Mass	Response	Amount
2.18	59.00	139	0.620371

Reviewer: delpolitov, 03-Oct-2019 10:51:08

Audit Action: Marked Compound Undetected Audit Reason: Invalid Compound ID

User Disabled Compound Report

Eurofins TestAmerica, Edison

Data File: \\chromna\Edison\ChromData\CVOAMS5\20191003-98633.b\E04160.D
Injection Date: 03-Oct-2019 07:15:30 Instrument ID: CVOAMS5
Lims ID: STD7
Client ID:
Operator ID: ALS Bottle#: 2 Worklist Smp#: 3
Purge Vol: 5.000 mL Dil. Factor: 1.0000
Method: 8260W_5 Limit Group: VOA - 8260C Water and Solid
Column: Rtx-VMS (0.18 mm) Detector MS SCAN

85 2-Nitropropane, CAS: 79-46-9

Processing Results

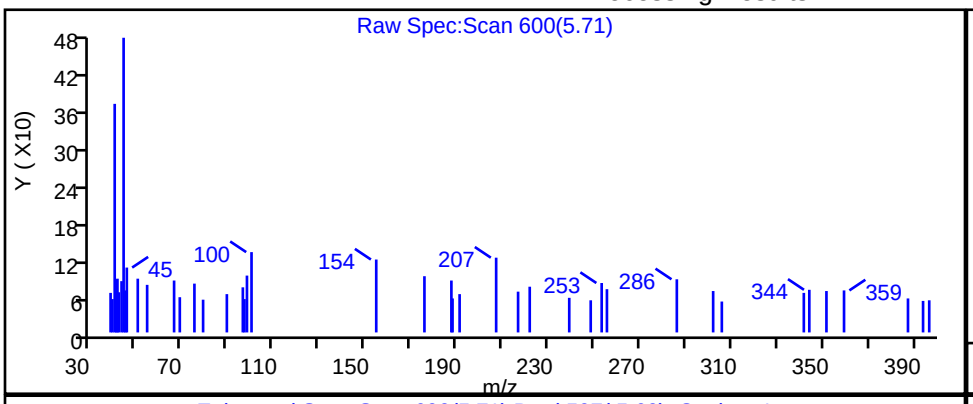

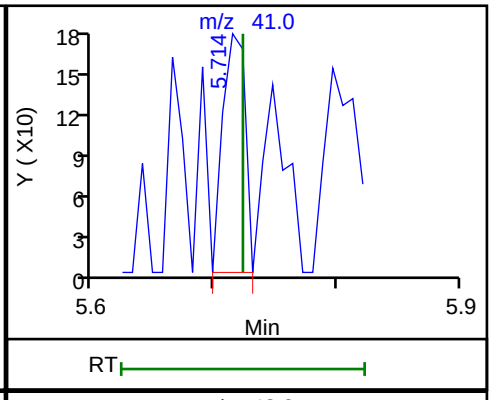

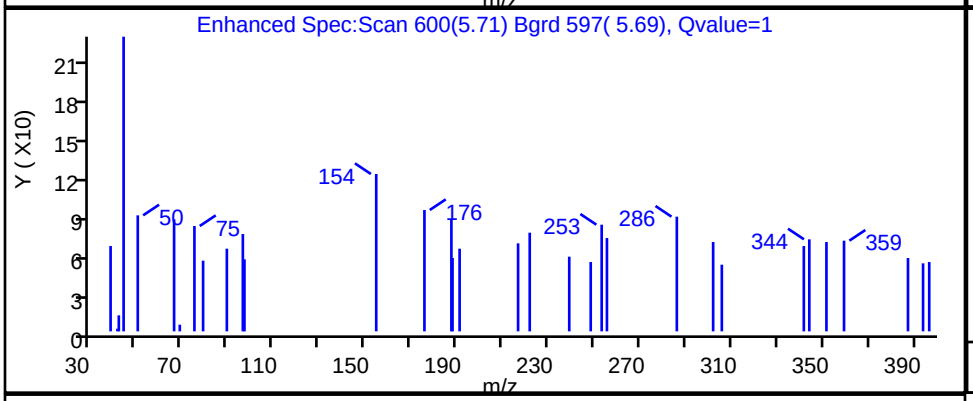

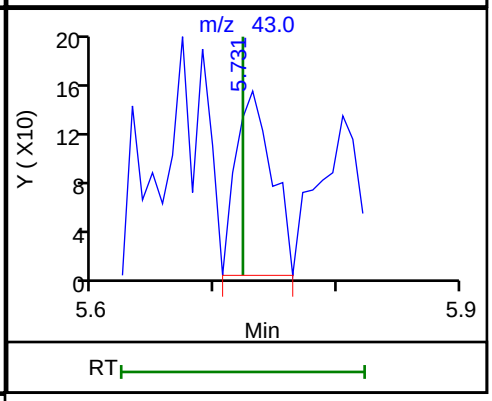

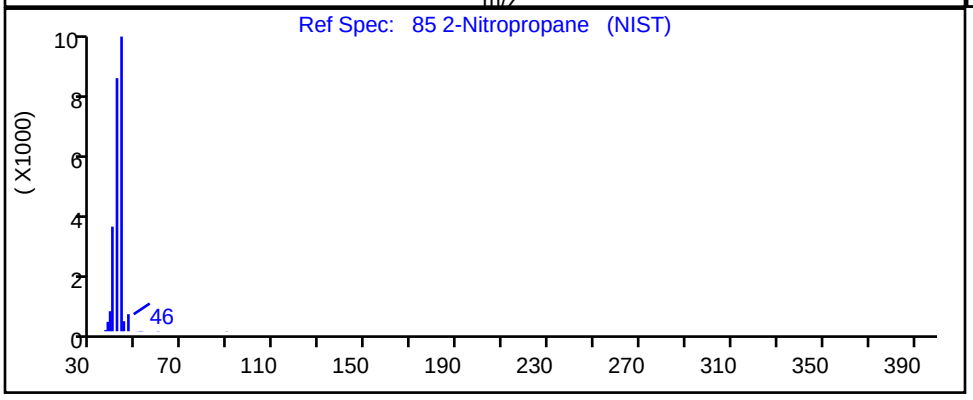

RT	Mass	Response	Amount
5.71	41.00	223	0.469169
5.73	43.00	308	

Reviewer: delpolitov, 03-Oct-2019 10:51:52
Audit Action: Marked Compound Undetected Audit Reason: Invalid Compound ID

User Disabled Compound Report

Eurofins TestAmerica, Edison

Data File: \\chromna\Edison\ChromData\CVOAMS5\20191003-98633.b\E04160.D
Injection Date: 03-Oct-2019 07:15:30 Instrument ID: CVOAMS5
Lims ID: STD7
Client ID:
Operator ID: ALS Bottle#: 2 Worklist Smp#: 3
Purge Vol: 5.000 mL Dil. Factor: 1.0000
Method: 8260W_5 Limit Group: VOA - 8260C Water and Solid
Column: Rtx-VMS (0.18 mm) Detector MS SCAN

116 4-Chlorotoluene, CAS: 106-43-4

Processing Results

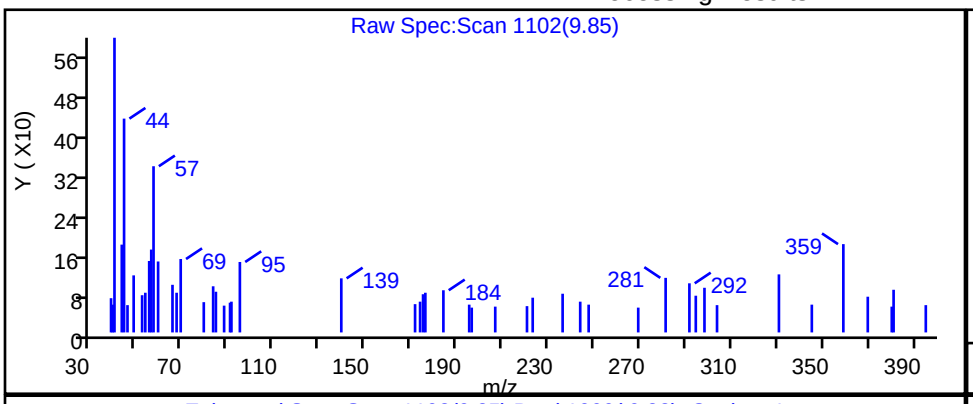

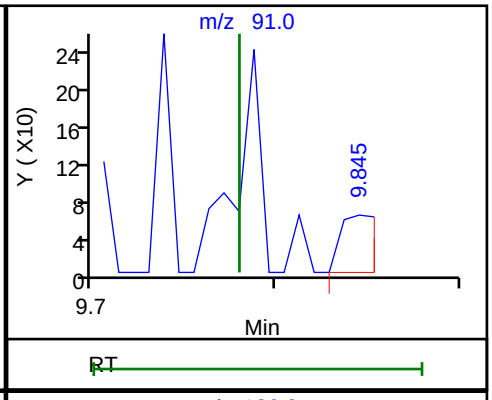

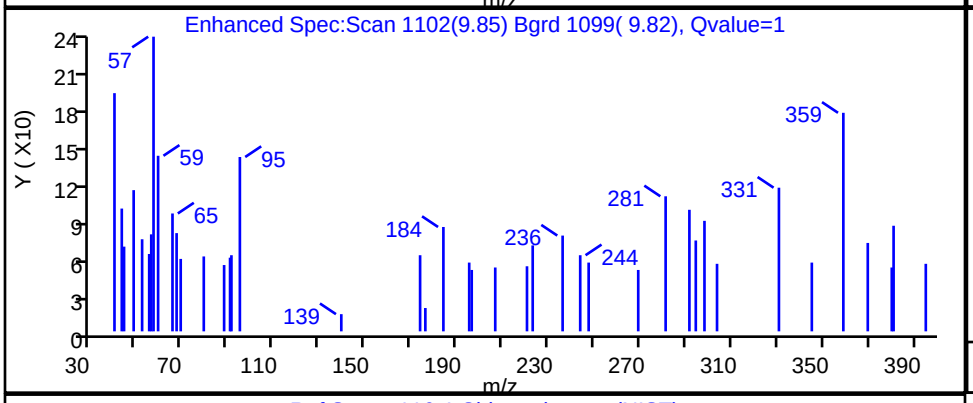

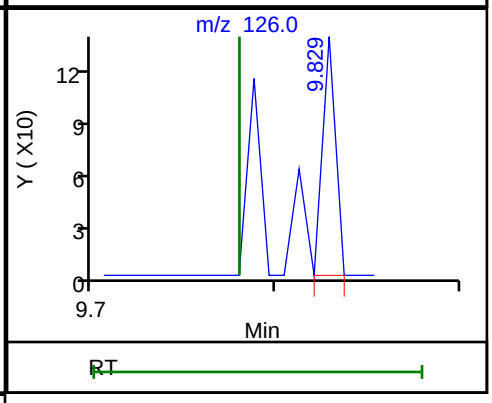

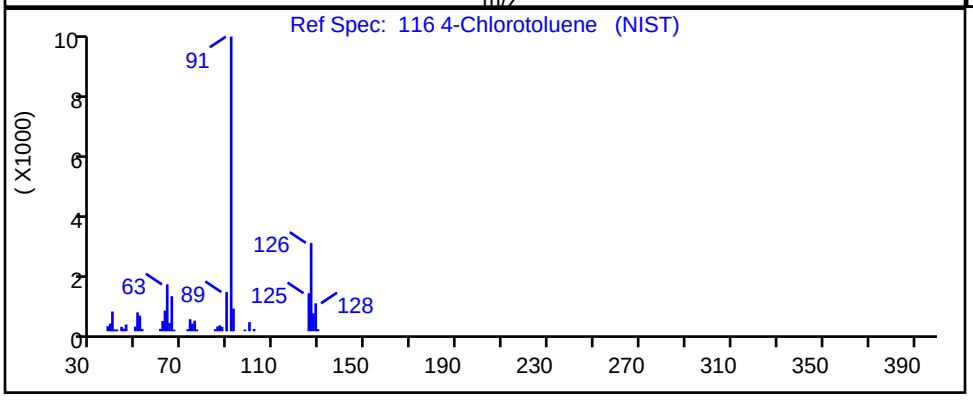

RT	Mass	Response	Amount
9.85	91.00	88	0.021509
9.83	126.00	68	

Reviewer: delpolitov, 03-Oct-2019 10:52:09
Audit Action: Marked Compound Undetected Audit Reason: Invalid Compound ID

User Disabled Compound Report

Eurofins TestAmerica, Edison

Data File: \\chromna\Edison\ChromData\CVOAMS5\20191003-98633.b\E04160.D
Injection Date: 03-Oct-2019 07:15:30 Instrument ID: CVOAMS5
Lims ID: STD7
Client ID:
Operator ID: ALS Bottle#: 2 Worklist Smp#: 3
Purge Vol: 5.000 mL Dil. Factor: 1.0000
Method: 8260W_5 Limit Group: VOA - 8260C Water and Solid
Column: Rtx-VMS (0.18 mm) Detector MS SCAN

112 4-Ethyltoluene, CAS: 622-96-8

Processing Results

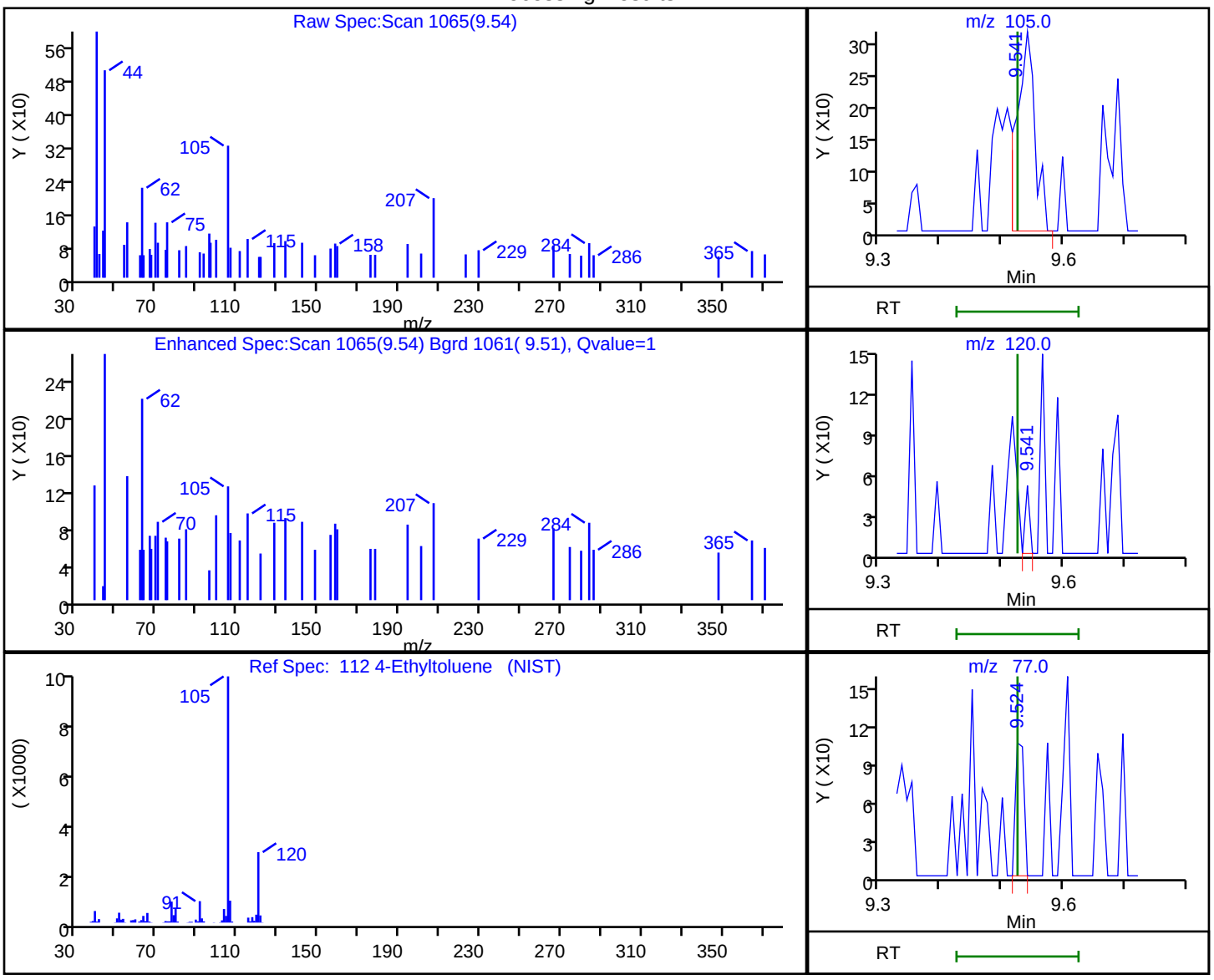

RT	Mass	Response	Amount
9.54	105.00	641	0.135209
9.54	120.00	25	
9.52	77.00	99	

Reviewer: delpolitov, 03-Oct-2019 10:52:09
Audit Action: Marked Compound Undetected Audit Reason: Invalid Compound ID

User Disabled Compound Report

Eurofins TestAmerica, Edison

Data File: \\chromna\Edison\ChromData\CVOAMS5\20191003-98633.b\E04160.D
Injection Date: 03-Oct-2019 07:15:30 Instrument ID: CVOAMS5
Lims ID: STD7
Client ID:
Operator ID: ALS Bottle#: 2 Worklist Smp#: 3
Purge Vol: 5.000 mL Dil. Factor: 1.0000
Method: 8260W_5 Limit Group: VOA - 8260C Water and Solid
Column: Rtx-VMS (0.18 mm) Detector MS SCAN

87 4-Methyl-2-pentanone (MIBK), CAS: 108-10-1

Processing Results

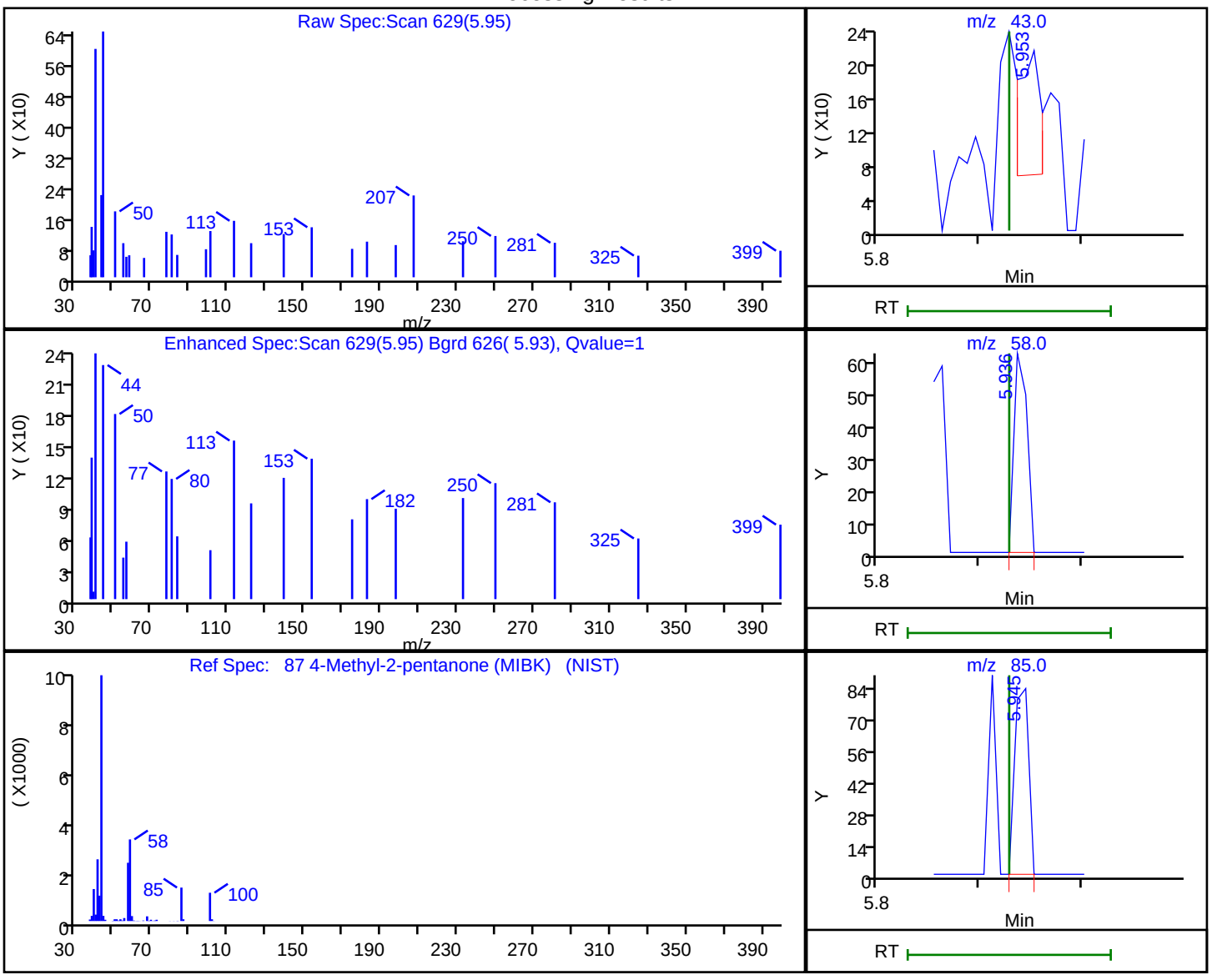

RT	Mass	Response	Amount
5.95	43.00	226	0.120809
5.94	58.00	56	
5.94	85.00	80	
5.96	100.00	169	

Reviewer: delpolitov, 03-Oct-2019 10:51:54
Audit Action: Marked Compound Undetected Audit Reason: Invalid Compound ID

User Disabled Compound Report

Eurofins TestAmerica, Edison

Data File: \\chromna\Edison\ChromData\CVOAMS5\20191003-98633.b\E04160.D
Injection Date: 03-Oct-2019 07:15:30 Instrument ID: CVOAMS5
Lims ID: STD7
Client ID:
Operator ID: ALS Bottle#: 2 Worklist Smp#: 3
Purge Vol: 5.000 mL Dil. Factor: 1.0000
Method: 8260W_5 Limit Group: VOA - 8260C Water and Solid
Column: Rtx-VMS (0.18 mm) Detector MS SCAN

28 Acetone, CAS: 67-64-1

Processing Results

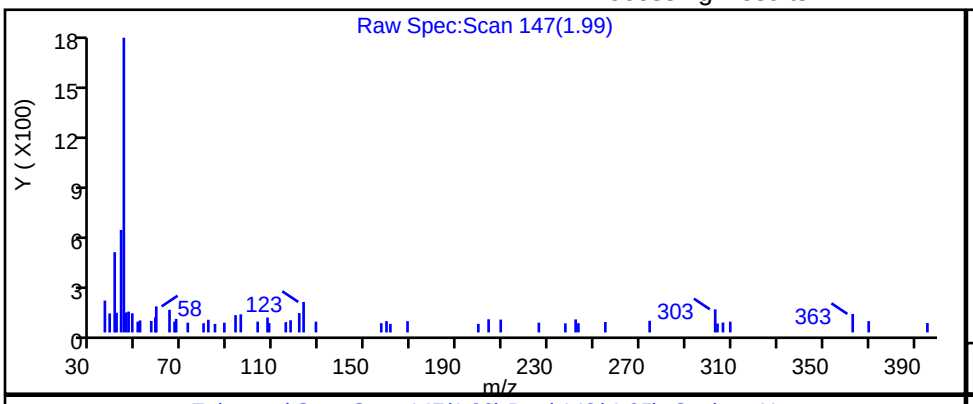

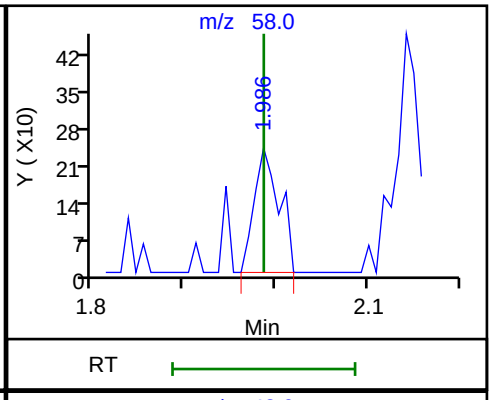

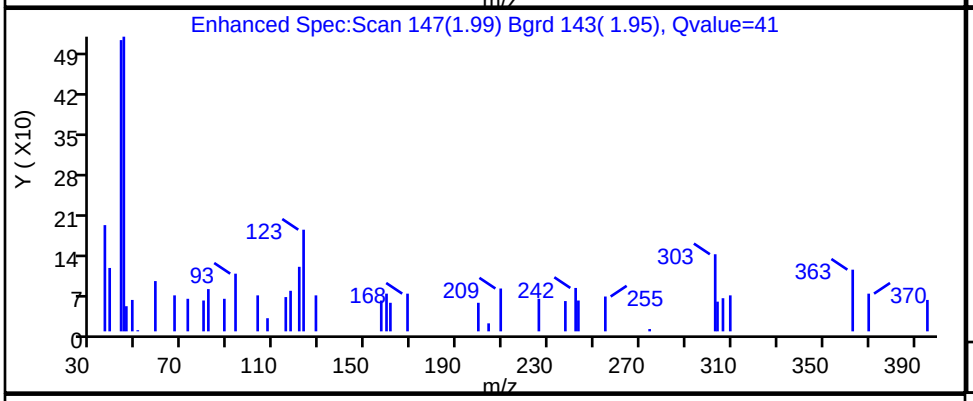

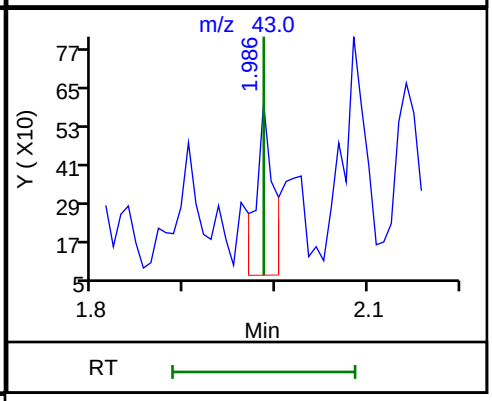

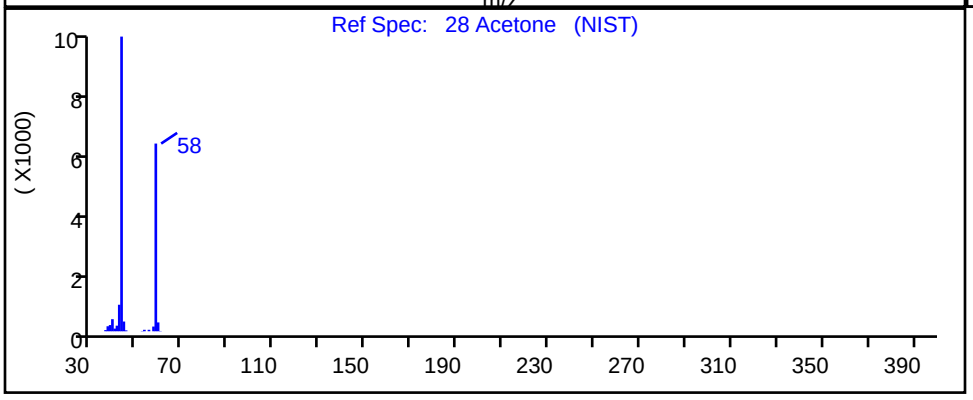

RT	Mass	Response	Amount
1.99	58.00	456	0.026421
1.99	43.00	730	

Reviewer: delpolitov, 03-Oct-2019 10:50:58
Audit Action: Marked Compound Undetected Audit Reason: Invalid Compound ID

User Disabled Compound Report

Eurofins TestAmerica, Edison

Data File: \\chromna\Edison\ChromData\CVOAMS5\20191003-98633.b\E04160.D
Injection Date: 03-Oct-2019 07:15:30 Instrument ID: CVOAMS5
Lims ID: STD7
Client ID:
Operator ID: ALS Bottle#: 2 Worklist Smp#: 3
Purge Vol: 5.000 mL Dil. Factor: 1.0000
Method: 8260W_5 Limit Group: VOA - 8260C Water and Solid
Column: Rtx-VMS (0.18 mm) Detector MS SCAN

35 Acetonitrile, CAS: 75-05-8

Processing Results

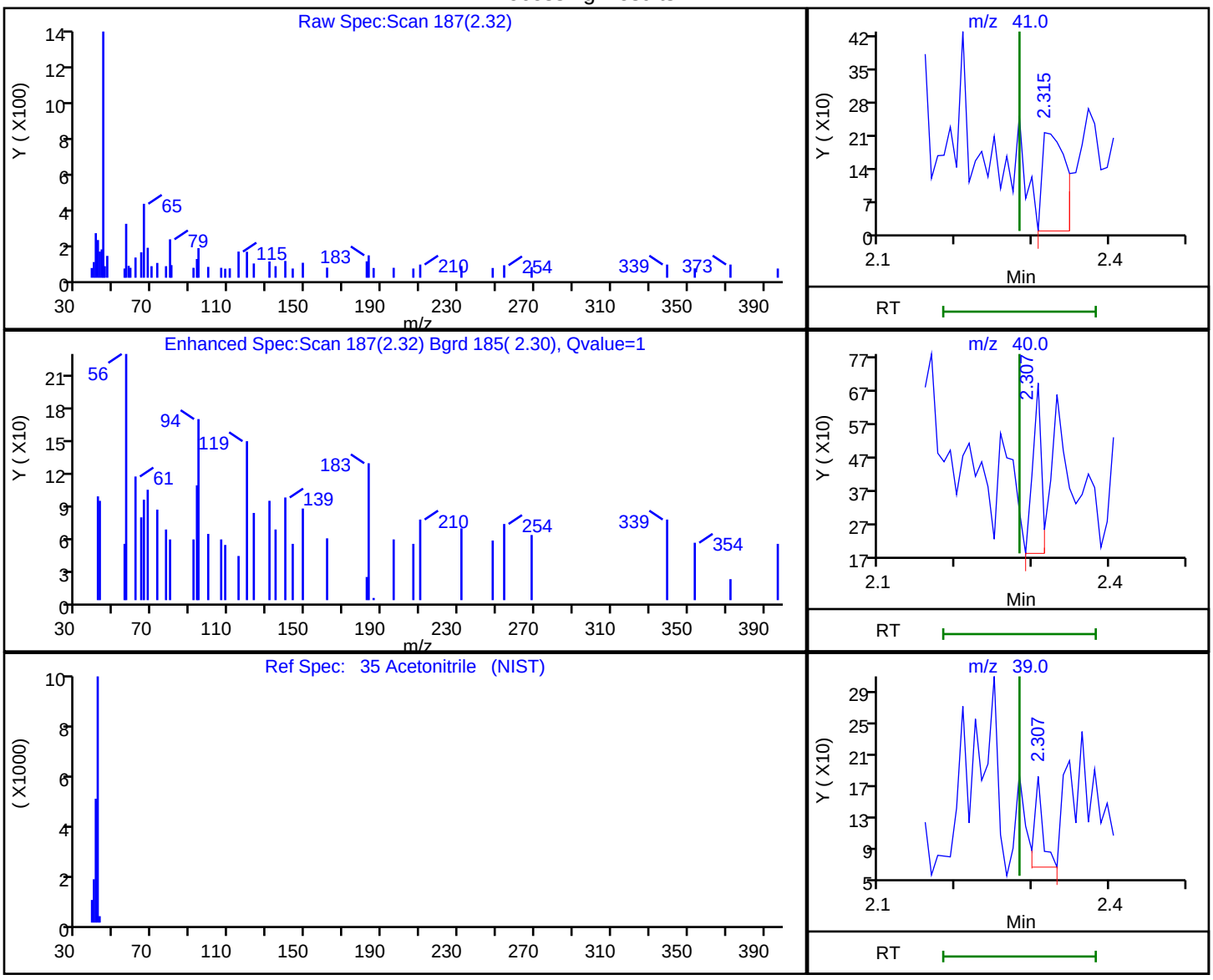

RT	Mass	Response	Amount
2.32	41.00	439	1.652499
2.31	40.00	405	
2.31	39.00	86	
2.31	38.00	236	

Reviewer: delpolitov, 03-Oct-2019 10:51:08
Audit Action: Marked Compound Undetected Audit Reason: Invalid Compound ID

User Disabled Compound Report

Eurofins TestAmerica, Edison

Data File: \\chromna\Edison\ChromData\CVOAMS5\20191003-98633.b\E04160.D
Injection Date: 03-Oct-2019 07:15:30 Instrument ID: CVOAMS5
Lims ID: STD7
Client ID:
Operator ID: ALS Bottle#: 2 Worklist Smp#: 3
Purge Vol: 5.000 mL Dil. Factor: 1.0000
Method: 8260W_5 Limit Group: VOA - 8260C Water and Solid
Column: Rtx-VMS (0.18 mm) Detector MS SCAN

24 Acrolein, CAS: 107-02-8

Processing Results

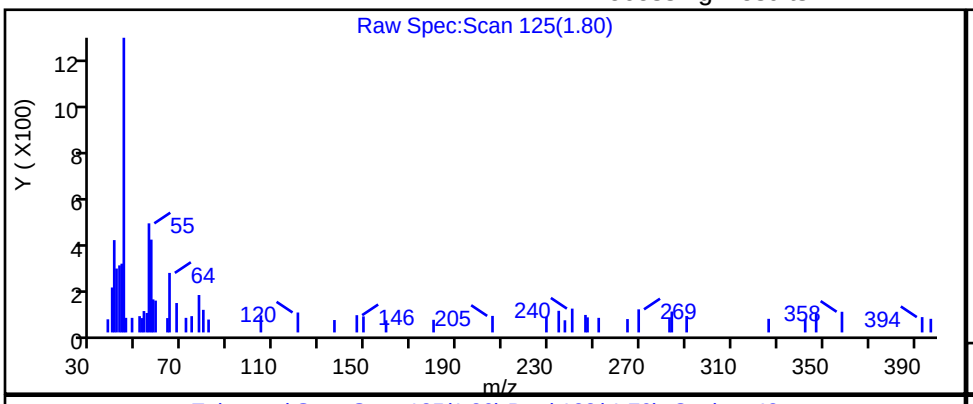

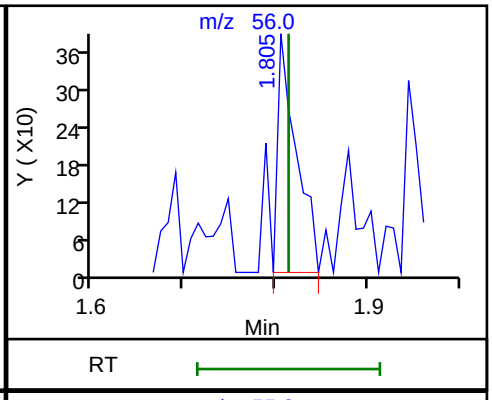

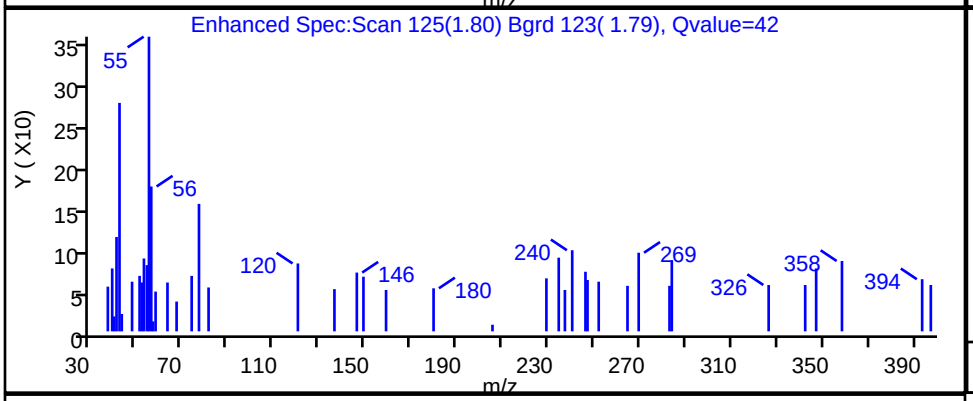

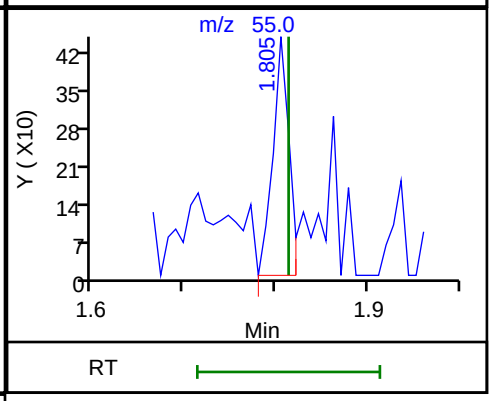

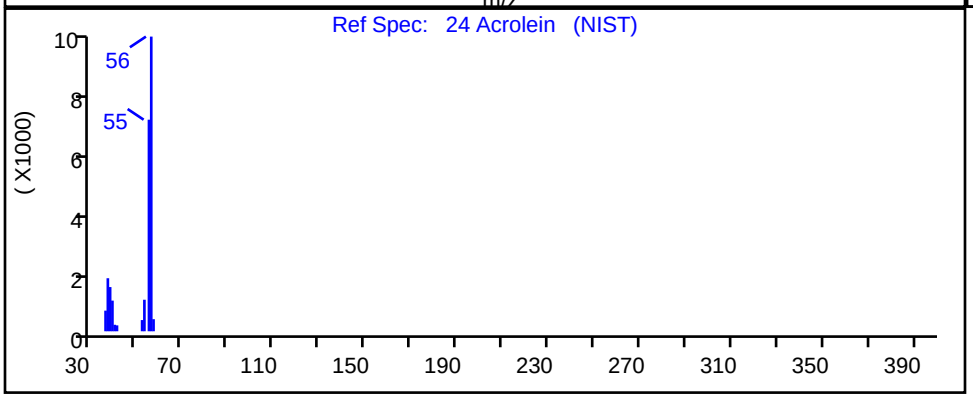

RT	Mass	Response	Amount
1.80	56.00	537	1.240996
1.80	55.00	551	

Reviewer: delpolitov, 03-Oct-2019 10:50:57
Audit Action: Marked Compound Undetected Audit Reason: Invalid Compound ID

User Disabled Compound Report

Eurofins TestAmerica, Edison

Data File: \\chromna\Edison\ChromData\CVOAMS5\20191003-98633.b\E04160.D
Injection Date: 03-Oct-2019 07:15:30 Instrument ID: CVOAMS5
Lims ID: STD7
Client ID:
Operator ID: ALS Bottle#: 2 Worklist Smp#: 3
Purge Vol: 5.000 mL Dil. Factor: 1.0000
Method: 8260W_5 Limit Group: VOA - 8260C Water and Solid
Column: Rtx-VMS (0.18 mm) Detector MS SCAN

106 Amyl acetate (mixed isomers), CAS: 628-63-7

Processing Results

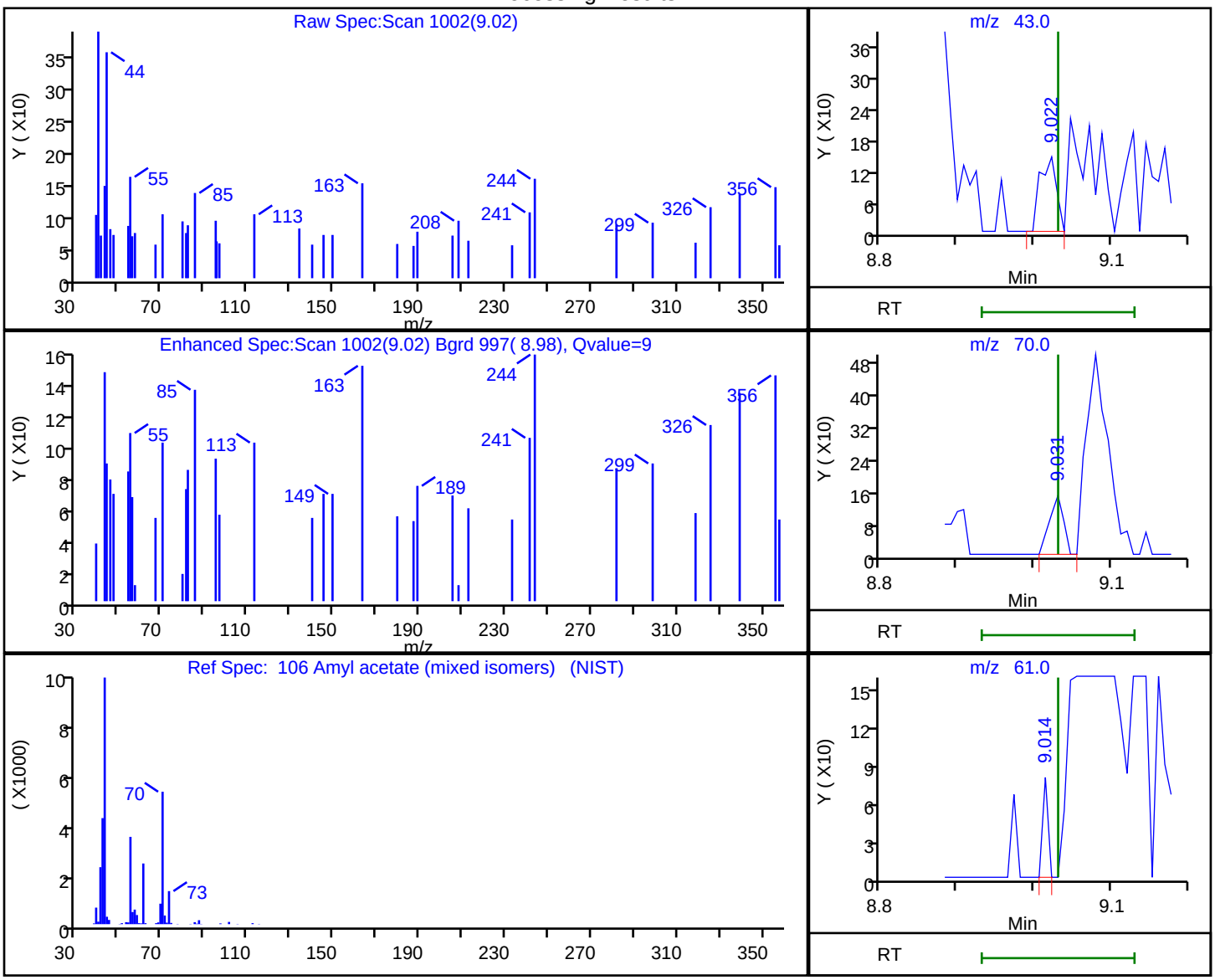

RT	Mass	Response	Amount
9.02	43.00	213	0.083730
9.03	70.00	184	
9.01	61.00	38	

Reviewer: delpolitov, 03-Oct-2019 10:52:08
Audit Action: Marked Compound Undetected Audit Reason: Invalid Compound ID

User Disabled Compound Report

Eurofins TestAmerica, Edison

Data File: \\chromna\Edison\ChromData\CVOAMS5\20191003-98633.b\E04160.D
Injection Date: 03-Oct-2019 07:15:30 Instrument ID: CVOAMS5
Lims ID: STD7
Client ID:
Operator ID: ALS Bottle#: 2 Worklist Smp#: 3
Purge Vol: 5.000 mL Dil. Factor: 1.0000
Method: 8260W_5 Limit Group: VOA - 8260C Water and Solid
Column: Rtx-VMS (0.18 mm) Detector MS SCAN

58 Benzene, CAS: 71-43-2

Processing Results

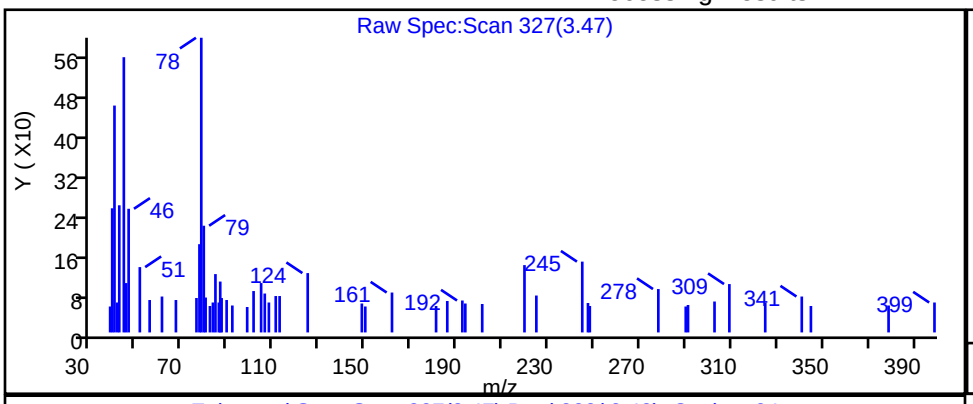

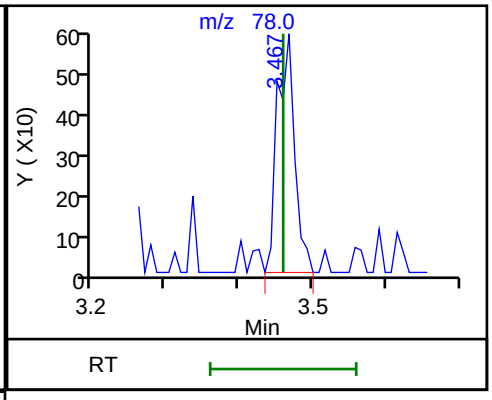

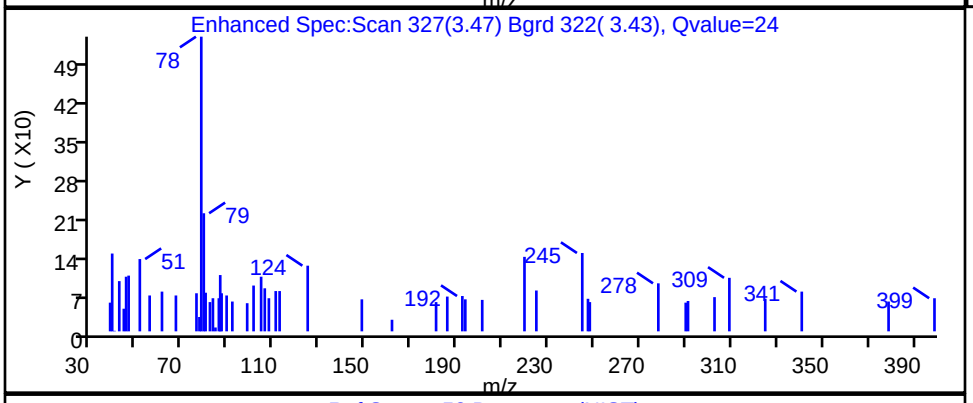

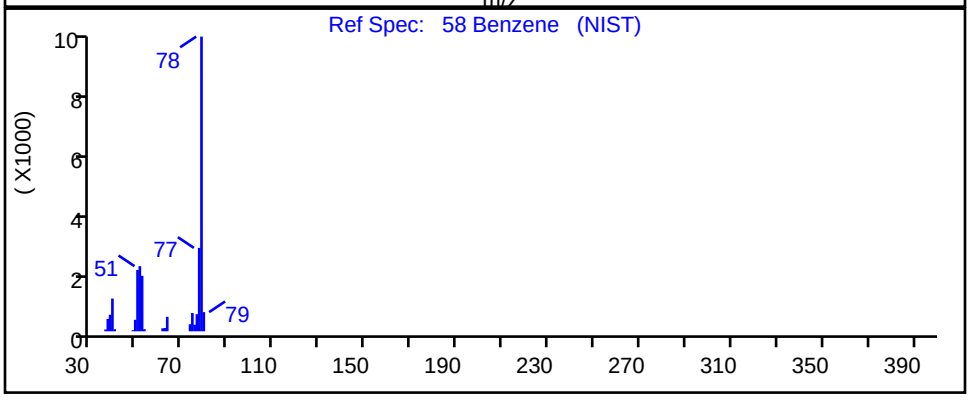

RT	Mass	Response	Amount
3.47	78.00	975	0.093546

Reviewer: delpolitov, 03-Oct-2019 10:51:38
Audit Action: Marked Compound Undetected Audit Reason: Invalid Compound ID

User Disabled Compound Report

Eurofins TestAmerica, Edison

Data File: \\chromna\Edison\ChromData\CVOAMS5\20191003-98633.b\E04160.D
Injection Date: 03-Oct-2019 07:15:30 Instrument ID: CVOAMS5
Lims ID: STD7
Client ID:
Operator ID: ALS Bottle#: 2 Worklist Smp#: 3
Purge Vol: 5.000 mL Dil. Factor: 1.0000
Method: 8260W_5 Limit Group: VOA - 8260C Water and Solid
Column: Rtx-VMS (0.18 mm) Detector MS SCAN

128 Benzyl chloride, CAS: 100-44-7

Processing Results

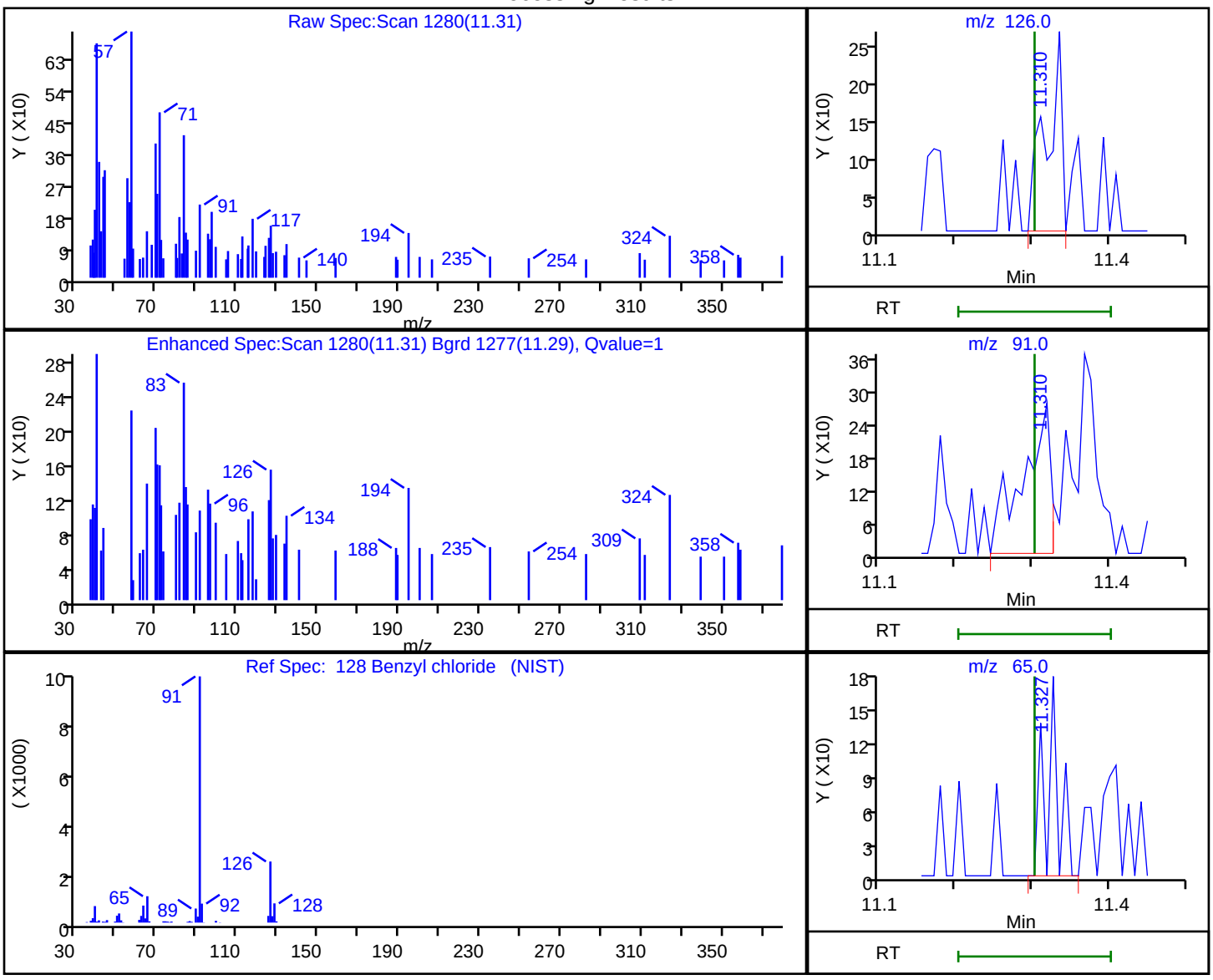

RT	Mass	Response	Amount
11.31	126.00	360	0.453551
11.31	91.00	705	
11.33	65.00	201	

Reviewer: delpolitov, 03-Oct-2019 10:52:10
Audit Action: Marked Compound Undetected Audit Reason: Invalid Compound ID

User Disabled Compound Report

Eurofins TestAmerica, Edison

Data File: \\chromna\Edison\ChromData\CVOAMS5\20191003-98633.b\E04160.D
Injection Date: 03-Oct-2019 07:15:30 Instrument ID: CVOAMS5
Lims ID: STD7
Client ID:
Operator ID: ALS Bottle#: 2 Worklist Smp#: 3
Purge Vol: 5.000 mL Dil. Factor: 1.0000
Method: 8260W_5 Limit Group: VOA - 8260C Water and Solid
Column: Rtx-VMS (0.18 mm) Detector MS SCAN

9 Bromomethane, CAS: 74-83-9

Processing Results

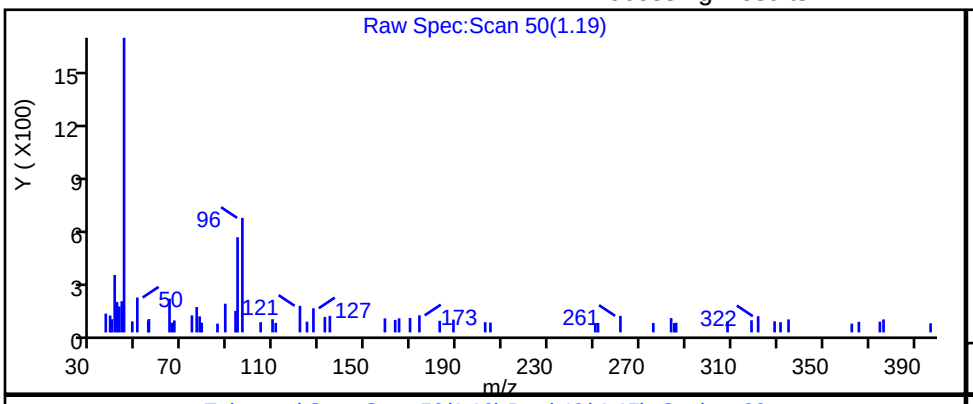

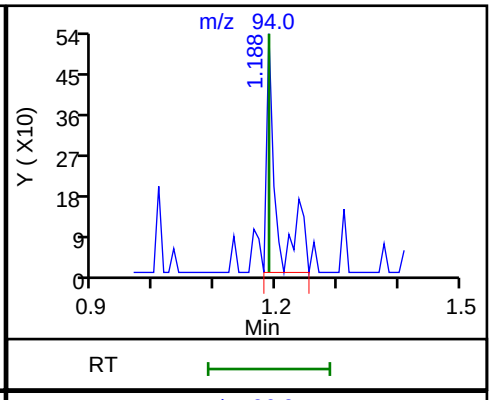

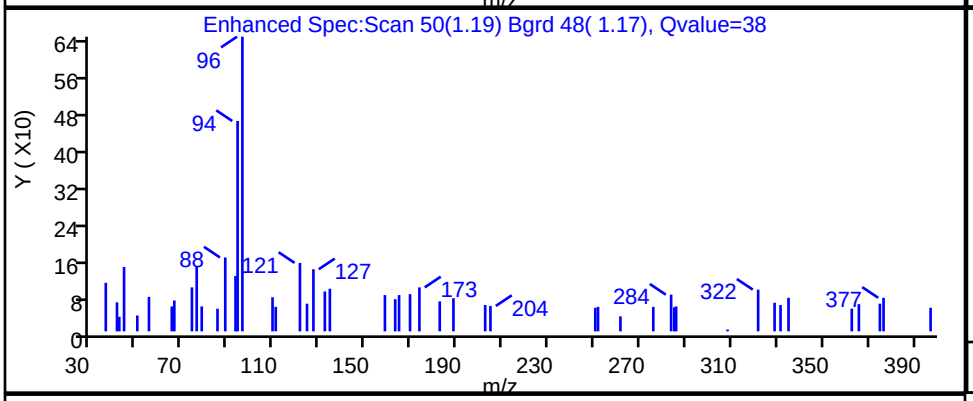

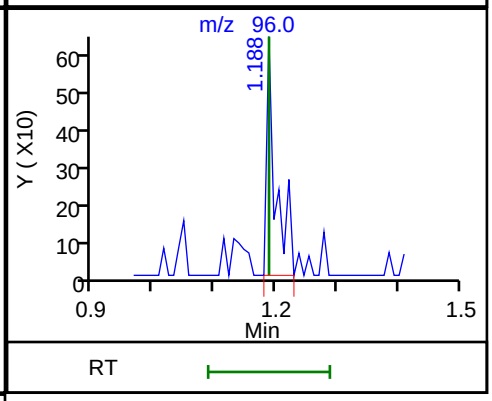

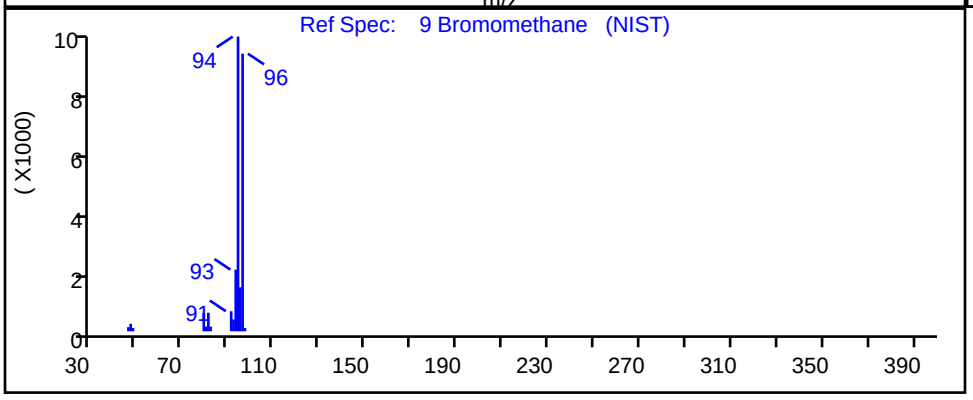

RT	Mass	Response	Amount
1.19	94.00	609	0.277658
1.19	96.00	669	

Reviewer: delpolitov, 03-Oct-2019 10:50:32
Audit Action: Marked Compound Undetected Audit Reason: Invalid Compound ID

User Disabled Compound Report

Eurofins TestAmerica, Edison

Data File: \\chromna\Edison\ChromData\CVOAMS5\20191003-98633.b\E04160.D
Injection Date: 03-Oct-2019 07:15:30 Instrument ID: CVOAMS5
Lims ID: STD7
Client ID:
Operator ID: ALS Bottle#: 2 Worklist Smp#: 3
Purge Vol: 5.000 mL Dil. Factor: 1.0000
Method: 8260W_5 Limit Group: VOA - 8260C Water and Solid
Column: Rtx-VMS (0.18 mm) Detector MS SCAN

118 Butyl Methacrylate, CAS: 97-88-1

Processing Results

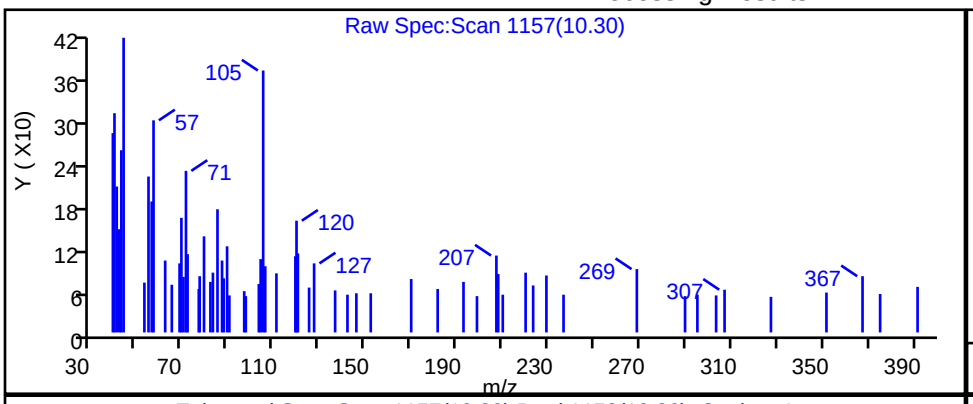

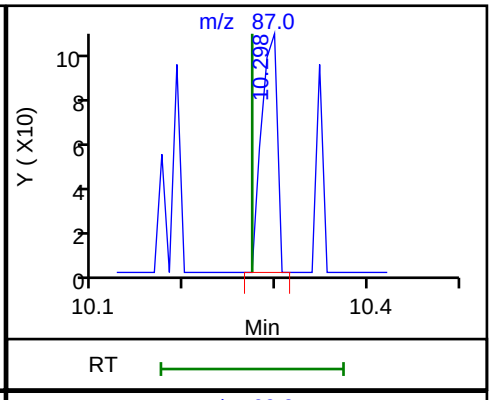

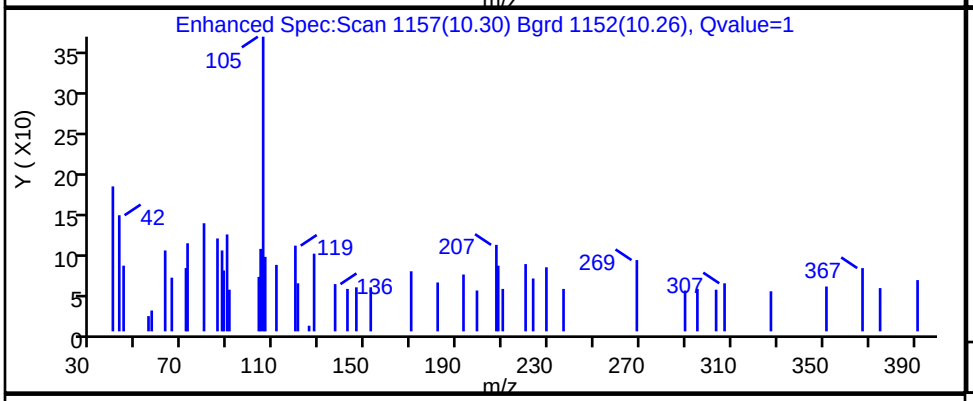

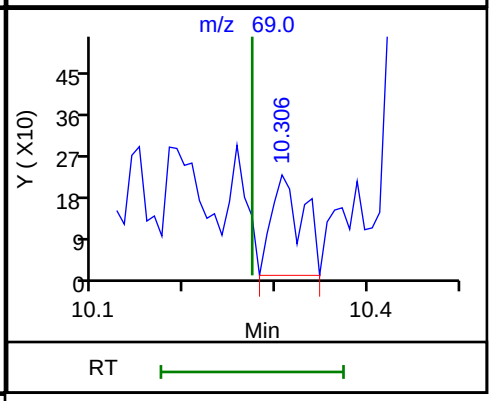

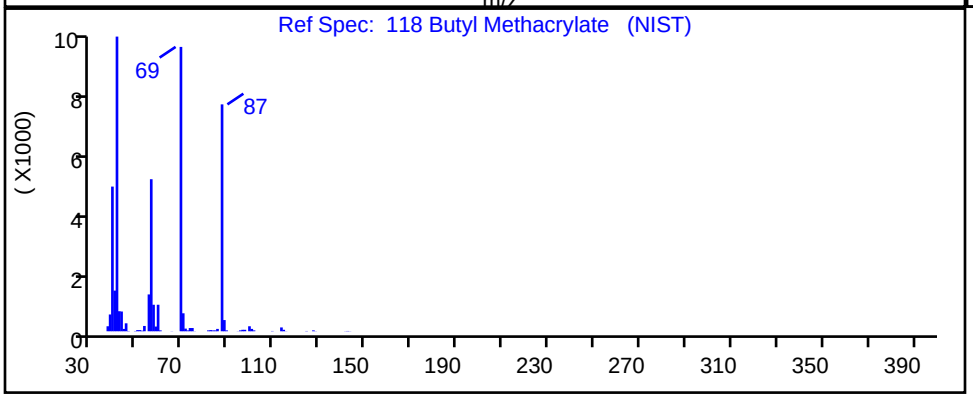

RT	Mass	Response	Amount
10.30	87.00	121	0.053875
10.31	69.00	520	

Reviewer: delpolitov, 03-Oct-2019 10:52:09
Audit Action: Marked Compound Undetected Audit Reason: Invalid Compound ID

User Disabled Compound Report

Eurofins TestAmerica, Edison

Data File: \\chromna\Edison\ChromData\CVOAMS5\20191003-98633.b\E04160.D
Injection Date: 03-Oct-2019 07:15:30 Instrument ID: CVOAMS5
Lims ID: STD7
Client ID:
Operator ID: ALS Bottle#: 2 Worklist Smp#: 3
Purge Vol: 5.000 mL Dil. Factor: 1.0000
Method: 8260W_5 Limit Group: VOA - 8260C Water and Solid
Column: Rtx-VMS (0.18 mm) Detector MS SCAN

47 Carbon tetrachloride, CAS: 56-23-5

Processing Results

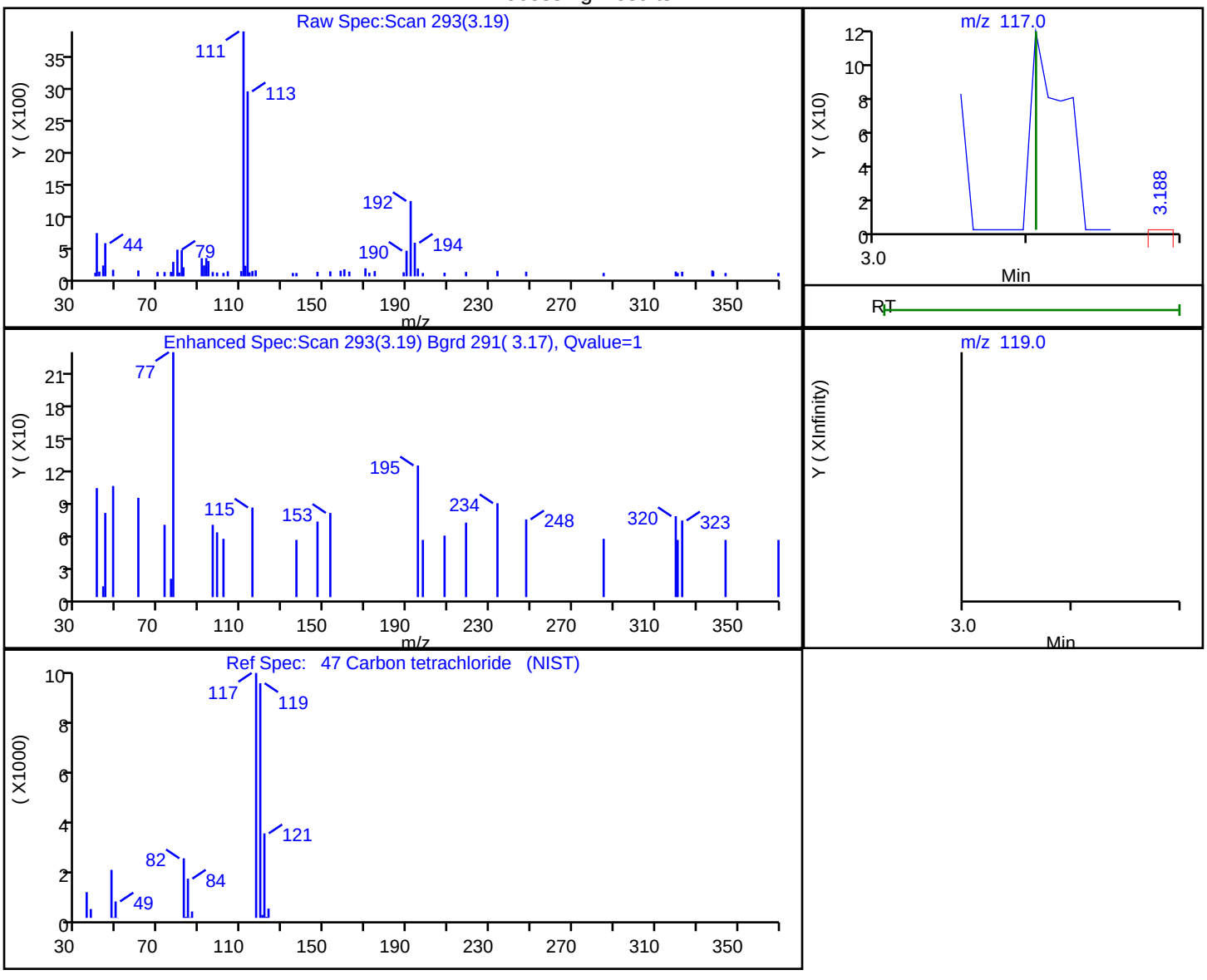

RT	Mass	Response	Amount
3.19	117.00	46	0.016049
3.20	119.00	79	

Reviewer: delpolitov, 03-Oct-2019 10:51:26
Audit Action: Marked Compound Undetected Audit Reason: Invalid Compound ID

User Disabled Compound Report

Eurofins TestAmerica, Edison

Data File: \\chromna\Edison\ChromData\CVOAMS5\20191003-98633.b\E04160.D
Injection Date: 03-Oct-2019 07:15:30 Instrument ID: CVOAMS5
Lims ID: STD7
Client ID:
Operator ID: ALS Bottle#: 2 Worklist Smp#: 3
Purge Vol: 5.000 mL Dil. Factor: 1.0000
Method: 8260W_5 Limit Group: VOA - 8260C Water and Solid
Column: Rtx-VMS (0.18 mm) Detector MS SCAN

97 Chlorobenzene, CAS: 108-90-7

Processing Results

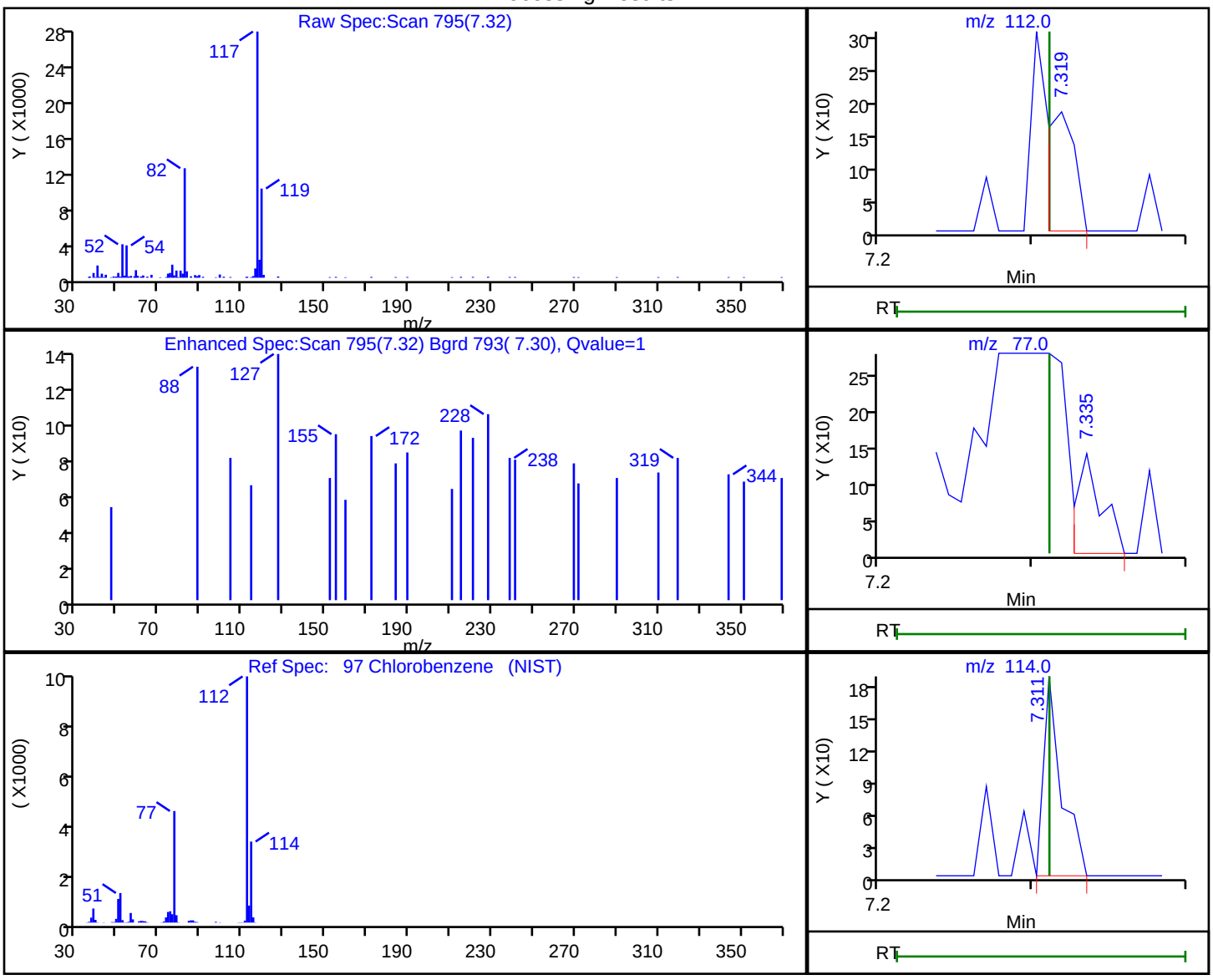

RT	Mass	Response	Amount
7.32	112.00	235	0.037557
7.34	77.00	157	
7.31	114.00	151	

Reviewer: delpolitov, 03-Oct-2019 10:52:00
Audit Action: Marked Compound Undetected Audit Reason: Invalid Compound ID

User Disabled Compound Report

Eurofins TestAmerica, Edison

Data File: \\chromna\Edison\ChromData\CVOAMS5\20191003-98633.b\E04160.D
Injection Date: 03-Oct-2019 07:15:30 Instrument ID: CVOAMS5
Lims ID: STD7
Client ID:
Operator ID: ALS Bottle#: 2 Worklist Smp#: 3
Purge Vol: 5.000 mL Dil. Factor: 1.0000
Method: 8260W_5 Limit Group: VOA - 8260C Water and Solid
Column: Rtx-VMS (0.18 mm) Detector MS SCAN

10 Chloroethane, CAS: 75-00-3

Processing Results

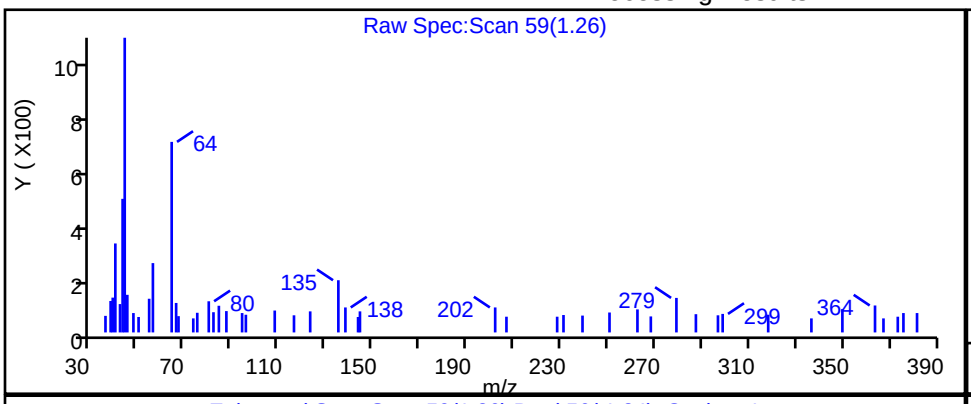

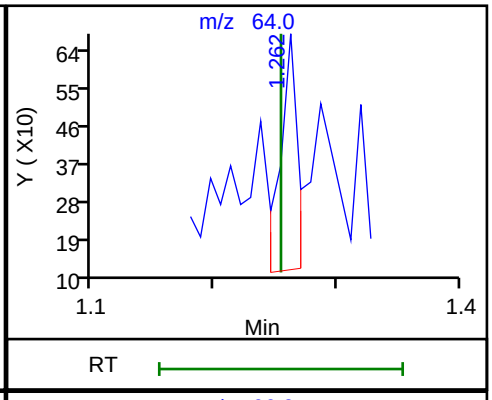

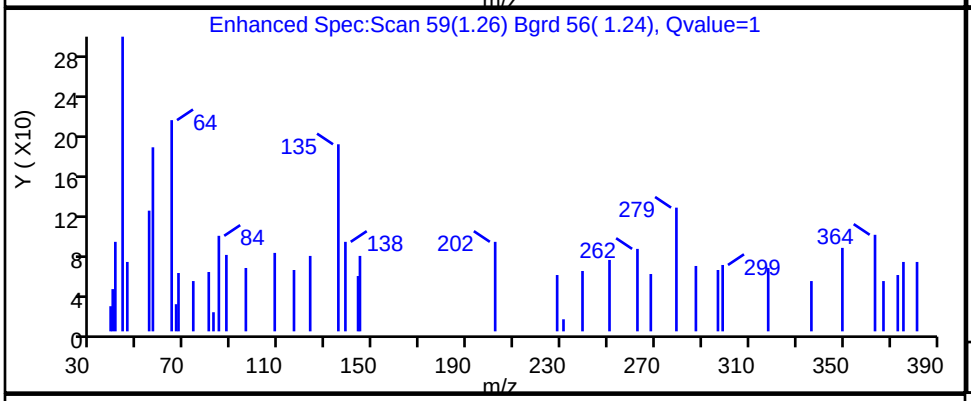

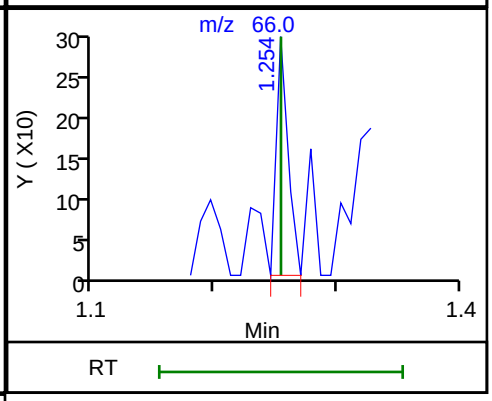

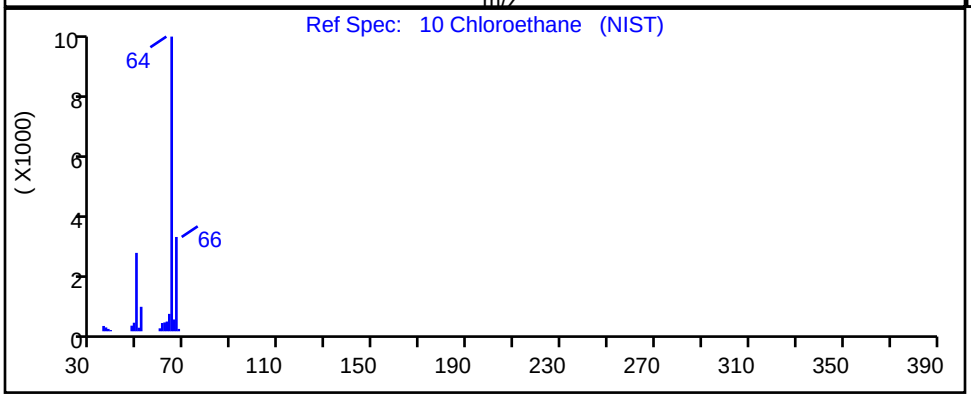

RT	Mass	Response	Amount
1.26	64.00	571	0.300125
1.25	66.00	200	

Reviewer: delpolitov, 03-Oct-2019 10:50:42
Audit Action: Marked Compound Undetected Audit Reason: Invalid Compound ID

User Disabled Compound Report

Eurofins TestAmerica, Edison

Data File:	\\chromna\Edison\ChromData\CVOAMS5\20191003-98633.b\E04160.D				
Injection Date:	03-Oct-2019 07:15:30	Instrument ID:	CVOAMS5		
Lims ID:	STD7				
Client ID:					
Operator ID:		ALS Bottle#:	2	Worklist Smp#:	3
Purge Vol:	5.000 mL	Dil. Factor:	1.0000		
Method:	8260W_5	Limit Group:	VOA - 8260C Water and Solid		
Column:	Rtx-VMS (0.18 mm)	Detector	MS SCAN		

46 Chloroform, CAS: 67-66-3

Processing Results

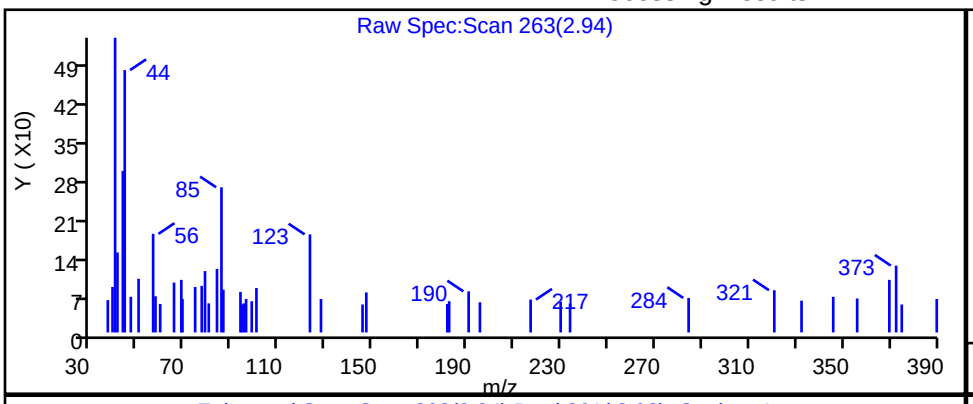

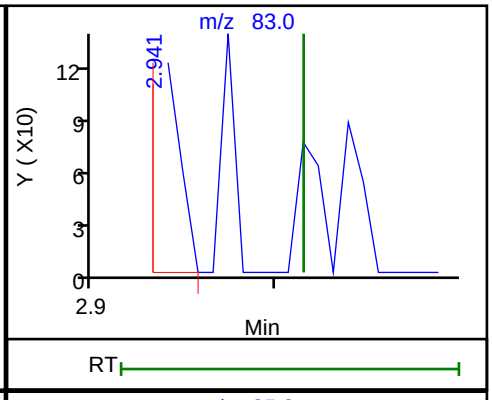

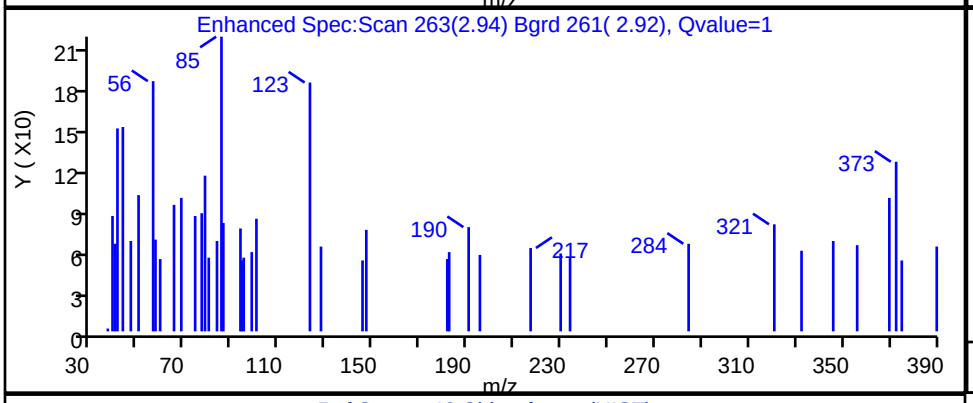

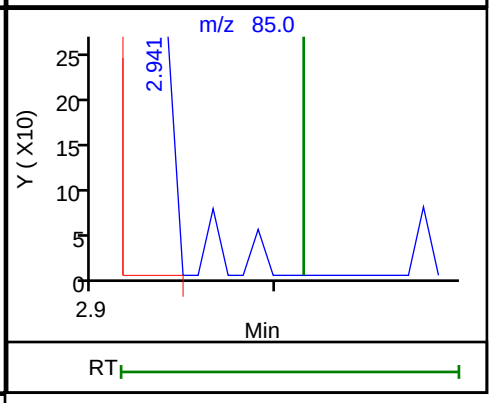

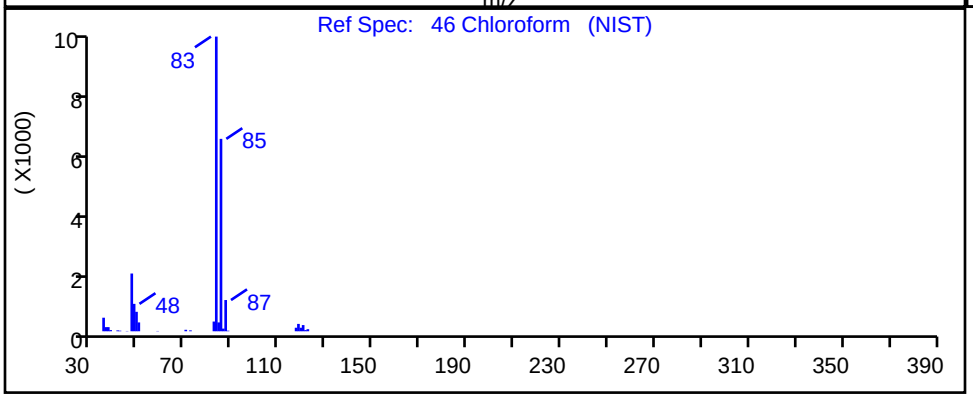

RT	Mass	Response	Amount
2.94	83.00	84	0.018735
2.94	85.00	224	

Reviewer: delpolitov, 03-Oct-2019 10:51:26

Audit Action: Marked Compound Undetected Audit Reason: Invalid Compound ID

User Disabled Compound Report

Eurofins TestAmerica, Edison

Data File: \\chromna\Edison\ChromData\CVOAMS5\20191003-98633.b\E04160.D
Injection Date: 03-Oct-2019 07:15:30 Instrument ID: CVOAMS5
Lims ID: STD7
Client ID:
Operator ID: ALS Bottle#: 2 Worklist Smp#: 3
Purge Vol: 5.000 mL Dil. Factor: 1.0000
Method: 8260W_5 Limit Group: VOA - 8260C Water and Solid
Column: Rtx-VMS (0.18 mm) Detector MS SCAN

6 Chloromethane, CAS: 74-87-3

Processing Results

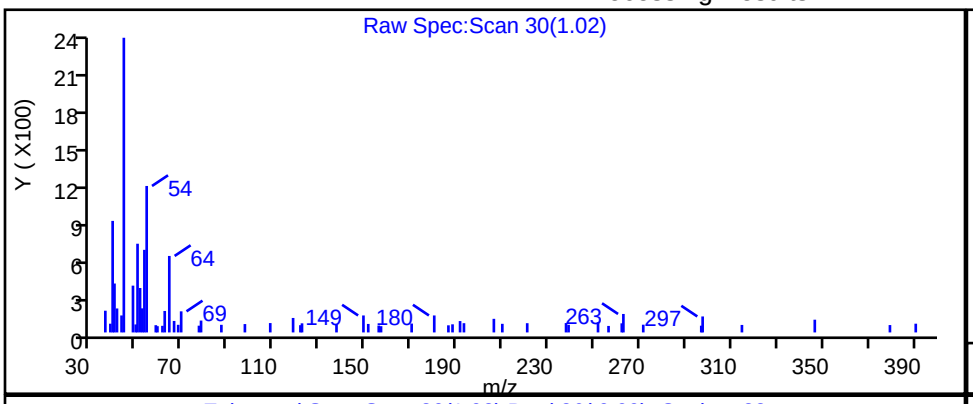

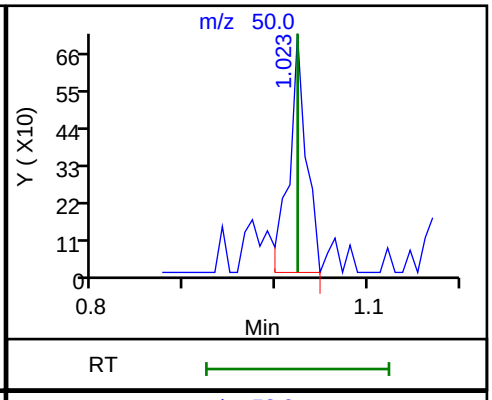

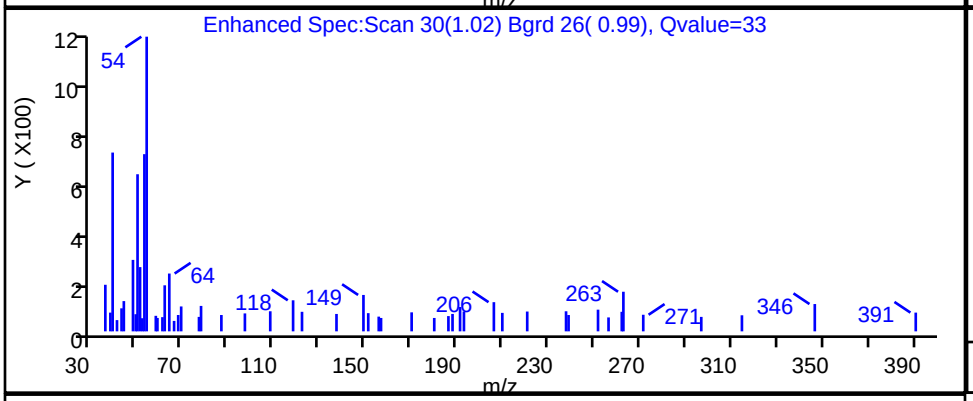

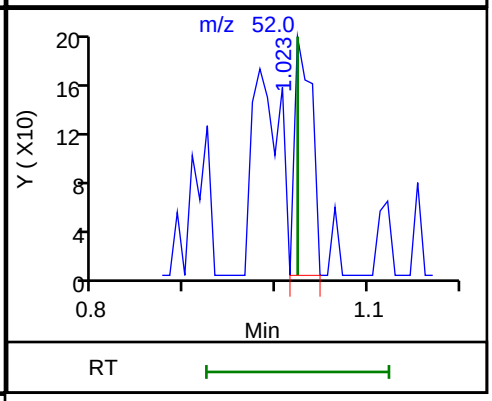

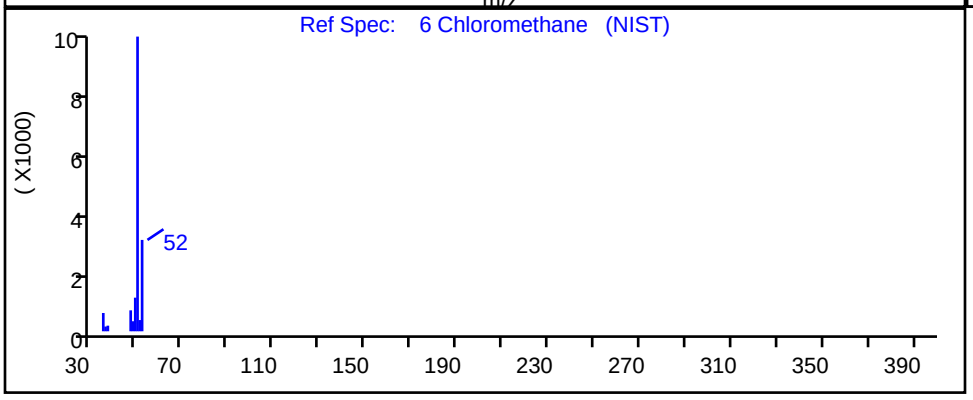

RT	Mass	Response	Amount
1.02	50.00	920	0.229880
1.02	52.00	250	

Reviewer: delpolitov, 03-Oct-2019 10:50:29
Audit Action: Marked Compound Undetected Audit Reason: Invalid Compound ID

User Disabled Compound Report

Eurofins TestAmerica, Edison

Data File: \\chromna\Edison\ChromData\CVOAMS5\20191003-98633.b\E04160.D
Injection Date: 03-Oct-2019 07:15:30 Instrument ID: CVOAMS5
Lims ID: STD7
Client ID:
Operator ID: ALS Bottle#: 2 Worklist Smp#: 3
Purge Vol: 5.000 mL Dil. Factor: 1.0000
Method: 8260W_5 Limit Group: VOA - 8260C Water and Solid
Column: Rtx-VMS (0.18 mm) Detector MS SCAN

23 Cyclopentene, CAS: 142-29-0

Processing Results

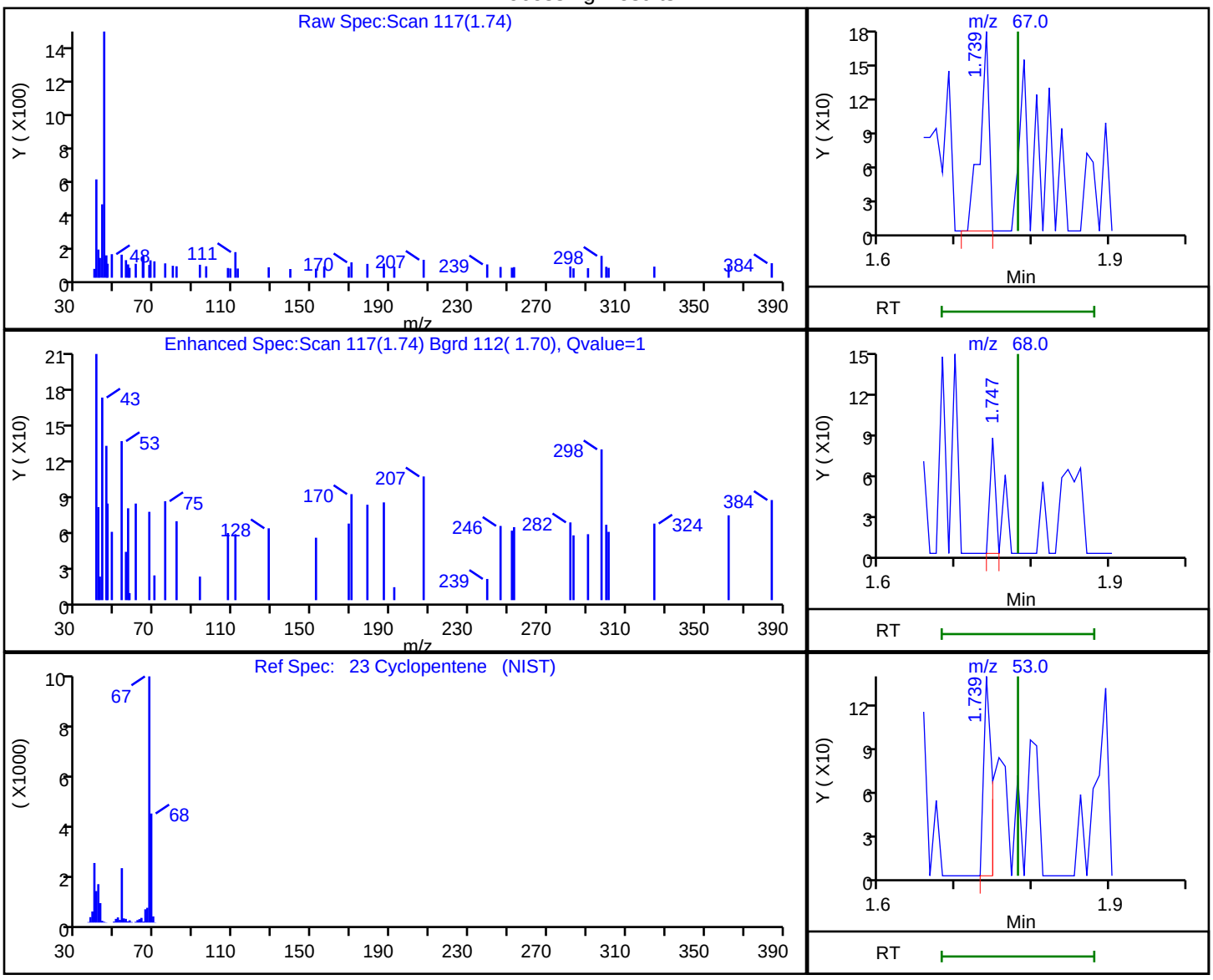

RT	Mass	Response	Amount
1.74	67.00	146	0.025277
1.75	68.00	41	
1.74	53.00	98	

Reviewer: delpolitov, 03-Oct-2019 10:50:57
Audit Action: Marked Compound Undetected Audit Reason: Invalid Compound ID

User Disabled Compound Report

Eurofins TestAmerica, Edison

Data File: \\chromna\Edison\ChromData\CVOAMS5\20191003-98633.b\E04160.D
Injection Date: 03-Oct-2019 07:15:30 Instrument ID: CVOAMS5
Lims ID: STD7
Client ID:
Operator ID: ALS Bottle#: 2 Worklist Smp#: 3
Purge Vol: 5.000 mL Dil. Factor: 1.0000
Method: 8260W_5 Limit Group: VOA - 8260C Water and Solid
Column: Rtx-VMS (0.18 mm) Detector MS SCAN

3 Dichlorodifluoromethane, CAS: 75-71-8

Processing Results

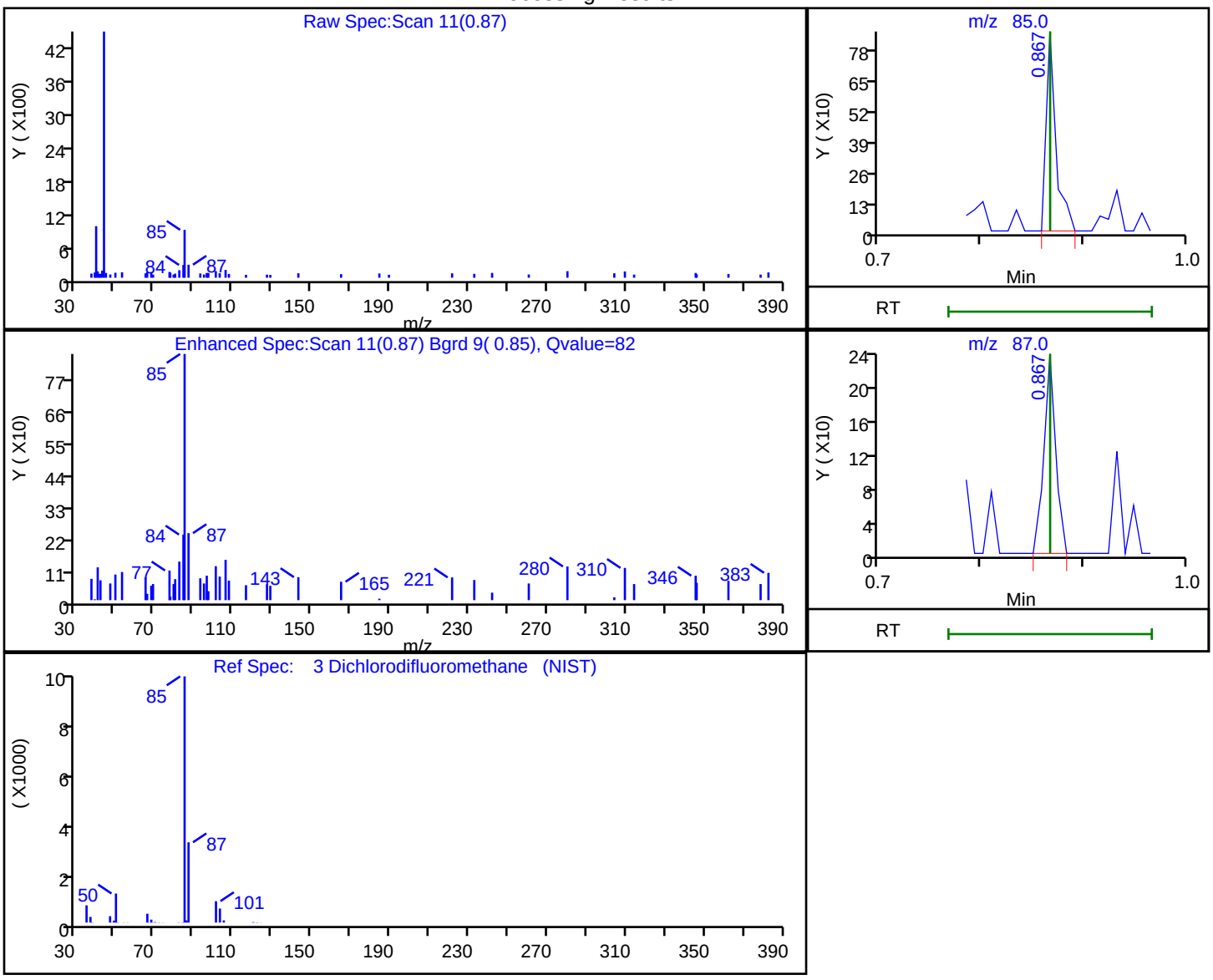

RT	Mass	Response	Amount
0.87	85.00	570	0.188438
0.87	87.00	188	

Reviewer: delpolitov, 03-Oct-2019 10:50:19
Audit Action: Marked Compound Undetected Audit Reason: Invalid Compound ID

User Disabled Compound Report

Eurofins TestAmerica, Edison

Data File: \\chromna\Edison\ChromData\CVOAMS5\20191003-98633.b\E04160.D
Injection Date: 03-Oct-2019 07:15:30 Instrument ID: CVOAMS5
Lims ID: STD7
Client ID:
Operator ID: ALS Bottle#: 2 Worklist Smp#: 3
Purge Vol: 5.000 mL Dil. Factor: 1.0000
Method: 8260W_5 Limit Group: VOA - 8260C Water and Solid
Column: Rtx-VMS (0.18 mm) Detector MS SCAN

13 Dichlorofluoromethane, CAS: 75-43-4

Processing Results

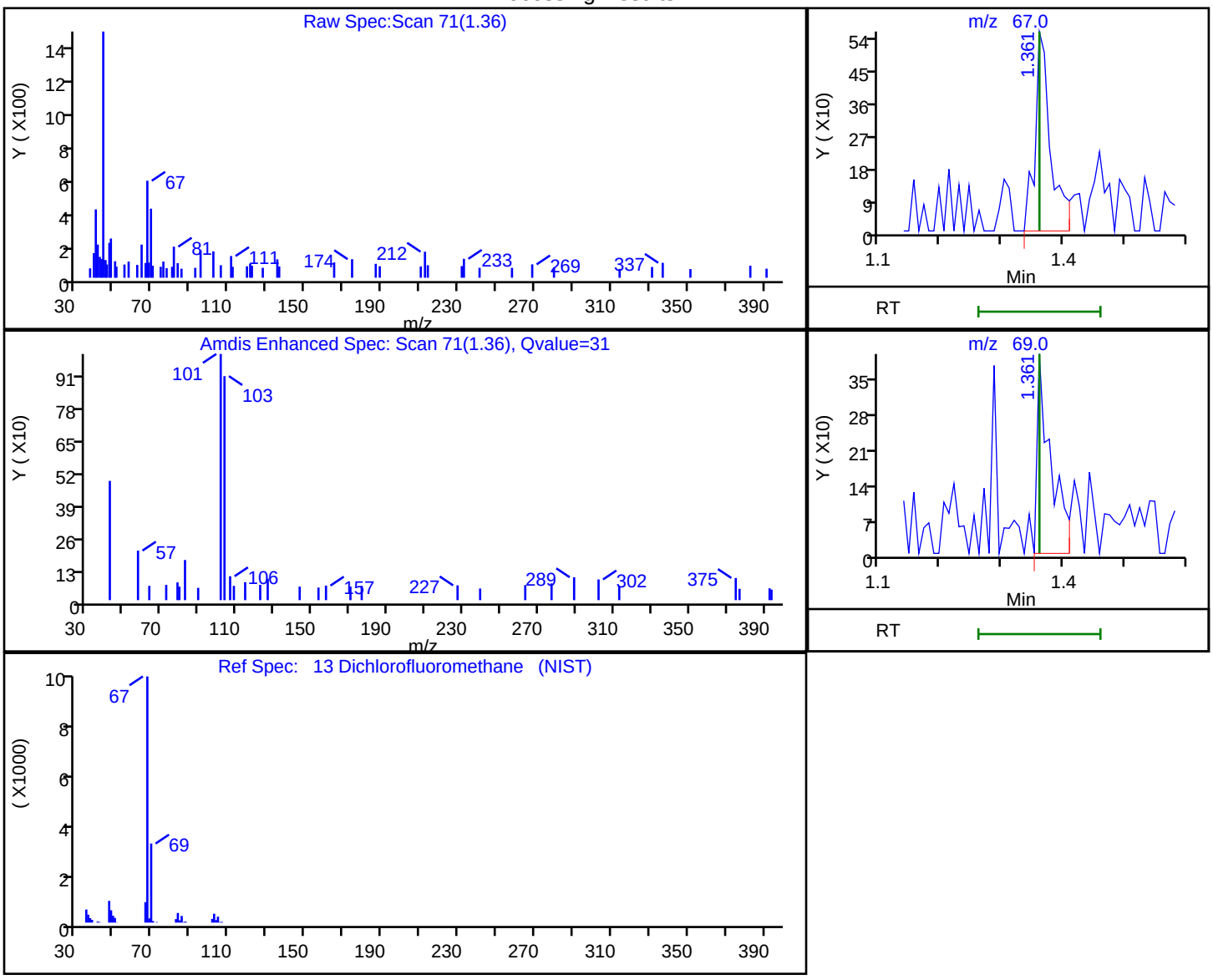

RT	Mass	Response	Amount
1.36	67.00	994	0.256885
1.36	69.00	621	

Reviewer: delpolitov, 03-Oct-2019 10:50:43
Audit Action: Marked Compound Undetected Audit Reason: Invalid Compound ID

User Disabled Compound Report

Eurofins TestAmerica, Edison

Data File: \\chromna\Edison\ChromData\CVOAMS5\20191003-98633.b\E04160.D
Injection Date: 03-Oct-2019 07:15:30 Instrument ID: CVOAMS5
Lims ID: STD7
Client ID:
Operator ID: ALS Bottle#: 2 Worklist Smp#: 3
Purge Vol: 5.000 mL Dil. Factor: 1.0000
Method: 8260W_5 Limit Group: VOA - 8260C Water and Solid
Column: Rtx-VMS (0.18 mm) Detector MS SCAN

16 Ethanol, CAS: 64-17-5

Processing Results

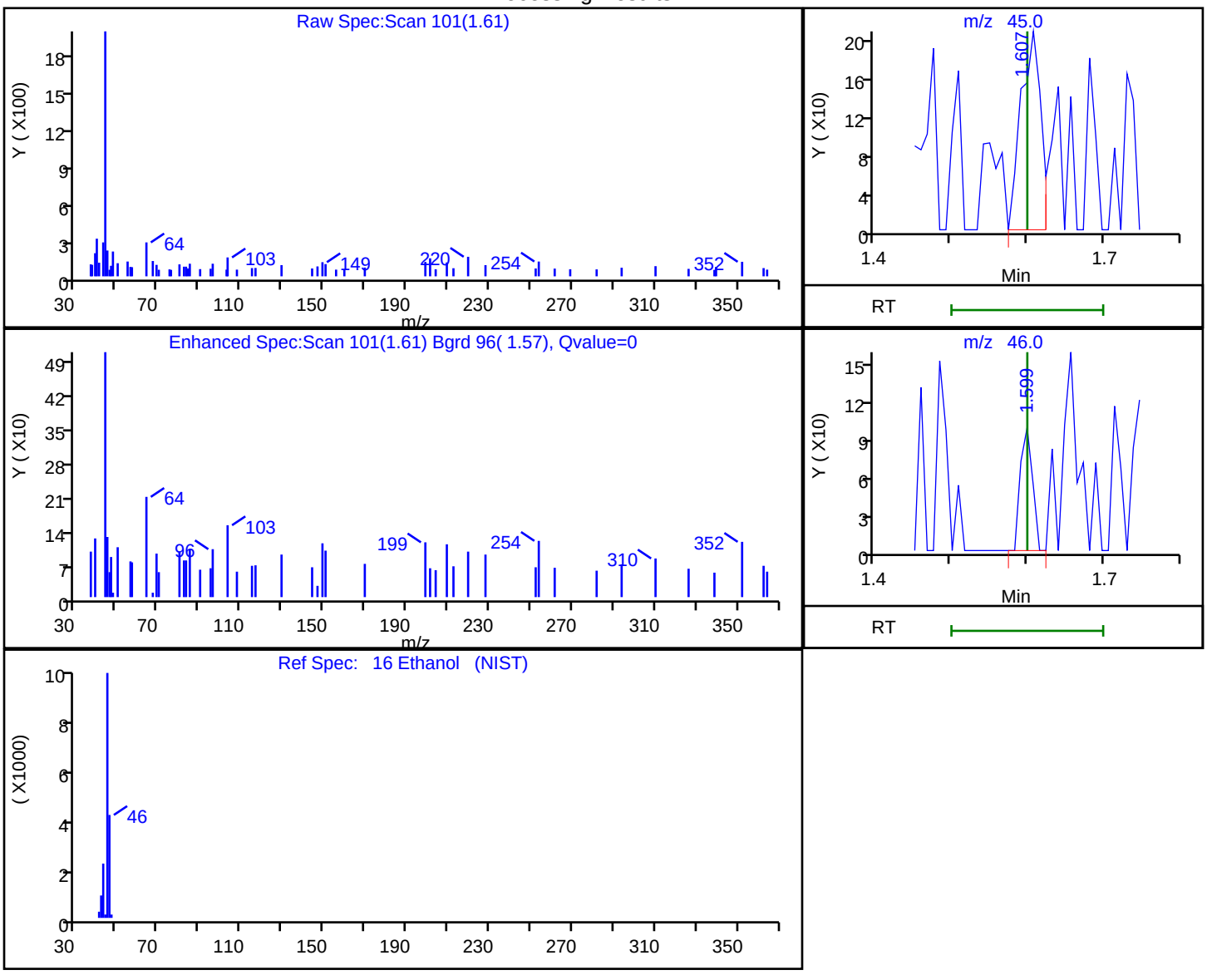

RT	Mass	Response	Amount
1.61	45.00	368	36.236664
1.60	46.00	109	

Reviewer: delpolitov, 03-Oct-2019 10:50:46
Audit Action: Marked Compound Undetected Audit Reason: Invalid Compound ID

User Disabled Compound Report

Eurofins TestAmerica, Edison

Data File: \\chromna\Edison\ChromData\CVOAMS5\20191003-98633.b\E04160.D
Injection Date: 03-Oct-2019 07:15:30 Instrument ID: CVOAMS5
Lims ID: STD7
Client ID:
Operator ID: ALS Bottle#: 2 Worklist Smp#: 3
Purge Vol: 5.000 mL Dil. Factor: 1.0000
Method: 8260W_5 Limit Group: VOA - 8260C Water and Solid
Column: Rtx-VMS (0.18 mm) Detector MS SCAN

49 Ethyl acetate, CAS: 141-78-6

Processing Results

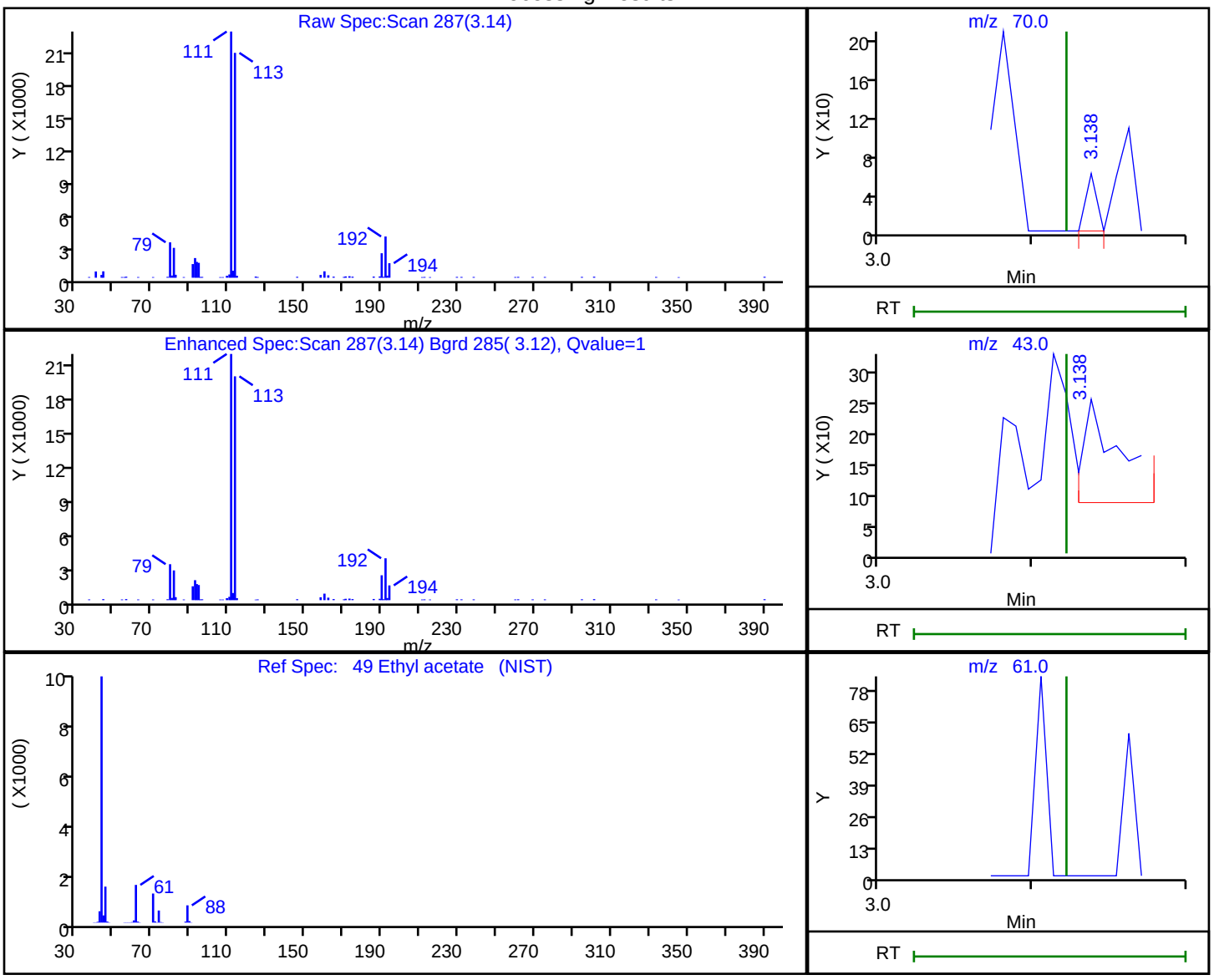

RT	Mass	Response	Amount
3.14	70.00	29	0.109566
3.14	43.00	266	
3.12	61.00	0	

Reviewer: delpolitov, 03-Oct-2019 10:51:26
Audit Action: Marked Compound Undetected Audit Reason: Invalid Compound ID

User Disabled Compound Report

Eurofins TestAmerica, Edison

Data File: \\chromna\Edison\ChromData\CVOAMS5\20191003-98633.b\E04160.D
Injection Date: 03-Oct-2019 07:15:30 Instrument ID: CVOAMS5
Lims ID: STD7
Client ID:
Operator ID: ALS Bottle#: 2 Worklist Smp#: 3
Purge Vol: 5.000 mL Dil. Factor: 1.0000
Method: 8260W_5 Limit Group: VOA - 8260C Water and Solid
Column: Rtx-VMS (0.18 mm) Detector MS SCAN

98 Ethylbenzene, CAS: 100-41-4

Processing Results

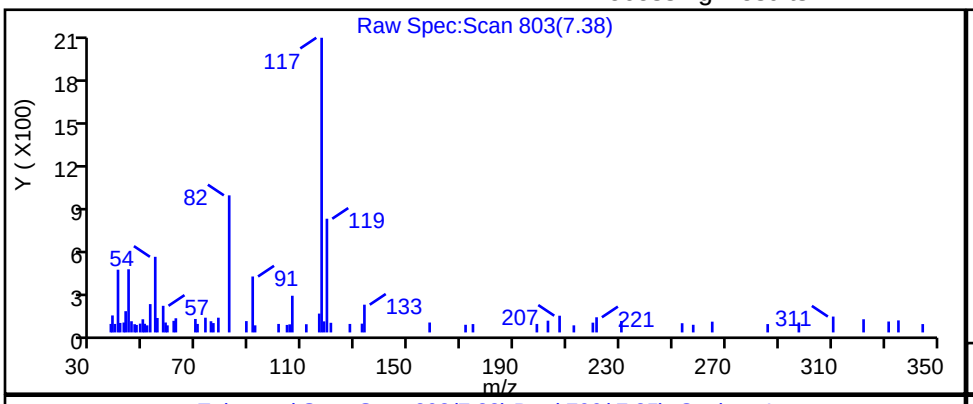

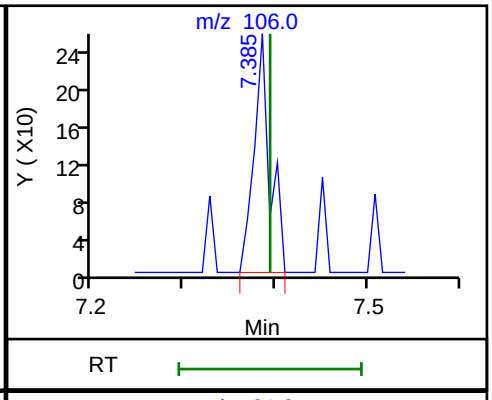

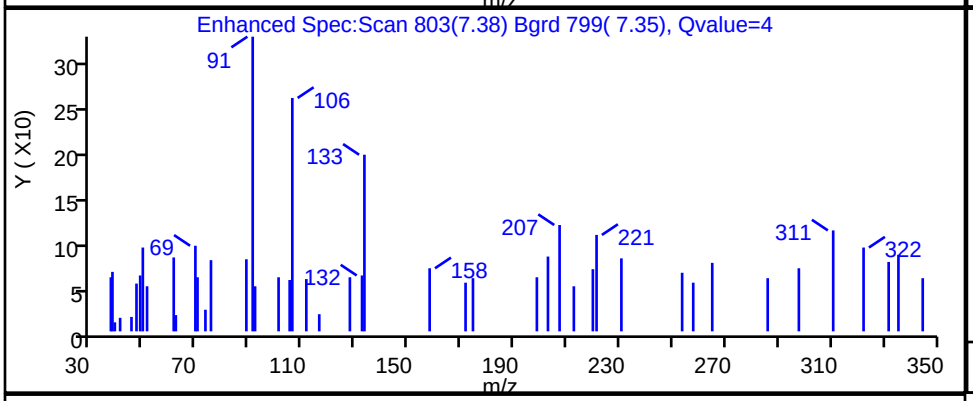

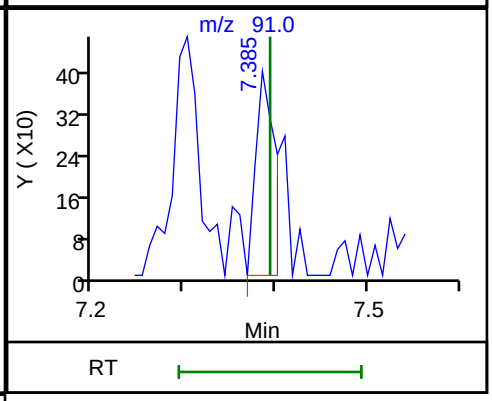

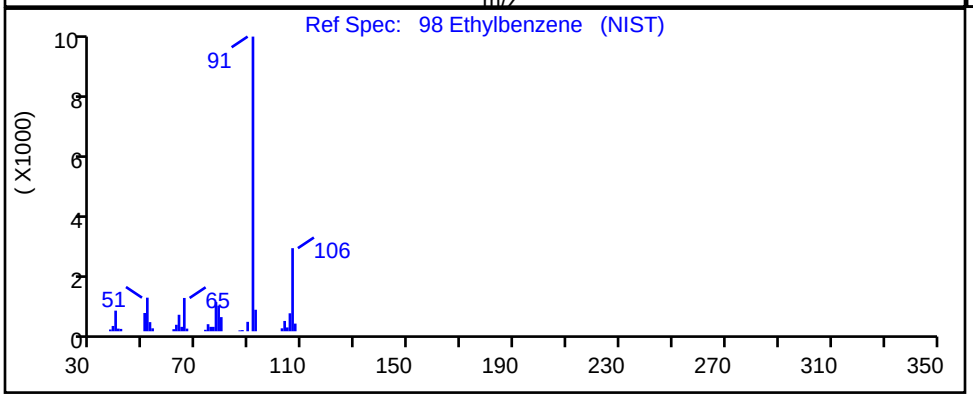

RT	Mass	Response	Amount
7.38	106.00	312	0.113269
7.38	91.00	565	

Reviewer: delpolitov, 03-Oct-2019 10:52:00
Audit Action: Marked Compound Undetected Audit Reason: Invalid Compound ID

User Disabled Compound Report

Eurofins TestAmerica, Edison

Data File: \\chromna\Edison\ChromData\CVOAMS5\20191003-98633.b\E04160.D
Injection Date: 03-Oct-2019 07:15:30 Instrument ID: CVOAMS5
Lims ID: STD7
Client ID:
Operator ID: ALS Bottle#: 2 Worklist Smp#: 3
Purge Vol: 5.000 mL Dil. Factor: 1.0000
Method: 8260W_5 Limit Group: VOA - 8260C Water and Solid
Column: Rtx-VMS (0.18 mm) Detector MS SCAN

31 Hexane, CAS: 110-54-3

Processing Results

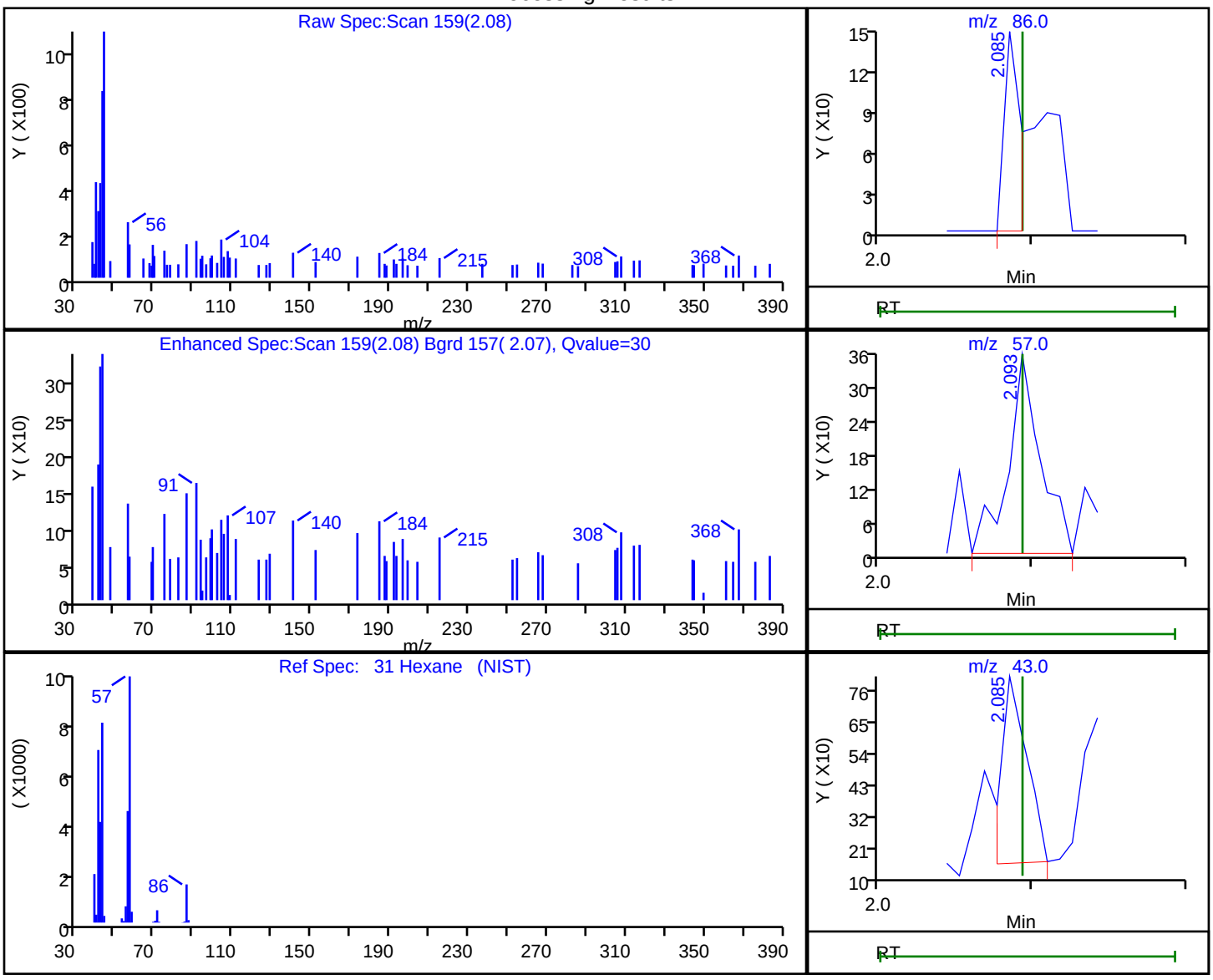

RT	Mass	Response	Amount
2.08	86.00	107	-0.176987
2.09	57.00	517	
2.08	43.00	772	
2.08	56.00	167	

Reviewer: delpolitov, 03-Oct-2019 10:51:08
Audit Action: Marked Compound Undetected Audit Reason: Invalid Compound ID

User Disabled Compound Report

Eurofins TestAmerica, Edison

Data File: \\chromna\Edison\ChromData\CVOAMS5\20191003-98633.b\E04160.D
Injection Date: 03-Oct-2019 07:15:30 Instrument ID: CVOAMS5
Lims ID: STD7
Client ID:
Operator ID: ALS Bottle#: 2 Worklist Smp#: 3
Purge Vol: 5.000 mL Dil. Factor: 1.0000
Method: 8260W_5 Limit Group: VOA - 8260C Water and Solid
Column: Rtx-VMS (0.18 mm) Detector MS SCAN

64 Isobutyl alcohol, CAS: 78-83-1

Processing Results

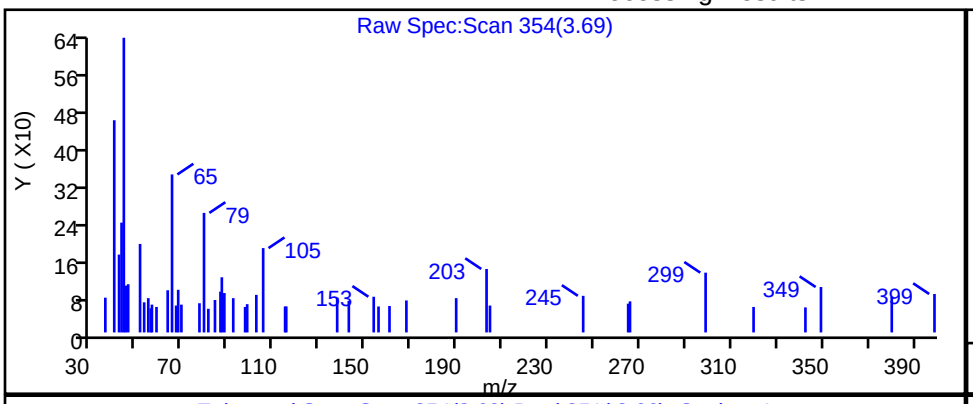

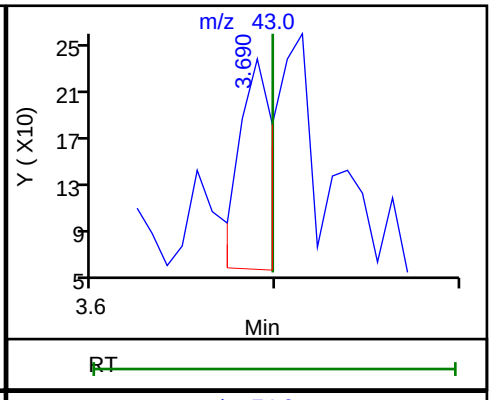

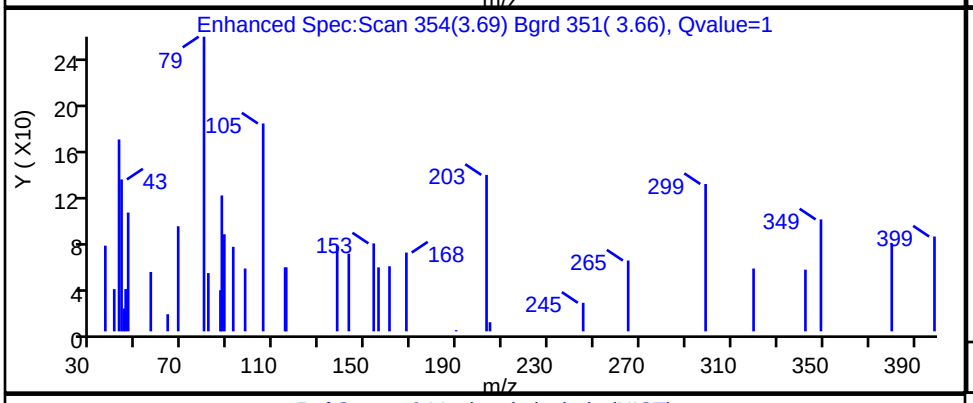

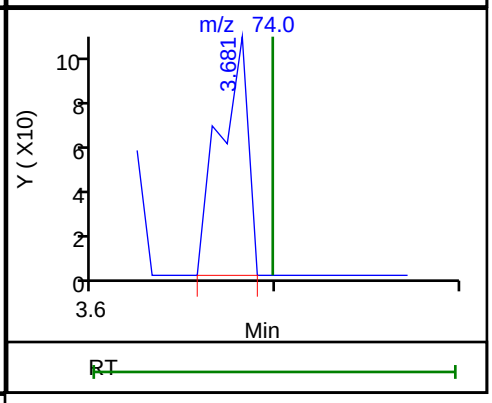

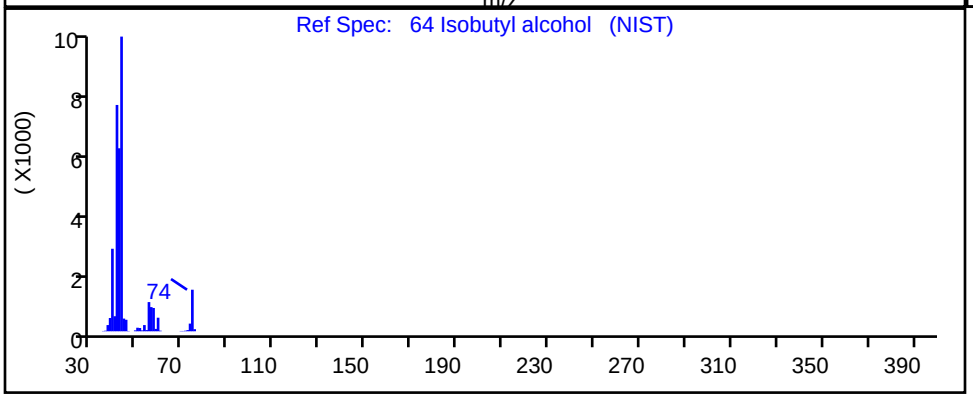

RT	Mass	Response	Amount
3.69	43.00	237	2.711365
3.68	74.00	115	

Reviewer: delpolitov, 03-Oct-2019 10:51:39
Audit Action: Marked Compound Undetected Audit Reason: Invalid Compound ID

User Disabled Compound Report

Eurofins TestAmerica, Edison

Data File: \\chromna\Edison\ChromData\CVOAMS5\20191003-98633.b\E04160.D
Injection Date: 03-Oct-2019 07:15:30 Instrument ID: CVOAMS5
Lims ID: STD7
Client ID:
Operator ID: ALS Bottle#: 2 Worklist Smp#: 3
Purge Vol: 5.000 mL Dil. Factor: 1.0000
Method: 8260W_5 Limit Group: VOA - 8260C Water and Solid
Column: Rtx-VMS (0.18 mm) Detector MS SCAN

56 Isooctane, CAS: 540-84-1

Processing Results

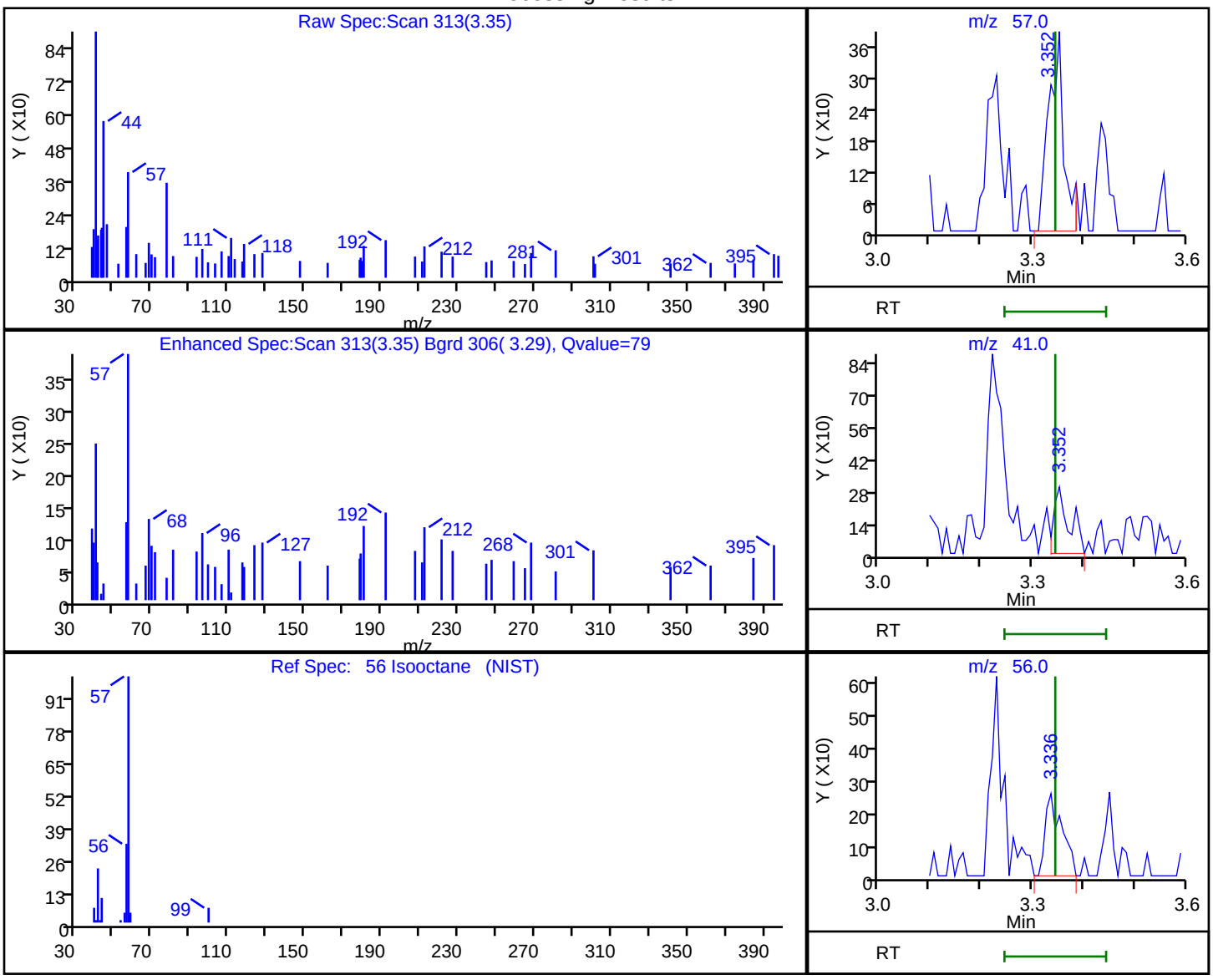

RT	Mass	Response	Amount
3.35	57.00	794	0.076687
3.35	41.00	612	
3.34	56.00	574	

Reviewer: delpolitov, 03-Oct-2019 10:51:38
Audit Action: Marked Compound Undetected Audit Reason: Invalid Compound ID

User Disabled Compound Report

Eurofins TestAmerica, Edison

Data File: \\chromna\Edison\ChromData\CVOAMS5\20191003-98633.b\E04160.D
Injection Date: 03-Oct-2019 07:15:30 Instrument ID: CVOAMS5
Lims ID: STD7
Client ID:
Operator ID: ALS Bottle#: 2 Worklist Smp#: 3
Purge Vol: 5.000 mL Dil. Factor: 1.0000
Method: 8260W_5 Limit Group: VOA - 8260C Water and Solid
Column: Rtx-VMS (0.18 mm) Detector MS SCAN

67 Isopropyl acetate, CAS: 108-21-4

Processing Results

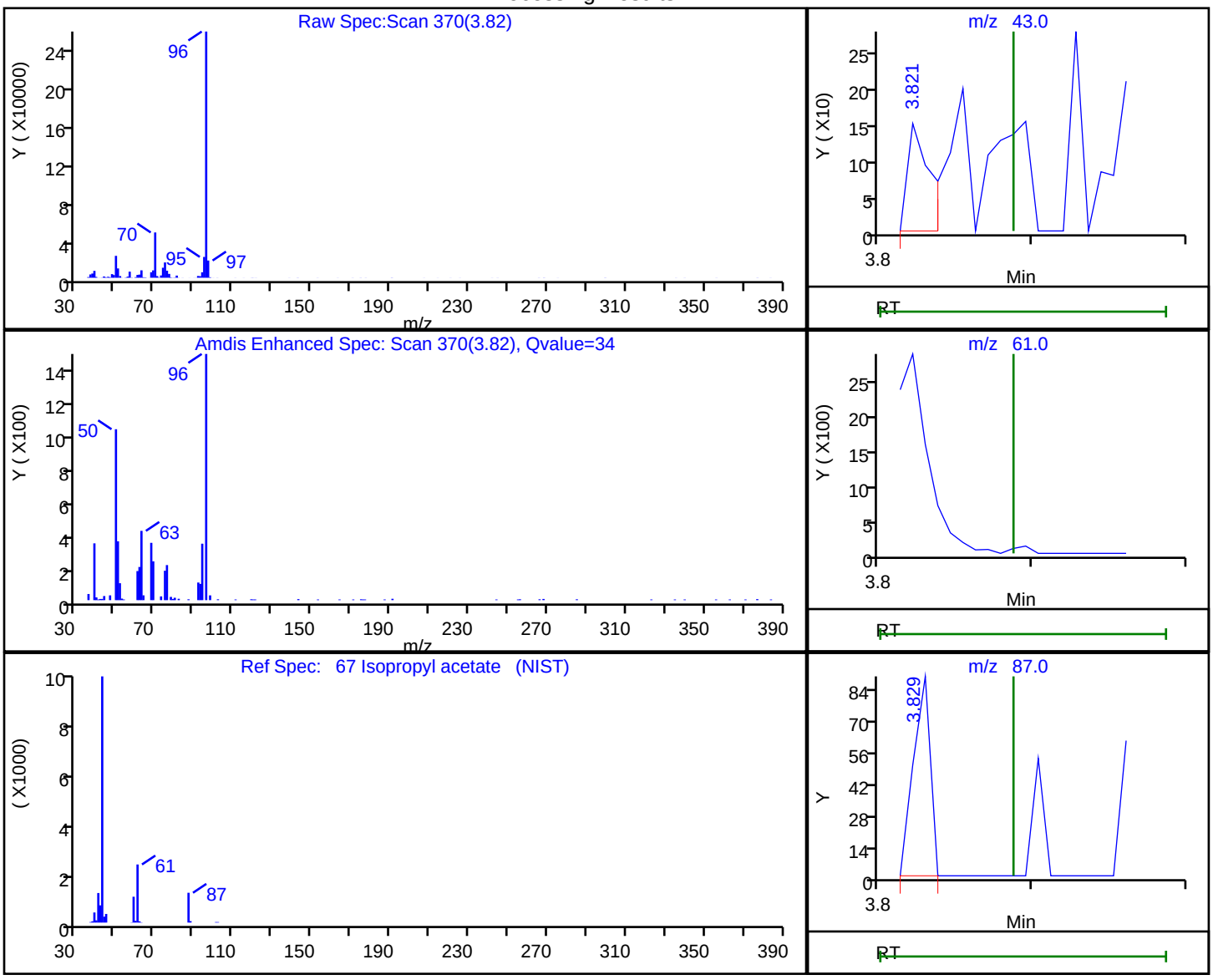

RT	Mass	Response	Amount
3.82	43.00	151	0.038884
3.82	61.00	5005	
3.83	87.00	69	

Reviewer: delpolitov, 03-Oct-2019 10:51:39
Audit Action: Marked Compound Undetected Audit Reason: Invalid Compound ID

User Disabled Compound Report

Eurofins TestAmerica, Edison

Data File: \\chromna\Edison\ChromData\CVOAMS5\20191003-98633.b\E04160.D
Injection Date: 03-Oct-2019 07:15:30 Instrument ID: CVOAMS5
Lims ID: STD7
Client ID:
Operator ID: ALS Bottle#: 2 Worklist Smp#: 3
Purge Vol: 5.000 mL Dil. Factor: 1.0000
Method: 8260W_5 Limit Group: VOA - 8260C Water and Solid
Column: Rtx-VMS (0.18 mm) Detector MS SCAN

26 Isopropyl alcohol, CAS: 67-63-0

Processing Results

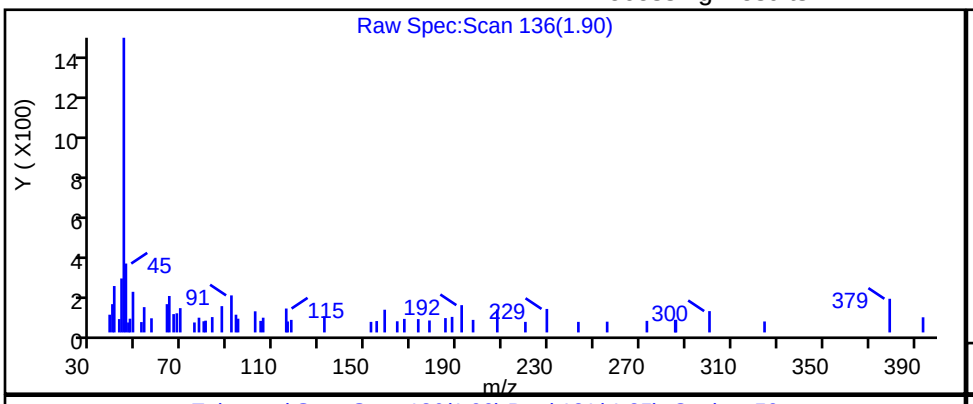

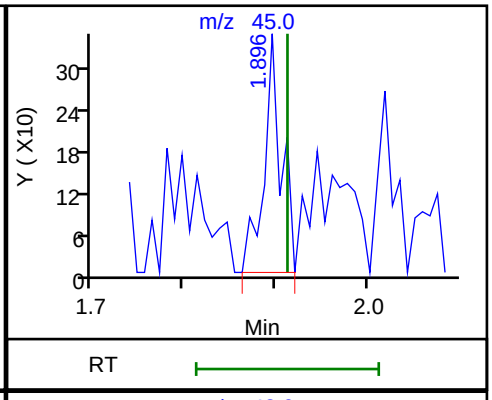

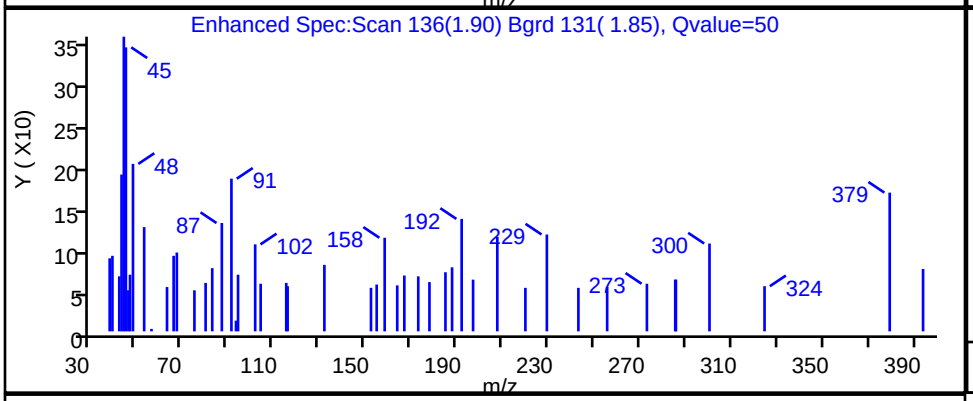

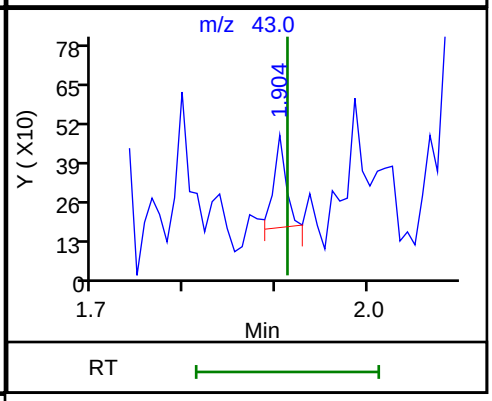

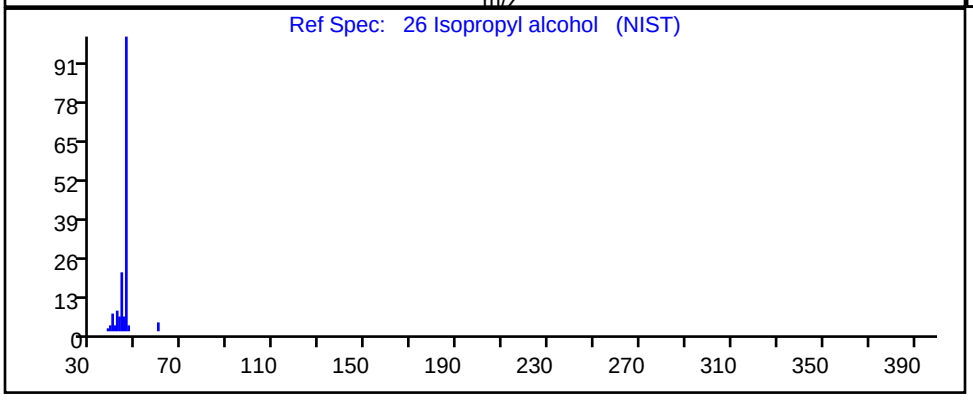

RT	Mass	Response	Amount
1.90	45.00	451	3.163690
1.90	43.00	293	

Reviewer: delpolitov, 03-Oct-2019 10:50:57
Audit Action: Marked Compound Undetected Audit Reason: Invalid Compound ID

User Disabled Compound Report

Eurofins TestAmerica, Edison

Data File: \\chromna\Edison\ChromData\CVOAMS5\20191003-98633.b\E04160.D
Injection Date: 03-Oct-2019 07:15:30 Instrument ID: CVOAMS5
Lims ID: STD7
Client ID:
Operator ID: ALS Bottle#: 2 Worklist Smp#: 3
Purge Vol: 5.000 mL Dil. Factor: 1.0000
Method: 8260W_5 Limit Group: VOA - 8260C Water and Solid
Column: Rtx-VMS (0.18 mm) Detector MS SCAN

36 Isopropyl ether, CAS: 108-20-3

Processing Results

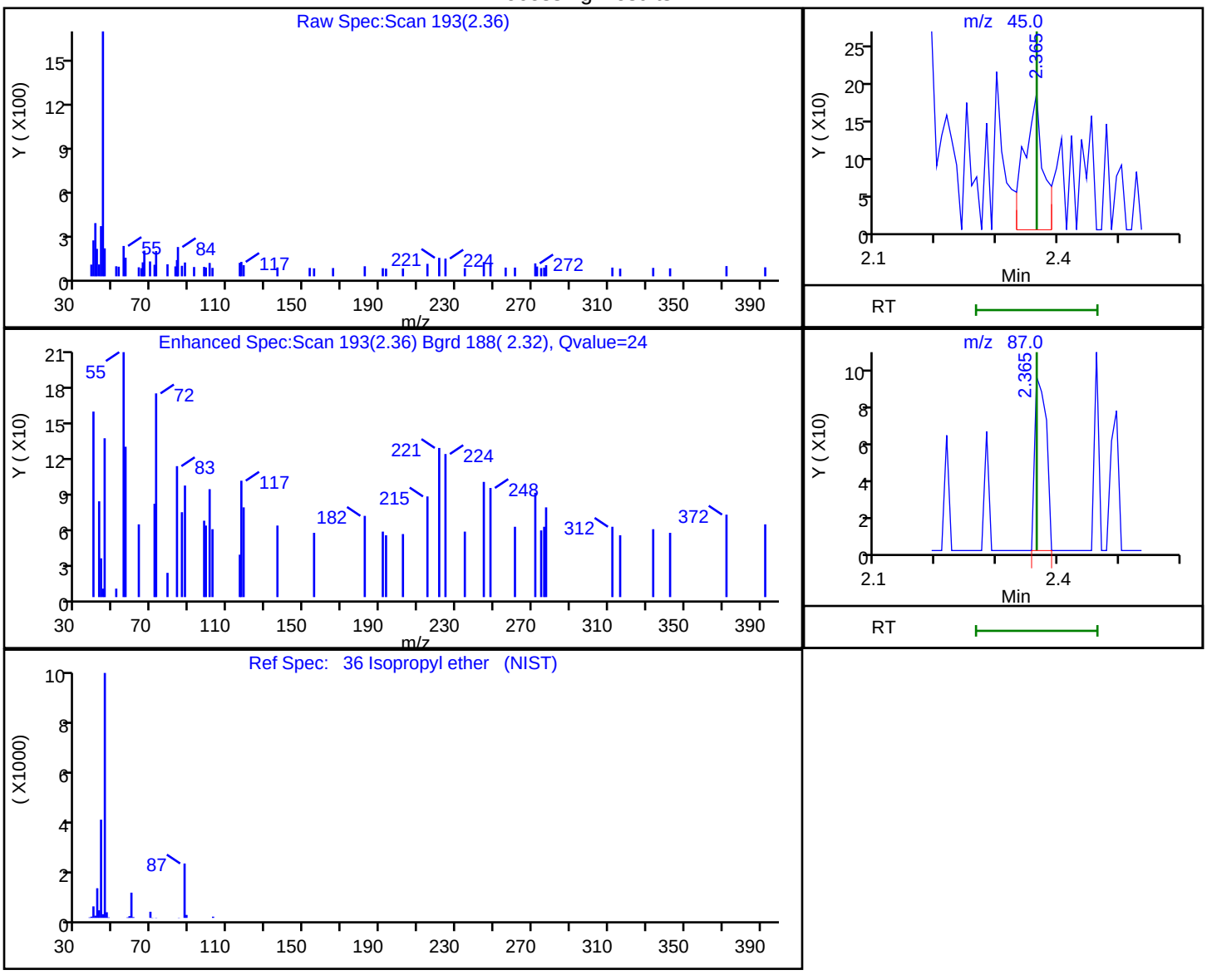

RT	Mass	Response	Amount
2.36	45.00	397	0.048867
2.36	87.00	121	

Reviewer: delpolitov, 03-Oct-2019 10:51:09
Audit Action: Marked Compound Undetected Audit Reason: Invalid Compound ID

User Disabled Compound Report

Eurofins TestAmerica, Edison

Data File: \\chromna\Edison\ChromData\CVOAMS5\20191003-98633.b\E04160.D
Injection Date: 03-Oct-2019 07:15:30 Instrument ID: CVOAMS5
Lims ID: STD7
Client ID:
Operator ID: ALS Bottle#: 2 Worklist Smp#: 3
Purge Vol: 5.000 mL Dil. Factor: 1.0000
Method: 8260W_5 Limit Group: VOA - 8260C Water and Solid
Column: Rtx-VMS (0.18 mm) Detector MS SCAN

100 m-Xylene & p-Xylene, CAS: 179601-23-1

Processing Results

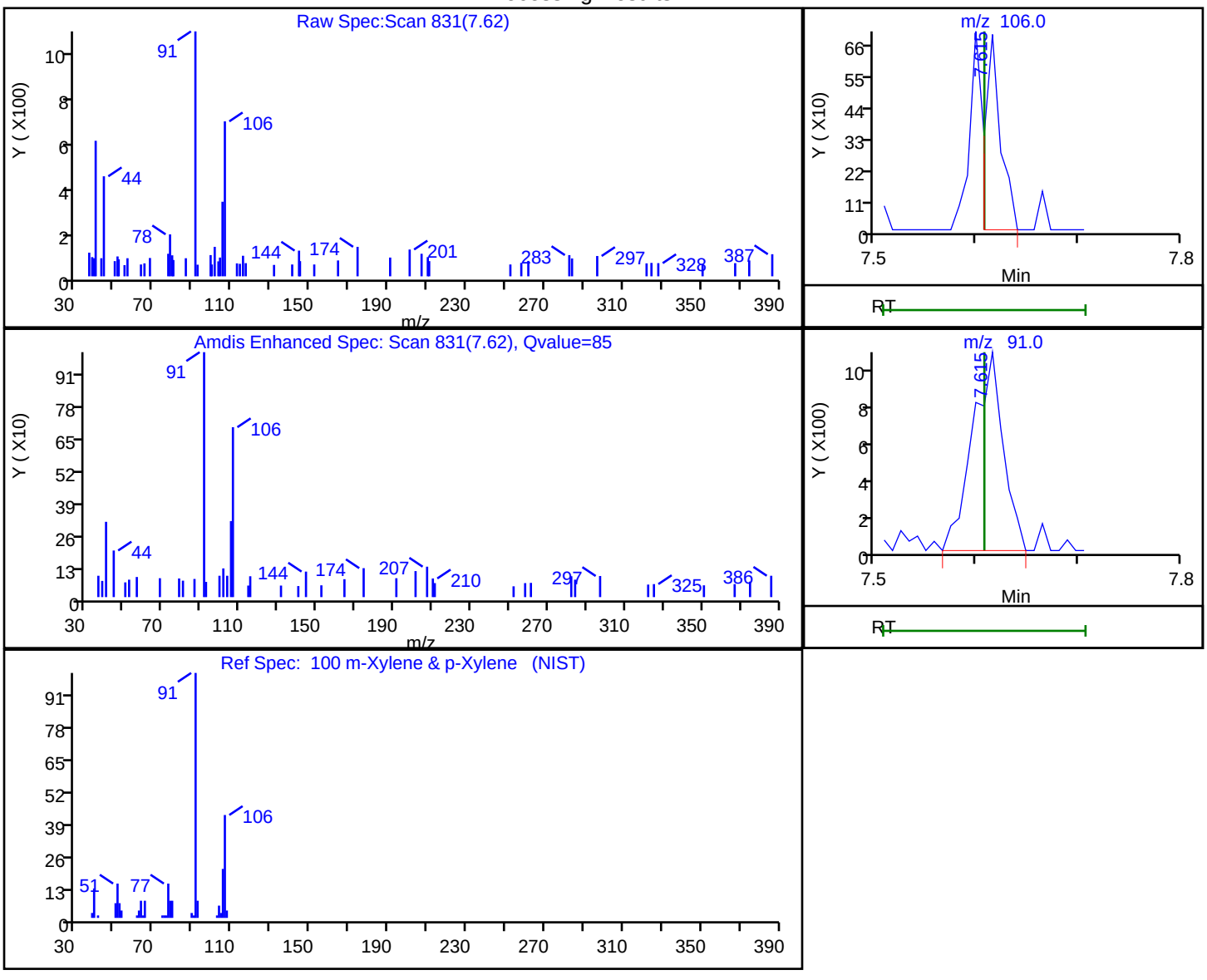

RT	Mass	Response	Amount
7.62	106.00	734	0.206810
7.62	91.00	2322	

Reviewer: delpolitov, 03-Oct-2019 10:52:00
Audit Action: Marked Compound Undetected Audit Reason: Invalid Compound ID

User Disabled Compound Report

Eurofins TestAmerica, Edison

Data File:	\\chromna\Edison\ChromData\CVOAMS5\20191003-98633.b\E04160.D				
Injection Date:	03-Oct-2019 07:15:30	Instrument ID:	CVOAMS5		
Lims ID:	STD7				
Client ID:					
Operator ID:		ALS Bottle#:	2	Worklist Smp#:	3
Purge Vol:	5.000 mL	Dil. Factor:	1.0000		
Method:	8260W_5	Limit Group:	VOA - 8260C Water and Solid		
Column:	Rtx-VMS (0.18 mm)	Detector	MS SCAN		

60 Methacrylonitrile, CAS: 126-98-7

Processing Results

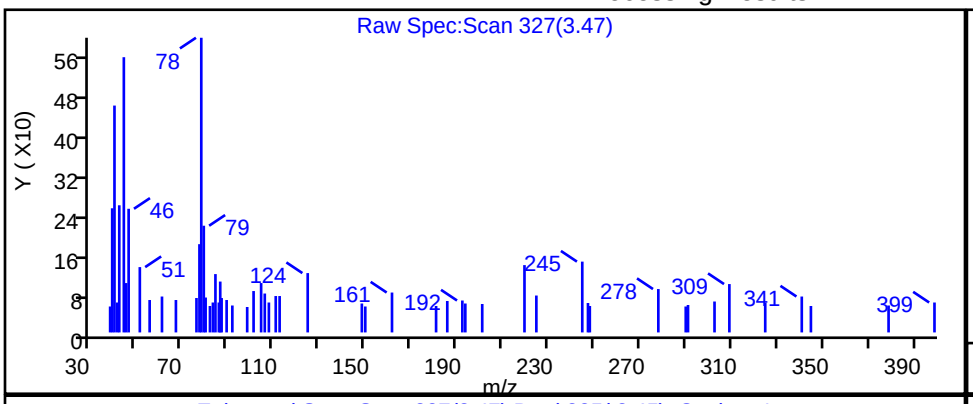

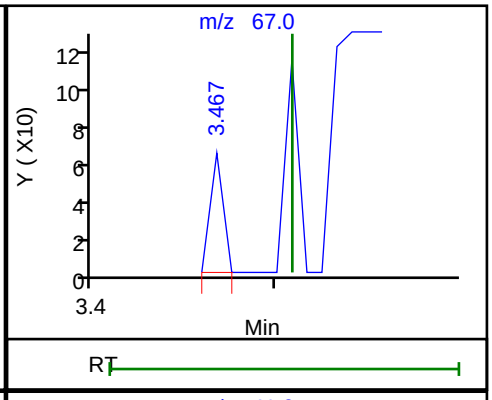

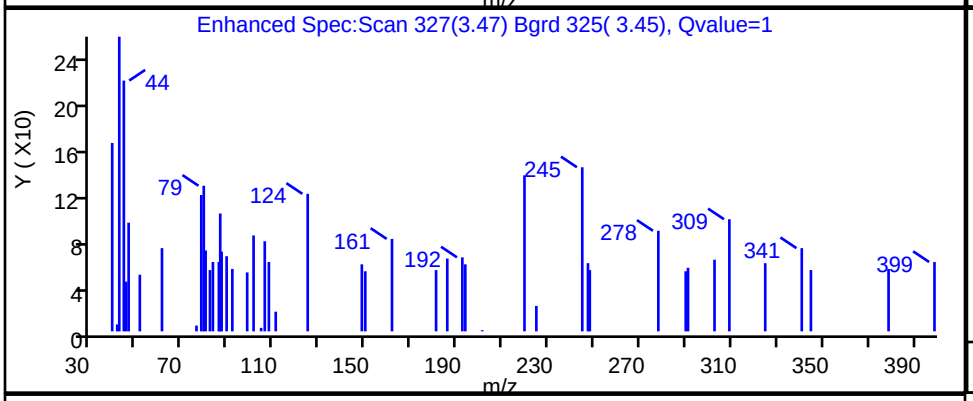

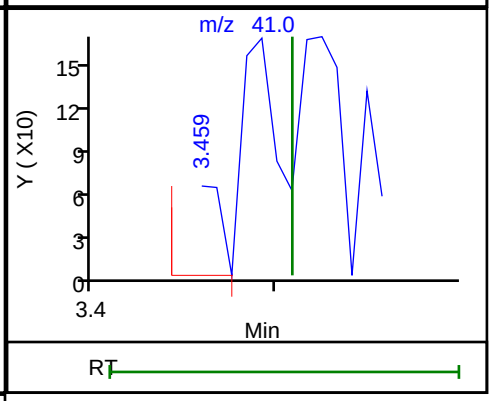

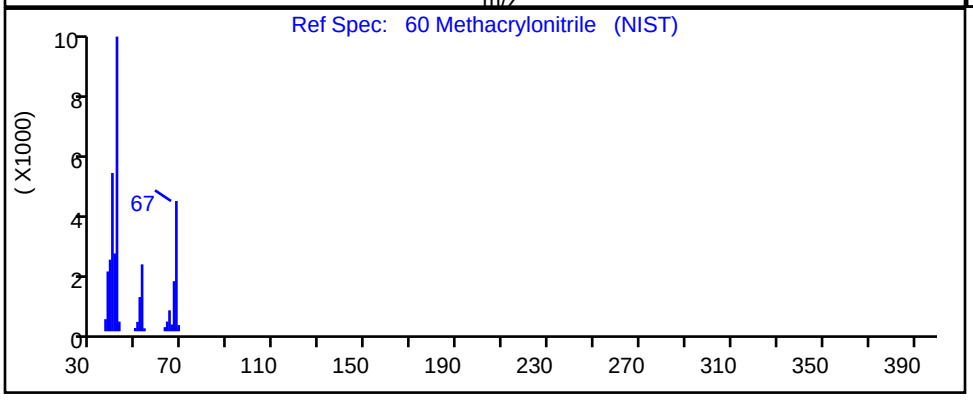

RT	Mass	Response	Amount
3.47	67.00	32	0.032085
3.46	41.00	86	

Reviewer: delpolitov, 03-Oct-2019 10:51:38

Audit Action: Marked Compound Undetected Audit Reason: Invalid Compound ID

User Disabled Compound Report

Eurofins TestAmerica, Edison

Data File: \\chromna\Edison\ChromData\CVOAMS5\20191003-98633.b\E04160.D
Injection Date: 03-Oct-2019 07:15:30 Instrument ID: CVOAMS5
Lims ID: STD7
Client ID:
Operator ID: ALS Bottle#: 2 Worklist Smp#: 3
Purge Vol: 5.000 mL Dil. Factor: 1.0000
Method: 8260W_5 Limit Group: VOA - 8260C Water and Solid
Column: Rtx-VMS (0.18 mm) Detector MS SCAN

48 Methyl acrylate, CAS: 96-33-3

Processing Results

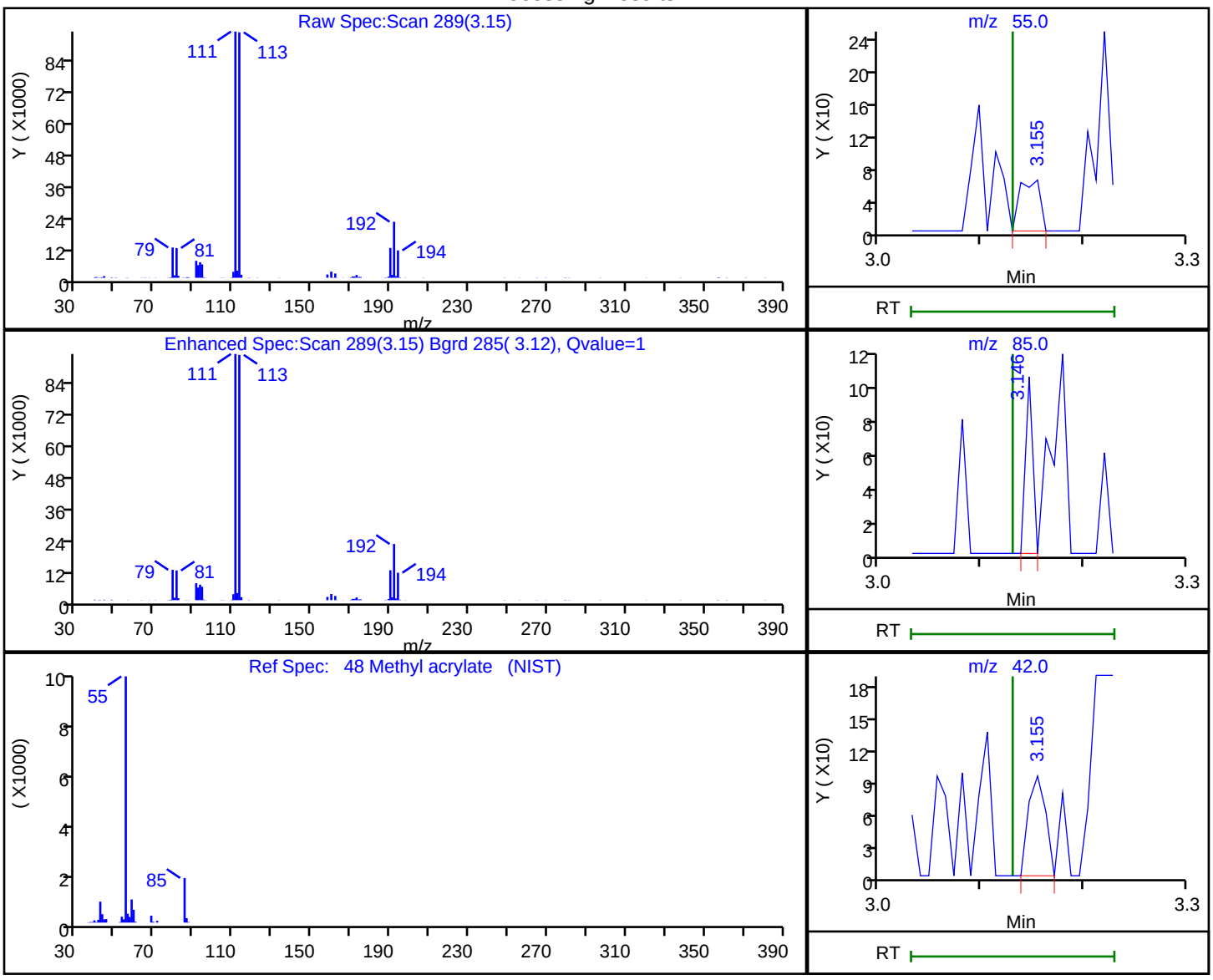

RT	Mass	Response	Amount
3.15	55.00	87	0.042661
3.15	85.00	49	
3.15	42.00	112	

Reviewer: delpolitov, 03-Oct-2019 10:51:27
Audit Action: Marked Compound Undetected Audit Reason: Invalid Compound ID

User Disabled Compound Report

Eurofins TestAmerica, Edison

Data File: \\chromna\Edison\ChromData\CVOAMS5\20191003-98633.b\E04160.D
Injection Date: 03-Oct-2019 07:15:30 Instrument ID: CVOAMS5
Lims ID: STD7
Client ID:
Operator ID: ALS Bottle#: 2 Worklist Smp#: 3
Purge Vol: 5.000 mL Dil. Factor: 1.0000
Method: 8260W_5 Limit Group: VOA - 8260C Water and Solid
Column: Rtx-VMS (0.18 mm) Detector MS SCAN

77 Methyl methacrylate, CAS: 80-62-6

Processing Results

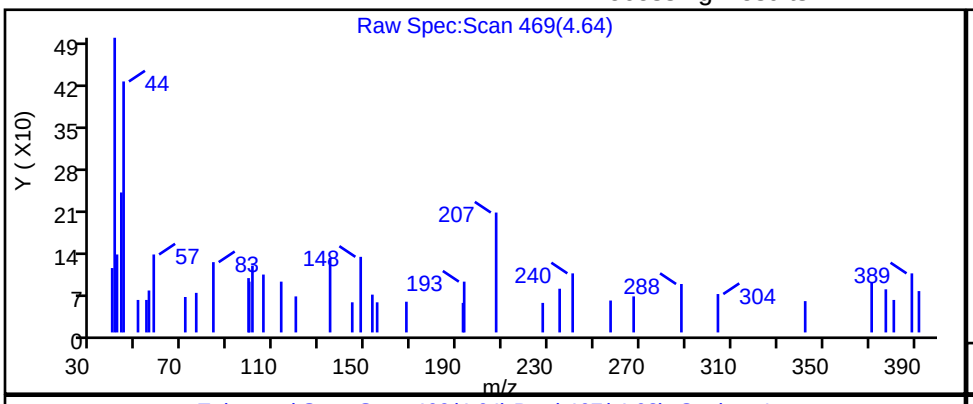

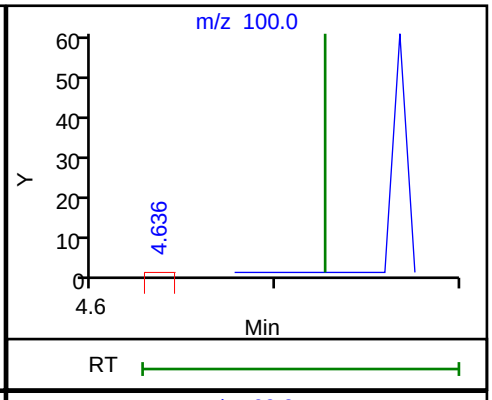

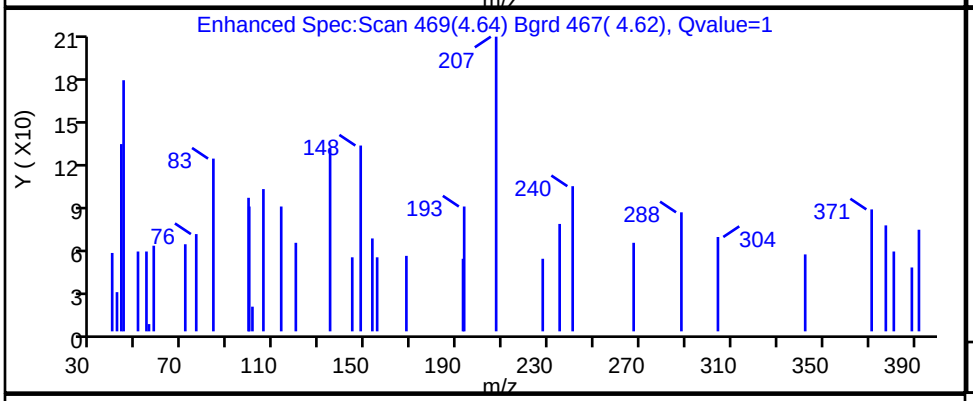

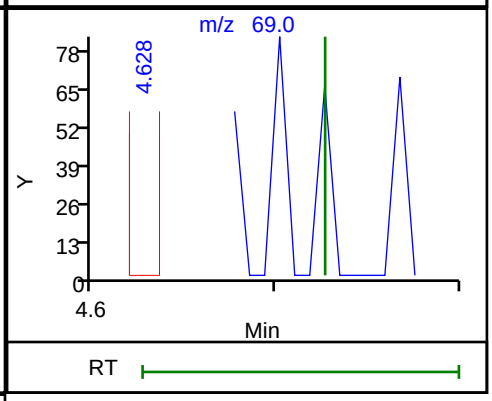

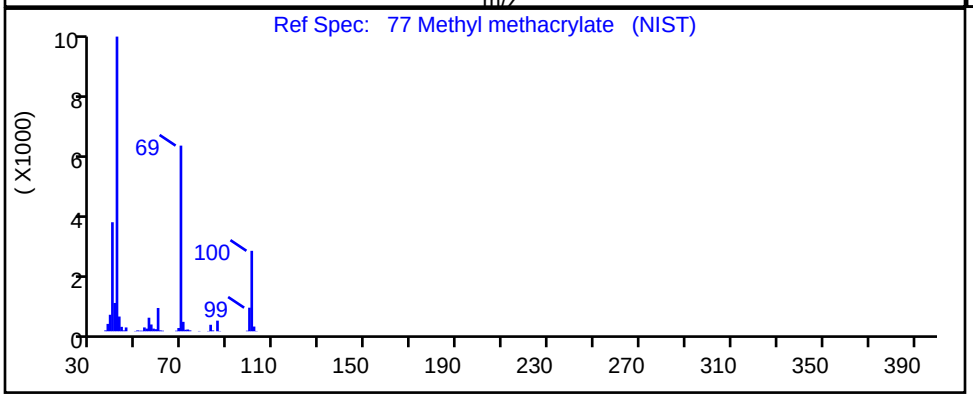

RT	Mass	Response	Amount
4.64	100.00	56	0.078025
4.63	69.00	74	

Reviewer: delpolitov, 03-Oct-2019 10:51:40
Audit Action: Marked Compound Undetected Audit Reason: Invalid Compound ID

User Disabled Compound Report

Eurofins TestAmerica, Edison

Data File: \\chromna\Edison\ChromData\CVOAMS5\20191003-98633.b\E04160.D
Injection Date: 03-Oct-2019 07:15:30 Instrument ID: CVOAMS5
Lims ID: STD7
Client ID:
Operator ID: ALS Bottle#: 2 Worklist Smp#: 3
Purge Vol: 5.000 mL Dil. Factor: 1.0000
Method: 8260W_5 Limit Group: VOA - 8260C Water and Solid
Column: Rtx-VMS (0.18 mm) Detector MS SCAN

32 Methyl tert-butyl ether, CAS: 1634-04-4

Processing Results

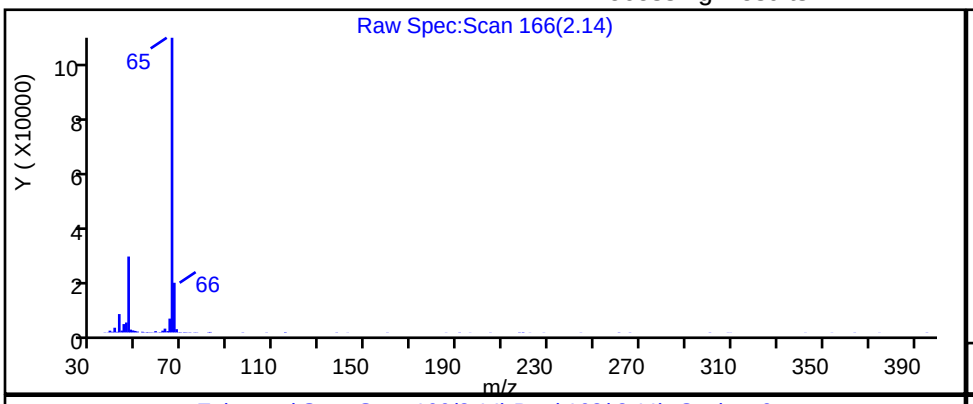

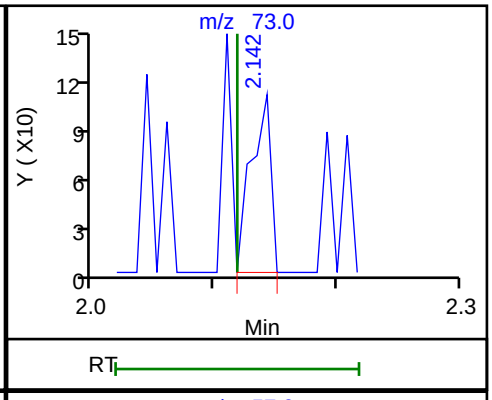

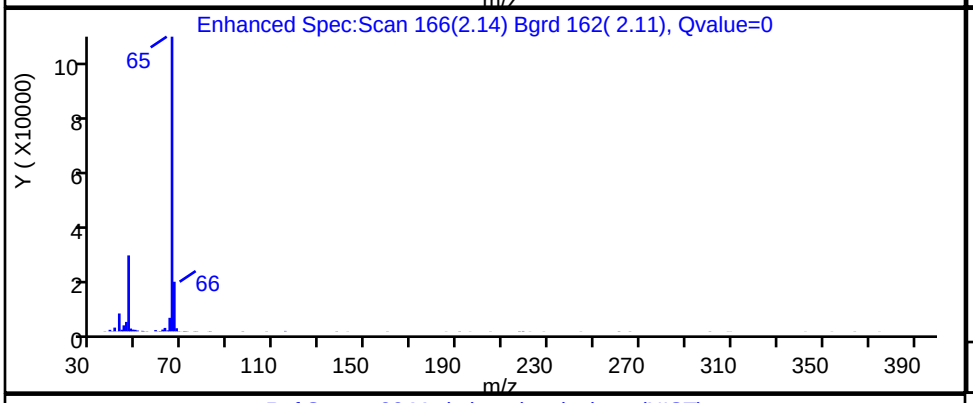

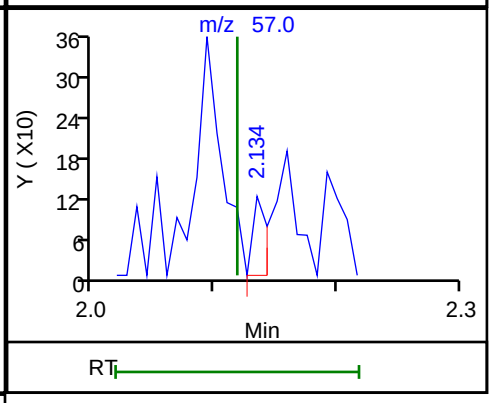

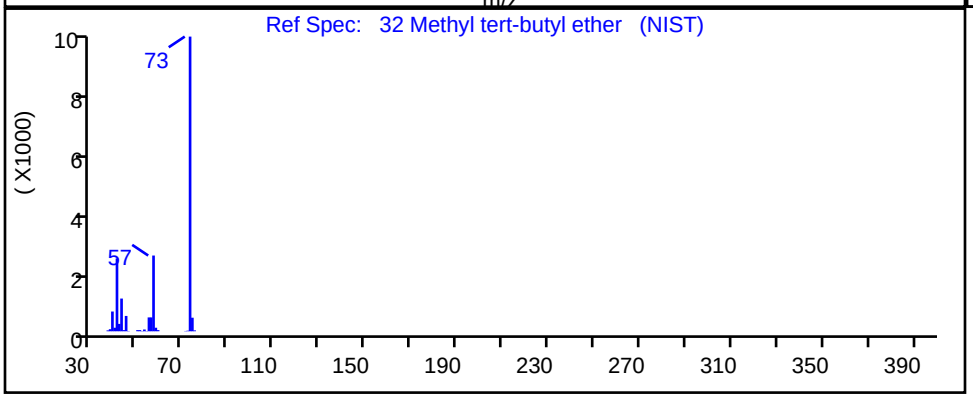

RT	Mass	Response	Amount
2.14	73.00	118	0.016298
2.13	57.00	93	

Reviewer: delpolitov, 03-Oct-2019 10:51:08
Audit Action: Marked Compound Undetected Audit Reason: Invalid Compound ID

User Disabled Compound Report

Eurofins TestAmerica, Edison

Data File: \\chromna\Edison\ChromData\CVOAMS5\20191003-98633.b\E04160.D
Injection Date: 03-Oct-2019 07:15:30 Instrument ID: CVOAMS5
Lims ID: STD7
Client ID:
Operator ID: ALS Bottle#: 2 Worklist Smp#: 3
Purge Vol: 5.000 mL Dil. Factor: 1.0000
Method: 8260W_5 Limit Group: VOA - 8260C Water and Solid
Column: Rtx-VMS (0.18 mm) Detector MS SCAN

27 Methylene Chloride, CAS: 75-09-2

Processing Results

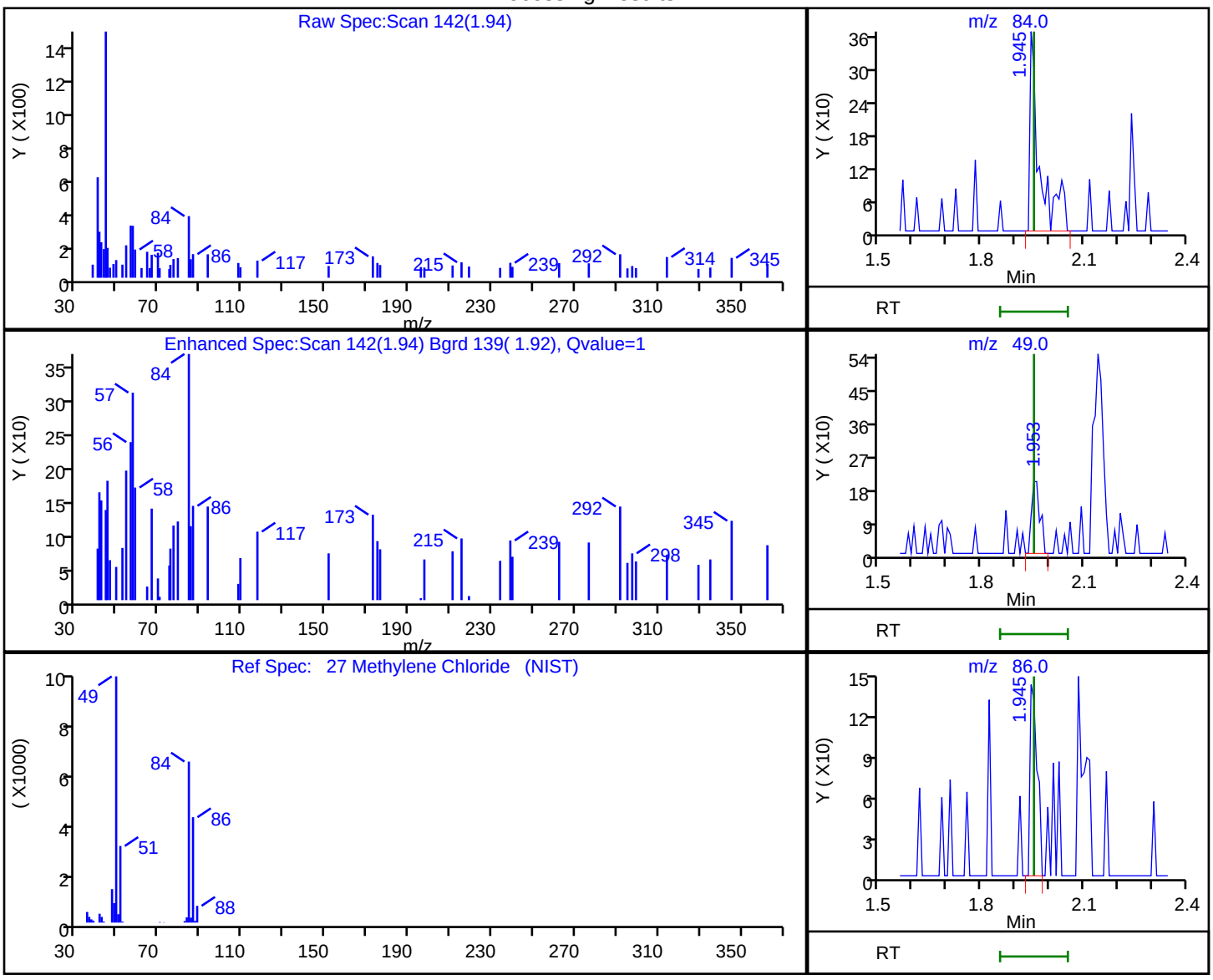

RT	Mass	Response	Amount
1.94	84.00	718	0.244865
1.95	49.00	340	
1.94	86.00	203	

Reviewer: delpolitov, 03-Oct-2019 10:50:58
Audit Action: Marked Compound Undetected Audit Reason: Invalid Compound ID

User Disabled Compound Report

Eurofins TestAmerica, Edison

Data File: \\chromna\Edison\ChromData\CVOAMS5\20191003-98633.b\E04160.D
Injection Date: 03-Oct-2019 07:15:30 Instrument ID: CVOAMS5
Lims ID: STD7
Client ID:
Operator ID: ALS Bottle#: 2 Worklist Smp#: 3
Purge Vol: 5.000 mL Dil. Factor: 1.0000
Method: 8260W_5 Limit Group: VOA - 8260C Water and Solid
Column: Rtx-VMS (0.18 mm) Detector MS SCAN

72 n-Butanol, CAS: 71-36-3

Processing Results

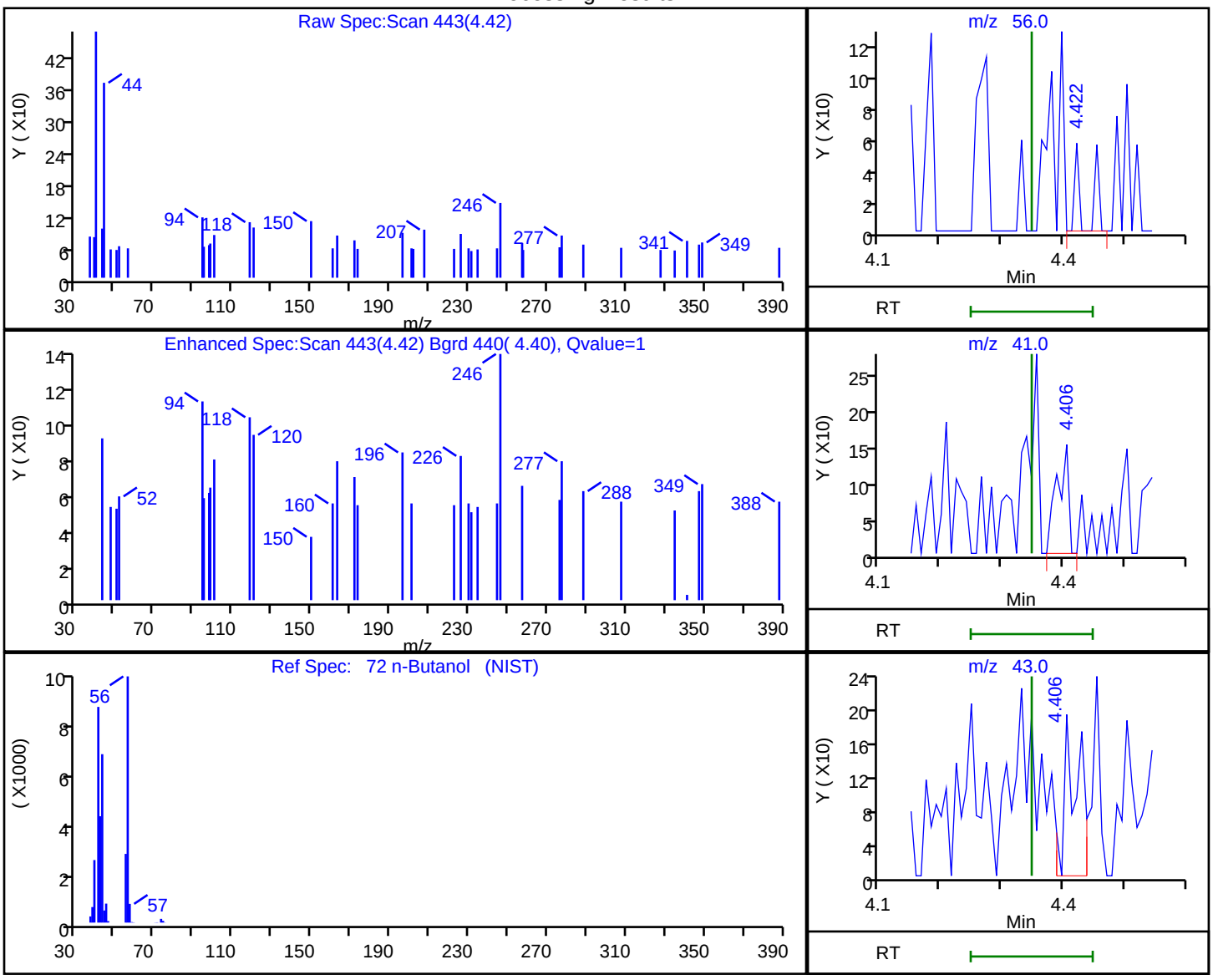

RT	Mass	Response	Amount
4.42	56.00	54	0.939980
4.41	41.00	197	
4.41	43.00	318	

Reviewer: delpolitov, 03-Oct-2019 10:51:39
Audit Action: Marked Compound Undetected Audit Reason: Invalid Compound ID

User Disabled Compound Report

Eurofins TestAmerica, Edison

Data File: \\chromna\Edison\ChromData\CVOAMS5\20191003-98633.b\E04160.D
Injection Date: 03-Oct-2019 07:15:30 Instrument ID: CVOAMS5
Lims ID: STD7
Client ID:
Operator ID: ALS Bottle#: 2 Worklist Smp#: 3
Purge Vol: 5.000 mL Dil. Factor: 1.0000
Method: 8260W_5 Limit Group: VOA - 8260C Water and Solid
Column: Rtx-VMS (0.18 mm) Detector MS SCAN

57 n-Heptane, CAS: 142-82-5

Processing Results

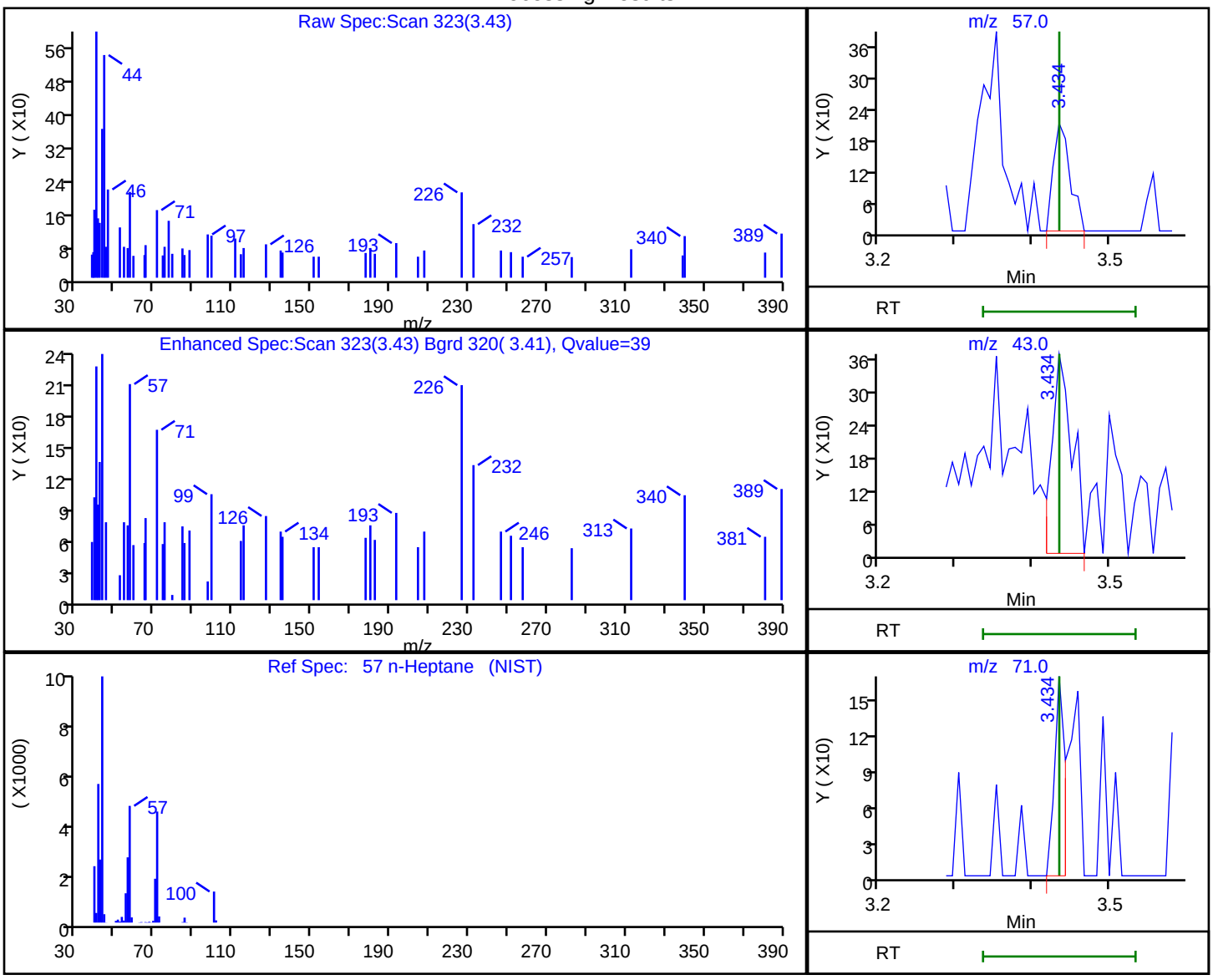

RT	Mass	Response	Amount
3.43	57.00	320	-0.019695
3.43	43.00	662	
3.43	71.00	157	

Reviewer: delpolitov, 03-Oct-2019 10:51:38
Audit Action: Marked Compound Undetected Audit Reason: Invalid Compound ID

User Disabled Compound Report

Eurofins TestAmerica, Edison

Data File: \\chromna\Edison\ChromData\CVOAMS5\20191003-98633.b\E04160.D
Injection Date: 03-Oct-2019 07:15:30 Instrument ID: CVOAMS5
Lims ID: STD7
Client ID:
Operator ID: ALS Bottle#: 2 Worklist Smp#: 3
Purge Vol: 5.000 mL Dil. Factor: 1.0000
Method: 8260W_5 Limit Group: VOA - 8260C Water and Solid
Column: Rtx-VMS (0.18 mm) Detector MS SCAN

136 Naphthalene, CAS: 91-20-3

Processing Results

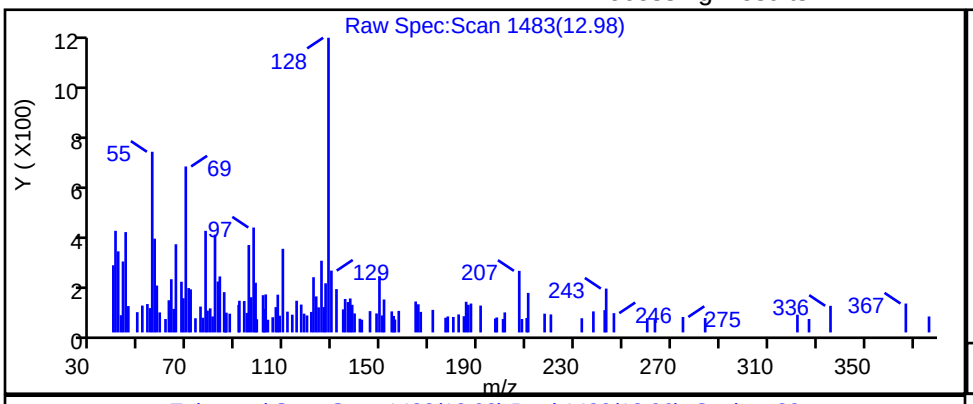

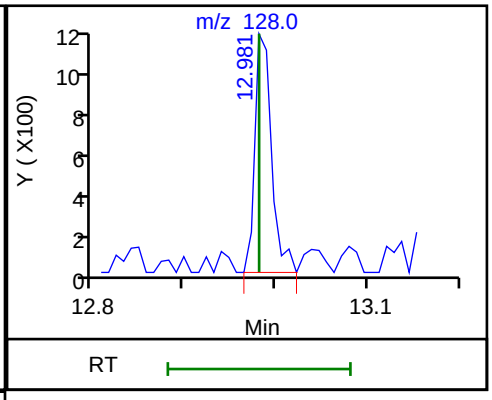

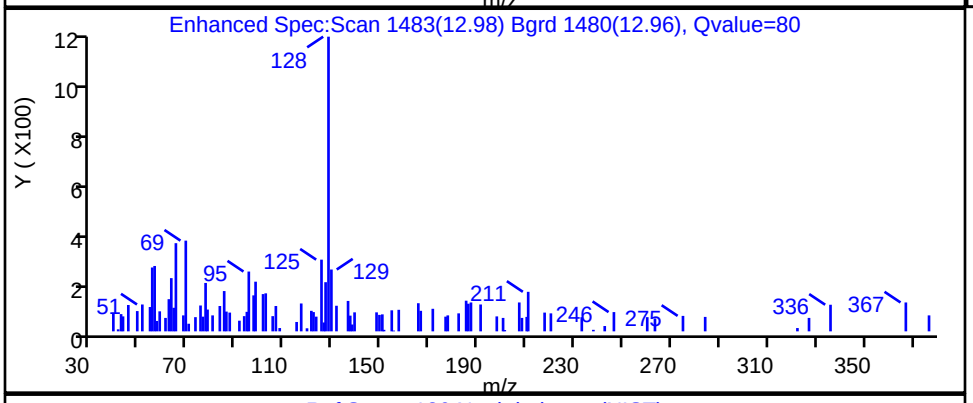

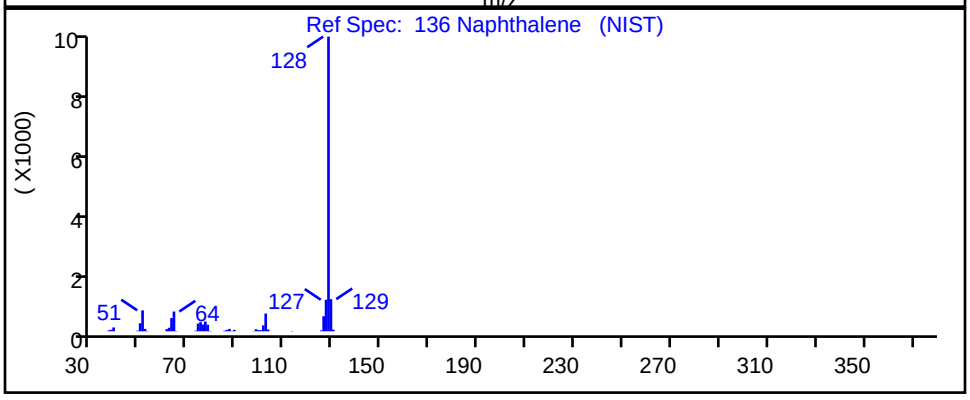

RT	Mass	Response	Amount
12.98	128.00	1473	0.568113

Reviewer: delpolitov, 03-Oct-2019 10:52:10
Audit Action: Marked Compound Undetected Audit Reason: Invalid Compound ID

User Disabled Compound Report

Eurofins TestAmerica, Edison

Data File: \\chromna\Edison\ChromData\CVOAMS5\20191003-98633.b\E04160.D
Injection Date: 03-Oct-2019 07:15:30 Instrument ID: CVOAMS5
Lims ID: STD7
Client ID:
Operator ID: ALS Bottle#: 2 Worklist Smp#: 3
Purge Vol: 5.000 mL Dil. Factor: 1.0000
Method: 8260W_5 Limit Group: VOA - 8260C Water and Solid
Column: Rtx-VMS (0.18 mm) Detector MS SCAN

101 o-Xylene, CAS: 95-47-6

Processing Results

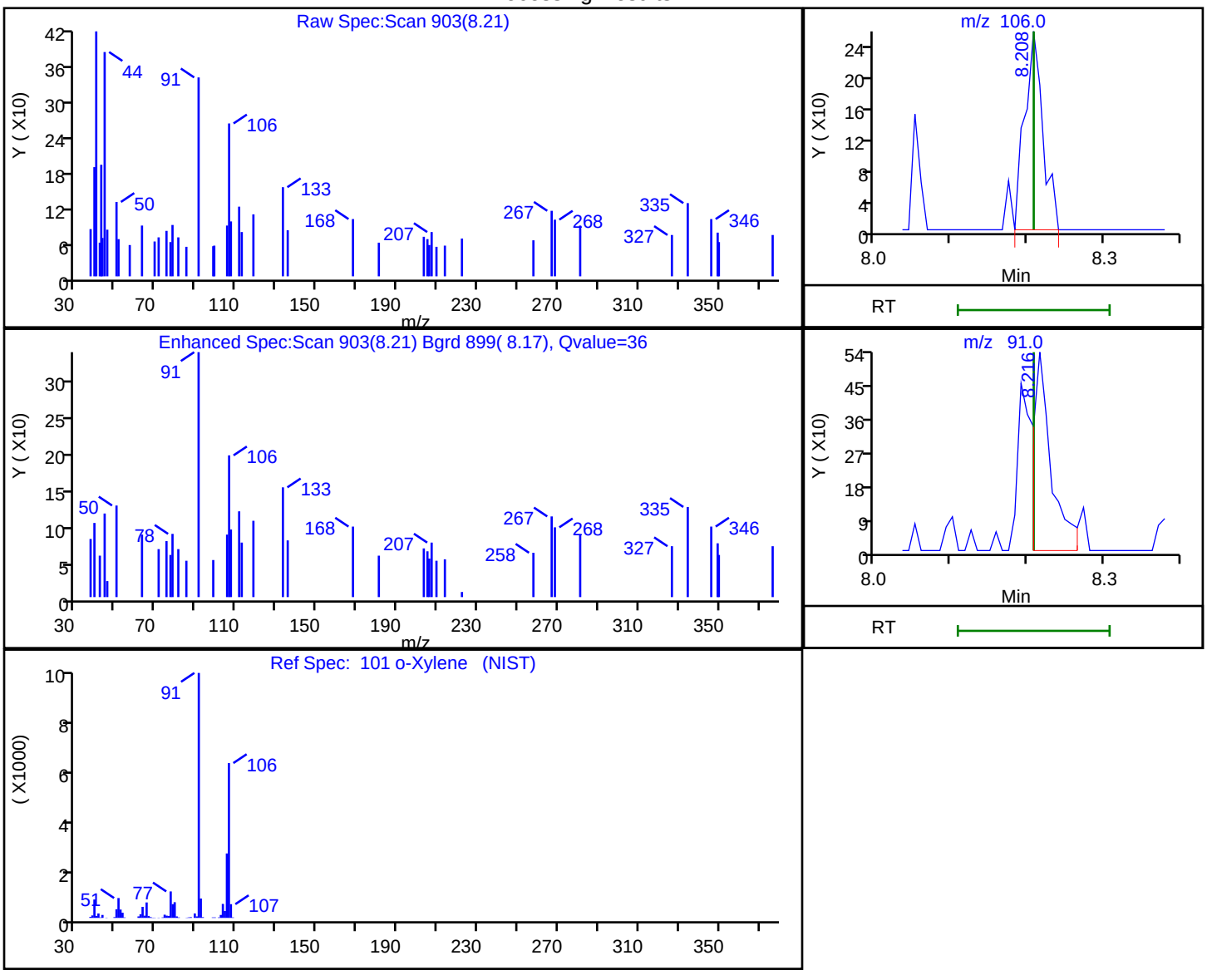

RT	Mass	Response	Amount
8.21	106.00	430	0.124776
8.22	91.00	869	

Reviewer: delpolitov, 03-Oct-2019 10:52:00
Audit Action: Marked Compound Undetected Audit Reason: Invalid Compound ID

User Disabled Compound Report

Eurofins TestAmerica, Edison

Data File: \\chromna\Edison\ChromData\CVOAMS5\20191003-98633.b\E04160.D
Injection Date: 03-Oct-2019 07:15:30 Instrument ID: CVOAMS5
Lims ID: STD7
Client ID:
Operator ID: ALS Bottle#: 2 Worklist Smp#: 3
Purge Vol: 5.000 mL Dil. Factor: 1.0000
Method: 8260W_5 Limit Group: VOA - 8260C Water and Solid
Column: Rtx-VMS (0.18 mm) Detector MS SCAN

127 p-Diethylbenzene, CAS: 105-05-5

Processing Results

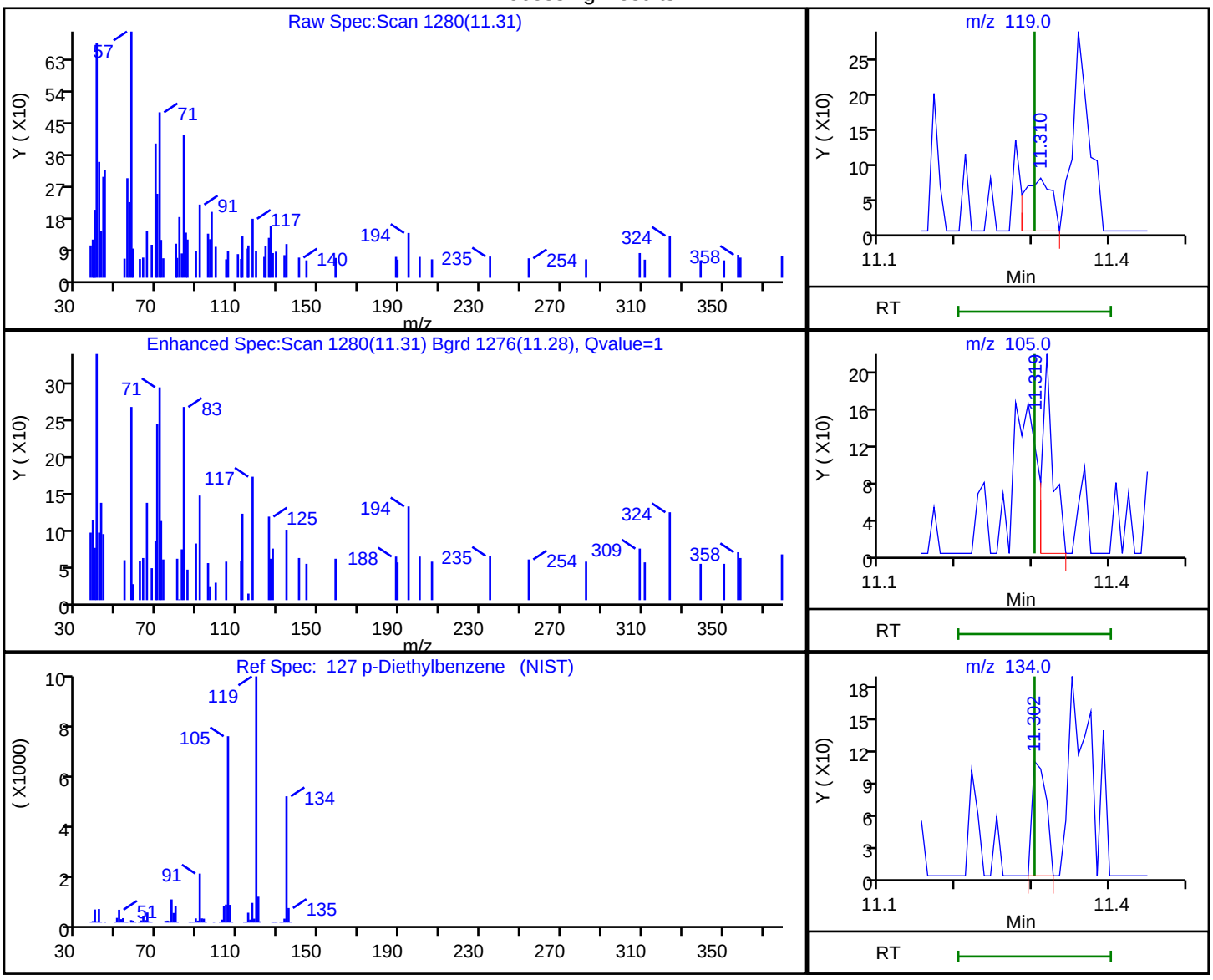

RT	Mass	Response	Amount
11.31	119.00	186	-0.499474
11.32	105.00	215	
11.30	134.00	133	

Reviewer: delpolitov, 03-Oct-2019 10:52:10
Audit Action: Marked Compound Undetected Audit Reason: Invalid Compound ID

User Disabled Compound Report

Eurofins TestAmerica, Edison

Data File: \\chromna\Edison\ChromData\CVOAMS5\20191003-98633.b\E04160.D
Injection Date: 03-Oct-2019 07:15:30 Instrument ID: CVOAMS5
Lims ID: STD7
Client ID:
Operator ID: ALS Bottle#: 2 Worklist Smp#: 3
Purge Vol: 5.000 mL Dil. Factor: 1.0000
Method: 8260W_5 Limit Group: VOA - 8260C Water and Solid
Column: Rtx-VMS (0.18 mm) Detector MS SCAN

12 Pentane, CAS: 109-66-0

Processing Results

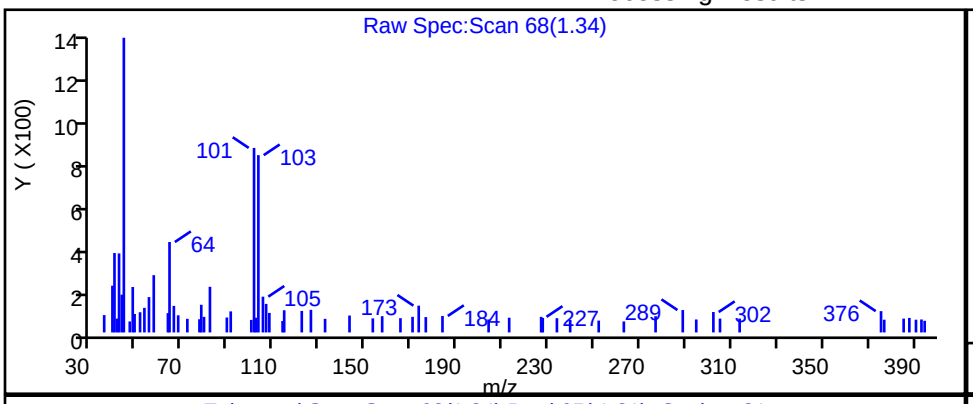

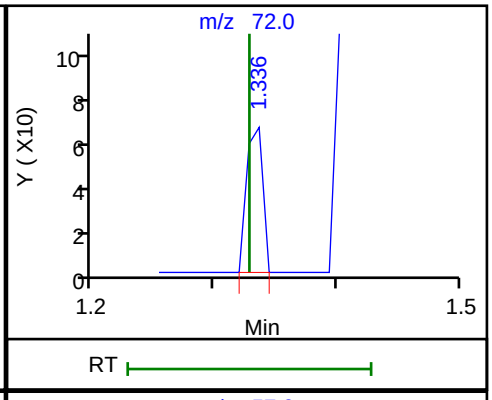

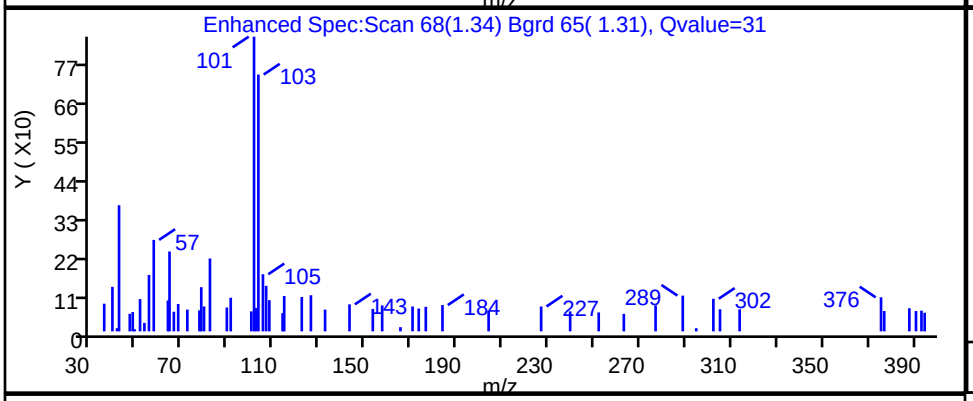

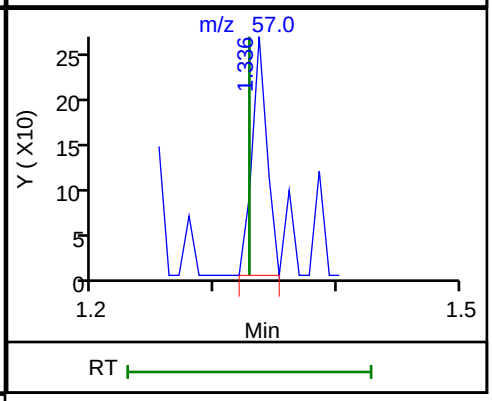

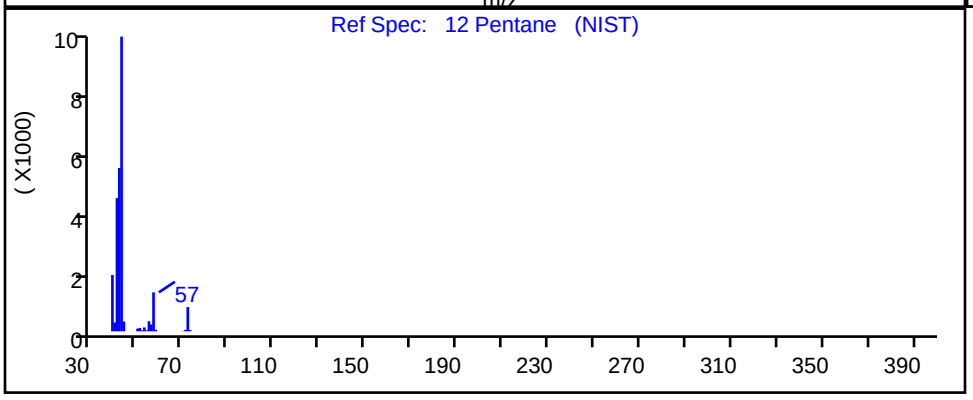

RT	Mass	Response	Amount
1.34	72.00	58	0.070905
1.34	57.00	224	

Reviewer: delpolitov, 03-Oct-2019 10:50:43
Audit Action: Marked Compound Undetected Audit Reason: Invalid Compound ID

User Disabled Compound Report

Eurofins TestAmerica, Edison

Data File: \\chromna\Edison\ChromData\CVOAMS5\20191003-98633.b\E04160.D
Injection Date: 03-Oct-2019 07:15:30 Instrument ID: CVOAMS5
Lims ID: STD7
Client ID:
Operator ID: ALS Bottle#: 2 Worklist Smp#: 3
Purge Vol: 5.000 mL Dil. Factor: 1.0000
Method: 8260W_5 Limit Group: VOA - 8260C Water and Solid
Column: Rtx-VMS (0.18 mm) Detector MS SCAN

59 Propionitrile, CAS: 107-12-0

Processing Results

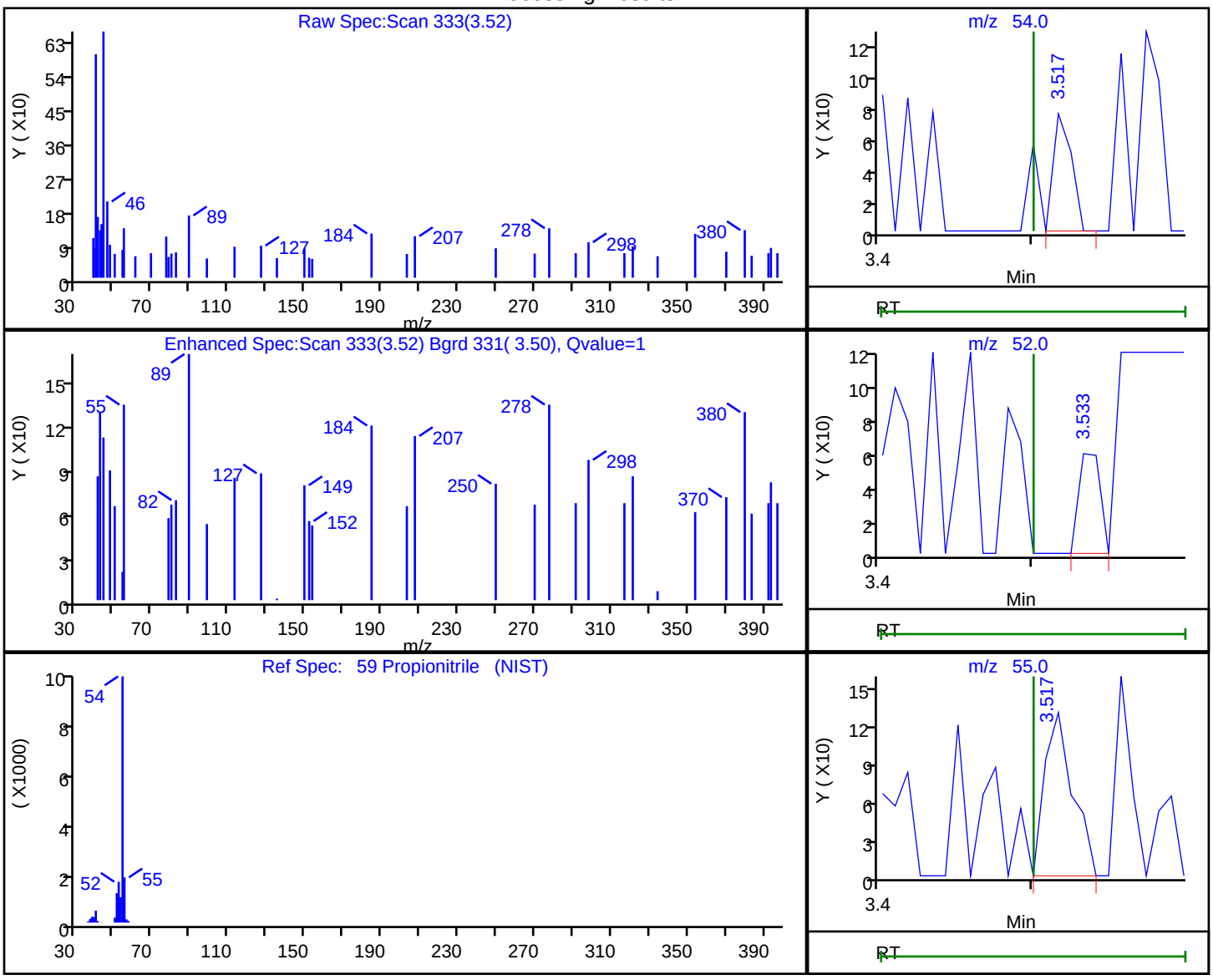

RT	Mass	Response	Amount
3.52	54.00	61	0.186180
3.53	52.00	58	
3.52	55.00	168	

Reviewer: delpolitov, 03-Oct-2019 10:51:38
Audit Action: Marked Compound Undetected Audit Reason: Invalid Compound ID

User Disabled Compound Report

Eurofins TestAmerica, Edison

Data File: \\chromna\Edison\ChromData\CVOAMS5\20191003-98633.b\E04160.D
Injection Date: 03-Oct-2019 07:15:30 Instrument ID: CVOAMS5
Lims ID: STD7
Client ID:
Operator ID: ALS Bottle#: 2 Worklist Smp#: 3
Purge Vol: 5.000 mL Dil. Factor: 1.0000
Method: 8260W_5 Limit Group: VOA - 8260C Water and Solid
Column: Rtx-VMS (0.18 mm) Detector MS SCAN

62 Tert-amyl methyl ether, CAS: 994-05-8

Processing Results

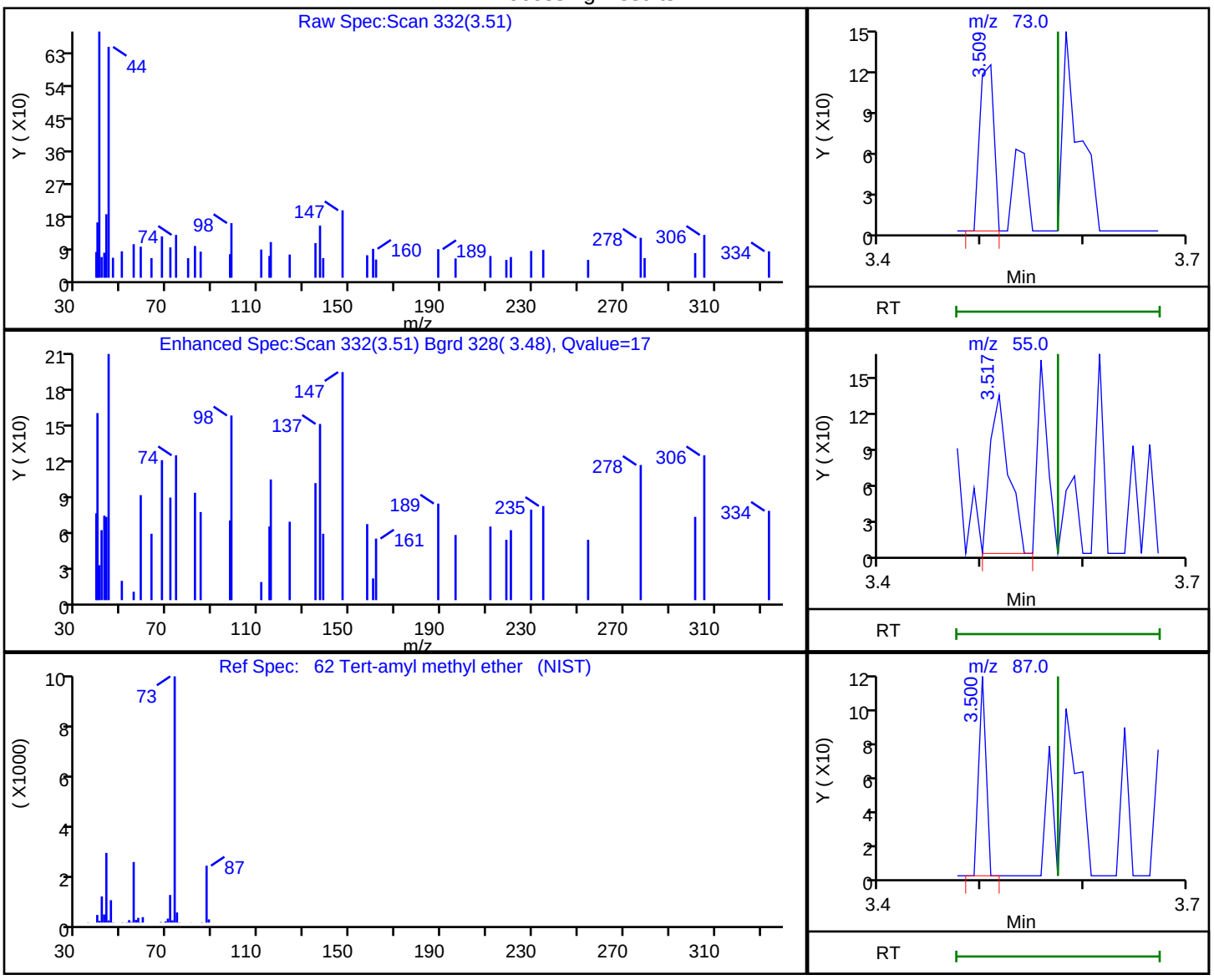

RT	Mass	Response	Amount
3.51	73.00	115	0.016086
3.52	55.00	168	
3.50	87.00	58	

Reviewer: delpolitov, 03-Oct-2019 10:51:38
Audit Action: Marked Compound Undetected Audit Reason: Invalid Compound ID

User Disabled Compound Report

Eurofins TestAmerica, Edison

Data File: \\chromna\Edison\ChromData\CVOAMS5\20191003-98633.b\E04160.D
Injection Date: 03-Oct-2019 07:15:30 Instrument ID: CVOAMS5
Lims ID: STD7
Client ID:
Operator ID: ALS Bottle#: 2 Worklist Smp#: 3
Purge Vol: 5.000 mL Dil. Factor: 1.0000
Method: 8260W_5 Limit Group: VOA - 8260C Water and Solid
Column: Rtx-VMS (0.18 mm) Detector MS SCAN

83 Toluene, CAS: 108-88-3

Processing Results

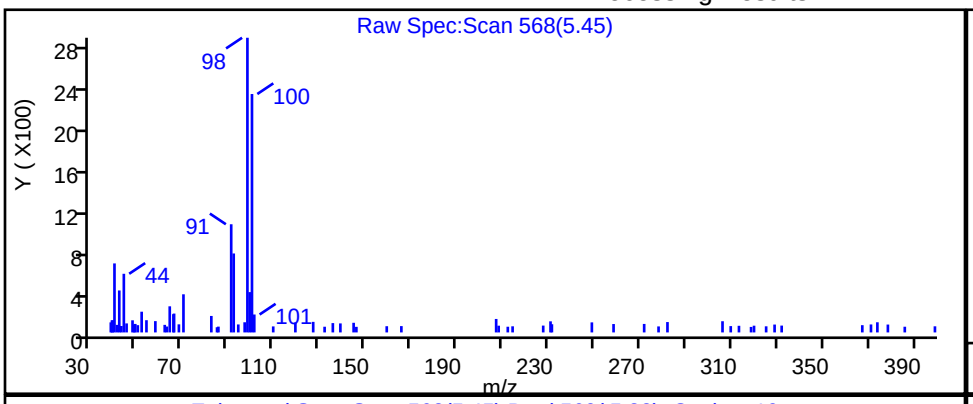

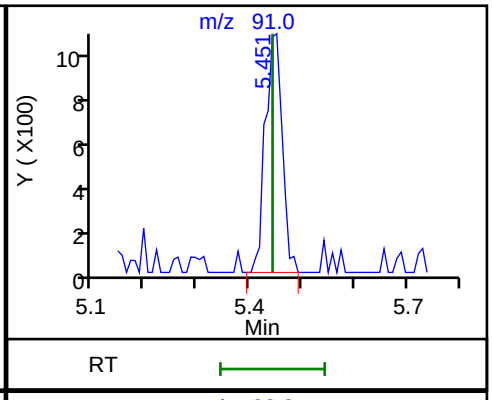

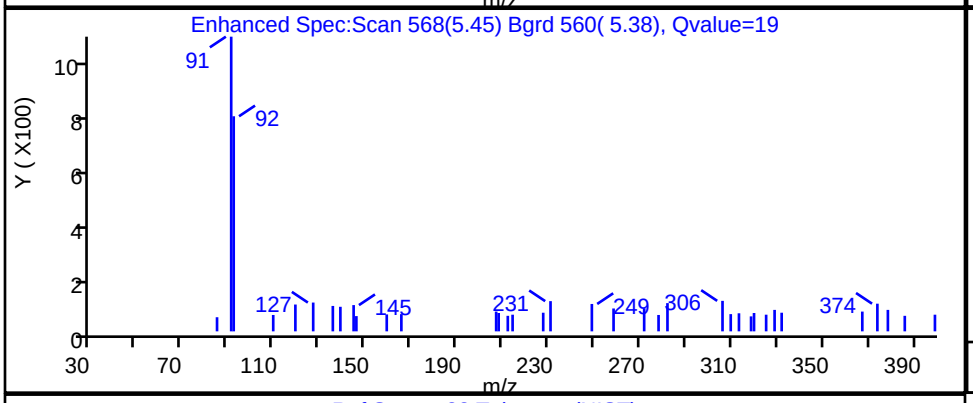

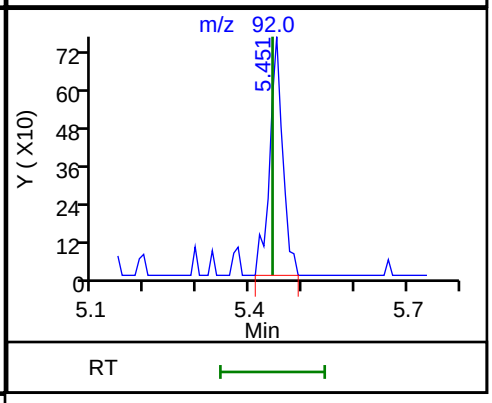

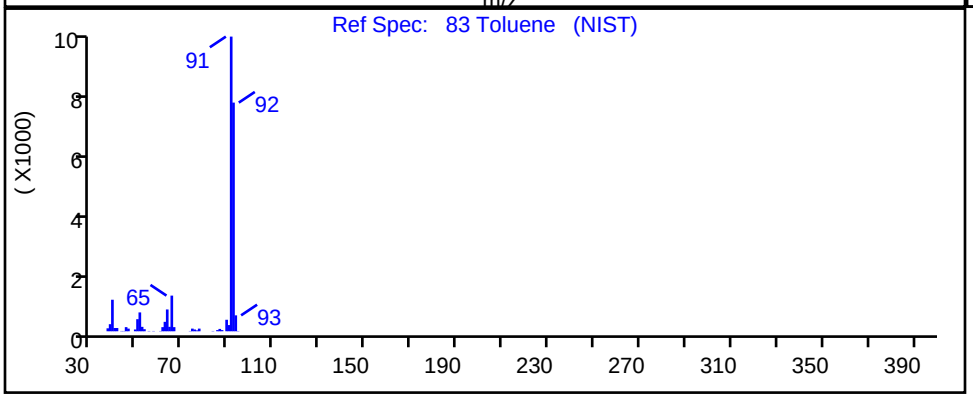

RT	Mass	Response	Amount
5.45	91.00	2357	0.233604
5.45	92.00	1321	

Reviewer: delpolitov, 03-Oct-2019 10:51:41
Audit Action: Marked Compound Undetected Audit Reason: Invalid Compound ID

User Disabled Compound Report

Eurofins TestAmerica, Edison

Data File: \\chromna\Edison\ChromData\CVOAMS5\20191003-98633.b\E04160.D
Injection Date: 03-Oct-2019 07:15:30 Instrument ID: CVOAMS5
Lims ID: STD7
Client ID:
Operator ID: ALS Bottle#: 2 Worklist Smp#: 3
Purge Vol: 5.000 mL Dil. Factor: 1.0000
Method: 8260W_5 Limit Group: VOA - 8260C Water and Solid
Column: Rtx-VMS (0.18 mm) Detector MS SCAN

69 Trichloroethene, CAS: 79-01-6

Processing Results

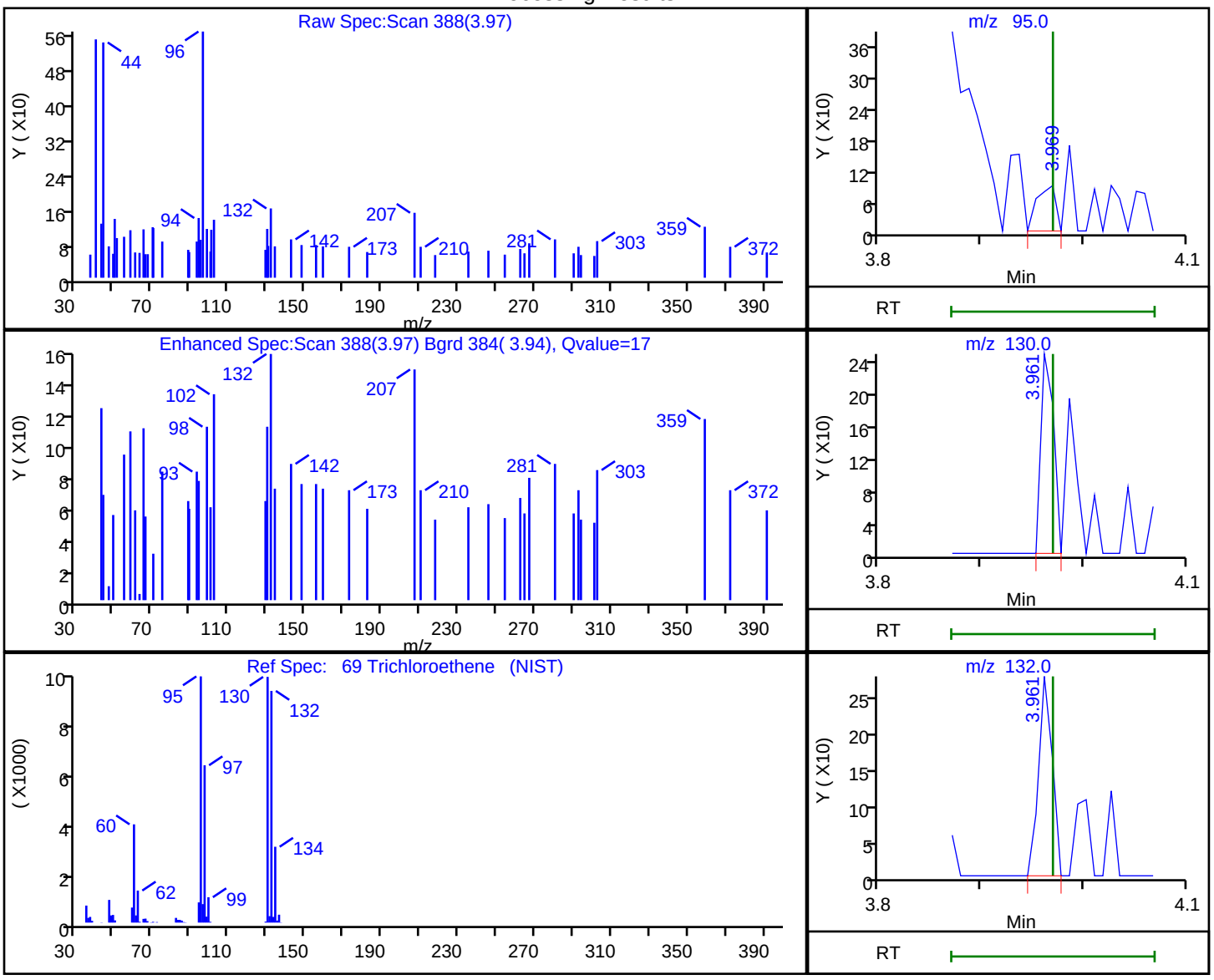

RT	Mass	Response	Amount
3.97	95.00	111	-0.152607
3.96	130.00	213	
3.96	132.00	256	

Reviewer: delpolitov, 03-Oct-2019 10:51:39
Audit Action: Marked Compound Undetected Audit Reason: Invalid Compound ID

User Disabled Compound Report

Eurofins TestAmerica, Edison

Data File: \\chromna\Edison\ChromData\CVOAMS5\20191003-98633.b\E04160.D
Injection Date: 03-Oct-2019 07:15:30 Instrument ID: CVOAMS5
Lims ID: STD7
Client ID:
Operator ID: ALS Bottle#: 2 Worklist Smp#: 3
Purge Vol: 5.000 mL Dil. Factor: 1.0000
Method: 8260W_5 Limit Group: VOA - 8260C Water and Solid
Column: Rtx-VMS (0.18 mm) Detector MS SCAN

11 Trichlorofluoromethane, CAS: 75-69-4

Processing Results

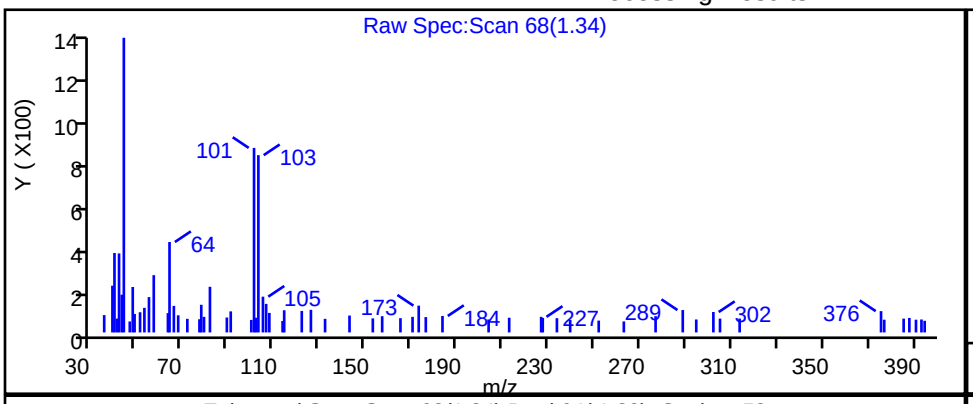

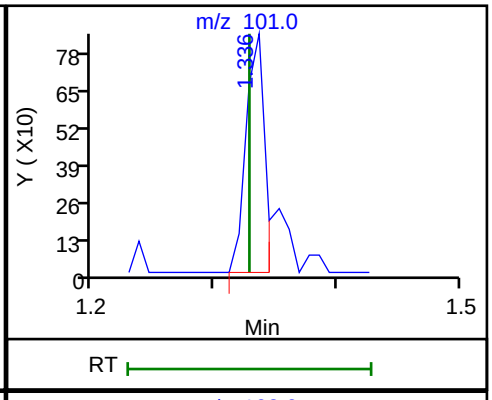

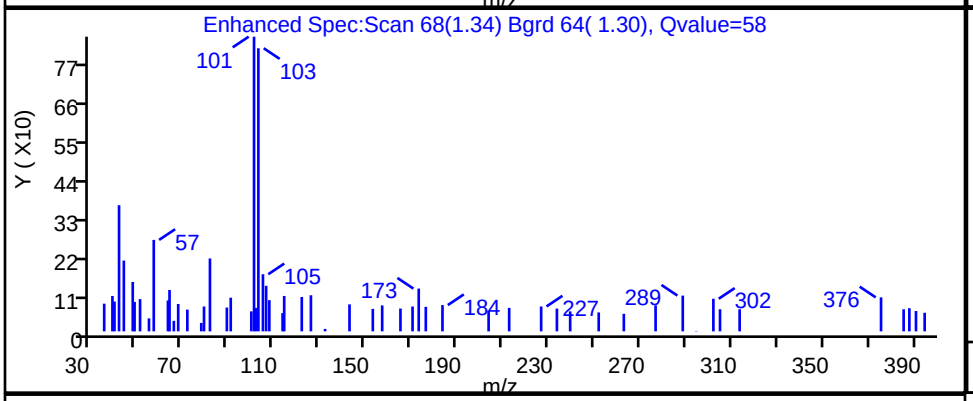

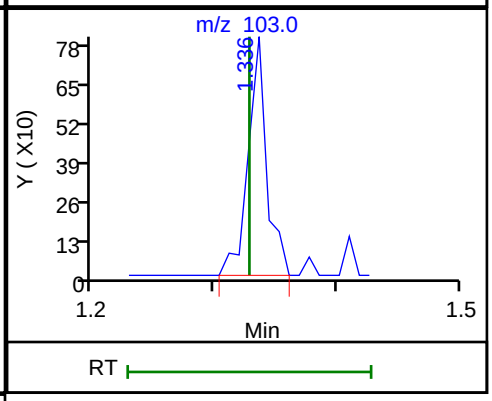

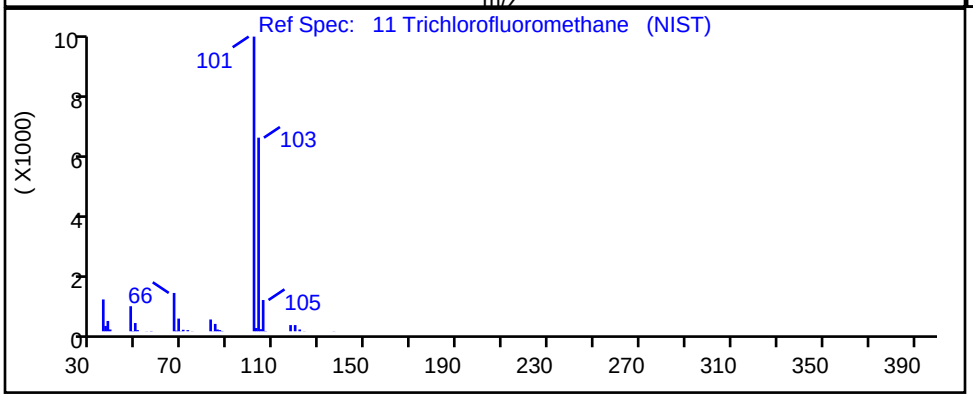

RT	Mass	Response	Amount
1.34	101.00	900	0.266337
1.34	103.00	856	

Reviewer: delpolitov, 03-Oct-2019 10:50:43
Audit Action: Marked Compound Undetected Audit Reason: Invalid Compound ID

User Disabled Compound Report

Eurofins TestAmerica, Edison

Data File: \\chromna\Edison\ChromData\CVOAMS5\20191003-98633.b\E04160.D
Injection Date: 03-Oct-2019 07:15:30 Instrument ID: CVOAMS5
Lims ID: STD7
Client ID:
Operator ID: ALS Bottle#: 2 Worklist Smp#: 3
Purge Vol: 5.000 mL Dil. Factor: 1.0000
Method: 8260W_5 Limit Group: VOA - 8260C Water and Solid
Column: Rtx-VMS (0.18 mm) Detector MS SCAN

41 Vinyl acetate, CAS: 108-05-4

Processing Results

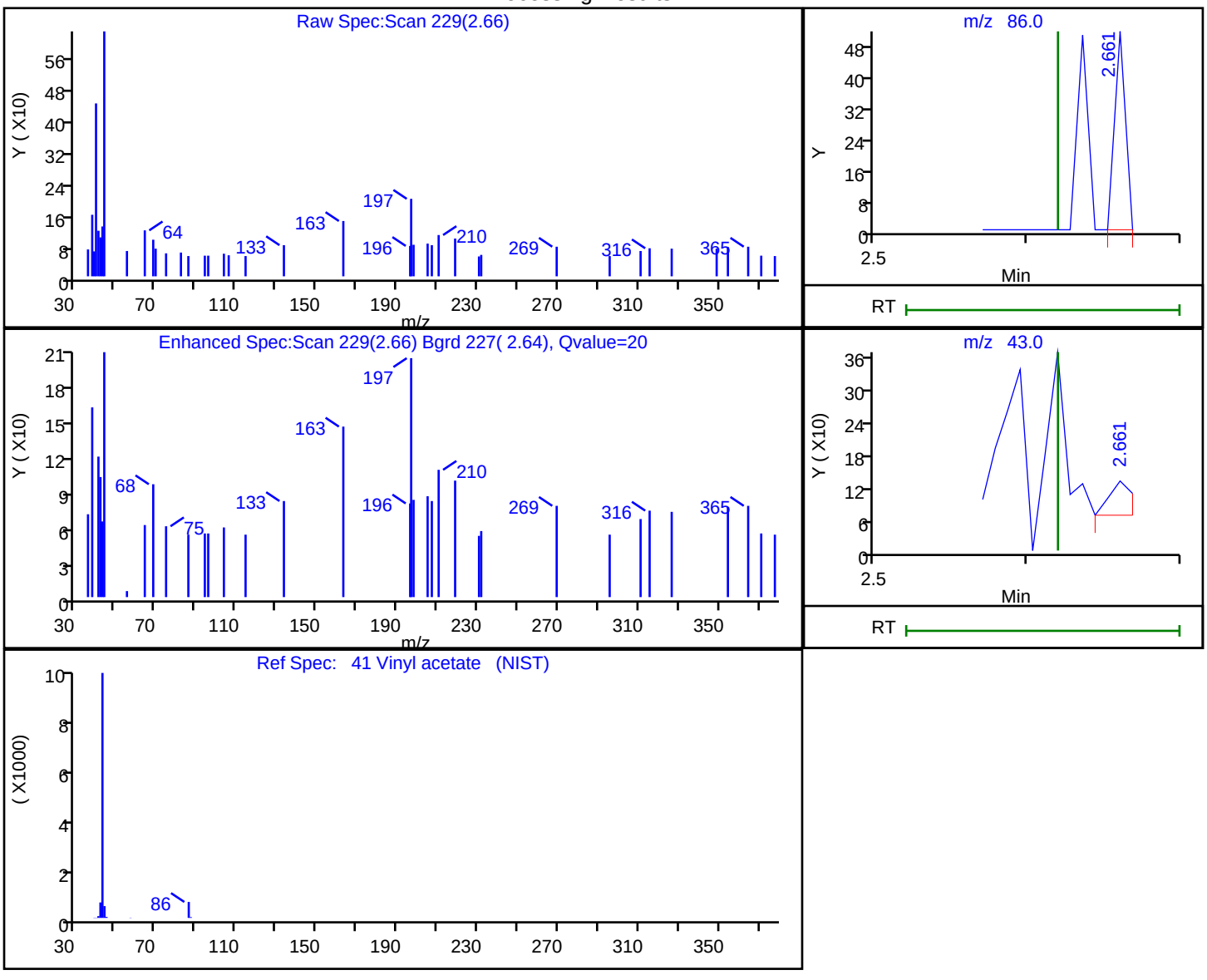

RT	Mass	Response	Amount
2.66	86.00	26	0.046973
2.66	43.00	66	

Reviewer: delpolitov, 03-Oct-2019 10:51:14
Audit Action: Marked Compound Undetected Audit Reason: Invalid Compound ID

User Disabled Compound Report

Eurofins TestAmerica, Edison

Data File: \\chromna\Edison\ChromData\CVOAMS5\20191003-98633.b\E04160.D
Injection Date: 03-Oct-2019 07:15:30 Instrument ID: CVOAMS5
Lims ID: STD7
Client ID:
Operator ID: ALS Bottle#: 2 Worklist Smp#: 3
Purge Vol: 5.000 mL Dil. Factor: 1.0000
Method: 8260W_5 Limit Group: VOA - 8260C Water and Solid
Column: Rtx-VMS (0.18 mm) Detector MS SCAN

7 Vinyl chloride, CAS: 75-01-4

Processing Results

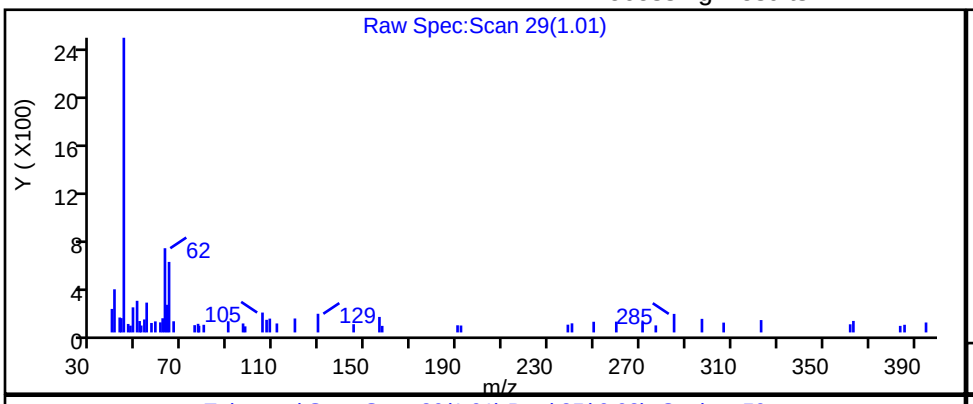

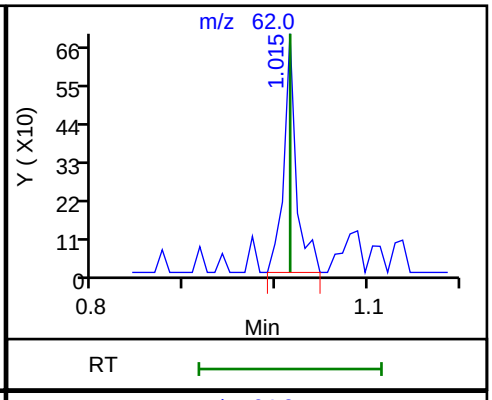

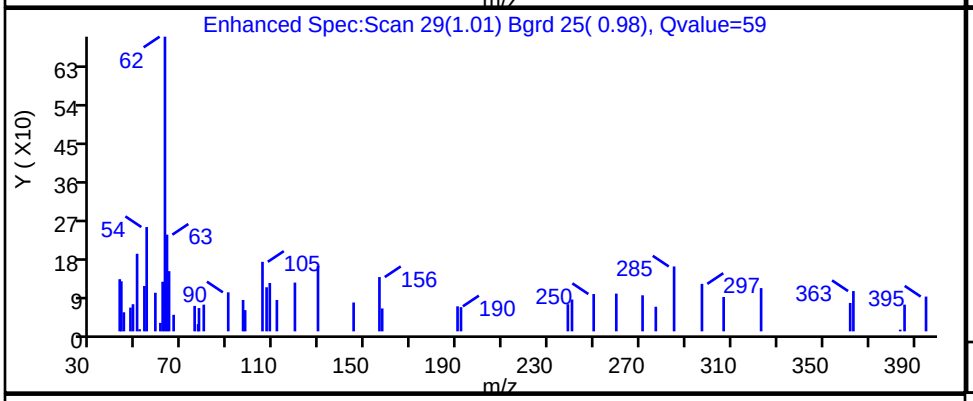

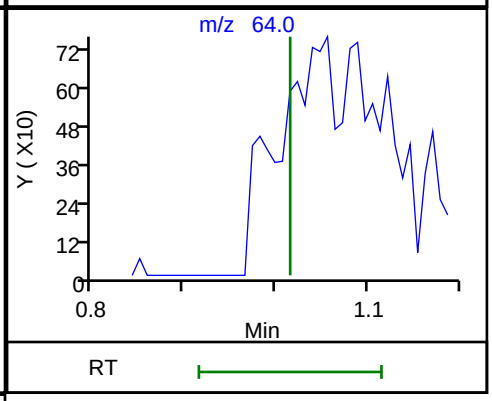

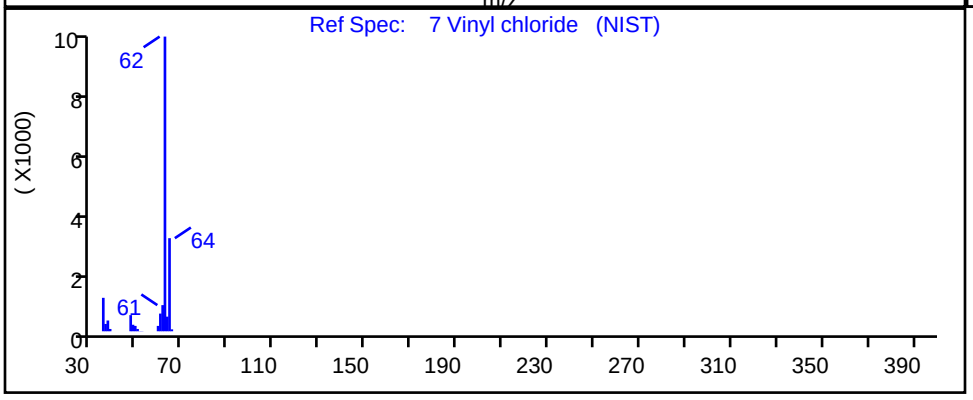

RT	Mass	Response	Amount
1.01	62.00	652	0.216217
1.02	64.00	0	

Reviewer: delpolitov, 03-Oct-2019 10:50:27
Audit Action: Marked Compound Undetected Audit Reason: Invalid Compound ID

Eurofins TestAmerica, Edison
Target Compound Quantitation Report

Data File: \\chromna\Edison\ChromData\CVOAMS5\20191003-98633.b\E04161.D
Lims ID: STD1
Client ID:
Sample Type: IC Calib Level: 1
Inject. Date: 03-Oct-2019 07:43:30 ALS Bottle#: 3 Worklist Smp#: 4
Purge Vol: 5.000 mL Dil. Factor: 1.0000
Sample Info: STD1
Misc. Info.: 460-0098633-004
Operator ID: Instrument ID: CVOAMS5
Sublist: chrom-8260W_5*sub65

Method: \\chromna\Edison\ChromData\CVOAMS5\20191003-98633.b\8260W_5.m
Limit Group: VOA - 8260C Water and Solid
Last Update: 03-Oct-2019 11:52:28 Calib Date: 03-Oct-2019 10:02:30
Integrator: RTE ID Type: Deconvolution ID
Quant Method: Internal Standard Quant By: Initial Calibration
Last ICal File: \\chromna\Edison\ChromData\CVOAMS5\20191003-98633.b\E04166.D

Column 1 : Rtx-VMS (0.18 mm) Det: MS SCAN
Process Host: CTX0311

First Level Reviewer: tupayachia Date: 03-Oct-2019 09:51:21

Compound	Sig	RT (min.)	Exp RT (min.)	Dlt RT (min.)	Q	Response	Cal Amt ug/l	OnCol Amt ug/l	Flags
1 Monochloropentafluoroethan	119	0.793	0.793	0.000	18	275	1.00	1.07	Ma
2 Chlorotrifluoroethene	116	0.859	0.859	0.000	50	1427	1.00	1.21	
3 Dichlorodifluoromethane	85	0.867	0.867	0.000	94	2708	1.00	0.8108	M
4 1,1-Difluoroethane	65	0.916	0.916	0.000	58	1673	1.00	1.11	
5 Chlorodifluoromethane	67	0.933	0.933	0.000	66	658	1.00	1.01	a
7 Vinyl chloride	62	1.015	1.015	0.000	76	2413	1.00	0.7640	
6 Chloromethane	50	1.023	1.023	0.000	52	3241	1.00	0.7680	a
8 Butadiene	54	1.023	1.023	0.000	91	2823	1.00	0.9393	
9 Bromomethane	94	1.188	1.188	0.000	85	2215	1.00	1.00	
10 Chloroethane	64	1.254	1.254	0.000	66	2133	1.00	1.13	
11 Trichlorofluoromethane	101	1.328	1.328	0.000	85	3437	1.00	0.9464	
12 Pentane	72	1.328	1.328	0.000	90	568	2.00	2.12	
13 Dichlorofluoromethane	67	1.361	1.361	0.000	96	3893	1.00	0.9868	
14 2-Methyl-1,3-butadiene	67	1.492	1.492	0.000	89	4447	1.00	1.15	
15 Ethyl ether	59	1.500	1.501	-0.001	69	2174	1.00	1.01	
16 Ethanol	45	1.591	1.599	-0.008	22	903	40.0	35.9	a
17 1,1-Dichloroethene	96	1.607	1.608	-0.001	88	2493	1.00	1.00	
18 1,2-Dichloro-1,1,2-trifluo	67	1.616	1.608	0.008	77	3501	1.00	1.24	
19 Carbon disulfide	76	1.624	1.624	0.000	19	9682	1.00	1.21	a
20 1,1,2-Trichloro-1,2,2-trif	101	1.640	1.632	0.008	53	2020	1.00	0.9860	
21 1,1,1-Trifluoro-2,2-dichlo	83	1.649	1.649	0.000	41	4015	1.00	1.08	
22 Iodomethane	142	1.698	1.698	0.000	92	2944	1.00	0.8051	
23 Cyclopentene	67	1.780	1.781	0.000	95	6394	1.00	1.08	
24 Acrolein	56	1.813	1.813	0.000	28	1086	4.00	4.83	
25 3-Chloro-1-propene	76	1.887	1.888	-0.001	97	1726	1.00	1.05	
26 Isopropyl alcohol	45	1.920	1.912	0.008	36	1294	10.0	10.1	
27 Methylene Chloride	84	1.953	1.953	0.000	82	3713	1.00	1.17	M
28 Acetone	58	1.986	1.986	0.000	67	1435	5.00	6.60	
29 trans-1,2-Dichloroethene	96	2.052	2.044	0.008	88	3229	1.00	1.13	
30 Methyl acetate	74	2.060	2.060	0.000	94	1155	2.00	2.52	

Compound	Sig	RT (min.)	Exp RT (min.)	Dlt RT (min.)	Q	Response	Cal Amt ug/l	OnCol Amt ug/l	Flags
31 Hexane	86	2.101	2.093	0.008	64	481	1.00	0.99	
32 Methyl tert-butyl ether	73	2.118	2.118	0.000	76	8013	1.00	1.08	
* 33 TBA-d9 (IS)	65	2.142	2.143	-0.001	99	187966	1000.0	1000.0	
34 2-Methyl-2-propanol	59	2.192	2.192	0.000	66	2255	10.0	10.3	
35 Acetonitrile	41	2.282	2.283	-0.001	91	2875	10.0	11.1	
36 Isopropyl ether	45	2.356	2.365	-0.009	94	9792	1.00	1.18	
37 2-Chloro-1,3-butadiene	88	2.422	2.422	0.000	87	3113	1.00	1.21	
38 1,1-Dichloroethane	63	2.439	2.439	0.000	86	4467	1.00	0.9647	
39 Acrylonitrile	53	2.480	2.480	0.000	97	8806	10.0	10.7	
40 Tert-butyl ethyl ether	59	2.612	2.612	0.000	83	8645	1.00	1.08	
41 Vinyl acetate	86	2.620	2.620	0.000	98	1172	2.00	2.07	
42 cis-1,2-Dichloroethene	96	2.817	2.809	0.008	97	3262	1.00	1.06	
43 2,2-Dichloropropane	77	2.891	2.883	0.008	88	3806	1.00	1.12	
44 Cyclohexane	56	2.949	2.949	0.000	82	2525	1.00	1.07	
45 Chlorobromomethane	128	2.957	2.957	0.000	84	2000	1.00	1.24	
46 Chloroform	83	3.015	3.015	0.000	96	5166	1.00	1.12	
47 Carbon tetrachloride	117	3.114	3.105	0.009	81	3334	1.00	1.14	
49 Ethyl acetate	70	3.130	3.122	0.008	51	497	2.00	1.84	
48 Methyl acrylate	55	3.138	3.130	0.008	32	2152	1.00	1.03	
50 Tetrahydrofuran	42	3.138	3.138	0.000	30	1966	2.00	2.25	
$ 51 Dibromofluoromethane (Surr	113	3.155	3.155	0.000	98	151435	50.0	51.9	
52 1,1,1-Trichloroethane	97	3.163	3.163	0.000	36	4294	1.00	1.16	
* 53 2-Butanone-d5	46	3.229	3.229	0.000	100	198871	250.0	250.0	
55 2-Butanone (MEK)	72	3.262	3.262	0.000	64	1578	5.00	5.22	
54 1,1-Dichloropropene	75	3.262	3.262	0.000	31	4267	1.00	1.23	
56 Isooctane	57	3.352	3.344	0.008	75	3701	1.00	1.16	
57 n-Heptane	57	3.443	3.435	0.008	65	999	1.00	1.01	
58 Benzene	78	3.459	3.459	0.000	96	12748	1.00	1.23	
59 Propionitrile	54	3.500	3.501	-0.001	45	3401	10.0	10.7	
60 Methacrylonitrile	67	3.517	3.509	0.008	87	11437	10.0	11.2	
$ 61 1,2-Dichloroethane-d4 (Sur	65	3.574	3.575	-0.001	96	144304	50.0	51.9	
62 Tert-amyl methyl ether	73	3.574	3.575	-0.001	39	8058	1.00	1.10	
63 1,2-Dichloroethane	62	3.632	3.632	0.000	30	3645	1.00	1.18	
64 Isobutyl alcohol	43	3.706	3.698	0.008	76	2076	25.0	24.4	
65 t-Amyl alcohol	59	3.772	3.780	-0.008	66	1749	10.0	10.2	
* 66 Fluorobenzene	96	3.813	3.813	0.000	100	471826	50.0	50.0	
67 Isopropyl acetate	43	3.887	3.887	0.000	93	4093	1.00	1.03	
68 Methylcyclohexane	83	3.945	3.937	0.008	86	1676	1.00	0.9227	a
69 Trichloroethene	95	3.969	3.970	-0.001	86	3034	1.00	1.15	
70 2-ethoxy-2-methyl butane	59	4.208	4.217	-0.008	95	6383	1.00	1.08	
72 n-Butanol	56	4.356	4.348	0.008	57	1384	25.0	24.7	
71 Dibromomethane	93	4.356	4.356	0.000	83	1314	1.00	0.8624	
73 1,2-Dichloropropane	63	4.447	4.447	0.000	96	3344	1.00	1.19	
75 Ethyl acrylate	55	4.529	4.521	0.008	82	3168	1.00	1.09	
74 Dichlorobromomethane	83	4.529	4.529	0.000	91	3529	1.00	1.04	
* 76 1,4-Dioxane-d8	96	4.727	4.719	0.008	96	24251	1000.0	1000.0	
77 Methyl methacrylate	100	4.718	4.727	-0.009	51	1532	2.00	2.08	
78 1,4-Dioxane	88	4.759	4.743	0.016	49	1863	50.0	57.3	
79 n-Propyl acetate	43	4.891	4.883	0.008	92	3033	1.00	1.03	
80 2-Chloroethyl vinyl ether	63	5.163	5.155	0.008	68	1730	1.00	1.06	
81 cis-1,3-Dichloropropene	75	5.196	5.196	0.000	89	3662	1.00	0.9533	
$ 82 Toluene-d8 (Surr)	98	5.393	5.385	0.008	100	503026	50.0	53.3	

Compound	Sig	RT (min.)	Exp RT (min.)	Dlt RT (min.)	Q	Response	Cal Amt ug/l	OnCol Amt ug/l	Flags
83 Toluene	91	5.451	5.443	0.008	91	13161	1.00	1.31	
84 Epichlorohydrin	57	5.500	5.484	0.016	42	3790	20.0	18.8	
85 2-Nitropropane	41	5.722	5.723	-0.001	71	968	2.00	2.09	
86 Tetrachloroethene	166	5.879	5.879	0.000	88	2540	1.00	1.27	
87 4-Methyl-2-pentanone (MIBK	43	5.936	5.928	0.008	94	8587	5.00	4.49	
88 trans-1,3-Dichloropropene	75	5.961	5.961	0.000	90	3478	1.00	1.03	
89 1,1,2-Trichloroethane	83	6.150	6.142	0.008	93	2115	1.00	1.14	
90 Ethyl methacrylate	69	6.224	6.208	0.016	86	2816	1.00	0.9724	
91 Chlorodibromomethane	129	6.340	6.340	0.000	95	2897	1.00	1.12	
92 1,3-Dichloropropane	76	6.455	6.463	-0.008	91	4310	1.00	1.13	
93 Ethylene Dibromide	107	6.603	6.595	0.008	97	2389	1.00	1.09	
94 n-Butyl acetate	43	6.932	6.932	0.000	96	2573	1.00	0.9138	
95 2-Hexanone	43	7.006	7.006	0.000	91	6051	5.00	4.57	
* 96 Chlorobenzene-d5	117	7.294	7.294	0.000	83	330383	50.0	50.0	
97 Chlorobenzene	112	7.311	7.311	0.000	41	7610	1.00	1.22	
98 Ethylbenzene	106	7.393	7.393	0.000	95	3118	1.00	1.14	
99 1,1,1,2-Tetrachloroethane	131	7.426	7.426	0.000	83	2718	1.00	1.14	
100 m-Xylene & p-Xylene	106	7.607	7.607	0.000	94	4819	1.00	1.37	
101 o-Xylene	106	8.208	8.208	0.000	97	4158	1.00	1.21	
102 Bromoform	173	8.274	8.274	0.000	62	1904	1.00	1.27	
103 Styrene	104	8.298	8.290	0.008	93	5108	1.00	0.9243	
104 n-Butyl acrylate	73	8.619	8.611	0.008	77	1519	1.00	0.9766	
105 Isopropylbenzene	105	8.693	8.693	0.000	94	7199	1.00	1.13	
106 Amyl acetate (mixed isomer	43	9.039	9.031	0.008	75	3882	1.00	1.00	a
$ 107 4-Bromofluorobenzene	174	9.080	9.080	0.000	0	134922	50.0	49.0	
108 Bromobenzene	156	9.195	9.195	0.000	86	2297	1.00	1.10	
109 N-Propylbenzene	91	9.335	9.327	0.008	99	6123	1.00	1.12	
110 1,1,2,2-Tetrachloroethane	83	9.492	9.484	0.008	41	3253	1.00	0.9764	M
111 2-Chlorotoluene	91	9.516	9.516	0.000	95	5649	1.00	1.24	
112 4-Ethyltoluene	105	9.524	9.525	-0.001	87	6467	1.00	1.30	
113 1,2,3-Trichloropropane	110	9.623	9.632	-0.009	41	686	1.00	1.07	M
114 1,3,5-Trimethylbenzene	105	9.681	9.681	0.000	91	5745	1.00	1.33	
115 trans-1,4-Dichloro-2-buten	53	9.755	9.755	0.000	42	649	1.00	1.19	M
116 4-Chlorotoluene	91	9.788	9.780	0.008	97	5121	1.00	1.19	
117 tert-Butylbenzene	119	10.150	10.150	0.000	80	4046	1.00	1.19	
118 Butyl Methacrylate	87	10.282	10.274	0.008	53	2814	1.00	1.19	
119 1,2,4-Trimethylbenzene	105	10.282	10.282	0.000	94	6138	1.00	1.34	
120 sec-Butylbenzene	105	10.438	10.446	-0.008	96	5625	1.00	1.26	
121 1,3-Dichlorobenzene	146	10.718	10.718	0.000	79	3532	1.00	1.22	
122 4-Isopropyltoluene	119	10.726	10.726	0.000	97	5596	1.00	1.34	
* 123 1,4-Dichlorobenzene-d4	152	10.849	10.850	-0.001	93	115752	50.0	50.0	
124 1,4-Dichlorobenzene	146	10.874	10.874	0.000	34	3502	1.00	1.19	
125 1,2,3-Trimethylbenzene	105	10.981	10.973	0.008	95	6329	1.00	1.29	
126 2,3-Dihydroindene	117	11.146	11.146	0.000	93	7612	1.00	0.9850	
128 Benzyl chloride	126	11.310	11.302	0.008	97	1044	1.00	1.25	
127 p-Diethylbenzene	119	11.310	11.302	0.008	74	3048	1.00	1.00	
129 n-Butylbenzene	92	11.368	11.368	0.000	95	2240	1.00	1.31	
130 1,2-Dichlorobenzene	146	11.467	11.467	0.000	94	4394	1.00	1.34	
131 1,2,4,5-Tetramethylbenzene	119	12.158	12.150	0.008	96	4827	1.00	1.00	M
132 1,2-Dibromo-3-Chloropropan	157	12.273	12.273	0.000	46	883	1.00	1.02	
133 1,3,5-Trichlorobenzene	180	12.298	12.298	0.000	86	2155	1.00	1.33	M
134 1,2,4-Trichlorobenzene	180	12.775	12.775	0.000	89	1507	1.00	1.21	M

Compound	Sig	RT (min.)	Exp RT (min.)	Dlt RT (min.)	Q	Response	Cal Amt ug/l	OnCol Amt ug/l	Flags
135 Hexachlorobutadiene	225	12.783	12.775	0.008	86	1279	1.00	0.9677	
136 Naphthalene	128	12.989	12.981	0.008	98	3433	1.00	1.26	
137 1,2,3-Trichlorobenzene	180	13.096	13.096	0.000	87	1444	1.00	1.16	
S 138 1,2-Dichloroethene, Total	100				0		2.00	2.19	
S 139 1,3-Dichloropropene, Total	100				0		2.00	1.98	
S 140 Xylenes, Total	100				0		2.00	2.58	
S 141 Total BTEX	1				0		5.00	6.26	

QC Flag Legend

Review Flags

M - Manually Integrated

a - User Assigned ID

Reagents:

8260SURR250_00201	Amount Added:	1.00	Units: uL	
GASES Li_00335	Amount Added:	10.00	Units: uL	
ACROLEIN W_00095	Amount Added:	4.00	Units: uL	
14DIOXINTER_00105	Amount Added:	30.00	Units: uL	
524freon_00011	Amount Added:	10.00	Units: uL	
8260MIX1COMB_00105	Amount Added:	10.00	Units: uL	
8260ISNEW_00135	Amount Added:	1.00	Units: uL	Run Reagent

Report Date: 03-Oct-2019 11:52:31 Chrom Revision: 2.3 17-Sep-2019 16:19:08

Eurofins TestAmerica, Edison

Data File: \\chromna\Edison\ChromData\CVOAMS5\20191003-98633.b\E04161.D

Injection Date:	03-Oct-2019 07:43:30	Instrument ID:	CVOAMS5	Operator ID:	
Lims ID:	STD1			Worklist Smp#:	4
Client ID:					
Purge Vol:	5.000 mL	Dil. Factor:	1.0000	ALS Bottle#:	3
Method:	8260W_5	Limit Group:	VOA - 8260C Water and Solid		

Column: Rtx-VMS (0.18 mm)

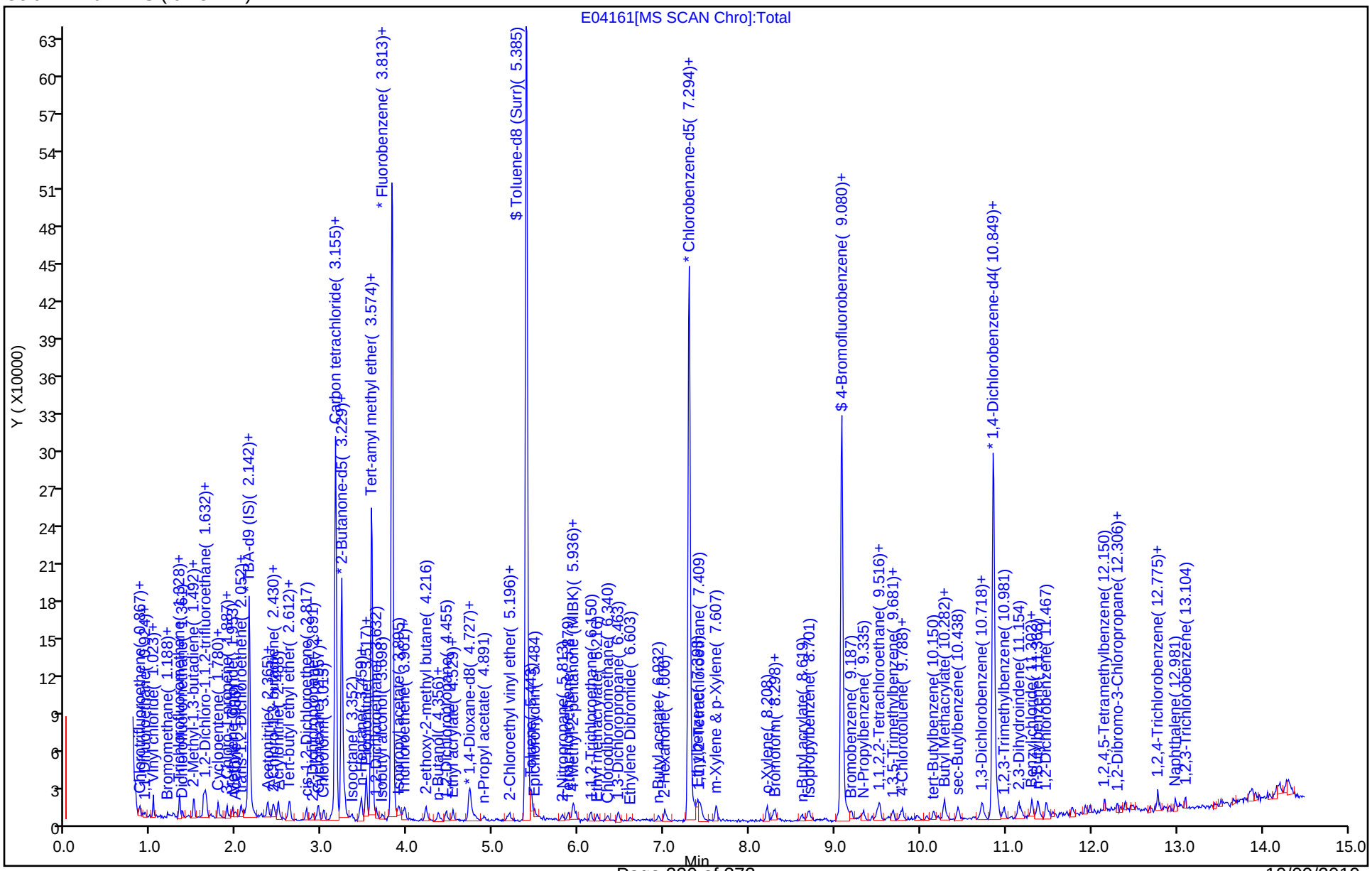

Manual Integration/User Assign Peak Report

Eurofins TestAmerica, Edison

Data File: \\chromna\Edison\ChromData\CVOAMS5\20191003-98633.b\E04161.D
Injection Date: 03-Oct-2019 07:43:30 Instrument ID: CVOAMS5
Lims ID: STD1
Client ID:
Operator ID: ALS Bottle#: 3 Worklist Smp#: 4
Purge Vol: 5.000 mL Dil. Factor: 1.0000
Method: 8260W_5 Limit Group: VOA - 8260C Water and Solid
Column: Rtx-VMS (0.18 mm) Detector MS SCAN

1 Monochloropentafluoroethane, CAS: 76-15-3

Signal: 1

Processing Integration Results

RT: 0.87
Area: 143
Amount: 4.956159
Amount Units: ug/l

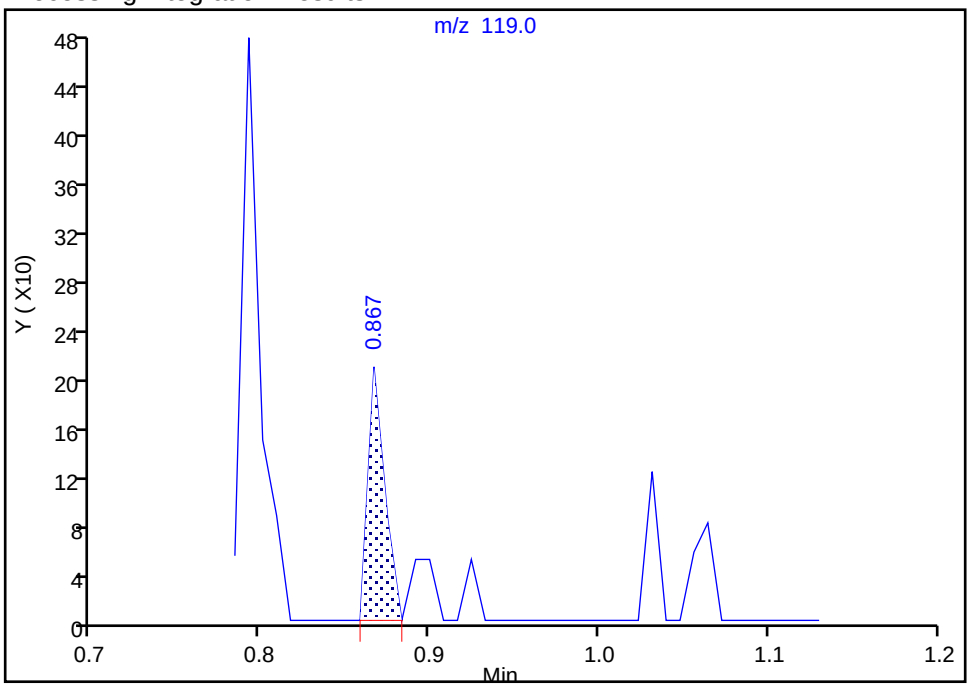

Manual Integration Results

RT: 0.79
Area: 275
Amount: 1.065529
Amount Units: ug/l

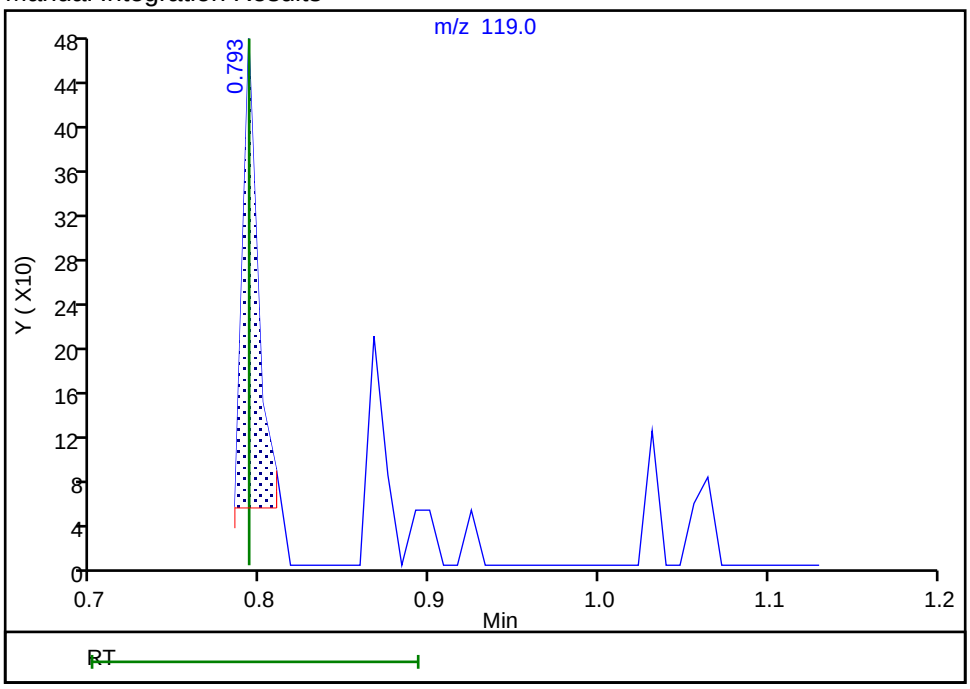

Reviewer: delpolitov, 03-Oct-2019 10:52:56
Audit Action: Manually Integrated Audit Reason: Incomplete Integration

Manual Integration/User Assign Peak Report

Eurofins TestAmerica, Edison

Data File: \\chromna\Edison\ChromData\CVOAMS5\20191003-98633.b\E04161.D
Injection Date: 03-Oct-2019 07:43:30 Instrument ID: CVOAMS5
Lims ID: STD1
Client ID:
Operator ID: ALS Bottle#: 3 Worklist Smp#: 4
Purge Vol: 5.000 mL Dil. Factor: 1.0000
Method: 8260W_5 Limit Group: VOA - 8260C Water and Solid
Column: Rtx-VMS (0.18 mm) Detector MS SCAN

3 Dichlorodifluoromethane, CAS: 75-71-8

Signal: 1

Processing Integration Results

RT: 0.87
Area: 2447
Amount: 0.758665
Amount Units: ug/l

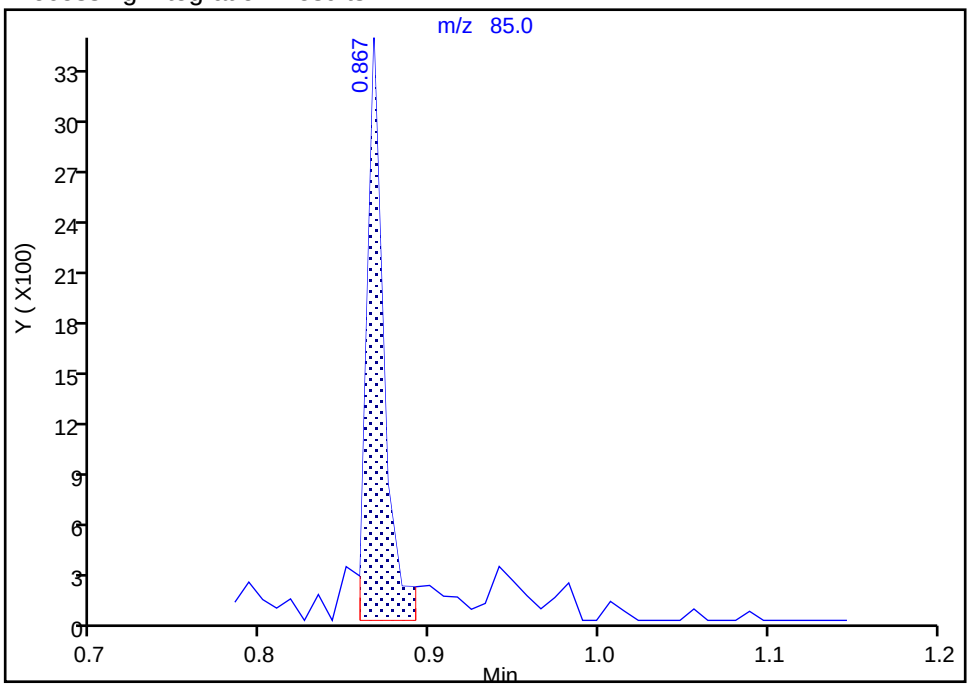

Manual Integration Results

RT: 0.87
Area: 2708
Amount: 0.810766
Amount Units: ug/l

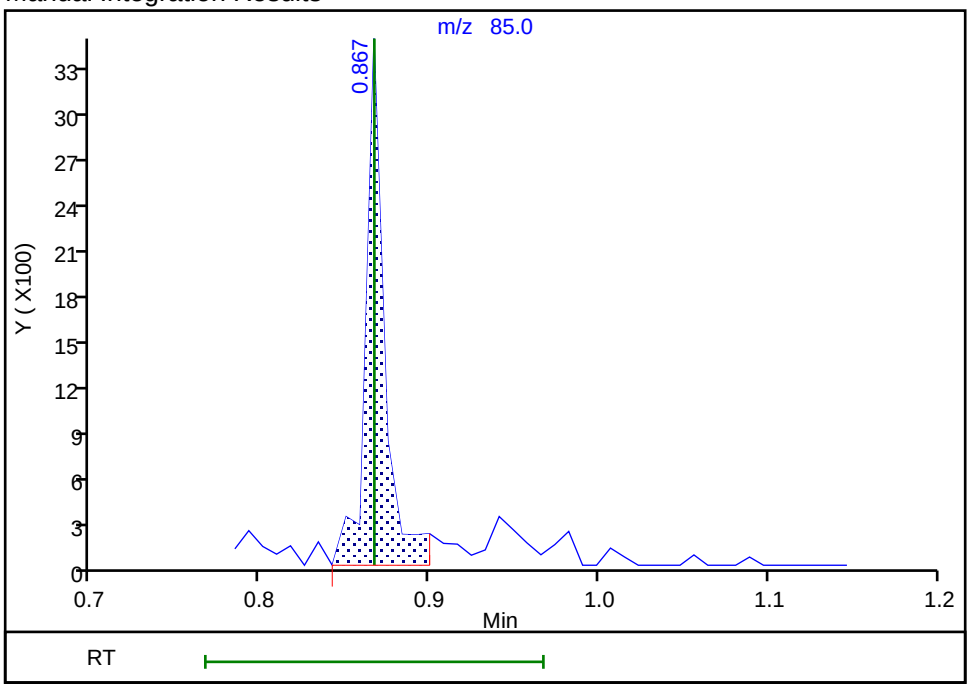

Reviewer: delpolitov, 03-Oct-2019 10:53:14
Audit Action: Manually Integrated Audit Reason: Incomplete Integration

Manual Integration/User Assign Peak Report

Eurofins TestAmerica, Edison

Data File: \\chromna\Edison\ChromData\CVOAMS5\20191003-98633.b\E04161.D
Injection Date: 03-Oct-2019 07:43:30 Instrument ID: CVOAMS5
Lims ID: STD1
Client ID:
Operator ID: ALS Bottle#: 3 Worklist Smp#: 4
Purge Vol: 5.000 mL Dil. Factor: 1.0000
Method: 8260W_5 Limit Group: VOA - 8260C Water and Solid
Column: Rtx-VMS (0.18 mm) Detector MS SCAN

5 Chlorodifluoromethane, CAS: 75-45-6

Signal: 1

Not Detected
Expected RT: 0.93

Processing Integration Results

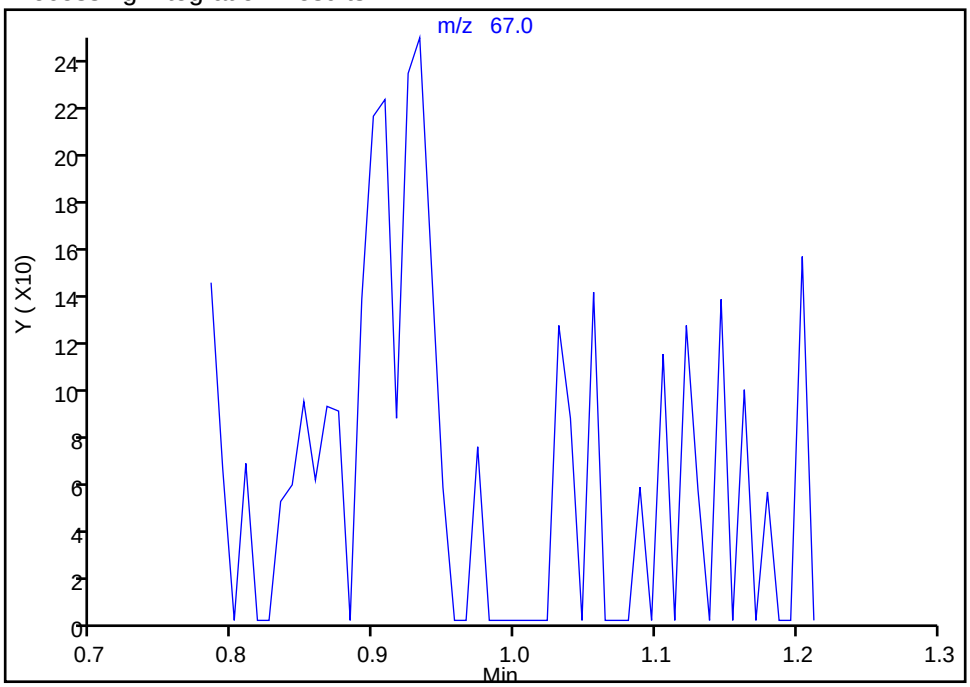

Manual Integration Results

RT: 0.93
Area: 658
Amount: 1.009710
Amount Units: ug/l

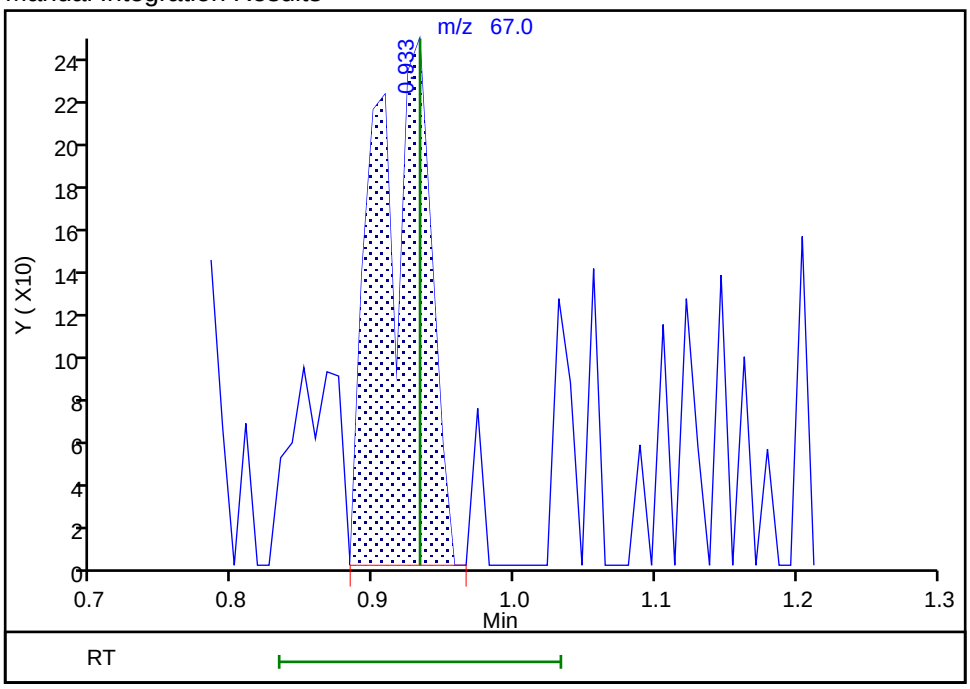

Reviewer: delpolitov, 03-Oct-2019 10:53:21
Audit Action: Assigned Compound ID Audit Reason: Incomplete Integration

Manual Integration/User Assign Peak Report

Eurofins TestAmerica, Edison

Data File: \\chromna\Edison\ChromData\CVOAMS5\20191003-98633.b\E04161.D
Injection Date: 03-Oct-2019 07:43:30 Instrument ID: CVOAMS5
Lims ID: STD1
Client ID:
Operator ID: ALS Bottle#: 3 Worklist Smp#: 4
Purge Vol: 5.000 mL Dil. Factor: 1.0000
Method: 8260W_5 Limit Group: VOA - 8260C Water and Solid
Column: Rtx-VMS (0.18 mm) Detector MS SCAN

6 Chloromethane, CAS: 74-87-3

Signal: 1

Not Detected
Expected RT: 1.02

Processing Integration Results

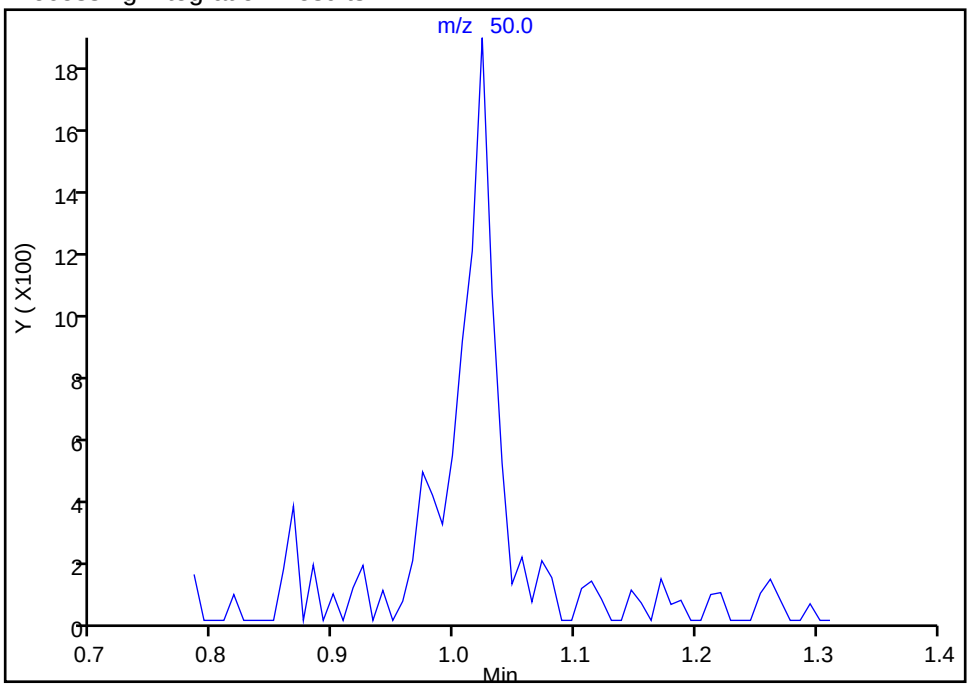

Manual Integration Results

RT: 1.02
Area: 3241
Amount: 0.768043
Amount Units: ug/l

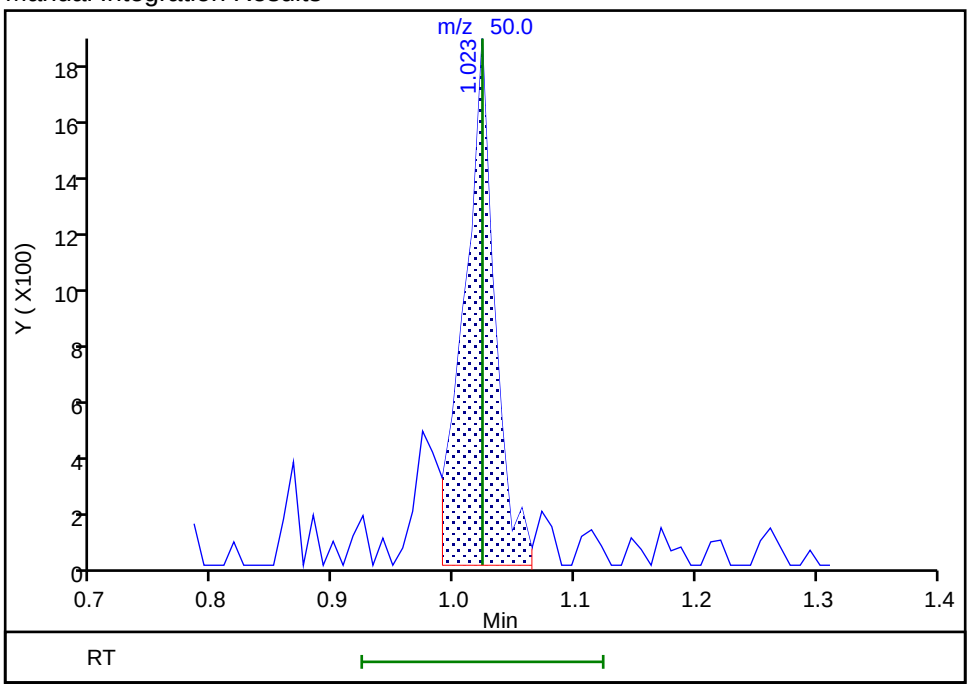

Reviewer: delpolitov, 03-Oct-2019 10:53:27
Audit Action: Assigned Compound ID Audit Reason: Incomplete Integration

Manual Integration/User Assign Peak Report

Eurofins TestAmerica, Edison

Data File: \\chromna\Edison\ChromData\CVOAMS5\20191003-98633.b\E04161.D
Injection Date: 03-Oct-2019 07:43:30 Instrument ID: CVOAMS5
Lims ID: STD1
Client ID:
Operator ID: ALS Bottle#: 3 Worklist Smp#: 4
Purge Vol: 5.000 mL Dil. Factor: 1.0000
Method: 8260W_5 Limit Group: VOA - 8260C Water and Solid
Column: Rtx-VMS (0.18 mm) Detector MS SCAN

16 Ethanol, CAS: 64-17-5

Signal: 1

Processing Integration Results

RT: 1.68
Area: 518
Amount: 41.443004
Amount Units: ug/l

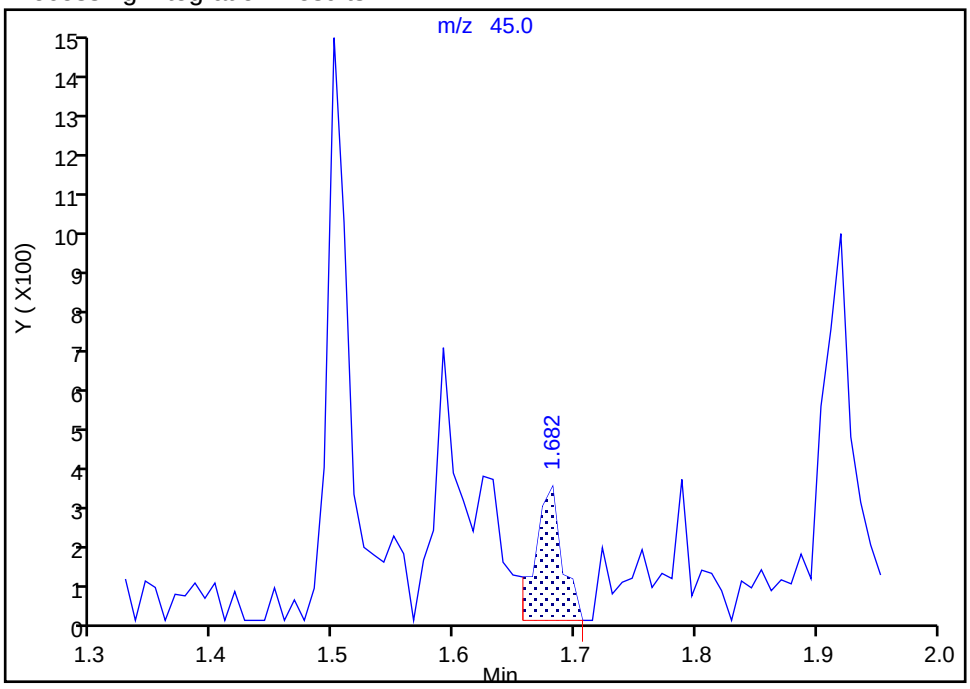

Manual Integration Results

RT: 1.59
Area: 903
Amount: 35.949528
Amount Units: ug/l

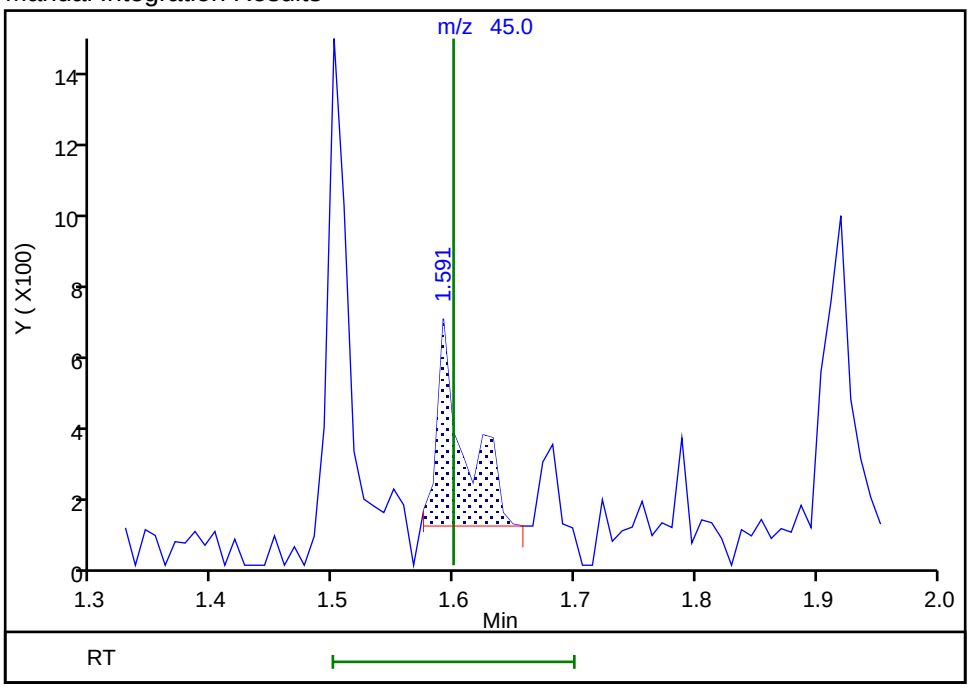

Reviewer: delpolitov, 03-Oct-2019 10:53:44
Audit Action: Assigned Compound ID Audit Reason: Incomplete Integration

Manual Integration/User Assign Peak Report

Eurofins TestAmerica, Edison

Data File: \\chromna\Edison\ChromData\CVOAMS5\20191003-98633.b\E04161.D
Injection Date: 03-Oct-2019 07:43:30 Instrument ID: CVOAMS5
Lims ID: STD1
Client ID:
Operator ID: ALS Bottle#: 3 Worklist Smp#: 4
Purge Vol: 5.000 mL Dil. Factor: 1.0000
Method: 8260W_5 Limit Group: VOA - 8260C Water and Solid
Column: Rtx-VMS (0.18 mm) Detector MS SCAN

19 Carbon disulfide, CAS: 75-15-0

Signal: 1

Not Detected
Expected RT: 1.62

Processing Integration Results

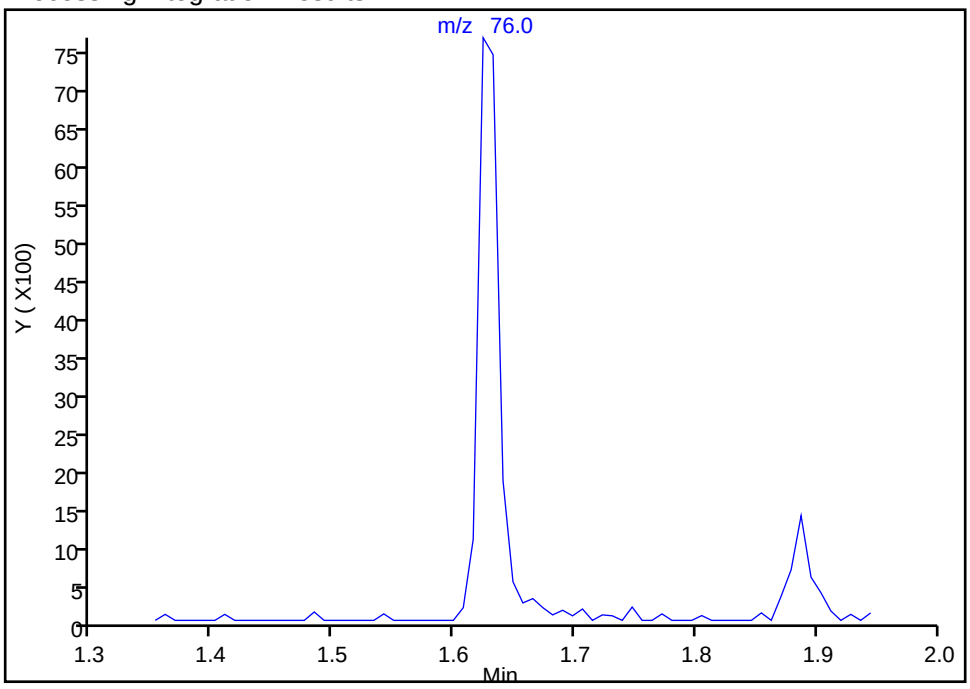

Manual Integration Results

RT: 1.62
Area: 9682
Amount: 1.209063
Amount Units: ug/l

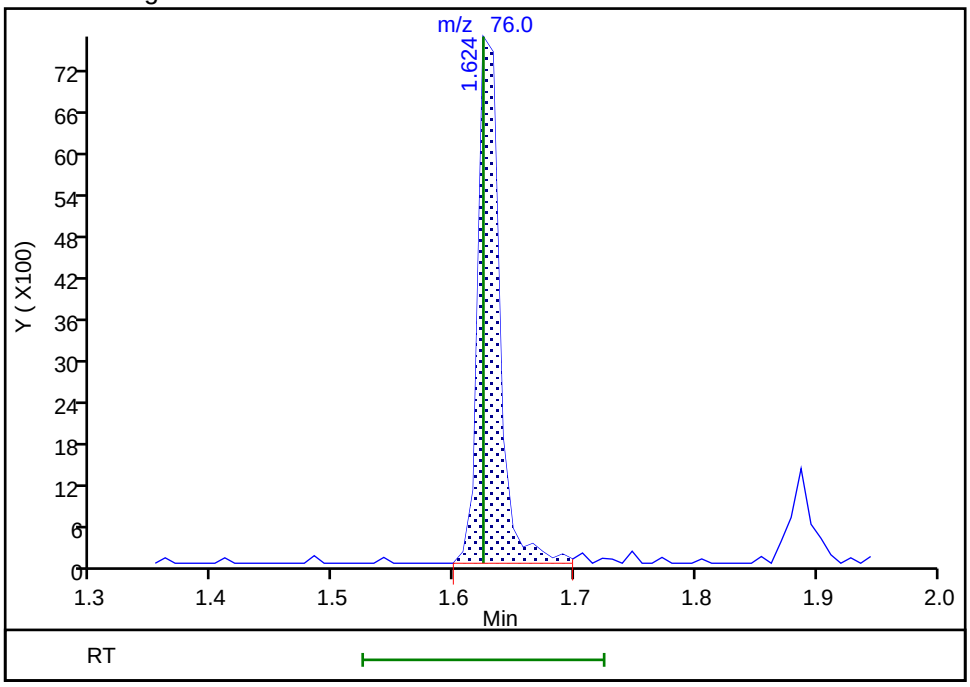

Reviewer: delpolitov, 03-Oct-2019 10:53:52
Audit Action: Assigned Compound ID Audit Reason: Incomplete Integration

Eurofins TestAmerica, Edison

Data File:	\\chromna\Edison\ChromData\CVOAMS5\20191003-98633.b\E04161.D		
Injection Date:	03-Oct-2019 07:43:30	Instrument ID:	CVOAMS5
Lims ID:	STD1		
Client ID:			
Operator ID:		ALS Bottle#:	3 Worklist Smp#: 4
Purge Vol:	5.000 mL	Dil. Factor:	1.0000
Method:	8260W_5	Limit Group:	VOA - 8260C Water and Solid
Column:	Rtx-VMS (0.18 mm)	Detector	MS SCAN

27 Methylene Chloride, CAS: 75-09-2

Signal: 1

Processing Integration Results

RT: 1.95
Area: 2709
Amount: 0.901990
Amount Units: ug/l

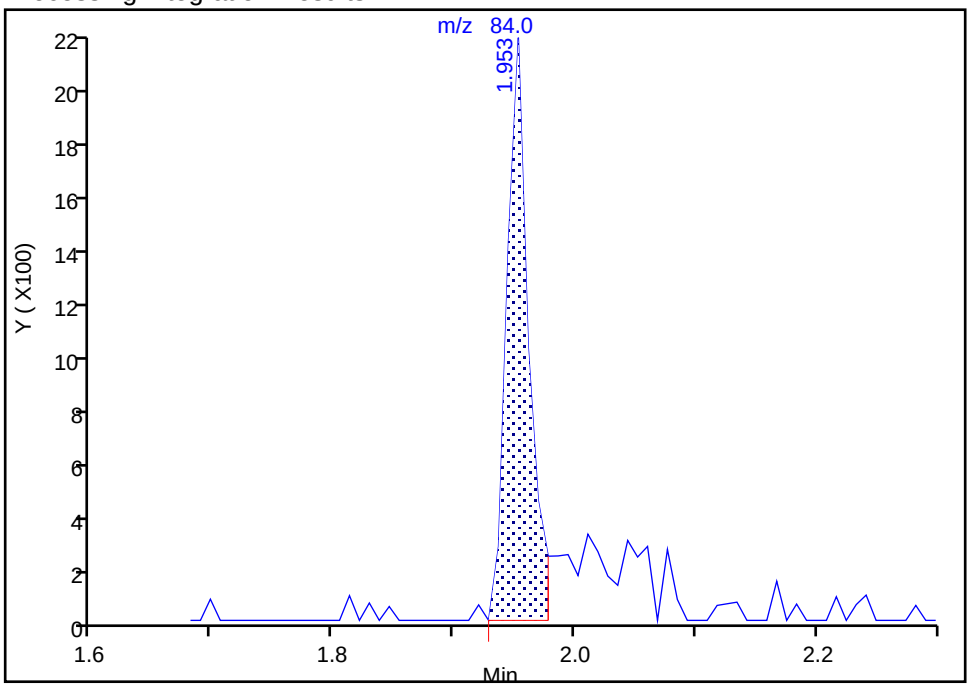

Manual Integration Results

RT: 1.95
Area: 3713
Amount: 1.171037
Amount Units: ug/l

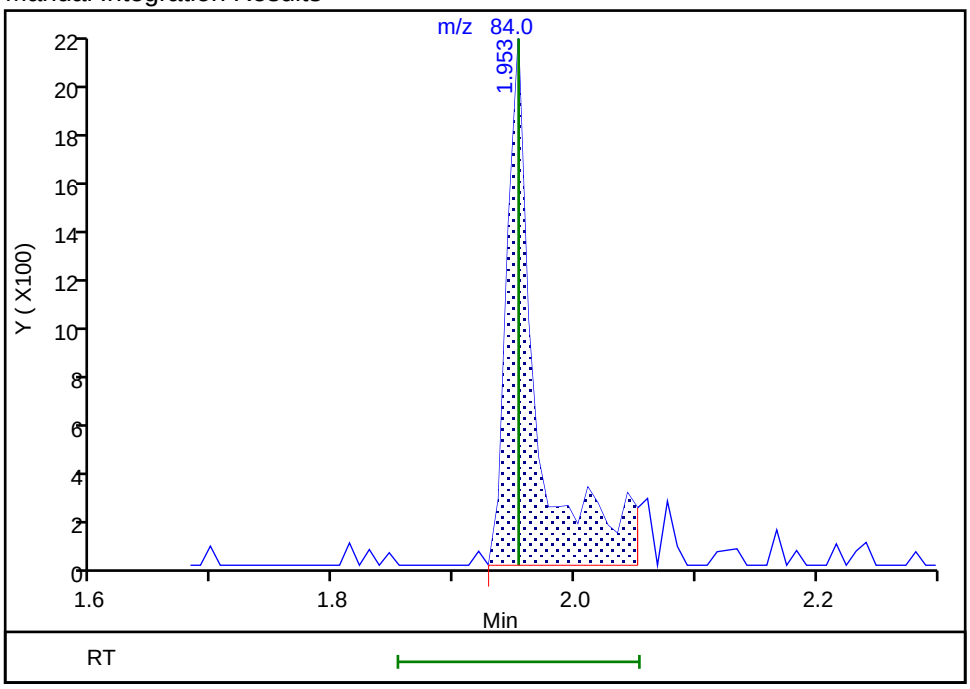

Reviewer: delpolitov, 03-Oct-2019 10:54:11
Audit Action: Manually Integrated Audit Reason: Incomplete Integration

Manual Integration/User Assign Peak Report

Eurofins TestAmerica, Edison

Data File: \\chromna\Edison\ChromData\CVOAMS5\20191003-98633.b\E04161.D
Injection Date: 03-Oct-2019 07:43:30 Instrument ID: CVOAMS5
Lims ID: STD1
Client ID:
Operator ID: ALS Bottle#: 3 Worklist Smp#: 4
Purge Vol: 5.000 mL Dil. Factor: 1.0000
Method: 8260W_5 Limit Group: VOA - 8260C Water and Solid
Column: Rtx-VMS (0.18 mm) Detector MS SCAN

68 Methylcyclohexane, CAS: 108-87-2

Signal: 1

Not Detected
Expected RT: 3.94

Processing Integration Results

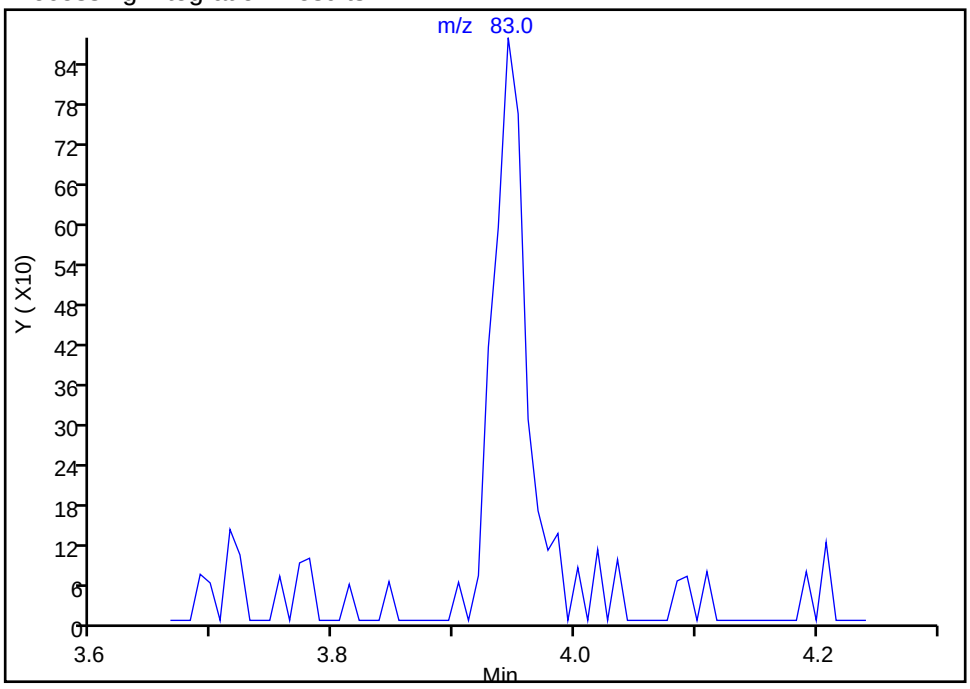

Manual Integration Results

RT: 3.94
Area: 1676
Amount: 0.922685
Amount Units: ug/l

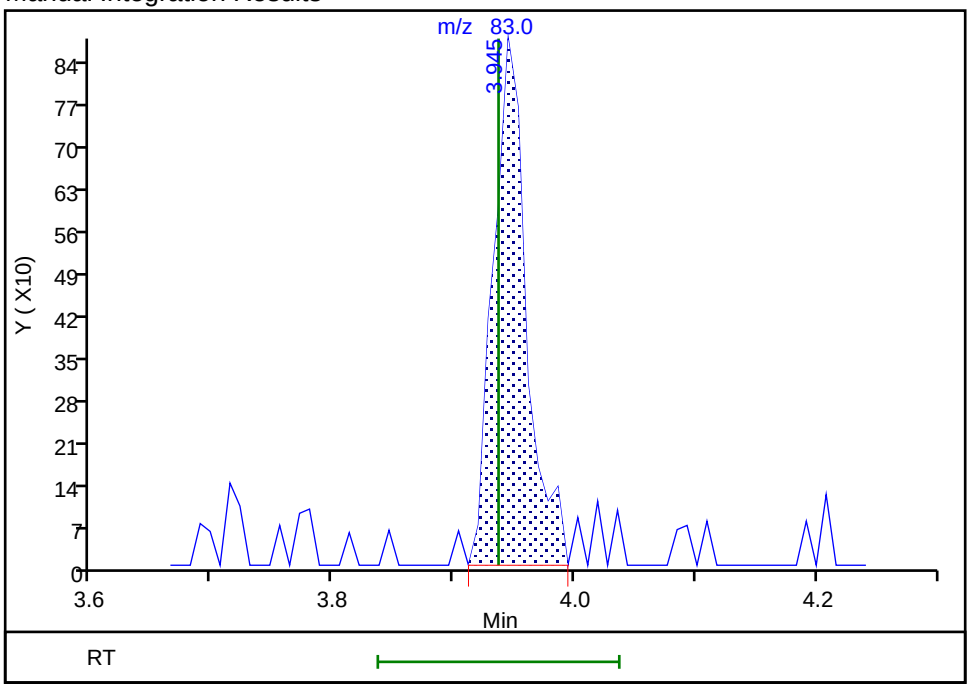

Reviewer: delpolitov, 03-Oct-2019 10:55:08
Audit Action: Assigned Compound ID Audit Reason: Incomplete Integration

Manual Integration/User Assign Peak Report

Eurofins TestAmerica, Edison

Data File: \\chromna\Edison\ChromData\CVOAMS5\20191003-98633.b\E04161.D
Injection Date: 03-Oct-2019 07:43:30 Instrument ID: CVOAMS5
Lims ID: STD1
Client ID:
Operator ID: ALS Bottle#: 3 Worklist Smp#: 4
Purge Vol: 5.000 mL Dil. Factor: 1.0000
Method: 8260W_5 Limit Group: VOA - 8260C Water and Solid
Column: Rtx-VMS (0.18 mm) Detector MS SCAN

106 Amyl acetate (mixed isomers), CAS: 628-63-7

Signal: 1

Not Detected
Expected RT: 9.03

Processing Integration Results

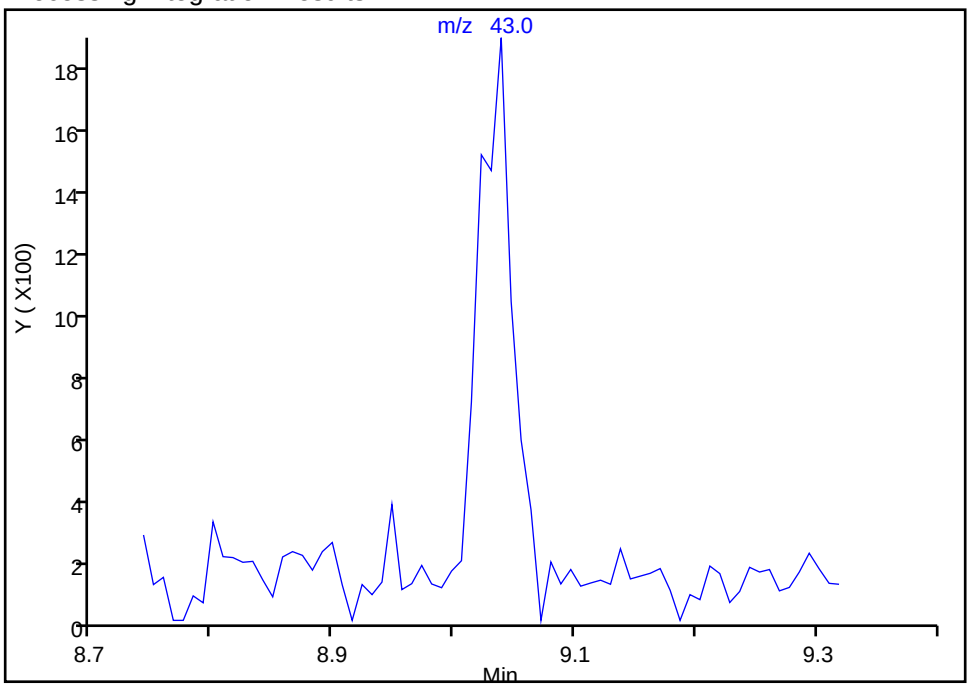

Manual Integration Results

RT: 9.04
Area: 3882
Amount: 1.004225
Amount Units: ug/l

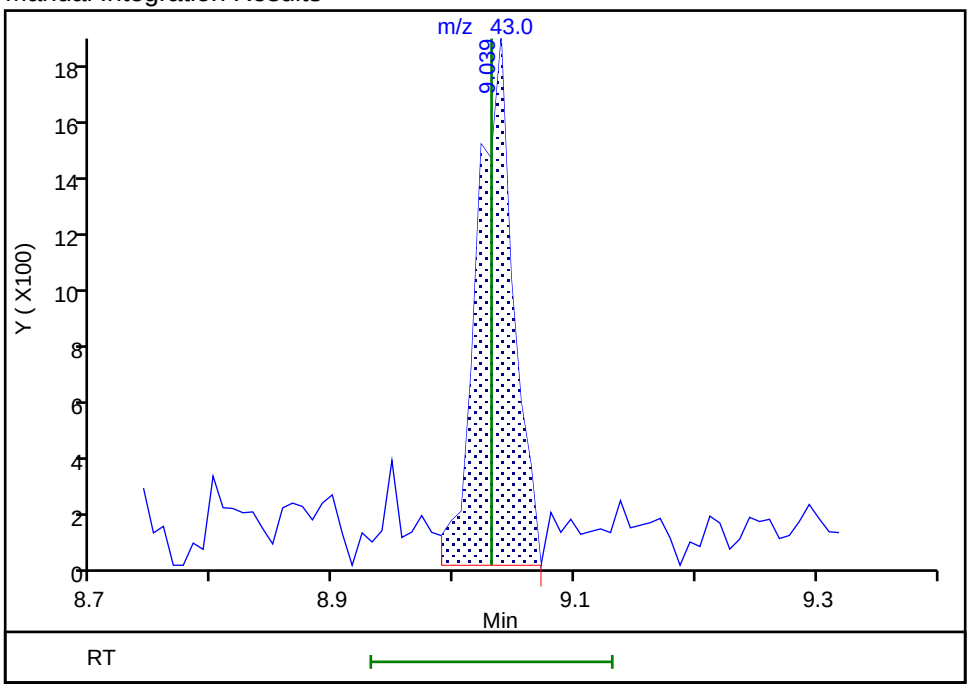

Reviewer: delpolitov, 03-Oct-2019 10:55:24
Audit Action: Assigned Compound ID Audit Reason: Incomplete Integration

Manual Integration/User Assign Peak Report

Eurofins TestAmerica, Edison

Data File: \\chromna\Edison\ChromData\CVOAMS5\20191003-98633.b\E04161.D
Injection Date: 03-Oct-2019 07:43:30 Instrument ID: CVOAMS5
Lims ID: STD1
Client ID:
Operator ID: ALS Bottle#: 3 Worklist Smp#: 4
Purge Vol: 5.000 mL Dil. Factor: 1.0000
Method: 8260W_5 Limit Group: VOA - 8260C Water and Solid
Column: Rtx-VMS (0.18 mm) Detector MS SCAN

110 1,1,2,2-Tetrachloroethane, CAS: 79-34-5

Signal: 1

Processing Integration Results

RT: 9.49
Area: 3356
Amount: 1.782358
Amount Units: ug/l

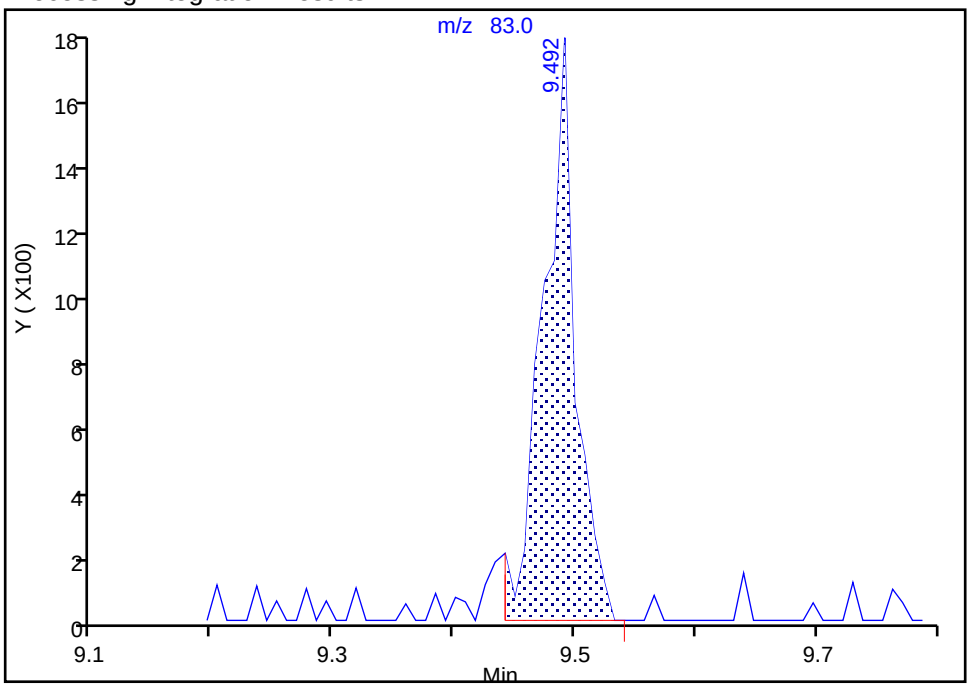

Manual Integration Results

RT: 9.49
Area: 3253
Amount: 0.976388
Amount Units: ug/l

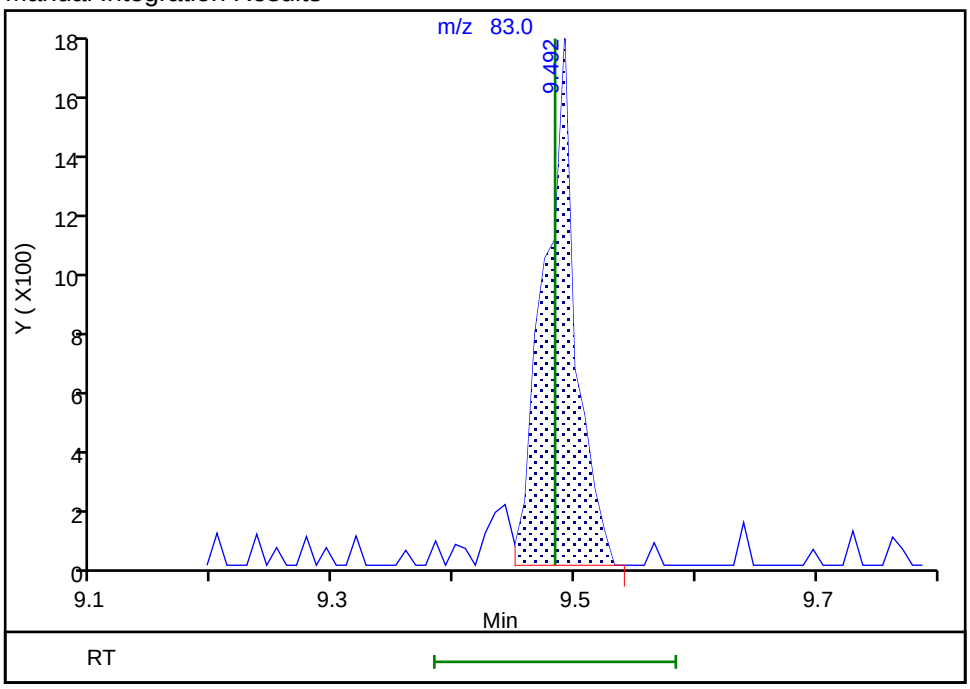

Reviewer: delpolitov, 03-Oct-2019 11:13:29
Audit Action: Split an Integrated Peak Audit Reason: Incomplete Integration

Manual Integration/User Assign Peak Report

Eurofins TestAmerica, Edison

Data File: \\chromna\Edison\ChromData\CVOAMS5\20191003-98633.b\E04161.D
Injection Date: 03-Oct-2019 07:43:30 Instrument ID: CVOAMS5
Lims ID: STD1
Client ID:
Operator ID: ALS Bottle#: 3 Worklist Smp#: 4
Purge Vol: 5.000 mL Dil. Factor: 1.0000
Method: 8260W_5 Limit Group: VOA - 8260C Water and Solid
Column: Rtx-VMS (0.18 mm) Detector MS SCAN

113 1,2,3-Trichloropropane, CAS: 96-18-4

Signal: 1

Processing Integration Results

RT: 9.62
Area: 982
Amount: 1.723619
Amount Units: ug/l

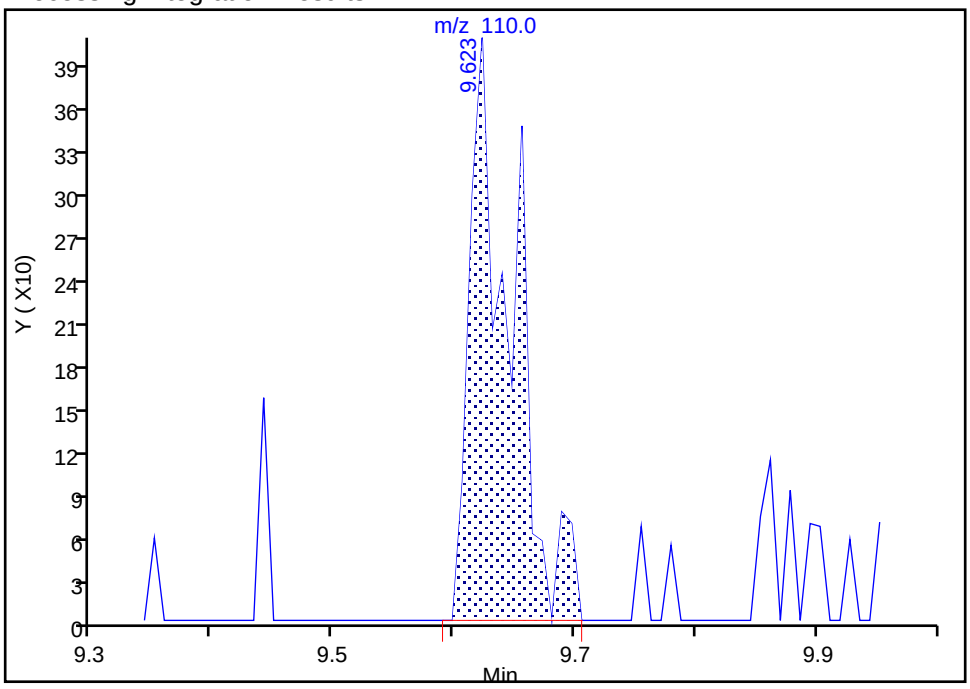

Manual Integration Results

RT: 9.62
Area: 686
Amount: 1.067887
Amount Units: ug/l

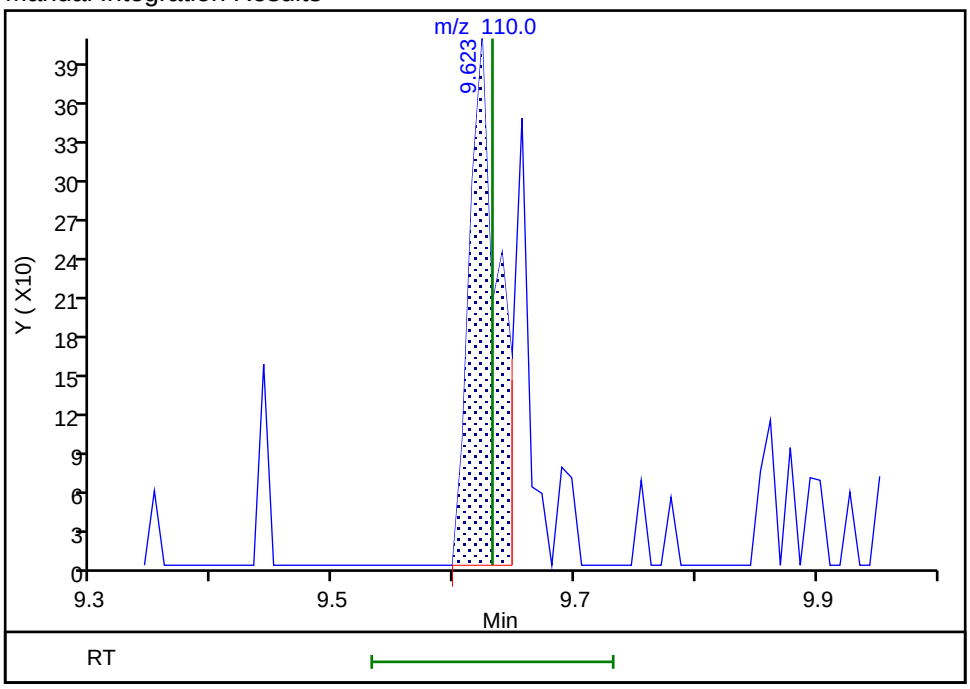

Reviewer: delpolitov, 03-Oct-2019 11:13:11
Audit Action: Manually Integrated Audit Reason: Incomplete Integration

Manual Integration/User Assign Peak Report

Eurofins TestAmerica, Edison

Data File: \\chromna\Edison\ChromData\CVOAMS5\20191003-98633.b\E04161.D
Injection Date: 03-Oct-2019 07:43:30 Instrument ID: CVOAMS5
Lims ID: STD1
Client ID:
Operator ID: ALS Bottle#: 3 Worklist Smp#: 4
Purge Vol: 5.000 mL Dil. Factor: 1.0000
Method: 8260W_5 Limit Group: VOA - 8260C Water and Solid
Column: Rtx-VMS (0.18 mm) Detector MS SCAN

115 trans-1,4-Dichloro-2-butene, CAS: 110-57-6

Signal: 1

Processing Integration Results

RT: 9.75
Area: 1037
Amount: 2.251710
Amount Units: ug/l

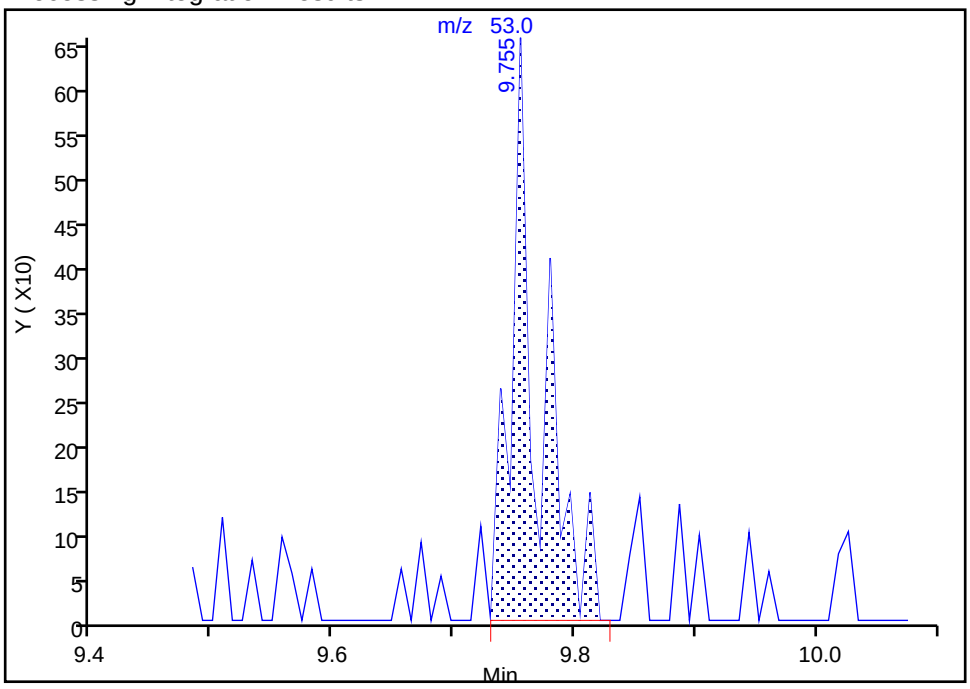

Manual Integration Results

RT: 9.75
Area: 649
Amount: 1.189722
Amount Units: ug/l

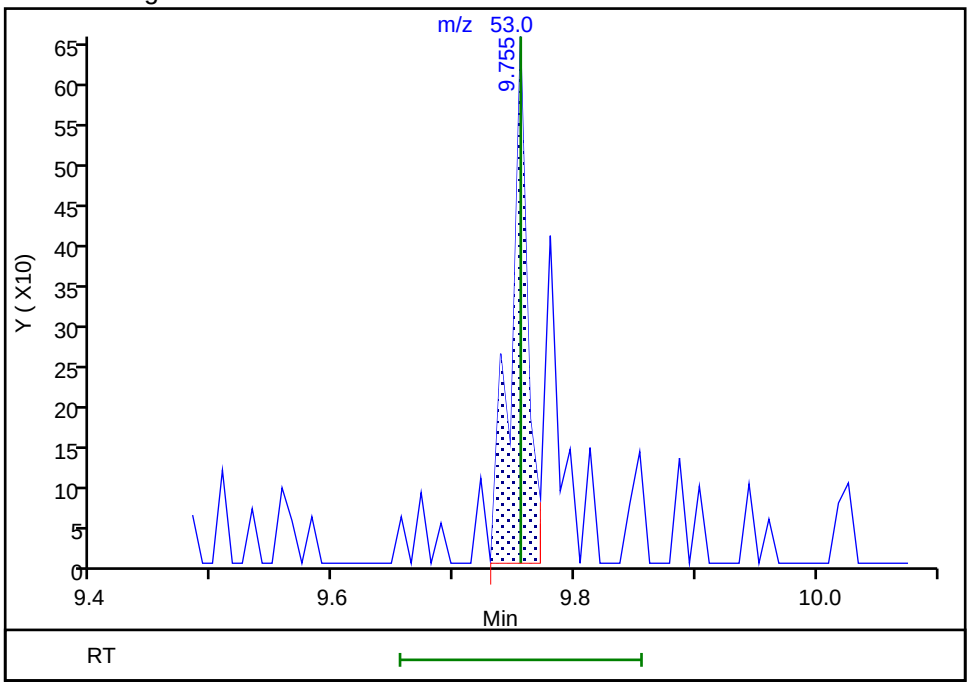

Reviewer: delpolitov, 03-Oct-2019 11:12:06
Audit Action: Split an Integrated Peak Audit Reason: Peak Tail

Manual Integration/User Assign Peak Report

Eurofins TestAmerica, Edison

Data File: \\chromna\Edison\ChromData\CVOAMS5\20191003-98633.b\E04161.D
Injection Date: 03-Oct-2019 07:43:30 Instrument ID: CVOAMS5
Lims ID: STD1
Client ID:
Operator ID: ALS Bottle#: 3 Worklist Smp#: 4
Purge Vol: 5.000 mL Dil. Factor: 1.0000
Method: 8260W_5 Limit Group: VOA - 8260C Water and Solid
Column: Rtx-VMS (0.18 mm) Detector MS SCAN

131 1,2,4,5-Tetramethylbenzene, CAS: 95-93-2

Signal: 1

Processing Integration Results

RT: 12.16
Area: 4911
Amount: 1.624692
Amount Units: ug/l

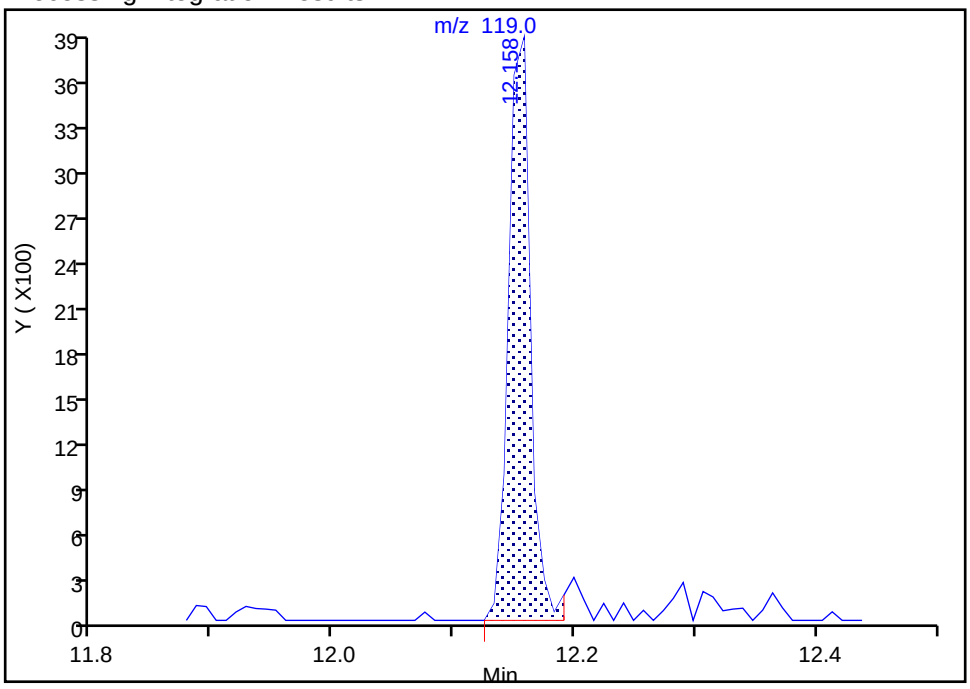

Manual Integration Results

RT: 12.16
Area: 4827
Amount: 1.002841
Amount Units: ug/l

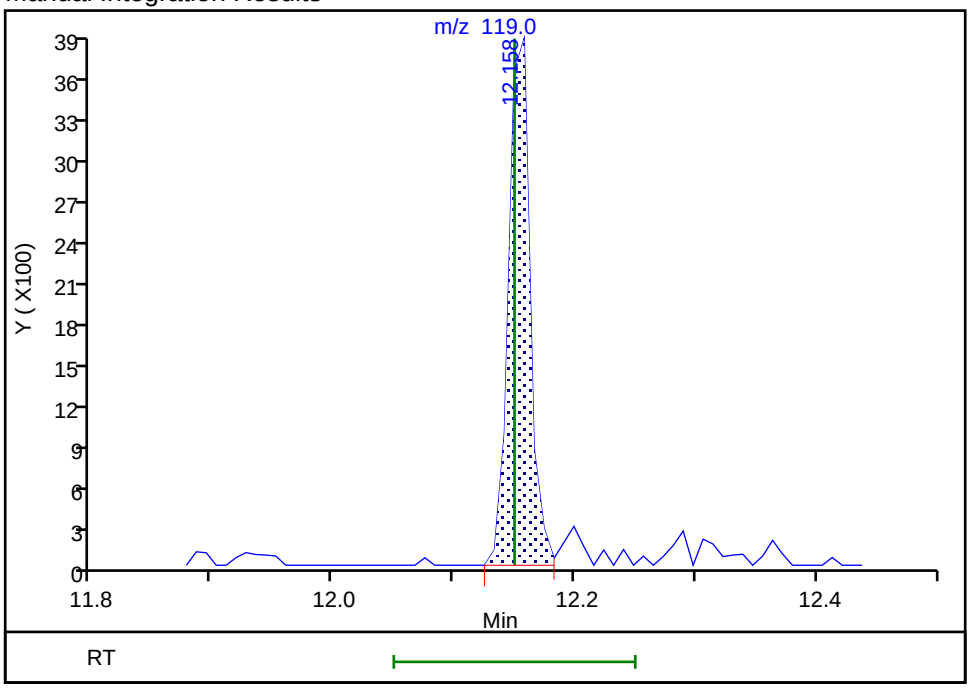

Reviewer: delpolitov, 03-Oct-2019 11:11:48
Audit Action: Split an Integrated Peak Audit Reason: Peak Tail

Manual Integration/User Assign Peak Report

Eurofins TestAmerica, Edison

Data File: \\chromna\Edison\ChromData\CVOAMS5\20191003-98633.b\E04161.D
Injection Date: 03-Oct-2019 07:43:30 Instrument ID: CVOAMS5
Lims ID: STD1
Client ID:
Operator ID: ALS Bottle#: 3 Worklist Smp#: 4
Purge Vol: 5.000 mL Dil. Factor: 1.0000
Method: 8260W_5 Limit Group: VOA - 8260C Water and Solid
Column: Rtx-VMS (0.18 mm) Detector MS SCAN

133 1,3,5-Trichlorobenzene, CAS: 108-70-3

Signal: 1

Processing Integration Results

RT: 12.30
Area: 2229
Amount: 1.360915
Amount Units: ug/l

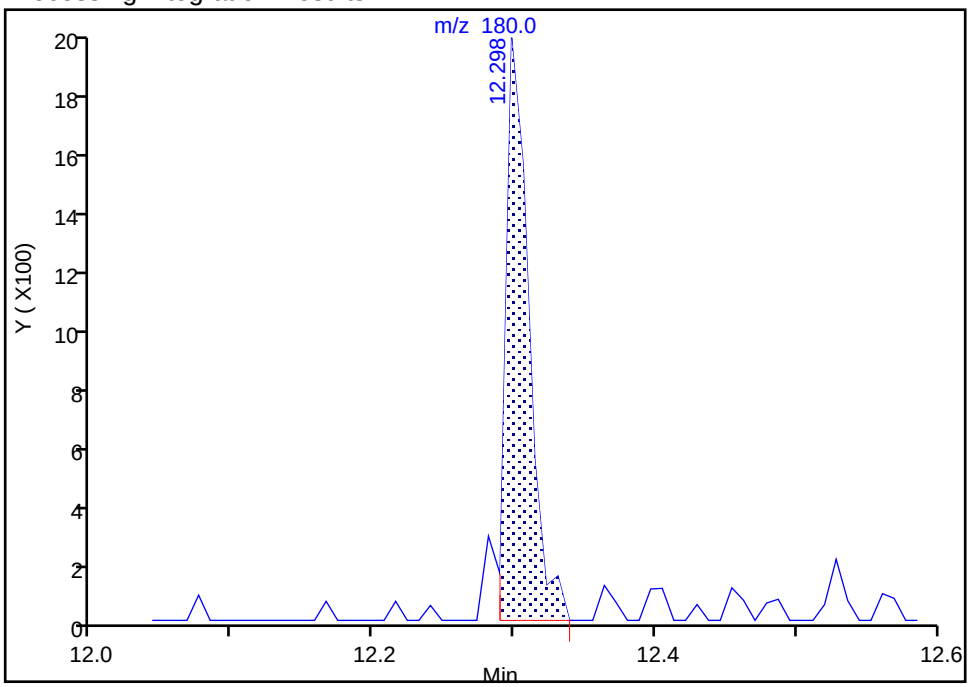

Manual Integration Results

RT: 12.30
Area: 2155
Amount: 1.325718
Amount Units: ug/l

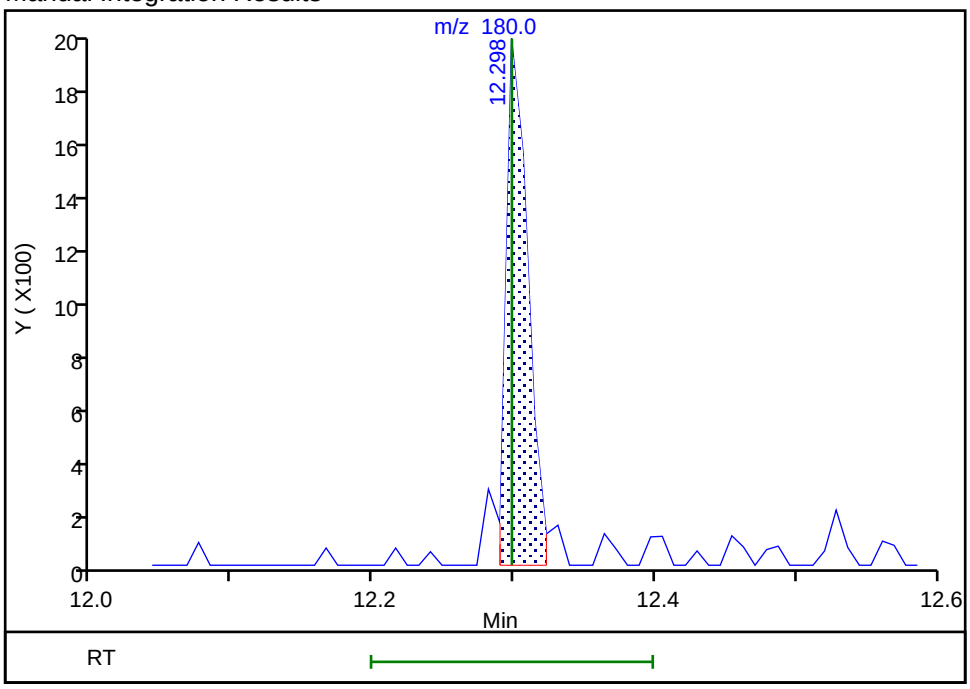

Reviewer: delpolitov, 03-Oct-2019 11:11:19
Audit Action: Split an Integrated Peak Audit Reason: Peak Tail

Manual Integration/User Assign Peak Report

Eurofins TestAmerica, Edison

Data File: \\chromna\Edison\ChromData\CVOAMS5\20191003-98633.b\E04161.D
Injection Date: 03-Oct-2019 07:43:30 Instrument ID: CVOAMS5
Lims ID: STD1
Client ID:
Operator ID: ALS Bottle#: 3 Worklist Smp#: 4
Purge Vol: 5.000 mL Dil. Factor: 1.0000
Method: 8260W_5 Limit Group: VOA - 8260C Water and Solid
Column: Rtx-VMS (0.18 mm) Detector MS SCAN

134 1,2,4-Trichlorobenzene, CAS: 120-82-1

Signal: 1

Processing Integration Results

RT: 12.78
Area: 1601
Amount: 1.264465
Amount Units: ug/l

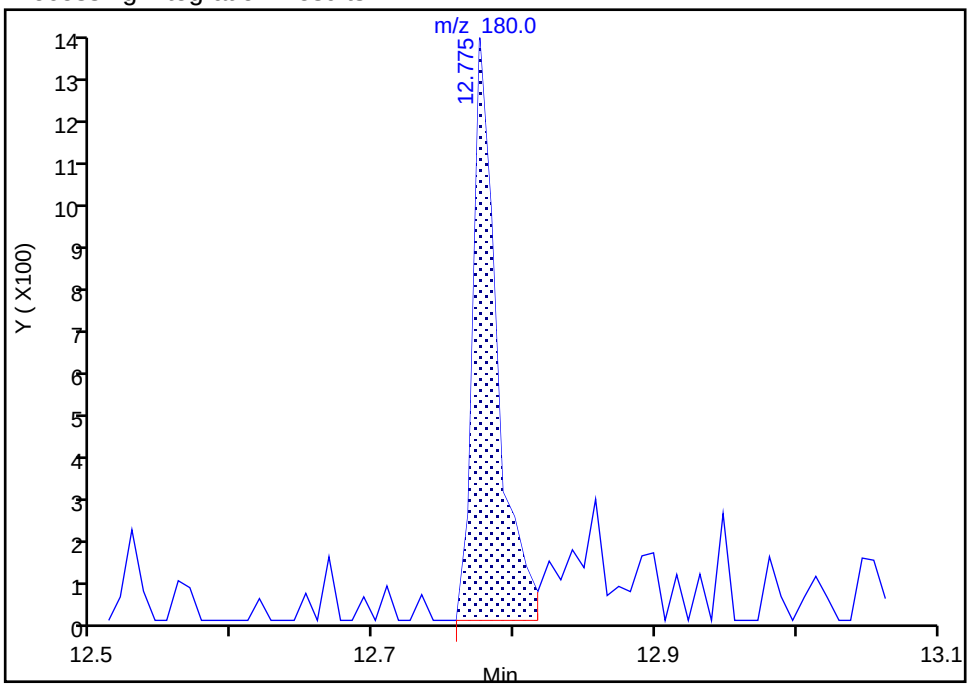

Manual Integration Results

RT: 12.78
Area: 1507
Amount: 1.205136
Amount Units: ug/l

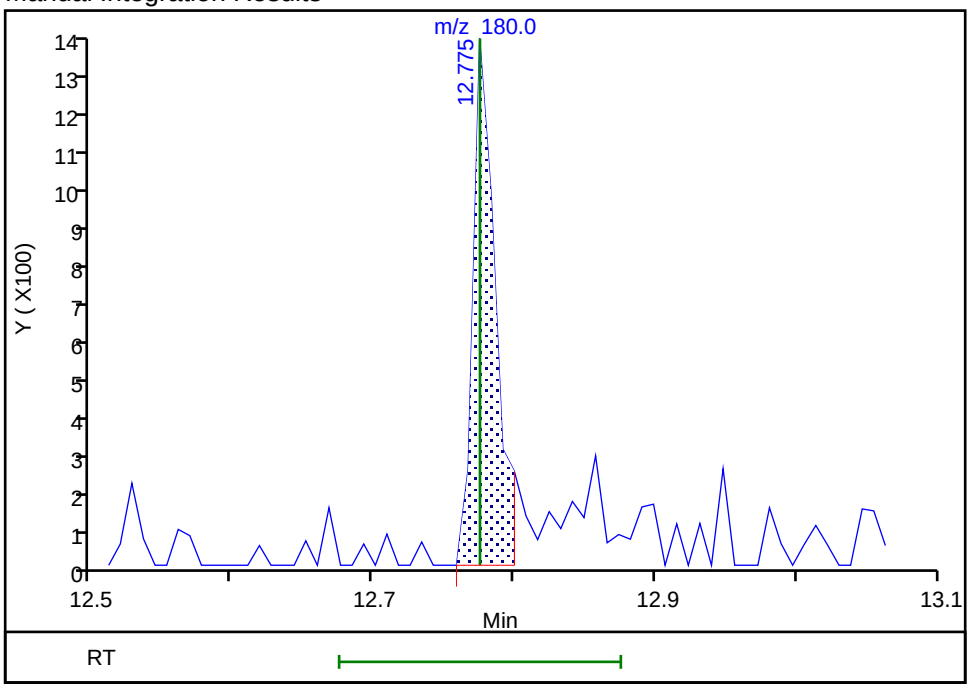

Reviewer: delpolitov, 03-Oct-2019 11:11:32
Audit Action: Split an Integrated Peak Audit Reason: Peak Tail

Eurofins TestAmerica, Edison
Target Compound Quantitation Report

Data File: \\chromna\Edison\ChromData\CVOAMS5\20191003-98633.b\E04162.D
Lims ID: STD5
Client ID:
Sample Type: IC Calib Level: 2
Inject. Date: 03-Oct-2019 08:11:30 ALS Bottle#: 4 Worklist Smp#: 5
Purge Vol: 5.000 mL Dil. Factor: 1.0000
Sample Info: STD5
Misc. Info.: 460-0098633-005
Operator ID: Instrument ID: CVOAMS5
Sublist: chrom-8260W_5*sub65

Method: \\chromna\Edison\ChromData\CVOAMS5\20191003-98633.b\8260W_5.m
Limit Group: VOA - 8260C Water and Solid
Last Update: 03-Oct-2019 11:52:41 Calib Date: 03-Oct-2019 10:02:30
Integrator: RTE ID Type: Deconvolution ID
Quant Method: Internal Standard Quant By: Initial Calibration
Last ICal File: \\chromna\Edison\ChromData\CVOAMS5\20191003-98633.b\E04166.D

Column 1 : Rtx-VMS (0.18 mm) Det: MS SCAN
Process Host: CTX0311

First Level Reviewer: tupayachia Date: 03-Oct-2019 09:45:48

Compound	Sig	RT (min.)	Exp RT (min.)	Dlt RT (min.)	Q	Response	Cal Amt ug/l	OnCol Amt ug/l	Flags
1 Monochloropentafluoroethan	119	0.793	0.793	0.000	28	645	5.00	2.32	Ma
2 Chlorotrifluoroethene	116	0.859	0.859	0.000	83	5251	5.00	4.24	
3 Dichlorodifluoromethane	85	0.867	0.867	0.000	98	14782	5.00	4.11	M
4 1,1-Difluoroethane	65	0.916	0.916	0.000	84	7395	5.00	4.56	
5 Chlorodifluoromethane	67	0.891	0.933	-0.042	27	2494	5.00	4.74	a
7 Vinyl chloride	62	1.015	1.015	0.000	97	17357	5.00	5.11	
6 Chloromethane	50	1.023	1.023	0.000	62	22186	5.00	4.89	M
8 Butadiene	54	1.023	1.023	0.000	94	13156	5.00	4.07	
9 Bromomethane	94	1.188	1.188	0.000	95	12289	5.00	5.18	
10 Chloroethane	64	1.254	1.254	0.000	97	8973	5.00	4.54	
11 Trichlorofluoromethane	101	1.336	1.328	0.008	95	18549	5.00	4.75	
12 Pentane	72	1.328	1.328	0.000	97	2772	10.0	9.84	
13 Dichlorofluoromethane	67	1.361	1.361	0.000	98	19238	5.00	4.53	
14 2-Methyl-1,3-butadiene	67	1.492	1.492	0.000	94	19301	5.00	4.65	
15 Ethyl ether	59	1.500	1.501	-0.001	95	10914	5.00	4.74	
16 Ethanol	45	1.616	1.599	0.017	28	4651	200.0	173.5	
18 1,2-Dichloro-1,1,2-trifluo	67	1.607	1.608	-0.001	79	15171	5.00	5.01	
17 1,1-Dichloroethene	96	1.616	1.608	0.008	90	13372	5.00	4.98	
19 Carbon disulfide	76	1.624	1.624	0.000	99	43864	5.00	5.09	
20 1,1,2-Trichloro-1,2,2-trif	101	1.632	1.632	0.000	91	10766	5.00	4.89	
21 1,1,1-Trifluoro-2,2-dichlo	83	1.649	1.649	0.000	93	19428	5.00	4.86	
22 Iodomethane	142	1.698	1.698	0.000	98	14697	5.00	3.74	
23 Cyclopentene	67	1.780	1.781	0.000	95	30687	5.00	4.82	
24 Acrolein	56	1.805	1.813	-0.008	30	3951	20.0	16.5	
25 3-Chloro-1-propene	76	1.887	1.888	-0.001	95	8487	5.00	4.80	
26 Isopropyl alcohol	45	1.912	1.912	0.000	92	7134	50.0	52.3	
27 Methylene Chloride	84	1.953	1.953	0.000	82	16213	5.00	4.75	
28 Acetone	58	1.986	1.986	0.000	91	5955	25.0	26.1	
29 trans-1,2-Dichloroethene	96	2.052	2.044	0.008	86	14817	5.00	4.82	
30 Methyl acetate	74	2.060	2.060	0.000	97	4776	10.0	9.78	

Compound	Sig	RT (min.)	Exp RT (min.)	Dlt RT (min.)	Q	Response	Cal Amt ug/l	OnCol Amt ug/l	Flags
31 Hexane	86	2.093	2.093	0.000	68	1923	5.00	5.21	
32 Methyl tert-butyl ether	73	2.118	2.118	0.000	92	38308	5.00	4.80	
* 33 TBA-d9 (IS)	65	2.142	2.143	-0.001	99	200575	1000.0	1000.0	
34 2-Methyl-2-propanol	59	2.192	2.192	0.000	68	11136	50.0	47.8	
35 Acetonitrile	41	2.282	2.283	-0.001	96	12509	50.0	45.3	
36 Isopropyl ether	45	2.356	2.365	-0.009	95	42178	5.00	4.71	
37 2-Chloro-1,3-butadiene	88	2.422	2.422	0.000	87	13329	5.00	4.82	
38 1,1-Dichloroethane	63	2.439	2.439	0.000	99	24158	5.00	4.85	
39 Acrylonitrile	53	2.480	2.480	0.000	97	39243	50.0	44.2	
40 Tert-butyl ethyl ether	59	2.611	2.612	-0.001	87	44126	5.00	5.13	
41 Vinyl acetate	86	2.620	2.620	0.000	99	5628	10.0	9.46	
42 cis-1,2-Dichloroethene	96	2.817	2.809	0.008	96	16501	5.00	4.98	
43 2,2-Dichloropropane	77	2.891	2.883	0.008	96	17663	5.00	4.85	
44 Cyclohexane	56	2.949	2.949	0.000	87	11838	5.00	4.66	
45 Chlorobromomethane	128	2.957	2.957	0.000	88	8667	5.00	5.01	
46 Chloroform	83	3.015	3.015	0.000	99	23417	5.00	4.74	
47 Carbon tetrachloride	117	3.105	3.105	0.000	86	13793	5.00	4.37	
49 Ethyl acetate	70	3.122	3.122	0.000	96	2952	10.0	10.4	
48 Methyl acrylate	55	3.122	3.130	-0.008	60	11245	5.00	5.00	
50 Tetrahydrofuran	42	3.138	3.138	0.000	41	9131	10.0	9.95	
$ 51 Dibromofluoromethane (Surr	113	3.155	3.155	0.000	98	151508	50.0	48.3	
52 1,1,1-Trichloroethane	97	3.163	3.163	0.000	96	18616	5.00	4.67	
* 53 2-Butanone-d5	46	3.229	3.229	0.000	100	209041	250.0	250.0	
55 2-Butanone (MEK)	72	3.262	3.262	0.000	95	7760	25.0	24.4	
54 1,1-Dichloropropene	75	3.262	3.262	0.000	96	18207	5.00	4.89	
56 Isooctane	57	3.352	3.344	0.008	98	15389	5.00	4.48	
57 n-Heptane	57	3.434	3.435	-0.001	88	3754	5.00	4.81	
58 Benzene	78	3.459	3.459	0.000	96	56991	5.00	4.95	
59 Propionitrile	54	3.500	3.501	-0.001	94	15747	50.0	46.2	
60 Methacrylonitrile	67	3.509	3.509	0.000	89	53722	50.0	48.9	
62 Tert-amyl methyl ether	73	3.574	3.575	-0.001	48	37656	5.00	4.78	
$ 61 1,2-Dichloroethane-d4 (Sur	65	3.574	3.575	-0.001	95	141913	50.0	47.5	
63 1,2-Dichloroethane	62	3.632	3.632	0.000	96	16067	5.00	4.82	
64 Isobutyl alcohol	43	3.698	3.698	0.000	95	9834	125.0	108.2	
65 t-Amyl alcohol	59	3.780	3.780	0.000	89	8701	50.0	47.8	
* 66 Fluorobenzene	96	3.813	3.813	0.000	99	507541	50.0	50.0	
67 Isopropyl acetate	43	3.887	3.887	0.000	99	20019	5.00	4.68	
68 Methylcyclohexane	83	3.945	3.937	0.008	87	9575	5.00	4.90	
69 Trichloroethene	95	3.961	3.970	-0.009	94	14037	5.00	4.94	
70 2-ethoxy-2-methyl butane	59	4.216	4.217	0.000	98	31640	5.00	4.95	
72 n-Butanol	56	4.356	4.348	0.008	52	5833	125.0	97.6	
71 Dibromomethane	93	4.356	4.356	0.000	89	7827	5.00	4.78	
73 1,2-Dichloropropane	63	4.455	4.447	0.008	92	13590	5.00	4.50	
75 Ethyl acrylate	55	4.521	4.521	0.000	87	14026	5.00	4.49	
74 Dichlorobromomethane	83	4.529	4.529	0.000	97	16631	5.00	4.57	
* 76 1,4-Dioxane-d8	96	4.718	4.719	-0.001	97	25605	1000.0	1000.0	
77 Methyl methacrylate	100	4.727	4.727	0.000	86	7429	10.0	9.39	
78 1,4-Dioxane	88	4.751	4.743	0.008	60	3310	100.0	96.4	
79 n-Propyl acetate	43	4.891	4.883	0.008	97	15086	5.00	4.76	
80 2-Chloroethyl vinyl ether	63	5.154	5.155	-0.001	92	7831	5.01	4.45	
81 cis-1,3-Dichloropropene	75	5.196	5.196	0.000	90	20653	5.00	4.83	
$ 82 Toluene-d8 (Surr)	98	5.385	5.385	0.000	100	505616	50.0	48.2	

Compound	Sig	RT (min.)	Exp RT (min.)	Dlt RT (min.)	Q	Response	Cal Amt ug/l	OnCol Amt ug/l	Flags
83 Toluene	91	5.443	5.443	-0.001	93	54070	5.00	4.85	
84 Epichlorohydrin	57	5.484	5.484	0.000	98	20978	100.0	99.0	
85 2-Nitropropane	41	5.722	5.723	-0.001	91	4883	10.0	9.88	
86 Tetrachloroethene	166	5.879	5.879	0.000	91	9727	5.00	4.38	
87 4-Methyl-2-pentanone (MIBK	43	5.928	5.928	0.000	94	50893	25.0	25.3	
88 trans-1,3-Dichloropropene	75	5.961	5.961	0.000	94	17327	5.00	4.60	
89 1,1,2-Trichloroethane	83	6.134	6.142	-0.008	94	10066	5.00	4.89	
90 Ethyl methacrylate	69	6.216	6.208	0.008	87	14922	5.00	4.63	
91 Chlorodibromomethane	129	6.340	6.340	0.000	96	14365	5.00	5.00	
92 1,3-Dichloropropane	76	6.463	6.463	0.000	89	20580	5.00	4.86	
93 Ethylene Dibromide	107	6.603	6.595	0.008	99	10899	5.00	4.47	
94 n-Butyl acetate	43	6.932	6.932	0.000	97	15418	5.00	4.92	
95 2-Hexanone	43	7.006	7.006	0.000	94	33855	25.0	24.3	
* 96 Chlorobenzene-d5	117	7.294	7.294	0.000	83	367564	50.0	50.0	
97 Chlorobenzene	112	7.311	7.311	0.000	97	32277	5.00	4.67	
98 Ethylbenzene	106	7.393	7.393	0.000	97	14316	5.00	4.70	
99 1,1,1,2-Tetrachloroethane	131	7.434	7.426	0.008	97	12314	5.00	4.65	
100 m-Xylene & p-Xylene	106	7.607	7.607	0.000	96	18278	5.00	4.66	
101 o-Xylene	106	8.208	8.208	0.000	95	17007	5.00	4.46	
102 Bromoform	173	8.274	8.274	0.000	88	9466	5.00	5.26	
103 Styrene	104	8.290	8.290	0.000	96	26066	5.00	4.24	
104 n-Butyl acrylate	73	8.611	8.611	0.000	96	6798	5.00	3.93	
105 Isopropylbenzene	105	8.693	8.693	0.000	94	33959	5.00	4.78	
106 Amyl acetate (mixed isomer	43	9.031	9.031	0.000	86	16348	5.00	4.73	
$ 107 4-Bromofluorobenzene	174	9.080	9.080	0.000	0	140939	50.0	46.1	
108 Bromobenzene	156	9.187	9.195	-0.008	93	13159	5.00	5.25	
109 N-Propylbenzene	91	9.335	9.327	0.008	99	34657	5.00	5.27	
110 1,1,2,2-Tetrachloroethane	83	9.483	9.484	-0.001	97	15079	5.00	5.48	
111 2-Chlorotoluene	91	9.516	9.516	0.000	97	27687	5.00	5.05	
112 4-Ethyltoluene	105	9.524	9.525	-0.001	98	31023	5.00	5.18	
113 1,2,3-Trichloropropane	110	9.623	9.632	-0.009	95	4461	5.00	5.77	
114 1,3,5-Trimethylbenzene	105	9.681	9.681	0.000	91	27000	5.00	5.18	
115 trans-1,4-Dichloro-2-buten	53	9.755	9.755	0.000	89	3720	5.00	5.66	
116 4-Chlorotoluene	91	9.780	9.780	0.000	96	25852	5.00	5.00	
117 tert-Butylbenzene	119	10.150	10.150	0.000	96	22066	5.00	5.38	
118 Butyl Methacrylate	87	10.273	10.274	-0.001	65	13308	5.00	4.69	
119 1,2,4-Trimethylbenzene	105	10.282	10.282	0.000	94	28360	5.00	5.13	
120 sec-Butylbenzene	105	10.446	10.446	0.000	98	27825	5.00	5.19	
121 1,3-Dichlorobenzene	146	10.718	10.718	0.000	92	17182	5.00	4.93	
122 4-Isopropyltoluene	119	10.726	10.726	0.000	97	25109	5.00	4.99	
* 123 1,4-Dichlorobenzene-d4	152	10.849	10.850	-0.001	93	139410	50.0	50.0	
124 1,4-Dichlorobenzene	146	10.874	10.874	0.000	95	17565	5.00	4.97	
125 1,2,3-Trimethylbenzene	105	10.981	10.973	0.008	97	30993	5.00	5.24	
126 2,3-Dihydroindene	117	11.154	11.146	0.008	92	35020	5.00	5.20	
128 Benzyl chloride	126	11.302	11.302	0.000	98	5739	5.00	5.72	
127 p-Diethylbenzene	119	11.302	11.302	0.000	68	12756	5.00	4.96	
129 n-Butylbenzene	92	11.368	11.368	0.000	97	9536	5.00	4.62	
130 1,2-Dichlorobenzene	146	11.475	11.467	0.008	98	19241	5.00	4.86	
131 1,2,4,5-Tetramethylbenzene	119	12.150	12.150	0.000	98	19801	5.00	4.76	
132 1,2-Dibromo-3-Chloropropan	157	12.273	12.273	0.000	81	2969	5.00	4.28	
133 1,3,5-Trichlorobenzene	180	12.298	12.298	0.000	97	9562	5.00	4.88	
134 1,2,4-Trichlorobenzene	180	12.775	12.775	0.000	91	6093	5.00	4.05	

Compound	Sig	RT (min.)	Exp RT (min.)	Dlt RT (min.)	Q	Response	Cal Amt ug/l	OnCol Amt ug/l	Flags
135 Hexachlorobutadiene	225	12.775	12.775	0.000	93	5826	5.00	5.76	
136 Naphthalene	128	12.981	12.981	0.000	99	12599	5.00	3.84	
137 1,2,3-Trichlorobenzene	180	13.096	13.096	0.000	96	6859	5.00	4.58	
S 138 1,2-Dichloroethene, Total	100				0		10.0	9.79	
S 139 1,3-Dichloropropene, Total	100				0		10.0	9.43	
S 140 Xylenes, Total	100				0		10.0	9.12	
S 141 Total BTEX	1				0		25.0	23.6	

QC Flag Legend

Review Flags

M - Manually Integrated

a - User Assigned ID

Reagents:

8260SURR250_00201	Amount Added:	1.00	Units: uL	
GASES Li_00335	Amount Added:	10.00	Units: uL	
ACROLEIN W_00095	Amount Added:	4.00	Units: uL	
524freon_00011	Amount Added:	10.00	Units: uL	
8260MIX1COMB_00105	Amount Added:	10.00	Units: uL	
8260ISNEW_00135	Amount Added:	1.00	Units: uL	Run Reagent

Report Date: 03-Oct-2019 11:52:43 Chrom Revision: 2.3 17-Sep-2019 16:19:08

Eurofins TestAmerica, Edison

Data File: \\chromna\Edison\ChromData\CVOAMS5\20191003-98633.b\E04162.D

Injection Date: 03-Oct-2019 08:11:30 Instrument ID: CVOAMS5 Operator ID:

Lims ID: STD5 Worklist Smp#: 5

Client ID:

Purge Vol: 5.000 mL Dil. Factor: 1.0000 ALS Bottle#: 4

Method: 8260W_5 Limit Group: VOA - 8260C Water and Solid

Column: Rtx-VMS (0.18 mm)

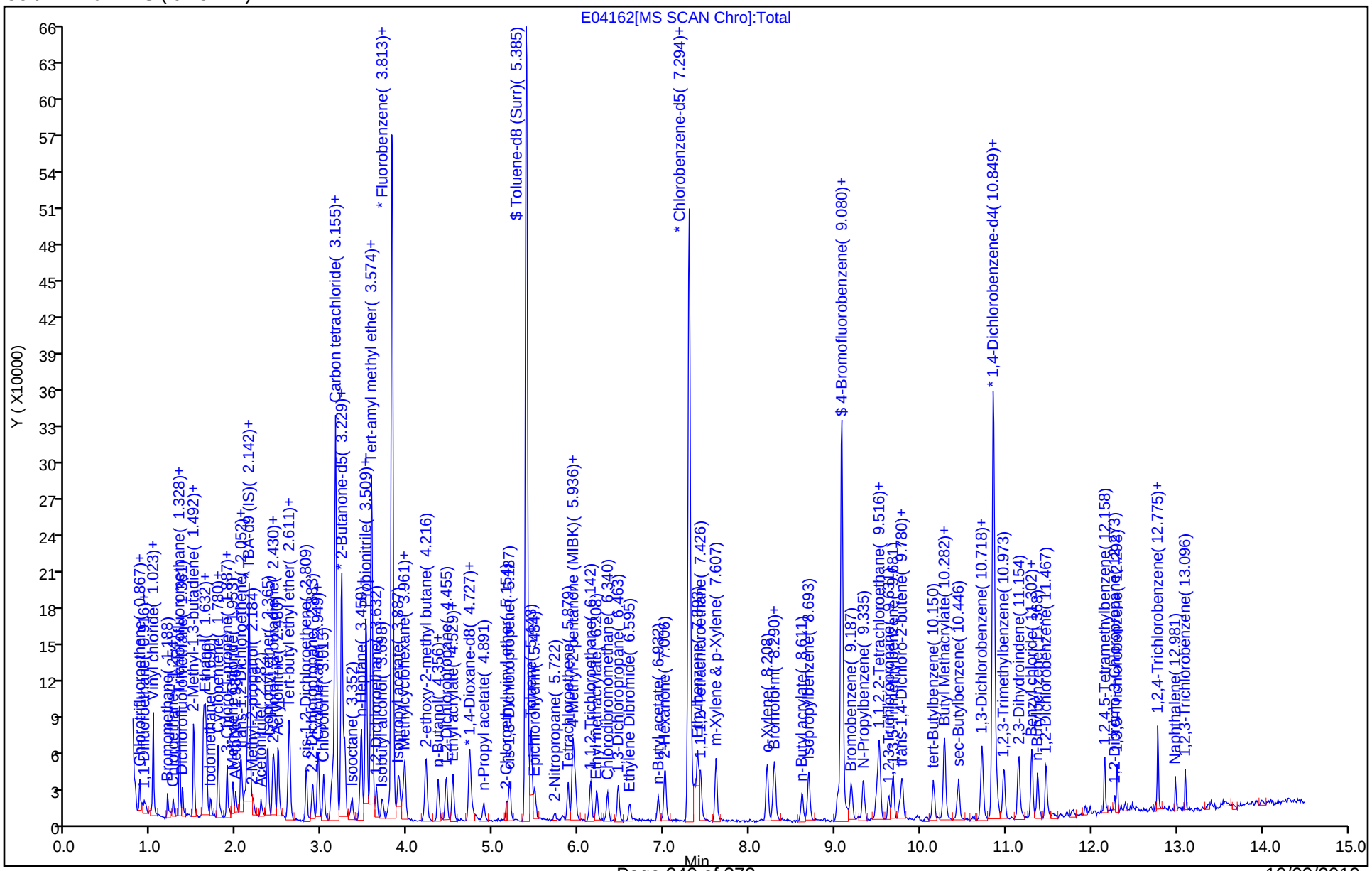

Manual Integration/User Assign Peak Report

Eurofins TestAmerica, Edison

Data File: \\chromna\Edison\ChromData\CVOAMS5\20191003-98633.b\E04162.D
Injection Date: 03-Oct-2019 08:11:30 Instrument ID: CVOAMS5
Lims ID: STD5
Client ID:
Operator ID: ALS Bottle#: 4 Worklist Smp#: 5
Purge Vol: 5.000 mL Dil. Factor: 1.0000
Method: 8260W_5 Limit Group: VOA - 8260C Water and Solid
Column: Rtx-VMS (0.18 mm) Detector MS SCAN

1 Monochloropentafluoroethane, CAS: 76-15-3

Signal: 1

Processing Integration Results

RT: 0.88
Area: 115
Amount: 4.087145
Amount Units: ug/l

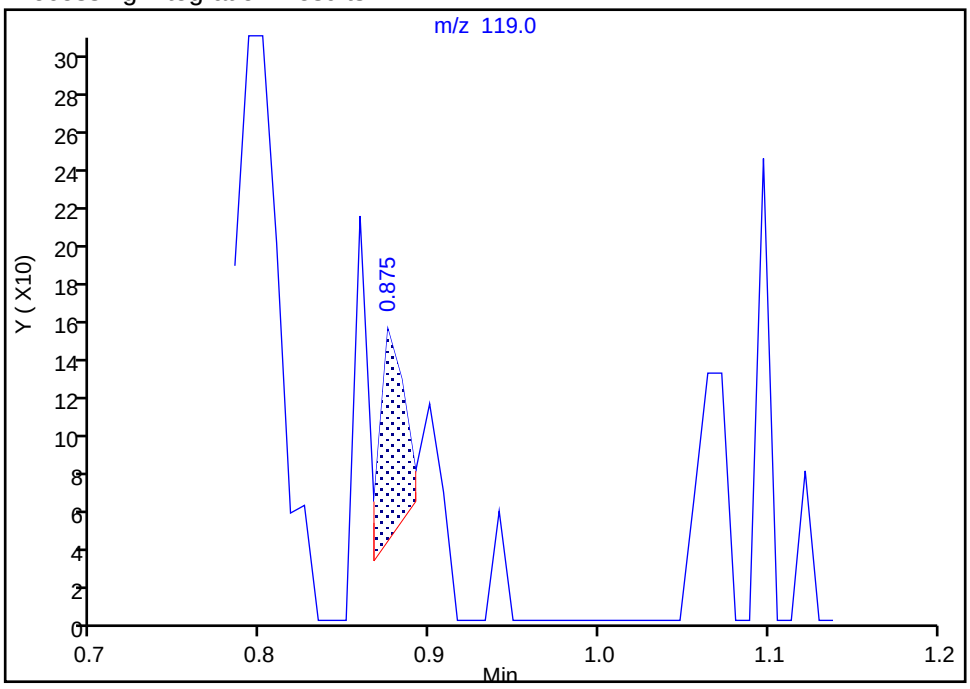

Manual Integration Results

RT: 0.79
Area: 645
Amount: 2.323512
Amount Units: ug/l

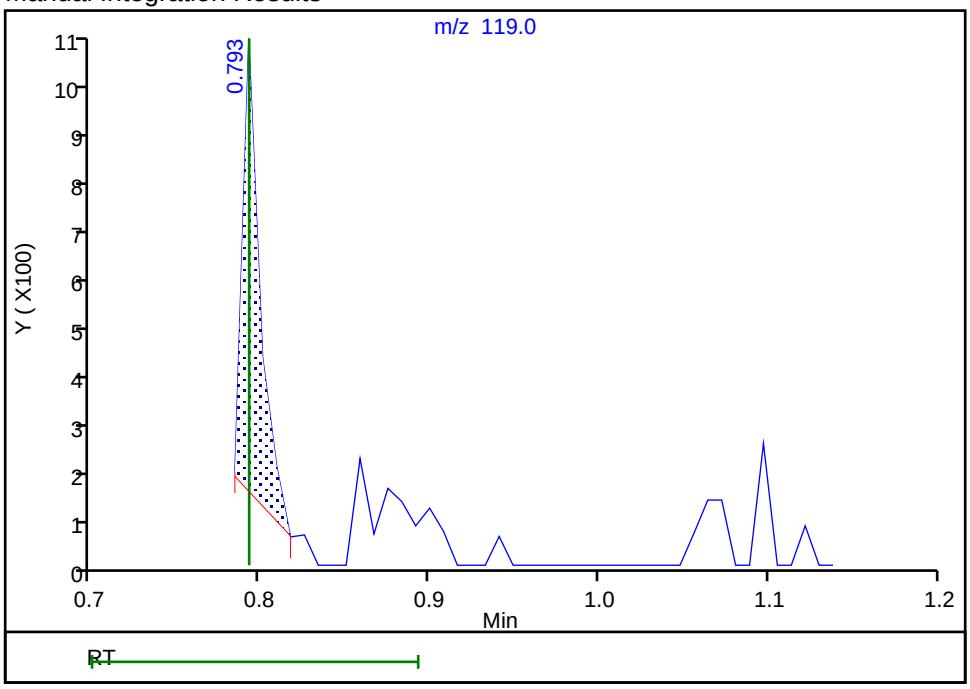

Reviewer: delpolitov, 03-Oct-2019 10:56:13
Audit Action: Manually Integrated Audit Reason: Incomplete Integration

Manual Integration/User Assign Peak Report

Eurofins TestAmerica, Edison

Data File: \\chromna\Edison\ChromData\CVOAMS5\20191003-98633.b\E04162.D
Injection Date: 03-Oct-2019 08:11:30 Instrument ID: CVOAMS5
Lims ID: STD5
Client ID:
Operator ID: ALS Bottle#: 4 Worklist Smp#: 5
Purge Vol: 5.000 mL Dil. Factor: 1.0000
Method: 8260W_5 Limit Group: VOA - 8260C Water and Solid
Column: Rtx-VMS (0.18 mm) Detector MS SCAN

3 Dichlorodifluoromethane, CAS: 75-71-8

Signal: 1

Processing Integration Results

RT: 0.87
Area: 12486
Amount: 3.550846
Amount Units: ug/l

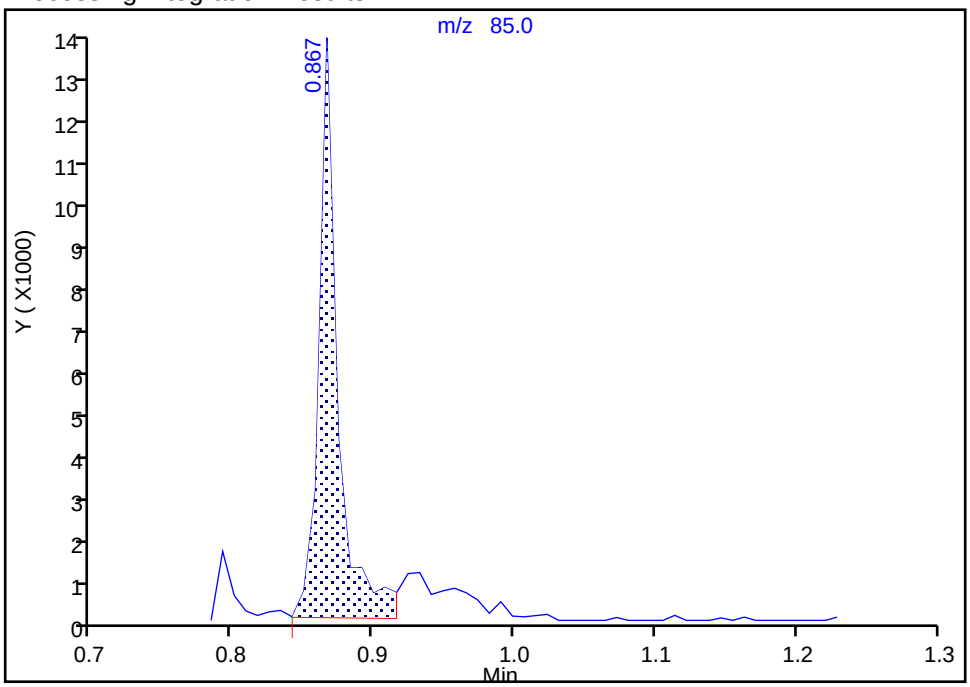

Manual Integration Results

RT: 0.87
Area: 14782
Amount: 4.114250
Amount Units: ug/l

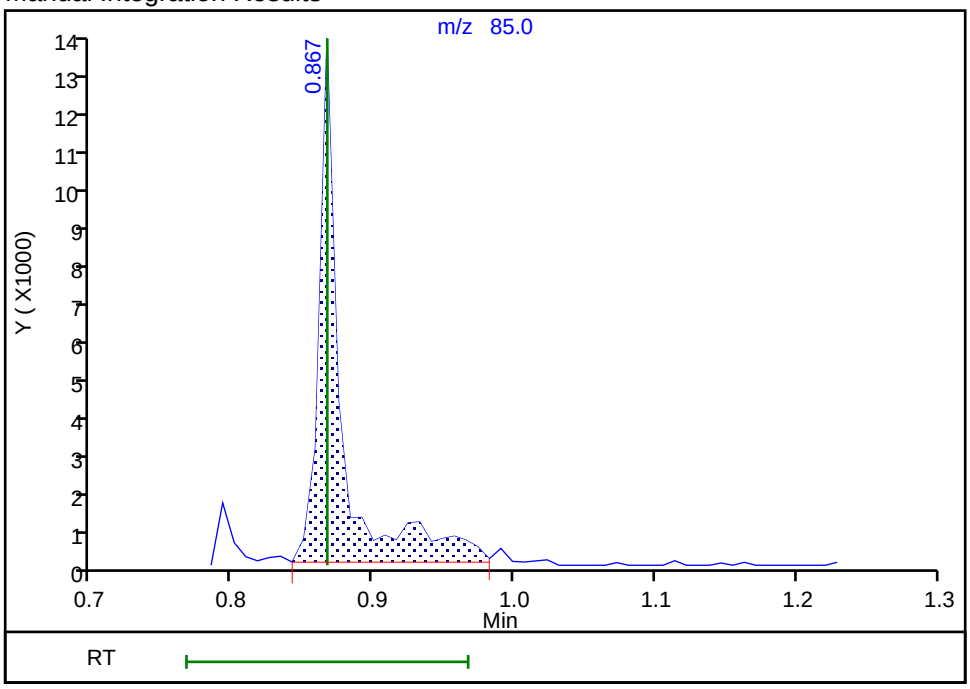

Reviewer: delpolitov, 03-Oct-2019 10:56:27
Audit Action: Manually Integrated Audit Reason: Incomplete Integration

Manual Integration/User Assign Peak Report

Eurofins TestAmerica, Edison

Data File: \\chromna\Edison\ChromData\CVOAMS5\20191003-98633.b\E04162.D
Injection Date: 03-Oct-2019 08:11:30 Instrument ID: CVOAMS5
Lims ID: STD5
Client ID:
Operator ID: ALS Bottle#: 4 Worklist Smp#: 5
Purge Vol: 5.000 mL Dil. Factor: 1.0000
Method: 8260W_5 Limit Group: VOA - 8260C Water and Solid
Column: Rtx-VMS (0.18 mm) Detector MS SCAN

5 Chlorodifluoromethane, CAS: 75-45-6

Signal: 1

Not Detected
Expected RT: 0.93

Processing Integration Results

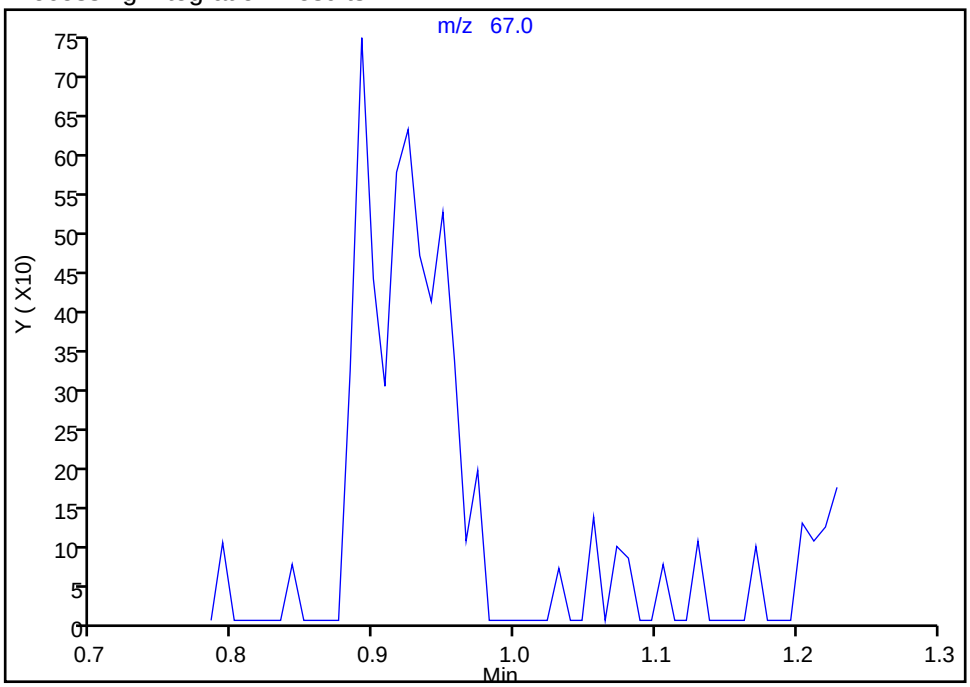

Manual Integration Results

RT: 0.89
Area: 2494
Amount: 4.738473
Amount Units: ug/l

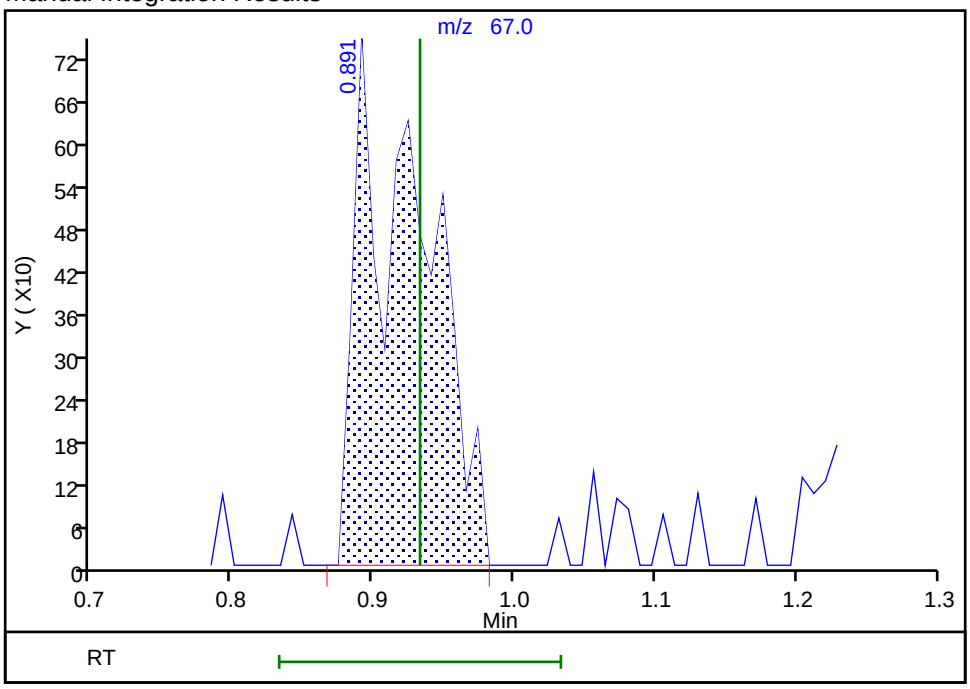

Reviewer: delpolitov, 03-Oct-2019 10:56:33
Audit Action: Assigned Compound ID Audit Reason: Incomplete Integration

Manual Integration/User Assign Peak Report

Eurofins TestAmerica, Edison

Data File: \\chromna\Edison\ChromData\CVOAMS5\20191003-98633.b\E04162.D
Injection Date: 03-Oct-2019 08:11:30 Instrument ID: CVOAMS5
Lims ID: STD5
Client ID:
Operator ID: ALS Bottle#: 4 Worklist Smp#: 5
Purge Vol: 5.000 mL Dil. Factor: 1.0000
Method: 8260W_5 Limit Group: VOA - 8260C Water and Solid
Column: Rtx-VMS (0.18 mm) Detector MS SCAN

6 Chloromethane, CAS: 74-87-3

Signal: 1

Processing Integration Results

RT: 1.02
Area: 20067
Amount: 4.490664
Amount Units: ug/l

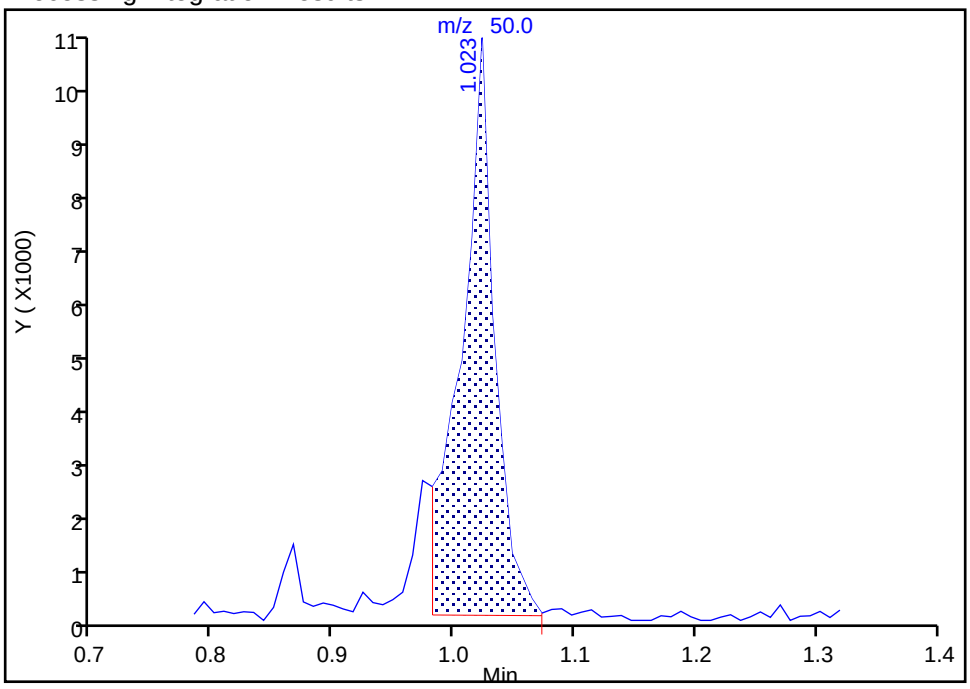

Manual Integration Results

RT: 1.02
Area: 22186
Amount: 4.887605
Amount Units: ug/l

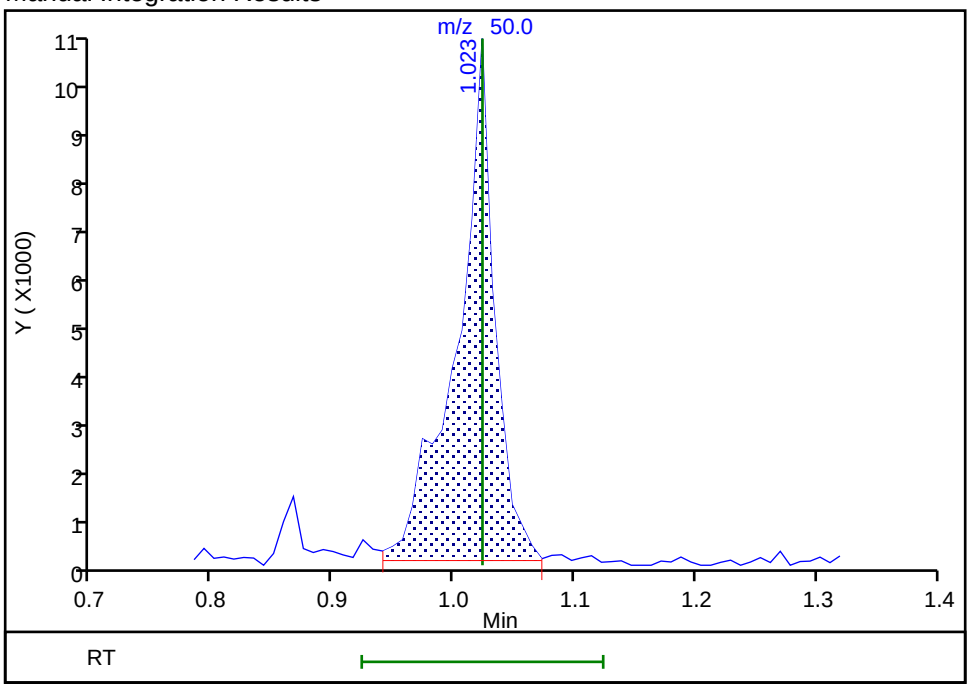

Reviewer: delpolitov, 03-Oct-2019 10:56:44
Audit Action: Manually Integrated Audit Reason: Incomplete Integration

Eurofins TestAmerica, Edison
Target Compound Quantitation Report

Data File: \\chromna\Edison\ChromData\CVOAMS5\20191003-98633.b\E04163.D
Lims ID: STD20
Client ID:
Sample Type: ICIS Calib Level: 3
Inject. Date: 03-Oct-2019 08:38:30 ALS Bottle#: 5 Worklist Smp#: 6
Purge Vol: 5.000 mL Dil. Factor: 1.0000
Sample Info: STD20
Misc. Info.: 460-0098633-006
Operator ID: Instrument ID: CVOAMS5
Sublist: chrom-8260W_5*sub65

Method: \\chromna\Edison\ChromData\CVOAMS5\20191003-98633.b\8260W_5.m
Limit Group: VOA - 8260C Water and Solid
Last Update: 03-Oct-2019 11:52:52 Calib Date: 03-Oct-2019 10:02:30
Integrator: RTE ID Type: RT Order ID
Quant Method: Internal Standard Quant By: Initial Calibration
Last ICal File: \\chromna\Edison\ChromData\CVOAMS5\20191003-98633.b\E04166.D

Column 1 : Rtx-VMS (0.18 mm) Det: MS SCAN
Process Host: CTX0311

First Level Reviewer: tupayachia Date: 03-Oct-2019 09:40:41

Compound	Sig	RT (min.)	Exp RT (min.)	Dlt RT (min.)	Q	Response	Cal Amt ug/l	OnCol Amt ug/l	Flags
1 Monochloropentafluoroethan	119	0.793	0.793	0.000	0	3745	20.0	14.8	M
2 Chlorotrifluoroethene	116	0.859	0.859	0.000	82	19734	20.0	17.3	
3 Dichlorodifluoromethane	85	0.867	0.867	0.000	98	62111	20.0	19.0	
4 1,1-Difluoroethane	65	0.916	0.916	0.000	92	27754	20.0	18.8	
5 Chlorodifluoromethane	67	0.933	0.933	0.000	95	9066	20.0	20.3	M
7 Vinyl chloride	62	1.015	1.015	0.000	98	65176	20.0	21.1	
6 Chloromethane	50	1.023	1.023	0.000	61	87426	20.0	21.1	
8 Butadiene	54	1.023	1.023	0.000	92	58164	20.0	19.8	
9 Bromomethane	94	1.188	1.188	0.000	99	43754	20.0	20.3	
10 Chloroethane	64	1.254	1.254	0.000	98	40886	20.0	22.5	
11 Trichlorofluoromethane	101	1.328	1.328	0.000	98	79179	20.0	22.3	
12 Pentane	72	1.328	1.328	0.000	97	10804	40.0	41.7	
13 Dichlorofluoromethane	67	1.361	1.361	0.000	98	87146	20.0	22.5	
14 2-Methyl-1,3-butadiene	67	1.492	1.492	0.000	95	77498	20.0	20.5	
15 Ethyl ether	59	1.501	1.501	0.000	94	46377	20.0	22.1	
16 Ethanol	45	1.599	1.599	0.000	24	22779	800.0	940.6	a
17 1,1-Dichloroethene	96	1.608	1.608	0.000	94	52272	20.0	21.4	
18 1,2-Dichloro-1,1,2-trifluo	67	1.608	1.608	0.000	77	57324	20.0	20.8	
19 Carbon disulfide	76	1.624	1.624	0.000	99	173948	20.0	22.2	
20 1,1,2-Trichloro-1,2,2-trif	101	1.632	1.632	0.000	93	43444	20.0	21.6	
21 1,1,1-Trifluoro-2,2-dichlo	83	1.649	1.649	0.000	93	76595	20.0	21.0	
22 Iodomethane	142	1.698	1.698	0.000	95	78451	20.0	21.9	
23 Cyclopentene	67	1.781	1.781	0.000	96	126144	20.0	21.8	
24 Acrolein	56	1.813	1.813	0.000	90	8790	40.0	40.6	
25 3-Chloro-1-propene	76	1.888	1.888	0.000	93	34189	20.0	21.2	
26 Isopropyl alcohol	45	1.912	1.912	0.000	98	26019	200.0	211.0	
27 Methylene Chloride	84	1.953	1.953	0.000	89	65046	20.0	20.9	
28 Acetone	58	1.986	1.986	0.000	91	21011	100.0	100.0	
29 trans-1,2-Dichloroethene	96	2.044	2.044	0.000	91	59190	20.0	21.1	
30 Methyl acetate	74	2.060	2.060	0.000	97	17166	40.0	38.9	

Compound	Sig	RT (min.)	Exp RT (min.)	Dlt RT (min.)	Q	Response	Cal Amt ug/l	OnCol Amt ug/l	Flags
31 Hexane	86	2.093	2.093	0.000	77	6469	20.0	20.9	
32 Methyl tert-butyl ether	73	2.118	2.118	0.000	97	159167	20.0	21.9	
* 33 TBA-d9 (IS)	65	2.143	2.143	0.000	99	181229	1000.0	1000.0	
34 2-Methyl-2-propanol	59	2.192	2.192	0.000	99	45772	200.0	217.4	
35 Acetonitrile	41	2.283	2.283	0.000	98	54082	200.0	216.6	
36 Isopropyl ether	45	2.365	2.365	0.000	97	179692	20.0	22.0	
37 2-Chloro-1,3-butadiene	88	2.422	2.422	0.000	87	53047	20.0	21.0	
38 1,1-Dichloroethane	63	2.439	2.439	0.000	99	102465	20.0	22.6	
39 Acrylonitrile	53	2.480	2.480	0.000	98	181123	200.0	224.2	
40 Tert-butyl ethyl ether	59	2.612	2.612	0.000	90	171421	20.0	21.9	
41 Vinyl acetate	86	2.620	2.620	0.000	99	24567	40.0	44.9	
42 cis-1,2-Dichloroethene	96	2.809	2.809	0.000	95	64717	20.0	21.4	
43 2,2-Dichloropropane	77	2.883	2.883	0.000	95	69872	20.0	21.1	
44 Cyclohexane	56	2.949	2.949	0.000	86	50273	20.0	21.7	
45 Chlorobromomethane	128	2.957	2.957	0.000	83	33877	20.0	21.5	
46 Chloroform	83	3.015	3.015	0.000	100	95693	20.0	21.3	
47 Carbon tetrachloride	117	3.105	3.105	0.000	97	60764	20.0	21.1	
49 Ethyl acetate	70	3.122	3.122	0.000	99	11529	40.0	44.0	
48 Methyl acrylate	55	3.130	3.130	0.000	63	44298	20.0	21.6	
50 Tetrahydrofuran	42	3.138	3.138	0.000	90	35853	40.0	42.4	
$ 51 Dibromofluoromethane (Surr	113	3.155	3.155	0.000	98	151792	50.0	53.1	
52 1,1,1-Trichloroethane	97	3.163	3.163	0.000	97	77123	20.0	21.2	
* 53 2-Butanone-d5	46	3.229	3.229	0.000	99	192307	250.0	250.0	
55 2-Butanone (MEK)	72	3.262	3.262	0.000	99	31074	100.0	106.3	
54 1,1-Dichloropropene	75	3.262	3.262	0.000	98	69871	20.0	20.6	
56 Isooctane	57	3.344	3.344	0.000	99	66186	20.0	21.1	
57 n-Heptane	57	3.435	3.435	0.000	88	14001	20.0	21.3	
58 Benzene	78	3.459	3.459	0.000	93	230917	20.0	21.3	
59 Propionitrile	54	3.501	3.501	0.000	98	66413	200.0	215.7	
60 Methacrylonitrile	67	3.509	3.509	0.000	89	220194	200.0	220.0	
$ 61 1,2-Dichloroethane-d4 (Sur	65	3.575	3.575	0.000	95	143108	50.0	52.5	
62 Tert-amyl methyl ether	73	3.575	3.575	0.000	98	157129	20.0	21.9	
63 1,2-Dichloroethane	62	3.632	3.632	0.000	96	62279	20.0	20.5	
64 Isobutyl alcohol	43	3.698	3.698	0.000	95	44031	500.0	536.0	
65 t-Amyl alcohol	59	3.780	3.780	0.000	97	35195	200.0	213.8	
* 66 Fluorobenzene	96	3.813	3.813	0.000	100	462288	50.0	50.0	
67 Isopropyl acetate	43	3.887	3.887	0.000	100	87760	20.0	22.5	
68 Methylcyclohexane	83	3.937	3.937	0.000	91	40144	20.0	22.6	
69 Trichloroethene	95	3.970	3.970	0.000	95	52957	20.0	20.5	
70 2-ethoxy-2-methyl butane	59	4.217	4.217	0.000	98	124618	20.0	21.4	
72 n-Butanol	56	4.348	4.348	0.000	65	28422	500.0	526.5	
71 Dibromomethane	93	4.356	4.356	0.000	92	32531	20.0	21.8	
73 1,2-Dichloropropane	63	4.447	4.447	0.000	94	56799	20.0	20.7	
75 Ethyl acrylate	55	4.521	4.521	0.000	98	59195	20.0	20.8	
74 Dichlorobromomethane	83	4.529	4.529	0.000	98	69649	20.0	21.0	
* 76 1,4-Dioxane-d8	96	4.719	4.719	0.000	45	23527	1000.0	1000.0	
77 Methyl methacrylate	100	4.727	4.727	0.000	84	30390	40.0	42.2	
78 1,4-Dioxane	88	4.743	4.743	0.000	85	13536	400.0	428.9	
79 n-Propyl acetate	43	4.883	4.883	0.000	98	63146	20.0	21.9	
80 2-Chloroethyl vinyl ether	63	5.155	5.155	0.000	95	34584	20.0	21.6	
81 cis-1,3-Dichloropropene	75	5.196	5.196	0.000	88	86991	20.0	21.6	
$ 82 Toluene-d8 (Surr)	98	5.385	5.385	0.000	100	531538	50.0	53.7	

Compound	Sig	RT (min.)	Exp RT (min.)	Dlt RT (min.)	Q	Response	Cal Amt ug/l	OnCol Amt ug/l	Flags
83 Toluene	91	5.443	5.443	0.000	94	218117	20.0	20.8	
84 Epichlorohydrin	57	5.484	5.484	0.000	99	88546	400.0	454.0	
85 2-Nitropropane	41	5.723	5.723	0.000	97	18850	40.0	42.2	
86 Tetrachloroethene	166	5.879	5.879	0.000	94	45438	20.0	21.7	
87 4-Methyl-2-pentanone (MIBK	43	5.928	5.928	0.000	95	207043	100.0	111.9	
88 trans-1,3-Dichloropropene	75	5.961	5.961	0.000	92	74726	20.0	21.1	
89 1,1,2-Trichloroethane	83	6.142	6.142	0.000	96	40638	20.0	20.9	
90 Ethyl methacrylate	69	6.208	6.208	0.000	86	66619	20.0	21.9	
91 Chlorodibromomethane	129	6.340	6.340	0.000	97	55643	20.0	20.5	
92 1,3-Dichloropropane	76	6.463	6.463	0.000	90	86373	20.0	21.6	
93 Ethylene Dibromide	107	6.595	6.595	0.000	97	48016	20.0	20.9	
94 n-Butyl acetate	43	6.932	6.932	0.000	97	64445	20.0	21.8	
95 2-Hexanone	43	7.006	7.006	0.000	95	145423	100.0	113.7	
* 96 Chlorobenzene-d5	117	7.294	7.294	0.000	82	346368	50.0	50.0	
97 Chlorobenzene	112	7.311	7.311	0.000	96	132572	20.0	20.3	
98 Ethylbenzene	106	7.393	7.393	0.000	97	59734	20.0	20.8	
99 1,1,1,2-Tetrachloroethane	131	7.426	7.426	0.000	94	52133	20.0	20.9	
100 m-Xylene & p-Xylene	106	7.607	7.607	0.000	95	72553	20.0	19.6	
101 o-Xylene	106	8.208	8.208	0.000	94	74483	20.0	20.7	
102 Bromoform	173	8.274	8.274	0.000	96	36727	20.0	19.7	
103 Styrene	104	8.290	8.290	0.000	98	123622	20.0	21.3	
104 n-Butyl acrylate	73	8.611	8.611	0.000	97	34682	20.0	21.3	
105 Isopropylbenzene	105	8.693	8.693	0.000	95	141062	20.0	21.1	
106 Amyl acetate (mixed isomer	43	9.031	9.031	0.000	92	75353	20.0	22.8	
$ 107 4-Bromofluorobenzene	174	9.080	9.080	0.000	0	154763	50.0	53.7	
108 Bromobenzene	156	9.195	9.195	0.000	93	56894	20.0	21.9	
109 N-Propylbenzene	91	9.327	9.327	0.000	99	146488	20.0	21.5	
110 1,1,2,2-Tetrachloroethane	83	9.484	9.484	0.000	98	57876	20.0	22.0	
111 2-Chlorotoluene	91	9.516	9.516	0.000	97	120951	20.0	21.3	
112 4-Ethyltoluene	105	9.525	9.525	0.000	98	129632	20.0	20.9	
113 1,2,3-Trichloropropane	110	9.632	9.632	0.000	96	16615	20.0	20.8	
114 1,3,5-Trimethylbenzene	105	9.681	9.681	0.000	95	110161	20.0	20.4	
115 trans-1,4-Dichloro-2-buten	53	9.755	9.755	0.000	92	13896	20.0	20.4	
116 4-Chlorotoluene	91	9.780	9.780	0.000	96	111979	20.0	20.9	
117 tert-Butylbenzene	119	10.150	10.150	0.000	96	90340	20.0	21.3	
118 Butyl Methacrylate	87	10.274	10.274	0.000	88	60390	20.0	20.6	
119 1,2,4-Trimethylbenzene	105	10.282	10.282	0.000	94	117328	20.0	20.5	
120 sec-Butylbenzene	105	10.446	10.446	0.000	99	112537	20.0	20.3	
121 1,3-Dichlorobenzene	146	10.718	10.718	0.000	97	72512	20.0	20.1	
122 4-Isopropyltoluene	119	10.726	10.726	0.000	99	108746	20.0	20.9	
* 123 1,4-Dichlorobenzene-d4	152	10.850	10.850	0.000	92	144260	50.0	50.0	
124 1,4-Dichlorobenzene	146	10.874	10.874	0.000	94	71956	20.0	19.7	
125 1,2,3-Trimethylbenzene	105	10.973	10.973	0.000	97	128448	20.0	21.0	
126 2,3-Dihydroindene	117	11.146	11.146	0.000	94	149578	20.0	23.1	
128 Benzyl chloride	126	11.302	11.302	0.000	98	20031	20.0	19.3	
127 p-Diethylbenzene	119	11.302	11.302	0.000	63	53675	20.0	22.0	
129 n-Butylbenzene	92	11.368	11.368	0.000	98	43992	20.0	20.6	
130 1,2-Dichlorobenzene	146	11.467	11.467	0.000	99	84131	20.0	20.6	
131 1,2,4,5-Tetramethylbenzene	119	12.150	12.150	0.000	98	90795	20.0	23.0	
132 1,2-Dibromo-3-Chloropropan	157	12.273	12.273	0.000	90	14108	20.0	22.5	
133 1,3,5-Trichlorobenzene	180	12.298	12.298	0.000	96	41576	20.0	20.5	
134 1,2,4-Trichlorobenzene	180	12.775	12.775	0.000	94	29797	20.0	19.1	

Compound	Sig	RT (min.)	Exp RT (min.)	Dlt RT (min.)	Q	Response	Cal Amt ug/l	OnCol Amt ug/l	Flags
135 Hexachlorobutadiene	225	12.775	12.775	0.000	83	20130	20.0	21.0	
136 Naphthalene	128	12.981	12.981	0.000	99	57519	20.0	17.0	
137 1,2,3-Trichlorobenzene	180	13.096	13.096	0.000	94	30014	20.0	19.4	
S 138 1,2-Dichloroethene, Total	100				0		40.0	42.5	
S 139 1,3-Dichloropropene, Total	100				0		40.0	42.7	
S 140 Xylenes, Total	100				0		40.0	40.4	
S 141 Total BTEX	1				0		100.0	103.2	

QC Flag Legend

Review Flags

M - Manually Integrated

a - User Assigned ID

Reagents:

8260SURR250_00201	Amount Added:	1.00	Units: uL	
GASES Li_00335	Amount Added:	20.00	Units: uL	
ACROLEIN W_00095	Amount Added:	4.00	Units: uL	
524freon_00011	Amount Added:	20.00	Units: uL	
8260MIX1COMB_00105	Amount Added:	20.00	Units: uL	
8260ISNEW_00135	Amount Added:	1.00	Units: uL	Run Reagent

Report Date: 03-Oct-2019 11:52:55 Chrom Revision: 2.3 17-Sep-2019 16:19:08

Eurofins TestAmerica, Edison

Data File: \\chromna\Edison\ChromData\CVOAMS5\20191003-98633.b\E04163.D

Injection Date: 03-Oct-2019 08:38:30 Instrument ID: CVOAMS5 Operator ID:

Lims ID: STD20 Worklist Smp#: 6

Client ID:

Purge Vol: 5.000 mL Dil. Factor: 1.0000 ALS Bottle#: 5

Method: 8260W_5 Limit Group: VOA - 8260C Water and Solid

Column: Rtx-VMS (0.18 mm)

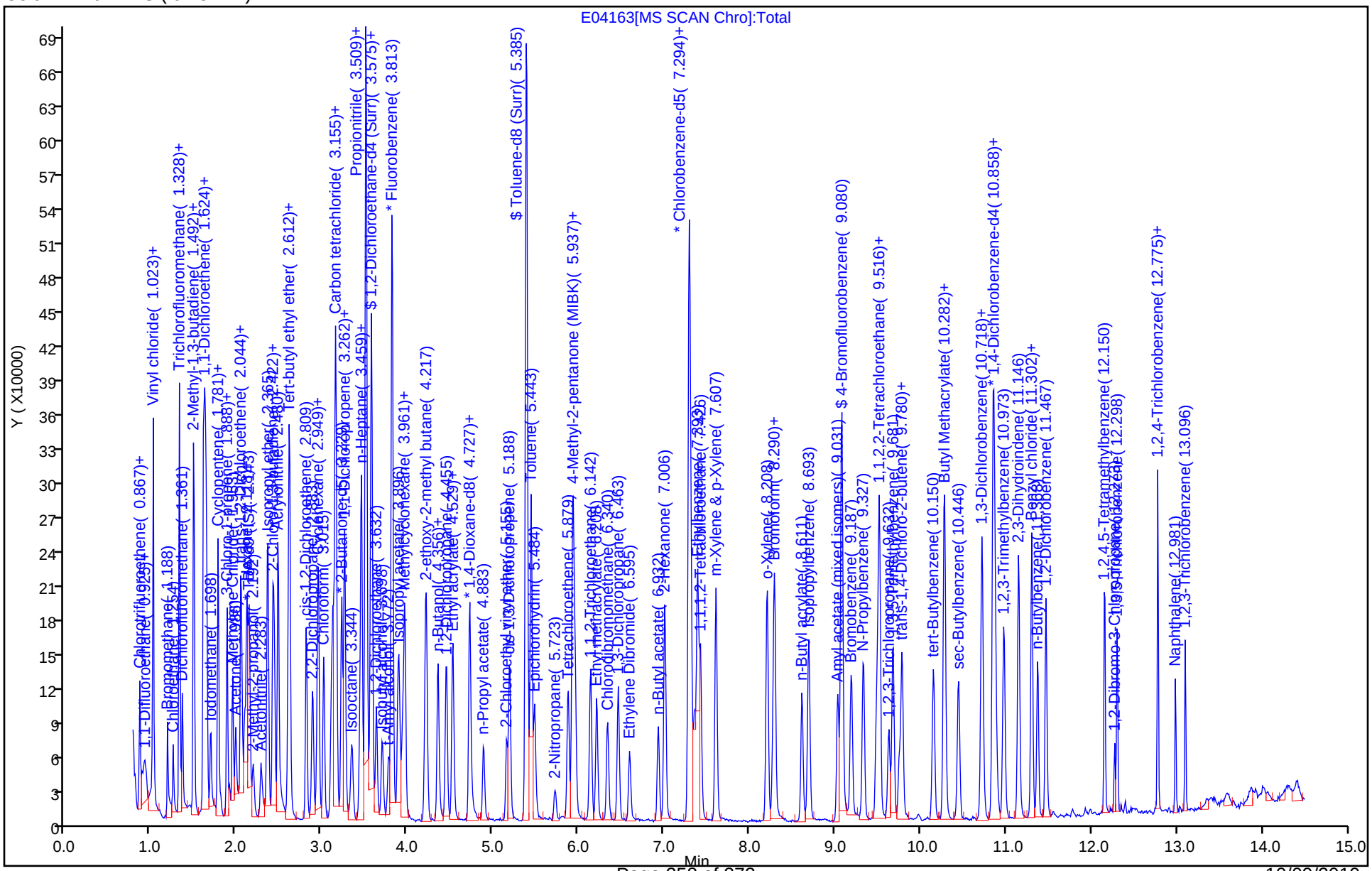

Manual Integration/User Assign Peak Report

Eurofins TestAmerica, Edison

Data File: \\chromna\Edison\ChromData\CVOAMS5\20191003-98633.b\E04163.D
Injection Date: 03-Oct-2019 08:38:30 Instrument ID: CVOAMS5
Lims ID: STD20
Client ID:
Operator ID: ALS Bottle#: 5 Worklist Smp#: 6
Purge Vol: 5.000 mL Dil. Factor: 1.0000
Method: 8260W_5 Limit Group: VOA - 8260C Water and Solid
Column: Rtx-VMS (0.18 mm) Detector MS SCAN

1 Monochloropentafluoroethane, CAS: 76-15-3

Signal: 1

Not Detected
Expected RT: 0.79

Processing Integration Results

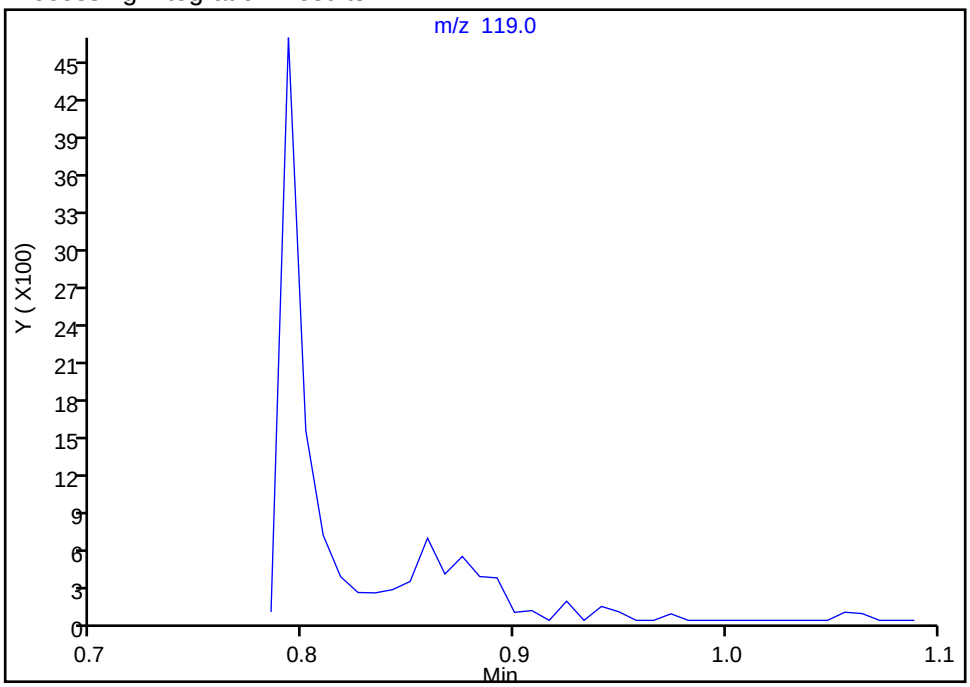

Manual Integration Results

RT: 0.79
Area: 3745
Amount: 14.825533
Amount Units: ug/l

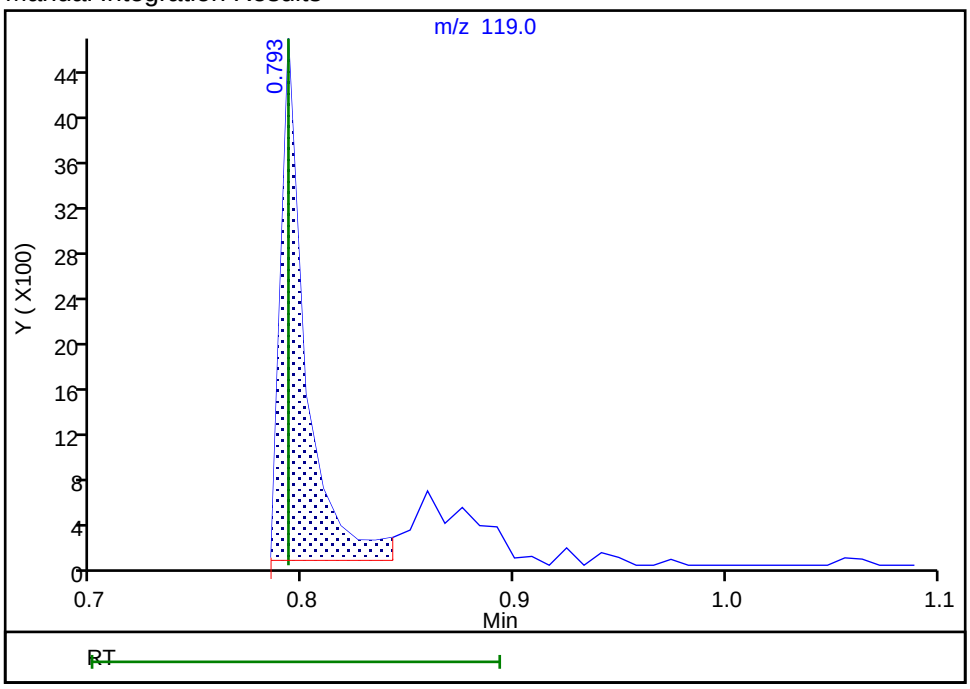

Reviewer: delpolitov, 03-Oct-2019 10:45:14
Audit Action: Manually Integrated Audit Reason: Incomplete Integration

Eurofins TestAmerica, Edison

Data File: \\chromna\Edison\ChromData\CVOAMS5\20191003-98633.b\E04163.D
Injection Date: 03-Oct-2019 08:38:30 Instrument ID: CVOAMS5
Lims ID: STD20
Client ID:
Operator ID: ALS Bottle#: 5 Worklist Smp#: 6
Purge Vol: 5.000 mL Dil. Factor: 1.0000
Method: 8260W_5 Limit Group: VOA - 8260C Water and Solid
Column: Rtx-VMS (0.18 mm) Detector MS SCAN

5 Chlorodifluoromethane, CAS: 75-45-6

Signal: 1

Processing Integration Results

RT: 0.93
Area: 5655
Amount: 1.128428
Amount Units: ug/l

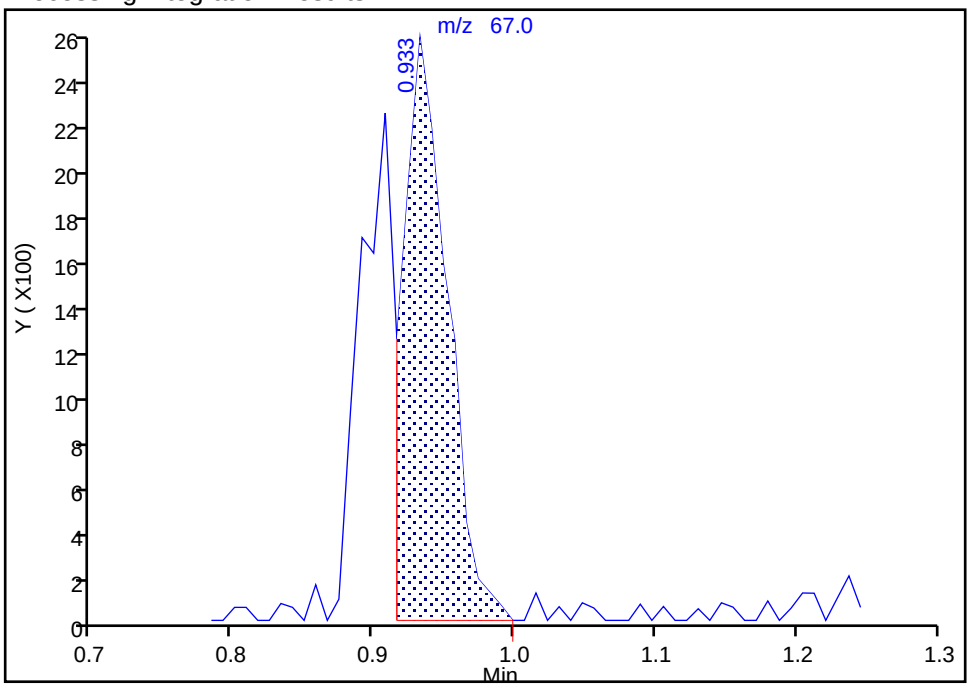

Manual Integration Results

RT: 0.93
Area: 9066
Amount: 20.310463
Amount Units: ug/l

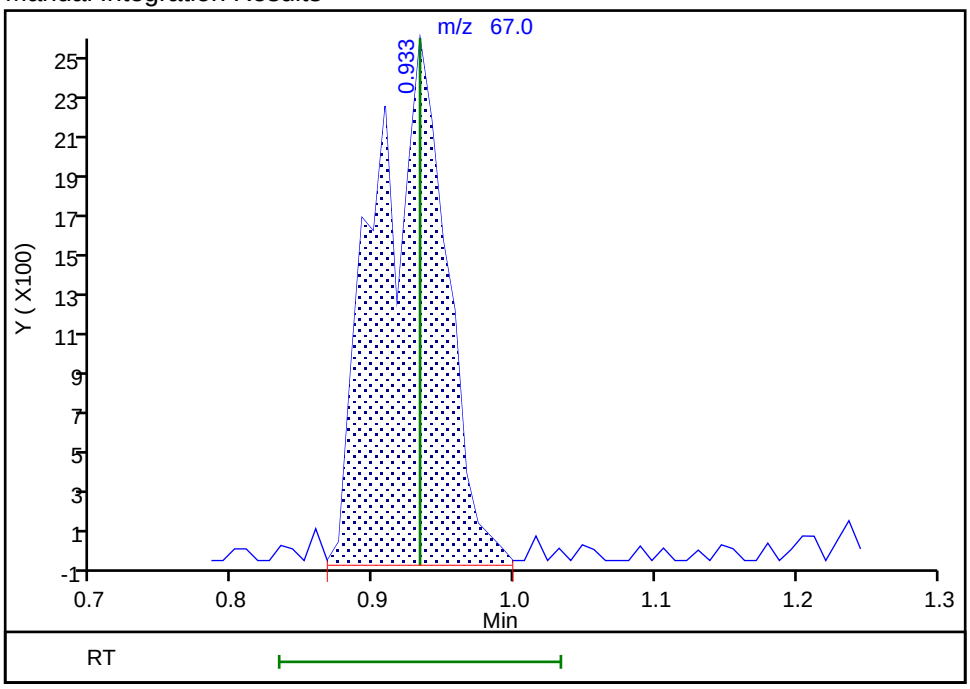

Reviewer: delpolitov, 03-Oct-2019 10:45:36
Audit Action: Manually Integrated Audit Reason: Incomplete Integration

Manual Integration/User Assign Peak Report

Eurofins TestAmerica, Edison

Data File: \\chromna\Edison\ChromData\CVOAMS5\20191003-98633.b\E04163.D
Injection Date: 03-Oct-2019 08:38:30 Instrument ID: CVOAMS5
Lims ID: STD20
Client ID:
Operator ID: ALS Bottle#: 5 Worklist Smp#: 6
Purge Vol: 5.000 mL Dil. Factor: 1.0000
Method: 8260W_5 Limit Group: VOA - 8260C Water and Solid
Column: Rtx-VMS (0.18 mm) Detector MS SCAN

16 Ethanol, CAS: 64-17-5

Signal: 1

Not Detected
Expected RT: 1.60

Processing Integration Results

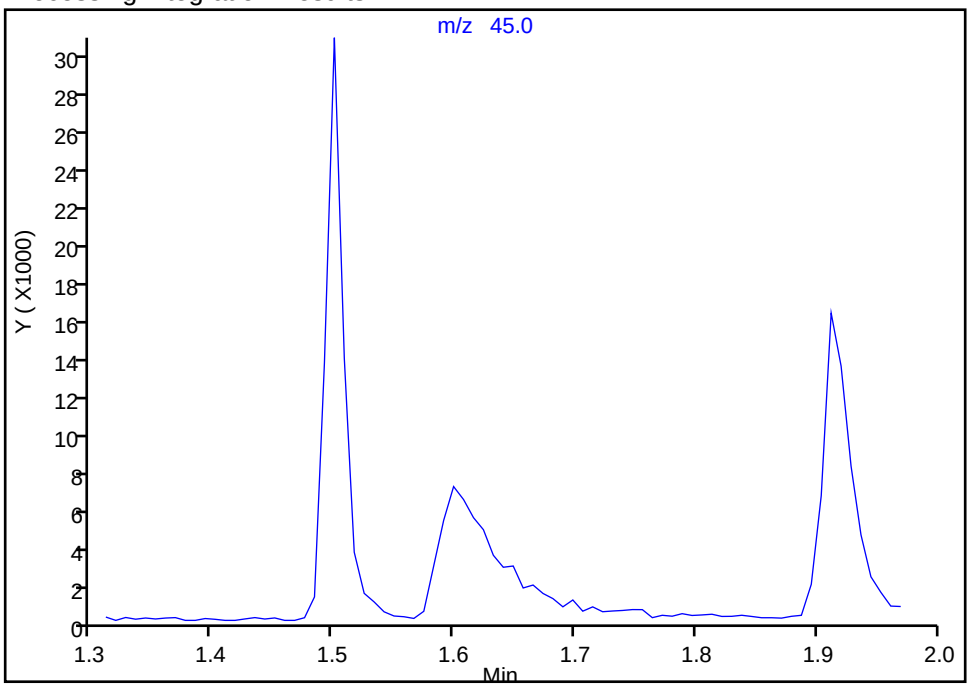

Manual Integration Results

RT: 1.60
Area: 22779
Amount: 940.5712
Amount Units: ug/l

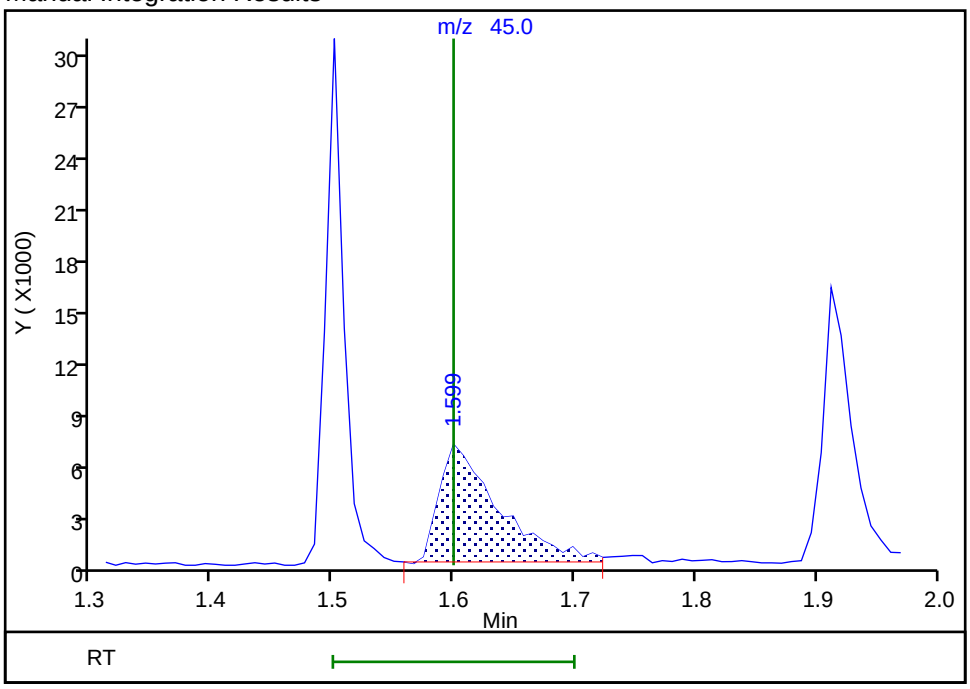

Reviewer: delpolitov, 03-Oct-2019 10:45:47
Audit Action: Assigned Compound ID Audit Reason: Incomplete Integration

Eurofins TestAmerica, Edison
Target Compound Quantitation Report

Data File: \\chromna\Edison\ChromData\CVOAMS5\20191003-98633.b\E04164.D
Lims ID: STD50
Client ID:
Sample Type: IC Calib Level: 4
Inject. Date: 03-Oct-2019 09:06:30 ALS Bottle#: 6 Worklist Smp#: 7
Purge Vol: 5.000 mL Dil. Factor: 1.0000
Sample Info: STD50
Misc. Info.: 460-0098633-007
Operator ID: Instrument ID: CVOAMS5
Sublist: chrom-8260W_5*sub65

Method: \\chromna\Edison\ChromData\CVOAMS5\20191003-98633.b\8260W_5.m
Limit Group: VOA - 8260C Water and Solid
Last Update: 03-Oct-2019 11:53:06 Calib Date: 03-Oct-2019 10:02:30
Integrator: RTE ID Type: Deconvolution ID
Quant Method: Internal Standard Quant By: Initial Calibration
Last ICal File: \\chromna\Edison\ChromData\CVOAMS5\20191003-98633.b\E04166.D

Column 1 : Rtx-VMS (0.18 mm) Det: MS SCAN
Process Host: CTX0311

First Level Reviewer: tupayachia Date: 03-Oct-2019 09:42:32

Compound	Sig	RT (min.)	Exp RT (min.)	Dlt RT (min.)	Q	Response	Cal Amt ug/l	OnCol Amt ug/l	Flags
1 Monochloropentafluoroethan	119	0.793	0.793	0.000	0	12232	50.0	43.9	M
2 Chlorotrifluoroethene	116	0.859	0.859	0.000	83	70282	50.0	56.0	
3 Dichlorodifluoromethane	85	0.867	0.867	0.000	99	211521	50.0	58.5	
4 1,1-Difluoroethane	65	0.916	0.916	0.000	94	82475	50.0	50.5	
5 Chlorodifluoromethane	67	0.933	0.933	0.000	95	24143	50.0	49.6	
7 Vinyl chloride	62	1.015	1.015	0.000	98	187408	50.0	54.8	
6 Chloromethane	50	1.023	1.023	0.000	59	254137	50.0	55.6	
8 Butadiene	54	1.023	1.023	0.000	93	171158	50.0	52.6	
9 Bromomethane	94	1.188	1.188	0.000	98	118470	50.0	49.6	
10 Chloroethane	64	1.254	1.254	0.000	98	110028	50.0	54.9	
11 Trichlorofluoromethane	101	1.328	1.328	0.000	97	197110	50.0	50.1	
12 Pentane	72	1.328	1.328	0.000	96	29248	100.0	102.4	
13 Dichlorofluoromethane	67	1.361	1.361	0.000	98	225569	50.0	52.8	
14 2-Methyl-1,3-butadiene	67	1.492	1.492	0.000	95	187452	50.0	44.9	
15 Ethyl ether	59	1.500	1.501	-0.001	95	118465	50.0	51.1	
16 Ethanol	45	1.599	1.599	0.000	96	52295	2000.0	1908.1	
18 1,2-Dichloro-1,1,2-trifluo	67	1.607	1.608	-0.001	77	149040	50.0	48.9	
17 1,1-Dichloroethene	96	1.607	1.608	-0.001	94	132256	50.0	49.0	
19 Carbon disulfide	76	1.624	1.624	0.000	98	394273	50.0	45.5	
20 1,1,2-Trichloro-1,2,2-trif	101	1.632	1.632	0.000	96	106622	50.0	48.1	
21 1,1,1-Trifluoro-2,2-dichlo	83	1.649	1.649	0.000	93	198146	50.0	49.3	
22 Iodomethane	142	1.698	1.698	0.000	96	214475	50.0	54.2	
23 Cyclopentene	67	1.780	1.781	0.000	95	306612	50.0	47.9	
24 Acrolein	56	1.813	1.813	0.000	92	20841	100.0	85.0	
25 3-Chloro-1-propene	76	1.887	1.888	-0.001	94	88749	50.0	49.9	
26 Isopropyl alcohol	45	1.912	1.912	0.000	98	67015	500.0	480.2	
27 Methylene Chloride	84	1.953	1.953	0.000	88	165642	50.0	48.3	
28 Acetone	58	1.986	1.986	0.000	88	54470	250.0	235.2	
29 trans-1,2-Dichloroethene	96	2.044	2.044	0.000	91	148780	50.0	48.1	
30 Methyl acetate	74	2.060	2.060	0.000	97	44355	100.0	88.8	

Compound	Sig	RT (min.)	Exp RT (min.)	Dlt RT (min.)	Q	Response	Cal Amt ug/l	OnCol Amt ug/l	Flags
31 Hexane	86	2.093	2.093	0.000	78	15492	50.0	44.8	
32 Methyl tert-butyl ether	73	2.118	2.118	0.000	96	398977	50.0	49.7	
* 33 TBA-d9 (IS)	65	2.142	2.143	-0.001	99	205094	1000.0	1000.0	
34 2-Methyl-2-propanol	59	2.192	2.192	0.000	99	118039	500.0	495.4	
35 Acetonitrile	41	2.282	2.283	-0.001	99	131695	500.0	466.1	
36 Isopropyl ether	45	2.365	2.365	0.000	96	438516	50.0	48.7	
37 2-Chloro-1,3-butadiene	88	2.422	2.422	0.000	87	127877	50.0	45.9	
38 1,1-Dichloroethane	63	2.439	2.439	0.000	99	252639	50.0	50.4	
39 Acrylonitrile	53	2.480	2.480	0.000	95	467582	500.0	524.0	
40 Tert-butyl ethyl ether	59	2.603	2.612	-0.009	90	423394	50.0	48.9	
41 Vinyl acetate	86	2.620	2.620	0.000	99	53998	100.0	89.5	
42 cis-1,2-Dichloroethene	96	2.809	2.809	0.000	98	164388	50.0	49.3	
43 2,2-Dichloropropane	77	2.891	2.883	0.008	96	178044	50.0	48.6	
44 Cyclohexane	56	2.949	2.949	0.000	87	121739	50.0	47.7	
45 Chlorobromomethane	128	2.957	2.957	0.000	83	85426	50.0	49.0	
46 Chloroform	83	3.015	3.015	0.000	99	245345	50.0	49.4	
47 Carbon tetrachloride	117	3.105	3.105	0.000	97	153306	50.0	48.2	
49 Ethyl acetate	70	3.122	3.122	0.000	99	29114	100.0	100.9	
48 Methyl acrylate	55	3.122	3.130	-0.008	91	106790	50.0	47.2	
50 Tetrahydrofuran	42	3.138	3.138	0.000	94	89856	100.0	96.5	
$ 51 Dibromofluoromethane (Surr	113	3.155	3.155	0.000	98	155968	50.0	49.4	
52 1,1,1-Trichloroethane	97	3.163	3.163	0.000	98	191727	50.0	47.8	
* 53 2-Butanone-d5	46	3.229	3.229	0.000	99	211953	250.0	250.0	
55 2-Butanone (MEK)	72	3.262	3.262	0.000	98	82506	250.0	256.1	
54 1,1-Dichloropropene	75	3.262	3.262	0.000	96	174541	50.0	46.6	
56 Isooctane	57	3.344	3.344	0.000	99	167830	50.0	48.5	
57 n-Heptane	57	3.443	3.435	0.008	87	34774	50.0	48.5	
58 Benzene	78	3.459	3.459	0.000	94	581502	50.0	48.9	
59 Propionitrile	54	3.500	3.501	-0.001	96	167413	500.0	480.5	
60 Methacrylonitrile	67	3.517	3.509	0.008	89	542812	500.0	490.9	
62 Tert-amyl methyl ether	73	3.574	3.575	-0.001	98	388456	50.0	49.0	
$ 61 1,2-Dichloroethane-d4 (Sur	65	3.574	3.575	-0.001	93	145778	50.0	48.4	
63 1,2-Dichloroethane	62	3.632	3.632	0.000	97	162732	50.0	48.5	
64 Isobutyl alcohol	43	3.698	3.698	0.000	97	115528	1250.0	1242.8	
65 t-Amyl alcohol	59	3.772	3.780	-0.008	96	89176	500.0	478.6	
* 66 Fluorobenzene	96	3.813	3.813	0.000	99	510662	50.0	50.0	
67 Isopropyl acetate	43	3.887	3.887	0.000	99	212163	50.0	49.3	
68 Methylcyclohexane	83	3.945	3.937	0.008	93	96631	50.0	49.2	
69 Trichloroethene	95	3.961	3.970	-0.009	94	139246	50.0	48.7	
70 2-ethoxy-2-methyl butane	59	4.208	4.217	-0.008	99	305842	50.0	47.6	
72 n-Butanol	56	4.348	4.348	0.000	83	75481	1250.0	1235.5	
71 Dibromomethane	93	4.356	4.356	0.000	92	86280	50.0	52.3	
73 1,2-Dichloropropane	63	4.455	4.447	0.008	95	150515	50.0	49.6	
75 Ethyl acrylate	55	4.521	4.521	0.000	98	156786	50.0	49.9	
74 Dichlorobromomethane	83	4.529	4.529	0.000	99	188210	50.0	51.4	
* 76 1,4-Dioxane-d8	96	4.718	4.719	-0.001	36	23625	1000.0	1000.0	
77 Methyl methacrylate	100	4.727	4.727	-0.001	86	80394	100.0	101.0	
78 1,4-Dioxane	88	4.743	4.743	0.000	51	32981	1000.0	1040.6	
79 n-Propyl acetate	43	4.891	4.883	0.008	98	156433	50.0	49.1	
80 2-Chloroethyl vinyl ether	63	5.154	5.155	-0.001	96	88308	50.1	49.8	
81 cis-1,3-Dichloropropene	75	5.196	5.196	0.000	89	227418	50.0	51.5	
$ 82 Toluene-d8 (Surr)	98	5.385	5.385	0.000	100	526206	50.0	48.5	

Compound	Sig	RT (min.)	Exp RT (min.)	Dlt RT (min.)	Q	Response	Cal Amt ug/l	OnCol Amt ug/l	Flags
83 Toluene	91	5.442	5.443	-0.001	94	551224	50.0	47.8	
84 Epichlorohydrin	57	5.484	5.484	0.000	99	232955	1000.0	1083.8	
85 2-Nitropropane	41	5.722	5.723	-0.001	98	48079	100.0	95.1	
86 Tetrachloroethene	166	5.879	5.879	0.000	96	108588	50.0	47.3	
87 4-Methyl-2-pentanone (MIBK	43	5.928	5.928	0.000	94	543180	250.0	266.3	
88 trans-1,3-Dichloropropene	75	5.961	5.961	0.000	92	202644	50.0	52.1	
89 1,1,2-Trichloroethane	83	6.142	6.142	0.000	96	104428	50.0	49.1	
90 Ethyl methacrylate	69	6.208	6.208	0.000	87	174662	50.0	52.5	
91 Chlorodibromomethane	129	6.340	6.340	0.000	98	142779	50.0	48.1	
92 1,3-Dichloropropane	76	6.463	6.463	0.000	90	215769	50.0	49.3	
93 Ethylene Dibromide	107	6.595	6.595	0.000	97	129224	50.0	51.3	
94 n-Butyl acetate	43	6.932	6.932	0.000	99	162778	50.0	50.3	
95 2-Hexanone	43	7.006	7.006	0.000	94	366340	250.0	259.8	
* 96 Chlorobenzene-d5	117	7.294	7.294	0.000	83	379698	50.0	50.0	
97 Chlorobenzene	112	7.311	7.311	0.000	97	350414	50.0	49.0	
98 Ethylbenzene	106	7.393	7.393	0.000	97	155282	50.0	49.4	
99 1,1,1,2-Tetrachloroethane	131	7.426	7.426	0.000	93	135764	50.0	49.7	
100 m-Xylene & p-Xylene	106	7.607	7.607	0.000	95	188646	50.0	46.5	
101 o-Xylene	106	8.208	8.208	0.000	96	191193	50.0	48.6	
102 Bromoform	173	8.274	8.274	0.000	97	100857	50.0	46.4	
103 Styrene	104	8.290	8.290	0.000	98	334214	50.0	52.6	
104 n-Butyl acrylate	73	8.611	8.611	0.000	97	90346	50.0	50.5	
105 Isopropylbenzene	105	8.693	8.693	0.000	95	360140	50.0	49.1	
106 Amyl acetate (mixed isomer	43	9.031	9.031	0.000	90	190939	50.0	50.0	
$ 107 4-Bromofluorobenzene	174	9.080	9.080	0.000	0	154431	50.0	48.8	
108 Bromobenzene	156	9.187	9.195	-0.008	94	145101	50.0	47.9	
109 N-Propylbenzene	91	9.335	9.327	0.008	100	380222	50.0	47.9	
110 1,1,2,2-Tetrachloroethane	83	9.483	9.484	-0.001	98	150573	50.0	49.8	
111 2-Chlorotoluene	91	9.516	9.516	0.000	97	313668	50.0	47.4	
112 4-Ethyltoluene	105	9.524	9.525	-0.001	98	324802	50.0	44.9	
113 1,2,3-Trichloropropane	110	9.631	9.632	-0.001	94	45708	50.0	49.0	
114 1,3,5-Trimethylbenzene	105	9.681	9.681	0.000	95	289536	50.0	46.1	
115 trans-1,4-Dichloro-2-buten	53	9.755	9.755	0.000	94	35734	50.0	45.1	
116 4-Chlorotoluene	91	9.788	9.780	0.008	96	297441	50.0	47.7	
117 tert-Butylbenzene	119	10.150	10.150	0.000	96	236827	50.0	47.8	
118 Butyl Methacrylate	87	10.273	10.274	-0.001	87	160639	50.0	46.9	
119 1,2,4-Trimethylbenzene	105	10.282	10.282	0.000	96	305334	50.0	45.8	
120 sec-Butylbenzene	105	10.446	10.446	0.000	99	303068	50.0	46.9	
121 1,3-Dichlorobenzene	146	10.718	10.718	0.000	98	200471	50.0	47.7	
122 4-Isopropyltoluene	119	10.726	10.726	0.000	98	281515	50.0	46.3	
* 123 1,4-Dichlorobenzene-d4	152	10.849	10.850	-0.001	93	168253	50.0	50.0	
124 1,4-Dichlorobenzene	146	10.874	10.874	0.000	96	204375	50.0	47.9	
125 1,2,3-Trimethylbenzene	105	10.973	10.973	0.000	97	324712	50.0	45.5	
126 2,3-Dihydroindene	117	11.146	11.146	0.000	94	372907	50.0	49.9	
128 Benzyl chloride	126	11.302	11.302	0.000	99	52238	50.0	43.1	
127 p-Diethylbenzene	119	11.302	11.302	0.000	96	137717	50.0	49.1	
129 n-Butylbenzene	92	11.368	11.368	0.000	97	113681	50.0	45.7	
130 1,2-Dichlorobenzene	146	11.467	11.467	0.000	98	225021	50.0	47.1	
131 1,2,4,5-Tetramethylbenzene	119	12.158	12.150	0.008	98	223086	50.0	49.1	
132 1,2-Dibromo-3-Chloropropan	157	12.273	12.273	0.000	88	37964	50.0	53.0	
133 1,3,5-Trichlorobenzene	180	12.298	12.298	0.000	96	106147	50.0	44.9	
134 1,2,4-Trichlorobenzene	180	12.775	12.775	0.000	93	87546	50.0	48.2	

Compound	Sig	RT (min.)	Exp RT (min.)	Dlt RT (min.)	Q	Response	Cal Amt ug/l	OnCol Amt ug/l	Flags
135 Hexachlorobutadiene	225	12.775	12.775	0.000	77	54008	50.0	49.3	
136 Naphthalene	128	12.981	12.981	0.000	99	180310	50.0	45.6	
137 1,2,3-Trichlorobenzene	180	13.096	13.096	0.000	96	88582	50.0	49.0	
S 138 1,2-Dichloroethene, Total	100				0		100.0	97.3	
S 139 1,3-Dichloropropene, Total	100				0		100.0	103.6	
S 140 Xylenes, Total	100				0		100.0	95.1	
S 141 Total BTEX	1				0		250.0	241.2	

QC Flag Legend

Review Flags

M - Manually Integrated

Reagents:

8260SURR250_00201	Amount Added:	1.00	Units: uL	
GASES Li_00335	Amount Added:	50.00	Units: uL	
ACROLEIN W_00095	Amount Added:	10.00	Units: uL	
524freon_00011	Amount Added:	50.00	Units: uL	
8260MIX1COMB_00105	Amount Added:	50.00	Units: uL	
8260ISNEW_00135	Amount Added:	1.00	Units: uL	Run Reagent

Report Date: 03-Oct-2019 11:53:08 Chrom Revision: 2.3 17-Sep-2019 16:19:08

Eurofins TestAmerica, Edison

Data File: \\chromna\Edison\ChromData\CVOAMS5\20191003-98633.b\E04164.D

Injection Date:	03-Oct-2019 09:06:30	Instrument ID:	CVOAMS5	Operator ID:	
Lims ID:	STD50			Worklist Smp#:	7
Client ID:					
Purge Vol:	5.000 mL	Dil. Factor:	1.0000	ALS Bottle#:	6
Method:	8260W_5	Limit Group:	VOA - 8260C Water and Solid		

Column: Rtx-VMS (0.18 mm)

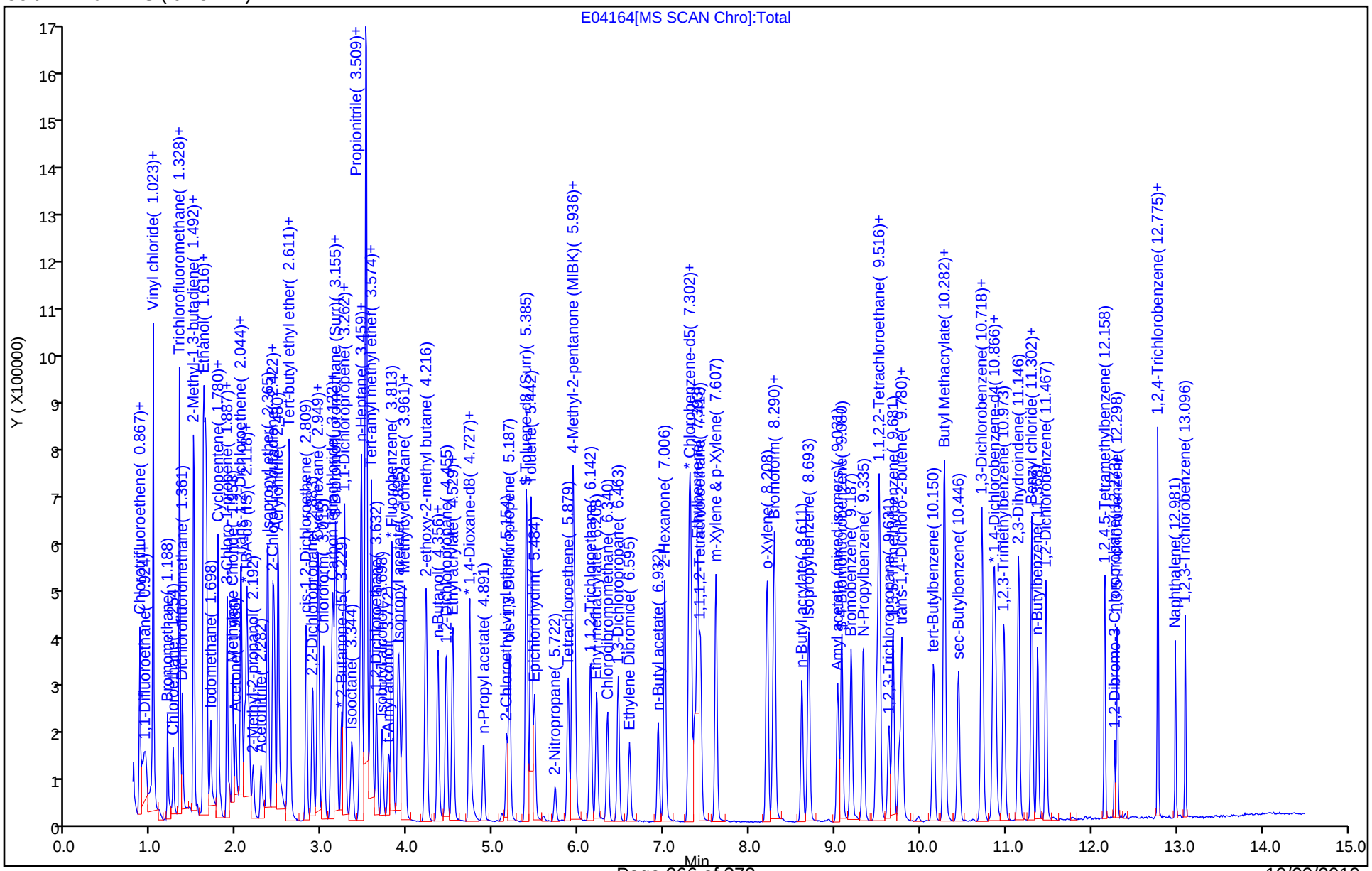

Manual Integration/User Assign Peak Report

Eurofins TestAmerica, Edison

Data File: \\chromna\Edison\ChromData\CVOAMS5\20191003-98633.b\E04164.D
Injection Date: 03-Oct-2019 09:06:30 Instrument ID: CVOAMS5
Lims ID: STD50
Client ID:
Operator ID: ALS Bottle#: 6 Worklist Smp#: 7
Purge Vol: 5.000 mL Dil. Factor: 1.0000
Method: 8260W_5 Limit Group: VOA - 8260C Water and Solid
Column: Rtx-VMS (0.18 mm) Detector MS SCAN

1 Monochloropentafluoroethane, CAS: 76-15-3

Signal: 1

Not Detected
Expected RT: 0.79

Processing Integration Results

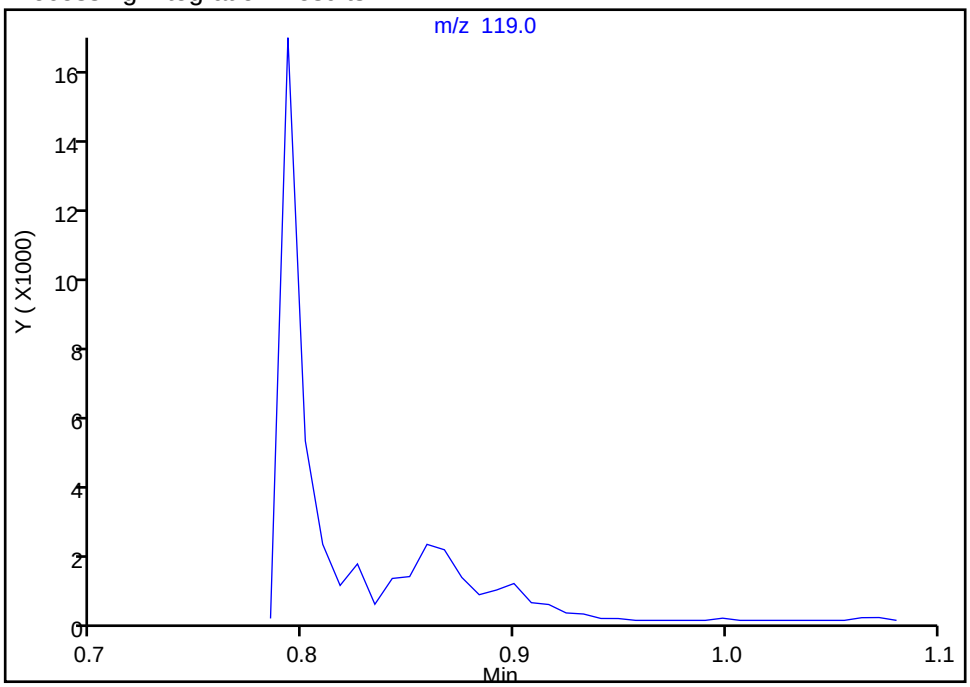

Manual Integration Results

RT: 0.79
Area: 12232
Amount: 43.934180
Amount Units: ug/l

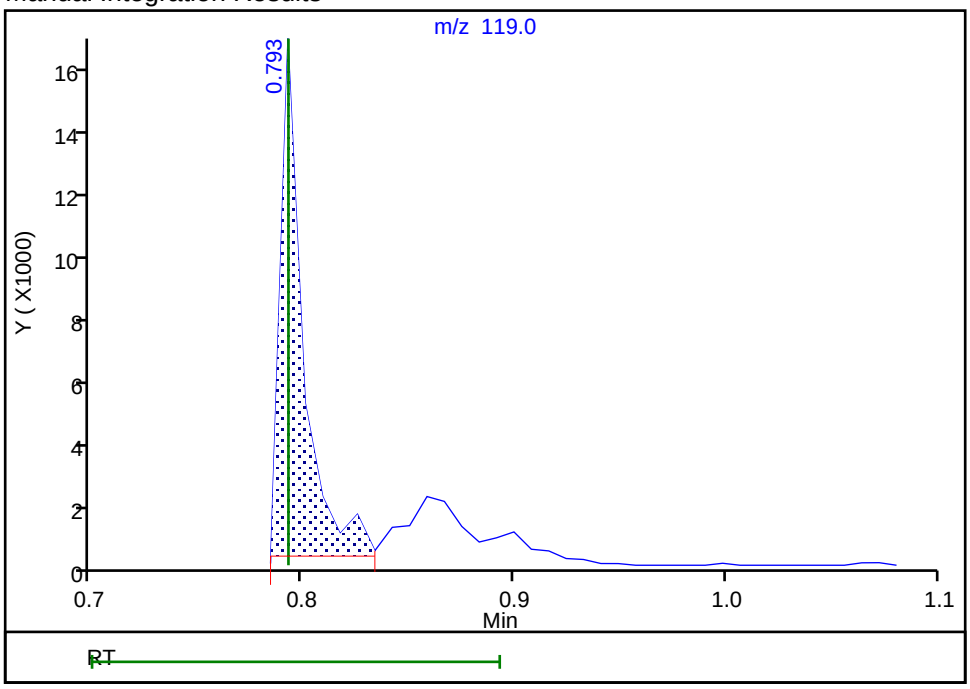

Reviewer: delpolitov, 03-Oct-2019 10:57:58
Audit Action: Manually Integrated Audit Reason: Incomplete Integration

Eurofins TestAmerica, Edison
Target Compound Quantitation Report

Data File: \\chromna\Edison\ChromData\CVOAMS5\20191003-98633.b\E04165.D
Lims ID: STD200
Client ID:
Sample Type: IC Calib Level: 5
Inject. Date: 03-Oct-2019 09:34:30 ALS Bottle#: 7 Worklist Smp#: 8
Purge Vol: 5.000 mL Dil. Factor: 1.0000
Sample Info: STD200
Misc. Info.: 460-0098633-008
Operator ID: Instrument ID: CVOAMS5
Sublist: chrom-8260W_5*sub65

Method: \\chromna\Edison\ChromData\CVOAMS5\20191003-98633.b\8260W_5.m
Limit Group: VOA - 8260C Water and Solid
Last Update: 03-Oct-2019 11:53:19 Calib Date: 03-Oct-2019 10:02:30
Integrator: RTE ID Type: Deconvolution ID
Quant Method: Internal Standard Quant By: Initial Calibration
Last ICal File: \\chromna\Edison\ChromData\CVOAMS5\20191003-98633.b\E04166.D

Column 1 : Rtx-VMS (0.18 mm) Det: MS SCAN
Process Host: CTX0311

First Level Reviewer: tupayachia Date: 03-Oct-2019 10:15:35

Compound	Sig	RT (min.)	Exp RT (min.)	Dlt RT (min.)	Q	Response	Cal Amt ug/l	OnCol Amt ug/l	Flags
1 Monochloropentafluoroethan	119	0.793	0.793	0.000	0	56818	200.0	203.3	M
2 Chlorotrifluoroethene	116	0.859	0.859	0.000	83	258586	200.0	201.4	
3 Dichlorodifluoromethane	85	0.867	0.867	0.000	99	824379	200.0	224.4	
4 1,1-Difluoroethane	65	0.908	0.916	-0.008	93	341803	200.0	206.1	
5 Chlorodifluoromethane	67	0.925	0.933	-0.008	97	100026	200.0	203.7	
7 Vinyl chloride	62	1.015	1.015	0.000	98	705456	200.0	203.1	
6 Chloromethane	50	1.023	1.023	0.000	68	968768	200.0	208.7	
8 Butadiene	54	1.023	1.023	0.000	91	643848	200.0	194.8	M
9 Bromomethane	94	1.188	1.188	0.000	99	459853	200.0	189.6	
10 Chloroethane	64	1.254	1.254	0.000	98	372352	200.0	181.7	
11 Trichlorofluoromethane	101	1.328	1.328	0.000	98	755614	200.0	189.2	
12 Pentane	72	1.328	1.328	0.000	96	117184	400.0	401.2	
13 Dichlorofluoromethane	67	1.361	1.361	0.000	98	837367	200.0	193.0	
14 2-Methyl-1,3-butadiene	67	1.492	1.492	0.000	95	861308	200.0	202.9	
15 Ethyl ether	59	1.501	1.501	0.000	95	457011	200.0	193.9	
16 Ethanol	45	1.599	1.599	0.000	37	215472	8000.0	8012.4	a
17 1,1-Dichloroethene	96	1.608	1.608	0.000	94	530564	200.0	193.3	
18 1,2-Dichloro-1,1,2-trifluo	67	1.608	1.608	0.000	79	615007	200.0	198.5	
19 Carbon disulfide	76	1.624	1.624	0.000	98	1328488	200.0	150.8	
20 1,1,2-Trichloro-1,2,2-trif	101	1.632	1.632	0.000	93	440915	200.0	195.7	
21 1,1,1-Trifluoro-2,2-dichlo	83	1.649	1.649	0.000	93	804372	200.0	196.8	
22 Iodomethane	142	1.690	1.698	-0.008	96	931834	200.0	231.7	
23 Cyclopentene	67	1.781	1.781	0.000	96	1242596	200.0	191.0	
24 Acrolein	56	1.813	1.813	0.000	92	47996	200.0	199.6	
25 3-Chloro-1-propene	76	1.887	1.888	-0.001	93	352906	200.0	195.2	
26 Isopropyl alcohol	45	1.920	1.912	0.008	97	265211	2000.0	1936.9	
27 Methylene Chloride	84	1.953	1.953	0.000	95	651491	200.0	186.8	
28 Acetone	58	1.986	1.986	0.000	89	208650	1000.0	881.5	
29 trans-1,2-Dichloroethene	96	2.044	2.044	0.000	93	603106	200.0	191.7	
30 Methyl acetate	74	2.060	2.060	0.000	97	176225	400.0	359.7	

Compound	Sig	RT (min.)	Exp RT (min.)	Dlt RT (min.)	Q	Response	Cal Amt ug/l	OnCol Amt ug/l	Flags
31 Hexane	86	2.093	2.093	0.000	78	66578	200.0	198.0	
32 Methyl tert-butyl ether	73	2.118	2.118	0.000	97	1562402	200.0	191.6	
* 33 TBA-d9 (IS)	65	2.151	2.143	0.008	98	201239	1000.0	1000.0	
34 2-Methyl-2-propanol	59	2.192	2.192	0.000	99	453706	2000.0	1940.6	
35 Acetonitrile	41	2.283	2.283	-0.001	100	546881	2000.0	1972.8	
36 Isopropyl ether	45	2.365	2.365	0.000	97	1707306	200.0	186.5	
37 2-Chloro-1,3-butadiene	88	2.422	2.422	0.000	87	527772	200.0	186.5	
38 1,1-Dichloroethane	63	2.439	2.439	0.000	100	1002113	200.0	196.8	
39 Acrylonitrile	53	2.488	2.480	0.008	95	1847300	2000.0	2037.0	
40 Tert-butyl ethyl ether	59	2.612	2.612	0.000	90	1646304	200.0	187.1	
41 Vinyl acetate	86	2.620	2.620	0.000	99	245728	400.0	398.3	
42 cis-1,2-Dichloroethene	96	2.809	2.809	0.000	97	652196	200.0	192.3	
43 2,2-Dichloropropane	77	2.883	2.883	0.000	95	704698	200.0	189.3	
44 Cyclohexane	56	2.949	2.949	0.000	87	512803	200.0	197.5	
45 Chlorobromomethane	128	2.957	2.957	0.000	87	278946	200.0	157.6	
46 Chloroform	83	3.015	3.015	0.000	100	965409	200.0	191.1	
47 Carbon tetrachloride	117	3.105	3.105	0.000	96	625505	200.0	193.7	
49 Ethyl acetate	70	3.122	3.122	0.000	99	114961	400.0	389.7	
48 Methyl acrylate	55	3.130	3.130	0.000	99	452520	200.0	197.0	
50 Tetrahydrofuran	42	3.138	3.138	0.000	93	357219	400.0	375.4	
$ 51 Dibromofluoromethane (Surr	113	3.155	3.155	0.000	99	154774	50.0	48.2	
52 1,1,1-Trichloroethane	97	3.163	3.163	0.000	98	773709	200.0	189.9	
* 53 2-Butanone-d5	46	3.229	3.229	0.000	99	216669	250.0	250.0	
55 2-Butanone (MEK)	72	3.262	3.262	0.000	98	317337	1000.0	963.4	
54 1,1-Dichloropropene	75	3.262	3.262	0.000	97	701118	200.0	184.2	
56 Isooctane	57	3.344	3.344	0.000	99	663893	200.0	188.9	
57 n-Heptane	57	3.443	3.435	0.008	87	140254	200.0	194.2	
58 Benzene	78	3.459	3.459	0.000	95	2286034	200.0	186.4	
59 Propionitrile	54	3.509	3.501	0.008	95	683131	2000.0	1998.1	
60 Methacrylonitrile	67	3.517	3.509	0.008	89	2121680	2000.0	1888.3	
$ 61 1,2-Dichloroethane-d4 (Sur	65	3.575	3.575	0.000	92	147809	50.0	48.3	
62 Tert-amyl methyl ether	73	3.575	3.575	0.000	98	1539181	200.0	191.1	
63 1,2-Dichloroethane	62	3.632	3.632	0.000	97	644620	200.0	189.0	
64 Isobutyl alcohol	43	3.706	3.698	0.008	95	477553	5000.0	5235.7	
65 t-Amyl alcohol	59	3.780	3.780	0.000	96	363627	2000.0	1989.1	
* 66 Fluorobenzene	96	3.813	3.813	0.000	100	518958	50.0	50.0	
67 Isopropyl acetate	43	3.887	3.887	0.000	100	854677	200.0	195.4	
68 Methylcyclohexane	83	3.945	3.937	0.008	92	394147	200.0	197.3	
69 Trichloroethene	95	3.970	3.970	0.000	95	551925	200.0	189.9	
70 2-ethoxy-2-methyl butane	59	4.216	4.217	0.000	98	1262063	200.0	193.3	
72 n-Butanol	56	4.348	4.348	0.000	69	321449	5000.0	5362.3	
71 Dibromomethane	93	4.356	4.356	0.000	92	347959	200.0	207.6	
73 1,2-Dichloropropane	63	4.455	4.447	0.008	94	589609	200.0	191.1	
75 Ethyl acrylate	55	4.521	4.521	0.000	98	638646	200.0	199.9	
74 Dichlorobromomethane	83	4.529	4.529	0.000	98	736678	200.0	198.0	
* 76 1,4-Dioxane-d8	96	4.719	4.719	-0.001	33	26106	1000.0	1000.0	
77 Methyl methacrylate	100	4.727	4.727	0.000	85	316411	400.0	391.3	
78 1,4-Dioxane	88	4.751	4.743	0.008	93	127937	4000.0	3653.1	
79 n-Propyl acetate	43	4.883	4.883	0.000	97	632266	200.0	195.2	
80 2-Chloroethyl vinyl ether	63	5.155	5.155	0.000	96	361071	200.5	200.5	
81 cis-1,3-Dichloropropene	75	5.196	5.196	0.000	89	923869	200.0	203.1	
$ 82 Toluene-d8 (Surr)	98	5.393	5.385	0.008	99	535955	50.0	48.0	

Compound	Sig	RT (min.)	Exp RT (min.)	Dlt RT (min.)	Q	Response	Cal Amt ug/l	OnCol Amt ug/l	Flags
83 Toluene	91	5.443	5.443	0.000	93	2173130	200.0	183.0	
84 Epichlorohydrin	57	5.484	5.484	0.000	99	921188	4000.0	4192.4	
85 2-Nitropropane	41	5.723	5.723	0.000	96	193261	400.0	389.7	
86 Tetrachloroethene	166	5.879	5.879	0.000	96	448436	200.0	189.5	
87 4-Methyl-2-pentanone (MIBK	43	5.937	5.928	0.008	94	2056179	1000.0	986.2	
88 trans-1,3-Dichloropropene	75	5.961	5.961	0.000	98	803618	200.0	200.4	
89 1,1,2-Trichloroethane	83	6.142	6.142	0.000	97	416155	200.0	189.9	
90 Ethyl methacrylate	69	6.208	6.208	0.000	87	684369	200.0	199.6	
91 Chlorodibromomethane	129	6.340	6.340	0.000	98	587593	200.0	192.0	
92 1,3-Dichloropropane	76	6.463	6.463	0.000	90	851874	200.0	188.8	
93 Ethylene Dibromide	107	6.595	6.595	0.000	100	513864	200.0	198.1	
94 n-Butyl acetate	43	6.932	6.932	0.000	98	676121	200.0	202.8	
95 2-Hexanone	43	7.006	7.006	0.000	94	1395905	1000.0	968.3	
* 96 Chlorobenzene-d5	117	7.294	7.294	0.000	84	391254	50.0	50.0	
97 Chlorobenzene	112	7.319	7.311	0.008	97	1390841	200.0	188.9	
98 Ethylbenzene	106	7.393	7.393	0.000	98	626207	200.0	193.2	
99 1,1,1,2-Tetrachloroethane	131	7.426	7.426	0.000	95	531934	200.0	188.8	
100 m-Xylene & p-Xylene	106	7.607	7.607	0.000	94	761485	200.0	182.3	
101 o-Xylene	106	8.208	8.208	0.000	95	769280	200.0	189.7	
102 Bromoform	173	8.274	8.274	0.000	99	417340	200.0	173.3	
103 Styrene	104	8.290	8.290	0.000	97	1396243	200.0	213.3	
104 n-Butyl acrylate	73	8.611	8.611	0.000	97	394032	200.0	213.9	
105 Isopropylbenzene	105	8.693	8.693	0.000	95	1430960	200.0	189.3	
106 Amyl acetate (mixed isomer	43	9.031	9.031	0.000	91	802083	200.0	190.8	
$ 107 4-Bromofluorobenzene	174	9.080	9.080	0.000	0	170891	50.0	52.5	
108 Bromobenzene	156	9.187	9.195	-0.008	93	600191	200.0	178.8	
109 N-Propylbenzene	91	9.335	9.327	0.008	100	1581781	200.0	179.9	
110 1,1,2,2-Tetrachloroethane	83	9.484	9.484	0.000	98	601770	200.0	181.0	
111 2-Chlorotoluene	91	9.516	9.516	0.000	97	1279873	200.0	174.5	
112 4-Ethyltoluene	105	9.525	9.525	0.000	98	1386637	200.0	173.0	
113 1,2,3-Trichloropropane	110	9.632	9.632	0.000	96	181227	200.0	175.1	
114 1,3,5-Trimethylbenzene	105	9.681	9.681	0.000	94	1187300	200.0	170.4	
115 trans-1,4-Dichloro-2-buten	53	9.755	9.755	0.000	93	150702	200.0	171.4	
116 4-Chlorotoluene	91	9.788	9.780	0.008	95	1256933	200.0	181.7	
117 tert-Butylbenzene	119	10.150	10.150	0.000	96	948464	200.0	172.7	
118 Butyl Methacrylate	87	10.282	10.274	0.008	87	719264	200.0	189.4	
119 1,2,4-Trimethylbenzene	105	10.282	10.282	0.000	95	1261481	200.0	170.5	
120 sec-Butylbenzene	105	10.446	10.446	0.000	99	1256363	200.0	175.2	
121 1,3-Dichlorobenzene	146	10.718	10.718	0.000	98	854839	200.0	183.4	
122 4-Isopropyltoluene	119	10.726	10.726	0.000	98	1141963	200.0	169.6	
* 123 1,4-Dichlorobenzene-d4	152	10.858	10.850	0.008	93	186535	50.0	50.0	
124 1,4-Dichlorobenzene	146	10.874	10.874	0.000	96	883518	200.0	186.7	
125 1,2,3-Trimethylbenzene	105	10.981	10.973	0.008	97	1358868	200.0	171.8	
126 2,3-Dihydroindene	117	11.146	11.146	0.000	94	1529834	200.0	185.9	
128 Benzyl chloride	126	11.302	11.302	0.000	99	239379	200.0	178.3	
127 p-Diethylbenzene	119	11.302	11.302	0.000	95	596178	200.0	193.5	
129 n-Butylbenzene	92	11.368	11.368	0.000	98	498138	200.0	180.5	
130 1,2-Dichlorobenzene	146	11.467	11.467	0.000	98	921027	200.0	174.0	
131 1,2,4,5-Tetramethylbenzene	119	12.158	12.150	0.008	98	960212	200.0	192.1	
132 1,2-Dibromo-3-Chloropropan	157	12.273	12.273	0.000	88	153665	200.0	195.6	
133 1,3,5-Trichlorobenzene	180	12.306	12.298	0.008	96	461159	200.0	176.0	
134 1,2,4-Trichlorobenzene	180	12.775	12.775	0.000	94	402355	200.0	199.7	

Compound	Sig	RT (min.)	Exp RT (min.)	Dlt RT (min.)	Q	Response	Cal Amt ug/l	OnCol Amt ug/l	Flags
135 Hexachlorobutadiene	225	12.775	12.775	0.000	73	222015	200.0	184.9	
136 Naphthalene	128	12.981	12.981	0.000	99	930195	200.0	212.2	
137 1,2,3-Trichlorobenzene	180	13.096	13.096	0.000	95	389320	200.0	194.3	
S 138 1,2-Dichloroethene, Total	100				0		400.0	384.0	
S 139 1,3-Dichloropropene, Total	100				0		400.0	403.5	
S 140 Xylenes, Total	100				0		400.0	372.0	
S 141 Total BTEX	1				0		1000.0	934.6	

QC Flag Legend

Review Flags

M - Manually Integrated

a - User Assigned ID

Reagents:

8FreonHi_00009	Amount Added:	20.00	Units: uL		
MIX I Hi_00117	Amount Added:	20.00	Units: uL		
Ethanol mix_00032	Amount Added:	20.00	Units: uL		
GAS Hi_00326	Amount Added:	20.00	Units: uL		
ACROLEIN W_00095	Amount Added:	20.00	Units: uL		
8260SURR250_00201	Amount Added:	1.00	Units: uL		
MIX 2 Hi_00087	Amount Added:	20.00	Units: uL		
8260ISNEW_00135	Amount Added:	1.00	Units: uL	Run Reagent	

Report Date: 03-Oct-2019 11:53:22 Chrom Revision: 2.3 17-Sep-2019 16:19:08

Eurofins TestAmerica, Edison

Data File: \\chromna\Edison\ChromData\CVOAMS5\20191003-98633.b\E04165.D

Injection Date: 03-Oct-2019 09:34:30 Instrument ID: CVOAMS5 Operator ID:

Lims ID: STD200 Worklist Smp#: 8

Client ID:

Purge Vol: 5.000 mL Dil. Factor: 1.0000 ALS Bottle#: 7

Method: 8260W_5 Limit Group: VOA - 8260C Water and Solid

Column: Rtx-VMS (0.18 mm)

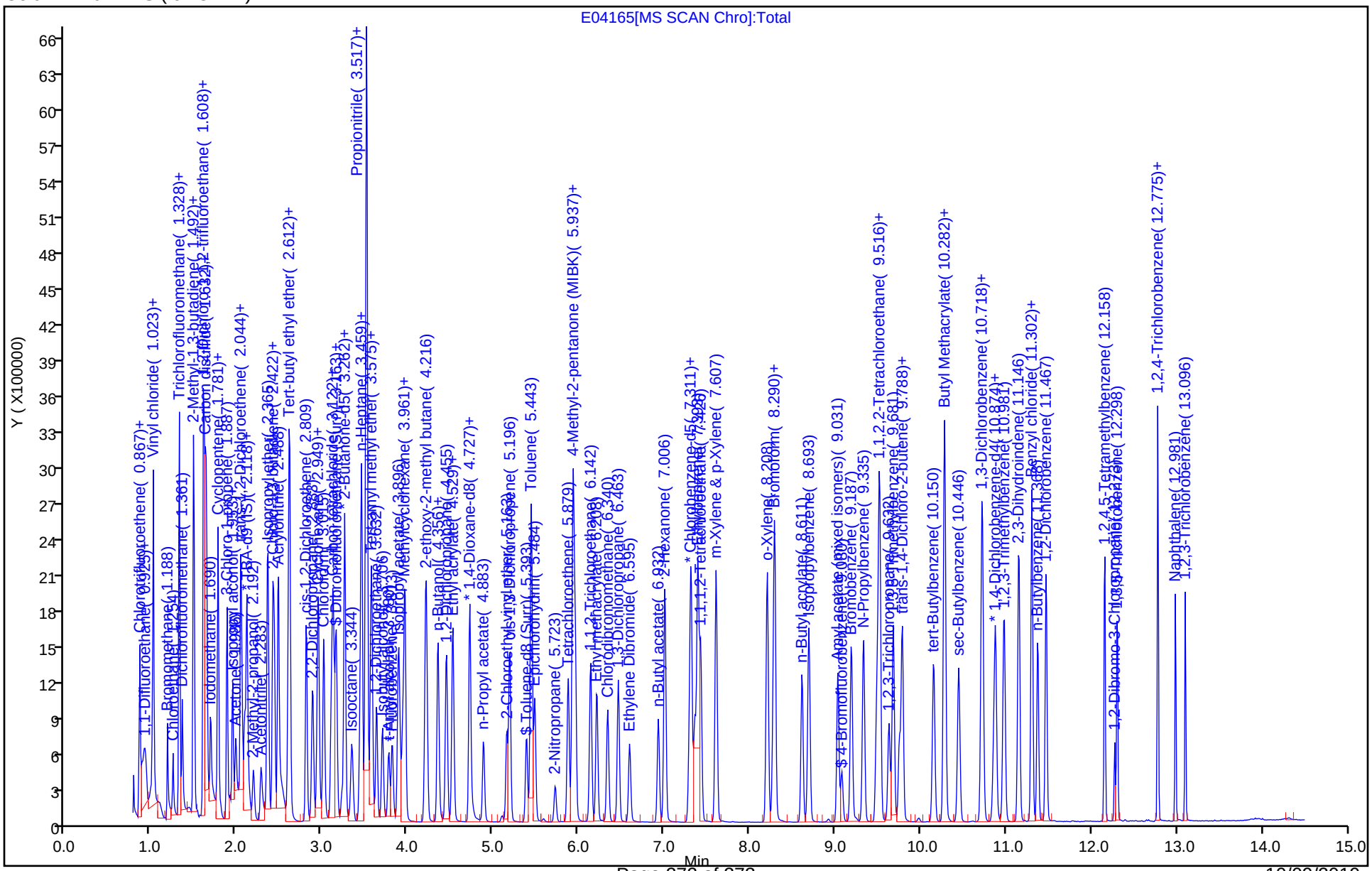

Manual Integration/User Assign Peak Report

Eurofins TestAmerica, Edison

Data File: \\chromna\Edison\ChromData\CVOAMS5\20191003-98633.b\E04165.D
Injection Date: 03-Oct-2019 09:34:30 Instrument ID: CVOAMS5
Lims ID: STD200
Client ID:
Operator ID: ALS Bottle#: 7 Worklist Smp#: 8
Purge Vol: 5.000 mL Dil. Factor: 1.0000
Method: 8260W_5 Limit Group: VOA - 8260C Water and Solid
Column: Rtx-VMS (0.18 mm) Detector MS SCAN

1 Monochloropentafluoroethane, CAS: 76-15-3

Signal: 1

Not Detected
Expected RT: 0.79

Processing Integration Results

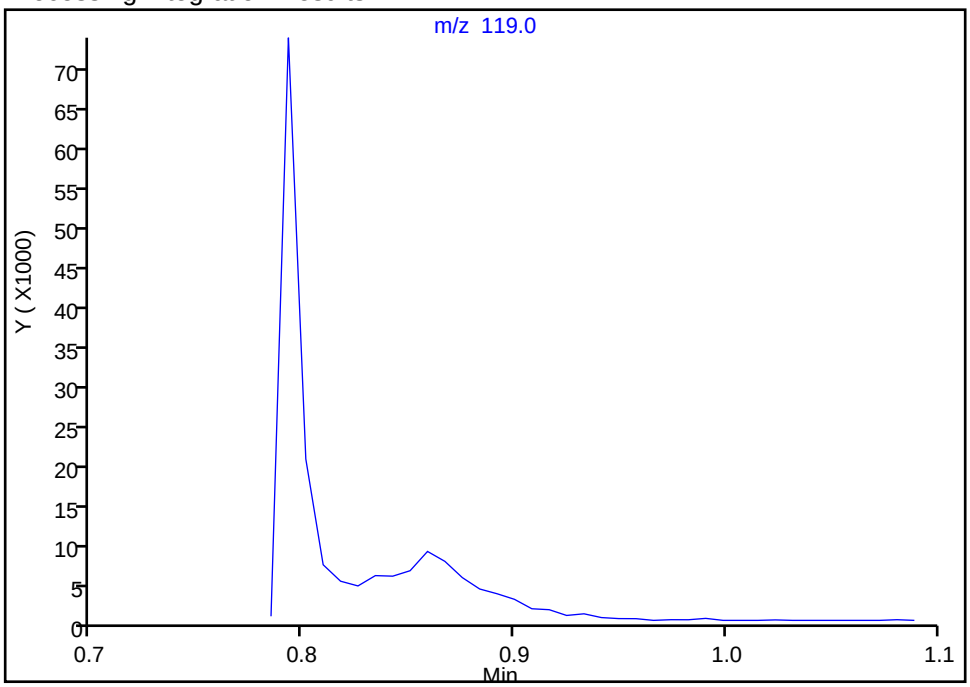

Manual Integration Results

RT: 0.79
Area: 56818
Amount: 203.2954
Amount Units: ug/l

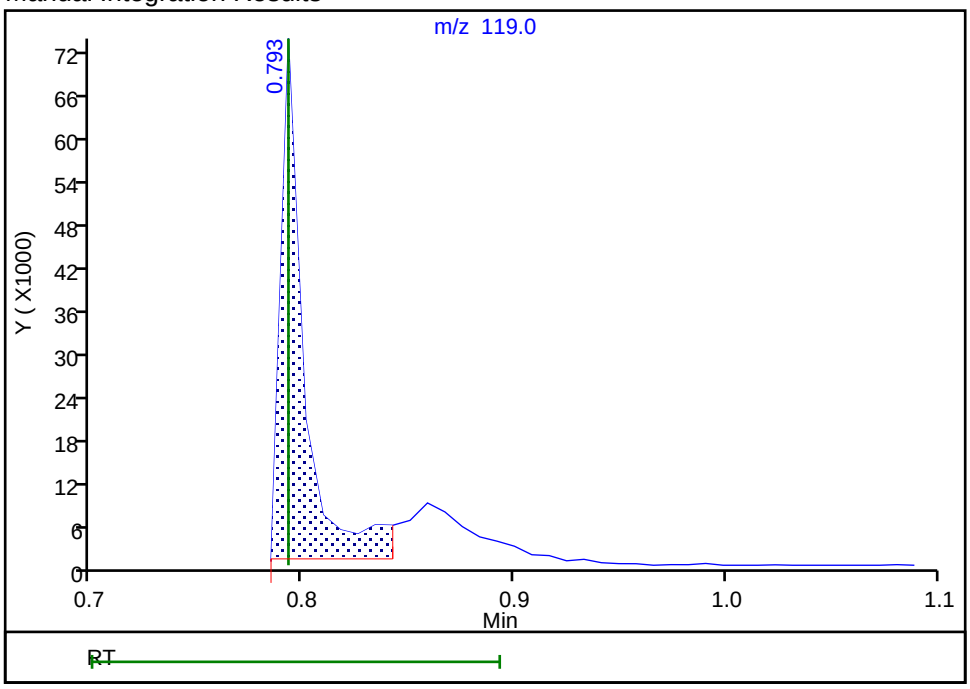

Reviewer: delpolitov, 03-Oct-2019 10:59:11
Audit Action: Manually Integrated Audit Reason: Incomplete Integration

Manual Integration/User Assign Peak Report

Eurofins TestAmerica, Edison

Data File: \\chromna\Edison\ChromData\CVOAMS5\20191003-98633.b\E04165.D
Injection Date: 03-Oct-2019 09:34:30 Instrument ID: CVOAMS5
Lims ID: STD200
Client ID:
Operator ID: ALS Bottle#: 7 Worklist Smp#: 8
Purge Vol: 5.000 mL Dil. Factor: 1.0000
Method: 8260W_5 Limit Group: VOA - 8260C Water and Solid
Column: Rtx-VMS (0.18 mm) Detector MS SCAN

8 Butadiene, CAS: 106-99-0

Signal: 1

Processing Integration Results

RT: 1.02
Area: 566514
Amount: 180.1073
Amount Units: ug/l

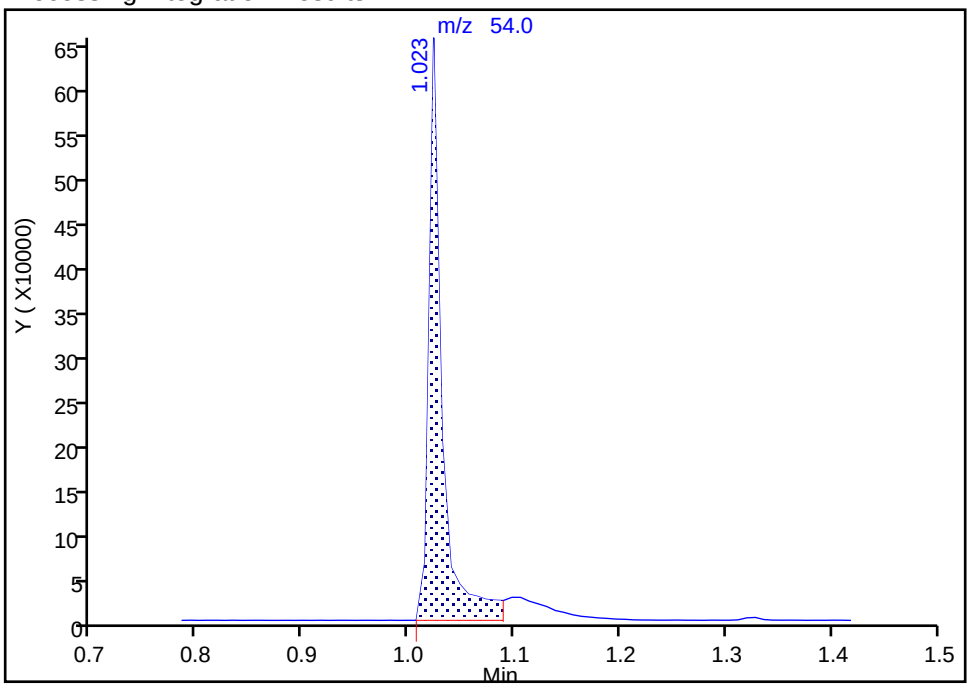

Manual Integration Results

RT: 1.02
Area: 643848
Amount: 194.7778
Amount Units: ug/l

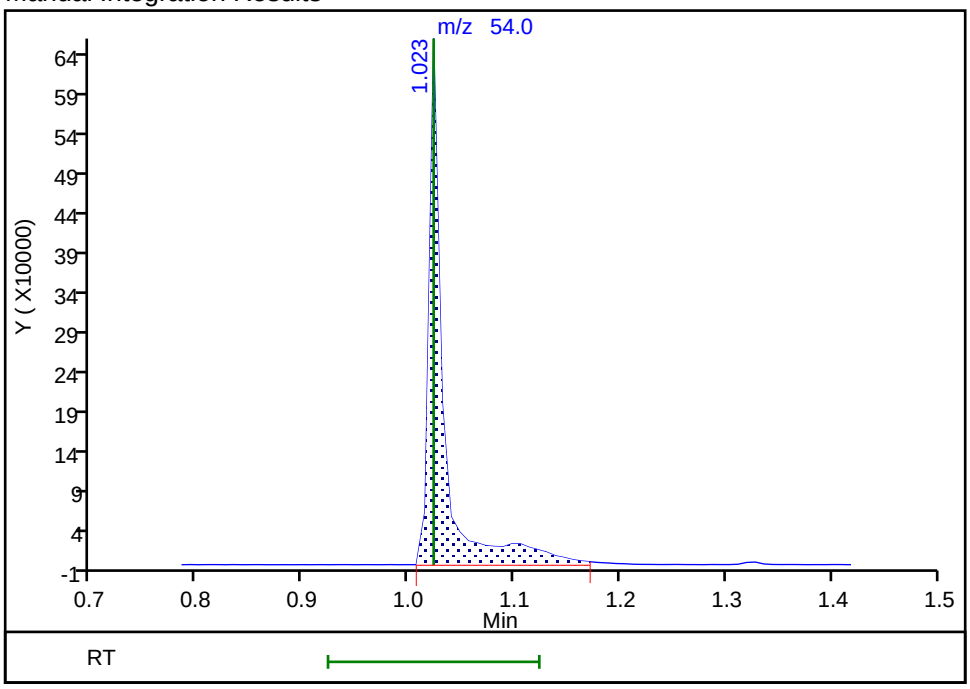

Reviewer: delpolitov, 03-Oct-2019 10:59:26
Audit Action: Manually Integrated Audit Reason: Incomplete Integration

Manual Integration/User Assign Peak Report

Eurofins TestAmerica, Edison

Data File: \\chromna\Edison\ChromData\CVOAMS5\20191003-98633.b\E04165.D
Injection Date: 03-Oct-2019 09:34:30 Instrument ID: CVOAMS5
Lims ID: STD200
Client ID:
Operator ID: ALS Bottle#: 7 Worklist Smp#: 8
Purge Vol: 5.000 mL Dil. Factor: 1.0000
Method: 8260W_5 Limit Group: VOA - 8260C Water and Solid
Column: Rtx-VMS (0.18 mm) Detector MS SCAN

16 Ethanol, CAS: 64-17-5

Signal: 1

Not Detected
Expected RT: 1.60

Processing Integration Results

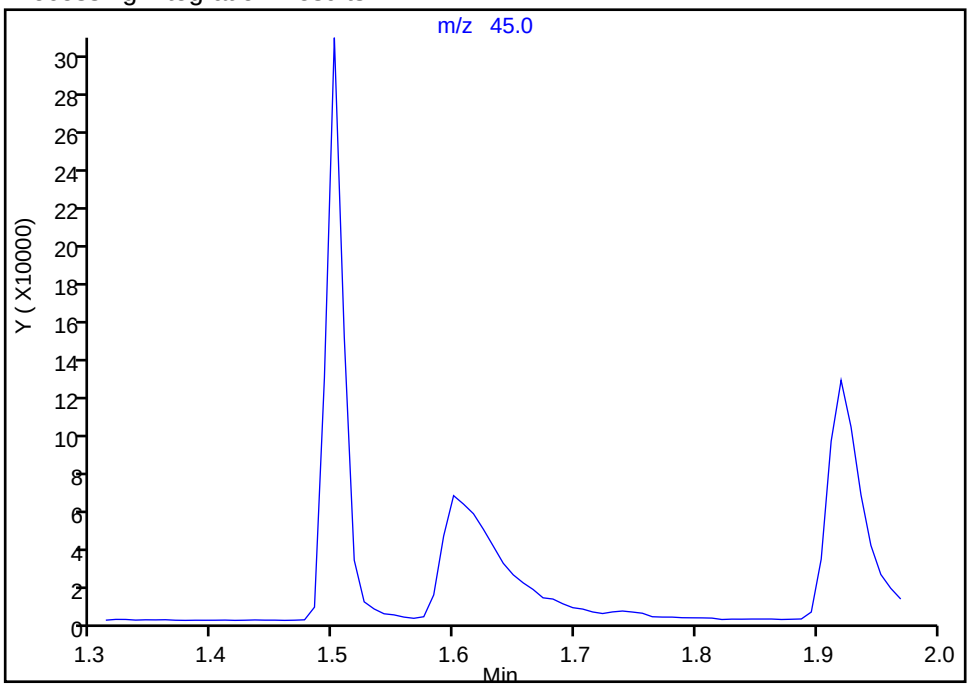

Manual Integration Results

RT: 1.60
Area: 215472
Amount: 8012.4149
Amount Units: ug/l

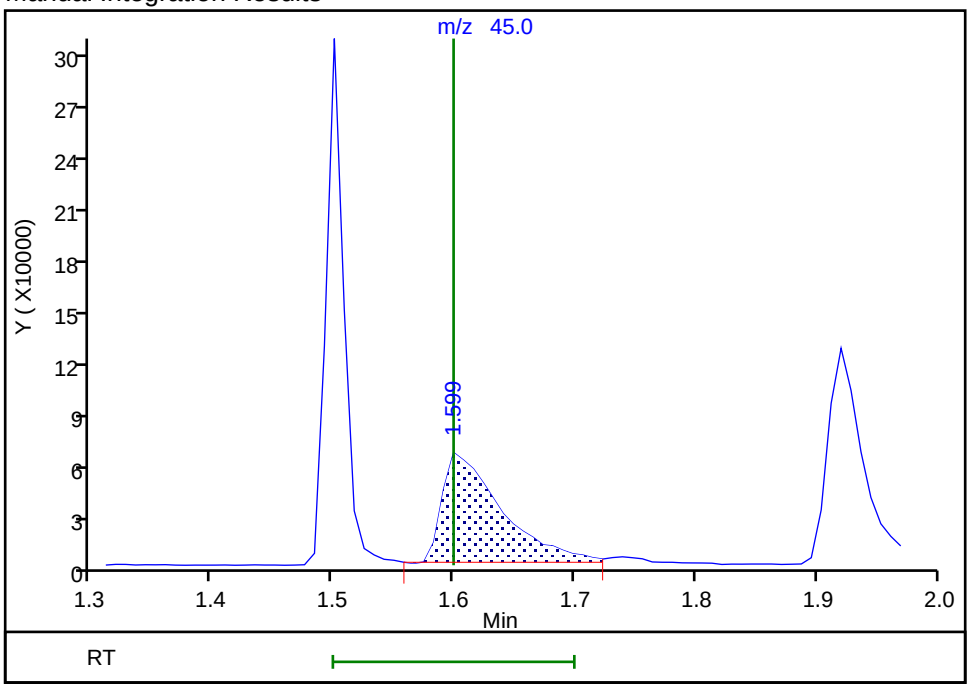

Reviewer: delpolitov, 03-Oct-2019 10:59:34
Audit Action: Assigned Compound ID Audit Reason: Incomplete Integration

Eurofins TestAmerica, Edison
Target Compound Quantitation Report

Data File: \\chromna\Edison\ChromData\CVOAMS5\20191003-98633.b\E04166.D
Lims ID: STD500
Client ID:
Sample Type: IC Calib Level: 6
Inject. Date: 03-Oct-2019 10:02:30 ALS Bottle#: 8 Worklist Smp#: 9
Purge Vol: 5.000 mL Dil. Factor: 1.0000
Sample Info: STD500
Misc. Info.: 460-0098633-009
Operator ID: Instrument ID: CVOAMS5
Sublist: chrom-8260W_5*sub65

Method: \\chromna\Edison\ChromData\CVOAMS5\20191003-98633.b\8260W_5.m
Limit Group: VOA - 8260C Water and Solid
Last Update: 03-Oct-2019 11:53:34 Calib Date: 03-Oct-2019 10:02:30
Integrator: RTE ID Type: Deconvolution ID
Quant Method: Internal Standard Quant By: Initial Calibration
Last ICal File: \\chromna\Edison\ChromData\CVOAMS5\20191003-98633.b\E04166.D

Column 1 : Rtx-VMS (0.18 mm) Det: MS SCAN
Process Host: CTX0311

First Level Reviewer: tupayachia Date: 03-Oct-2019 10:24:32

Compound	Sig	RT (min.)	Exp RT (min.)	Dlt RT (min.)	Q	Response	Cal Amt ug/l	OnCol Amt ug/l	Flags
1 Monochloropentafluoroethan	119	0.793	0.793	0.000	0	132991	500.0	499.5	M
2 Chlorotrifluoroethene	116	0.859	0.859	0.000	84	597967	500.0	474.1	
3 Dichlorodifluoromethane	85	0.867	0.867	0.000	98	2015079	500.0	562.6	
4 1,1-Difluoroethane	65	0.916	0.916	0.000	93	806710	500.0	498.9	
5 Chlorodifluoromethane	67	0.933	0.933	0.000	96	242791	500.0	507.9	
7 Vinyl chloride	62	1.015	1.015	0.000	98	1776405	500.0	524.5	
6 Chloromethane	50	1.023	1.023	0.000	96	2354624	500.0	520.3	
8 Butadiene	54	1.023	1.023	0.000	93	1607806	500.0	498.9	M
9 Bromomethane	94	1.188	1.188	0.000	99	1189513	500.0	503.0	
10 Chloroethane	64	1.254	1.254	0.000	98	834830	500.0	414.5	
11 Trichlorofluoromethane	101	1.328	1.328	0.000	97	2030187	500.0	521.3	M
12 Pentane	72	1.320	1.328	-0.008	95	254998	1000.0	888.5	
13 Dichlorofluoromethane	67	1.361	1.361	0.000	98	2026107	500.0	478.9	
14 2-Methyl-1,3-butadiene	67	1.492	1.492	0.000	95	2027651	500.0	490.0	M
15 Ethyl ether	59	1.501	1.501	0.000	94	1082309	500.0	471.1	
16 Ethanol	45	1.616	1.599	0.017	29	599164	20000	22047	a
18 1,2-Dichloro-1,1,2-trifluo	67	1.608	1.608	0.000	84	1127658	500.0	373.3	
17 1,1-Dichloroethene	96	1.608	1.608	0.000	95	1322783	500.0	494.4	M
19 Carbon disulfide	76	1.624	1.624	0.000	98	2924520	500.0	340.6	
20 1,1,2-Trichloro-1,2,2-trif	101	1.632	1.632	0.000	85	1114573	500.0	507.3	
21 1,1,1-Trifluoro-2,2-dichlo	83	1.649	1.649	0.000	92	1848055	500.0	463.7	
22 Iodomethane	142	1.690	1.698	-0.008	98	2177147	500.0	555.2	M
23 Cyclopentene	67	1.780	1.781	0.000	97	3027131	500.0	477.1	
24 Acrolein	56	1.813	1.813	0.000	94	107366	400.0	441.8	M
25 3-Chloro-1-propene	76	1.887	1.888	-0.001	93	841421	500.0	477.3	M
26 Isopropyl alcohol	45	1.937	1.912	0.025	96	663346	5000.0	4793.9	
27 Methylene Chloride	84	1.953	1.953	0.000	90	1584374	500.0	466.0	
28 Acetone	58	1.994	1.986	0.008	89	473051	2500.0	2033.8	
29 trans-1,2-Dichloroethene	96	2.044	2.044	0.000	90	1429347	500.0	466.0	
30 Methyl acetate	74	2.068	2.060	0.008	99	346667	1000.0	700.1	

Compound	Sig	RT (min.)	Exp RT (min.)	Dlt RT (min.)	Q	Response	Cal Amt ug/l	OnCol Amt ug/l	Flags
31 Hexane	86	2.093	2.093	0.000	77	175977	500.0	518.7	
32 Methyl tert-butyl ether	73	2.118	2.118	0.000	95	3625607	500.0	455.9	
* 33 TBA-d9 (IS)	65	2.159	2.143	0.016	98	203366	1000.0	1000.0	
34 2-Methyl-2-propanol	59	2.200	2.192	0.008	99	1138424	5000.0	4818.3	
35 Acetonitrile	41	2.291	2.283	0.008	99	1375872	5000.0	4911.4	
36 Isopropyl ether	45	2.365	2.365	0.000	95	3891944	500.0	436.1	
37 2-Chloro-1,3-butadiene	88	2.422	2.422	0.000	87	1272732	500.0	461.4	
38 1,1-Dichloroethane	63	2.439	2.439	0.000	100	2344546	500.0	472.1	
39 Acrylonitrile	53	2.488	2.480	0.008	94	4418006	5000.0	4996.6	
40 Tert-butyl ethyl ether	59	2.612	2.612	0.000	92	3801676	500.0	443.2	
41 Vinyl acetate	86	2.620	2.620	0.000	99	610652	1000.0	1007.3	
42 cis-1,2-Dichloroethene	96	2.817	2.809	0.008	97	1535391	500.0	464.4	
43 2,2-Dichloropropane	77	2.891	2.883	0.008	96	1695930	500.0	467.1	
44 Cyclohexane	56	2.949	2.949	0.000	87	1227966	500.0	485.1	
45 Chlorobromomethane	128	2.957	2.957	0.000	82	788004	500.0	456.6	M
46 Chloroform	83	3.015	3.015	0.000	99	2266969	500.0	460.3	
47 Carbon tetrachloride	117	3.105	3.105	0.000	97	1576007	500.0	500.6	
49 Ethyl acetate	70	3.130	3.122	0.008	99	278614	1000.0	961.1	
48 Methyl acrylate	55	3.130	3.130	0.000	96	1071847	500.0	478.5	
50 Tetrahydrofuran	42	3.138	3.138	0.000	96	855661	1000.0	915.1	
$ 51 Dibromofluoromethane (Surr	113	3.163	3.155	0.008	96	148736	50.0	47.5	
52 1,1,1-Trichloroethane	97	3.163	3.163	0.000	97	1863150	500.0	469.0	
* 53 2-Butanone-d5	46	3.229	3.229	0.000	98	212906	250.0	250.0	
55 2-Butanone (MEK)	72	3.270	3.262	0.008	98	751481	2500.0	2321.8	
54 1,1-Dichloropropene	75	3.262	3.262	0.000	99	1677103	500.0	452.0	
56 Isooctane	57	3.344	3.344	0.000	99	1667989	500.0	486.8	
57 n-Heptane	57	3.443	3.435	0.008	87	361030	500.0	513.5	
58 Benzene	78	3.459	3.459	0.000	97	5069806	500.0	403.9	
59 Propionitrile	54	3.525	3.501	0.024	95	1679490	5000.0	4861.1	
60 Methacrylonitrile	67	3.533	3.509	0.024	86	4802013	5000.0	4383.3	
62 Tert-amyl methyl ether	73	3.574	3.575	-0.001	98	3583025	500.0	456.3	
$ 61 1,2-Dichloroethane-d4 (Sur	65	3.583	3.575	0.008	88	148109	50.0	49.7	
63 1,2-Dichloroethane	62	3.640	3.632	0.008	96	1529737	500.0	460.1	
64 Isobutyl alcohol	43	3.714	3.698	0.016	96	1205667	12500	13080	
65 t-Amyl alcohol	59	3.788	3.780	0.008	96	923514	5000.0	4999.0	
* 66 Fluorobenzene	96	3.821	3.813	0.008	99	505984	50.0	50.0	
67 Isopropyl acetate	43	3.895	3.887	0.008	99	2019133	500.0	473.4	
68 Methylcyclohexane	83	3.945	3.937	0.008	93	973933	500.0	500.0	
69 Trichloroethene	95	3.969	3.970	-0.001	95	1299654	500.0	458.7	
70 2-ethoxy-2-methyl butane	59	4.216	4.217	0.000	98	3004227	500.0	471.9	
72 n-Butanol	56	4.365	4.348	0.017	84	845432	12500	13956	
71 Dibromomethane	93	4.356	4.356	0.000	93	823777	500.0	504.2	
73 1,2-Dichloropropane	63	4.455	4.447	0.008	93	1393442	500.0	463.2	
75 Ethyl acrylate	55	4.529	4.521	0.008	98	1519386	500.0	487.7	
74 Dichlorobromomethane	83	4.529	4.529	0.000	99	1763823	500.0	486.3	
* 76 1,4-Dioxane-d8	96	4.727	4.719	0.008	33	27341	1000.0	1000.0	
77 Methyl methacrylate	100	4.727	4.727	0.000	84	768601	1000.0	975.0	
78 1,4-Dioxane	88	4.751	4.743	0.008	90	317234	10000	8649.2	
79 n-Propyl acetate	43	4.891	4.883	0.008	97	1526006	500.0	483.2	
80 2-Chloroethyl vinyl ether	63	5.163	5.155	0.008	95	869534	501.2	495.3	
81 cis-1,3-Dichloropropene	75	5.196	5.196	0.000	89	2221288	500.0	477.1	
$ 82 Toluene-d8 (Surr)	98	5.393	5.385	0.008	99	534052	50.0	46.7	

Compound	Sig	RT (min.)	Exp RT (min.)	Dlt RT (min.)	Q	Response	Cal Amt ug/l	OnCol Amt ug/l	Flags
83 Toluene	91	5.451	5.443	0.008	95	4912846	500.0	404.3	
84 Epichlorohydrin	57	5.492	5.484	0.008	99	2258709	10000	10461	
85 2-Nitropropane	41	5.731	5.723	0.008	96	494738	1000.0	987.1	
86 Tetrachloroethene	166	5.879	5.879	0.000	97	1060529	500.0	437.9	
87 4-Methyl-2-pentanone (MIBK	43	5.945	5.928	0.017	92	4714262	2500.0	2301.0	
88 trans-1,3-Dichloropropene	75	5.969	5.961	0.008	98	1961027	500.0	477.9	
89 1,1,2-Trichloroethane	83	6.142	6.142	0.000	97	1008820	500.0	449.9	
90 Ethyl methacrylate	69	6.216	6.208	0.008	87	1679017	500.0	478.4	
91 Chlorodibromomethane	129	6.348	6.340	0.008	98	1459958	500.0	466.1	
92 1,3-Dichloropropane	76	6.471	6.463	0.008	90	2046492	500.0	443.2	
93 Ethylene Dibromide	107	6.603	6.595	0.008	100	1263053	500.0	475.8	
94 n-Butyl acetate	43	6.940	6.932	0.008	98	1690311	500.0	495.3	
95 2-Hexanone	43	7.014	7.006	0.008	93	3427221	2500.0	2419.4	
* 96 Chlorobenzene-d5	117	7.303	7.294	0.009	82	400420	50.0	50.0	
97 Chlorobenzene	112	7.319	7.311	0.008	96	3394506	500.0	450.4	
98 Ethylbenzene	106	7.401	7.393	0.008	97	1537248	500.0	463.4	
99 1,1,1,2-Tetrachloroethane	131	7.434	7.426	0.008	95	1360112	500.0	471.8	
100 m-Xylene & p-Xylene	106	7.615	7.607	0.008	95	1877543	500.0	439.2	
101 o-Xylene	106	8.208	8.208	0.000	96	1941892	500.0	467.9	
102 Bromoform	173	8.282	8.274	0.008	99	1093848	500.0	446.2	
103 Styrene	104	8.298	8.290	0.008	96	3489308	500.0	520.9	
104 n-Butyl acrylate	73	8.619	8.611	0.008	97	1031050	500.0	546.9	
105 Isopropylbenzene	105	8.702	8.693	0.009	95	3614610	500.0	467.2	
106 Amyl acetate (mixed isomer	43	9.039	9.031	0.008	91	2045681	500.0	478.8	
$ 107 4-Bromofluorobenzene	174	9.080	9.080	0.000	0	170331	50.0	51.1	
108 Bromobenzene	156	9.195	9.195	0.000	92	1536204	500.0	449.6	
109 N-Propylbenzene	91	9.335	9.327	0.008	99	3973023	500.0	443.8	
110 1,1,2,2-Tetrachloroethane	83	9.492	9.484	0.008	98	1565227	500.0	463.4	
111 2-Chlorotoluene	91	9.516	9.516	0.000	97	3212721	500.0	430.3	
112 4-Ethyltoluene	105	9.533	9.525	0.008	99	3493300	500.0	428.0	
113 1,2,3-Trichloropropane	110	9.640	9.632	0.008	96	467419	500.0	443.5	
114 1,3,5-Trimethylbenzene	105	9.689	9.681	0.008	95	2976503	500.0	419.5	
115 trans-1,4-Dichloro-2-buten	53	9.755	9.755	0.000	92	401603	500.0	448.7	
116 4-Chlorotoluene	91	9.796	9.780	0.016	96	3166798	500.0	449.6	
117 tert-Butylbenzene	119	10.158	10.150	0.008	96	2387391	500.0	427.0	
118 Butyl Methacrylate	87	10.290	10.274	0.016	73	1847565	500.0	477.8	
119 1,2,4-Trimethylbenzene	105	10.290	10.282	0.008	94	3180745	500.0	422.2	
120 sec-Butylbenzene	105	10.455	10.446	0.008	99	3172130	500.0	434.5	
121 1,3-Dichlorobenzene	146	10.726	10.718	0.008	99	2170929	500.0	457.5	
122 4-Isopropyltoluene	119	10.734	10.726	0.008	98	2892701	500.0	421.9	
* 123 1,4-Dichlorobenzene-d4	152	10.858	10.850	0.008	93	189919	50.0	50.0	
124 1,4-Dichlorobenzene	146	10.882	10.874	0.008	96	2265745	500.0	470.2	
125 1,2,3-Trimethylbenzene	105	10.981	10.973	0.008	97	3386809	500.0	420.7	
126 2,3-Dihydroindene	117	11.154	11.146	0.008	95	3743382	500.0	447.5	
128 Benzyl chloride	126	11.302	11.302	0.000	99	603289	500.0	441.5	
127 p-Diethylbenzene	119	11.310	11.302	0.008	95	1505978	500.0	481.0	
129 n-Butylbenzene	92	11.376	11.368	0.008	98	1293883	500.0	460.5	
130 1,2-Dichlorobenzene	146	11.475	11.467	0.008	98	2289558	500.0	424.8	
131 1,2,4,5-Tetramethylbenzene	119	12.158	12.150	0.008	99	2422473	500.0	476.8	
132 1,2-Dibromo-3-Chloropropan	157	12.273	12.273	0.000	89	382448	500.0	479.3	
133 1,3,5-Trichlorobenzene	180	12.306	12.298	0.008	96	1190364	500.0	446.3	
134 1,2,4-Trichlorobenzene	180	12.775	12.775	0.000	94	1095771	500.0	534.1	

Compound	Sig	RT (min.)	Exp RT (min.)	Dlt RT (min.)	Q	Response	Cal Amt ug/l	OnCol Amt ug/l	Flags
135 Hexachlorobutadiene	225	12.784	12.775	0.009	90	559401	500.0	458.8	
136 Naphthalene	128	12.981	12.981	0.000	99	2563532	500.0	574.3	
137 1,2,3-Trichlorobenzene	180	13.096	13.096	0.000	96	1023991	500.0	501.8	
S 138 1,2-Dichloroethene, Total	100				0		1000.0	930.4	
S 139 1,3-Dichloropropene, Total	100				0		1000.0	955.1	
S 140 Xylenes, Total	100				0		1000.0	907.1	
S 141 Total BTEX	1				0		2500.0	2178.6	

QC Flag Legend

Review Flags

M - Manually Integrated

a - User Assigned ID

Reagents:

8FreonHi_00009	Amount Added:	50.00	Units: uL	
MIX I Hi_00117	Amount Added:	50.00	Units: uL	
Ethanol mix_00032	Amount Added:	50.00	Units: uL	
GAS Hi_00326	Amount Added:	50.00	Units: uL	
ACROLEIN W_00095	Amount Added:	40.00	Units: uL	
8260SURR250_00201	Amount Added:	1.00	Units: uL	
MIX 2 Hi_00087	Amount Added:	50.00	Units: uL	
8260ISNEW_00135	Amount Added:	1.00	Units: uL	Run Reagent

Report Date: 03-Oct-2019 11:53:37 Chrom Revision: 2.3 17-Sep-2019 16:19:08

Eurofins TestAmerica, Edison

Data File: \\chromna\Edison\ChromData\CVOAMS5\20191003-98633.b\E04166.D

Injection Date: 03-Oct-2019 10:02:30 Instrument ID: CVOAMS5 Operator ID:

Lims ID: STD500 Worklist Smp#: 9

Client ID:

Purge Vol: 5.000 mL Dil. Factor: 1.0000 ALS Bottle#: 8

Method: 8260W_5 Limit Group: VOA - 8260C Water and Solid

Column: Rtx-VMS (0.18 mm)

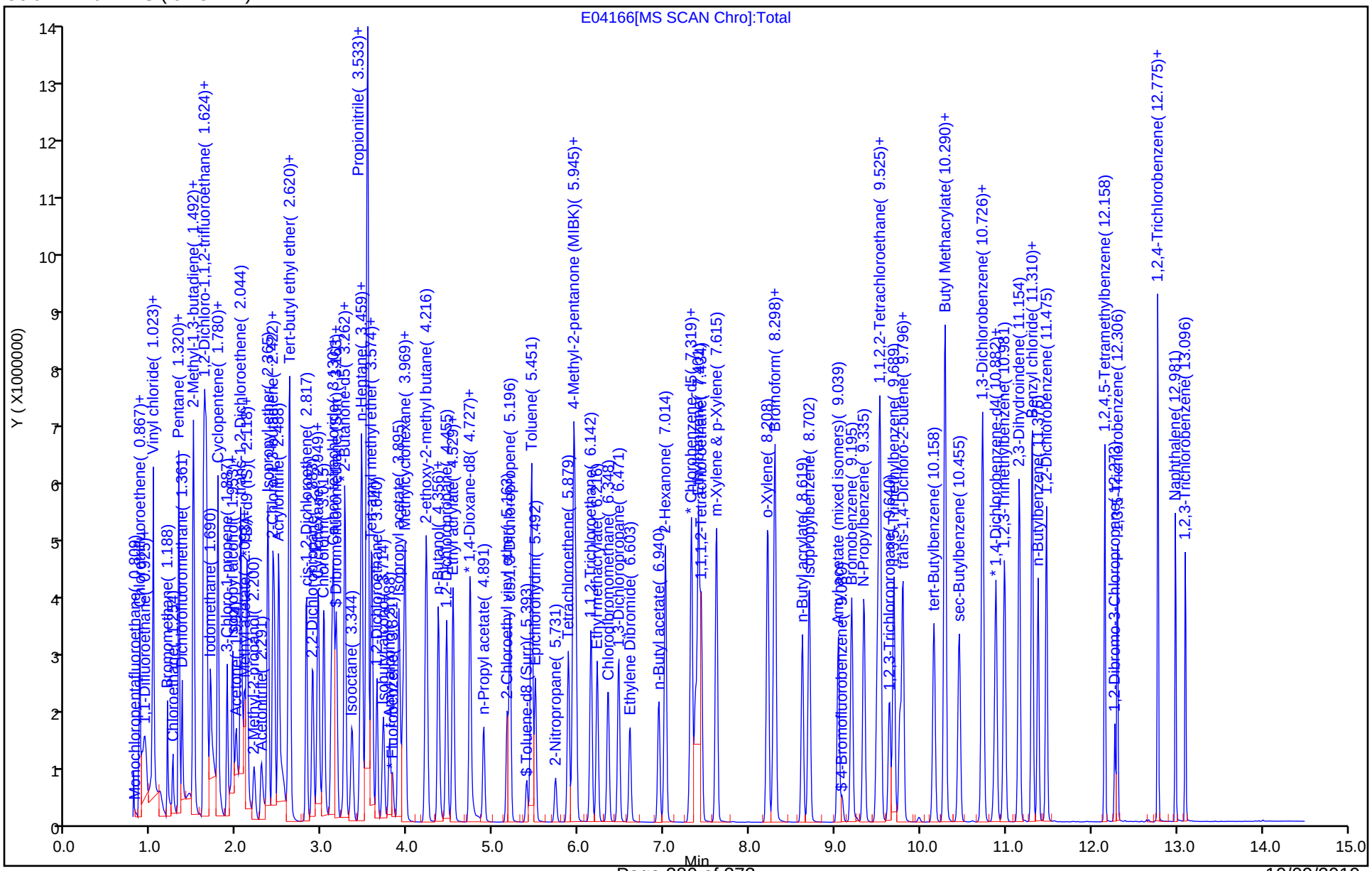

Manual Integration/User Assign Peak Report

Eurofins TestAmerica, Edison

Data File: \\chromna\Edison\ChromData\CVOAMS5\20191003-98633.b\E04166.D
Injection Date: 03-Oct-2019 10:02:30 Instrument ID: CVOAMS5
Lims ID: STD500
Client ID:
Operator ID: ALS Bottle#: 8 Worklist Smp#: 9
Purge Vol: 5.000 mL Dil. Factor: 1.0000
Method: 8260W_5 Limit Group: VOA - 8260C Water and Solid
Column: Rtx-VMS (0.18 mm) Detector MS SCAN

1 Monochloropentafluoroethane, CAS: 76-15-3

Signal: 1

Not Detected
Expected RT: 0.79

Processing Integration Results

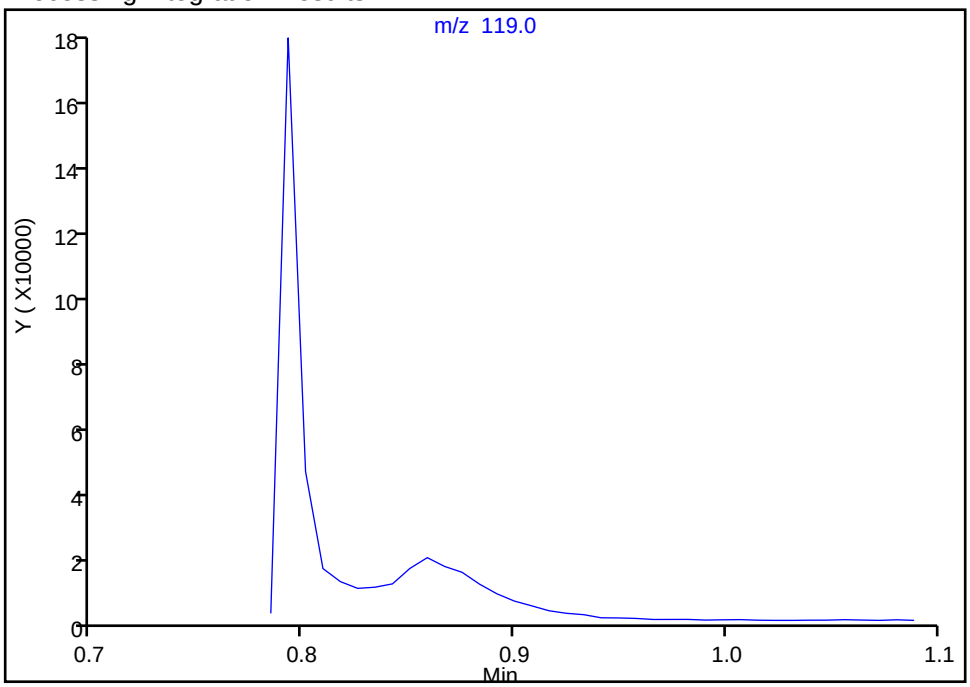

Manual Integration Results

RT: 0.79
Area: 132991
Amount: 499.5212
Amount Units: ug/l

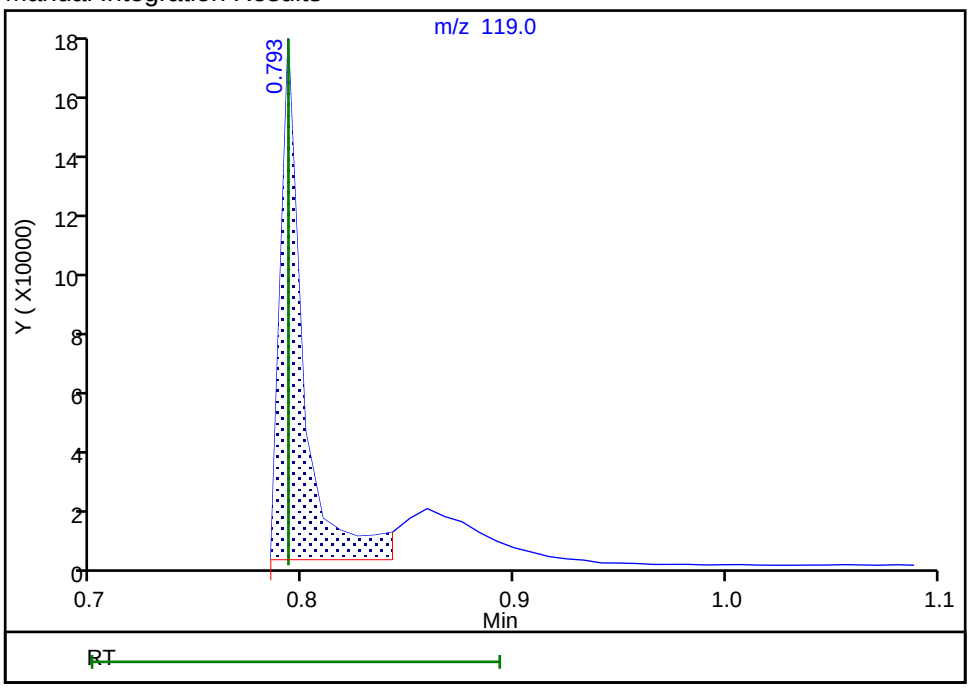

Reviewer: delpolitov, 03-Oct-2019 11:01:19
Audit Action: Manually Integrated Audit Reason: Incomplete Integration

Manual Integration/User Assign Peak Report

Eurofins TestAmerica, Edison

Data File: \\chromna\Edison\ChromData\CVOAMS5\20191003-98633.b\E04166.D
Injection Date: 03-Oct-2019 10:02:30 Instrument ID: CVOAMS5
Lims ID: STD500
Client ID:
Operator ID: ALS Bottle#: 8 Worklist Smp#: 9
Purge Vol: 5.000 mL Dil. Factor: 1.0000
Method: 8260W_5 Limit Group: VOA - 8260C Water and Solid
Column: Rtx-VMS (0.18 mm) Detector MS SCAN

8 Butadiene, CAS: 106-99-0

Signal: 1

Processing Integration Results

RT: 1.02
Area: 1249876
Amount: 387.6631
Amount Units: ug/l

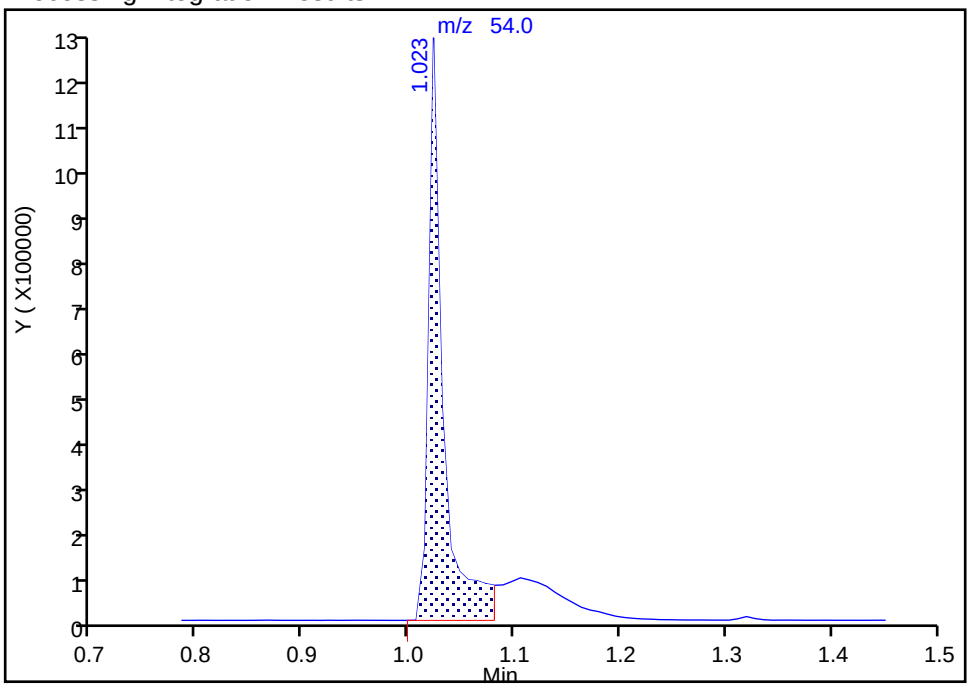

Manual Integration Results

RT: 1.02
Area: 1607806
Amount: 498.8673
Amount Units: ug/l

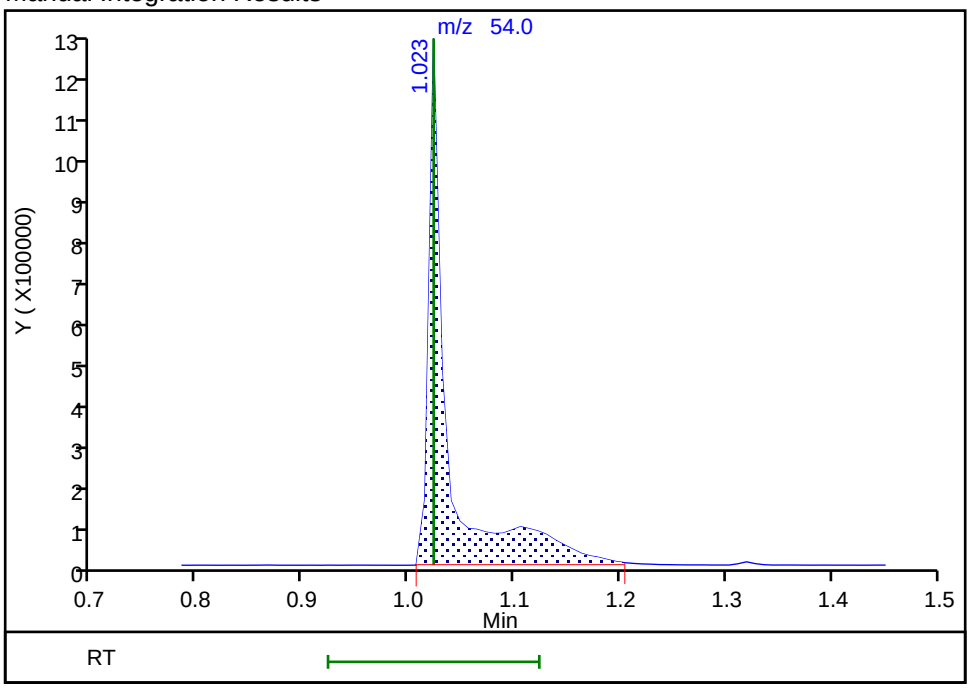

Reviewer: delpolitov, 03-Oct-2019 11:01:32
Audit Action: Manually Integrated Audit Reason: Incomplete Integration

Manual Integration/User Assign Peak Report

Eurofins TestAmerica, Edison

Data File: \\chromna\Edison\ChromData\CVOAMS5\20191003-98633.b\E04166.D
Injection Date: 03-Oct-2019 10:02:30 Instrument ID: CVOAMS5
Lims ID: STD500
Client ID:
Operator ID: ALS Bottle#: 8 Worklist Smp#: 9
Purge Vol: 5.000 mL Dil. Factor: 1.0000
Method: 8260W_5 Limit Group: VOA - 8260C Water and Solid
Column: Rtx-VMS (0.18 mm) Detector MS SCAN

11 Trichlorofluoromethane, CAS: 75-69-4

Signal: 1

Processing Integration Results

RT: 1.33
Area: 1360337
Amount: 370.5332
Amount Units: ug/l

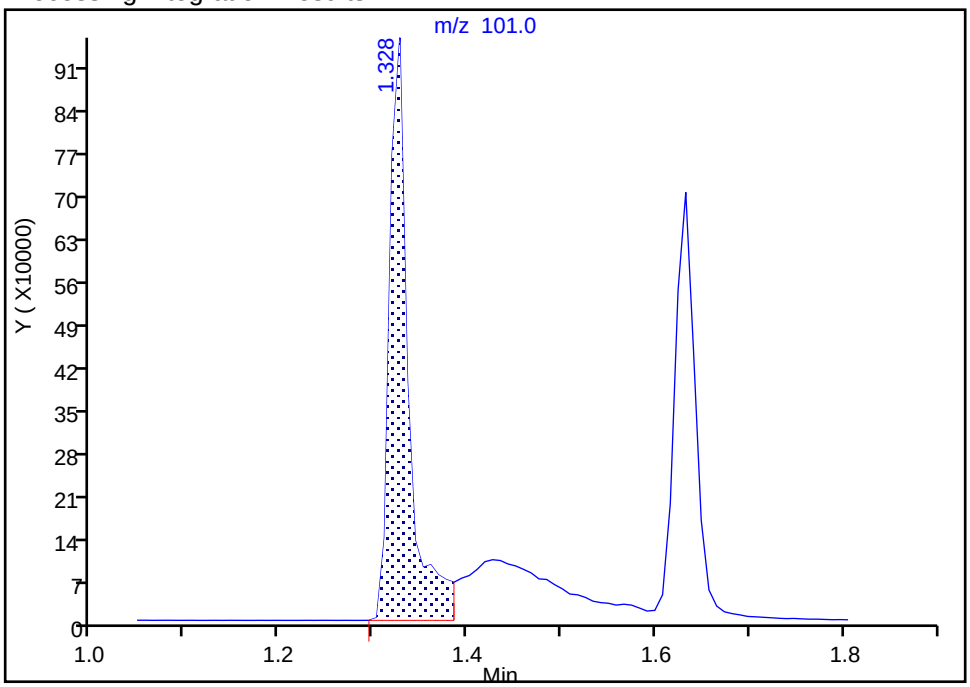

Manual Integration Results

RT: 1.33
Area: 2030187
Amount: 521.2853
Amount Units: ug/l

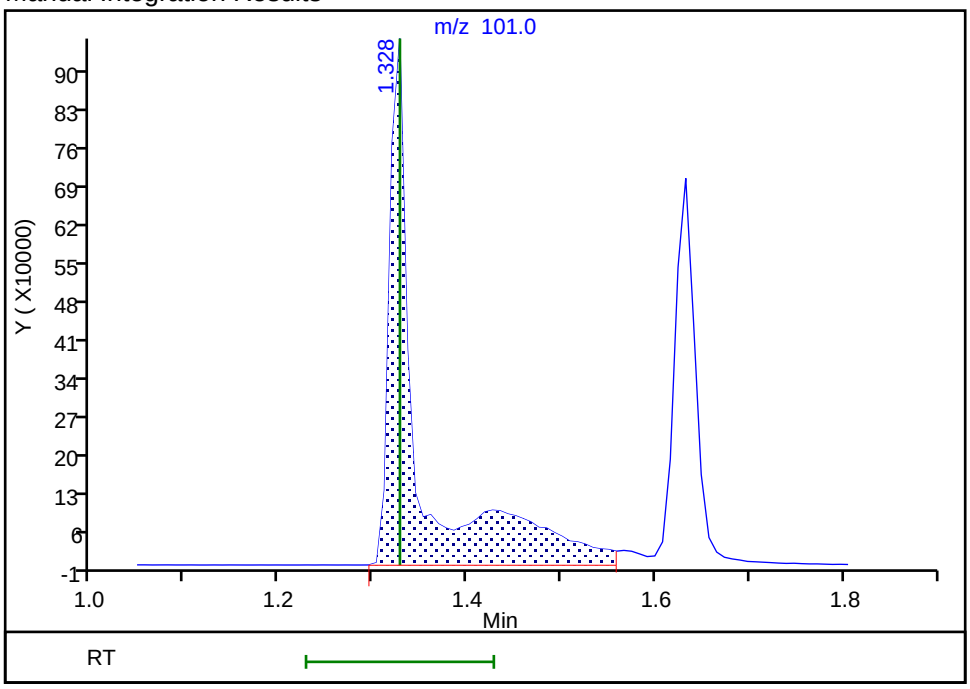

Reviewer: delpolitov, 03-Oct-2019 11:03:42
Audit Action: Manually Integrated Audit Reason: Incomplete Integration

Manual Integration/User Assign Peak Report

Eurofins TestAmerica, Edison

Data File: \\chromna\Edison\ChromData\CVOAMS5\20191003-98633.b\E04166.D
Injection Date: 03-Oct-2019 10:02:30 Instrument ID: CVOAMS5
Lims ID: STD500
Client ID:
Operator ID: ALS Bottle#: 8 Worklist Smp#: 9
Purge Vol: 5.000 mL Dil. Factor: 1.0000
Method: 8260W_5 Limit Group: VOA - 8260C Water and Solid
Column: Rtx-VMS (0.18 mm) Detector MS SCAN

14 2-Methyl-1,3-butadiene, CAS: 78-79-5

Signal: 1

Processing Integration Results

RT: 1.49
Area: 2571470
Amount: 595.3632
Amount Units: ug/l

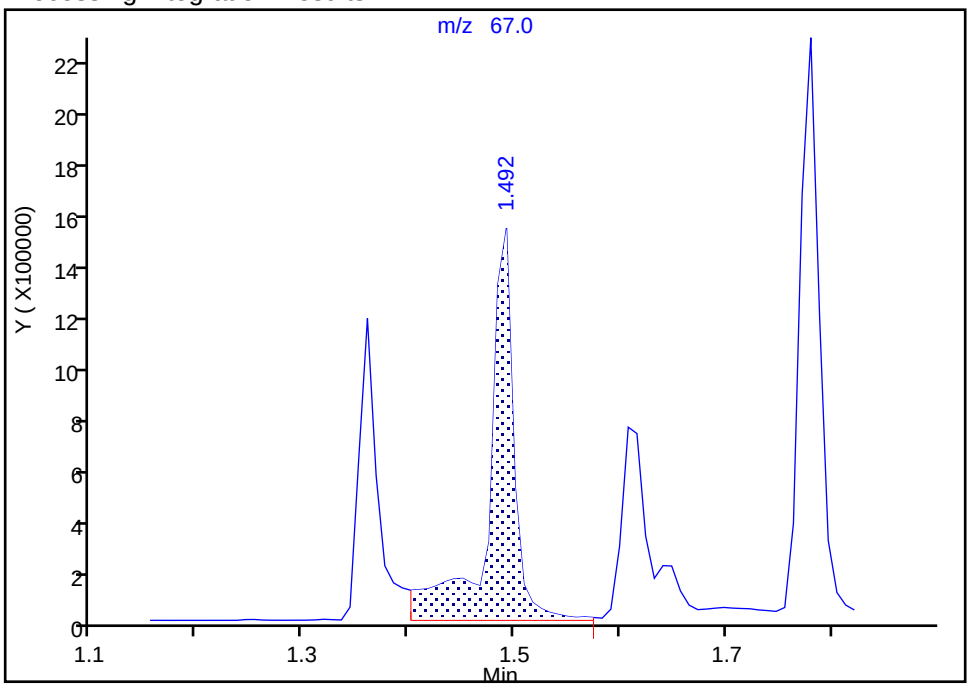

Manual Integration Results

RT: 1.49
Area: 2027651
Amount: 490.0206
Amount Units: ug/l

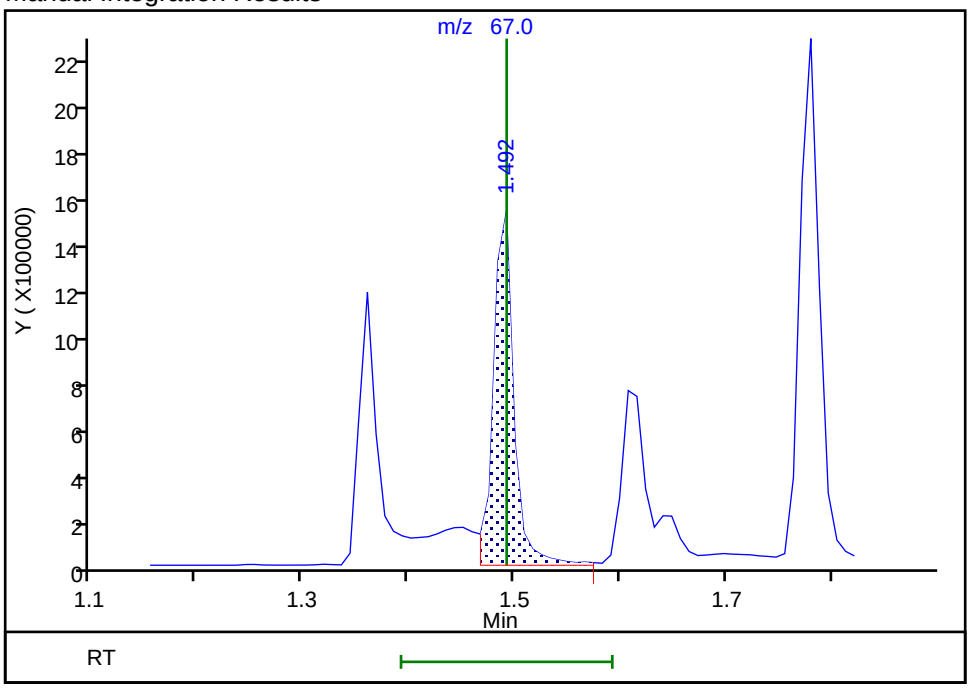

Reviewer: delpolitov, 03-Oct-2019 11:04:32
Audit Action: Split an Integrated Peak Audit Reason: Shouldering

Eurofins TestAmerica, Edison

Data File: \\chromna\Edison\ChromData\CVOAMS5\20191003-98633.b\E04166.D
Injection Date: 03-Oct-2019 10:02:30 Instrument ID: CVOAMS5
Lims ID: STD500
Client ID:
Operator ID: ALS Bottle#: 8 Worklist Smp#: 9
Purge Vol: 5.000 mL Dil. Factor: 1.0000
Method: 8260W_5 Limit Group: VOA - 8260C Water and Solid
Column: Rtx-VMS (0.18 mm) Detector MS SCAN

17 1,1-Dichloroethene, CAS: 75-35-4

Signal: 1

Processing Integration Results

RT: 1.61
Area: 923987
Amount: 363.4005
Amount Units: ug/l

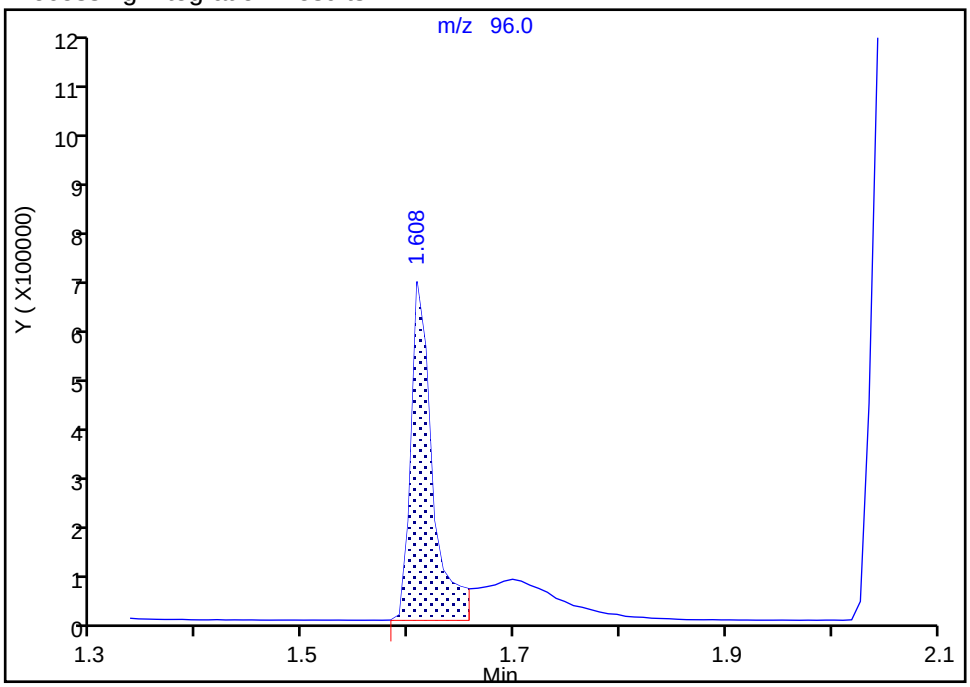

Manual Integration Results

RT: 1.61
Area: 1322783
Amount: 494.3975
Amount Units: ug/l

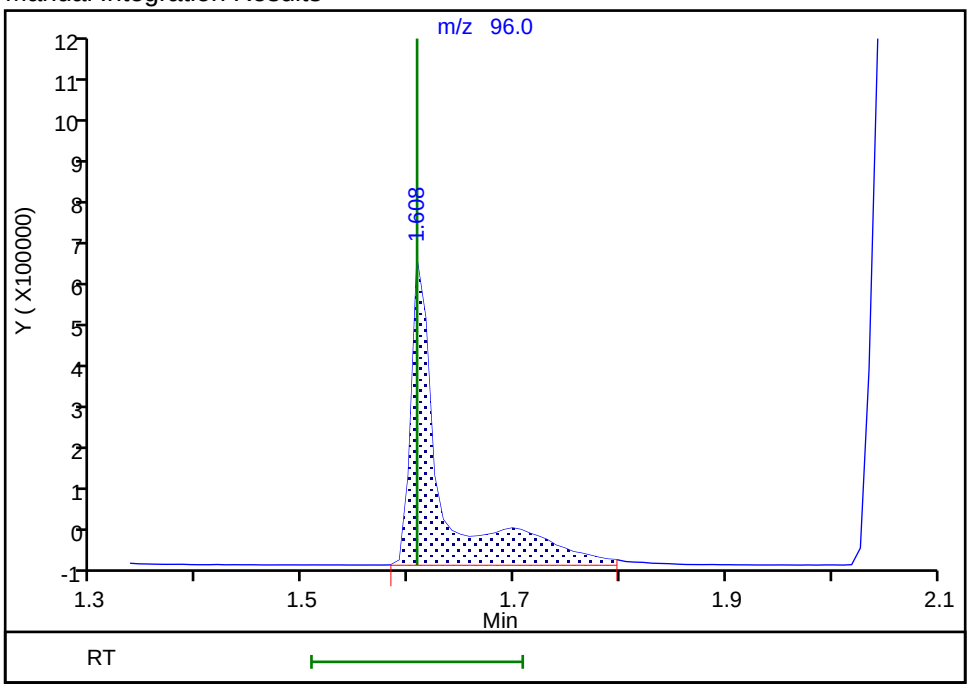

Reviewer: delpolitov, 03-Oct-2019 11:04:57
Audit Action: Manually Integrated Audit Reason: Incomplete Integration

Manual Integration/User Assign Peak Report

Eurofins TestAmerica, Edison

Data File: \\chromna\Edison\ChromData\CVOAMS5\20191003-98633.b\E04166.D
Injection Date: 03-Oct-2019 10:02:30 Instrument ID: CVOAMS5
Lims ID: STD500
Client ID:
Operator ID: ALS Bottle#: 8 Worklist Smp#: 9
Purge Vol: 5.000 mL Dil. Factor: 1.0000
Method: 8260W_5 Limit Group: VOA - 8260C Water and Solid
Column: Rtx-VMS (0.18 mm) Detector MS SCAN

16 Ethanol, CAS: 64-17-5

Signal: 1

Processing Integration Results

RT: 1.50
Area: 749511
Amount: 25190
Amount Units: ug/l

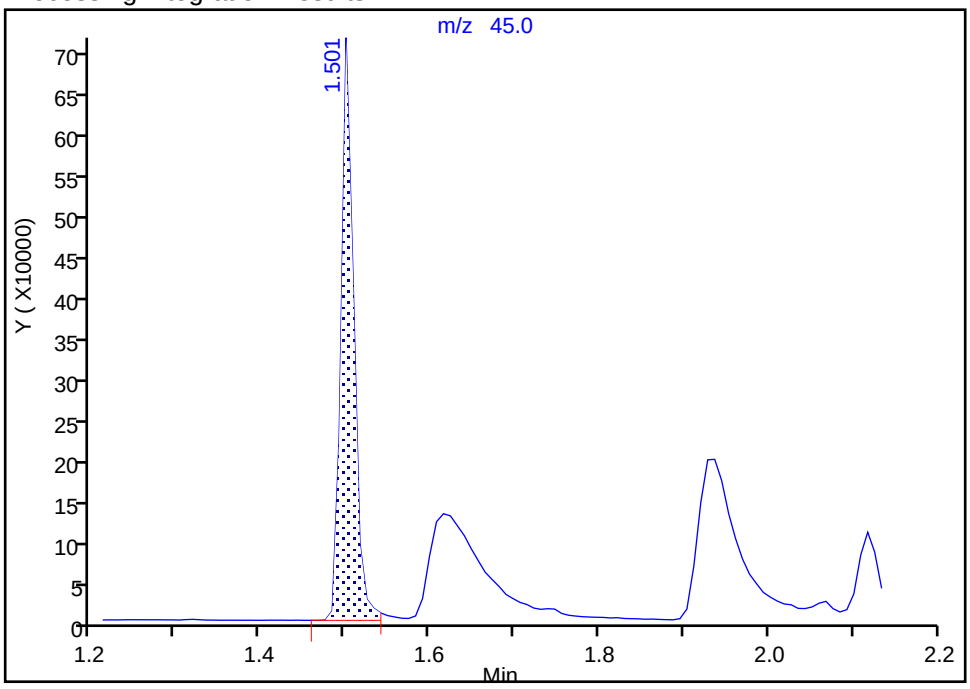

Manual Integration Results

RT: 1.62
Area: 599164
Amount: 22047
Amount Units: ug/l

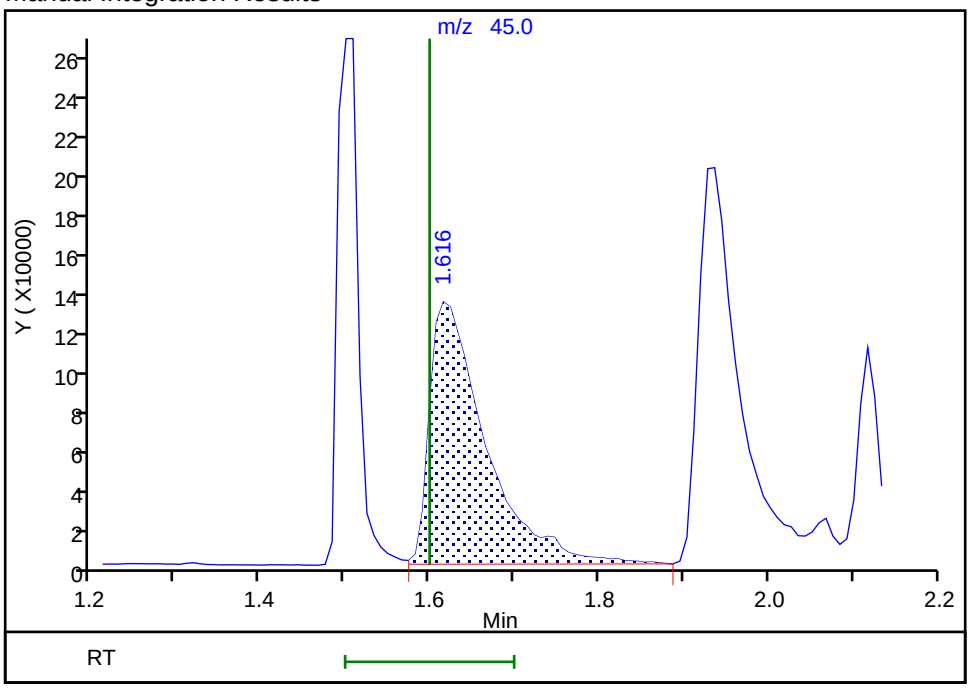

Reviewer: delpolitov, 03-Oct-2019 11:04:39
Audit Action: Assigned Compound ID Audit Reason: Shouldering

Manual Integration/User Assign Peak Report

Eurofins TestAmerica, Edison

Data File: \\chromna\Edison\ChromData\CVOAMS5\20191003-98633.b\E04166.D
Injection Date: 03-Oct-2019 10:02:30 Instrument ID: CVOAMS5
Lims ID: STD500
Client ID:
Operator ID: ALS Bottle#: 8 Worklist Smp#: 9
Purge Vol: 5.000 mL Dil. Factor: 1.0000
Method: 8260W_5 Limit Group: VOA - 8260C Water and Solid
Column: Rtx-VMS (0.18 mm) Detector MS SCAN

22 Iodomethane, CAS: 74-88-4

Signal: 1

Processing Integration Results

RT: 1.69
Area: 2206570
Amount: 561.3048
Amount Units: ug/l

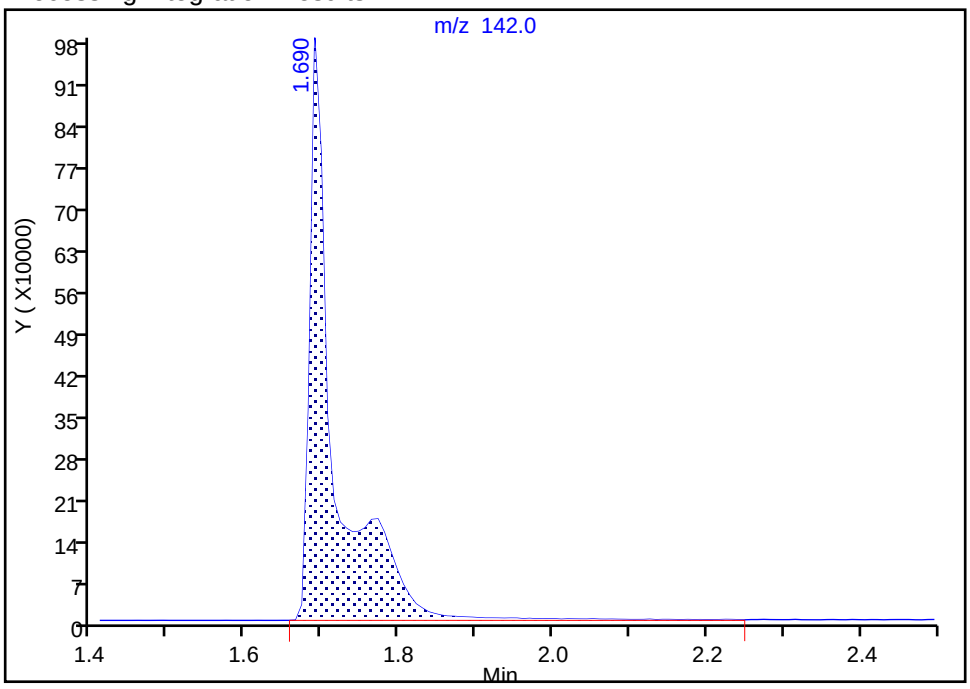

Manual Integration Results

RT: 1.69
Area: 2177147
Amount: 555.2054
Amount Units: ug/l

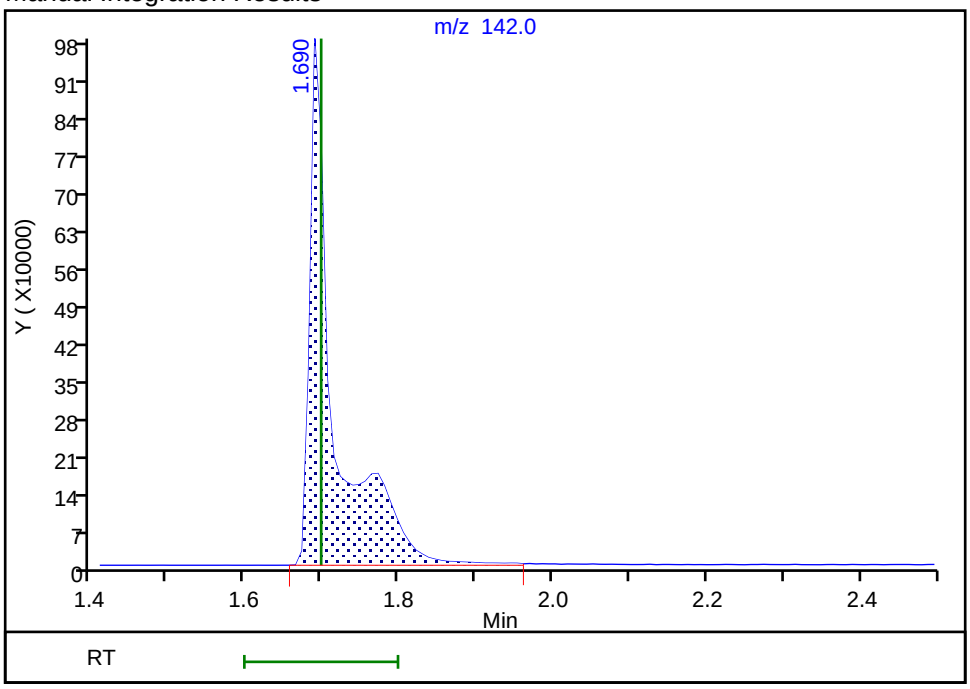

Reviewer: delpolitov, 03-Oct-2019 11:05:21
Audit Action: Split an Integrated Peak Audit Reason: Peak Tail

Manual Integration/User Assign Peak Report

Eurofins TestAmerica, Edison

Data File: \\chromna\Edison\ChromData\CVOAMS5\20191003-98633.b\E04166.D
Injection Date: 03-Oct-2019 10:02:30 Instrument ID: CVOAMS5
Lims ID: STD500
Client ID:
Operator ID: ALS Bottle#: 8 Worklist Smp#: 9
Purge Vol: 5.000 mL Dil. Factor: 1.0000
Method: 8260W_5 Limit Group: VOA - 8260C Water and Solid
Column: Rtx-VMS (0.18 mm) Detector MS SCAN

24 Acrolein, CAS: 107-02-8

Signal: 1

Processing Integration Results

RT: 1.81
Area: 81763
Amount: 378.3829
Amount Units: ug/l

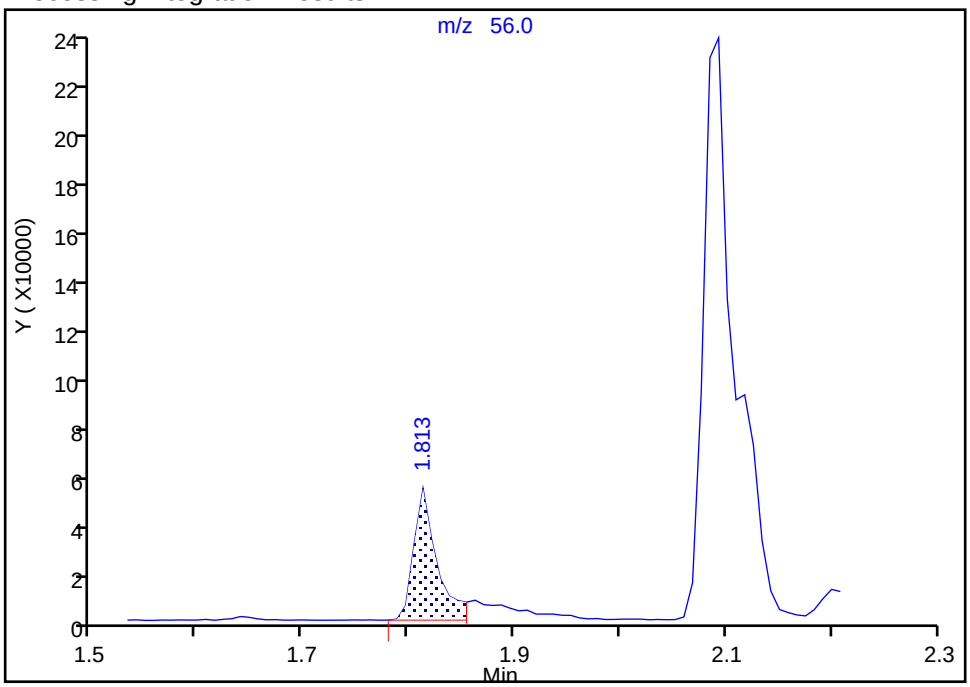

Manual Integration Results

RT: 1.81
Area: 107366
Amount: 441.7703
Amount Units: ug/l

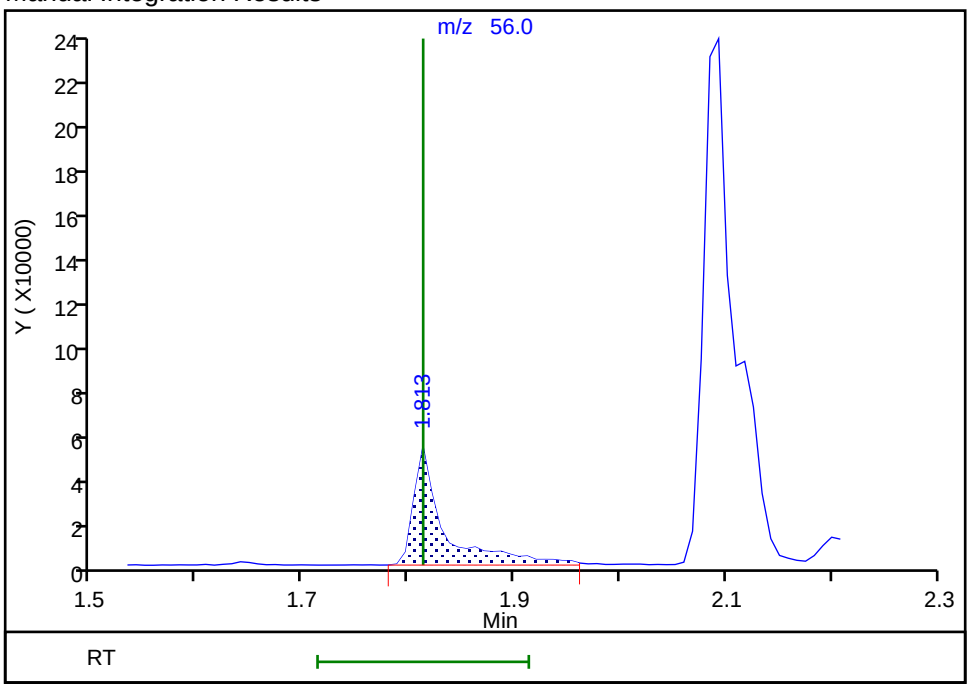

Reviewer: delpolitov, 03-Oct-2019 11:05:46
Audit Action: Manually Integrated Audit Reason: Incomplete Integration

Manual Integration/User Assign Peak Report

Eurofins TestAmerica, Edison

Data File: \\chromna\Edison\ChromData\CVOAMS5\20191003-98633.b\E04166.D
Injection Date: 03-Oct-2019 10:02:30 Instrument ID: CVOAMS5
Lims ID: STD500
Client ID:
Operator ID: ALS Bottle#: 8 Worklist Smp#: 9
Purge Vol: 5.000 mL Dil. Factor: 1.0000
Method: 8260W_5 Limit Group: VOA - 8260C Water and Solid
Column: Rtx-VMS (0.18 mm) Detector MS SCAN

25 3-Chloro-1-propene, CAS: 107-05-1

Signal: 1

Processing Integration Results

RT: 1.89
Area: 621149
Amount: 367.7029
Amount Units: ug/l

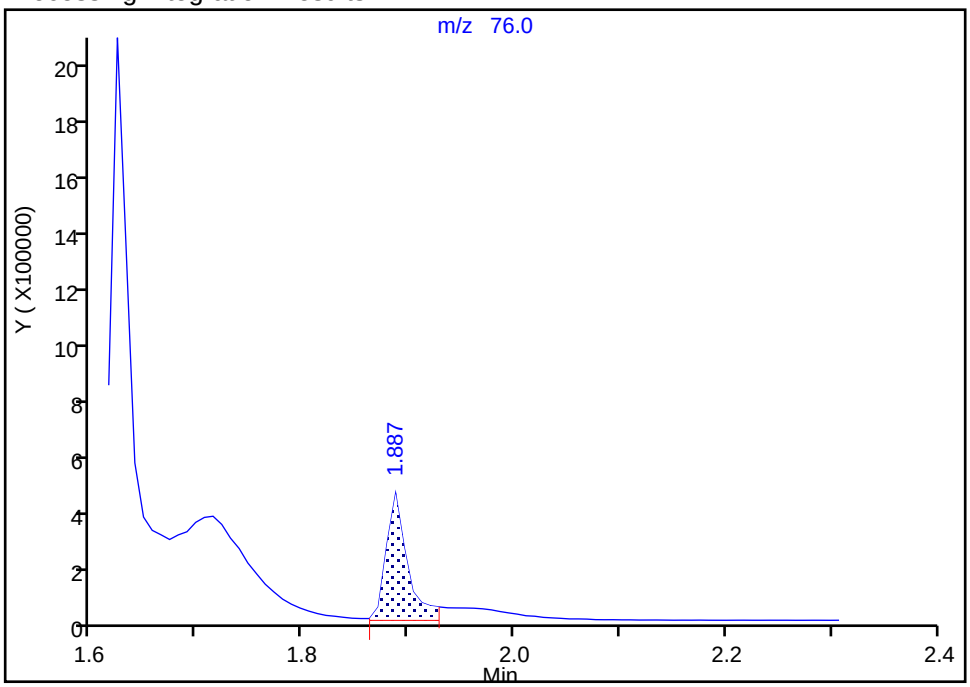

Manual Integration Results

RT: 1.89
Area: 841421
Amount: 477.3499
Amount Units: ug/l

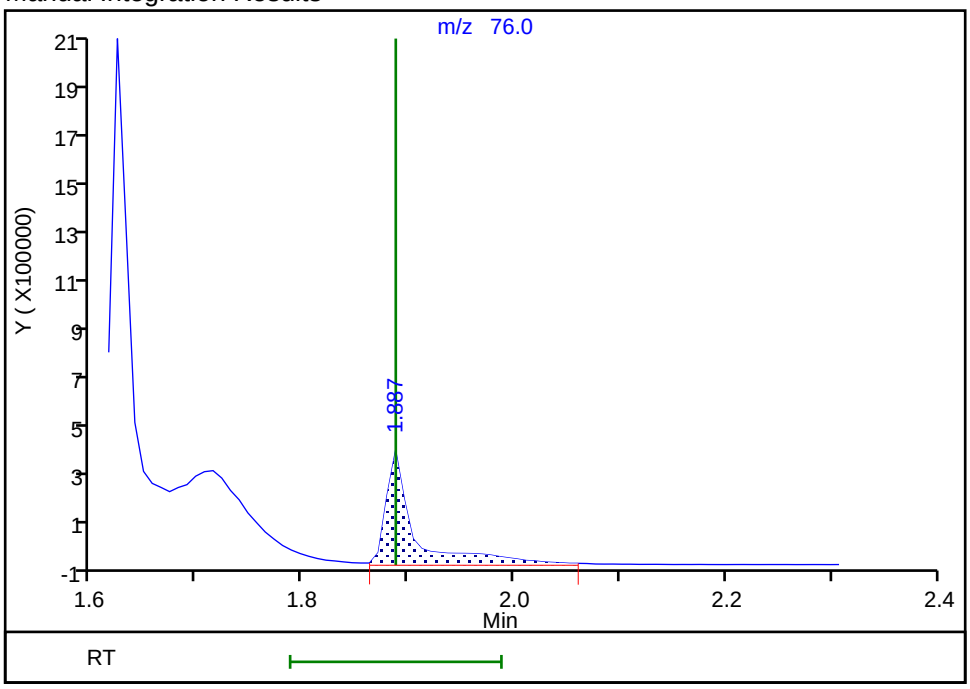

Reviewer: delpolitov, 03-Oct-2019 11:05:57
Audit Action: Manually Integrated Audit Reason: Incomplete Integration

Manual Integration/User Assign Peak Report

Eurofins TestAmerica, Edison

Data File: \\chromna\Edison\ChromData\CVOAMS5\20191003-98633.b\E04166.D
Injection Date: 03-Oct-2019 10:02:30 Instrument ID: CVOAMS5
Lims ID: STD500
Client ID:
Operator ID: ALS Bottle#: 8 Worklist Smp#: 9
Purge Vol: 5.000 mL Dil. Factor: 1.0000
Method: 8260W_5 Limit Group: VOA - 8260C Water and Solid
Column: Rtx-VMS (0.18 mm) Detector MS SCAN

45 Chlorobromomethane, CAS: 74-97-5

Signal: 1

Processing Integration Results

RT: 2.96
Area: 546466
Amount: 500.9346
Amount Units: ug/l

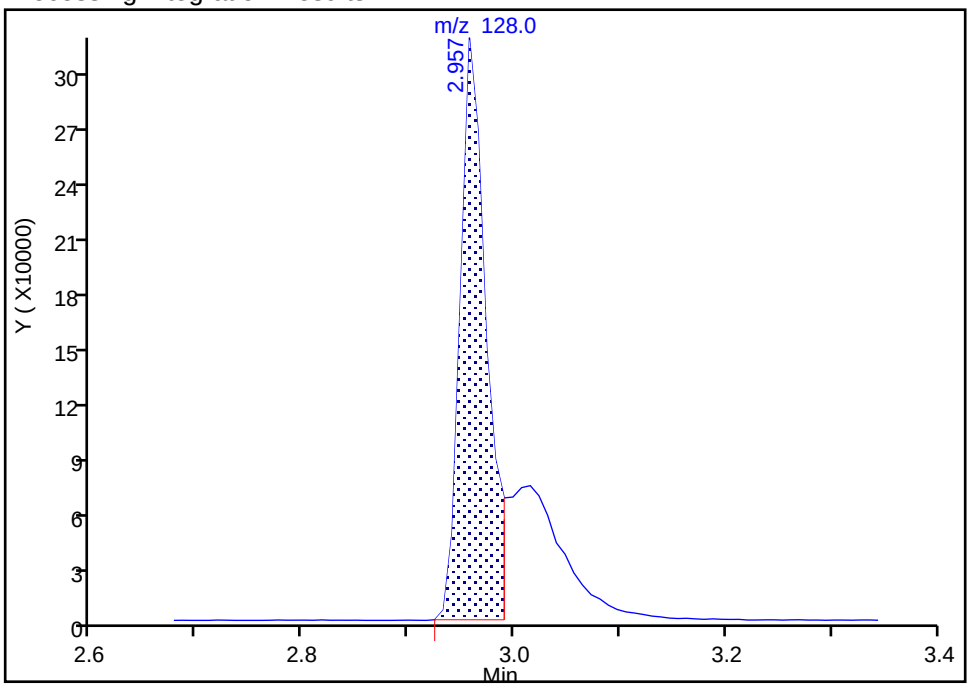

Manual Integration Results

RT: 2.96
Area: 788004
Amount: 456.5684
Amount Units: ug/l

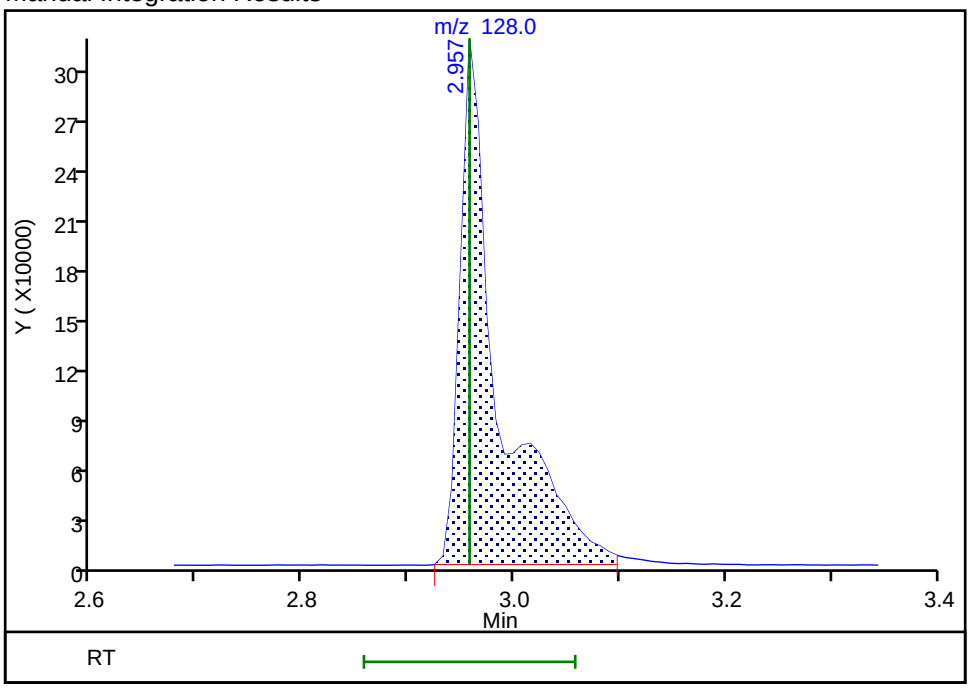

Reviewer: delpolitov, 03-Oct-2019 11:06:22
Audit Action: Manually Integrated Audit Reason: Incomplete Integration

FORM VII
GC/MS VOA CONTINUING CALIBRATION DATA

Lab Name: Eurofins TestAmerica, Edison Job No.: 460-192524-1

SDG No.:

Lab Sample ID: CCVIS 460-645002/2 Calibration Date: 10/06/2019 17:00

Instrument ID: CVOAMS5 Calib Start Date: 10/03/2019 07:15

GC Column: Rtx-VMS ID: 0.18(mm) Calib End Date: 10/03/2019 10:02

Lab File ID: E04284.D Conc. Units: ug/L Heated Purge: (Y/N) N

ANALYTE	CURVE TYPE	AVE RRF	RRF	MIN RRF	CALC AMOUNT	SPIKE AMOUNT	%D	MAX %D
Dichlorodifluoromethane	Ave	0.3539	0.1687	0.1000	9.53	20.0	-52.3*	20.0
Vinyl chloride	Ave	0.3347	0.3278	0.1000	19.6	20.0	-2.1	20.0
Butadiene	Ave	0.3185	0.2746		17.2	20.0	-13.8	20.0
Chloromethane	Ave	0.4472	0.4261	0.1000	19.1	20.0	-4.7	20.0
Bromomethane	Ave	0.2337	0.1376	0.1000	11.8	20.0	-41.1	50.0
Chloroethane	Ave	2.365	2.171	0.1000	18.4	20.0	-8.2	50.0
Pentane	Ave	0.3370	0.3138		37.2	40.0	-6.9	20.0
Trichlorofluoromethane	Ave	0.3849	0.3423	0.1000	17.8	20.0	-11.1	20.0
Dichlorofluoromethane	Ave	0.4181	0.4230		20.2	20.0	1.2	20.0
2-Methyl-1,3-butadiene	Ave	0.4089	0.4146		20.3	20.0	1.4	20.0
Ethyl ether	Ave	0.2270	0.2364		20.8	20.0	4.1	20.0
Ethanol	Ave	0.1336	0.1186		710	800	-11.2	50.0
1,1-Dichloroethene	Ave	0.2644	0.2367	0.1000	17.9	20.0	-10.5	20.0
Carbon disulfide	Ave	0.8486	0.8362	0.1000	19.7	20.0	-1.5	50.0
1,1,2-Trichloro-1,2,2-trifluoroethane	Ave	0.2171	0.1830	0.1000	16.9	20.0	-15.7	20.0
Iodomethane	Ave	0.3875	0.1497		7.72	20.0	-61.4*	20.0
Cyclopentene	Ave	0.6269	0.5785		18.5	20.0	-7.7	20.0
Acrolein	Ave	1.195	1.264		42.3	40.0	5.8	50.0
Allyl chloride	Ave	0.1742	0.1683		19.3	20.0	-3.4	20.0
Isopropyl alcohol	Ave	0.6804	0.5848		172	200	-14.0	50.0
Methylene Chloride	Ave	0.3360	0.3216	0.1000	19.1	20.0	-4.3	20.0
Acetone	Ave	0.2731	0.2601	0.0500	95.2	100	-4.8	50.0
trans-1,2-Dichloroethene	Ave	0.3031	0.2857	0.1000	18.9	20.0	-5.7	20.0
Methyl acetate	Ave	2.435	1.940	0.1000	31.9	40.0	-20.3*	20.0
Hexane	Lin2		1.501		17.5	20.0	-12.7	20.0
Methyl tert-butyl ether	Ave	0.7859	0.7874	0.1000	20.0	20.0	0.2	20.0
2-Methyl-2-propanol	Ave	1.162	1.044		180	200	-10.1	50.0
Acetonitrile	Ave	1.378	1.363		198	200	-1.0	20.0
Isopropyl ether	Ave	0.8818	0.9554		21.7	20.0	8.3	20.0
2-Chloro-1,3-butadiene	Ave	0.2726	0.2542		18.7	20.0	-6.7	20.0
1,1-Dichloroethane	Ave	0.4907	0.5266	0.2000	21.5	20.0	7.3	20.0
Acrylonitrile	Ave	0.0874	0.0919		210	200	5.2	20.0
Tert-butyl ethyl ether	Ave	0.8477	0.8853		20.9	20.0	4.4	20.0
Vinyl acetate	Ave	0.7118	0.6641		37.3	40.0	-6.7	20.0
cis-1,2-Dichloroethene	Ave	0.3267	0.3086	0.1000	18.9	20.0	-5.6	20.0
2,2-Dichloropropane	Ave	0.3588	0.3833		21.4	20.0	6.8	20.0
Cyclohexane	Ave	0.2501	0.2401	0.1000	19.2	20.0	-4.0	50.0
Chlorobromomethane	Ave	0.1706	0.1688		19.8	20.0	-1.0	20.0
Chloroform	Ave	0.4866	0.4886	0.2000	20.1	20.0	0.4	20.0
Carbon tetrachloride	Ave	0.3111	0.2962	0.1000	19.0	20.0	-4.8	20.0

FORM VII
GC/MS VOA CONTINUING CALIBRATION DATA

Lab Name: Eurofins TestAmerica, Edison Job No.: 460-192524-1

SDG No.:

Lab Sample ID: CCVIS 460-645002/2 Calibration Date: 10/06/2019 17:00

Instrument ID: CVOAMS5 Calib Start Date: 10/03/2019 07:15

GC Column: Rtx-VMS ID: 0.18(mm) Calib End Date: 10/03/2019 10:02

Lab File ID: E04284.D Conc. Units: ug/L Heated Purge: (Y/N) N

ANALYTE	CURVE TYPE	AVE RRF	RRF	MIN RRF	CALC AMOUNT	SPIKE AMOUNT	%D	MAX %D
Ethyl acetate	Ave	0.3404	0.3166		37.2	40.0	-7.0	20.0
Methyl acrylate	Ave	0.2214	0.2170		19.6	20.0	-1.9	20.0
Tetrahydrofuran	Ave	1.098	1.075		39.2	40.0	-2.1	20.0
1,1,1-Trichloroethane	Ave	0.3925	0.3572	0.1000	18.2	20.0	-9.0	20.0
1,1-Dichloropropene	Ave	0.3666	0.3488		19.0	20.0	-4.9	20.0
2-Butanone	Ave	0.3801	0.3568	0.0500	93.9	100	-6.1	50.0
2,2,4-Trimethylpentane	Ave	0.3386	0.3327		19.7	20.0	-1.7	20.0
n-Heptane	Lin2		0.0732		20.6	20.0	2.9	20.0
Benzene	Ave	1.567	1.419	0.5000	18.1	20.0	-9.5	20.0
Propionitrile	Ave	1.699	1.553		183	200	-8.6	20.0
Methacrylonitrile	Ave	0.1083	0.1133		209	200	4.6	20.0
Tert-amyl methyl ether	Ave	0.7760	0.7872		20.3	20.0	1.4	20.0
1,2-Dichloroethane	Ave	0.3285	0.3430	0.1000	20.9	20.0	4.4	20.0
Isobutyl alcohol	Ave	0.4532	0.3729		411	500	-17.7	50.0
Isopropyl acetate	Ave	0.4215	0.4340		20.6	20.0	3.0	20.0
Methylcyclohexane	Ave	0.1925	0.1798	0.1000	18.7	20.0	-6.6	50.0
Trichloroethene	Ave	0.2800	0.2470	0.2000	17.6	20.0	-11.8	20.0
Dibromomethane	Ave	0.1615	0.1638		20.3	20.0	1.5	20.0
n-Butanol	Ave	0.2979	0.2613		439	500	-12.3	50.0
1,2-Dichloropropane	Ave	0.2972	0.2829	0.1000	19.0	20.0	-4.8	20.0
Ethyl acrylate	Ave	0.3079	0.3113		20.2	20.0	1.1	20.0
Bromodichloromethane	Ave	0.3584	0.3481	0.2000	19.4	20.0	-2.9	20.0
Methyl methacrylate	Ave	0.0779	0.0724		37.2	40.0	-7.0	20.0
1,4-Dioxane	Ave	1.341	1.145		342	400	-14.6	50.0
n-Propyl acetate	Ave	0.3121	0.3312		21.2	20.0	6.1	20.0
2-Chloroethyl vinyl ether	Ave	0.1735	0.1793		20.7	20.0	3.4	20.0
cis-1,3-Dichloropropene	Ave	0.5813	0.5286	0.2000	18.2	20.0	-9.1	50.0
Toluene	Ave	1.517	1.333	0.4000	17.6	20.0	-12.1	20.0
Epichlorohydrin	Ave	0.2535	0.2601		410	400	2.6	20.0
2-Nitropropane	Ave	2.465	2.120		34.4	40.0	-14.0	20.0
Tetrachloroethene	Ave	0.3024	0.2749	0.2000	18.2	20.0	-9.1	20.0
4-Methyl-2-pentanone	Ave	2.406	2.384	0.0500	99.1	100	-0.9	50.0
trans-1,3-Dichloropropene	Ave	0.5123	0.4752	0.1000	18.6	20.0	-7.2	50.0
1,1,2-Trichloroethane	Ave	0.2800	0.2474	0.1000	17.7	20.0	-11.6	20.0
Ethyl methacrylate	Ave	0.4383	0.4066		18.6	20.0	-7.2	20.0
Dibromochloromethane	Ave	0.3912	0.3299	0.1000	16.9	20.0	-15.7	50.0
1,3-Dichloropropane	Ave	0.5765	0.5184		18.0	20.0	-10.1	20.0
Ethylene Dibromide	Ave	0.3315	0.2808	0.1000	16.9	20.0	-15.3	20.0
n-Butyl acetate	Ave	0.4261	0.3995		18.7	20.0	-6.3	20.0
2-Hexanone	Ave	1.663	1.652	0.0500	99.3	100	-0.7	50.0
Chlorobenzene	Ave	0.9410	0.8354	0.5000	17.8	20.0	-11.2	20.0

FORM VII
GC/MS VOA CONTINUING CALIBRATION DATA

Lab Name: Eurofins TestAmerica, Edison Job No.: 460-192524-1

SDG No.:

Lab Sample ID: CCVIS 460-645002/2 Calibration Date: 10/06/2019 17:00

Instrument ID: CVOAMS5 Calib Start Date: 10/03/2019 07:15

GC Column: Rtx-VMS ID: 0.18(mm) Calib End Date: 10/03/2019 10:02

Lab File ID: E04284.D Conc. Units: ug/L Heated Purge: (Y/N) N

ANALYTE	CURVE TYPE	AVE RRF	RRF	MIN RRF	CALC AMOUNT	SPIKE AMOUNT	%D	MAX %D
Ethylbenzene	Ave	0.4143	0.3632	0.1000	17.5	20.0	-12.3	20.0
1,1,1,2-Tetrachloroethane	Ave	0.3600	0.3051		17.0	20.0	-15.2	20.0
m-Xylene & p-Xylene	Ave	0.5338	0.4563	0.1000	17.1	20.0	-14.5	20.0
o-Xylene	Ave	0.5183	0.4546	0.3000	17.5	20.0	-12.3	20.0
Bromoform	Ave	0.6454	0.5279	0.1000	16.4	20.0	-18.2	20.0
Styrene	Ave	0.8364	0.8037	0.3000	19.2	20.0	-3.9	20.0
n-Butyl acrylate	Ave	0.2354	0.2051		17.4	20.0	-12.9	20.0
Isopropylbenzene	Ave	0.9662	0.8892	0.1000	18.4	20.0	-8.0	20.0
Amyl acetate (mixed isomers)	Lin2		1.136		19.7	20.0	-1.4	20.0
Bromobenzene	Ave	0.8996	0.8503		18.9	20.0	-5.5	20.0
N-Propylbenzene	Ave	2.357	2.196		18.6	20.0	-6.8	20.0
1,1,2,2-Tetrachloroethane	Lin2		0.8550	0.3000	18.6	20.0	-6.8	20.0
2-Chlorotoluene	Ave	1.966	1.855		18.9	20.0	-5.6	20.0
4-Ethyltoluene	Ave	2.149	2.004		18.7	20.0	-6.7	20.0
1,2,3-Trichloropropane	Ave	0.2775	0.2636		19.0	20.0	-5.0	20.0
1,3,5-Trimethylbenzene	Ave	1.868	1.713		18.3	20.0	-8.3	20.0
trans-1,4-Dichloro-2-butene	Ave	0.2356	0.2092		17.8	20.0	-11.2	20.0
4-Chlorotoluene	Ave	1.854	1.750		18.9	20.0	-5.6	20.0
tert-Butylbenzene	Ave	1.472	1.374		18.7	20.0	-6.7	20.0
Butyl Methacrylate	Ave	1.018	0.9039		17.8	20.0	-11.2	20.0
1,2,4-Trimethylbenzene	Ave	1.983	1.789		18.0	20.0	-9.8	20.0
sec-Butylbenzene	Ave	1.922	1.729		18.0	20.0	-10.0	20.0
1,3-Dichlorobenzene	Ave	1.249	1.165	0.6000	18.6	20.0	-6.8	20.0
4-Isopropyltoluene	Ave	1.805	1.606		17.8	20.0	-11.0	20.0
1,4-Dichlorobenzene	Ave	1.269	1.217	0.5000	19.2	20.0	-4.1	20.0
1,2,3-Trimethylbenzene	Ave	2.120	1.940		18.3	20.0	-8.4	20.0
Indan	Lin2		2.193		19.4	20.0	-2.9	20.0
Benzyl chloride	Ave	0.3598	0.3606		20.0	20.0	0.2	50.0
p-Diethylbenzene	Lin2		0.8239		19.4	20.0	-2.9	20.0
n-Butylbenzene	Ave	0.7398	0.6755		18.3	20.0	-8.7	20.0
1,2-Dichlorobenzene	Ave	1.419	1.282	0.4000	18.1	20.0	-9.7	20.0
1,2,4,5-Tetramethylbenzene	Lin2		1.239		18.0	20.0	-10.0	20.0
1,2-Dibromo-3-Chloropropane	Lin2		0.1851	0.0500	16.9	20.0	-15.7	50.0
1,3,5-Trichlorobenzene	Ave	0.7022	0.6311		18.0	20.0	-10.1	20.0
1,2,4-Trichlorobenzene	Ave	0.5402	0.4826	0.2000	17.9	20.0	-10.7	20.0
Hexachlorobutadiene	Lin2		0.3077		18.4	20.0	-7.8	20.0
Naphthalene	Ave	1.175	0.8748		14.9	20.0	-25.6	50.0
1,2,3-Trichlorobenzene	Ave	0.5372	0.4233		15.8	20.0	-21.2*	20.0
Dibromofluoromethane (Surr)	Ave	0.3093	0.3172		51.3	50.0	2.5	20.0
1,2-Dichloroethane-d4 (Surr)	Ave	0.2946	0.3155		53.5	50.0	7.1	20.0
Toluene-d8 (Surr)	Ave	1.428	1.362		47.7	50.0	-4.6	20.0

FORM VII
GC/MS VOA CONTINUING CALIBRATION DATA

Lab Name: Eurofins TestAmerica, Edison Job No.: 460-192524-1

SDG No.:

Lab Sample ID: CCVIS 460-645002/2 Calibration Date: 10/06/2019 17:00

Instrument ID: CVOAMS5 Calib Start Date: 10/03/2019 07:15

GC Column: Rtx-VMS ID: 0.18(mm) Calib End Date: 10/03/2019 10:02

Lab File ID: E04284.D Conc. Units: ug/L Heated Purge: (Y/N) N

ANALYTE	CURVE TYPE	AVE RRF	RRF	MIN RRF	CALC AMOUNT	SPIKE AMOUNT	%D	MAX %D
Bromofluorobenzene	Ave	0.4163	0.4032		48.4	50.0	-3.2	20.0

Eurofins TestAmerica, Edison
Target Compound Quantitation Report

Data File: \\chromna\Edison\ChromData\CVOAMS5\20191006-98848.b\E04284.D
Lims ID: CCVIS
Client ID:
Sample Type: CCVIS
Inject. Date: 06-Oct-2019 17:00:30 ALS Bottle#: 1 Worklist Smp#: 2
Purge Vol: 5.000 mL Dil. Factor: 1.0000
Sample Info: CCVIS
Misc. Info.: 460-0098848-002
Operator ID: Instrument ID: CVOAMS5
Sublist: chrom-8260W_5*sub64

Method: \\chromna\Edison\ChromData\CVOAMS5\20191006-98848.b\8260W_5.m
Limit Group: VOA - 8260C Water and Solid
Last Update: 06-Oct-2019 17:53:41 Calib Date: 03-Oct-2019 10:02:30
Integrator: RTE ID Type: Deconvolution ID
Quant Method: Internal Standard Quant By: Initial Calibration
Last ICal File: \\chromna\Edison\ChromData\CVOAMS5\20191003-98633.b\E04166.D

Column 1 : Rtx-VMS (0.18 mm) Det: MS SCAN
Process Host: CTX0309

First Level Reviewer: parekhv Date: 06-Oct-2019 17:53:41

Compound	Sig	RT (min.)	Exp RT (min.)	Dlt RT (min.)	Q	Response	Cal Amt ug/l	OnCol Amt ug/l	Flags
3 Dichlorodifluoromethane	85	0.867	0.867	0.000	98	40455	20.0	9.53	
7 Vinyl chloride	62	1.015	1.015	0.000	97	78592	20.0	19.6	
6 Chloromethane	50	1.023	1.023	0.000	57	102160	20.0	19.1	
8 Butadiene	54	1.023	1.023	0.000	95	65832	20.0	17.2	
9 Bromomethane	94	1.188	1.188	0.000	96	32996	20.0	11.8	
10 Chloroethane	64	1.254	1.254	0.000	99	47199	20.0	18.4	
12 Pentane	72	1.328	1.328	0.000	97	13646	40.0	37.2	
11 Trichlorofluoromethane	101	1.328	1.328	0.000	97	82063	20.0	17.8	
13 Dichlorofluoromethane	67	1.361	1.361	0.000	98	101422	20.0	20.2	
14 2-Methyl-1,3-butadiene	67	1.492	1.492	0.000	96	99417	20.0	20.3	
15 Ethyl ether	59	1.501	1.501	0.000	94	56670	20.0	20.8	
16 Ethanol	45	1.591	1.591	0.000	25	25211	800.0	710.1	a
17 1,1-Dichloroethene	96	1.608	1.608	0.000	97	56751	20.0	17.9	
19 Carbon disulfide	76	1.624	1.624	0.000	98	200492	20.0	19.7	
20 1,1,2-Trichloro-1,2,2-trif	101	1.632	1.632	0.000	96	43881	20.0	16.9	
22 Iodomethane	142	1.690	1.690	0.000	95	35884	20.0	7.72	
23 Cyclopentene	67	1.780	1.780	0.000	96	138703	20.0	18.5	
24 Acrolein	56	1.805	1.805	0.000	53	13435	40.0	42.3	
25 3-Chloro-1-propene	76	1.887	1.887	0.000	94	40346	20.0	19.3	
26 Isopropyl alcohol	45	1.912	1.912	0.000	97	31074	200.0	171.9	
27 Methylene Chloride	84	1.953	1.953	0.000	93	77096	20.0	19.1	
28 Acetone	58	1.986	1.986	0.000	88	28279	100.0	95.2	
29 trans-1,2-Dichloroethene	96	2.044	2.044	0.000	93	68495	20.0	18.9	
30 Methyl acetate	74	2.060	2.060	0.000	99	20612	40.0	31.9	
31 Hexane	86	2.093	2.093	0.000	71	7974	20.0	17.5	
32 Methyl tert-butyl ether	73	2.118	2.118	0.000	92	188779	20.0	20.0	
* 33 TBA-d9 (IS)	65	2.143	2.143	0.000	99	265674	1000.0	1000.0	
34 2-Methyl-2-propanol	59	2.192	2.192	0.000	100	55488	200.0	179.8	
35 Acetonitrile	41	2.282	2.282	0.000	100	72438	200.0	197.9	
36 Isopropyl ether	45	2.356	2.356	0.000	98	229076	20.0	21.7	

Compound	Sig	RT (min.)	Exp RT (min.)	Dlt RT (min.)	Q	Response	Cal Amt ug/l	OnCol Amt ug/l	Flags
37 2-Chloro-1,3-butadiene	88	2.422	2.422	0.000	88	60953	20.0	18.7	
38 1,1-Dichloroethane	63	2.439	2.439	0.000	99	126258	20.0	21.5	
39 Acrylonitrile	53	2.480	2.480	0.000	93	220290	200.0	210.3	
40 Tert-butyl ethyl ether	59	2.603	2.603	0.000	91	212260	20.0	20.9	
41 Vinyl acetate	86	2.620	2.620	0.000	100	28880	40.0	37.3	
42 cis-1,2-Dichloroethene	96	2.809	2.809	0.000	98	73987	20.0	18.9	
43 2,2-Dichloropropane	77	2.883	2.883	0.000	97	91894	20.0	21.4	
44 Cyclohexane	56	2.949	2.949	0.000	87	57556	20.0	19.2	
45 Chlorobromomethane	128	2.957	2.957	0.000	88	40478	20.0	19.8	
46 Chloroform	83	3.015	3.015	0.000	99	117140	20.0	20.1	
47 Carbon tetrachloride	117	3.105	3.105	0.000	96	71006	20.0	19.0	
49 Ethyl acetate	70	3.122	3.122	0.000	99	13766	40.0	37.2	
48 Methyl acrylate	55	3.130	3.130	0.000	96	52040	20.0	19.6	
50 Tetrahydrofuran	42	3.138	3.138	0.000	96	46769	40.0	39.2	
$ 51 Dibromofluoromethane (Surr	113	3.155	3.155	0.000	98	190114	50.0	51.3	
52 1,1,1-Trichloroethane	97	3.163	3.163	0.000	96	85644	20.0	18.2	
* 53 2-Butanone-d5	46	3.229	3.229	0.000	100	271794	250.0	250.0	
54 1,1-Dichloropropene	75	3.262	3.262	0.000	92	83632	20.0	19.0	
55 2-Butanone (MEK)	72	3.262	3.262	0.000	98	38788	100.0	93.9	
56 Isooctane	57	3.344	3.344	0.000	99	79778	20.0	19.7	
57 n-Heptane	57	3.443	3.443	0.000	89	17553	20.0	20.6	
58 Benzene	78	3.459	3.459	0.000	94	277997	20.0	18.1	
59 Propionitrile	54	3.500	3.500	0.000	95	82517	200.0	182.8	
60 Methacrylonitrile	67	3.509	3.509	0.000	90	271555	200.0	209.2	
$ 61 1,2-Dichloroethane-d4 (Sur	65	3.574	3.574	0.000	96	189131	50.0	53.5	
62 Tert-amyl methyl ether	73	3.574	3.574	0.000	97	188739	20.0	20.3	
63 1,2-Dichloroethane	62	3.632	3.632	0.000	97	82246	20.0	20.9	
64 Isobutyl alcohol	43	3.698	3.698	0.000	97	49540	500.0	411.4	
65 t-Amyl alcohol	59	3.772	3.772	0.000	100	41364	200.0	171.4	
* 66 Fluorobenzene	96	3.813	3.813	0.000	99	599416	50.0	50.0	
67 Isopropyl acetate	43	3.887	3.887	0.000	99	104063	20.0	20.6	
68 Methylcyclohexane	83	3.945	3.945	0.000	94	43110	20.0	18.7	
69 Trichloroethene	95	3.961	3.961	0.000	94	59213	20.0	17.6	
70 2-ethoxy-2-methyl butane	59	4.208	4.208	0.000	99	149915	20.0	19.9	
71 Dibromomethane	93	4.348	4.348	0.000	93	39279	20.0	20.3	
72 n-Butanol	56	4.348	4.348	0.000	65	34712	500.0	438.6	
73 1,2-Dichloropropane	63	4.447	4.447	0.000	95	67829	20.0	19.0	
75 Ethyl acrylate	55	4.521	4.521	0.000	98	74632	20.0	20.2	
74 Dichlorobromomethane	83	4.529	4.529	0.000	98	83454	20.0	19.4	
* 76 1,4-Dioxane-d8	96	4.718	4.718	0.000	48	32160	1000.0	1000.0	
77 Methyl methacrylate	100	4.727	4.727	0.000	86	34724	40.0	37.2	
78 1,4-Dioxane	88	4.751	4.751	0.000	85	14734	400.0	341.5	
79 n-Propyl acetate	43	4.883	4.883	0.000	98	79409	20.0	21.2	
80 2-Chloroethyl vinyl ether	63	5.155	5.155	0.000	97	43093	20.0	20.7	
81 cis-1,3-Dichloropropene	75	5.196	5.196	0.000	90	103569	20.0	18.2	
$ 82 Toluene-d8 (Surr)	98	5.385	5.385	0.000	100	667079	50.0	47.7	
83 Toluene	91	5.443	5.443	0.000	93	261222	20.0	17.6	
84 Epichlorohydrin	57	5.484	5.484	0.000	99	113112	400.0	410.4	
85 2-Nitropropane	41	5.722	5.722	0.000	98	22532	40.0	34.4	
86 Tetrachloroethene	166	5.879	5.879	0.000	96	53873	20.0	18.2	
87 4-Methyl-2-pentanone (MIBK	43	5.928	5.928	0.000	96	259186	100.0	99.1	
88 trans-1,3-Dichloropropene	75	5.961	5.961	0.000	95	93115	20.0	18.6	

Compound	Sig	RT (min.)	Exp RT (min.)	Dlt RT (min.)	Q	Response	Cal Amt ug/l	OnCol Amt ug/l	Flags
89 1,1,2-Trichloroethane	83	6.134	6.134	0.000	96	48479	20.0	17.7	
90 Ethyl methacrylate	69	6.208	6.208	0.000	87	79673	20.0	18.6	
91 Chlorodibromomethane	129	6.340	6.340	0.000	97	64634	20.0	16.9	
92 1,3-Dichloropropane	76	6.463	6.463	0.000	91	101585	20.0	18.0	
93 Ethylene Dibromide	107	6.595	6.595	0.000	99	55013	20.0	16.9	
94 n-Butyl acetate	43	6.932	6.932	0.000	99	78273	20.0	18.7	
95 2-Hexanone	43	7.006	7.006	0.000	94	179571	100.0	99.3	
* 96 Chlorobenzene-d5	117	7.294	7.294	0.000	83	489873	50.0	50.0	
97 Chlorobenzene	112	7.311	7.311	0.000	96	163696	20.0	17.8	
98 Ethylbenzene	106	7.393	7.393	0.000	98	71174	20.0	17.5	
99 1,1,1,2-Tetrachloroethane	131	7.426	7.426	0.000	94	59789	20.0	17.0	
100 m-Xylene & p-Xylene	106	7.607	7.607	0.000	95	89401	20.0	17.1	
101 o-Xylene	106	8.200	8.200	0.000	95	89078	20.0	17.5	
102 Bromoform	173	8.274	8.274	0.000	96	43073	20.0	16.4	
103 Styrene	104	8.290	8.290	0.000	97	157477	20.0	19.2	
104 n-Butyl acrylate	73	8.611	8.611	0.000	98	40189	20.0	17.4	
105 Isopropylbenzene	105	8.693	8.693	0.000	94	174242	20.0	18.4	
106 Amyl acetate (mixed isomer	43	9.031	9.031	0.000	93	92688	20.0	19.7	
$ 107 4-Bromofluorobenzene	174	9.080	9.080	0.000	0	197493	50.0	48.4	
108 Bromobenzene	156	9.187	9.187	0.000	97	69384	20.0	18.9	
109 N-Propylbenzene	91	9.327	9.327	0.000	100	179214	20.0	18.6	
110 1,1,2,2-Tetrachloroethane	83	9.483	9.483	0.000	98	69766	20.0	18.6	
111 2-Chlorotoluene	91	9.516	9.516	0.000	97	151391	20.0	18.9	
112 4-Ethyltoluene	105	9.525	9.525	0.000	98	163543	20.0	18.7	
113 1,2,3-Trichloropropane	110	9.632	9.632	0.000	97	21512	20.0	19.0	
114 1,3,5-Trimethylbenzene	105	9.673	9.673	0.000	94	139758	20.0	18.3	
115 trans-1,4-Dichloro-2-buten	53	9.747	9.747	0.000	91	17068	20.0	17.8	
116 4-Chlorotoluene	91	9.788	9.788	0.000	97	142822	20.0	18.9	
117 tert-Butylbenzene	119	10.150	10.150	0.000	97	112120	20.0	18.7	
118 Butyl Methacrylate	87	10.273	10.273	0.000	87	73755	20.0	17.8	
119 1,2,4-Trimethylbenzene	105	10.282	10.282	0.000	95	145951	20.0	18.0	
120 sec-Butylbenzene	105	10.446	10.446	0.000	99	141120	20.0	18.0	
121 1,3-Dichlorobenzene	146	10.718	10.718	0.000	97	95029	20.0	18.6	
122 4-Isopropyltoluene	119	10.718	10.718	0.000	98	131034	20.0	17.8	
* 123 1,4-Dichlorobenzene-d4	152	10.850	10.850	0.000	94	204003	50.0	50.0	
124 1,4-Dichlorobenzene	146	10.874	10.874	0.000	96	99289	20.0	19.2	
125 1,2,3-Trimethylbenzene	105	10.973	10.973	0.000	97	158345	20.0	18.3	
126 2,3-Dihydroindene	117	11.146	11.146	0.000	95	178949	20.0	19.4	
127 p-Diethylbenzene	119	11.302	11.302	0.000	94	67229	20.0	19.4	
128 Benzyl chloride	126	11.302	11.302	0.000	99	29422	20.0	20.0	
129 n-Butylbenzene	92	11.376	11.376	0.000	99	55122	20.0	18.3	
130 1,2-Dichlorobenzene	146	11.467	11.467	0.000	98	104610	20.0	18.1	
131 1,2,4,5-Tetramethylbenzene	119	12.158	12.158	0.000	97	101107	20.0	18.0	
132 1,2-Dibromo-3-Chloropropan	157	12.273	12.273	0.000	91	15102	20.0	16.9	
133 1,3,5-Trichlorobenzene	180	12.298	12.298	0.000	96	51497	20.0	18.0	
135 Hexachlorobutadiene	225	12.775	12.775	0.000	79	25105	20.0	18.4	
134 1,2,4-Trichlorobenzene	180	12.775	12.775	0.000	93	39379	20.0	17.9	
136 Naphthalene	128	12.981	12.981	0.000	99	71388	20.0	14.9	
137 1,2,3-Trichlorobenzene	180	13.096	13.096	0.000	92	34538	20.0	15.8	
S 138 1,2-Dichloroethene, Total	100				0		40.0	37.7	
S 139 1,3-Dichloropropene, Total	100				0		40.0	36.7	
S 140 Xylenes, Total	100				0		40.0	34.6	

Compound	Sig	RT (min.)	Exp RT (min.)	Dlt RT (min.)	Q	Response	Cal Amt ug/l	OnCol Amt ug/l	Flags
S 141 Total BTEX	1				0		100.0	87.8	

QC Flag Legend

Review Flags

a - User Assigned ID

Reagents:

GASES Li_00335	Amount Added:	20.00	Units: uL	
ACROLEIN W_00095	Amount Added:	4.00	Units: uL	
8260MIX1COMB_00105	Amount Added:	20.00	Units: uL	
8260ISNEW_00135	Amount Added:	1.00	Units: uL	Run Reagent
8260SURR250_00201	Amount Added:	1.00	Units: uL	Run Reagent

Report Date: 06-Oct-2019 17:53:43 Chrom Revision: 2.3 17-Sep-2019 16:19:08

Eurofins TestAmerica, Edison

Data File: \\chromna\Edison\ChromData\CVOAMS5\20191006-98848.b\E04284.D

Injection Date: 06-Oct-2019 17:00:30 Instrument ID: CVOAMS5 Operator ID:

Lims ID: CCVIS Worklist Smp#: 2

Client ID:

Purge Vol: 5.000 mL Dil. Factor: 1.0000 ALS Bottle#: 1

Method: 8260W_5 Limit Group: VOA - 8260C Water and Solid

Column: Rtx-VMS (0.18 mm)

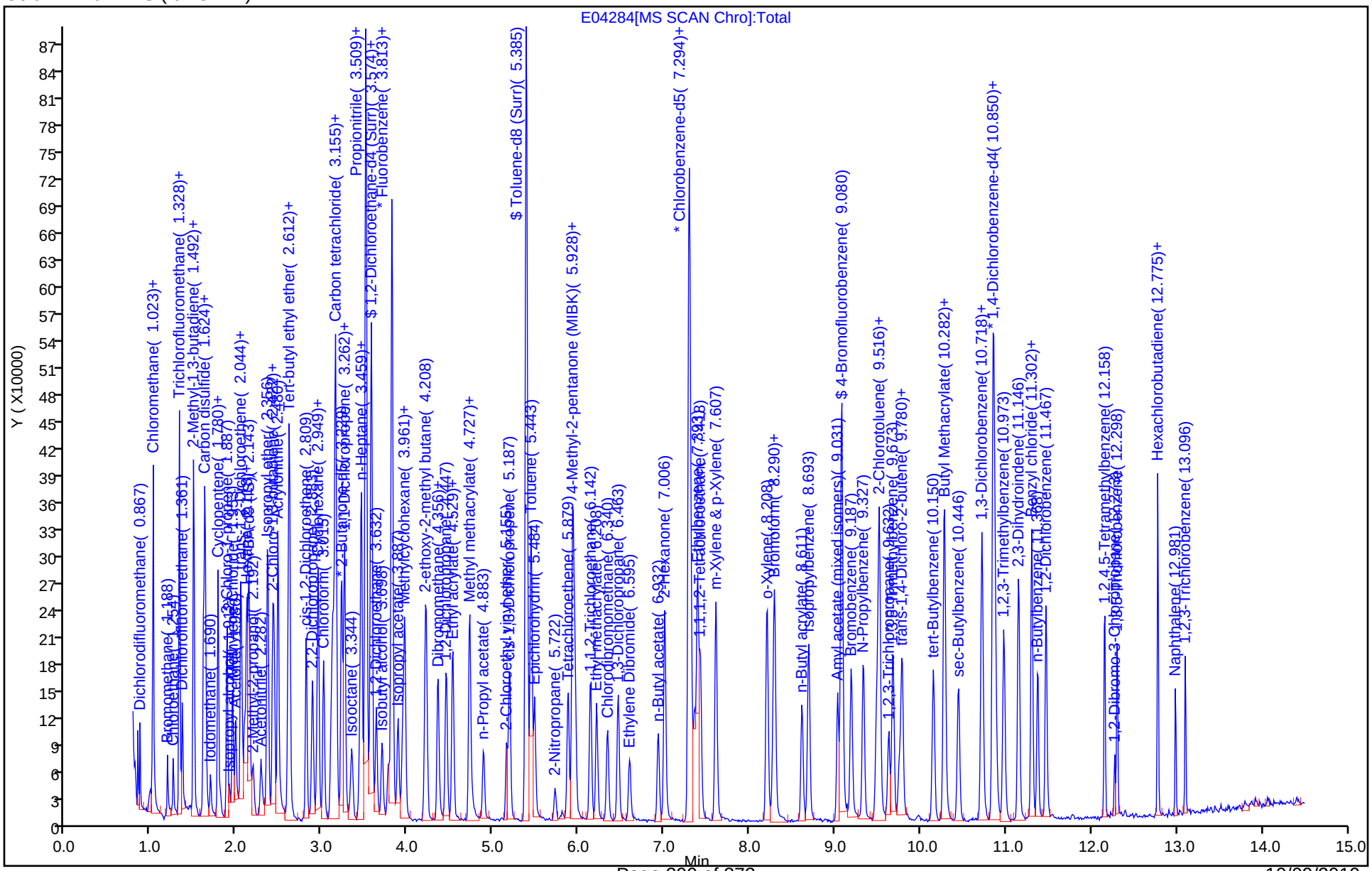

Manual Integration/User Assign Peak Report

Eurofins TestAmerica, Edison

Data File: \\chromna\Edison\ChromData\CVOAMS5\20191006-98848.b\E04284.D
Injection Date: 06-Oct-2019 17:00:30 Instrument ID: CVOAMS5
Lims ID: CCVIS
Client ID:
Operator ID: ALS Bottle#: 1 Worklist Smp#: 2
Purge Vol: 5.000 mL Dil. Factor: 1.0000
Method: 8260W_5 Limit Group: VOA - 8260C Water and Solid
Column: Rtx-VMS (0.18 mm) Detector MS SCAN

16 Ethanol, CAS: 64-17-5

Signal: 1

Not Detected
Expected RT: 1.59

Processing Integration Results

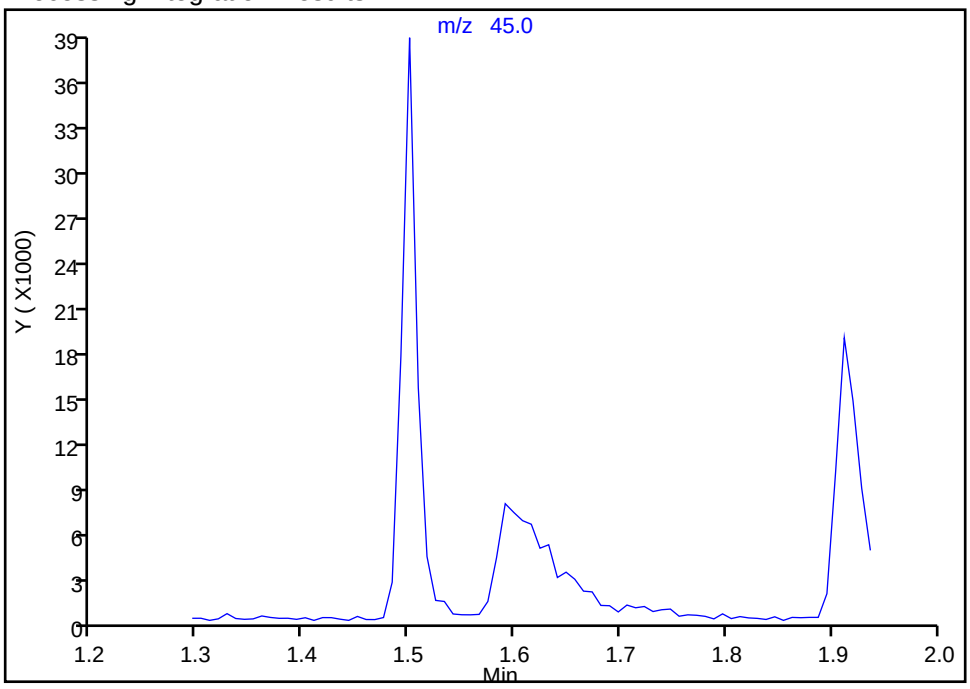

Manual Integration Results

RT: 1.59
Area: 25211
Amount: 710.1102
Amount Units: ug/l

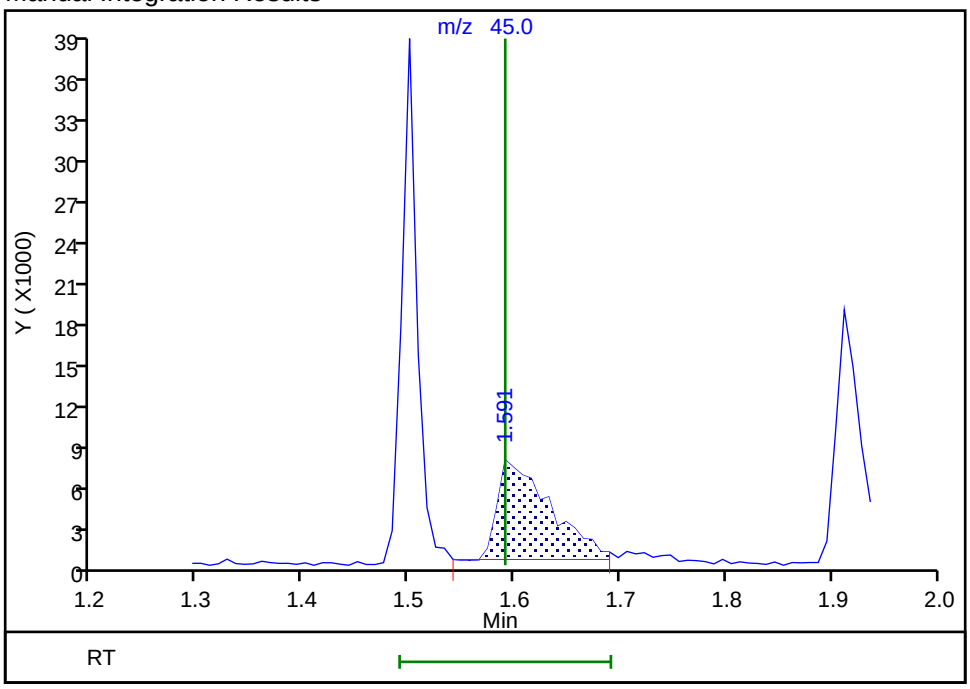

Reviewer: parekhv, 06-Oct-2019 17:20:37
Audit Action: Assigned Compound ID Audit Reason: Peak assignment corrected

FORM VII
GC/MS VOA CONTINUING CALIBRATION DATA

Lab Name: Eurofins TestAmerica, Edison Job No.: 460-192524-1

SDG No.:

Lab Sample ID: CCVIS 460-645075/2 Calibration Date: 10/07/2019 06:05

Instrument ID: CVOAMS5 Calib Start Date: 10/03/2019 07:15

GC Column: Rtx-VMS ID: 0.18(mm) Calib End Date: 10/03/2019 10:02

Lab File ID: E04311.D Conc. Units: ug/L Heated Purge: (Y/N) N

ANALYTE	CURVE TYPE	AVE RRF	RRF	MIN RRF	CALC AMOUNT	SPIKE AMOUNT	%D	MAX %D
Dichlorodifluoromethane	Ave	0.3539	0.2478	0.1000	14.0	20.0	-30.0*	20.0
Vinyl chloride	Ave	0.3347	0.3773	0.1000	22.5	20.0	12.7	20.0
Butadiene	Ave	0.3185	0.3399		21.3	20.0	6.7	20.0
Chloromethane	Ave	0.4472	0.4992	0.1000	22.3	20.0	11.6	20.0
Bromomethane	Ave	0.2337	0.1437	0.1000	12.3	20.0	-38.5	50.0
Chloroethane	Ave	2.365	2.532	0.1000	21.4	20.0	7.1	50.0
Pentane	Ave	0.3370	0.3833		45.5	40.0	13.7	20.0
Trichlorofluoromethane	Ave	0.3849	0.4397	0.1000	22.9	20.0	14.3	20.0
Dichlorofluoromethane	Ave	0.4181	0.4884		23.4	20.0	16.8	20.0
2-Methyl-1,3-butadiene	Ave	0.4089	0.4871		23.8	20.0	19.1	20.0
Ethyl ether	Ave	0.2270	0.2557		22.5	20.0	12.6	20.0
Ethanol	Ave	0.1336	0.1350		808	800	1.0	50.0
1,1-Dichloroethene	Ave	0.2644	0.2910	0.1000	22.0	20.0	10.1	20.0
Carbon disulfide	Ave	0.8486	0.9795	0.1000	23.1	20.0	15.4	50.0
1,1,2-Trichloro-1,2,2-trifluoroethane	Ave	0.2171	0.2363	0.1000	21.8	20.0	8.9	20.0
Iodomethane	Ave	0.3875	0.2032		10.5	20.0	-47.6*	20.0
Cyclopentene	Ave	0.6269	0.7111		22.7	20.0	13.4	20.0
Acrolein	Ave	1.195	1.126		37.7	40.0	-5.8	50.0
Allyl chloride	Ave	0.1742	0.1867		21.4	20.0	7.2	20.0
Isopropyl alcohol	Ave	0.6804	0.6795		200	200	-0.1	50.0
Methylene Chloride	Ave	0.3360	0.3508	0.1000	20.9	20.0	4.4	20.0
Acetone	Ave	0.2731	0.2276	0.0500	83.3	100	-16.7	50.0
trans-1,2-Dichloroethene	Ave	0.3031	0.3144	0.1000	20.7	20.0	3.7	20.0
Methyl acetate	Ave	2.435	2.013	0.1000	33.1	40.0	-17.3	20.0
Hexane	Lin2		1.893		22.2	20.0	10.9	20.0
Methyl tert-butyl ether	Ave	0.7859	0.8338	0.1000	21.2	20.0	6.1	20.0
2-Methyl-2-propanol	Ave	1.162	1.020		176	200	-12.2	50.0
Acetonitrile	Ave	1.378	1.381		201	200	0.3	20.0
Isopropyl ether	Ave	0.8818	0.9893		22.4	20.0	12.2	20.0
2-Chloro-1,3-butadiene	Ave	0.2726	0.2919		21.4	20.0	7.1	20.0
1,1-Dichloroethane	Ave	0.4907	0.5767	0.2000	23.5	20.0	17.5	20.0
Acrylonitrile	Ave	0.0874	0.0910		208	200	4.1	20.0
Tert-butyl ethyl ether	Ave	0.8477	0.9067		21.4	20.0	7.0	20.0
Vinyl acetate	Ave	0.7118	0.6882		38.7	40.0	-3.3	20.0
cis-1,2-Dichloroethene	Ave	0.3267	0.3341	0.1000	20.5	20.0	2.3	20.0
2,2-Dichloropropane	Ave	0.3588	0.4395		24.5	20.0	22.5*	20.0
Cyclohexane	Ave	0.2501	0.3220	0.1000	25.7	20.0	28.7	50.0
Chlorobromomethane	Ave	0.1706	0.1823		21.4	20.0	6.9	20.0
Chloroform	Ave	0.4866	0.5312	0.2000	21.8	20.0	9.2	20.0
Carbon tetrachloride	Ave	0.3111	0.3346	0.1000	21.5	20.0	7.6	20.0

FORM VII
GC/MS VOA CONTINUING CALIBRATION DATA

Lab Name: Eurofins TestAmerica, Edison Job No.: 460-192524-1

SDG No.:

Lab Sample ID: CCVIS 460-645075/2 Calibration Date: 10/07/2019 06:05

Instrument ID: CVOAMS5 Calib Start Date: 10/03/2019 07:15

GC Column: Rtx-VMS ID: 0.18(mm) Calib End Date: 10/03/2019 10:02

Lab File ID: E04311.D Conc. Units: ug/L Heated Purge: (Y/N) N

ANALYTE	CURVE TYPE	AVE RRF	RRF	MIN RRF	CALC AMOUNT	SPIKE AMOUNT	%D	MAX %D
Ethyl acetate	Ave	0.3404	0.3297		38.7	40.0	-3.1	20.0
Methyl acrylate	Ave	0.2214	0.2225		20.1	20.0	0.5	20.0
Tetrahydrofuran	Ave	1.098	1.042		37.9	40.0	-5.1	20.0
1,1,1-Trichloroethane	Ave	0.3925	0.4052	0.1000	20.6	20.0	3.2	20.0
1,1-Dichloropropene	Ave	0.3666	0.3940		21.5	20.0	7.5	20.0
2-Butanone	Ave	0.3801	0.3589	0.0500	94.4	100	-5.6	50.0
2,2,4-Trimethylpentane	Ave	0.3386	0.4048		23.9	20.0	19.5	20.0
n-Heptane	Lin2		0.0830		23.4	20.0	17.0	20.0
Benzene	Ave	1.567	1.513	0.5000	19.3	20.0	-3.5	20.0
Propionitrile	Ave	1.699	1.592		187	200	-6.3	20.0
Methacrylonitrile	Ave	0.1083	0.1146		212	200	5.9	20.0
Tert-amyl methyl ether	Ave	0.7760	0.7942		20.5	20.0	2.4	20.0
1,2-Dichloroethane	Ave	0.3285	0.3631	0.1000	22.1	20.0	10.5	20.0
Isobutyl alcohol	Ave	0.4532	0.3943		435	500	-13.0	50.0
Isopropyl acetate	Ave	0.4215	0.4577		21.7	20.0	8.6	20.0
Methylcyclohexane	Ave	0.1925	0.2337	0.1000	24.3	20.0	21.4	50.0
Trichloroethene	Ave	0.2800	0.2903	0.2000	20.7	20.0	3.7	20.0
Dibromomethane	Ave	0.1615	0.1747		21.6	20.0	8.2	20.0
n-Butanol	Ave	0.2979	0.2623		440	500	-12.0	50.0
1,2-Dichloropropane	Ave	0.2972	0.3109	0.1000	20.9	20.0	4.6	20.0
Ethyl acrylate	Ave	0.3079	0.3153		20.5	20.0	2.4	20.0
Bromodichloromethane	Ave	0.3584	0.3853	0.2000	21.5	20.0	7.5	20.0
Methyl methacrylate	Ave	0.0779	0.0755		38.8	40.0	-3.1	20.0
1,4-Dioxane	Ave	1.341	1.260		376	400	-6.1	50.0
n-Propyl acetate	Ave	0.3121	0.3537		22.7	20.0	13.3	20.0
2-Chloroethyl vinyl ether	Ave	0.1735	0.1708		19.7	20.0	-1.6	20.0
cis-1,3-Dichloropropene	Ave	0.5813	0.5729	0.2000	19.7	20.0	-1.5	50.0
Toluene	Ave	1.517	1.425	0.4000	18.8	20.0	-6.1	20.0
Epichlorohydrin	Ave	0.2535	0.2608		411	400	2.9	20.0
2-Nitropropane	Ave	2.465	2.230		36.2	40.0	-9.5	20.0
Tetrachloroethene	Ave	0.3024	0.2980	0.2000	19.7	20.0	-1.4	20.0
4-Methyl-2-pentanone	Ave	2.406	2.415	0.0500	100	100	0.4	50.0
trans-1,3-Dichloropropene	Ave	0.5123	0.4967	0.1000	19.4	20.0	-3.0	50.0
1,1,2-Trichloroethane	Ave	0.2800	0.2715	0.1000	19.4	20.0	-3.0	20.0
Ethyl methacrylate	Ave	0.4383	0.4171		19.0	20.0	-4.8	20.0
Dibromochloromethane	Ave	0.3912	0.3550	0.1000	18.2	20.0	-9.2	50.0
1,3-Dichloropropane	Ave	0.5765	0.5434		18.9	20.0	-5.7	20.0
Ethylene Dibromide	Ave	0.3315	0.3122	0.1000	18.8	20.0	-5.8	20.0
n-Butyl acetate	Ave	0.4261	0.4314		20.2	20.0	1.2	20.0
2-Hexanone	Ave	1.663	1.628	0.0500	97.9	100	-2.1	50.0
Chlorobenzene	Ave	0.9410	0.9164	0.5000	19.5	20.0	-2.6	20.0

FORM VII
GC/MS VOA CONTINUING CALIBRATION DATA

Lab Name: Eurofins TestAmerica, Edison Job No.: 460-192524-1

SDG No.:

Lab Sample ID: CCVIS 460-645075/2 Calibration Date: 10/07/2019 06:05

Instrument ID: CVOAMS5 Calib Start Date: 10/03/2019 07:15

GC Column: Rtx-VMS ID: 0.18(mm) Calib End Date: 10/03/2019 10:02

Lab File ID: E04311.D Conc. Units: ug/L Heated Purge: (Y/N) N

ANALYTE	CURVE TYPE	AVE RRF	RRF	MIN RRF	CALC AMOUNT	SPIKE AMOUNT	%D	MAX %D
Ethylbenzene	Ave	0.4143	0.4207	0.1000	20.3	20.0	1.6	20.0
1,1,1,2-Tetrachloroethane	Ave	0.3600	0.3301		18.3	20.0	-8.3	20.0
m-Xylene & p-Xylene	Ave	0.5338	0.4911	0.1000	18.4	20.0	-8.0	20.0
o-Xylene	Ave	0.5183	0.5048	0.3000	19.5	20.0	-2.6	20.0
Bromoform	Ave	0.6454	0.5195	0.1000	16.1	20.0	-19.5	20.0
Styrene	Ave	0.8364	0.8752	0.3000	20.9	20.0	4.6	20.0
n-Butyl acrylate	Ave	0.2354	0.2242		19.1	20.0	-4.7	20.0
Isopropylbenzene	Ave	0.9662	0.996	0.1000	20.6	20.0	3.1	20.0
Amyl acetate (mixed isomers)	Lin2		1.167		20.3	20.0	1.4	20.0
Bromobenzene	Ave	0.8996	0.9126		20.3	20.0	1.4	20.0
N-Propylbenzene	Ave	2.357	2.464		20.9	20.0	4.5	20.0
1,1,2,2-Tetrachloroethane	Lin2		0.8600	0.3000	18.8	20.0	-6.2	20.0
2-Chlorotoluene	Ave	1.966	1.980		20.1	20.0	0.7	20.0
4-Ethyltoluene	Ave	2.149	2.178		20.3	20.0	1.3	20.0
1,2,3-Trichloropropane	Ave	0.2775	0.2627		18.9	20.0	-5.3	20.0
1,3,5-Trimethylbenzene	Ave	1.868	1.809		19.4	20.0	-3.1	20.0
trans-1,4-Dichloro-2-butene	Ave	0.2356	0.2092		17.8	20.0	-11.2	20.0
4-Chlorotoluene	Ave	1.854	1.815		19.6	20.0	-2.1	20.0
tert-Butylbenzene	Ave	1.472	1.498		20.4	20.0	1.8	20.0
1,2,4-Trimethylbenzene	Ave	1.983	1.904		19.2	20.0	-4.0	20.0
Butyl Methacrylate	Ave	1.018	0.9645		18.9	20.0	-5.3	20.0
sec-Butylbenzene	Ave	1.922	1.898		19.7	20.0	-1.3	20.0
1,3-Dichlorobenzene	Ave	1.249	1.235	0.6000	19.8	20.0	-1.1	20.0
4-Isopropyltoluene	Ave	1.805	1.674		18.6	20.0	-7.2	20.0
1,4-Dichlorobenzene	Ave	1.269	1.251	0.5000	19.7	20.0	-1.4	20.0
1,2,3-Trimethylbenzene	Ave	2.120	2.023		19.1	20.0	-4.5	20.0
Indan	Lin2		2.337		20.7	20.0	3.7	20.0
Benzyl chloride	Ave	0.3598	0.3354		18.6	20.0	-6.8	50.0
p-Diethylbenzene	Lin2		0.8955		21.2	20.0	5.8	20.0
n-Butylbenzene	Ave	0.7398	0.6798		18.4	20.0	-8.1	20.0
1,2-Dichlorobenzene	Ave	1.419	1.368	0.4000	19.3	20.0	-3.6	20.0
1,2,4,5-Tetramethylbenzene	Lin2		1.287		18.7	20.0	-6.4	20.0
1,2-Dibromo-3-Chloropropane	Lin2		0.1844	0.0500	16.8	20.0	-16.0	50.0
1,3,5-Trichlorobenzene	Ave	0.7022	0.6384		18.2	20.0	-9.1	20.0
1,2,4-Trichlorobenzene	Ave	0.5402	0.4711	0.2000	17.4	20.0	-12.8	20.0
Hexachlorobutadiene	Lin2		0.3539		21.3	20.0	6.6	20.0
Naphthalene	Ave	1.175	0.8113		13.8	20.0	-31.0	50.0
1,2,3-Trichlorobenzene	Ave	0.5372	0.4532		16.9	20.0	-15.6	20.0
Dibromofluoromethane (Surr)	Ave	0.3093	0.3155		51.0	50.0	2.0	20.0
1,2-Dichloroethane-d4 (Surr)	Ave	0.2946	0.3077		52.2	50.0	4.4	20.0
Toluene-d8 (Surr)	Ave	1.428	1.331		46.6	50.0	-6.8	20.0

FORM VII
GC/MS VOA CONTINUING CALIBRATION DATA

Lab Name: Eurofins TestAmerica, Edison Job No.: 460-192524-1

SDG No.:

Lab Sample ID: CCVIS 460-645075/2 Calibration Date: 10/07/2019 06:05

Instrument ID: CVOAMS5 Calib Start Date: 10/03/2019 07:15

GC Column: Rtx-VMS ID: 0.18(mm) Calib End Date: 10/03/2019 10:02

Lab File ID: E04311.D Conc. Units: ug/L Heated Purge: (Y/N) N

ANALYTE	CURVE TYPE	AVE RRF	RRF	MIN RRF	CALC AMOUNT	SPIKE AMOUNT	%D	MAX %D
Bromofluorobenzene	Ave	0.4163	0.3957		47.5	50.0	-5.0	20.0

Eurofins TestAmerica, Edison
Target Compound Quantitation Report

Data File: \\chromna\Edison\ChromData\CVOAMS5\20191007-98868.b\E04311.D
Lims ID: CCVIS
Client ID:
Sample Type: CCVIS
Inject. Date: 07-Oct-2019 06:05:30 ALS Bottle#: 1 Worklist Smp#: 2
Purge Vol: 5.000 mL Dil. Factor: 1.0000
Sample Info: CCVIS
Misc. Info.: 460-0098868-002
Operator ID: Instrument ID: CVOAMS5
Sublist: chrom-8260W_5*sub64

Method: \\chromna\Edison\ChromData\CVOAMS5\20191007-98868.b\8260W_5.m
Limit Group: VOA - 8260C Water and Solid
Last Update: 07-Oct-2019 16:37:47 Calib Date: 03-Oct-2019 10:02:30
Integrator: RTE ID Type: Deconvolution ID
Quant Method: Internal Standard Quant By: Initial Calibration
Last ICal File: \\chromna\Edison\ChromData\CVOAMS5\20191003-98633.b\E04166.D

Column 1 : Rtx-VMS (0.18 mm) Det: MS SCAN
Process Host: CTX0308

First Level Reviewer: tupayachia Date: 07-Oct-2019 06:44:22

Compound	Sig	RT (min.)	Exp RT (min.)	Dlt RT (min.)	Q	Response	Cal Amt ug/l	OnCol Amt ug/l	Flags
3 Dichlorodifluoromethane	85	0.867	0.867	0.000	98	58620	20.0	14.0	
7 Vinyl chloride	62	1.015	1.015	0.000	97	89257	20.0	22.5	
6 Chloromethane	50	1.023	1.023	0.000	54	118101	20.0	22.3	
8 Butadiene	54	1.023	1.023	0.000	95	80401	20.0	21.3	
9 Bromomethane	94	1.188	1.188	0.000	100	33988	20.0	12.3	
10 Chloroethane	64	1.254	1.254	0.000	98	54208	20.0	21.4	M
11 Trichlorofluoromethane	101	1.328	1.328	0.000	97	104020	20.0	22.9	
12 Pentane	72	1.328	1.328	0.000	97	16411	40.0	45.5	
13 Dichlorofluoromethane	67	1.361	1.361	0.000	99	115538	20.0	23.4	
14 2-Methyl-1,3-butadiene	67	1.492	1.492	0.000	96	115233	20.0	23.8	
15 Ethyl ether	59	1.501	1.501	0.000	94	60484	20.0	22.5	
16 Ethanol	45	1.599	1.599	0.000	24	27192	800.0	808.1	a
17 1,1-Dichloroethene	96	1.608	1.608	0.000	95	68852	20.0	22.0	
19 Carbon disulfide	76	1.624	1.624	0.000	98	231731	20.0	23.1	
20 1,1,2-Trichloro-1,2,2-trif	101	1.632	1.632	0.000	91	55906	20.0	21.8	
22 Iodomethane	142	1.690	1.690	0.000	97	48075	20.0	10.5	
23 Cyclopentene	67	1.780	1.780	0.000	96	168228	20.0	22.7	
24 Acrolein	56	1.813	1.813	0.000	91	11339	40.0	37.7	
25 3-Chloro-1-propene	76	1.887	1.887	0.000	95	44164	20.0	21.4	
26 Isopropyl alcohol	45	1.912	1.912	0.000	96	34220	200.0	199.7	
27 Methylene Chloride	84	1.953	1.953	0.000	90	82992	20.0	20.9	
28 Acetone	58	1.986	1.986	0.000	87	24355	100.0	83.3	
29 trans-1,2-Dichloroethene	96	2.044	2.044	0.000	92	74383	20.0	20.7	
30 Methyl acetate	74	2.060	2.060	0.000	99	20274	40.0	33.1	
31 Hexane	86	2.093	2.093	0.000	77	9533	20.0	22.2	
32 Methyl tert-butyl ether	73	2.118	2.118	0.000	98	197260	20.0	21.2	
* 33 TBA-d9 (IS)	65	2.142	2.142	0.000	100	251795	1000.0	1000.0	
34 2-Methyl-2-propanol	59	2.192	2.192	0.000	98	51386	200.0	175.7	
35 Acetonitrile	41	2.282	2.282	0.000	99	69550	200.0	200.5	
36 Isopropyl ether	45	2.356	2.356	0.000	96	234037	20.0	22.4	

Compound	Sig	RT (min.)	Exp RT (min.)	Dlt RT (min.)	Q	Response	Cal Amt ug/l	OnCol Amt ug/l	Flags
37 2-Chloro-1,3-butadiene	88	2.422	2.422	0.000	88	69043	20.0	21.4	
38 1,1-Dichloroethane	63	2.439	2.439	0.000	99	136434	20.0	23.5	
39 Acrylonitrile	53	2.480	2.480	0.000	96	215276	200.0	208.3	
40 Tert-butyl ethyl ether	59	2.603	2.603	0.000	91	214499	20.0	21.4	
41 Vinyl acetate	86	2.620	2.620	0.000	100	29462	40.0	38.7	
42 cis-1,2-Dichloroethene	96	2.809	2.809	0.000	98	79041	20.0	20.5	
43 2,2-Dichloropropane	77	2.883	2.883	0.000	96	103978	20.0	24.5	
44 Cyclohexane	56	2.941	2.941	0.000	88	76164	20.0	25.7	
45 Chlorobromomethane	128	2.957	2.957	0.000	87	43126	20.0	21.4	
46 Chloroform	83	3.015	3.015	0.000	99	125662	20.0	21.8	
47 Carbon tetrachloride	117	3.105	3.105	0.000	97	79167	20.0	21.5	
49 Ethyl acetate	70	3.122	3.122	0.000	99	14114	40.0	38.7	
48 Methyl acrylate	55	3.130	3.130	0.000	63	52632	20.0	20.1	
50 Tetrahydrofuran	42	3.138	3.138	0.000	93	44598	40.0	37.9	
$ 51 Dibromofluoromethane (Surr	113	3.155	3.155	0.000	97	186600	50.0	51.0	
52 1,1,1-Trichloroethane	97	3.163	3.163	0.000	97	95868	20.0	20.6	
* 53 2-Butanone-d5	46	3.229	3.229	0.000	100	267577	250.0	250.0	
54 1,1-Dichloropropene	75	3.262	3.262	0.000	88	93213	20.0	21.5	
55 2-Butanone (MEK)	72	3.262	3.262	0.000	97	38416	100.0	94.4	
56 Isooctane	57	3.344	3.344	0.000	99	95755	20.0	23.9	
57 n-Heptane	57	3.435	3.435	0.000	89	19638	20.0	23.4	
58 Benzene	78	3.459	3.459	0.000	95	294078	20.0	19.3	
59 Propionitrile	54	3.500	3.500	0.000	95	80177	200.0	187.4	
60 Methacrylonitrile	67	3.509	3.509	0.000	90	271190	200.0	211.8	
$ 61 1,2-Dichloroethane-d4 (Sur	65	3.574	3.574	0.000	95	181992	50.0	52.2	
62 Tert-amyl methyl ether	73	3.574	3.574	0.000	98	187895	20.0	20.5	
63 1,2-Dichloroethane	62	3.632	3.632	0.000	97	85894	20.0	22.1	
64 Isobutyl alcohol	43	3.706	3.706	0.000	95	49647	500.0	435.0	
65 t-Amyl alcohol	59	3.772	3.772	0.000	99	39080	200.0	170.9	
* 66 Fluorobenzene	96	3.813	3.813	0.000	100	591427	50.0	50.0	
67 Isopropyl acetate	43	3.887	3.887	0.000	100	108286	20.0	21.7	
68 Methylcyclohexane	83	3.937	3.937	0.000	94	55287	20.0	24.3	
69 Trichloroethene	95	3.961	3.961	0.000	94	68687	20.0	20.7	
70 2-ethoxy-2-methyl butane	59	4.208	4.208	0.000	99	161717	20.0	21.7	
71 Dibromomethane	93	4.348	4.348	0.000	96	41339	20.0	21.6	
72 n-Butanol	56	4.348	4.348	0.000	62	33017	500.0	440.2	
73 1,2-Dichloropropane	63	4.455	4.455	0.000	94	73558	20.0	20.9	
75 Ethyl acrylate	55	4.521	4.521	0.000	98	74584	20.0	20.5	
74 Dichlorobromomethane	83	4.529	4.529	0.000	99	91161	20.0	21.5	
* 76 1,4-Dioxane-d8	96	4.718	4.718	0.000	48	31508	1000.0	1000.0	
77 Methyl methacrylate	100	4.727	4.727	0.000	90	35728	40.0	38.8	
78 1,4-Dioxane	88	4.751	4.751	0.000	87	15882	400.0	375.7	
79 n-Propyl acetate	43	4.883	4.883	0.000	98	83667	20.0	22.7	a
80 2-Chloroethyl vinyl ether	63	5.155	5.155	0.000	97	40492	20.0	19.7	
81 cis-1,3-Dichloropropene	75	5.187	5.187	0.000	90	111332	20.0	19.7	
$ 82 Toluene-d8 (Surr)	98	5.385	5.385	0.000	100	646778	50.0	46.6	
83 Toluene	91	5.443	5.443	0.000	93	276949	20.0	18.8	
84 Epichlorohydrin	57	5.484	5.484	0.000	99	111642	400.0	411.4	
85 2-Nitropropane	41	5.722	5.722	0.000	99	22457	40.0	36.2	
86 Tetrachloroethene	166	5.879	5.879	0.000	96	57919	20.0	19.7	
87 4-Methyl-2-pentanone (MIBK	43	5.928	5.928	0.000	95	258493	100.0	100.4	
88 trans-1,3-Dichloropropene	75	5.961	5.961	0.000	92	96536	20.0	19.4	

Compound	Sig	RT (min.)	Exp RT (min.)	Dlt RT (min.)	Q	Response	Cal Amt ug/l	OnCol Amt ug/l	Flags
89 1,1,2-Trichloroethane	83	6.142	6.142	0.000	97	52773	20.0	19.4	
90 Ethyl methacrylate	69	6.208	6.208	0.000	88	81056	20.0	19.0	
91 Chlorodibromomethane	129	6.340	6.340	0.000	98	68990	20.0	18.2	
92 1,3-Dichloropropane	76	6.463	6.463	0.000	92	105613	20.0	18.9	
93 Ethylene Dibromide	107	6.595	6.595	0.000	99	60677	20.0	18.8	
94 n-Butyl acetate	43	6.932	6.932	0.000	98	83833	20.0	20.2	
95 2-Hexanone	43	7.006	7.006	0.000	94	174269	100.0	97.9	
* 96 Chlorobenzene-d5	117	7.294	7.294	0.000	83	485864	50.0	50.0	
97 Chlorobenzene	112	7.311	7.311	0.000	95	178093	20.0	19.5	
98 Ethylbenzene	106	7.393	7.393	0.000	98	81769	20.0	20.3	
99 1,1,1,2-Tetrachloroethane	131	7.426	7.426	0.000	94	64152	20.0	18.3	
100 m-Xylene & p-Xylene	106	7.607	7.607	0.000	96	95448	20.0	18.4	
101 o-Xylene	106	8.200	8.200	0.000	96	98098	20.0	19.5	
102 Bromoform	173	8.274	8.274	0.000	96	43512	20.0	16.1	
103 Styrene	104	8.290	8.290	0.000	97	170095	20.0	20.9	
104 n-Butyl acrylate	73	8.611	8.611	0.000	98	43579	20.0	19.1	
105 Isopropylbenzene	105	8.693	8.693	0.000	95	193527	20.0	20.6	
106 Amyl acetate (mixed isomer	43	9.031	9.031	0.000	90	97778	20.0	20.3	
$ 107 4-Bromofluorobenzene	174	9.080	9.080	0.000	0	192234	50.0	47.5	
108 Bromobenzene	156	9.195	9.195	0.000	93	76440	20.0	20.3	
109 N-Propylbenzene	91	9.335	9.335	0.000	100	206385	20.0	20.9	
110 1,1,2,2-Tetrachloroethane	83	9.483	9.483	0.000	98	72034	20.0	18.8	
111 2-Chlorotoluene	91	9.516	9.516	0.000	96	165835	20.0	20.1	
112 4-Ethyltoluene	105	9.524	9.524	0.000	98	182410	20.0	20.3	
113 1,2,3-Trichloropropane	110	9.631	9.631	0.000	96	22002	20.0	18.9	
114 1,3,5-Trimethylbenzene	105	9.681	9.681	0.000	94	151549	20.0	19.4	
115 trans-1,4-Dichloro-2-buten	53	9.755	9.755	0.000	90	17525	20.0	17.8	
116 4-Chlorotoluene	91	9.780	9.780	0.000	96	152027	20.0	19.6	
117 tert-Butylbenzene	119	10.150	10.150	0.000	97	125503	20.0	20.4	
118 Butyl Methacrylate	87	10.282	10.282	0.000	86	80789	20.0	18.9	
119 1,2,4-Trimethylbenzene	105	10.282	10.282	0.000	96	159514	20.0	19.2	
120 sec-Butylbenzene	105	10.446	10.446	0.000	99	158966	20.0	19.7	
121 1,3-Dichlorobenzene	146	10.718	10.718	0.000	98	103485	20.0	19.8	
122 4-Isopropyltoluene	119	10.718	10.718	0.000	98	140256	20.0	18.6	
* 123 1,4-Dichlorobenzene-d4	152	10.849	10.849	0.000	93	209407	50.0	50.0	
124 1,4-Dichlorobenzene	146	10.874	10.874	0.000	95	104800	20.0	19.7	
125 1,2,3-Trimethylbenzene	105	10.973	10.973	0.000	97	169490	20.0	19.1	
126 2,3-Dihydroindene	117	11.146	11.146	0.000	94	195758	20.0	20.7	
127 p-Diethylbenzene	119	11.302	11.302	0.000	65	75007	20.0	21.2	
128 Benzyl chloride	126	11.302	11.302	0.000	98	28090	20.0	18.6	
129 n-Butylbenzene	92	11.368	11.368	0.000	98	56938	20.0	18.4	
130 1,2-Dichlorobenzene	146	11.467	11.467	0.000	98	114603	20.0	19.3	
131 1,2,4,5-Tetramethylbenzene	119	12.158	12.158	0.000	97	107806	20.0	18.7	
132 1,2-Dibromo-3-Chloropropan	157	12.273	12.273	0.000	90	15448	20.0	16.8	
133 1,3,5-Trichlorobenzene	180	12.298	12.298	0.000	96	53475	20.0	18.2	
134 1,2,4-Trichlorobenzene	180	12.775	12.775	0.000	94	39458	20.0	17.4	
135 Hexachlorobutadiene	225	12.775	12.775	0.000	84	29643	20.0	21.3	
136 Naphthalene	128	12.981	12.981	0.000	99	67959	20.0	13.8	
137 1,2,3-Trichlorobenzene	180	13.096	13.096	0.000	96	37962	20.0	16.9	
S 138 1,2-Dichloroethene, Total	100				0		40.0	41.2	
S 139 1,3-Dichloropropene, Total	100				0		40.0	39.1	
S 140 Xylenes, Total	100				0		40.0	37.9	

Compound	Sig	RT (min.)	Exp RT (min.)	Dlt RT (min.)	Q	Response	Cal Amt ug/l	OnCol Amt ug/l	Flags
S 141 Total BTEX	1				0		100.0	96.3	

QC Flag Legend

Review Flags

M - Manually Integrated

a - User Assigned ID

Reagents:

GASES Li_00335	Amount Added:	20.00	Units: uL	
ACROLEIN W_00096	Amount Added:	4.00	Units: uL	
8260MIX1COMB_00105	Amount Added:	20.00	Units: uL	
8260ISNEW_00135	Amount Added:	1.00	Units: uL	Run Reagent
8260SURR250_00201	Amount Added:	1.00	Units: uL	Run Reagent

Report Date: 07-Oct-2019 16:37:49 Chrom Revision: 2.3 17-Sep-2019 16:19:08

Eurofins TestAmerica, Edison

Data File: \\chromna\Edison\ChromData\CVOAMS5\20191007-98868.b\E04311.D

Injection Date: 07-Oct-2019 06:05:30 Instrument ID: CVOAMS5 Operator ID:

Lims ID: CCVIS Worklist Smp#: 2

Client ID:

Purge Vol: 5.000 mL Dil. Factor: 1.0000 ALS Bottle#: 1

Method: 8260W_5 Limit Group: VOA - 8260C Water and Solid

Column: Rtx-VMS (0.18 mm)

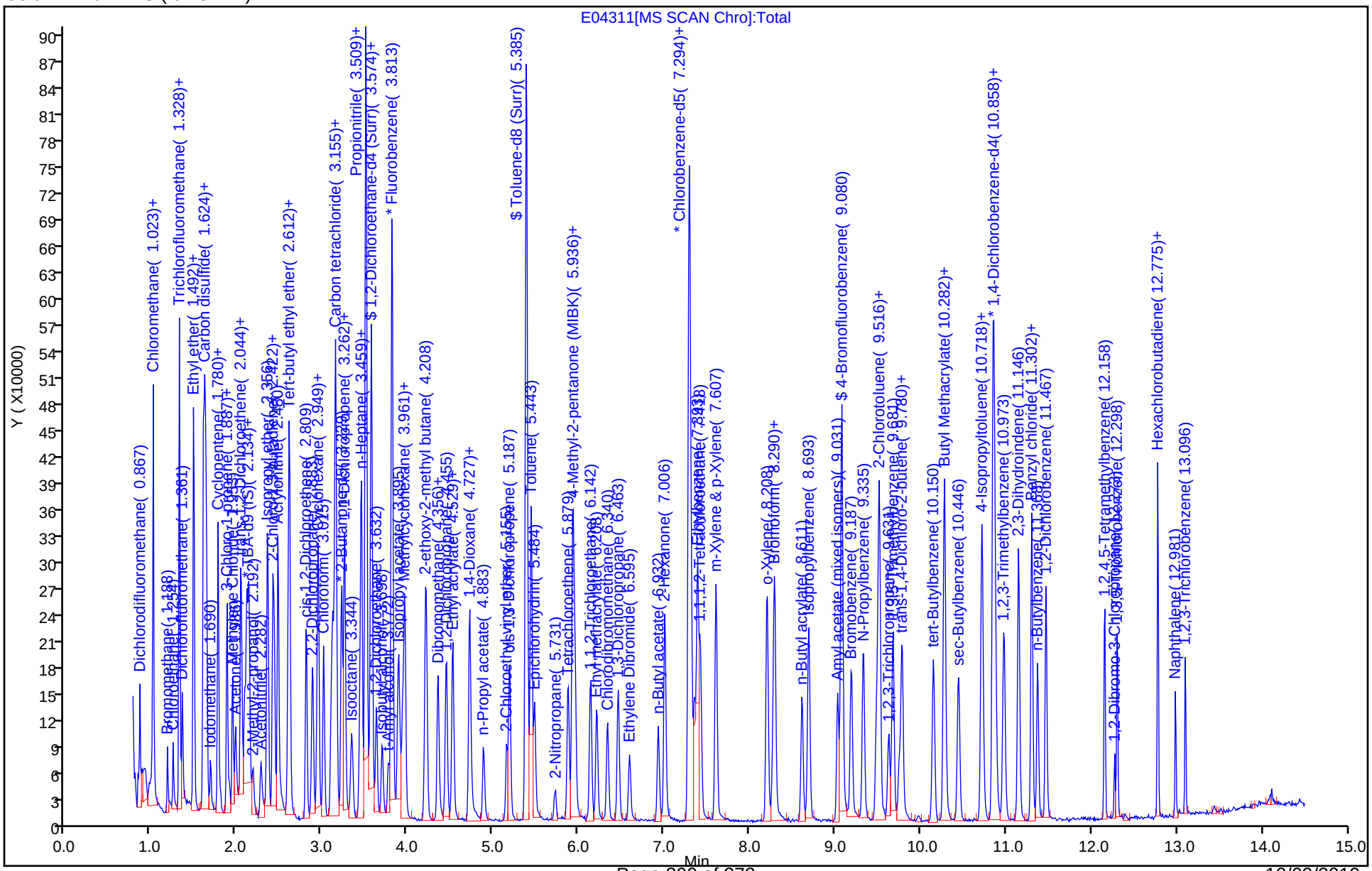

Manual Integration/User Assign Peak Report

Eurofins TestAmerica, Edison

Data File: \\chromna\Edison\ChromData\CVOAMS5\20191007-98868.b\E04311.D
Injection Date: 07-Oct-2019 06:05:30 Instrument ID: CVOAMS5
Lims ID: CCVIS
Client ID:
Operator ID: ALS Bottle#: 1 Worklist Smp#: 2
Purge Vol: 5.000 mL Dil. Factor: 1.0000
Method: 8260W_5 Limit Group: VOA - 8260C Water and Solid
Column: Rtx-VMS (0.18 mm) Detector MS SCAN

10 Chloroethane, CAS: 75-00-3

Signal: 1

Processing Integration Results

RT: 1.25
Area: 119708
Amount: 47.293143
Amount Units: ug/l

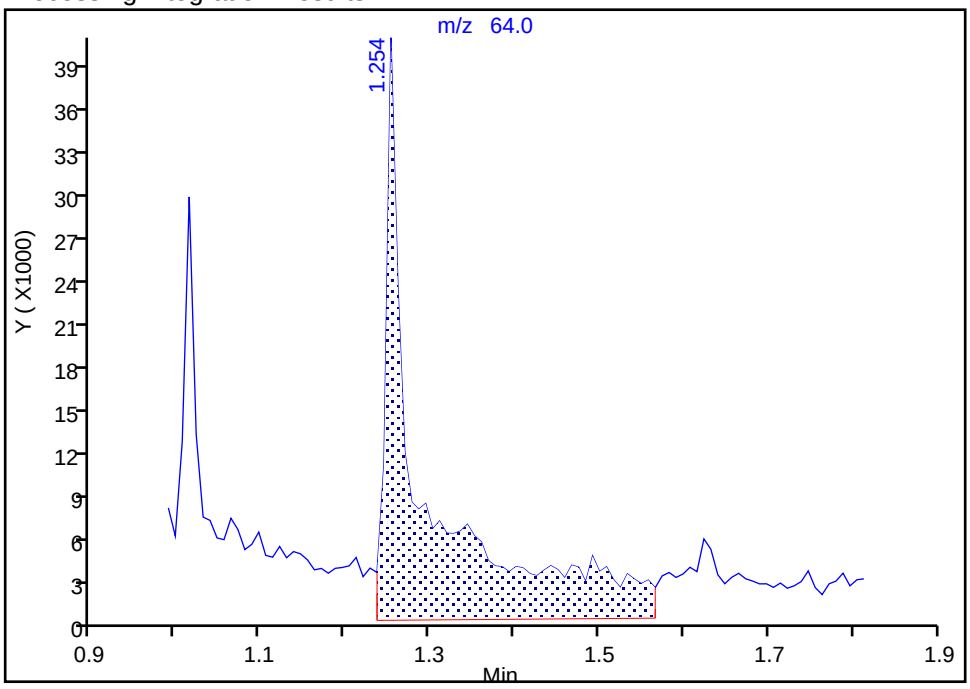

Manual Integration Results

RT: 1.25
Area: 54208
Amount: 21.416001
Amount Units: ug/l

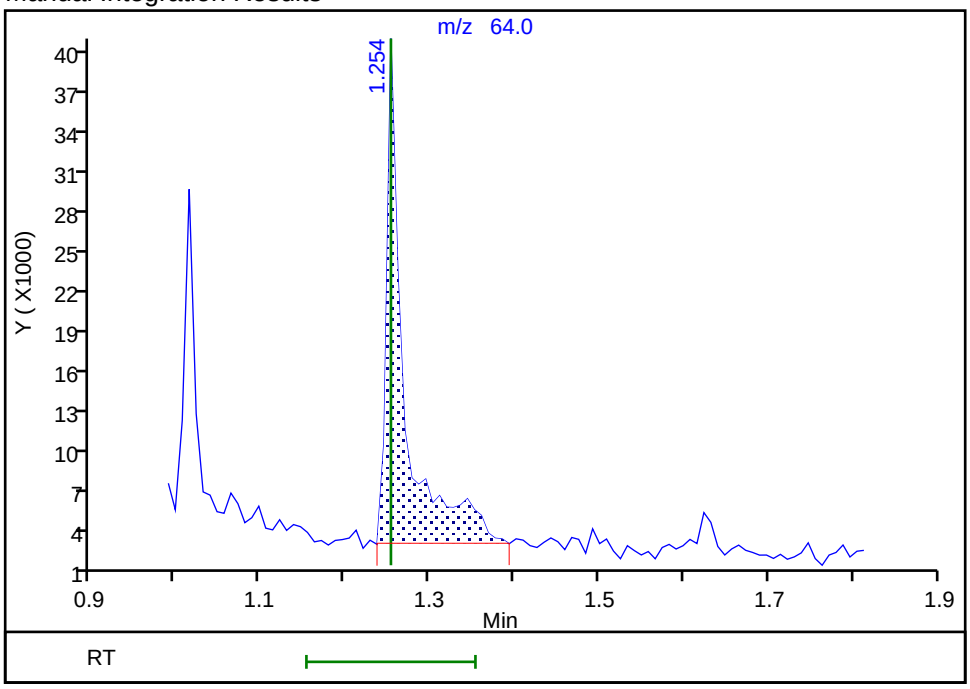

Reviewer: baronm, 07-Oct-2019 16:29:59
Audit Action: Manually Integrated Audit Reason: Baseline

Manual Integration/User Assign Peak Report

Eurofins TestAmerica, Edison

Data File: \\chromna\Edison\ChromData\CVOAMS5\20191007-98868.b\E04311.D
Injection Date: 07-Oct-2019 06:05:30 Instrument ID: CVOAMS5
Lims ID: CCVIS
Client ID:
Operator ID: ALS Bottle#: 1 Worklist Smp#: 2
Purge Vol: 5.000 mL Dil. Factor: 1.0000
Method: 8260W_5 Limit Group: VOA - 8260C Water and Solid
Column: Rtx-VMS (0.18 mm) Detector MS SCAN

16 Ethanol, CAS: 64-17-5

Signal: 1

Not Detected
Expected RT: 1.60

Processing Integration Results

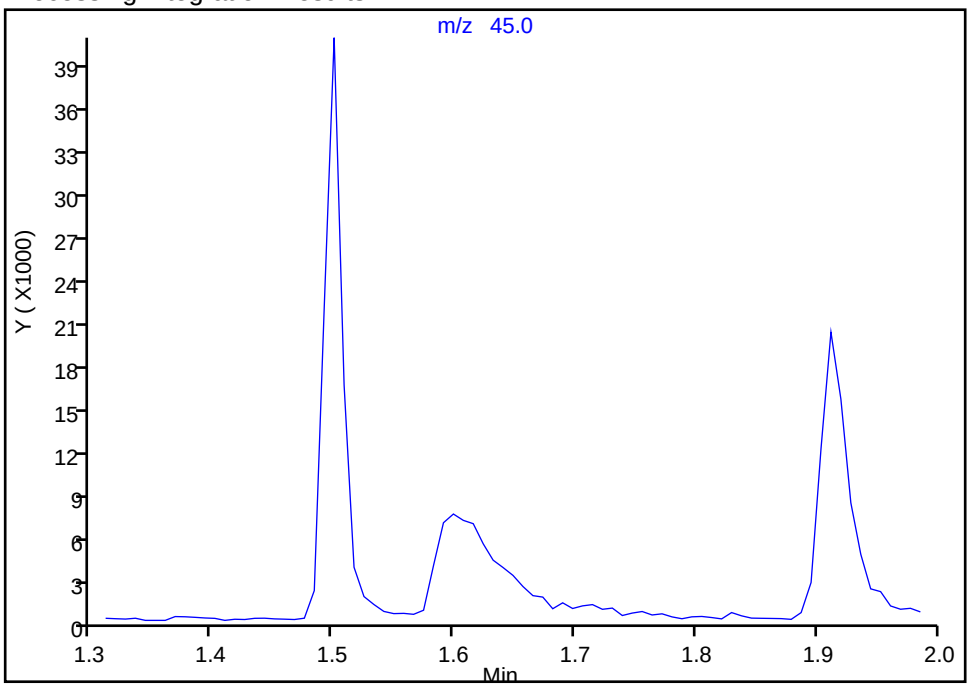

Manual Integration Results

RT: 1.60
Area: 27192
Amount: 808.1255
Amount Units: ug/l

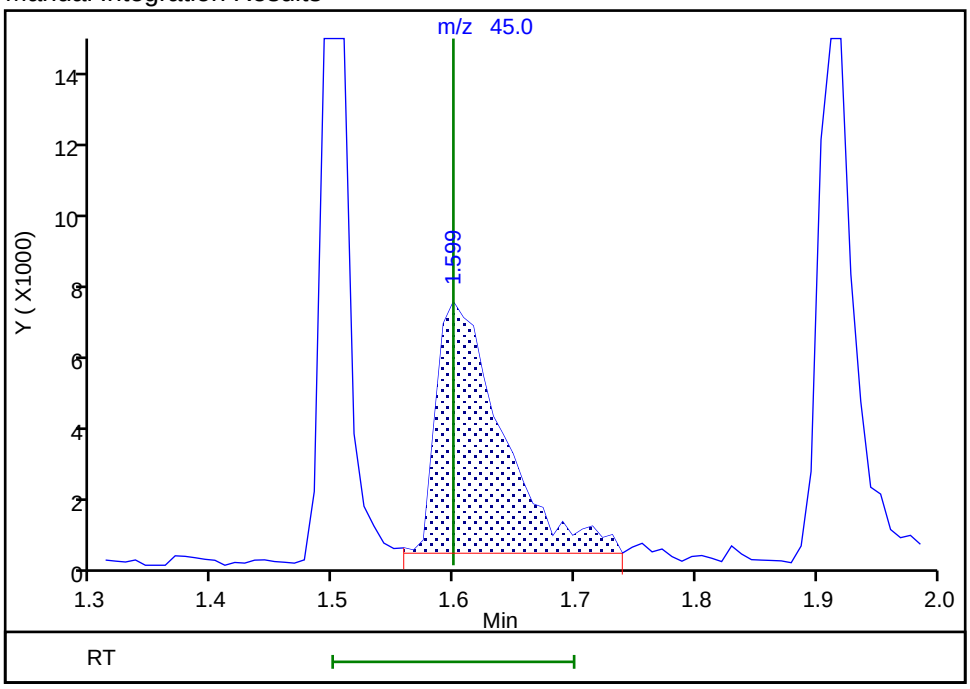

Reviewer: tupayachia, 07-Oct-2019 06:43:45
Audit Action: Assigned Compound ID Audit Reason: Baseline

Manual Integration/User Assign Peak Report

Eurofins TestAmerica, Edison

Data File: \\chromna\Edison\ChromData\CVOAMS5\20191007-98868.b\E04311.D
Injection Date: 07-Oct-2019 06:05:30 Instrument ID: CVOAMS5
Lims ID: CCVIS
Client ID:
Operator ID: ALS Bottle#: 1 Worklist Smp#: 2
Purge Vol: 5.000 mL Dil. Factor: 1.0000
Method: 8260W_5 Limit Group: VOA - 8260C Water and Solid
Column: Rtx-VMS (0.18 mm) Detector MS SCAN

79 n-Propyl acetate, CAS: 109-60-4

Signal: 1

Processing Integration Results

RT: 4.73
Area: 5110
Amount: 1.384158
Amount Units: ug/l

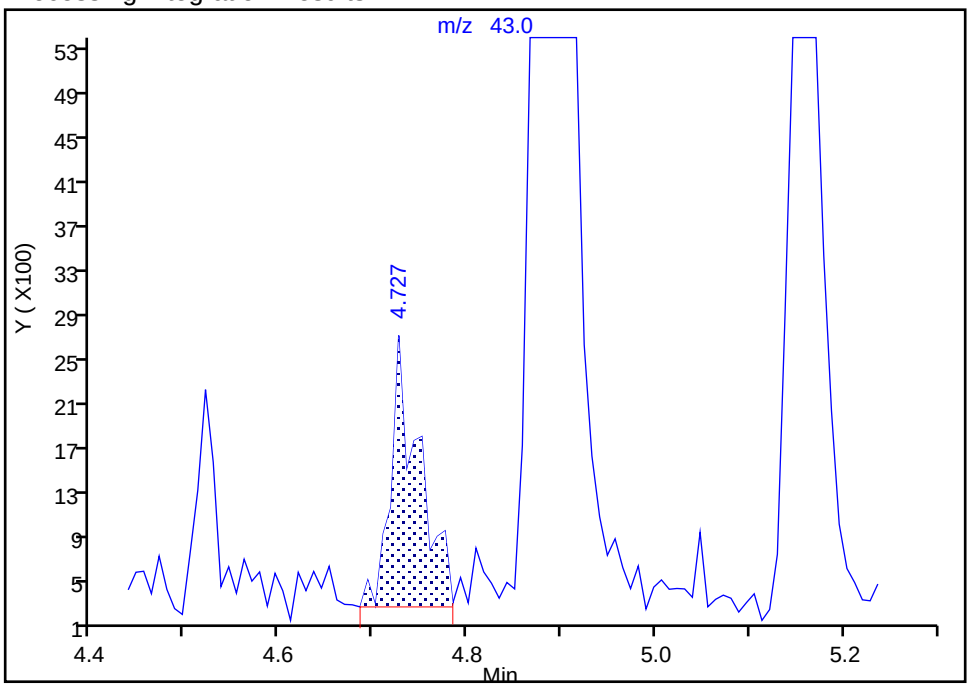

Manual Integration Results

RT: 4.88
Area: 83667
Amount: 22.663087
Amount Units: ug/l

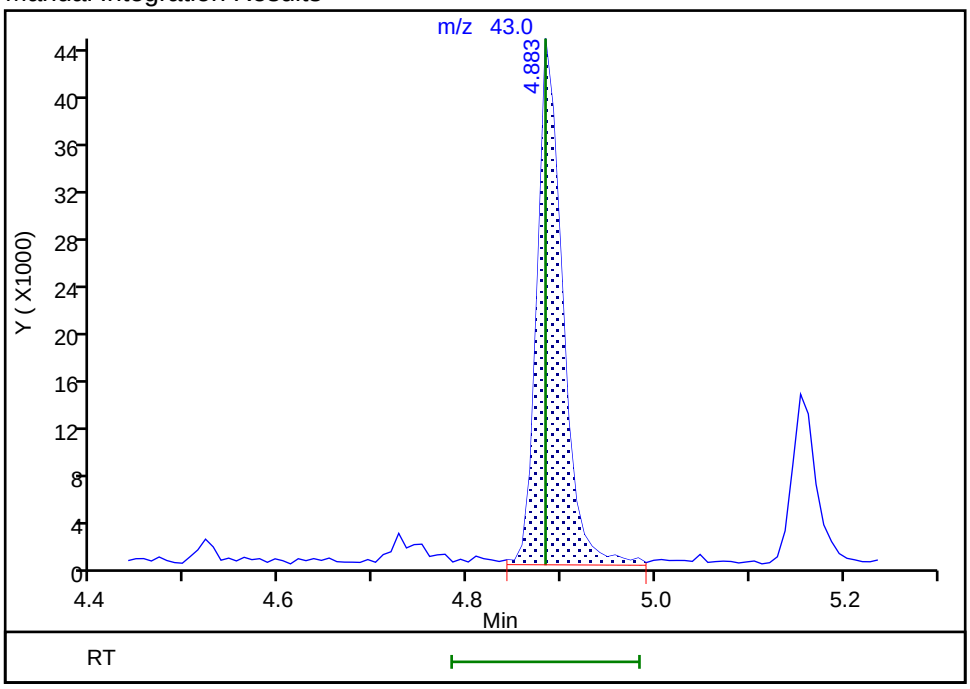

Reviewer: tupayachia, 07-Oct-2019 06:44:03
Audit Action: Assigned Compound ID Audit Reason: Baseline

Eurofins TestAmerica, Edison
Target Compound Quantitation Report

Data File: \\chromna\Edison\ChromData\CVOAMS5\20191003-98633.b\E04158.D
Lims ID: BFB
Client ID:
Sample Type: BFB
Inject. Date: 03-Oct-2019 05:57:30 ALS Bottle#: 99 Worklist Smp#: 1
Injection Vol: 5.0 mL Dil. Factor: 1.0000
Sample Info: BFB
Misc. Info.: 460-0098633-001
Operator ID: Instrument ID: CVOAMS5

Method: \\chromna\Edison\ChromData\CVOAMS5\20191003-98633.b\8260W_5.m
Limit Group: VOA - 8260C Water and Solid
Last Update: 03-Oct-2019 11:53:48 Calib Date: 03-Oct-2019 10:02:30
Integrator: RTE ID Type: Deconvolution ID
Quant Method: Internal Standard Quant By: Initial Calibration
Last ICal File: \\chromna\Edison\ChromData\CVOAMS5\20191003-98633.b\E04166.D

Column 1 : Rtx-VMS (0.18 mm) Det: MS SCAN
Process Host: CTX0311

First Level Reviewer: delpolitov Date: 03-Oct-2019 11:28:07

Compound	Sig	RT (min.)	Exp RT (min.)	Dlt RT (min.)	Q	Response	Cal Amt ug/l	OnCol Amt ug/l	Flags
$ 143 BFB	95	2.537	2.537	0.000	92	9147	NR	NR	

QC Flag Legend

Processing Flags
NR - Missing Quant Standard

Reagents:

BFB_00021 Amount Added: 1.00 Units: uL

MS Tune Report

Eurofins TestAmerica, Edison

Data File: \\chromna\Edison\ChromData\CVOAMS5\20191003-98633.b\E04158.D
Injection Date: 03-Oct-2019 05:57:30 Instrument ID: CVOAMS5
Lims ID: BFB
Client ID:
Operator ID: ALS Bottle#: 99 Worklist Smp#: 1
Injection Vol: 5.0 mL Dil. Factor: 1.0000
Method: 8260W_5 Limit Group: VOA - 8260C Water and Solid
Tune Method: BFB Method 8260

$ 143 BFB

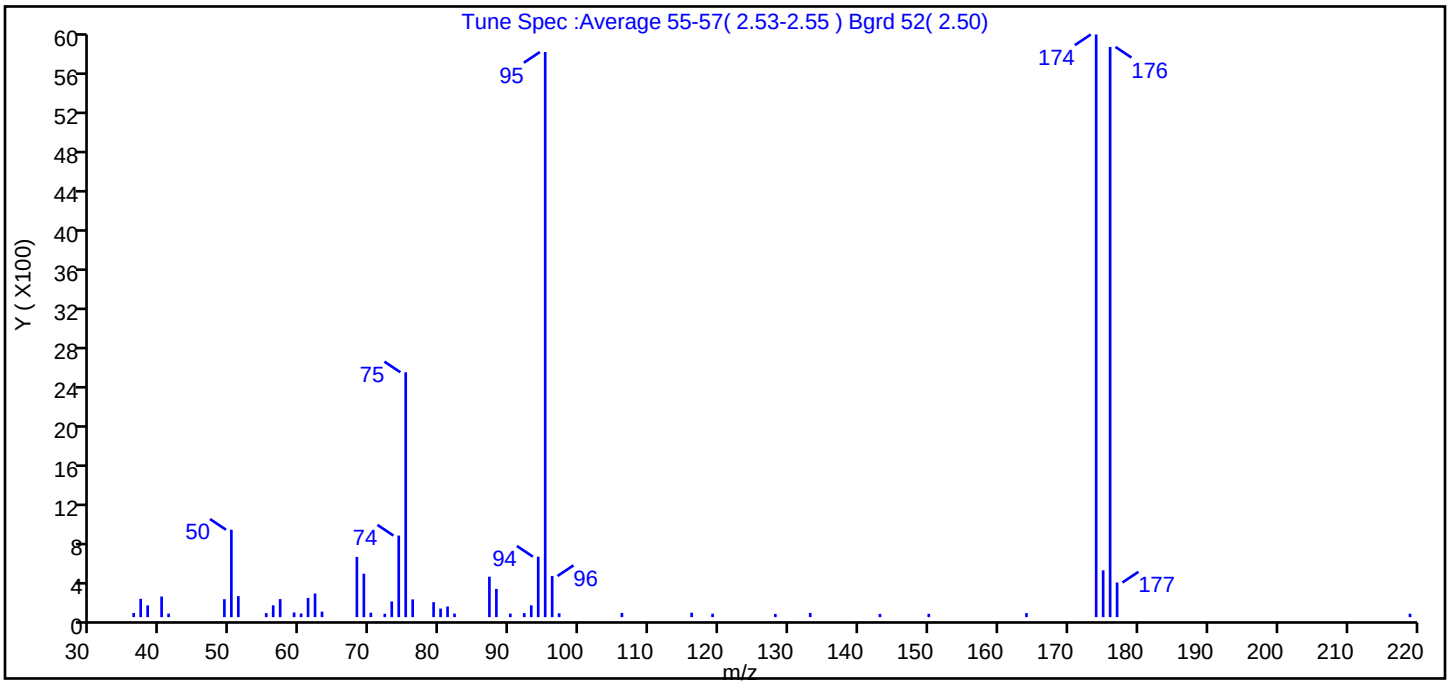

m/z	Ion Abundance Criteria	% Relative Abundance
95	Base peak, 100% relative abundance	100.0
50	15 to 40% of m/z 95	15.5
75	30 to 60% of m/z 95	43.3
96	5 to 9% of m/z 95	7.3
173	Less than 2% of m/z 174	0.0 (0.0)
174	50 to 120% of m/z 95	103.1
175	5 to 9% of m/z 174	8.3 (8.0)
176	Greater than 95% but less than 101% of m/z 174	100.9 (97.9)
177	5 to 9% of m/z 176	6.1 (6.1)

Data File: \\chromna\Edison\ChromData\CVOAMS5\20191003-98633.b\E04158.D\8260W_5.rslt\spectra.d
Injection Date: 03-Oct-2019 05:57:30
Spectrum: Tune Spec :Average 55-57(2.53-2.55) Bgrd 52(2.50)
Base Peak: 174.00
Minimum % Base Peak: 0
Number of Points: 50

m/z	Y	m/z	Y	m/z	Y	m/z	Y
36.00	42	61.00	195	81.00	108	119.00	35
37.00	186	62.00	240	82.00	36	128.00	33
38.00	119	63.00	56	87.00	410	133.00	43
40.00	209	68.00	610	88.00	286	143.00	33
41.00	36	69.00	440	90.00	36	150.00	34
49.00	182	70.00	45	92.00	41	164.00	41
50.00	886	72.00	34	93.00	120	174.00	5906
51.00	213	73.00	159	94.00	613	175.00	475
55.00	41	74.00	827	95.00	5728	176.00	5780
56.00	120	75.00	2482	96.00	417	177.00	351
57.00	183	76.00	180	97.00	39	219.00	35
59.00	47	79.00	152	106.00	43		
60.00	37	80.00	87	116.00	45		

Eurofins TestAmerica, Edison
Target Compound Quantitation Report

Data File: \\chromna\Edison\ChromData\CVOAMS5\20191006-98848.b\E04283.D
Lims ID: BFB
Client ID:
Sample Type: BFB
Inject. Date: 06-Oct-2019 16:34:30 ALS Bottle#: 99 Worklist Smp#: 1
Injection Vol: 5.0 mL Dil. Factor: 1.0000
Sample Info: BFB
Misc. Info.: 460-0098848-001
Operator ID: Instrument ID: CVOAMS5

Method: \\chromna\Edison\ChromData\CVOAMS5\20191006-98848.b\8260W_5.m
Limit Group: VOA - 8260C Water and Solid
Last Update: 06-Oct-2019 22:25:26 Calib Date: 03-Oct-2019 10:02:30
Integrator: RTE ID Type: Deconvolution ID
Quant Method: Internal Standard Quant By: Initial Calibration
Last ICal File: \\chromna\Edison\ChromData\CVOAMS5\20191003-98633.b\E04166.D

Column 1 : Rtx-VMS (0.18 mm) Det: MS SCAN
Process Host: CTX0309

First Level Reviewer: parekhv Date: 06-Oct-2019 16:43:02

Compound	Sig	RT (min.)	Exp RT (min.)	Dlt RT (min.)	Q	Response	Cal Amt ug/l	OnCol Amt ug/l	Flags
$ 143 BFB	95	2.512	2.512	0.000	98	143824	NR	NR	a

QC Flag Legend

Processing Flags
NR - Missing Quant Standard
Review Flags
a - User Assigned ID

Reagents:

BFB_00021 Amount Added: 1.00 Units: uL

MS Tune Report

Eurofins TestAmerica, Edison

Data File: \\chromna\Edison\ChromData\CVOAMS5\20191006-98848.b\E04283.D
Injection Date: 06-Oct-2019 16:34:30 Instrument ID: CVOAMS5
Lims ID: BFB
Client ID:
Operator ID: ALS Bottle#: 99 Worklist Smp#: 1
Injection Vol: 5.0 mL Dil. Factor: 1.0000
Method: 8260W_5 Limit Group: VOA - 8260C Water and Solid
Tune Method: BFB Method 8260

$ 143 BFB

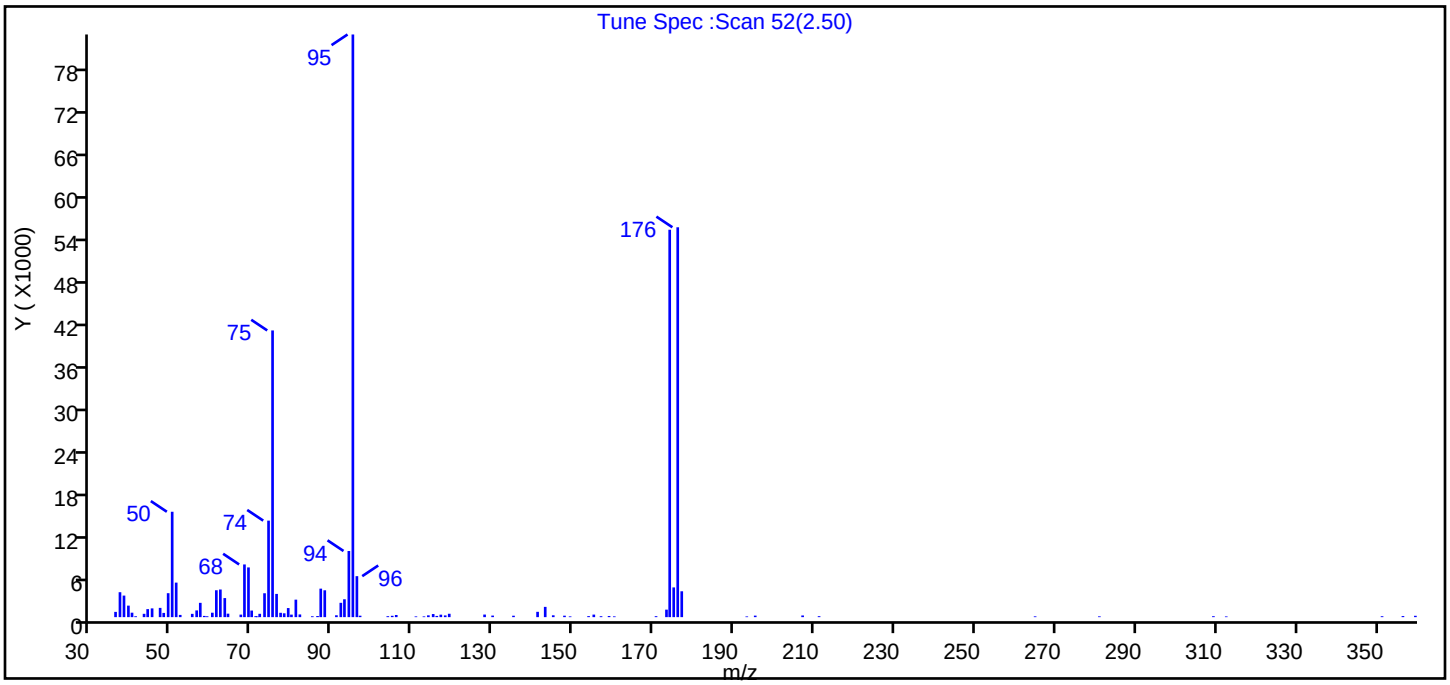

m/z	Ion Abundance Criteria	% Relative Abundance
95	Base peak, 100% relative abundance	100.0
50	15 to 40% of m/z 95	18.1
75	30 to 60% of m/z 95	49.2
96	5 to 9% of m/z 95	7.0
173	Less than 2% of m/z 174	1.3 (1.9)
174	50 to 120% of m/z 95	66.5
175	5 to 9% of m/z 174	5.1 (7.7)
176	Greater than 95% but less than 101% of m/z 174	66.9 (100.6)
177	5 to 9% of m/z 176	4.4 (6.6)

Data File: \\chromna\Edison\ChromData\CVOAMS5\20191006-98848.b\E04283.D\8260W_5.rslt\spectra.d
Injection Date: 06-Oct-2019 16:34:30
Spectrum: Tune Spec :Scan 52(2.50)
Base Peak: 95.00
Minimum % Base Peak: 0
Number of Points: 94

m/z	Y	m/z	Y	m/z	Y	m/z	Y
35.90	741	63.90	489	92.90	2516	153.70	142
37.00	3509	67.10	356	94.00	9310	155.00	359
38.00	3034	68.00	7417	95.00	82008	156.80	129
39.10	1621	69.00	6998	96.00	5768	158.80	156
40.00	627	69.80	928	96.80	203	160.10	107
40.90	124	70.80	141	103.70	133	170.50	135
43.00	468	71.20	101	104.80	190	173.10	1055
43.90	1130	71.80	470	105.80	303	173.90	54528
45.00	1233	73.00	3362	110.70	103	174.90	4184
47.00	1304	74.00	13584	112.70	104	175.90	54872
47.90	595	75.00	40352	113.80	255	176.90	3641
49.00	3372	76.00	3269	115.00	437	193.10	101
50.00	14833	77.00	611	115.90	172	195.20	213
51.00	4860	77.90	540	116.90	348	207.00	236
52.00	314	78.90	1279	118.00	244	211.10	134
55.00	464	79.70	355	119.00	476	264.90	110
56.10	947	80.80	2462	127.80	364	280.90	111
57.00	2013	81.80	380	129.80	220	309.30	130
58.00	173	84.90	122	135.00	201	312.50	101
58.70	122	86.20	155	141.00	749	351.30	128
60.00	624	87.00	4011	142.90	1445	356.50	152
61.00	3785	88.00	3780	144.90	260	359.60	191
62.00	3890	90.90	264	147.70	206		
63.10	2683	92.00	2016	149.10	104		

Eurofins TestAmerica, Edison
Target Compound Quantitation Report

Data File:	\\chromna\Edison\ChromData\CVOAMS5\20191007-98868.b\E04310.D				
Lims ID:	BFB				
Client ID:					
Sample Type:	BFB				
Inject. Date:	07-Oct-2019 05:42:30	ALS Bottle#:	99	Worklist Smp#:	1
Injection Vol:	5.0 mL	Dil. Factor:	1.0000		
Sample Info:	BFB				
Misc. Info.:	460-0098868-001				
Operator ID:		Instrument ID:	CVOAMS5		
Method:	\\chromna\Edison\ChromData\CVOAMS5\20191007-98868.b\8260W_5.m				
Limit Group:	VOA - 8260C Water and Solid				
Last Update:	07-Oct-2019 16:37:45	Calib Date:	03-Oct-2019 10:02:30		
Integrator:	RTE	ID Type:	Deconvolution ID		
Quant Method:	Internal Standard	Quant By:	Initial Calibration		
Last ICal File:	\\chromna\Edison\ChromData\CVOAMS5\20191003-98633.b\E04166.D				
Column 1 :	Rtx-VMS (0.18 mm)		Det: MS SCAN		
Process Host:	CTX0308				
First Level Reviewer: tupayachia		Date:	07-Oct-2019 05:50:11		

Compound	Sig	RT (min.)	Exp RT (min.)	Dlt RT (min.)	Q	Response	Cal Amt ug/l	OnCol Amt ug/l	Flags
$ 143 BFB	95	2.537	2.537	0.000	94	31271	NR	NR	

QC Flag Legend

Processing Flags

NR - Missing Quant Standard

Reagents:

BFB_00021 Amount Added: 1.00 Units: uL

MS Tune Report

Eurofins TestAmerica, Edison

Data File: \\chromna\Edison\ChromData\CVOAMS5\20191007-98868.b\E04310.D
Injection Date: 07-Oct-2019 05:42:30 Instrument ID: CVOAMS5
Lims ID: BFB
Client ID:
Operator ID: ALS Bottle#: 99 Worklist Smp#: 1
Injection Vol: 5.0 mL Dil. Factor: 1.0000
Method: 8260W_5 Limit Group: VOA - 8260C Water and Solid
Tune Method: BFB Method 8260

$ 143 BFB

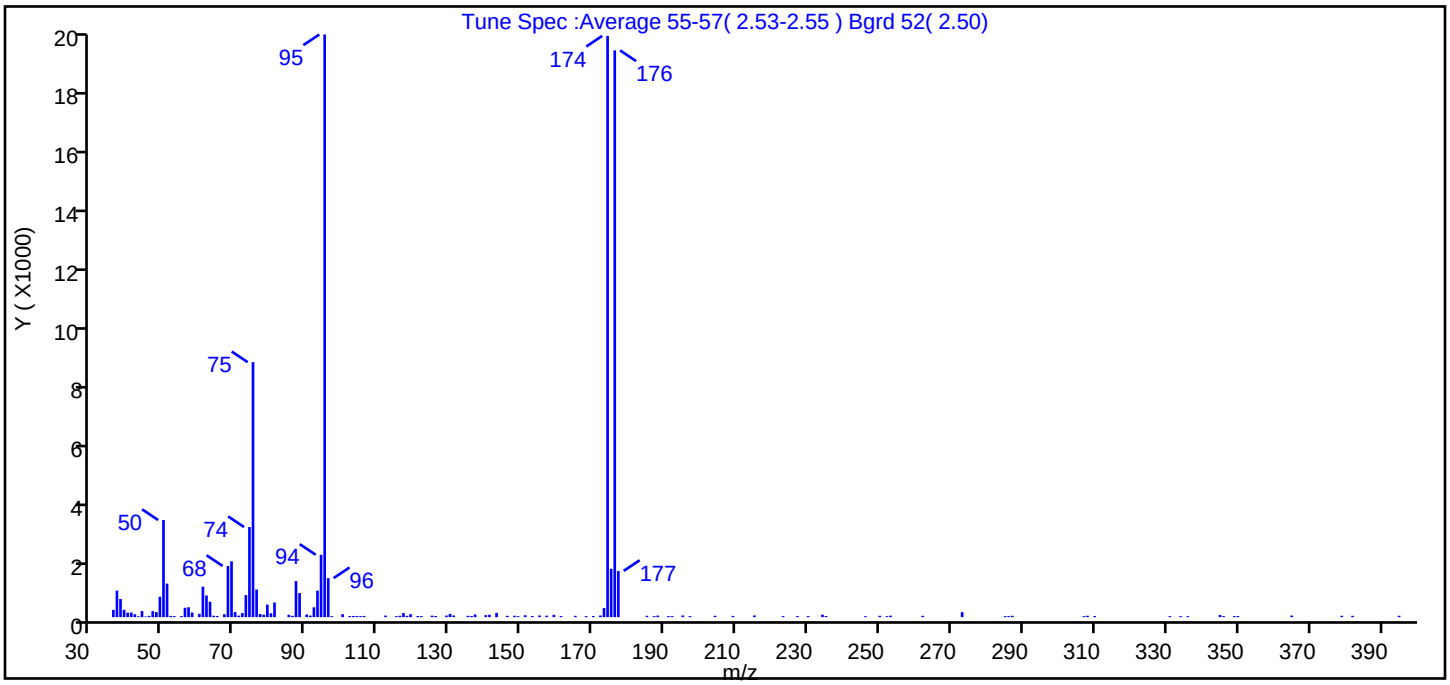

m/z	Ion Abundance Criteria	% Relative Abundance
95	Base peak, 100% relative abundance	100.0
50	15 to 40% of m/z 95	16.7
75	30 to 60% of m/z 95	43.8
96	5 to 9% of m/z 95	6.7
173	Less than 2% of m/z 174	1.6 (1.6)
174	50 to 120% of m/z 95	99.8
175	5 to 9% of m/z 174	8.3 (8.3)
176	Greater than 95% but less than 101% of m/z 174	97.3 (97.5)
177	5 to 9% of m/z 176	7.9 (8.2)

Data File: \\chromna\Edison\ChromData\CVOAMS5\20191007-98868.b\E04310.D\8260W_5.rslt\spectra.d
Injection Date: 07-Oct-2019 05:42:30
Spectrum: Tune Spec :Average 55-57(2.53-2.55) Bgrd 52(2.50)
Base Peak: 95.00
Minimum % Base Peak: 0
Number of Points: 136

m/z	Y	m/z	Y	m/z	Y	m/z	Y
36.00	248	73.00	753	122.00	35	192.00	35
37.00	906	74.00	3075	125.00	51	195.00	58
38.00	619	75.00	8703	126.00	39	197.00	37
39.00	252	76.00	942	129.00	55	204.00	47
40.00	153	77.00	107	130.00	110	209.00	43
41.00	160	78.00	85	131.00	57	215.00	59
42.00	98	79.00	428	135.00	46	223.00	36
43.00	28	80.00	132	136.00	40	227.00	37
44.00	208	81.00	501	137.00	93	230.00	38
45.00	21	85.00	81	140.00	69	234.00	85
46.00	44	86.00	45	141.00	81	235.00	40
47.00	204	87.00	1230	143.00	147	246.00	34
48.00	172	88.00	822	146.00	47	250.00	47
49.00	695	90.00	90	148.00	48	252.00	33
50.00	3314	91.00	53	149.00	33	253.00	51
51.00	1144	92.00	336	151.00	64	262.00	46
52.00	44	93.00	903	153.00	37	273.00	172
53.00	37	94.00	2128	155.00	57	285.00	35
55.00	36	95.00	19888	157.00	51	286.00	35
56.00	320	96.00	1332	159.00	78	287.00	47
57.00	338	97.00	34	161.00	37	307.00	36
58.00	159	100.00	100	165.00	46	308.00	49
60.00	112	102.00	37	168.00	37	310.00	38
61.00	1041	103.00	40	170.00	38	331.00	35
62.00	739	104.00	41	172.00	55	334.00	34
63.00	525	105.00	35	173.00	311	336.00	33
64.00	48	106.00	42	174.00	19840	345.00	73
65.00	38	112.00	53	175.00	1651	346.00	35
67.00	99	115.00	35	176.00	19344	349.00	35
68.00	1747	116.00	47	177.00	1578	350.00	37
69.00	1907	117.00	138	185.00	46	365.00	54
70.00	173	118.00	46	187.00	35	379.00	48
71.00	51	119.00	103	188.00	53	382.00	46

Report Date: 07-Oct-2019 16:37:45 Chrom Revision: 2.3 17-Sep-2019 16:19:08
Data File: \\chromna\Edison\ChromData\CVOAMS5\20191007-98868.b\E04310.D\8260W_5.rslt\spectra.d
Injection Date: 07-Oct-2019 05:42:30
Spectrum: Tune Spec :Average 55-57(2.53-2.55) Bgrd 52(2.50)
Base Peak: 95.00
Minimum % Base Peak: 0
Number of Points: 136

m/z	Y	m/z	Y	m/z	Y	m/z	Y
72.00	138	121.00	40	191.00	37	395.00	47

FORM I
GC/MS VOA ORGANICS ANALYSIS DATA SHEET

Lab Name: Eurofins TestAmerica, Edison Job No.: 460-192524-1

SDG No.:

Client Sample ID: Lab Sample ID: MB 460-645002/9

Matrix: Water Lab File ID: E04291.D

Analysis Method: 8260C Date Collected:

Sample wt/vol: 5(mL) Date Analyzed: 10/06/2019 20:15

Soil Aliquot Vol: Dilution Factor: 1

Soil Extract Vol.: GC Column: Rtx-VMS ID: 0.18(mm)

% Moisture: Level: (low/med) Low

Analysis Batch No.: 645002 Units: ug/L

CAS NO.	COMPOUND NAME	RESULT	Q	RL	MDL
71-55-6	1,1,1-Trichloroethane	0.24	U	1.0	0.24
79-34-5	1,1,2,2-Tetrachloroethane	0.37	U	1.0	0.37
79-00-5	1,1,2-Trichloroethane	0.43	U	1.0	0.43
75-34-3	1,1-Dichloroethane	0.26	U	1.0	0.26
75-35-4	1,1-Dichloroethene	0.26	U	1.0	0.26
107-06-2	1,2-Dichloroethane	0.43	U	1.0	0.43
78-87-5	1,2-Dichloropropane	0.35	U	1.0	0.35
123-91-1	1,4-Dioxane	28	U	50	28
78-93-3	2-Butanone	1.9	U	5.0	1.9
591-78-6	2-Hexanone	1.1	U	5.0	1.1
108-10-1	4-Methyl-2-pentanone	1.3	U	5.0	1.3
67-64-1	Acetone	4.4	U	5.0	4.4
71-43-2	Benzene	0.20	U	1.0	0.20
75-27-4	Bromodichloromethane	0.34	U	1.0	0.34
75-25-2	Bromoform	0.54	U	1.0	0.54
74-83-9	Bromomethane	0.55	U	1.0	0.55
75-15-0	Carbon disulfide	0.82	U	1.0	0.82
56-23-5	Carbon tetrachloride	0.21	U	1.0	0.21
108-90-7	Chlorobenzene	0.38	U	1.0	0.38
75-00-3	Chloroethane	0.32	U	1.0	0.32
67-66-3	Chloroform	0.33	U	1.0	0.33
74-87-3	Chloromethane	0.40	U	1.0	0.40
156-59-2	cis-1,2-Dichloroethene	0.22	U	1.0	0.22
10061-01-5	cis-1,3-Dichloropropene	0.22	U	1.0	0.22
124-48-1	Dibromochloromethane	0.28	U	1.0	0.28
100-41-4	Ethylbenzene	0.30	U	1.0	0.30
75-09-2	Methylene Chloride	0.32	U	1.0	0.32
100-42-5	Styrene	0.42	U	1.0	0.42
127-18-4	Tetrachloroethene	0.25	U	1.0	0.25
108-88-3	Toluene	0.38	U	1.0	0.38
156-60-5	trans-1,2-Dichloroethene	0.24	U	1.0	0.24
10061-02-6	trans-1,3-Dichloropropene	0.49	U	1.0	0.49
79-01-6	Trichloroethene	0.31	U	1.0	0.31
75-01-4	Vinyl chloride	0.17	U	1.0	0.17
1330-20-7	Xylenes, Total	0.65	U	2.0	0.65

FORM I
GC/MS VOA ORGANICS ANALYSIS DATA SHEET

Lab Name: Eurofins TestAmerica, Edison Job No.: 460-192524-1

SDG No.:

Client Sample ID: Lab Sample ID: MB 460-645002/9

Matrix: Water Lab File ID: E04291.D

Analysis Method: 8260C Date Collected:

Sample wt/vol: 5(mL) Date Analyzed: 10/06/2019 20:15

Soil Aliquot Vol: Dilution Factor: 1

Soil Extract Vol.: GC Column: Rtx-VMS ID: 0.18(mm)

% Moisture: Level: (low/med) Low

Analysis Batch No.: 645002 Units: ug/L

CAS NO.	SURROGATE	%REC	Q	LIMITS
17060-07-0	1,2-Dichloroethane-d4 (Surr)	105		74-132
460-00-4	Bromofluorobenzene	87		77-124
1868-53-7	Dibromofluoromethane (Surr)	101		72-131
2037-26-5	Toluene-d8 (Surr)	95		80-120

FORM I
GC/MS VOA ORGANICS ANALYSIS DATA SHEET
TENTATIVELY IDENTIFIED COMPOUNDS

Lab Name: Eurofins TestAmerica, Edison Job No.: 460-192524-1

SDG No.:

Client Sample ID: Lab Sample ID: MB 460-645002/9

Matrix: Water Lab File ID: E04291.D

Analysis Method: 8260C Date Collected:

Sample wt/vol: 5(mL) Date Analyzed: 10/06/2019 20:15

Soil Aliquot Vol: Dilution Factor: 1

Soil Extract Vol.: GC Column: Rtx-VMS ID: 0.18(mm)

% Moisture: Level: (low/med) Low

Analysis Batch No.: 645002 Units: ug/L

Number TICs Found: 0 TIC Result Total: 0

CAS NO.	COMPOUND NAME	RT	RESULT	Q	MATCH QUALITY
	Tentatively Identified Compound		None		

Eurofins TestAmerica, Edison
Target Compound Quantitation Report

Data File: \\chromna\Edison\ChromData\CVOAMS5\20191006-98848.b\E04291.D
Lims ID: MB
Client ID:
Sample Type: MB
Inject. Date: 06-Oct-2019 20:15:30 ALS Bottle#: 8 Worklist Smp#: 9
Purge Vol: 5.000 mL Dil. Factor: 1.0000
Sample Info: MB
Misc. Info.: 460-0098848-009
Operator ID: Instrument ID: CVOAMS5

Method: \\chromna\Edison\ChromData\CVOAMS5\20191006-98848.b\8260W_5.m
Limit Group: VOA - 8260C Water and Solid
Last Update: 06-Oct-2019 22:24:41 Calib Date: 03-Oct-2019 10:02:30
Integrator: RTE ID Type: RT Order ID
Quant Method: Internal Standard Quant By: Initial Calibration
Last ICal File: \\chromna\Edison\ChromData\CVOAMS5\20191003-98633.b\E04166.D

Column 1 : Rtx-VMS (0.18 mm) Det: MS SCAN
Process Host: CTX0309

First Level Reviewer: parekhv Date: 06-Oct-2019 22:24:41

Compound	Sig	RT (min.)	Exp RT (min.)	Dlt RT (min.)	Q	Response	Cal Amt ug/l	OnCol Amt ug/l	Flags
* 33 TBA-d9 (IS)	65	2.143	2.175	-0.033	99	275293	1000.0	1000.0	
$ 51 Dibromofluoromethane (Surr	113	3.155	3.155	0.000	98	180523	50.0	50.4	
* 53 2-Butanone-d5	46	3.229	3.237	-0.008	100	275266	250.0	250.0	
$ 61 1,2-Dichloroethane-d4 (Sur	65	3.574	3.574	0.000	95	179776	50.0	52.7	
* 66 Fluorobenzene	96	3.813	3.813	0.000	99	578588	50.0	50.0	
* 76 1,4-Dioxane-d8	96	4.727	4.735	-0.008	97	32715	1000.0	1000.0	
$ 82 Toluene-d8 (Surr)	98	5.385	5.385	0.000	100	625181	50.0	47.5	
* 96 Chlorobenzene-d5	117	7.294	7.294	0.000	84	460433	50.0	50.0	
$ 107 4-Bromofluorobenzene	174	9.080	9.080	0.000	0	166851	50.0	43.5	
* 123 1,4-Dichlorobenzene-d4	152	10.858	10.849	0.009	93	188676	50.0	50.0	
136 Naphthalene	128	12.989	12.989	0.000	98	2445		0.5513	

Reagents:

8260ISNEW_00135 Amount Added: 1.00 Units: uL Run Reagent
8260SURR250_00201 Amount Added: 1.00 Units: uL Run Reagent

Report Date: 06-Oct-2019 22:24:41 Chrom Revision: 2.3 17-Sep-2019 16:19:08

Eurofins TestAmerica, Edison

Data File: \\chromna\Edison\ChromData\CVOAMS5\20191006-98848.b\E04291.D

Injection Date: 06-Oct-2019 20:15:30 Instrument ID: CVOAMS5 Operator ID:

Lims ID: MB Worklist Smp#: 9

Client ID:

Purge Vol: 5.000 mL Dil. Factor: 1.0000 ALS Bottle#: 8

Method: 8260W_5 Limit Group: VOA - 8260C Water and Solid

Column: Rtx-VMS (0.18 mm)

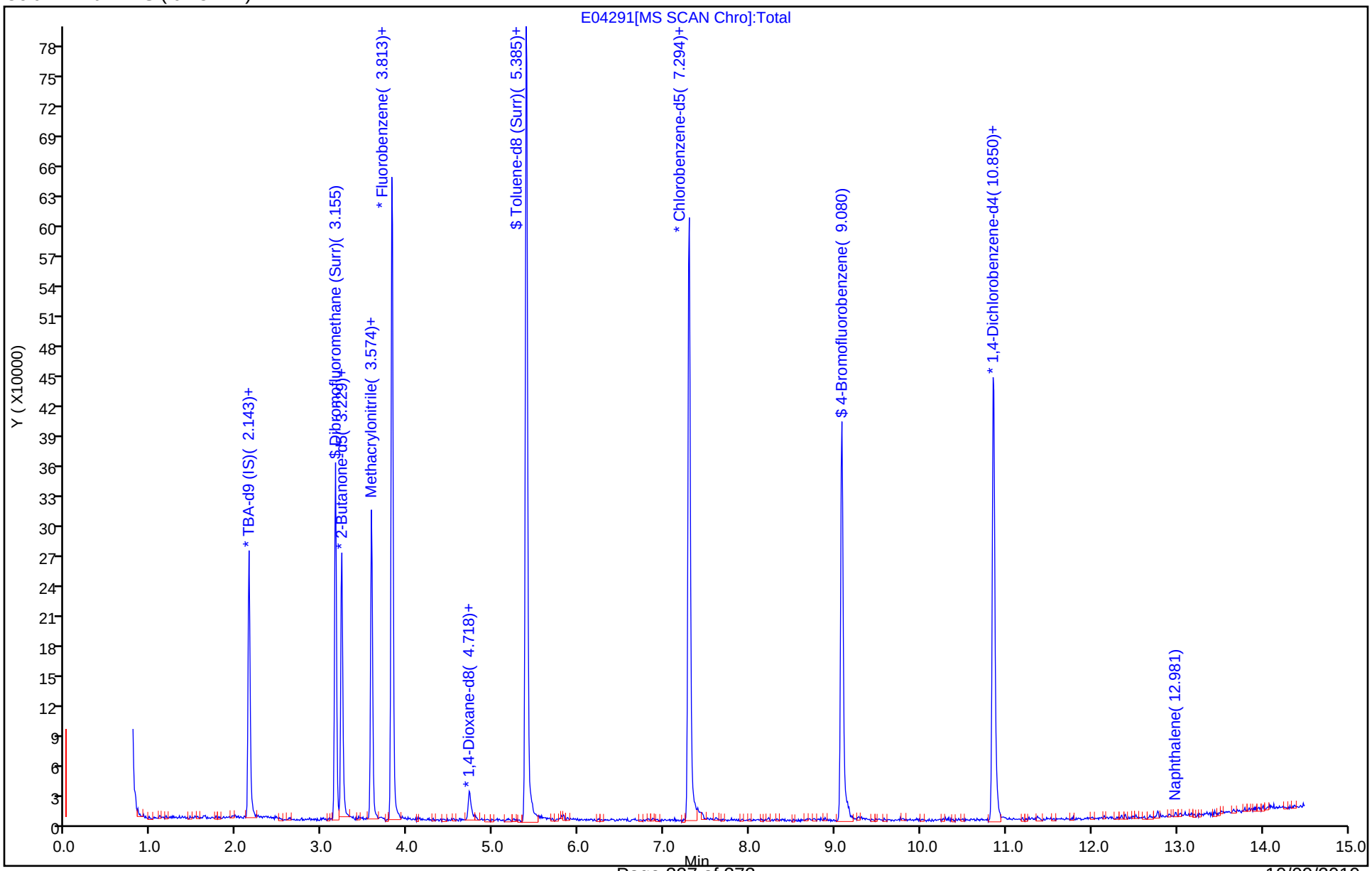

FORM I
GC/MS VOA ORGANICS ANALYSIS DATA SHEET

Lab Name: Eurofins TestAmerica, Edison Job No.: 460-192524-1

SDG No.:

Client Sample ID: Lab Sample ID: MB 460-645075/9

Matrix: Water Lab File ID: E04318.D

Analysis Method: 8260C Date Collected:

Sample wt/vol: 5(mL) Date Analyzed: 10/07/2019 09:20

Soil Aliquot Vol: Dilution Factor: 1

Soil Extract Vol.: GC Column: Rtx-VMS ID: 0.18(mm)

% Moisture: Level: (low/med) Low

Analysis Batch No.: 645075 Units: ug/L

CAS NO.	COMPOUND NAME	RESULT	Q	RL	MDL
71-55-6	1,1,1-Trichloroethane	0.24	U	1.0	0.24
79-34-5	1,1,2,2-Tetrachloroethane	0.37	U	1.0	0.37
79-00-5	1,1,2-Trichloroethane	0.43	U	1.0	0.43
75-34-3	1,1-Dichloroethane	0.26	U	1.0	0.26
75-35-4	1,1-Dichloroethene	0.26	U	1.0	0.26
107-06-2	1,2-Dichloroethane	0.43	U	1.0	0.43
78-87-5	1,2-Dichloropropane	0.35	U	1.0	0.35
123-91-1	1,4-Dioxane	28	U	50	28
78-93-3	2-Butanone	1.9	U	5.0	1.9
591-78-6	2-Hexanone	1.1	U	5.0	1.1
108-10-1	4-Methyl-2-pentanone	1.3	U	5.0	1.3
67-64-1	Acetone	4.4	U	5.0	4.4
71-43-2	Benzene	0.20	U	1.0	0.20
75-27-4	Bromodichloromethane	0.34	U	1.0	0.34
75-25-2	Bromoform	0.54	U	1.0	0.54
74-83-9	Bromomethane	0.55	U	1.0	0.55
75-15-0	Carbon disulfide	0.82	U	1.0	0.82
56-23-5	Carbon tetrachloride	0.21	U	1.0	0.21
108-90-7	Chlorobenzene	0.38	U	1.0	0.38
75-00-3	Chloroethane	0.32	U	1.0	0.32
67-66-3	Chloroform	0.33	U	1.0	0.33
74-87-3	Chloromethane	0.40	U	1.0	0.40
156-59-2	cis-1,2-Dichloroethene	0.22	U	1.0	0.22
10061-01-5	cis-1,3-Dichloropropene	0.22	U	1.0	0.22
124-48-1	Dibromochloromethane	0.28	U	1.0	0.28
100-41-4	Ethylbenzene	0.30	U	1.0	0.30
75-09-2	Methylene Chloride	0.32	U	1.0	0.32
100-42-5	Styrene	0.42	U	1.0	0.42
127-18-4	Tetrachloroethene	0.25	U	1.0	0.25
108-88-3	Toluene	0.38	U	1.0	0.38
156-60-5	trans-1,2-Dichloroethene	0.24	U	1.0	0.24
10061-02-6	trans-1,3-Dichloropropene	0.49	U	1.0	0.49
79-01-6	Trichloroethene	0.31	U	1.0	0.31
75-01-4	Vinyl chloride	0.17	U	1.0	0.17
1330-20-7	Xylenes, Total	0.65	U	2.0	0.65

FORM I
GC/MS VOA ORGANICS ANALYSIS DATA SHEET

Lab Name: Eurofins TestAmerica, Edison Job No.: 460-192524-1

SDG No.:

Client Sample ID: Lab Sample ID: MB 460-645075/9

Matrix: Water Lab File ID: E04318.D

Analysis Method: 8260C Date Collected:

Sample wt/vol: 5(mL) Date Analyzed: 10/07/2019 09:20

Soil Aliquot Vol: Dilution Factor: 1

Soil Extract Vol.: GC Column: Rtx-VMS ID: 0.18(mm)

% Moisture: Level: (low/med) Low

Analysis Batch No.: 645075 Units: ug/L

CAS NO.	SURROGATE	%REC	Q	LIMITS
17060-07-0	1,2-Dichloroethane-d4 (Surr)	108		74-132
460-00-4	Bromofluorobenzene	87		77-124
1868-53-7	Dibromofluoromethane (Surr)	104		72-131
2037-26-5	Toluene-d8 (Surr)	94		80-120

FORM I
GC/MS VOA ORGANICS ANALYSIS DATA SHEET
TENTATIVELY IDENTIFIED COMPOUNDS

Lab Name: Eurofins TestAmerica, Edison Job No.: 460-192524-1

SDG No.:

Client Sample ID: Lab Sample ID: MB 460-645075/9

Matrix: Water Lab File ID: E04318.D

Analysis Method: 8260C Date Collected:

Sample wt/vol: 5(mL) Date Analyzed: 10/07/2019 09:20

Soil Aliquot Vol: Dilution Factor: 1

Soil Extract Vol.: GC Column: Rtx-VMS ID: 0.18(mm)

% Moisture: Level: (low/med) Low

Analysis Batch No.: 645075 Units: ug/L

Number TICs Found: 0 TIC Result Total: 0

CAS NO.	COMPOUND NAME	RT	RESULT	Q	MATCH QUALITY
	Tentatively Identified Compound		None		

Eurofins TestAmerica, Edison
Target Compound Quantitation Report

Data File: \\chromna\Edison\ChromData\CVOAMS5\20191007-98868.b\E04318.D
Lims ID: MB
Client ID:
Sample Type: MB
Inject. Date: 07-Oct-2019 09:20:30 ALS Bottle#: 8 Worklist Smp#: 9
Purge Vol: 5.000 mL Dil. Factor: 1.0000
Sample Info: MB
Misc. Info.: 460-0098868-009
Operator ID: Instrument ID: CVOAMS5

Method: \\chromna\Edison\ChromData\CVOAMS5\20191007-98868.b\8260W_5.m
Limit Group: VOA - 8260C Water and Solid
Last Update: 07-Oct-2019 16:37:47 Calib Date: 03-Oct-2019 10:02:30
Integrator: RTE ID Type: Deconvolution ID
Quant Method: Internal Standard Quant By: Initial Calibration
Last ICal File: \\chromna\Edison\ChromData\CVOAMS5\20191003-98633.b\E04166.D

Column 1 : Rtx-VMS (0.18 mm) Det: MS SCAN
Process Host: CTX0308

First Level Reviewer: tupayachia Date: 07-Oct-2019 10:46:07

Compound	Sig	RT (min.)	Exp RT (min.)	Dlt RT (min.)	Q	Response	Cal Amt ug/l	OnCol Amt ug/l	Flags
* 33 TBA-d9 (IS)	65	2.142	2.142	0.000	100	239010	1000.0	1000.0	
$ 51 Dibromofluoromethane (Surr	113	3.155	3.155	0.000	98	181881	50.0	52.1	
* 53 2-Butanone-d5	46	3.229	3.229	0.000	100	245266	250.0	250.0	
$ 61 1,2-Dichloroethane-d4 (Sur	65	3.574	3.574	0.000	95	179523	50.0	54.0	
* 66 Fluorobenzene	96	3.813	3.813	0.000	99	564482	50.0	50.0	
* 76 1,4-Dioxane-d8	96	4.718	4.718	0.000	98	28253	1000.0	1000.0	
$ 82 Toluene-d8 (Surr)	98	5.385	5.385	0.000	100	603871	50.0	46.8	
* 96 Chlorobenzene-d5	117	7.294	7.294	0.000	83	451631	50.0	50.0	
$ 107 4-Bromofluorobenzene	174	9.080	9.080	0.000	0	162799	50.0	43.3	
* 123 1,4-Dichlorobenzene-d4	152	10.850	10.849	0.001	93	180462	50.0	50.0	
136 Naphthalene	128	12.981	12.981	0.000	95	2276		0.5366	

Reagents:

8260ISNEW_00135 Amount Added: 1.00 Units: uL Run Reagent
8260SURR250_00201 Amount Added: 1.00 Units: uL Run Reagent

Report Date: 07-Oct-2019 16:38:08 Chrom Revision: 2.3 17-Sep-2019 16:19:08

Eurofins TestAmerica, Edison

Data File: \\chromna\Edison\ChromData\CVOAMS5\20191007-98868.b\E04318.D

Injection Date: 07-Oct-2019 09:20:30 Instrument ID: CVOAMS5 Operator ID:

Lims ID: MB Worklist Smp#: 9

Client ID:

Purge Vol: 5.000 mL Dil. Factor: 1.0000 ALS Bottle#: 8

Method: 8260W_5 Limit Group: VOA - 8260C Water and Solid

Column: Rtx-VMS (0.18 mm)

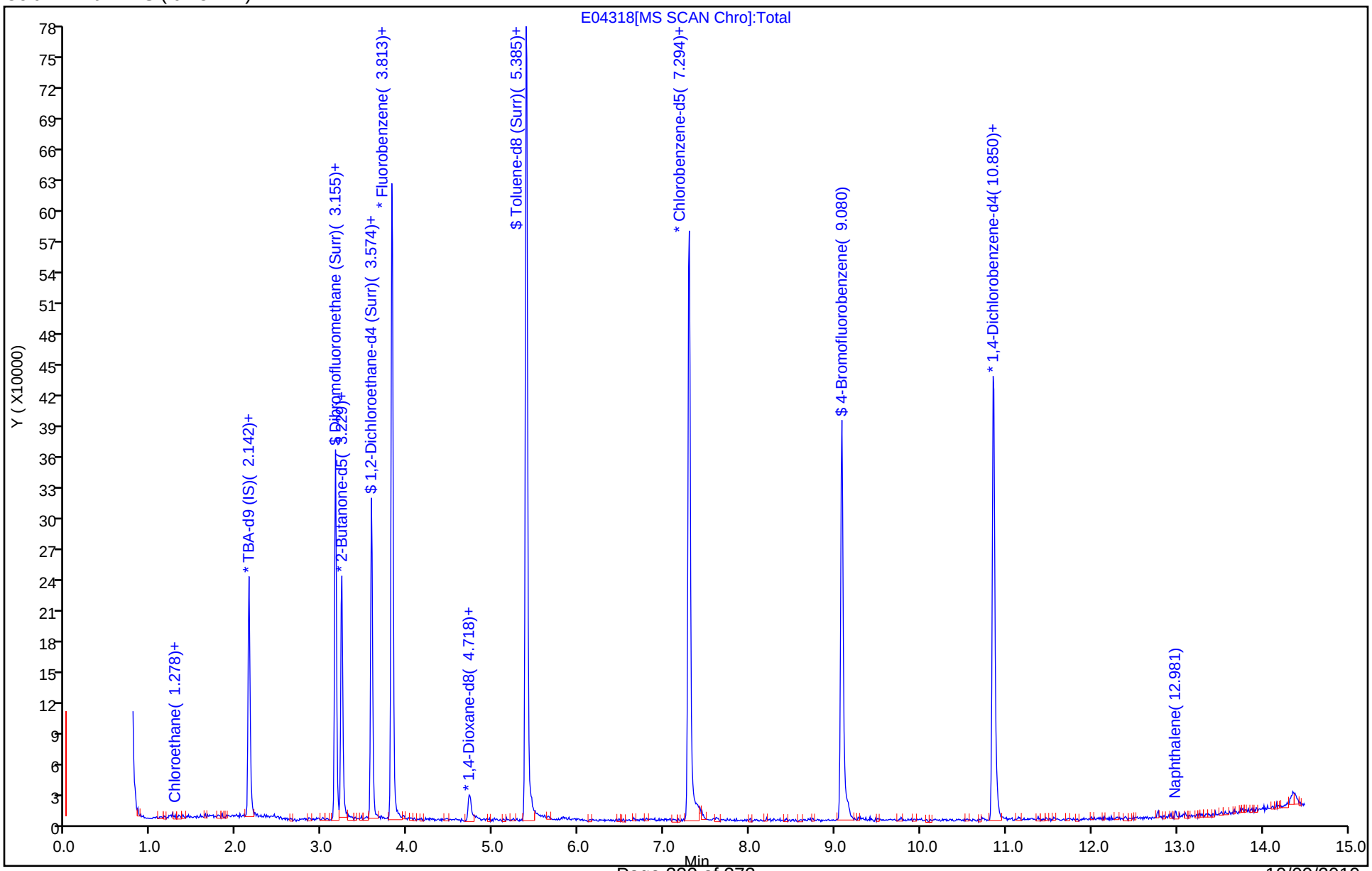

FORM I
GC/MS VOA ORGANICS ANALYSIS DATA SHEET

Lab Name: Eurofins TestAmerica, Edison Job No.: 460-192524-1

SDG No.:

Client Sample ID: Lab Sample ID: LCS 460-645002/3

Matrix: Water Lab File ID: E04285.D

Analysis Method: 8260C Date Collected:

Sample wt/vol: 5(mL) Date Analyzed: 10/06/2019 17:28

Soil Aliquot Vol: Dilution Factor: 1

Soil Extract Vol.: GC Column: Rtx-VMS ID: 0.18(mm)

% Moisture: Level: (low/med) Low

Analysis Batch No.: 645002 Units: ug/L

CAS NO.	COMPOUND NAME	RESULT	Q	RL	MDL
71-55-6	1,1,1-Trichloroethane	19.1		1.0	0.24
79-34-5	1,1,2,2-Tetrachloroethane	19.2		1.0	0.37
79-00-5	1,1,2-Trichloroethane	18.7		1.0	0.43
75-34-3	1,1-Dichloroethane	21.4		1.0	0.26
75-35-4	1,1-Dichloroethene	19.5		1.0	0.26
107-06-2	1,2-Dichloroethane	21.1		1.0	0.43
78-87-5	1,2-Dichloropropane	20.3		1.0	0.35
123-91-1	1,4-Dioxane	369		50	28
78-93-3	2-Butanone	92.9		5.0	1.9
591-78-6	2-Hexanone	102		5.0	1.1
108-10-1	4-Methyl-2-pentanone	101		5.0	1.3
67-64-1	Acetone	92.6		5.0	4.4
71-43-2	Benzene	18.6		1.0	0.20
75-27-4	Bromodichloromethane	20.2		1.0	0.34
75-25-2	Bromoform	16.5		1.0	0.54
74-83-9	Bromomethane	13.8		1.0	0.55
75-15-0	Carbon disulfide	19.7		1.0	0.82
56-23-5	Carbon tetrachloride	19.4		1.0	0.21
108-90-7	Chlorobenzene	18.9		1.0	0.38
75-00-3	Chloroethane	18.2		1.0	0.32
67-66-3	Chloroform	20.2		1.0	0.33
74-87-3	Chloromethane	18.1		1.0	0.40
156-59-2	cis-1,2-Dichloroethene	19.8		1.0	0.22
10061-01-5	cis-1,3-Dichloropropene	19.5		1.0	0.22
124-48-1	Dibromochloromethane	18.0		1.0	0.28
100-41-4	Ethylbenzene	18.7		1.0	0.30
75-09-2	Methylene Chloride	19.3		1.0	0.32
100-42-5	Styrene	20.5		1.0	0.42
127-18-4	Tetrachloroethene	18.7		1.0	0.25
108-88-3	Toluene	17.9		1.0	0.38
156-60-5	trans-1,2-Dichloroethene	19.4		1.0	0.24
10061-02-6	trans-1,3-Dichloropropene	19.4		1.0	0.49
79-01-6	Trichloroethene	18.8		1.0	0.31
75-01-4	Vinyl chloride	21.0		1.0	0.17
1330-20-7	Xylenes, Total	36.3		2.0	0.65

FORM I
GC/MS VOA ORGANICS ANALYSIS DATA SHEET

Lab Name: Eurofins TestAmerica, Edison Job No.: 460-192524-1

SDG No.:

Client Sample ID: Lab Sample ID: LCS 460-645002/3

Matrix: Water Lab File ID: E04285.D

Analysis Method: 8260C Date Collected:

Sample wt/vol: 5(mL) Date Analyzed: 10/06/2019 17:28

Soil Aliquot Vol: Dilution Factor: 1

Soil Extract Vol.: GC Column: Rtx-VMS ID: 0.18(mm)

% Moisture: Level: (low/med) Low

Analysis Batch No.: 645002 Units: ug/L

CAS NO.	SURROGATE	%REC	Q	LIMITS
17060-07-0	1,2-Dichloroethane-d4 (Surr)	105		74-132
460-00-4	Bromofluorobenzene	96		77-124
1868-53-7	Dibromofluoromethane (Surr)	103		72-131
2037-26-5	Toluene-d8 (Surr)	94		80-120

Eurofins TestAmerica, Edison
Target Compound Quantitation Report

Data File: \\chromna\Edison\ChromData\CVOAMS5\20191006-98848.b\E04285.D
Lims ID: LCS
Client ID:
Sample Type: LCS
Inject. Date: 06-Oct-2019 17:28:30 ALS Bottle#: 2 Worklist Smp#: 3
Purge Vol: 5.000 mL Dil. Factor: 1.0000
Sample Info: LCS
Misc. Info.: 460-0098848-003
Operator ID: Instrument ID: CVOAMS5

Method: \\chromna\Edison\ChromData\CVOAMS5\20191006-98848.b\8260W_5.m
Limit Group: VOA - 8260C Water and Solid
Last Update: 06-Oct-2019 17:53:14 Calib Date: 03-Oct-2019 10:02:30
Integrator: RTE ID Type: Deconvolution ID
Quant Method: Internal Standard Quant By: Initial Calibration
Last ICal File: \\chromna\Edison\ChromData\CVOAMS5\20191003-98633.b\E04166.D

Column 1 : Rtx-VMS (0.18 mm) Det: MS SCAN
Process Host: CTX0309

First Level Reviewer: parekhv Date: 06-Oct-2019 17:53:14

Compound	Sig	RT (min.)	Exp RT (min.)	Dlt RT (min.)	Q	Response	Cal Amt ug/l	OnCol Amt ug/l	Flags
3 Dichlorodifluoromethane	85	0.867	0.867	0.000	99	41739	20.0	10.2	
7 Vinyl chloride	62	1.015	1.015	0.000	98	81279	20.0	21.0	
6 Chloromethane	50	1.023	1.023	0.000	57	93730	20.0	18.1	
8 Butadiene	54	1.023	1.023	0.000	95	67458	20.0	18.3	
9 Bromomethane	94	1.188	1.188	0.000	99	37417	20.0	13.8	
10 Chloroethane	64	1.254	1.254	0.000	98	47110	20.0	18.2	
12 Pentane	72	1.328	1.328	0.000	95	13646	40.0	37.1	
11 Trichlorofluoromethane	101	1.328	1.328	0.000	97	88723	20.0	19.9	
13 Dichlorofluoromethane	67	1.361	1.361	0.000	98	93364	20.0	19.3	
14 2-Methyl-1,3-butadiene	67	1.492	1.492	0.000	94	99723	20.0	21.1	
15 Ethyl ether	59	1.501	1.501	0.000	94	54424	20.0	20.7	
16 Ethanol	45	1.599	1.591	0.008	31	25446	800.0	685.4	a
17 1,1-Dichloroethene	96	1.608	1.608	0.000	97	59616	20.0	19.5	
19 Carbon disulfide	76	1.624	1.624	0.000	99	193241	20.0	19.7	
20 1,1,2-Trichloro-1,2,2-trif	101	1.632	1.632	0.000	96	45354	20.0	18.1	
22 Iodomethane	142	1.690	1.690	0.000	97	47894	20.0	10.7	
23 Cyclopentene	67	1.780	1.780	0.000	96	141234	20.0	19.5	
24 Acrolein	56	1.813	1.805	0.008	91	12341	40.0	37.2	
25 3-Chloro-1-propene	76	1.887	1.887	0.000	94	41597	20.0	20.7	
26 Isopropyl alcohol	45	1.912	1.912	0.000	98	35652	200.0	188.6	
27 Methylene Chloride	84	1.953	1.953	0.000	91	74786	20.0	19.3	
28 Acetone	58	1.986	1.986	0.000	87	27635	100.0	92.6	
29 trans-1,2-Dichloroethene	96	2.044	2.044	0.000	93	67958	20.0	19.4	
30 Methyl acetate	74	2.060	2.060	0.000	99	21554	40.0	31.9	
31 Hexane	86	2.093	2.093	0.000	77	8947	20.0	18.8	
32 Methyl tert-butyl ether	73	2.118	2.118	0.000	91	193449	20.0	21.3	
* 33 TBA-d9 (IS)	65	2.142	2.143	0.000	99	277823	1000.0	1000.0	
34 2-Methyl-2-propanol	59	2.192	2.192	0.000	99	54142	200.0	167.7	
35 Acetonitrile	41	2.282	2.282	0.000	100	68267	200.0	178.4	
36 Isopropyl ether	45	2.356	2.356	0.000	96	214766	20.0	21.1	
37 2-Chloro-1,3-butadiene	88	2.422	2.422	0.000	88	61931	20.0	19.6	

Compound	Sig	RT (min.)	Exp RT (min.)	Dlt RT (min.)	Q	Response	Cal Amt ug/l	OnCol Amt ug/l	Flags
38 1,1-Dichloroethane	63	2.439	2.439	0.000	99	121162	20.0	21.4	
39 Acrylonitrile	53	2.480	2.480	0.000	98	220200	200.0	218.0	
40 Tert-butyl ethyl ether	59	2.603	2.603	0.000	91	204904	20.0	20.9	
41 Vinyl acetate	86	2.620	2.620	0.000	100	28559	40.0	36.7	
42 cis-1,2-Dichloroethene	96	2.809	2.809	0.000	99	74678	20.0	19.8	
43 2,2-Dichloropropane	77	2.883	2.883	0.000	96	92698	20.0	22.3	
44 Cyclohexane	56	2.949	2.949	0.000	86	58010	20.0	20.1	
45 Chlorobromomethane	128	2.957	2.957	0.000	88	39975	20.0	20.3	
46 Chloroform	83	3.015	3.015	0.000	100	113650	20.0	20.2	
47 Carbon tetrachloride	117	3.105	3.105	0.000	96	69684	20.0	19.4	
49 Ethyl acetate	70	3.122	3.122	0.000	99	14524	40.0	39.1	
48 Methyl acrylate	55	3.122	3.130	-0.008	57	55524	20.0	21.7	
50 Tetrahydrofuran	42	3.138	3.138	0.000	93	45216	40.0	37.7	
$ 51 Dibromofluoromethane (Surr	113	3.155	3.155	0.000	98	183810	50.0	51.4	
52 1,1,1-Trichloroethane	97	3.163	3.163	0.000	98	86624	20.0	19.1	
* 53 2-Butanone-d5	46	3.229	3.229	0.000	100	273123	250.0	250.0	
54 1,1-Dichloropropene	75	3.262	3.262	0.000	97	85646	20.0	20.2	
55 2-Butanone (MEK)	72	3.270	3.262	0.008	98	38587	100.0	92.9	
56 Isooctane	57	3.344	3.344	0.000	99	92137	20.0	23.5	
57 n-Heptane	57	3.435	3.443	-0.008	89	18426	20.0	22.4	
58 Benzene	78	3.459	3.459	0.000	95	274315	20.0	18.6	
59 Propionitrile	54	3.500	3.500	0.000	96	82592	200.0	175.0	
60 Methacrylonitrile	67	3.509	3.509	0.000	90	275614	200.0	220.2	
$ 61 1,2-Dichloroethane-d4 (Sur	65	3.574	3.574	0.000	95	178061	50.0	52.3	
62 Tert-amyl methyl ether	73	3.574	3.574	0.000	98	185158	20.0	20.6	
63 1,2-Dichloroethane	62	3.632	3.632	0.000	97	80235	20.0	21.1	
64 Isobutyl alcohol	43	3.698	3.698	0.000	97	51969	500.0	412.7	
65 t-Amyl alcohol	59	3.772	3.772	0.000	98	43286	200.0	171.5	
* 66 Fluorobenzene	96	3.813	3.813	0.000	99	578112	50.0	50.0	
67 Isopropyl acetate	43	3.887	3.887	0.000	99	109008	20.0	22.4	
68 Methylcyclohexane	83	3.937	3.945	-0.008	95	46553	20.0	20.9	
69 Trichloroethene	95	3.961	3.961	0.000	95	60954	20.0	18.8	
70 2-ethoxy-2-methyl butane	59	4.216	4.208	0.008	99	152596	20.0	21.0	
71 Dibromomethane	93	4.356	4.348	0.008	93	39379	20.0	21.1	
72 n-Butanol	56	4.348	4.348	0.000	68	34651	500.0	418.7	
73 1,2-Dichloropropane	63	4.455	4.447	0.008	96	69661	20.0	20.3	
75 Ethyl acrylate	55	4.521	4.521	0.000	98	76149	20.0	21.4	
74 Dichlorobromomethane	83	4.529	4.529	0.000	97	83572	20.0	20.2	
* 76 1,4-Dioxane-d8	96	4.718	4.718	0.000	47	32430	1000.0	1000.0	
77 Methyl methacrylate	100	4.727	4.727	0.000	87	35737	40.0	39.7	
78 1,4-Dioxane	88	4.743	4.751	-0.008	49	16074	400.0	369.5	
79 n-Propyl acetate	43	4.883	4.883	0.000	99	81962	20.0	22.7	
80 2-Chloroethyl vinyl ether	63	5.163	5.155	0.008	97	41966	20.0	20.9	
81 cis-1,3-Dichloropropene	75	5.187	5.196	-0.009	89	106662	20.0	19.5	
$ 82 Toluene-d8 (Surr)	98	5.385	5.385	0.000	99	633122	50.0	47.1	
83 Toluene	91	5.443	5.443	0.000	93	255155	20.0	17.9	
84 Epichlorohydrin	57	5.484	5.484	0.000	99	113233	400.0	408.8	
85 2-Nitropropane	41	5.722	5.722	0.000	97	22776	40.0	33.3	
86 Tetrachloroethene	166	5.879	5.879	0.000	96	53282	20.0	18.7	
87 4-Methyl-2-pentanone (MIBK	43	5.928	5.928	0.000	95	265461	100.0	101.0	
88 trans-1,3-Dichloropropene	75	5.961	5.961	0.000	93	93557	20.0	19.4	
89 1,1,2-Trichloroethane	83	6.142	6.134	0.008	95	49372	20.0	18.7	

Compound	Sig	RT (min.)	Exp RT (min.)	Dlt RT (min.)	Q	Response	Cal Amt ug/l	OnCol Amt ug/l	Flags
90 Ethyl methacrylate	69	6.216	6.208	0.008	87	76114	20.0	18.5	
91 Chlorodibromomethane	129	6.340	6.340	0.000	97	66077	20.0	18.0	
92 1,3-Dichloropropane	76	6.463	6.463	0.000	92	101246	20.0	18.7	
93 Ethylene Dibromide	107	6.595	6.595	0.000	97	57612	20.0	18.5	
94 n-Butyl acetate	43	6.932	6.932	0.000	98	81582	20.0	20.4	
95 2-Hexanone	43	7.006	7.006	0.000	95	186205	100.0	102.5	
* 96 Chlorobenzene-d5	117	7.294	7.294	0.000	83	470291	50.0	50.0	
97 Chlorobenzene	112	7.311	7.311	0.000	97	166934	20.0	18.9	
98 Ethylbenzene	106	7.393	7.393	0.000	98	72819	20.0	18.7	
99 1,1,1,2-Tetrachloroethane	131	7.426	7.426	0.000	95	56966	20.0	16.8	
100 m-Xylene & p-Xylene	106	7.607	7.607	0.000	96	88548	20.0	17.6	
101 o-Xylene	106	8.208	8.200	0.008	96	90882	20.0	18.6	
102 Bromoform	173	8.274	8.274	0.000	95	43698	20.0	16.5	
103 Styrene	104	8.290	8.290	0.000	98	160958	20.0	20.5	
104 n-Butyl acrylate	73	8.611	8.611	0.000	98	44649	20.0	20.2	
105 Isopropylbenzene	105	8.693	8.693	0.000	95	169675	20.0	18.7	
106 Amyl acetate (mixed isomer	43	9.031	9.031	0.000	91	95142	20.0	20.2	
$ 107 4-Bromofluorobenzene	174	9.080	9.080	0.000	0	187481	50.0	47.9	
108 Bromobenzene	156	9.195	9.187	0.008	93	69755	20.0	18.9	
109 N-Propylbenzene	91	9.335	9.327	0.008	100	188270	20.0	19.5	
110 1,1,2,2-Tetrachloroethane	83	9.483	9.483	0.000	98	72243	20.0	19.2	
111 2-Chlorotoluene	91	9.516	9.516	0.000	96	150182	20.0	18.6	
112 4-Ethyltoluene	105	9.516	9.525	-0.009	98	169371	20.0	19.2	
113 1,2,3-Trichloropropane	110	9.632	9.632	0.000	96	21970	20.0	19.3	
114 1,3,5-Trimethylbenzene	105	9.681	9.673	0.008	95	140760	20.0	18.4	
115 trans-1,4-Dichloro-2-buten	53	9.747	9.747	0.000	93	17101	20.0	17.7	
116 4-Chlorotoluene	91	9.788	9.788	0.000	95	147650	20.0	19.4	
117 tert-Butylbenzene	119	10.150	10.150	0.000	96	114881	20.0	19.0	
118 Butyl Methacrylate	87	10.282	10.273	0.009	85	75929	20.0	18.2	
119 1,2,4-Trimethylbenzene	105	10.282	10.282	0.000	95	147774	20.0	18.2	
120 sec-Butylbenzene	105	10.446	10.446	0.000	99	147816	20.0	18.8	
121 1,3-Dichlorobenzene	146	10.718	10.718	0.000	97	100486	20.0	19.6	
122 4-Isopropyltoluene	119	10.726	10.718	0.008	98	135158	20.0	18.3	
* 123 1,4-Dichlorobenzene-d4	152	10.850	10.850	0.000	94	205069	50.0	50.0	
124 1,4-Dichlorobenzene	146	10.874	10.874	0.000	97	101182	20.0	19.4	
125 1,2,3-Trimethylbenzene	105	10.973	10.973	0.000	97	160869	20.0	18.5	
126 2,3-Dihydroindene	117	11.146	11.146	0.000	94	186017	20.0	20.1	
127 p-Diethylbenzene	119	11.302	11.302	0.000	95	72779	20.0	21.0	
128 Benzyl chloride	126	11.302	11.302	0.000	98	28848	20.0	19.5	
129 n-Butylbenzene	92	11.368	11.376	-0.008	97	57553	20.0	19.0	
130 1,2-Dichlorobenzene	146	11.467	11.467	0.000	98	108308	20.0	18.6	
131 1,2,4,5-Tetramethylbenzene	119	12.158	12.158	0.000	97	108405	20.0	19.2	
132 1,2-Dibromo-3-Chloropropan	157	12.273	12.273	0.000	92	16680	20.0	18.6	
133 1,3,5-Trichlorobenzene	180	12.306	12.298	0.008	96	53586	20.0	18.6	
135 Hexachlorobutadiene	225	12.775	12.775	0.000	82	27211	20.0	19.9	
134 1,2,4-Trichlorobenzene	180	12.775	12.775	0.000	95	41332	20.0	18.7	
136 Naphthalene	128	12.981	12.981	0.000	99	88895	20.0	18.4	
137 1,2,3-Trichlorobenzene	180	13.096	13.096	0.000	96	39373	20.0	17.9	
S 138 1,2-Dichloroethene, Total	100				0		40.0	39.2	
S 139 1,3-Dichloropropene, Total	100				0		40.0	38.9	
S 140 Xylenes, Total	100				0		40.0	36.3	
S 141 Total BTEX	1				0		100.0	91.5	

QC Flag Legend

Review Flags

a - User Assigned ID

Reagents:

GASES Li_00335	Amount Added:	20.00	Units: uL	
ACROLEIN W_00095	Amount Added:	4.00	Units: uL	
8260MIX1COMB_00105	Amount Added:	20.00	Units: uL	
8260ISNEW_00135	Amount Added:	1.00	Units: uL	Run Reagent
8260SURR250_00201	Amount Added:	1.00	Units: uL	Run Reagent

Report Date: 06-Oct-2019 17:53:16 Chrom Revision: 2.3 17-Sep-2019 16:19:08

Eurofins TestAmerica, Edison

Data File: \\chromna\Edison\ChromData\CVOAMS5\20191006-98848.b\E04285.D

Injection Date: 06-Oct-2019 17:28:30 Instrument ID: CVOAMS5 Operator ID:

Lims ID: LCS Worklist Smp#: 3

Client ID:

Purge Vol: 5.000 mL Dil. Factor: 1.0000 ALS Bottle#: 2

Method: 8260W_5 Limit Group: VOA - 8260C Water and Solid

Column: Rtx-VMS (0.18 mm)

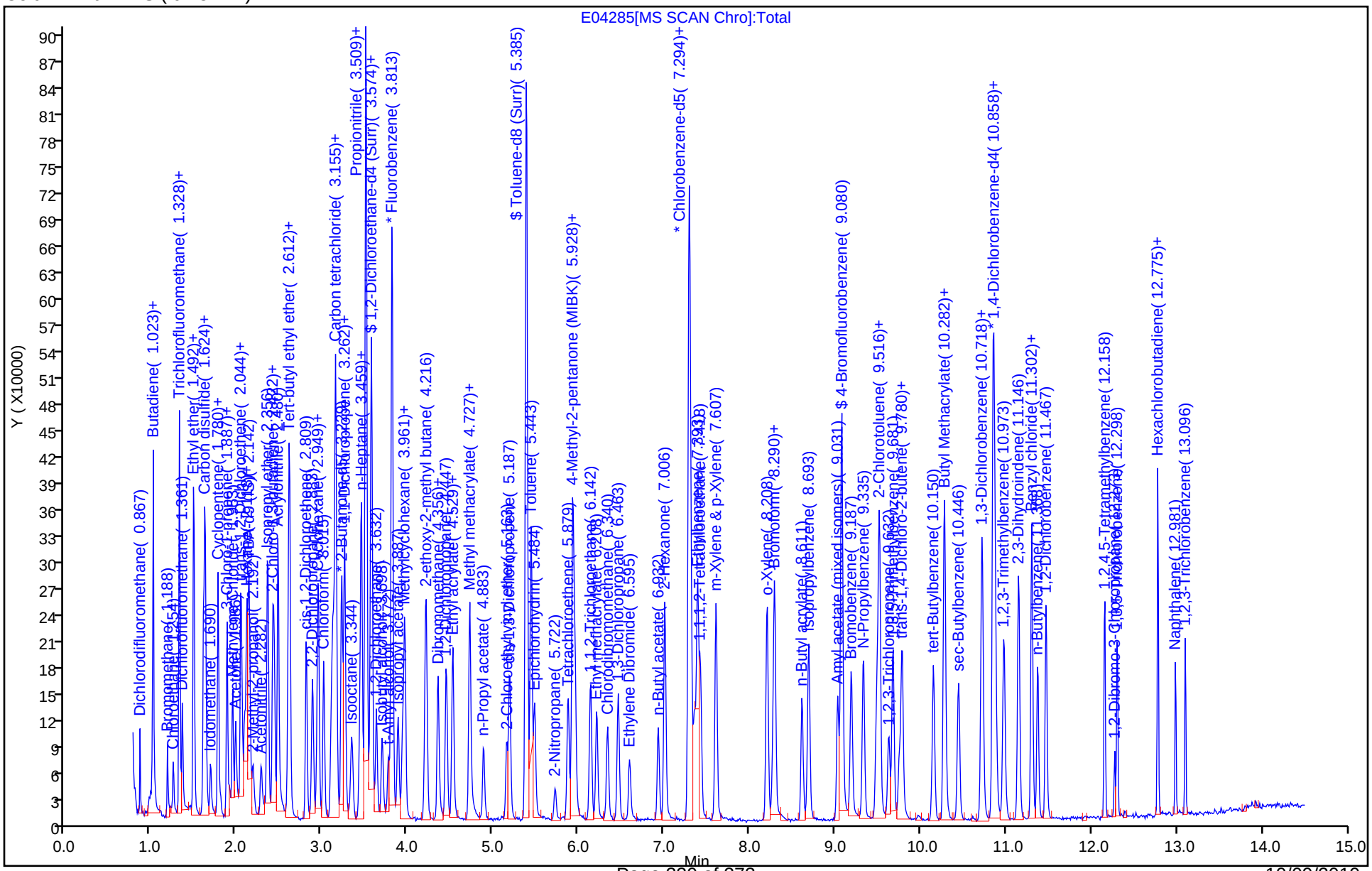

FORM I
GC/MS VOA ORGANICS ANALYSIS DATA SHEET

Lab Name: Eurofins TestAmerica, Edison Job No.: 460-192524-1

SDG No.:

Client Sample ID: Lab Sample ID: LCS 460-645075/3

Matrix: Water Lab File ID: E04312.D

Analysis Method: 8260C Date Collected:

Sample wt/vol: 5(mL) Date Analyzed: 10/07/2019 06:33

Soil Aliquot Vol: Dilution Factor: 1

Soil Extract Vol.: GC Column: Rtx-VMS ID: 0.18(mm)

% Moisture: Level: (low/med) Low

Analysis Batch No.: 645075 Units: ug/L

CAS NO.	COMPOUND NAME	RESULT	Q	RL	MDL
71-55-6	1,1,1-Trichloroethane	21.9		1.0	0.24
79-34-5	1,1,2,2-Tetrachloroethane	19.9		1.0	0.37
79-00-5	1,1,2-Trichloroethane	18.7		1.0	0.43
75-34-3	1,1-Dichloroethane	23.6		1.0	0.26
75-35-4	1,1-Dichloroethene	22.2		1.0	0.26
107-06-2	1,2-Dichloroethane	23.2		1.0	0.43
78-87-5	1,2-Dichloropropane	21.8		1.0	0.35
123-91-1	1,4-Dioxane	400		50	28
78-93-3	2-Butanone	100		5.0	1.9
591-78-6	2-Hexanone	109		5.0	1.1
108-10-1	4-Methyl-2-pentanone	112		5.0	1.3
67-64-1	Acetone	92.8		5.0	4.4
71-43-2	Benzene	20.5		1.0	0.20
75-27-4	Bromodichloromethane	22.5		1.0	0.34
75-25-2	Bromoform	17.3		1.0	0.54
74-83-9	Bromomethane	12.0		1.0	0.55
75-15-0	Carbon disulfide	24.3		1.0	0.82
56-23-5	Carbon tetrachloride	22.5		1.0	0.21
108-90-7	Chlorobenzene	20.6		1.0	0.38
75-00-3	Chloroethane	21.4		1.0	0.32
67-66-3	Chloroform	22.8		1.0	0.33
74-87-3	Chloromethane	22.4		1.0	0.40
156-59-2	cis-1,2-Dichloroethene	23.3		1.0	0.22
10061-01-5	cis-1,3-Dichloropropene	21.0		1.0	0.22
124-48-1	Dibromochloromethane	18.6		1.0	0.28
100-41-4	Ethylbenzene	21.5		1.0	0.30
75-09-2	Methylene Chloride	21.7		1.0	0.32
100-42-5	Styrene	22.1		1.0	0.42
127-18-4	Tetrachloroethene	19.7		1.0	0.25
108-88-3	Toluene	19.7		1.0	0.38
156-60-5	trans-1,2-Dichloroethene	22.3		1.0	0.24
10061-02-6	trans-1,3-Dichloropropene	20.1		1.0	0.49
79-01-6	Trichloroethene	21.6		1.0	0.31
75-01-4	Vinyl chloride	22.5		1.0	0.17
1330-20-7	Xylenes, Total	40.2		2.0	0.65

FORM I
GC/MS VOA ORGANICS ANALYSIS DATA SHEET

Lab Name: Eurofins TestAmerica, Edison Job No.: 460-192524-1

SDG No.:

Client Sample ID: Lab Sample ID: LCS 460-645075/3

Matrix: Water Lab File ID: E04312.D

Analysis Method: 8260C Date Collected:

Sample wt/vol: 5(mL) Date Analyzed: 10/07/2019 06:33

Soil Aliquot Vol: Dilution Factor: 1

Soil Extract Vol.: GC Column: Rtx-VMS ID: 0.18(mm)

% Moisture: Level: (low/med) Low

Analysis Batch No.: 645075 Units: ug/L

CAS NO.	SURROGATE	%REC	Q	LIMITS
17060-07-0	1,2-Dichloroethane-d4 (Surr)	106		74-132
460-00-4	Bromofluorobenzene	94		77-124
1868-53-7	Dibromofluoromethane (Surr)	101		72-131
2037-26-5	Toluene-d8 (Surr)	95		80-120

Eurofins TestAmerica, Edison
Target Compound Quantitation Report

Data File: \\chromna\Edison\ChromData\CVOAMS5\20191007-98868.b\E04312.D
Lims ID: LCS
Client ID:
Sample Type: LCS
Inject. Date: 07-Oct-2019 06:33:30 ALS Bottle#: 2 Worklist Smp#: 3
Purge Vol: 5.000 mL Dil. Factor: 1.0000
Sample Info: LCS
Misc. Info.: 460-0098868-003
Operator ID: Instrument ID: CVOAMS5

Method: \\chromna\Edison\ChromData\CVOAMS5\20191007-98868.b\8260W_5.m
Limit Group: VOA - 8260C Water and Solid
Last Update: 07-Oct-2019 16:37:47 Calib Date: 03-Oct-2019 10:02:30
Integrator: RTE ID Type: Deconvolution ID
Quant Method: Internal Standard Quant By: Initial Calibration
Last ICal File: \\chromna\Edison\ChromData\CVOAMS5\20191003-98633.b\E04166.D

Column 1 : Rtx-VMS (0.18 mm) Det: MS SCAN
Process Host: CTX0308

First Level Reviewer: tupayachia Date: 07-Oct-2019 07:05:09

Compound	Sig	RT (min.)	Exp RT (min.)	Dlt RT (min.)	Q	Response	Cal Amt ug/l	OnCol Amt ug/l	Flags
3 Dichlorodifluoromethane	85	0.867	0.867	0.000	99	76979	20.0	18.8	
7 Vinyl chloride	62	1.015	1.015	0.000	97	87086	20.0	22.5	
6 Chloromethane	50	1.023	1.023	0.000	56	115654	20.0	22.4	
8 Butadiene	54	1.023	1.023	0.000	95	77024	20.0	20.9	
9 Bromomethane	94	1.188	1.188	0.000	98	32483	20.0	12.0	
10 Chloroethane	64	1.254	1.254	0.000	98	51457	20.0	21.4	M
11 Trichlorofluoromethane	101	1.328	1.328	0.000	78	97613	20.0	21.9	
12 Pentane	72	1.328	1.328	0.000	97	19449	40.0	56.8	
13 Dichlorofluoromethane	67	1.361	1.361	0.000	98	115597	20.0	23.9	
14 2-Methyl-1,3-butadiene	67	1.492	1.492	0.000	96	112973	20.0	23.9	
15 Ethyl ether	59	1.500	1.501	-0.001	93	59319	20.0	22.6	
16 Ethanol	45	1.607	1.599	0.008	24	26942	800.0	823.4	a
17 1,1-Dichloroethene	96	1.607	1.608	-0.001	96	67818	20.0	22.2	
19 Carbon disulfide	76	1.624	1.624	0.000	98	238625	20.0	24.3	
20 1,1,2-Trichloro-1,2,2-trif	101	1.632	1.632	0.000	91	58313	20.0	23.2	
22 Iodomethane	142	1.690	1.690	0.000	96	51496	20.0	11.5	
23 Cyclopentene	67	1.780	1.780	0.000	95	167160	20.0	23.0	
24 Acrolein	56	1.813	1.813	0.000	91	10668	40.0	36.5	
25 3-Chloro-1-propene	76	1.887	1.887	0.000	96	45270	20.0	22.5	
26 Isopropyl alcohol	45	1.912	1.912	0.000	98	34603	200.0	207.7	
27 Methylene Chloride	84	1.953	1.953	0.000	88	84262	20.0	21.7	
28 Acetone	58	1.986	1.986	0.000	88	25746	100.0	92.8	
29 trans-1,2-Dichloroethene	96	2.044	2.044	0.000	92	78206	20.0	22.3	
30 Methyl acetate	74	2.060	2.060	0.000	99	21605	40.0	36.2	
31 Hexane	86	2.093	2.093	0.000	74	9241	20.0	22.1	
32 Methyl tert-butyl ether	73	2.118	2.118	0.000	97	197769	20.0	21.7	
* 33 TBA-d9 (IS)	65	2.142	2.142	0.000	100	244843	1000.0	1000.0	
34 2-Methyl-2-propanol	59	2.192	2.192	0.000	99	54151	200.0	190.4	
35 Acetonitrile	41	2.282	2.282	0.000	98	69930	200.0	207.3	
36 Isopropyl ether	45	2.356	2.356	0.000	96	238003	20.0	23.3	
37 2-Chloro-1,3-butadiene	88	2.422	2.422	0.000	88	70551	20.0	22.4	

Compound	Sig	RT (min.)	Exp RT (min.)	Dlt RT (min.)	Q	Response	Cal Amt ug/l	OnCol Amt ug/l	Flags
38 1,1-Dichloroethane	63	2.439	2.439	0.000	99	133826	20.0	23.6	
39 Acrylonitrile	53	2.480	2.480	0.000	95	202010	200.0	199.8	
40 Tert-butyl ethyl ether	59	2.603	2.603	0.000	91	221048	20.0	22.5	
41 Vinyl acetate	86	2.620	2.620	0.000	100	30158	40.0	41.7	
42 cis-1,2-Dichloroethene	96	2.809	2.809	0.000	98	88125	20.0	23.3	
43 2,2-Dichloropropane	77	2.883	2.883	0.000	95	104142	20.0	25.1	
44 Cyclohexane	56	2.941	2.941	0.000	88	72645	20.0	25.1	
45 Chlorobromomethane	128	2.957	2.957	0.000	86	42721	20.0	21.6	
46 Chloroform	83	3.015	3.015	0.000	99	128183	20.0	22.8	
47 Carbon tetrachloride	117	3.105	3.105	0.000	96	81170	20.0	22.5	
49 Ethyl acetate	70	3.122	3.122	0.000	99	15589	40.0	45.1	
48 Methyl acrylate	55	3.130	3.130	0.000	97	55784	20.0	21.8	
50 Tetrahydrofuran	42	3.138	3.138	0.000	82	46931	40.0	42.1	
$ 51 Dibromofluoromethane (Surr	113	3.155	3.155	0.000	98	181569	50.0	50.7	
52 1,1,1-Trichloroethane	97	3.163	3.163	0.000	97	99286	20.0	21.9	
* 53 2-Butanone-d5	46	3.229	3.229	0.000	99	253971	250.0	250.0	
54 1,1-Dichloropropene	75	3.262	3.262	0.000	97	91345	20.0	21.5	
55 2-Butanone (MEK)	72	3.262	3.262	0.000	98	38619	100.0	100.0	
56 Isooctane	57	3.344	3.344	0.000	100	109691	20.0	28.0	
57 n-Heptane	57	3.443	3.435	0.009	87	22551	20.0	27.6	
58 Benzene	78	3.459	3.459	0.000	95	305885	20.0	20.5	
59 Propionitrile	54	3.500	3.500	0.000	95	83585	200.0	200.9	
60 Methacrylonitrile	67	3.508	3.509	-0.001	90	277460	200.0	221.5	
$ 61 1,2-Dichloroethane-d4 (Sur	65	3.574	3.574	0.000	95	179873	50.0	52.8	
62 Tert-amyl methyl ether	73	3.574	3.574	0.000	98	204977	20.0	22.8	
63 1,2-Dichloroethane	62	3.632	3.632	0.000	96	88337	20.0	23.2	
64 Isobutyl alcohol	43	3.698	3.706	-0.008	97	52019	500.0	468.8	
65 t-Amyl alcohol	59	3.772	3.772	0.000	96	42044	200.0	189.0	
* 66 Fluorobenzene	96	3.813	3.813	0.000	100	578582	50.0	50.0	
67 Isopropyl acetate	43	3.887	3.887	0.000	99	115751	20.0	23.7	
68 Methylcyclohexane	83	3.945	3.937	0.008	95	52343	20.0	23.5	
69 Trichloroethene	95	3.969	3.961	0.008	94	69939	20.0	21.6	
70 2-ethoxy-2-methyl butane	59	4.208	4.208	0.000	98	162558	20.0	22.3	
71 Dibromomethane	93	4.356	4.348	0.008	91	42013	20.0	22.5	
72 n-Butanol	56	4.356	4.348	0.008	56	35748	500.0	490.1	
73 1,2-Dichloropropane	63	4.447	4.455	-0.008	91	75093	20.0	21.8	
75 Ethyl acrylate	55	4.521	4.521	0.000	97	78319	20.0	22.0	
74 Dichlorobromomethane	83	4.529	4.529	0.000	98	93418	20.0	22.5	
* 76 1,4-Dioxane-d8	96	4.718	4.718	0.000	46	30067	1000.0	1000.0	
77 Methyl methacrylate	100	4.726	4.727	-0.001	89	36786	40.0	40.8	
78 1,4-Dioxane	88	4.759	4.751	0.008	90	16118	400.0	399.6	
79 n-Propyl acetate	43	4.883	4.883	0.000	98	77267	20.0	21.4	
80 2-Chloroethyl vinyl ether	63	5.154	5.155	-0.001	97	42633	20.0	21.2	
81 cis-1,3-Dichloropropene	75	5.196	5.187	0.009	90	115739	20.0	21.0	
$ 82 Toluene-d8 (Surr)	98	5.385	5.385	0.000	99	641264	50.0	47.3	
83 Toluene	91	5.442	5.443	-0.001	93	283893	20.0	19.7	
84 Epichlorohydrin	57	5.484	5.484	0.000	99	113976	400.0	442.5	
85 2-Nitropropane	41	5.722	5.722	0.000	94	23788	40.0	39.4	
86 Tetrachloroethene	166	5.879	5.879	0.000	94	56627	20.0	19.7	
87 4-Methyl-2-pentanone (MIBK	43	5.936	5.928	0.008	95	273421	100.0	111.9	
88 trans-1,3-Dichloropropene	75	5.961	5.961	0.000	94	97774	20.0	20.1	
89 1,1,2-Trichloroethane	83	6.142	6.142	0.000	95	49718	20.0	18.7	

Compound	Sig	RT (min.)	Exp RT (min.)	Dlt RT (min.)	Q	Response	Cal Amt ug/l	OnCol Amt ug/l	Flags
90 Ethyl methacrylate	69	6.208	6.208	0.000	88	80985	20.0	19.4	
91 Chlorodibromomethane	129	6.340	6.340	0.000	96	69269	20.0	18.6	
92 1,3-Dichloropropane	76	6.463	6.463	0.000	90	107346	20.0	19.6	
93 Ethylene Dibromide	107	6.595	6.595	0.000	99	61518	20.0	19.5	
94 n-Butyl acetate	43	6.932	6.932	0.000	98	83454	20.0	20.6	
95 2-Hexanone	43	7.006	7.006	0.000	94	184376	100.0	109.1	
* 96 Chlorobenzene-d5	117	7.294	7.294	0.000	84	475063	50.0	50.0	
97 Chlorobenzene	112	7.311	7.311	0.000	97	183756	20.0	20.6	
98 Ethylbenzene	106	7.393	7.393	0.000	97	84492	20.0	21.5	
99 1,1,1,2-Tetrachloroethane	131	7.426	7.426	0.000	93	66459	20.0	19.4	
100 m-Xylene & p-Xylene	106	7.607	7.607	0.000	94	101919	20.0	20.1	
101 o-Xylene	106	8.208	8.200	0.008	96	99008	20.0	20.1	
102 Bromoform	173	8.273	8.274	-0.001	96	45541	20.0	17.3	
103 Styrene	104	8.290	8.290	0.000	97	175243	20.0	22.1	
104 n-Butyl acrylate	73	8.611	8.611	0.000	97	45324	20.0	20.3	
105 Isopropylbenzene	105	8.693	8.693	0.000	95	193935	20.0	21.1	
106 Amyl acetate (mixed isomer	43	9.031	9.031	0.000	91	101484	20.0	21.6	
$ 107 4-Bromofluorobenzene	174	9.080	9.080	0.000	0	185097	50.0	46.8	
108 Bromobenzene	156	9.195	9.195	0.000	93	75419	20.0	20.5	
109 N-Propylbenzene	91	9.335	9.335	0.000	99	210008	20.0	21.8	
110 1,1,2,2-Tetrachloroethane	83	9.483	9.483	0.000	98	74504	20.0	19.9	
111 2-Chlorotoluene	91	9.516	9.516	0.000	97	169656	20.0	21.1	
112 4-Ethyltoluene	105	9.524	9.524	0.000	98	187891	20.0	21.4	
113 1,2,3-Trichloropropane	110	9.623	9.631	-0.008	98	21332	20.0	18.8	
114 1,3,5-Trimethylbenzene	105	9.681	9.681	0.000	95	154802	20.0	20.3	
115 trans-1,4-Dichloro-2-buten	53	9.755	9.755	0.000	91	18207	20.0	18.9	
116 4-Chlorotoluene	91	9.788	9.780	0.008	96	158005	20.0	20.9	
117 tert-Butylbenzene	119	10.150	10.150	0.000	96	125847	20.0	20.9	
118 Butyl Methacrylate	87	10.273	10.282	-0.009	86	80312	20.0	19.3	
119 1,2,4-Trimethylbenzene	105	10.282	10.282	0.000	97	159234	20.0	19.7	
120 sec-Butylbenzene	105	10.446	10.446	0.000	99	157317	20.0	20.1	
121 1,3-Dichlorobenzene	146	10.718	10.718	0.000	97	107501	20.0	21.1	
122 4-Isopropyltoluene	119	10.726	10.718	0.008	98	148204	20.0	20.1	
* 123 1,4-Dichlorobenzene-d4	152	10.849	10.849	0.000	93	204121	50.0	50.0	
124 1,4-Dichlorobenzene	146	10.874	10.874	0.000	97	113230	20.0	21.9	
125 1,2,3-Trimethylbenzene	105	10.973	10.973	0.000	97	172537	20.0	19.9	
126 2,3-Dihydroindene	117	11.146	11.146	0.000	94	203736	20.0	22.2	
127 p-Diethylbenzene	119	11.302	11.302	0.000	61	73452	20.0	21.3	
128 Benzyl chloride	126	11.302	11.302	0.000	98	27822	20.0	18.9	
129 n-Butylbenzene	92	11.368	11.368	0.000	98	59411	20.0	19.7	
130 1,2-Dichlorobenzene	146	11.467	11.467	0.000	98	117275	20.0	20.2	
131 1,2,4,5-Tetramethylbenzene	119	12.158	12.158	0.000	98	109744	20.0	19.6	
132 1,2-Dibromo-3-Chloropropan	157	12.273	12.273	0.000	94	16549	20.0	18.5	
133 1,3,5-Trichlorobenzene	180	12.306	12.298	0.008	96	56824	20.0	19.8	
134 1,2,4-Trichlorobenzene	180	12.775	12.775	0.000	92	44599	20.0	20.2	
135 Hexachlorobutadiene	225	12.775	12.775	0.000	79	28775	20.0	21.2	
136 Naphthalene	128	12.981	12.981	0.000	99	87169	20.0	18.2	
137 1,2,3-Trichlorobenzene	180	13.096	13.096	0.000	93	42033	20.0	19.2	
S 138 1,2-Dichloroethene, Total	100				0		40.0	45.6	
S 139 1,3-Dichloropropene, Total	100				0		40.0	41.0	
S 140 Xylenes, Total	100				0		40.0	40.2	
S 141 Total BTEX	1				0		100.0	101.9	

QC Flag Legend

Review Flags

M - Manually Integrated

a - User Assigned ID

Reagents:

GASES Li_00335	Amount Added:	20.00	Units: uL	
ACROLEIN W_00096	Amount Added:	4.00	Units: uL	
8260MIX1COMB_00105	Amount Added:	20.00	Units: uL	
8260ISNEW_00135	Amount Added:	1.00	Units: uL	Run Reagent
8260SURR250_00201	Amount Added:	1.00	Units: uL	Run Reagent

Report Date: 07-Oct-2019 16:37:57 Chrom Revision: 2.3 17-Sep-2019 16:19:08

Eurofins TestAmerica, Edison

Data File: \\chromna\Edison\ChromData\CVOAMS5\20191007-98868.b\E04312.D

Injection Date: 07-Oct-2019 06:33:30 Instrument ID: CVOAMS5 Operator ID:

Lims ID: LCS Worklist Smp#: 3

Client ID:

Purge Vol: 5.000 mL Dil. Factor: 1.0000 ALS Bottle#: 2

Method: 8260W_5 Limit Group: VOA - 8260C Water and Solid

Column: Rtx-VMS (0.18 mm)

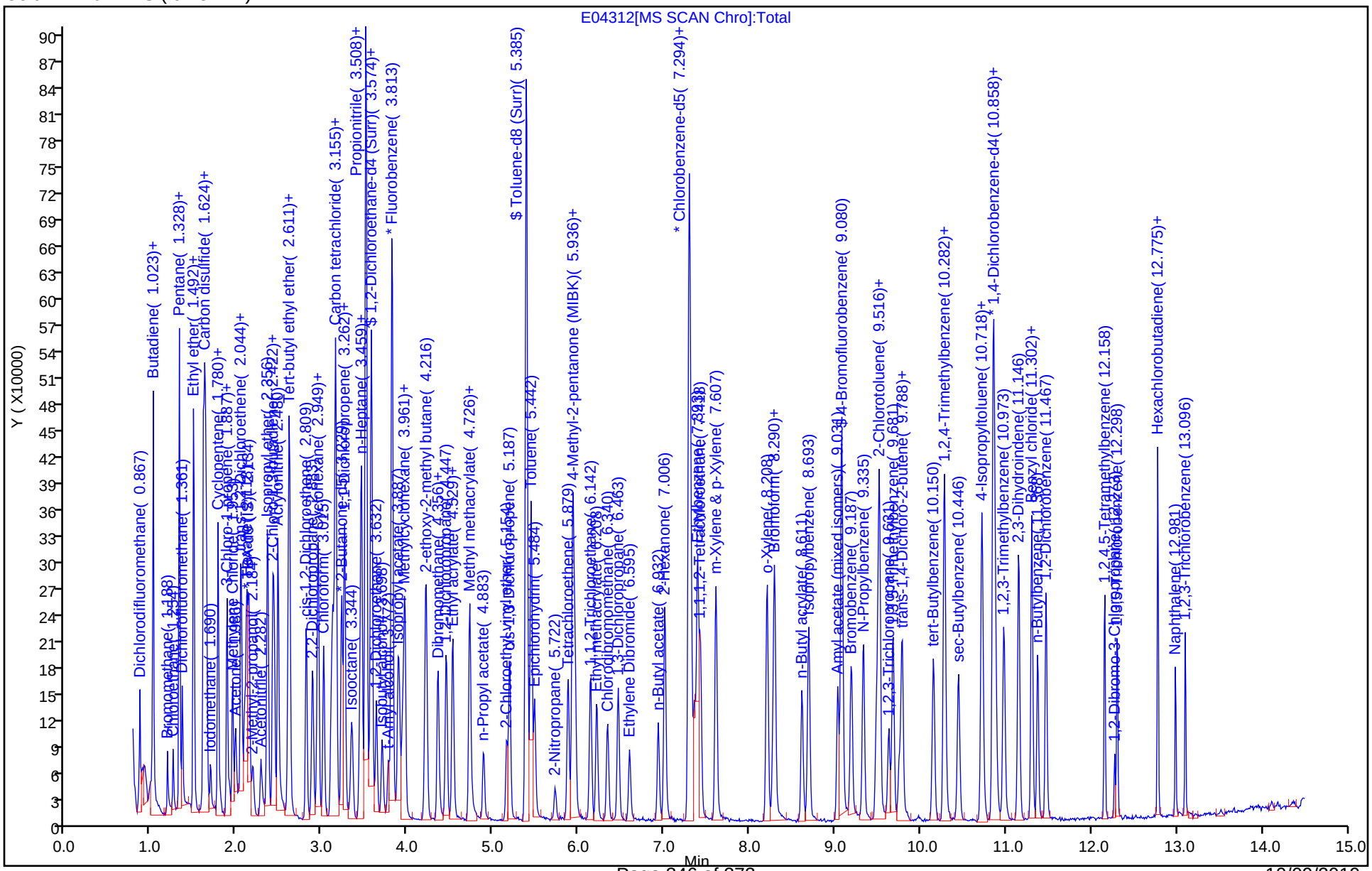

Manual Integration/User Assign Peak Report

Eurofins TestAmerica, Edison

Data File: \\chromna\Edison\ChromData\CVOAMS5\20191007-98868.b\E04312.D
Injection Date: 07-Oct-2019 06:33:30 Instrument ID: CVOAMS5
Lims ID: LCS
Client ID:
Operator ID: ALS Bottle#: 2 Worklist Smp#: 3
Purge Vol: 5.000 mL Dil. Factor: 1.0000
Method: 8260W_5 Limit Group: VOA - 8260C Water and Solid
Column: Rtx-VMS (0.18 mm) Detector MS SCAN

10 Chloroethane, CAS: 75-00-3

Signal: 1

Processing Integration Results

RT: 1.25
Area: 102864
Amount: 42.815701
Amount Units: ug/l

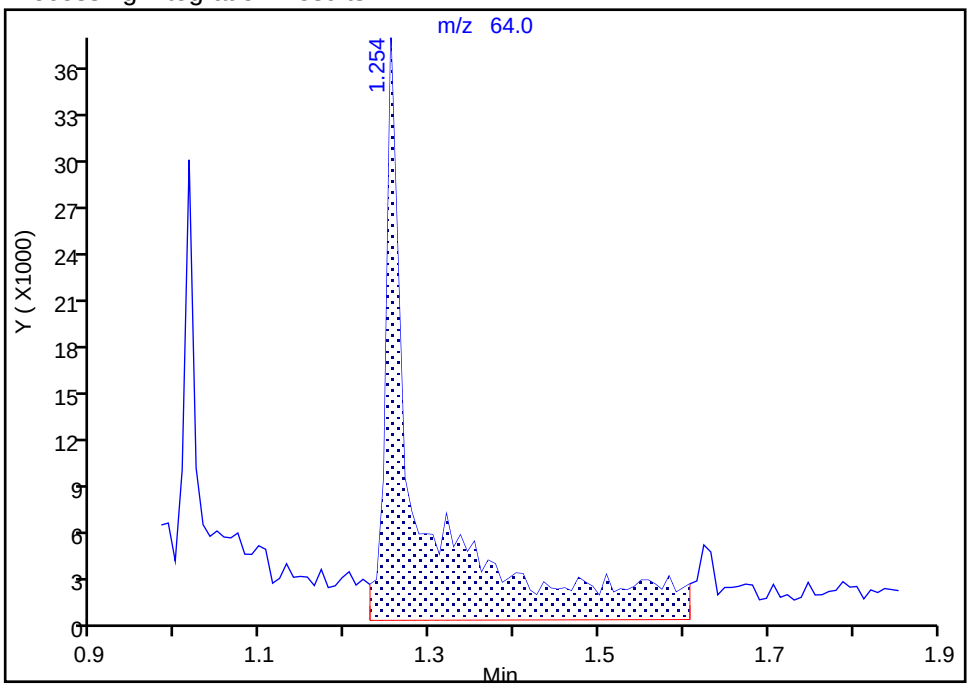

Manual Integration Results

RT: 1.25
Area: 51457
Amount: 21.418256
Amount Units: ug/l

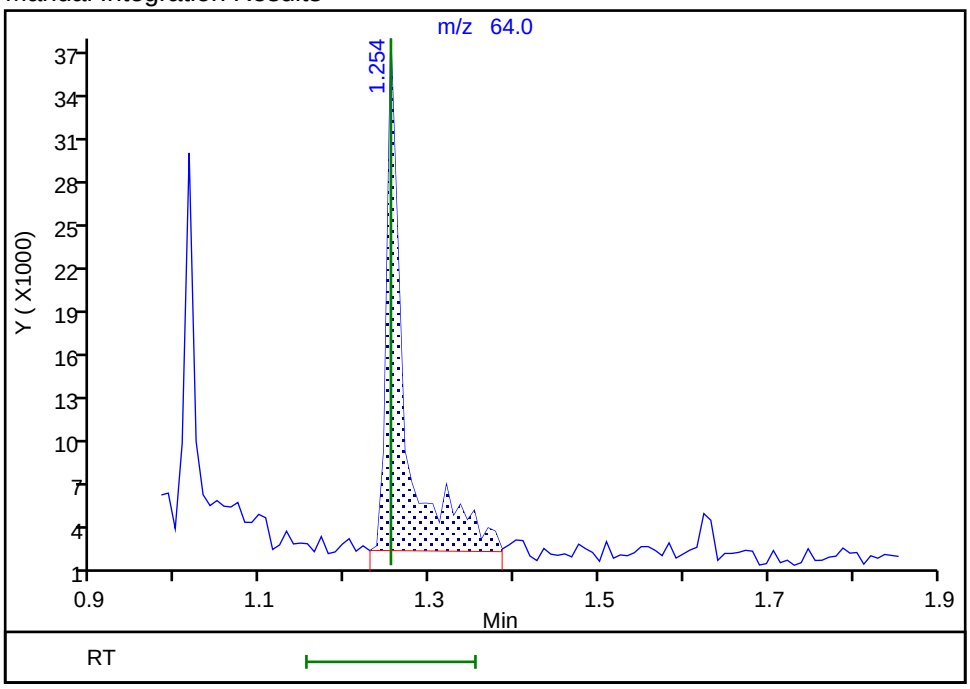

Reviewer: baronm, 07-Oct-2019 16:31:20
Audit Action: Manually Integrated Audit Reason: Baseline

FORM I
GC/MS VOA ORGANICS ANALYSIS DATA SHEET

Lab Name: Eurofins TestAmerica, Edison Job No.: 460-192524-1

SDG No.:

Client Sample ID: Lab Sample ID: LCSD 460-645002/4

Matrix: Water Lab File ID: E04286.D

Analysis Method: 8260C Date Collected:

Sample wt/vol: 5(mL) Date Analyzed: 10/06/2019 17:56

Soil Aliquot Vol: Dilution Factor: 1

Soil Extract Vol.: GC Column: Rtx-VMS ID: 0.18(mm)

% Moisture: Level: (low/med) Low

Analysis Batch No.: 645002 Units: ug/L

CAS NO.	COMPOUND NAME	RESULT	Q	RL	MDL
71-55-6	1,1,1-Trichloroethane	18.2		1.0	0.24
79-34-5	1,1,2,2-Tetrachloroethane	18.6		1.0	0.37
79-00-5	1,1,2-Trichloroethane	17.2		1.0	0.43
75-34-3	1,1-Dichloroethane	20.2		1.0	0.26
75-35-4	1,1-Dichloroethene	17.3		1.0	0.26
107-06-2	1,2-Dichloroethane	20.0		1.0	0.43
78-87-5	1,2-Dichloropropane	19.2		1.0	0.35
123-91-1	1,4-Dioxane	322		50	28
78-93-3	2-Butanone	88.2		5.0	1.9
591-78-6	2-Hexanone	96.5		5.0	1.1
108-10-1	4-Methyl-2-pentanone	97.1		5.0	1.3
67-64-1	Acetone	92.1		5.0	4.4
71-43-2	Benzene	17.4		1.0	0.20
75-27-4	Bromodichloromethane	19.0		1.0	0.34
75-25-2	Bromoform	14.3		1.0	0.54
74-83-9	Bromomethane	12.9		1.0	0.55
75-15-0	Carbon disulfide	17.9		1.0	0.82
56-23-5	Carbon tetrachloride	17.6		1.0	0.21
108-90-7	Chlorobenzene	17.9		1.0	0.38
75-00-3	Chloroethane	15.8		1.0	0.32
67-66-3	Chloroform	18.9		1.0	0.33
74-87-3	Chloromethane	17.8		1.0	0.40
156-59-2	cis-1,2-Dichloroethene	18.5		1.0	0.22
10061-01-5	cis-1,3-Dichloropropene	18.6		1.0	0.22
124-48-1	Dibromochloromethane	16.4		1.0	0.28
100-41-4	Ethylbenzene	17.7		1.0	0.30
75-09-2	Methylene Chloride	18.3		1.0	0.32
100-42-5	Styrene	19.0		1.0	0.42
127-18-4	Tetrachloroethene	17.4		1.0	0.25
108-88-3	Toluene	17.4		1.0	0.38
156-60-5	trans-1,2-Dichloroethene	18.2		1.0	0.24
10061-02-6	trans-1,3-Dichloropropene	18.4		1.0	0.49
79-01-6	Trichloroethene	17.4		1.0	0.31
75-01-4	Vinyl chloride	18.0		1.0	0.17
1330-20-7	Xylenes, Total	34.5		2.0	0.65

FORM I
GC/MS VOA ORGANICS ANALYSIS DATA SHEET

Lab Name: Eurofins TestAmerica, Edison Job No.: 460-192524-1

SDG No.:

Client Sample ID: Lab Sample ID: LCSD 460-645002/4

Matrix: Water Lab File ID: E04286.D

Analysis Method: 8260C Date Collected:

Sample wt/vol: 5(mL) Date Analyzed: 10/06/2019 17:56

Soil Aliquot Vol: Dilution Factor: 1

Soil Extract Vol.: GC Column: Rtx-VMS ID: 0.18(mm)

% Moisture: Level: (low/med) Low

Analysis Batch No.: 645002 Units: ug/L

CAS NO.	SURROGATE	%REC	Q	LIMITS
17060-07-0	1,2-Dichloroethane-d4 (Surr)	102		74-132
460-00-4	Bromofluorobenzene	90		77-124
1868-53-7	Dibromofluoromethane (Surr)	100		72-131
2037-26-5	Toluene-d8 (Surr)	90		80-120

Eurofins TestAmerica, Edison
Target Compound Quantitation Report

Data File: \\chromna\Edison\ChromData\CVOAMS5\20191006-98848.b\E04286.D
Lims ID: LCSD
Client ID:
Sample Type: LCSD
Inject. Date: 06-Oct-2019 17:56:30 ALS Bottle#: 3 Worklist Smp#: 4
Purge Vol: 5.000 mL Dil. Factor: 1.0000
Sample Info: LCSD
Misc. Info.: 460-0098848-004
Operator ID: Instrument ID: CVOAMS5

Method: \\chromna\Edison\ChromData\CVOAMS5\20191006-98848.b\8260W_5.m
Limit Group: VOA - 8260C Water and Solid
Last Update: 07-Oct-2019 15:24:43 Calib Date: 03-Oct-2019 10:02:30
Integrator: RTE ID Type: Deconvolution ID
Quant Method: Internal Standard Quant By: Initial Calibration
Last ICal File: \\chromna\Edison\ChromData\CVOAMS5\20191003-98633.b\E04166.D

Column 1 : Rtx-VMS (0.18 mm) Det: MS SCAN
Process Host: CTX0308

Compound	Sig	RT (min.)	Exp RT (min.)	Dlt RT (min.)	Q	Response	Cal Amt ug/l	OnCol Amt ug/l	Flags
3 Dichlorodifluoromethane	85	0.867	0.867	0.000	98	39570	20.0	9.38	
7 Vinyl chloride	62	1.015	1.015	0.000	98	71955	20.0	18.0	
6 Chloromethane	50	1.023	1.023	0.000	59	94603	20.0	17.8	
8 Butadiene	54	1.023	1.023	0.000	94	55746	20.0	14.7	
9 Bromomethane	94	1.188	1.188	0.000	100	36036	20.0	12.9	
10 Chloroethane	64	1.254	1.254	0.000	98	42432	20.0	15.8	M
11 Trichlorofluoromethane	101	1.328	1.328	0.000	86	71213	20.0	15.5	
13 Dichlorofluoromethane	67	1.361	1.361	0.000	98	102414	20.0	20.6	
12 Pentane	72	1.328	1.426	-0.098	95	10830	40.0	28.3	
14 2-Methyl-1,3-butadiene	67	1.492	1.492	0.000	96	88255	20.0	18.1	
15 Ethyl ether	59	1.501	1.501	0.000	95	55519	20.0	20.5	
16 Ethanol	45	1.591	1.591	0.000	77	30173	800.0	794.7	
17 1,1-Dichloroethene	96	1.608	1.608	0.000	97	54588	20.0	17.3	
19 Carbon disulfide	76	1.624	1.624	0.000	99	180538	20.0	17.9	
20 1,1,2-Trichloro-1,2,2-trif	101	1.632	1.632	0.000	97	40161	20.0	15.5	
22 Iodomethane	142	1.690	1.690	0.000	96	48983	20.0	10.6	
23 Cyclopentene	67	1.780	1.780	0.000	96	126996	20.0	17.0	
24 Acrolein	56	1.813	1.805	0.008	88	9925	40.0	29.2	
25 3-Chloro-1-propene	76	1.887	1.887	0.000	96	36649	20.0	17.7	
26 Isopropyl alcohol	45	1.912	1.912	0.000	99	35956	200.0	186.0	
27 Methylene Chloride	84	1.953	1.953	0.000	92	73413	20.0	18.3	
28 Acetone	58	1.986	1.986	0.000	90	28607	100.0	92.1	
29 trans-1,2-Dichloroethene	96	2.044	2.044	0.000	92	65691	20.0	18.2	
30 Methyl acetate	74	2.060	2.060	0.000	99	20869	40.0	30.2	
31 Hexane	86	2.093	2.093	0.000	75	6473	20.0	13.1	
32 Methyl tert-butyl ether	73	2.118	2.118	0.000	94	183266	20.0	19.6	
* 33 TBA-d9 (IS)	65	2.142	2.175	-0.033	100	284104	1000.0	1000.0	
34 2-Methyl-2-propanol	59	2.192	2.192	0.000	99	57074	200.0	172.9	
35 Acetonitrile	41	2.282	2.282	0.000	100	69043	200.0	176.4	
36 Isopropyl ether	45	2.356	2.356	0.000	97	213824	20.0	20.3	
37 2-Chloro-1,3-butadiene	88	2.422	2.422	0.000	88	57424	20.0	17.7	
38 1,1-Dichloroethane	63	2.439	2.439	0.000	99	117866	20.0	20.2	

Compound	Sig	RT (min.)	Exp RT (min.)	Dlt RT (min.)	Q	Response	Cal Amt ug/l	OnCol Amt ug/l	Flags
39 Acrylonitrile	53	2.480	2.488	-0.008	95	214835	200.0	206.3	
40 Tert-butyl ethyl ether	59	2.612	2.603	0.009	90	205587	20.0	20.4	
41 Vinyl acetate	86	2.620	2.620	0.000	99	27806	40.0	34.3	
42 cis-1,2-Dichloroethene	96	2.809	2.809	0.000	99	71894	20.0	18.5	
43 2,2-Dichloropropane	77	2.891	2.883	0.008	96	83934	20.0	19.6	
44 Cyclohexane	56	2.949	2.949	0.000	86	51669	20.0	17.3	
45 Chlorobromomethane	128	2.957	2.957	0.000	86	40275	20.0	19.8	
46 Chloroform	83	3.015	3.015	0.000	99	109774	20.0	18.9	
47 Carbon tetrachloride	117	3.105	3.105	0.000	96	65385	20.0	17.6	
49 Ethyl acetate	70	3.122	3.122	0.000	99	14412	40.0	37.2	
48 Methyl acrylate	55	3.130	3.130	0.000	69	54325	20.0	20.6	
50 Tetrahydrofuran	42	3.138	3.138	0.000	90	44056	40.0	35.3	
$ 51 Dibromofluoromethane (Surr	113	3.155	3.155	0.000	98	184147	50.0	50.0	
52 1,1,1-Trichloroethane	97	3.163	3.163	0.000	97	84986	20.0	18.2	
* 53 2-Butanone-d5	46	3.229	3.237	-0.008	100	284330	250.0	250.0	
54 1,1-Dichloropropene	75	3.262	3.245	0.017	95	77279	20.0	17.7	
55 2-Butanone (MEK)	72	3.270	3.262	0.008	99	38130	100.0	88.2	
56 Isooctane	57	3.344	3.336	0.008	99	81706	20.0	20.3	
57 n-Heptane	57	3.435	3.443	-0.009	90	16614	20.0	19.6	
58 Benzene	78	3.459	3.459	0.000	94	264528	20.0	17.4	
59 Propionitrile	54	3.500	3.500	0.000	95	81235	200.0	168.3	
60 Methacrylonitrile	67	3.509	3.509	0.000	89	270960	200.0	210.0	
$ 61 1,2-Dichloroethane-d4 (Sur	65	3.574	3.574	0.000	96	178810	50.0	50.9	
62 Tert-amyl methyl ether	73	3.574	3.574	0.000	97	182396	20.0	19.7	
63 1,2-Dichloroethane	62	3.632	3.632	0.000	97	78472	20.0	20.0	
64 Isobutyl alcohol	43	3.698	3.698	0.000	95	52969	500.0	411.4	
65 t-Amyl alcohol	59	3.772	3.797	-0.025	97	43313	200.0	167.8	
* 66 Fluorobenzene	96	3.813	3.813	0.000	99	595823	50.0	50.0	
67 Isopropyl acetate	43	3.887	3.887	0.000	100	104800	20.0	20.9	
68 Methylcyclohexane	83	3.945	3.945	0.000	93	39010	20.0	17.0	
69 Trichloroethene	95	3.969	3.961	0.008	95	58137	20.0	17.4	
70 2-ethoxy-2-methyl butane	59	4.208	4.208	0.000	99	146401	20.0	19.5	
71 Dibromomethane	93	4.356	4.348	0.008	94	41321	20.0	21.5	
72 n-Butanol	56	4.356	4.348	0.008	55	33926	500.0	400.9	
73 1,2-Dichloropropane	63	4.447	4.447	0.000	94	68175	20.0	19.2	
75 Ethyl acrylate	55	4.521	4.521	0.000	97	75560	20.0	20.6	
74 Dichlorobromomethane	83	4.529	4.529	0.000	98	81293	20.0	19.0	
77 Methyl methacrylate	100	4.727	4.727	0.000	88	35282	40.0	38.0	
* 76 1,4-Dioxane-d8	96	4.718	4.735	-0.017	46	34203	1000.0	1000.0	
78 1,4-Dioxane	88	4.751	4.751	0.000	85	14771	400.0	321.9	
79 n-Propyl acetate	43	4.883	4.784	0.099	98	84103	20.0	22.6	
80 2-Chloroethyl vinyl ether	63	5.155	5.155	0.000	96	40306	20.0	19.5	
81 cis-1,3-Dichloropropene	75	5.187	5.196	-0.009	90	105055	20.0	18.6	
$ 82 Toluene-d8 (Surr)	98	5.385	5.385	0.000	100	624485	50.0	45.1	
83 Toluene	91	5.443	5.451	-0.008	93	255435	20.0	17.4	
84 Epichlorohydrin	57	5.484	5.484	0.000	100	112306	400.0	389.5	
85 2-Nitropropane	41	5.722	5.722	0.000	98	24422	40.0	34.9	
86 Tetrachloroethene	166	5.879	5.870	0.009	96	51110	20.0	17.4	
87 4-Methyl-2-pentanone (MIBK	43	5.936	5.928	0.008	95	265691	100.0	97.1	
88 trans-1,3-Dichloropropene	75	5.961	5.961	0.000	92	91197	20.0	18.4	
89 1,1,2-Trichloroethane	83	6.134	6.134	0.000	96	46684	20.0	17.2	
90 Ethyl methacrylate	69	6.216	6.208	0.008	86	80375	20.0	18.9	

Compound	Sig	RT (min.)	Exp RT (min.)	Dlt RT (min.)	Q	Response	Cal Amt ug/l	OnCol Amt ug/l	Flags
91 Chlorodibromomethane	129	6.340	6.340	0.000	98	62351	20.0	16.4	
92 1,3-Dichloropropane	76	6.463	6.463	0.000	90	104533	20.0	18.7	
93 Ethylene Dibromide	107	6.595	6.595	0.000	96	59847	20.0	18.6	
94 n-Butyl acetate	43	6.932	6.932	0.000	99	81347	20.0	19.7	
95 2-Hexanone	43	7.006	7.006	0.000	96	182581	100.0	96.5	
* 96 Chlorobenzene-d5	117	7.294	7.294	0.000	83	484826	50.0	50.0	
97 Chlorobenzene	112	7.311	7.311	0.000	97	163633	20.0	17.9	
98 Ethylbenzene	106	7.393	7.393	0.000	97	71004	20.0	17.7	
99 1,1,1,2-Tetrachloroethane	131	7.426	7.426	0.000	95	59821	20.0	17.1	
100 m-Xylene & p-Xylene	106	7.607	7.615	-0.008	95	89309	20.0	17.3	
101 o-Xylene	106	8.200	8.208	-0.008	95	86671	20.0	17.2	
102 Bromoform	173	8.274	8.274	0.000	96	39244	20.0	14.3	
103 Styrene	104	8.290	8.290	0.000	97	154304	20.0	19.0	
104 n-Butyl acrylate	73	8.611	8.611	0.000	97	42609	20.0	18.7	
105 Isopropylbenzene	105	8.693	8.693	0.000	94	161946	20.0	17.3	
106 Amyl acetate (mixed isomer	43	9.031	9.031	0.000	91	93418	20.0	19.1	
$ 107 4-Bromofluorobenzene	174	9.080	9.080	0.000	0	182402	50.0	45.2	
108 Bromobenzene	156	9.187	9.187	0.000	95	65481	20.0	17.1	
109 N-Propylbenzene	91	9.335	9.327	0.008	99	173843	20.0	17.4	
110 1,1,2,2-Tetrachloroethane	83	9.483	9.483	0.000	98	72370	20.0	18.6	
111 2-Chlorotoluene	91	9.508	9.516	-0.008	97	147941	20.0	17.7	
112 4-Ethyltoluene	105	9.524	9.525	-0.001	98	159675	20.0	17.5	
113 1,2,3-Trichloropropane	110	9.631	9.632	-0.001	98	19969	20.0	16.9	
114 1,3,5-Trimethylbenzene	105	9.681	9.681	0.000	95	134754	20.0	17.0	
115 trans-1,4-Dichloro-2-buten	53	9.747	9.747	0.000	91	18484	20.0	18.5	
116 4-Chlorotoluene	91	9.780	9.788	-0.008	97	136434	20.0	17.3	
117 tert-Butylbenzene	119	10.150	10.150	0.000	96	108810	20.0	17.4	
118 Butyl Methacrylate	87	10.282	10.273	0.009	85	73601	20.0	17.0	
119 1,2,4-Trimethylbenzene	105	10.282	10.290	-0.008	94	143736	20.0	17.1	
120 sec-Butylbenzene	105	10.446	10.446	0.000	99	140735	20.0	17.2	
122 4-Isopropyltoluene	119	10.718	10.718	0.000	98	123952	20.0	16.2	
121 1,3-Dichlorobenzene	146	10.718	10.718	0.000	96	95521	20.0	18.0	
* 123 1,4-Dichlorobenzene-d4	152	10.849	10.849	0.000	93	212355	50.0	50.0	
124 1,4-Dichlorobenzene	146	10.874	10.874	0.000	96	98554	20.0	18.3	
125 1,2,3-Trimethylbenzene	105	10.973	10.973	0.000	97	161589	20.0	18.0	
126 2,3-Dihydroindene	117	11.146	11.146	0.000	94	180367	20.0	18.8	
127 p-Diethylbenzene	119	11.302	11.302	0.000	60	67358	20.0	18.7	
128 Benzyl chloride	126	11.302	11.302	0.000	98	26754	20.0	17.5	
129 n-Butylbenzene	92	11.376	11.368	0.008	97	52701	20.0	16.8	
130 1,2-Dichlorobenzene	146	11.467	11.467	0.000	98	105530	20.0	17.5	
131 1,2,4,5-Tetramethylbenzene	119	12.158	12.158	0.000	97	101419	20.0	17.3	
132 1,2-Dibromo-3-Chloropropan	157	12.273	12.273	0.000	92	14650	20.0	15.7	
133 1,3,5-Trichlorobenzene	180	12.306	12.306	0.000	96	53711	20.0	18.0	
135 Hexachlorobutadiene	225	12.775	12.775	0.000	78	25418	20.0	17.9	
134 1,2,4-Trichlorobenzene	180	12.775	12.775	0.000	94	39412	20.0	17.2	
136 Naphthalene	128	12.981	12.989	-0.008	100	89616	20.0	18.0	
137 1,2,3-Trichlorobenzene	180	13.096	13.096	0.000	95	41828	20.0	18.3	
S 138 1,2-Dichloroethene, Total	100				0		40.0	36.7	
S 139 1,3-Dichloropropene, Total	100				0		40.0	37.0	
S 140 Xylenes, Total	100				0		40.0	34.5	
S 141 Total BTEX	1				0		100.0	86.9	

QC Flag Legend

Review Flags

M - Manually Integrated

Reagents:

GASES Li_00335	Amount Added:	20.00	Units: uL	
ACROLEIN W_00095	Amount Added:	4.00	Units: uL	
8260MIX1COMB_00105	Amount Added:	20.00	Units: uL	
8260ISNEW_00135	Amount Added:	1.00	Units: uL	Run Reagent
8260SURR250_00201	Amount Added:	1.00	Units: uL	Run Reagent

Report Date: 07-Oct-2019 15:24:45 Chrom Revision: 2.3 17-Sep-2019 16:19:08

Eurofins TestAmerica, Edison

Data File: \\chromna\Edison\ChromData\CVOAMS5\20191006-98848.b\E04286.D

Injection Date: 06-Oct-2019 17:56:30 Instrument ID: CVOAMS5 Operator ID:

Lims ID: LCSD Worklist Smp#: 4

Client ID:

Purge Vol: 5.000 mL Dil. Factor: 1.0000 ALS Bottle#: 3

Method: 8260W_5 Limit Group: VOA - 8260C Water and Solid

Column: Rtx-VMS (0.18 mm)

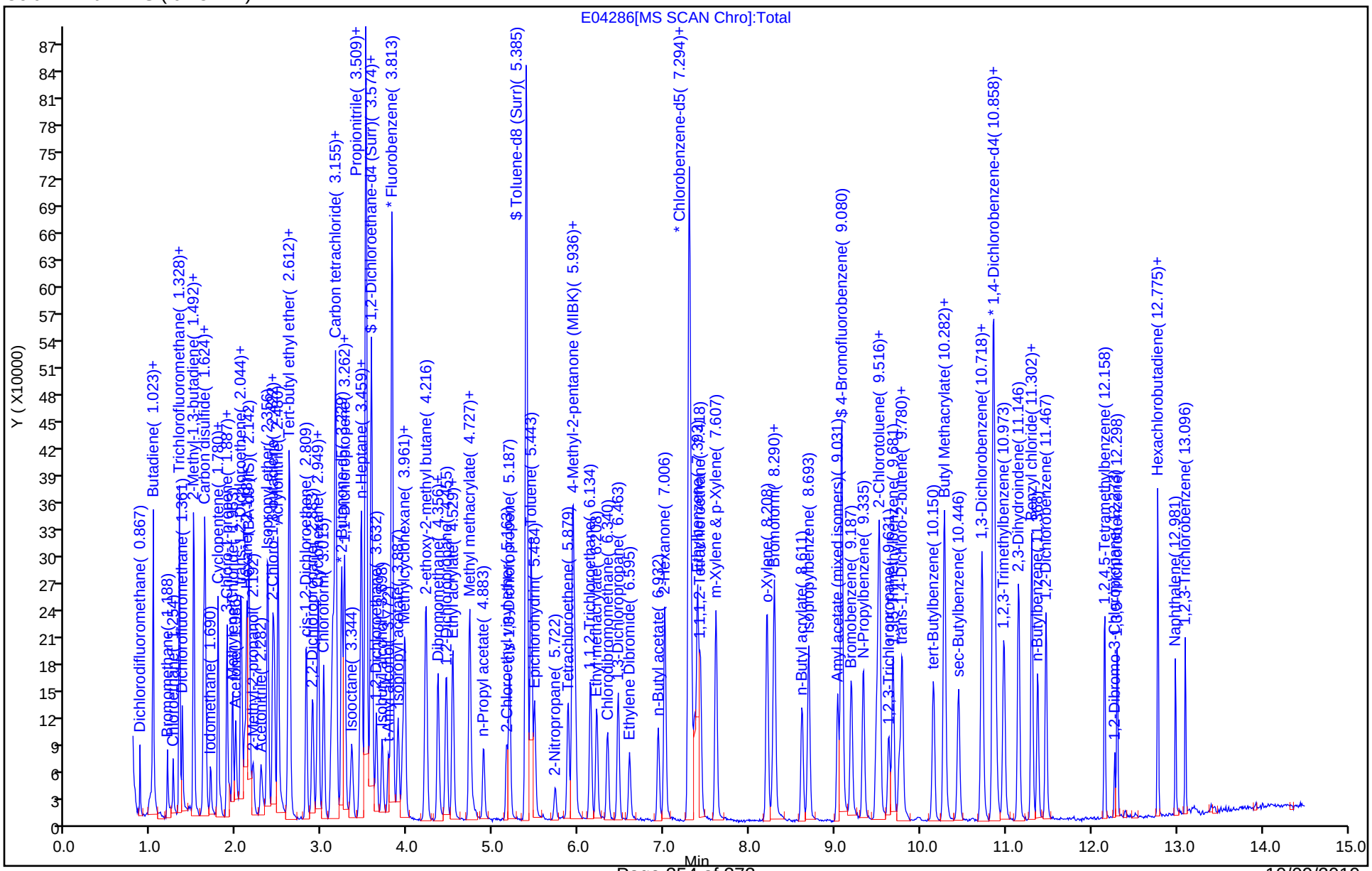

Manual Integration/User Assign Peak Report

Eurofins TestAmerica, Edison

Data File: \\chromna\Edison\ChromData\CVOAMS5\20191006-98848.b\E04286.D
Injection Date: 06-Oct-2019 17:56:30 Instrument ID: CVOAMS5
Lims ID: LCSD
Client ID:
Operator ID: ALS Bottle#: 3 Worklist Smp#: 4
Purge Vol: 5.000 mL Dil. Factor: 1.0000
Method: 8260W_5 Limit Group: VOA - 8260C Water and Solid
Column: Rtx-VMS (0.18 mm) Detector MS SCAN

10 Chloroethane, CAS: 75-00-3

Signal: 1

Processing Integration Results

RT: 1.25
Area: 35351
Amount: 13.143251
Amount Units: ug/l

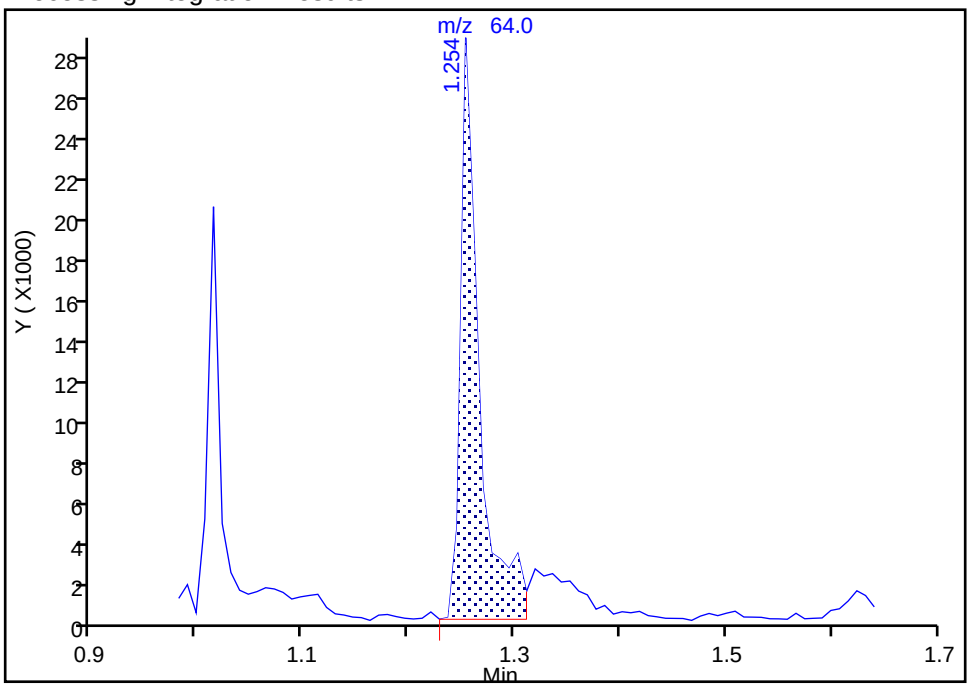

Manual Integration Results

RT: 1.25
Area: 42432
Amount: 15.775916
Amount Units: ug/l

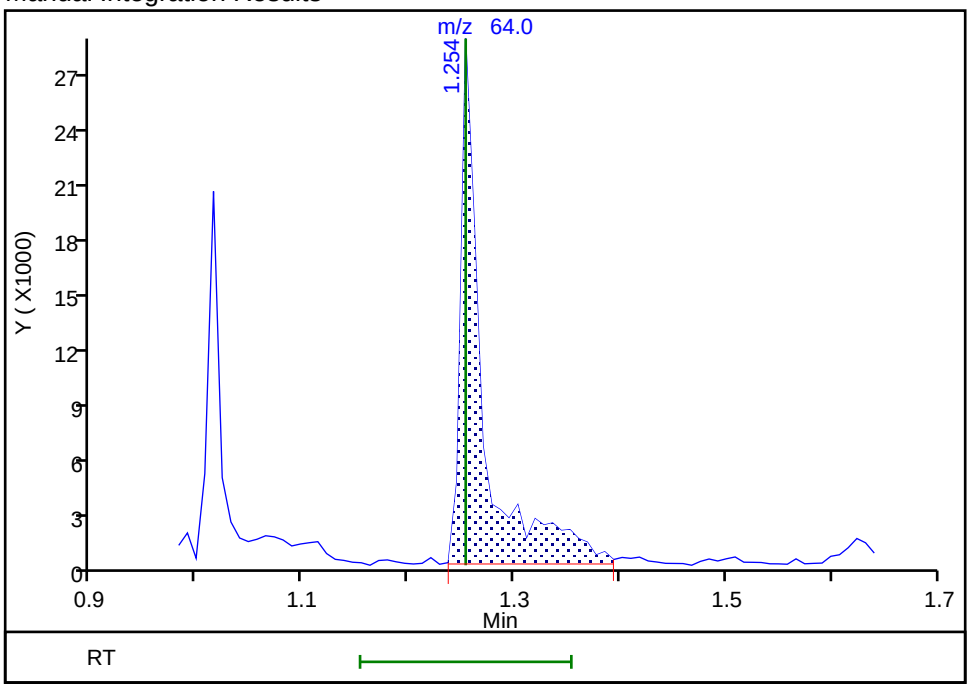

Reviewer: baronm, 07-Oct-2019 15:24:38
Audit Action: Manually Integrated Audit Reason: Incomplete Integration

FORM I
GC/MS VOA ORGANICS ANALYSIS DATA SHEET

Lab Name: Eurofins TestAmerica, Edison Job No.: 460-192524-1

SDG No.:

Client Sample ID: Lab Sample ID: LCSD 460-645075/4

Matrix: Water Lab File ID: E04313.D

Analysis Method: 8260C Date Collected:

Sample wt/vol: 5(mL) Date Analyzed: 10/07/2019 07:01

Soil Aliquot Vol: Dilution Factor: 1

Soil Extract Vol.: GC Column: Rtx-VMS ID: 0.18(mm)

% Moisture: Level: (low/med) Low

Analysis Batch No.: 645075 Units: ug/L

CAS NO.	COMPOUND NAME	RESULT	Q	RL	MDL
71-55-6	1,1,1-Trichloroethane	19.6		1.0	0.24
79-34-5	1,1,2,2-Tetrachloroethane	18.2		1.0	0.37
79-00-5	1,1,2-Trichloroethane	18.4		1.0	0.43
75-34-3	1,1-Dichloroethane	21.6		1.0	0.26
75-35-4	1,1-Dichloroethene	20.0		1.0	0.26
107-06-2	1,2-Dichloroethane	20.4		1.0	0.43
78-87-5	1,2-Dichloropropane	19.5		1.0	0.35
123-91-1	1,4-Dioxane	355		50	28
78-93-3	2-Butanone	91.6		5.0	1.9
591-78-6	2-Hexanone	98.3		5.0	1.1
108-10-1	4-Methyl-2-pentanone	103		5.0	1.3
67-64-1	Acetone	89.6		5.0	4.4
71-43-2	Benzene	18.9		1.0	0.20
75-27-4	Bromodichloromethane	20.7		1.0	0.34
75-25-2	Bromoform	13.9		1.0	0.54
74-83-9	Bromomethane	11.9		1.0	0.55
75-15-0	Carbon disulfide	22.1		1.0	0.82
56-23-5	Carbon tetrachloride	20.4		1.0	0.21
108-90-7	Chlorobenzene	18.7		1.0	0.38
75-00-3	Chloroethane	20.7		1.0	0.32
67-66-3	Chloroform	21.1		1.0	0.33
74-87-3	Chloromethane	21.3		1.0	0.40
156-59-2	cis-1,2-Dichloroethene	19.7		1.0	0.22
10061-01-5	cis-1,3-Dichloropropene	18.8		1.0	0.22
124-48-1	Dibromochloromethane	16.9		1.0	0.28
100-41-4	Ethylbenzene	18.6		1.0	0.30
75-09-2	Methylene Chloride	19.2		1.0	0.32
100-42-5	Styrene	20.4		1.0	0.42
127-18-4	Tetrachloroethene	19.5		1.0	0.25
108-88-3	Toluene	18.3		1.0	0.38
156-60-5	trans-1,2-Dichloroethene	20.1		1.0	0.24
10061-02-6	trans-1,3-Dichloropropene	20.4		1.0	0.49
79-01-6	Trichloroethene	19.4		1.0	0.31
75-01-4	Vinyl chloride	21.6		1.0	0.17
1330-20-7	Xylenes, Total	36.4		2.0	0.65

FORM I
GC/MS VOA ORGANICS ANALYSIS DATA SHEET

Lab Name: Eurofins TestAmerica, Edison Job No.: 460-192524-1

SDG No.:

Client Sample ID: Lab Sample ID: LCSD 460-645075/4

Matrix: Water Lab File ID: E04313.D

Analysis Method: 8260C Date Collected:

Sample wt/vol: 5(mL) Date Analyzed: 10/07/2019 07:01

Soil Aliquot Vol: Dilution Factor: 1

Soil Extract Vol.: GC Column: Rtx-VMS ID: 0.18(mm)

% Moisture: Level: (low/med) Low

Analysis Batch No.: 645075 Units: ug/L

CAS NO.	SURROGATE	%REC	Q	LIMITS
17060-07-0	1,2-Dichloroethane-d4 (Surr)	108		74-132
460-00-4	Bromofluorobenzene	95		77-124
1868-53-7	Dibromofluoromethane (Surr)	100		72-131
2037-26-5	Toluene-d8 (Surr)	93		80-120

Eurofins TestAmerica, Edison
Target Compound Quantitation Report

Data File: \\chromna\Edison\ChromData\CVOAMS5\20191007-98868.b\E04313.D
Lims ID: LCSD
Client ID:
Sample Type: LCSD
Inject. Date: 07-Oct-2019 07:01:30 ALS Bottle#: 3 Worklist Smp#: 4
Purge Vol: 5.000 mL Dil. Factor: 1.0000
Sample Info: LCSD
Misc. Info.: 460-0098868-004
Operator ID: Instrument ID: CVOAMS5

Method: \\chromna\Edison\ChromData\CVOAMS5\20191007-98868.b\8260W_5.m
Limit Group: VOA - 8260C Water and Solid
Last Update: 07-Oct-2019 16:37:47 Calib Date: 03-Oct-2019 10:02:30
Integrator: RTE ID Type: Deconvolution ID
Quant Method: Internal Standard Quant By: Initial Calibration
Last ICal File: \\chromna\Edison\ChromData\CVOAMS5\20191003-98633.b\E04166.D

Column 1 : Rtx-VMS (0.18 mm) Det: MS SCAN
Process Host: CTX0308

First Level Reviewer: baronm Date: 07-Oct-2019 16:33:00

Compound	Sig	RT (min.)	Exp RT (min.)	Dlt RT (min.)	Q	Response	Cal Amt ug/l	OnCol Amt ug/l	Flags
3 Dichlorodifluoromethane	85	0.867	0.867	0.000	98	69328	20.0	16.8	
7 Vinyl chloride	62	1.015	1.015	0.000	98	84461	20.0	21.6	
6 Chloromethane	50	1.023	1.023	0.000	53	111336	20.0	21.3	
8 Butadiene	54	1.023	1.023	0.000	94	78588	20.0	21.1	
9 Bromomethane	94	1.188	1.188	0.000	98	32506	20.0	11.9	
10 Chloroethane	64	1.254	1.254	0.000	98	51176	20.0	20.7	M
11 Trichlorofluoromethane	101	1.328	1.328	0.000	96	99081	20.0	22.0	
12 Pentane	72	1.328	1.328	0.000	96	15495	40.0	44.0	
13 Dichlorofluoromethane	67	1.361	1.361	0.000	99	110331	20.0	22.6	
14 2-Methyl-1,3-butadiene	67	1.492	1.492	0.000	94	109526	20.0	22.9	
15 Ethyl ether	59	1.501	1.501	0.000	94	54205	20.0	20.4	
16 Ethanol	45	1.501	1.599	-0.098	65	39770	800.0	1171.6	
17 1,1-Dichloroethene	96	1.608	1.608	0.000	96	61730	20.0	20.0	
19 Carbon disulfide	76	1.624	1.624	0.000	99	219112	20.0	22.1	
20 1,1,2-Trichloro-1,2,2-trif	101	1.632	1.632	0.000	91	52303	20.0	20.6	
22 Iodomethane	142	1.690	1.690	0.000	97	47297	20.0	10.4	
23 Cyclopentene	67	1.780	1.780	0.000	95	162366	20.0	22.2	
24 Acrolein	56	1.805	1.813	-0.008	19	10313	40.0	34.0	
25 3-Chloro-1-propene	76	1.887	1.887	0.000	94	42581	20.0	20.9	
26 Isopropyl alcohol	45	1.912	1.912	0.000	98	33279	200.0	192.5	
27 Methylene Chloride	84	1.953	1.953	0.000	91	75370	20.0	19.2	
28 Acetone	58	1.986	1.986	0.000	89	25573	100.0	89.6	
29 trans-1,2-Dichloroethene	96	2.044	2.044	0.000	92	71088	20.0	20.1	
30 Methyl acetate	74	2.060	2.060	0.000	98	20827	40.0	33.7	
31 Hexane	86	2.093	2.093	0.000	77	8467	20.0	19.5	
32 Methyl tert-butyl ether	73	2.118	2.118	0.000	96	187210	20.0	20.4	
* 33 TBA-d9 (IS)	65	2.143	2.142	0.001	100	254026	1000.0	1000.0	
34 2-Methyl-2-propanol	59	2.192	2.192	0.000	99	52868	200.0	179.1	
35 Acetonitrile	41	2.282	2.282	0.000	99	64165	200.0	183.4	
36 Isopropyl ether	45	2.357	2.356	0.001	97	217978	20.0	21.2	
37 2-Chloro-1,3-butadiene	88	2.422	2.422	0.000	88	65808	20.0	20.7	

Compound	Sig	RT (min.)	Exp RT (min.)	Dlt RT (min.)	Q	Response	Cal Amt ug/l	OnCol Amt ug/l	Flags
38 1,1-Dichloroethane	63	2.439	2.439	0.000	99	123642	20.0	21.6	
39 Acrylonitrile	53	2.480	2.480	0.000	95	207897	200.0	203.7	
40 Tert-butyl ethyl ether	59	2.612	2.603	0.009	92	203937	20.0	20.6	
41 Vinyl acetate	86	2.620	2.620	0.000	100	27737	40.0	37.3	
42 cis-1,2-Dichloroethene	96	2.809	2.809	0.000	99	75190	20.0	19.7	
43 2,2-Dichloropropane	77	2.883	2.883	0.000	96	96196	20.0	23.0	
44 Cyclohexane	56	2.949	2.941	0.008	87	69607	20.0	23.8	
45 Chlorobromomethane	128	2.957	2.957	0.000	87	38857	20.0	19.5	
46 Chloroform	83	3.015	3.015	0.000	99	119688	20.0	21.1	
47 Carbon tetrachloride	117	3.105	3.105	0.000	97	74045	20.0	20.4	
49 Ethyl acetate	70	3.122	3.122	0.000	99	13730	40.0	38.6	
48 Methyl acrylate	55	3.130	3.130	0.000	58	51140	20.0	19.8	
50 Tetrahydrofuran	42	3.138	3.138	0.000	66	43735	40.0	38.1	
$ 51 Dibromofluoromethane (Surr	113	3.155	3.155	0.000	98	179885	50.0	49.8	
52 1,1,1-Trichloroethane	97	3.163	3.163	0.000	97	89660	20.0	19.6	
* 53 2-Butanone-d5	46	3.229	3.229	0.000	100	261221	250.0	250.0	
54 1,1-Dichloropropene	75	3.262	3.262	0.000	88	89379	20.0	20.9	
55 2-Butanone (MEK)	72	3.262	3.262	0.000	97	36361	100.0	91.6	
56 Isooctane	57	3.344	3.344	0.000	99	110110	20.0	27.8	
57 n-Heptane	57	3.435	3.435	0.001	91	22060	20.0	26.7	
58 Benzene	78	3.459	3.459	0.000	94	281665	20.0	18.9	
59 Propionitrile	54	3.500	3.500	0.000	98	76418	200.0	177.1	
60 Methacrylonitrile	67	3.509	3.509	0.000	90	258870	200.0	204.7	
$ 61 1,2-Dichloroethane-d4 (Sur	65	3.575	3.574	0.001	97	186239	50.0	54.1	
62 Tert-amyl methyl ether	73	3.575	3.574	0.001	98	182330	20.0	20.1	
63 1,2-Dichloroethane	62	3.632	3.632	0.000	97	78431	20.0	20.4	
64 Isobutyl alcohol	43	3.698	3.706	-0.008	97	51374	500.0	446.2	
65 t-Amyl alcohol	59	3.772	3.772	0.000	98	39218	200.0	170.0	
* 66 Fluorobenzene	96	3.813	3.813	0.000	99	584124	50.0	50.0	
67 Isopropyl acetate	43	3.887	3.887	0.000	99	103392	20.0	21.0	
68 Methylcyclohexane	83	3.937	3.937	0.000	93	54859	20.0	24.4	
69 Trichloroethene	95	3.961	3.961	0.000	94	63552	20.0	19.4	
70 2-ethoxy-2-methyl butane	59	4.208	4.208	0.000	99	153998	20.0	21.0	
71 Dibromomethane	93	4.356	4.348	0.008	91	39230	20.0	20.8	
72 n-Butanol	56	4.348	4.348	0.000	63	33397	500.0	441.3	
73 1,2-Dichloropropane	63	4.447	4.455	-0.008	91	67623	20.0	19.5	
75 Ethyl acrylate	55	4.521	4.521	0.000	98	72656	20.0	20.2	
74 Dichlorobromomethane	83	4.529	4.529	0.000	99	86707	20.0	20.7	
* 76 1,4-Dioxane-d8	96	4.718	4.718	0.000	45	29189	1000.0	1000.0	
77 Methyl methacrylate	100	4.727	4.727	0.000	87	35521	40.0	39.0	
78 1,4-Dioxane	88	4.743	4.751	-0.008	94	13914	400.0	355.3	
79 n-Propyl acetate	43	4.891	4.883	0.008	97	72609	20.0	19.9	
80 2-Chloroethyl vinyl ether	63	5.155	5.155	0.000	97	39103	20.0	19.3	
81 cis-1,3-Dichloropropene	75	5.188	5.187	0.001	90	103658	20.0	18.8	
$ 82 Toluene-d8 (Surr)	98	5.385	5.385	0.000	99	630278	50.0	46.4	
83 Toluene	91	5.443	5.443	0.000	93	264351	20.0	18.3	
84 Epichlorohydrin	57	5.484	5.484	0.000	99	105145	400.0	396.9	
85 2-Nitropropane	41	5.722	5.722	0.000	94	21681	40.0	34.6	
86 Tetrachloroethene	166	5.879	5.879	0.000	96	56114	20.0	19.5	
87 4-Methyl-2-pentanone (MIBK	43	5.936	5.928	0.008	96	258499	100.0	102.8	
88 trans-1,3-Dichloropropene	75	5.961	5.961	0.000	90	99470	20.0	20.4	
89 1,1,2-Trichloroethane	83	6.134	6.142	-0.008	96	48913	20.0	18.4	

Compound	Sig	RT (min.)	Exp RT (min.)	Dlt RT (min.)	Q	Response	Cal Amt ug/l	OnCol Amt ug/l	Flags
90 Ethyl methacrylate	69	6.208	6.208	0.000	88	76765	20.0	18.4	
91 Chlorodibromomethane	129	6.340	6.340	0.000	98	62966	20.0	16.9	
92 1,3-Dichloropropane	76	6.463	6.463	0.000	92	99861	20.0	18.2	
93 Ethylene Dibromide	107	6.595	6.595	0.000	96	55807	20.0	17.7	
94 n-Butyl acetate	43	6.932	6.932	0.000	97	79940	20.0	19.7	
95 2-Hexanone	43	7.006	7.006	0.000	96	170812	100.0	98.3	
* 96 Chlorobenzene-d5	117	7.294	7.294	0.000	83	475172	50.0	50.0	
97 Chlorobenzene	112	7.311	7.311	0.000	97	167216	20.0	18.7	
98 Ethylbenzene	106	7.393	7.393	0.000	98	73194	20.0	18.6	
99 1,1,1,2-Tetrachloroethane	131	7.426	7.426	0.000	96	61315	20.0	17.9	
100 m-Xylene & p-Xylene	106	7.607	7.607	0.000	94	92349	20.0	18.2	
101 o-Xylene	106	8.200	8.200	0.000	95	89648	20.0	18.2	
102 Bromoform	173	8.274	8.274	0.000	95	38315	20.0	13.9	
103 Styrene	104	8.290	8.290	0.000	96	162097	20.0	20.4	
104 n-Butyl acrylate	73	8.611	8.611	0.000	97	42209	20.0	18.9	
105 Isopropylbenzene	105	8.693	8.693	0.000	95	183563	20.0	20.0	
106 Amyl acetate (mixed isomer	43	9.031	9.031	0.000	90	94429	20.0	19.3	
$ 107 4-Bromofluorobenzene	174	9.080	9.080	0.000	0	188537	50.0	47.7	
108 Bromobenzene	156	9.187	9.195	-0.008	95	70123	20.0	18.3	
109 N-Propylbenzene	91	9.327	9.335	-0.008	99	197506	20.0	19.7	
110 1,1,2,2-Tetrachloroethane	83	9.483	9.483	0.000	97	71130	20.0	18.2	
111 2-Chlorotoluene	91	9.508	9.516	-0.008	97	158030	20.0	18.9	
112 4-Ethyltoluene	105	9.525	9.524	0.001	98	170333	20.0	18.6	
113 1,2,3-Trichloropropane	110	9.632	9.631	0.001	97	19584	20.0	16.6	
114 1,3,5-Trimethylbenzene	105	9.681	9.681	0.000	95	143398	20.0	18.0	
115 trans-1,4-Dichloro-2-buten	53	9.755	9.755	0.000	90	17937	20.0	17.9	
116 4-Chlorotoluene	91	9.780	9.780	0.000	96	148230	20.0	18.8	
117 tert-Butylbenzene	119	10.150	10.150	0.000	97	115184	20.0	18.4	
118 Butyl Methacrylate	87	10.282	10.282	0.000	87	72809	20.0	16.8	
119 1,2,4-Trimethylbenzene	105	10.282	10.282	0.000	95	150978	20.0	17.9	
120 sec-Butylbenzene	105	10.438	10.446	-0.008	99	153895	20.0	18.8	
121 1,3-Dichlorobenzene	146	10.718	10.718	0.000	95	97805	20.0	18.4	
122 4-Isopropyltoluene	119	10.718	10.718	0.000	98	133499	20.0	17.4	
* 123 1,4-Dichlorobenzene-d4	152	10.858	10.849	0.009	93	212823	50.0	50.0	
124 1,4-Dichlorobenzene	146	10.874	10.874	0.000	96	102911	20.0	19.1	
125 1,2,3-Trimethylbenzene	105	10.973	10.973	0.000	97	162974	20.0	18.1	
126 2,3-Dihydroindene	117	11.146	11.146	0.000	94	187006	20.0	19.5	
127 p-Diethylbenzene	119	11.302	11.302	0.000	92	71250	20.0	19.7	
128 Benzyl chloride	126	11.302	11.302	0.000	98	25469	20.0	16.6	
129 n-Butylbenzene	92	11.368	11.368	0.000	97	54628	20.0	17.3	
130 1,2-Dichlorobenzene	146	11.467	11.467	0.000	97	108202	20.0	17.9	
131 1,2,4,5-Tetramethylbenzene	119	12.158	12.158	0.000	98	99767	20.0	17.0	
132 1,2-Dibromo-3-Chloropropan	157	12.273	12.273	0.000	89	15673	20.0	16.8	
133 1,3,5-Trichlorobenzene	180	12.306	12.298	0.008	96	53015	20.0	17.7	
134 1,2,4-Trichlorobenzene	180	12.775	12.775	0.000	93	42694	20.0	18.6	
135 Hexachlorobutadiene	225	12.775	12.775	0.000	81	28050	20.0	19.8	
136 Naphthalene	128	12.981	12.981	0.000	99	84392	20.0	16.9	
137 1,2,3-Trichlorobenzene	180	13.096	13.096	0.000	96	41720	20.0	18.2	
S 138 1,2-Dichloroethene, Total	100				0		40.0	39.8	
S 139 1,3-Dichloropropene, Total	100				0		40.0	39.2	
S 140 Xylenes, Total	100				0		40.0	36.4	
S 141 Total BTEX	1				0		100.0	92.2	

QC Flag Legend

Review Flags

M - Manually Integrated

Reagents:

GASES Li_00335	Amount Added:	20.00	Units: uL	
ACROLEIN W_00096	Amount Added:	4.00	Units: uL	
8260MIX1COMB_00105	Amount Added:	20.00	Units: uL	
8260ISNEW_00135	Amount Added:	1.00	Units: uL	Run Reagent
8260SURR250_00201	Amount Added:	1.00	Units: uL	Run Reagent

Report Date: 07-Oct-2019 16:38:04 Chrom Revision: 2.3 17-Sep-2019 16:19:08

Eurofins TestAmerica, Edison

Data File: \\chromna\Edison\ChromData\CVOAMS5\20191007-98868.b\E04313.D

Injection Date: 07-Oct-2019 07:01:30 Instrument ID: CVOAMS5 Operator ID:

Lims ID: LCSD Worklist Smp#: 4

Client ID:

Purge Vol: 5.000 mL Dil. Factor: 1.0000 ALS Bottle#: 3

Method: 8260W_5 Limit Group: VOA - 8260C Water and Solid

Column: Rtx-VMS (0.18 mm)

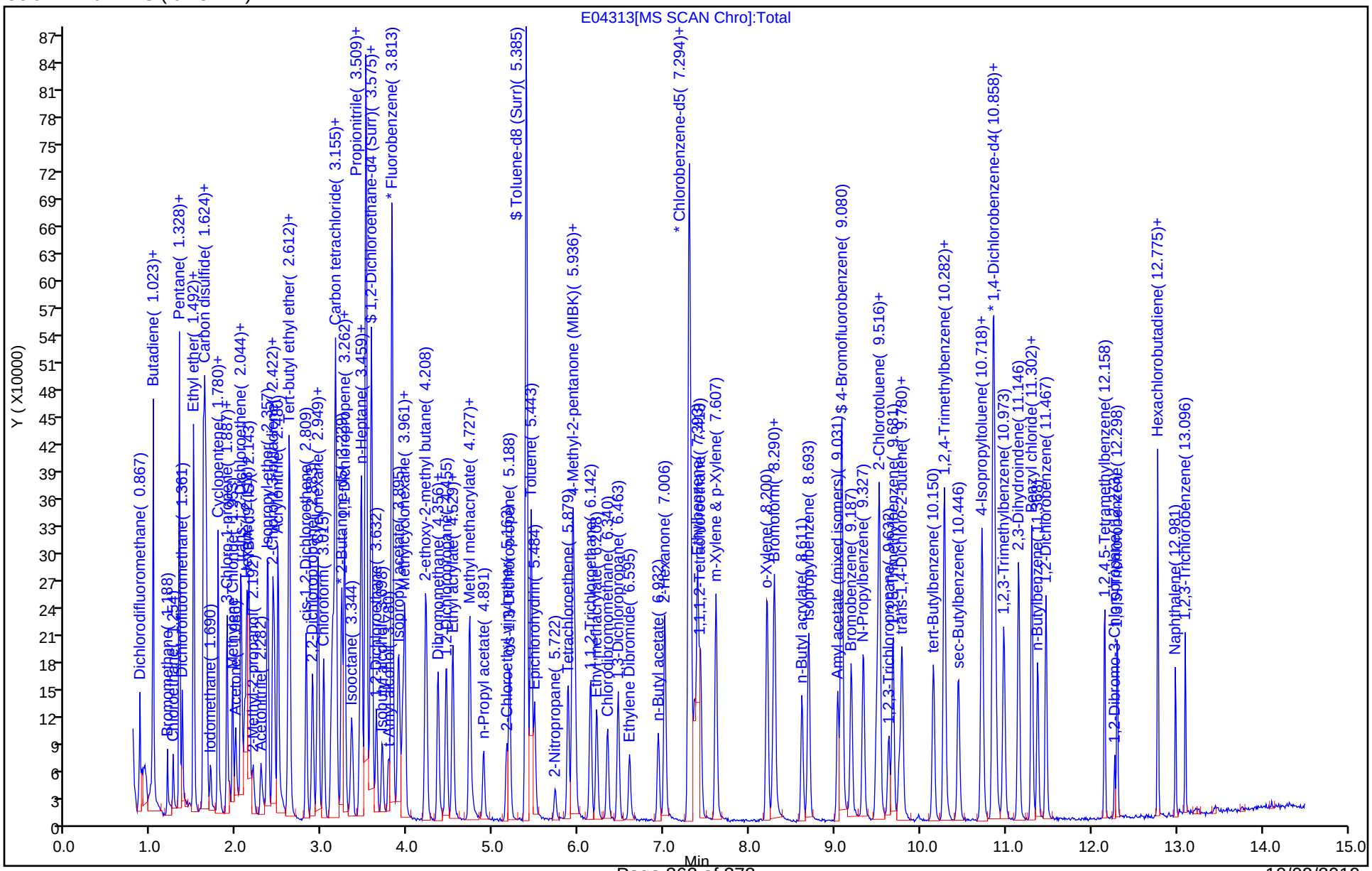

Manual Integration/User Assign Peak Report

Eurofins TestAmerica, Edison

Data File: \\chromna\Edison\ChromData\CVOAMS5\20191007-98868.b\E04313.D
Injection Date: 07-Oct-2019 07:01:30 Instrument ID: CVOAMS5
Lims ID: LCSD
Client ID:
Operator ID: ALS Bottle#: 3 Worklist Smp#: 4
Purge Vol: 5.000 mL Dil. Factor: 1.0000
Method: 8260W_5 Limit Group: VOA - 8260C Water and Solid
Column: Rtx-VMS (0.18 mm) Detector MS SCAN

10 Chloroethane, CAS: 75-00-3

Signal: 1

Processing Integration Results

RT: 1.25
Area: 65157
Amount: 26.367975
Amount Units: ug/l

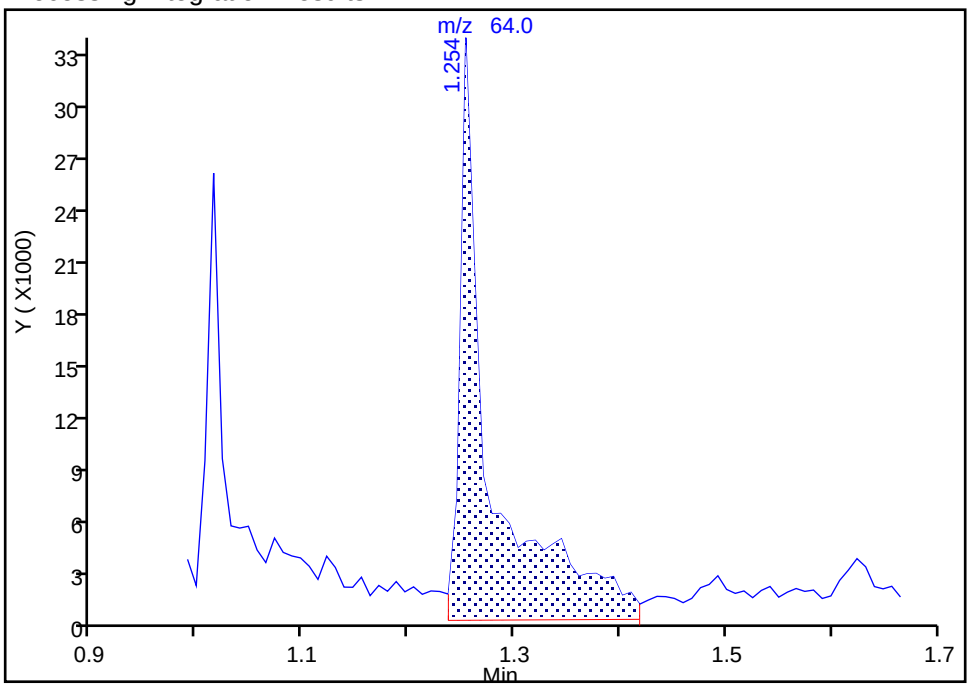

Manual Integration Results

RT: 1.25
Area: 51176
Amount: 20.710092
Amount Units: ug/l

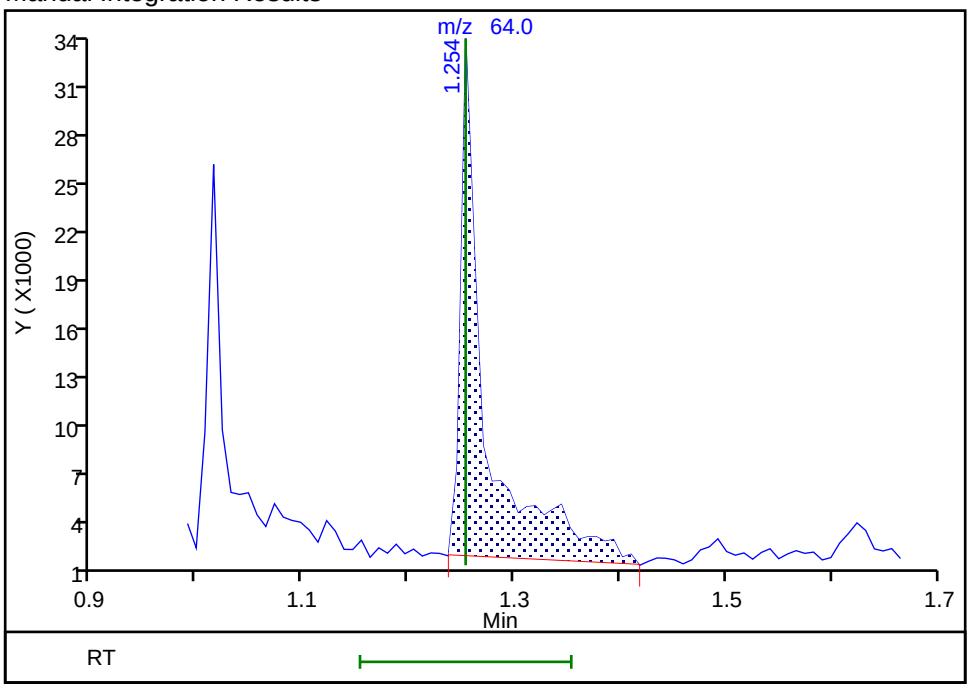

Reviewer: baronm, 07-Oct-2019 16:32:24
Audit Action: Manually Integrated Audit Reason: Baseline

GC/MS VOA ANALYSIS RUN LOG

Lab Name: Eurofins TestAmerica, Edison Job No.: 460-192524-1

SDG No.:

Instrument ID: CVOAMS5 Start Date: 10/03/2019 05:57

Analysis Batch Number: 644050 End Date: 10/03/2019 17:05

LAB SAMPLE ID	CLIENT SAMPLE ID	DATE ANALYZED	DILUTION FACTOR	LAB FILE ID	COLUMN ID
BFB 460-644050/1		10/03/2019 05:57	1	E04158.D	Rtx-VMS 0.18(mm)
STD7 460-644050/3 IC		10/03/2019 07:15	1	E04160.D	Rtx-VMS 0.18(mm)
STD1 460-644050/4 IC		10/03/2019 07:43	1	E04161.D	Rtx-VMS 0.18(mm)
STD5 460-644050/5 IC		10/03/2019 08:11	1	E04162.D	Rtx-VMS 0.18(mm)
STD20 460-644050/6 ICIS		10/03/2019 08:38	1	E04163.D	Rtx-VMS 0.18(mm)
STD50 460-644050/7 IC		10/03/2019 09:06	1	E04164.D	Rtx-VMS 0.18(mm)
STD200 460-644050/8 IC		10/03/2019 09:34	1	E04165.D	Rtx-VMS 0.18(mm)
STD500 460-644050/9 IC		10/03/2019 10:02	1	E04166.D	Rtx-VMS 0.18(mm)
ICV 460-644050/14		10/03/2019 12:21	1		Rtx-VMS 0.18(mm)
ZZZZZ		10/03/2019 12:49	1		Rtx-VMS 0.18(mm)
ZZZZZ		10/03/2019 13:17	1		Rtx-VMS 0.18(mm)
ZZZZZ		10/03/2019 15:33	1		Rtx-VMS 0.18(mm)
		10/03/2019 16:37	1		Rtx-VMS 0.18(mm)
ZZZZZ		10/03/2019 17:05	50		Rtx-VMS 0.18(mm)

GC/MS VOA ANALYSIS RUN LOG

Lab Name: Eurofins TestAmerica, Edison Job No.: 460-192524-1

SDG No.:

Instrument ID: CVOAMS5 Start Date: 10/06/2019 16:34

Analysis Batch Number: 645002 End Date: 10/07/2019 04:29

LAB SAMPLE ID	CLIENT SAMPLE ID	DATE ANALYZED	DILUTION FACTOR	LAB FILE ID	COLUMN ID
BFB 460-645002/1		10/06/2019 16:34	1	E04283.D	Rtx-VMS 0.18(mm)
CCVIS 460-645002/2		10/06/2019 17:00	1	E04284.D	Rtx-VMS 0.18(mm)
LCS 460-645002/3		10/06/2019 17:28	1	E04285.D	Rtx-VMS 0.18(mm)
LCSD 460-645002/4		10/06/2019 17:56	1	E04286.D	Rtx-VMS 0.18(mm)
MB 460-645002/9		10/06/2019 20:15	1	E04291.D	Rtx-VMS 0.18(mm)
ZZZZZ		10/06/2019 20:50	1		Rtx-VMS 0.18(mm)
ZZZZZ		10/06/2019 21:18	1		Rtx-VMS 0.18(mm)
ZZZZZ		10/06/2019 21:46	1		Rtx-VMS 0.18(mm)
ZZZZZ		10/06/2019 22:14	2		Rtx-VMS 0.18(mm)
ZZZZZ		10/07/2019 00:05	10		Rtx-VMS 0.18(mm)
ZZZZZ		10/07/2019 00:33	10		Rtx-VMS 0.18(mm)
460-192524-1		10/07/2019 01:29	1	E04302.D	Rtx-VMS 0.18(mm)
460-192524-4		10/07/2019 01:57	1	E04303.D	Rtx-VMS 0.18(mm)
460-192524-2		10/07/2019 02:25	1	E04304.D	Rtx-VMS 0.18(mm)
460-192524-3		10/07/2019 02:52	1	E04305.D	Rtx-VMS 0.18(mm)
460-192524-5		10/07/2019 03:20	1	E04306.D	Rtx-VMS 0.18(mm)
460-192524-6		10/07/2019 03:48	1	E04307.D	Rtx-VMS 0.18(mm)
460-192524-7		10/07/2019 04:29	1	E04308.D	Rtx-VMS 0.18(mm)

GC/MS VOA ANALYSIS RUN LOG

Lab Name: Eurofins TestAmerica, Edison Job No.: 460-192524-1

SDG No.:

Instrument ID: CVOAMS5 Start Date: 10/07/2019 05:42

Analysis Batch Number: 645075 End Date: 10/07/2019 16:46

LAB SAMPLE ID	CLIENT SAMPLE ID	DATE ANALYZED	DILUTION FACTOR	LAB FILE ID	COLUMN ID
BFB 460-645075/1		10/07/2019 05:42	1	E04310.D	Rtx-VMS 0.18(mm)
CCVIS 460-645075/2		10/07/2019 06:05	1	E04311.D	Rtx-VMS 0.18(mm)
LCS 460-645075/3		10/07/2019 06:33	1	E04312.D	Rtx-VMS 0.18(mm)
LCSD 460-645075/4		10/07/2019 07:01	1	E04313.D	Rtx-VMS 0.18(mm)
MB 460-645075/9		10/07/2019 09:20	1	E04318.D	Rtx-VMS 0.18(mm)
ZZZZZ		10/07/2019 09:48	1		Rtx-VMS 0.18(mm)
ZZZZZ		10/07/2019 10:16	1		Rtx-VMS 0.18(mm)
ZZZZZ		10/07/2019 10:44	1		Rtx-VMS 0.18(mm)
460-192524-8		10/07/2019 11:12	1	E04322.D	Rtx-VMS 0.18(mm)
460-192524-9		10/07/2019 11:40	1	E04323.D	Rtx-VMS 0.18(mm)
ZZZZZ		10/07/2019 12:07	1		Rtx-VMS 0.18(mm)
ZZZZZ		10/07/2019 12:35	10		Rtx-VMS 0.18(mm)
ZZZZZ		10/07/2019 13:03	10		Rtx-VMS 0.18(mm)
ZZZZZ		10/07/2019 13:31	10		Rtx-VMS 0.18(mm)
ZZZZZ		10/07/2019 13:59	500		Rtx-VMS 0.18(mm)
ZZZZZ		10/07/2019 16:18	10		Rtx-VMS 0.18(mm)
ZZZZZ		10/07/2019 16:46	10		Rtx-VMS 0.18(mm)

GC/MS VOA BATCH WORKSHEET

Lab Name: Eurofins TestAmerica, Edison Job No.: 460-192524-1

SDG No.:

Batch Number: 645002 Batch Start Date: 10/06/19 16:34 Batch Analyst: Tupayachi, Audberto

Batch Method: 8260C Batch End Date:

Lab Sample ID	Client Sample ID	Method Chain	Basis	InitialAmount	FinalAmount	8260ISNEW 00135	8260MIX1COMB 00105	8260SURR250 00201	ACROLEIN W 00095
BFB 460-645002/1		8260C		5 mL	5 mL				
CCVIS 460-645002/2		8260C		5 mL	5 mL	1 uL	20 uL	1 uL	4 uL
LCS 460-645002/3		8260C		5 mL	5 mL	1 uL	20 uL	1 uL	4 uL
LCSD 460-645002/4		8260C		5 mL	5 mL	1 uL	20 uL	1 uL	4 uL
MB 460-645002/9		8260C		5 mL	5 mL	1 uL		1 uL	
460-192524-B-1	TB	8260C	T	5 mL	5 mL	1 uL		1 uL	
460-192524-B-4	FB	8260C	T	5 mL	5 mL	1 uL		1 uL	
460-192524-B-2	MW-24	8260C	T	5 mL	5 mL	1 uL		1 uL	
460-192524-B-3	MW-43	8260C	T	5 mL	5 mL	1 uL		1 uL	
460-192524-B-5	PZ-23	8260C	T	5 mL	5 mL	1 uL		1 uL	
460-192524-B-6	MW-36	8260C	T	5 mL	5 mL	1 uL		1 uL	
460-192524-B-7	MW-31	8260C	T	5 mL	5 mL	1 uL		1 uL	

Lab Sample ID	Client Sample ID	Method Chain	Basis	BFB 00021	GASES Li 00335				
BFB 460-645002/1		8260C		1 uL					
CCVIS 460-645002/2		8260C			20 uL				
LCS 460-645002/3		8260C			20 uL				
LCSD 460-645002/4		8260C			20 uL				
MB 460-645002/9		8260C							
460-192524-B-1	TB	8260C	T						
460-192524-B-4	FB	8260C	T						
460-192524-B-2	MW-24	8260C	T						
460-192524-B-3	MW-43	8260C	T						
460-192524-B-5	PZ-23	8260C	T						
460-192524-B-6	MW-36	8260C	T						
460-192524-B-7	MW-31	8260C	T						

The pound sign (#) in the amount added field denotes that the reagent was used undiluted. All calculations are performed using the stated concentration for this reagent.

GC/MS VOA BATCH WORKSHEET

Lab Name: Eurofins TestAmerica, Edison Job No.: 460-192524-1

SDG No.:

Batch Number: 645002 Batch Start Date: 10/06/19 16:34 Batch Analyst: Tupayachi, Audberto

Batch Method: 8260C Batch End Date:

Batch Notes	

Basis	Basis Description
T	Total/NA

The pound sign (#) in the amount added field denotes that the reagent was used undiluted. All calculations are performed using the stated concentration for this reagent.

GC/MS VOA BATCH WORKSHEET

Lab Name: Eurofins TestAmerica, Edison Job No.: 460-192524-1

SDG No.:

Batch Number: 645075 Batch Start Date: 10/07/19 05:42 Batch Analyst: Tupayachi, Audberto

Batch Method: 8260C Batch End Date:

Lab Sample ID	Client Sample ID	Method Chain	Basis	InitialAmount	FinalAmount	8260ISNEW 00135	8260MIX1COMB 00105	8260SURR250 00201	ACROLEIN W 00096
BFB 460-645075/1		8260C		5 mL	5 mL				
CCVIS 460-645075/2		8260C		5 mL	5 mL	1 uL	20 uL	1 uL	4 uL
LCS 460-645075/3		8260C		5 mL	5 mL	1 uL	20 uL	1 uL	4 uL
LCSD 460-645075/4		8260C		5 mL	5 mL	1 uL	20 uL	1 uL	4 uL
MB 460-645075/9		8260C		5 mL	5 mL	1 uL		1 uL	
460-192524-C-8	MW-71	8260C	T	5 mL	5 mL	1 uL		1 uL	
460-192524-B-9	MW-54	8260C	T	5 mL	5 mL	1 uL		1 uL	

Lab Sample ID	Client Sample ID	Method Chain	Basis	BFB 00021	GASES Li 00335				
BFB 460-645075/1		8260C		1 uL					
CCVIS 460-645075/2		8260C			20 uL				
LCS 460-645075/3		8260C			20 uL				
LCSD 460-645075/4		8260C			20 uL				
MB 460-645075/9		8260C							
460-192524-C-8	MW-71	8260C	T						
460-192524-B-9	MW-54	8260C	T						

Batch Notes	

Basis	Basis Description
T	Total/NA

The pound sign (#) in the amount added field denotes that the reagent was used undiluted. All calculations are performed using the stated concentration for this reagent.

Shipping and Receiving Documents

777 New Durham Road
Edison, New Jersey 08817
Phone: (732) 549-3900

eurofins | Environment Testing TestAmerica

CHAIN OF CUSTODY / ANALYSIS REQUEST

Page 1 of 1

Name (for report and invoice) – Bruce Monasriello	Samplers Name (Printed) H Wu	Site/Project Identification 1192-AGWM 9/2019
Company ECM, Inc.	P. O. #	State (Location of site): NJ: ☐ NY: ☒ Other:
		Regulatory Program: NYSDEC DKQP: ☐
Address 349 Rt 206	Analysis Turnaround Time: Standard ☒	
City Hillsborough State NJ 08844	Rush Charges Authorized For: 3 Day ☐ 2 Day ☐ Other ☐	
Phone 908-874-0992 Email bm-ecm@att.net		

ANALYSIS REQUESTED (ENTER "X" BELOW TO INDICATE REQUEST)

LAB USE ONLY
Project No:
Job No: 192524

Sample Identification	Date	Time	Matrix	No. of Cont.	NYSDEC TCL VOCs with 1,4-Dioxane	Search for MIBK	Analyze NP-4,1	Sample Numbers
TB	9/25/19	—	Aq	2	X	X	X	1
MW-24	9/26/19	1033	GW	3	X	↓	↓	2
MW-43		1106	↓	3	X			3
FB		1139	Aq	2	X			4
PZ-23		1144	GW	3	X			5
MW-36		1223			X			6
MW-31		1250			X			7
MW-71		1330			X			8
MW-54	↓	1401	↓	↓	X	↓	↓	9

Preservation Used: 1 = ICE, 2 = HCl, 3 = H_2SO_4, 4 = HNO_3, 5 = NaOH 6 = Other _____, 7 = Other _____

Soil:
Water: 1/2 1/2 1/2



NP 26 9/26/19 @ 16:34

Special Instructions _____ Water Metals Field Filtered (Yes/No)? _____

Relinquished by	Company	Date / Time	Received by	Company
	ECM, Inc	9/26/19 1634	1) Naomi. P	TA Edison
Relinquished by 2)	Company	Date / Time	Received by 2)	Company
Relinquished by 3)	Company	Date / Time	Received by 3)	Company
Relinquished by 4)	Company	Date / Time	Received by 4)	Company

Laboratory Certifications: New Jersey (12028), New York (11452), Pennsylvania (68-522), Connecticut (PH-0200), Rhode Island (132). TAL - 0016 (0715)

Massachusetts (M-NJ312), North Carolina (No. 578)

0.7°C IR9 NOCs

TestAmerica Edison
Receipt Temperature and pH Log

Job Number: 192524

Number of Coolers: 1 IR Gun # 04

Cooler Temperatures

	RAW	CORRECTED		RAW	CORRECTED		RAW	CORRECTED
Cooler #1:	0.7 °C	°C	Cooler #4:	°C	°C	Cooler #7:	°C	°C
Cooler #2:	°C	°C	Cooler #5:	°C	°C	Cooler #8:	°C	°C
Cooler #3:	°C	°C	Cooler #6:	°C	°C	Cooler #9:	°C	°C

TALS Sample Number	Ammonia (pH<2)	COD (pH<2)	Nitrate Nitrite (pH<2)	Metals* (pH<2)	Hardness (pH<2)	Pest (pH 5-9)	EPH or QAM (pH<2)	Phenols (pH<2)	Sulfide (pH>9)	TKN (pH<2)	TOC (pH<2)	Total Cyanide (pH>12)	Total Phos (pH<2)	Other	Other

If pH adjustments are required record the information below:

Sample No(s). adjusted: _____

Preservative Name/Conc.: _____ Volume of Preservative used (ml): _____

Lot # of Preservative(s): _____ Expiration Date: _____

The appropriate Project Manager and Department Manager should be notified about the samples which were pH adjusted.

** Samples for Metal analysis which are out of compliance must be acidified at least 24 hours prior to analysis.*

Initials: NP **Date:** 09/26/19

Login Sample Receipt Checklist

Client: ECM, Inc.

Job Number: 460-192524-1

Login Number: 192524
List Number: 1
Creator: Hall, Alonzo

List Source: Eurofins TestAmerica, Edison

Question	Answer	Comment
Radioactivity wasn't checked or is </= background as measured by a survey meter.	N/A	
The cooler's custody seal, if present, is intact.	N/A	Not present
Sample custody seals, if present, are intact.	N/A	
The cooler or samples do not appear to have been compromised or tampered with.	True	
Samples were received on ice.	True	
Cooler Temperature is acceptable.	True	
Cooler Temperature is recorded.	True	0.7° c ir #9
COC is present.	True	
COC is filled out in ink and legible.	True	
COC is filled out with all pertinent information.	True	
Is the Field Sampler's name present on COC?	True	
There are no discrepancies between the containers received and the COC.	True	
Samples are received within Holding Time (excluding tests with immediate HTs)	True	
Sample containers have legible labels.	True	
Containers are not broken or leaking.	True	
Sample collection date/times are provided.	True	
Appropriate sample containers are used.	True	
Sample bottles are completely filled.	True	
Sample Preservation Verified.	True	
There is sufficient vol. for all requested analyses, incl. any requested MS/MSDs	True	
Containers requiring zero headspace have no headspace or bubble is <6mm (1/4").	True	
Multiphasic samples are not present.	N/A	
Samples do not require splitting or compositing.	N/A	
Residual Chlorine Checked.	N/A	