ECM

environmental compliance monitoring, inc.

PERIODIC REVIEW REPORT
LONG TERM GROUND WATER MONITORING PROGRAM
ANNUAL REPORT

JANUARY 2022 – DECEMBER 2022

FORMER KAY FRIES SITE
STONY POINT, NEW YORK
SITE NO. 344023

SUBMITTED TO:

NEW YORK STATE
DEPARTMENT OF ENVIRONMENTAL CONSERVATION
DIVISION OF ENVIRONMENTAL REMEDIATION
625 BROADWAY, BURC
ALBANY, NEW YORK 12233

PREPARED FOR:

EVONIK CORPORATION
2 TURNER PLACE
PISCATAWAY, NEW JERSEY 08854

MARCH 2023

349 Route 206
Hillsborough, NJ 08844
(908) 874-0990
Fax: (908) 874-0920

1183 Great Belt Circle
Viera, Florida 32955
(321) 636-5010
Fax: (321) 636-5010

TABLE OF CONTENTS

1.0 Introduction 1

2.0 Site Overview 3

2.1 Kay Fries Property 3

2.2 Site Remedial Program 3

2.3 Current Site Status and Remedy 4

3.0 Evaluation of Remedy Performance, Effectiveness, and Protectiveness 6

4.0 Institutional and Engineering Control Plan Compliance Report 7

5.0 Monitoring Plan Compliance Report 8

5.1 Ground Water Flow 8

5.2 Ground Water Monitoring Program 8

5.2.1 Long Term Ground Water Monitoring Program 8

5.2.2 MW-31 In-Situ Post-Application Ground Water Monitoring Program 9

5.2.3 MW-24 and MW-71 Delineation Results Ground Water Monitoring Program 9

5.2.4 Current Ground Water Monitoring Program 10

5.3 Annual Ground Water Monitoring Results 11

6.0 Operation and Maintenance Plan Compliance Report 13

7.0 Technical Conclusions and Recommendations 14

LIST OF TABLES

Table 1	Analytical Hits Summary for Ground Water Samples – OU1&2; September 2022
Table 2	Historical Summary of Detected Volatile Organic Compounds MW-31
Table 3	Historical Summary of Detected Volatile Organic Compounds MW-43
Table 4	Historical Summary of Detected Volatile Organic Compounds MW-71
Table 5	Historical Summary of Detected Volatile Organic Compounds MW-24
Table 6	Historical Summary of Detected Volatile Organic Compounds MW-54

LIST OF FIGURES

Figure 1	Site Location Map
Figure 2	Operable Units - 1 and 2 Location Map
Figure 3	OU1 GW Contour Map – September 2022
Figure 4	OU2 GW Contour Map – September 2022
Figure 5	Analytical Results Summary for OU1 – September 2022
Figure 6	Analytical Results Summary for OU2 – September 2022

LIST OF APPENDICES

Appendix A	Summary of Ground Water Level Measurements and Survey Data
Appendix B	Analytical Data Package – September 2022

1.0 INTRODUCTION

This *Periodic Review Report* (PRR) has been prepared by Environmental Compliance Monitoring, Inc. (ECM) on behalf of Evonik Corporation (Evonik) for the Former Kay Fries, Inc. site, located in Stony Point, New York, and incorporating the period January 2022 through December 2022. Submission of the PRR was completed as part of the current New York State Department of Environmental Conservation (NYSDEC) Site Management Plan (SMP) and the monitoring and reporting requirements for the site; Site No. 344023.

The site is located at the terminus of Kay-Fries Drive, east of Route 9W in Stony Point, Rockland County (Figure 1). The portions of the site property subject to this PRR are referred to as Operable Unit 1 (OU1), located to the east of the railroad tracks, and Operable Unit 2 (OU2) located to the west of the railroad tracks (Figure 2). During 1990, site investigations were conducted within the OU1 and OU2 sections of the site. The results of the OU1 investigation revealed contaminated soil associated with former process chemical storage tanks, which required downgradient monitoring wells to be installed that indicated the presence of benzene and chlorinated solvents in shallow ground water. An OU1 Record of Decision (ROD) executed in 1994 by the NYSDEC required the installation of three ground water recovery trenches and a ground water treatment system (GWTS) to address the identified area of ground water contamination.

Based upon the successful remediation conducted from 1995 through 2013 and the relatively low compound concentrations remaining at the site, a ground water monitoring program combined with the MW-31 in-situ remediation was proposed to evaluate ground water quality conditions.

The NYSDEC approved the suspension of the GWTS as a result of significantly decreased contaminant levels impacting groundwater below the OU1 section of the site. The current long-term ground water monitoring program (LTGWMP) within OU1 was proposed in place of continued GWTS operation to evaluate ground water quality conditions. The NYSDEC approved permanent cessation of the GWTS in their 2012 PRR – Requested Modifications letter dated August 12, 2013 (Final NYSDEC PRR approval letter dated October 15, 2013). Subsequently, in their letter dated August 15, 2013, the NYSDEC approved the GWTS Decommissioning Plan dated August 2, 2013.

During 2022, the long-term ground water monitoring program within OU1 consisted of annual monitoring of PZ-23, MW-24, MW-31, MW-36, MW-43, and MW-71, and MW-54 within OU2 during September 2022.

Relative to the OU2 section of the site, three phases of the remedial investigation were conducted from 1994 through 1995. The findings of the investigation were submitted to the NYSDEC within one report, titled *Final Remedial Investigation Report, Operable Unit Two* (dated June 23, 1997), summarizing the comprehensive results of the three investigative phases conducted within OU2. The findings of the OU2 investigations concluded that two volatile organic compounds (VOCs; tetrachloroethene [PCE] and 1,1,1-trichloroethane [TCA]) were the only compounds reported above the NYSDEC – Ground Water Quality Criteria (GWQC) in ground water and that the PCE and TCA levels were naturally attenuating.

In the ROD issued for OU2 in November 1997, the NYSDEC determined that the installation of a ground water interceptor sump and treatment via aeration was the most appropriate remedial action for VOCs impacting ground water within OU-2. The interceptor sump commenced operation and effectively reduced VOC levels from December 2000 through May 2004. Due to the effective operation of the interceptor sump, the NYSDEC approved the closure of the interceptor sump permanently in their letter dated July 8, 2004. The OU2 interceptor sump was decommissioned with the OU1 GWTS closure as presented in the OU1 and OU2 GWTS Decommissioning Plan dated August 2, 2013, and approved by the NYSDEC in their letter dated August 15, 2013.

The NYSDEC response to the 2017 PRR, dated July 16, 2018, agreed with and accepted the proposed recommendation to amend the monitoring program frequency of MW-54 (within OU2) from every fifth quarter to sampling on an annual basis concurrent with the OU1 LTGWMP. Monitoring well MW-54 sampling was conducted on September 22, 2022, and the results are summarized in Section 5.3 of this PRR.

2.0 SITE OVERVIEW

2.1 Kay Fries Property

The former Kay Fries Inc., facility is located in Stony Point in Rockland County, New York. The site occupies approximately 85 acres to the east of Route 9W at the town's southern boundary. The property is bounded on the north by Cedar Pond Brook and the east by Minisceongo Creek; both are tidally-influenced tributaries of the Hudson River Estuary. The surrounding area west of the site is generally commercial and residential; large industrial complexes are located to the north and south of the site. Directly south of the property is the Haverstraw municipal landfill.

Operations as a specialty chemical plant reportedly began at the site by predecessor companies to Dynamit-Nobel of America (DNA) during the 1930s. In 1987, DNA sold the site to Universal Process Equipment (UPE). UPE sold the central portion of the facility to Insl-X Products Corporation (Insl-X), which manufactured industrial paints and coatings. Products were manufactured in one main building at the site. Two underground storage tanks (USTs) were located in the northern section of the building, which was used to store solvents for paint additives. Drummed waste solvents and paints were stored in a partially enclosed corrugated steel building in the southern portion of the facility. The property was sold by DNA in 1988 after the relocation of production activities. Site environmental investigation and remedial investigations of these activities were initiated during 1981. Based on the site investigation findings, remedial alternatives were evaluated during the late 1980s, which selected ground water recovery and treatment as the remedial alternative for the site.

2.2 Site Remedial Program

The ground water recovery system at the former Kay Fries site consisted of three recovery trenches. Trench 1 was installed as an Interim Remedial Measure (IRM) during August 1994. Trenches 2 and 3 were installed during June 1995 as part of the final remedy required in the ROD for Operable Unit 1, dated April 14, 1994.

Based upon the successful remediation conducted from 1995 through 2013 and the relatively low compound concentrations remaining at the site, a ground water monitoring program was proposed to evaluate ground water quality conditions over time.

During 2012, the NYSDEC approved suspension and decommissioning of the GWTS, Trench 1, and Trench 2 as a result of significantly decreased contaminant levels impacting ground water below the OU1 section of the site. Subsequently, the NYSDEC approved the GWTS Decommissioning Plan in 2013.

Based on the favorable results of long-term monitoring data, and adjacent property redevelopment activities proposed for the area of Trench 3 during 2006, Evonik requested decommissioning of Trench 3 in correspondence to the NYSDEC dated March 9, 2006. The NYSDEC subsequently approved the request for Trench 3 closure in their correspondence dated August 3 and August 28, 2006, and closure activities were completed during July 2007.

2.3 Current Site Status and Remedy

During a site meeting with the NYSDEC on May 19, 2011, Evonik and ECM outlined the current conditions of the GWTS and the requirements to upgrade the antiquated control panel, replace the carbon vessels and equipment (i.e., pumps and level controls) that would be necessary to re-activate the GWTS and projected cost for the upgrades. Based upon the successful remediation conducted from 1995 through the present and the relatively low compound concentrations remaining at the site, a ground water monitoring program to evaluate ground water quality conditions over time was proposed in place of the GWTS upgrade and continued operation.

The NYSDEC conditionally approved the proposed ground water monitoring program and enhanced in-situ remediation surrounding MW-31 in their e-mail dated April 23, 2012. On August 2, 2013, a GWTS Decommissioning and Closure Workplan inclusive of the OU2 interceptor sump was submitted to the NYSDEC. The decommissioning and closure workplan was subsequently approved by the NYSDEC.

In accordance with the Decommissioning and Closure Workplan, the GWTS, inclusive of the OU2 interceptor sump, was decommissioned from November 29th, 2016 through December 1st, 2016. The details of decommissioning and closures activities were submitted to the NYSDEC in the OU1 and OU2 GWTS Decommissioning and Closure Report on November 6, 2019.

Additionally, during 2019 concurrent with the abandonment and reinstallation of MW-43, four monitoring wells (including MW-43) were decommissioned and abandoned after NYSDEC approval (NYSDEC e-mail dated May 22, 2019). In accordance with the NYSDEC and Rockland County Department of Health (RCDOH) decommissioning requirements, MW-40, MW-43, MW-61, and MW-72 were abandoned on July 28, 2019. MW-43 was reinstalled by Core Down Drilling, LLC on June 21, 2019.

3.0 EVALUATION OF REMEDY PERFORMANCE, EFFECTIVENESS, AND PROTECTIVENESS

The OU1 GWTS was effectively processing ground water from three Recovery Trenches 1, 2, and 3 and was compliant with the NYSDEC effluent discharge criteria from the inception of operation from 1995 through 2010. As a result of effective GWTS operations, a significant reduction in contaminant levels was achieved. A comparative review of historical analytical data from the investigative results during 1990 and 1991 which reported significantly higher concentrations of benzene (67,000 µg/L) and chlorobenzene (260 µg/L) in the source area well (TB-9) have been successfully reduced to not detected levels in TB-9 and downgradient of the former Trench 1. The total VOC concentration affecting ground water quality surrounding MW-31 upgradient of the former Trench 2 has also been reduced significantly from the initial investigation during 1990.

During the 2022 monitoring period, synoptic water level measurements were collected on September 22, 2022, and ground water monitoring was conducted as required by the site long term ground water monitoring program presented in the 2021 PRR.

4.0 INSTITUTIONAL AND ENGINEERING CONTROL PLAN COMPLIANCE REPORT

The institutional control for the site is the Environmental Easement that is included as an appendices to the Site Management Plan. The Environmental Easement for the site has been approved by the NYSDEC, fully executed by the property owner (MBC Holdings LLC), and submitted to the NYSDEC on September 16, 2020.

The engineering control to mitigate ground water at the site previously entailed the GWTS and recovery network. As a result of the successful GWTS operations (1995 through 2010), the NYSDEC approved the decommissioning and closure of the GWTS and recovery trenches. The GWTS, inclusive of the OU2 interceptor sump, was decommissioned from November 29th, 2016 through December 1st, 2016. The OU1 and OU2 GWTS Decommissioning and Closure Report was submitted to the NYSDEC on November 6, 2019 and subsequently approved by the NYSDEC in their letter dated March 26, 2021.

5.0 MONITORING PLAN COMPLIANCE REPORT

5.1 Ground Water Flow

During this reporting period and as required by the site monitoring program, synoptic water level measurements were collected from the site wells and piezometers within OU1 and OU2 on September 22, 2022. The synoptic water level-elevation data is compiled and summarized in Appendix A and ground water level-elevation contour maps for the OU1 and OU2 event are presented as Figures 3 and 4.

Ground water flow direction upgradient of the former Recovery Trenches 1 and 2 is consistent with ground water flow patterns historically observed within OU1. Ground water flow is oriented primarily to the east, with a slight southeast component observed during 2022. The ground water flow patterns within OU2 during the same period are oriented primarily to the east/northeast as observed historically for this section of the site.

5.2 Ground Water Monitoring Program

5.2.1 Long Term Ground Water Monitoring Program

The LTGWMP for the OU1 portion of the site was approved by the NYSDEC in January 1997. The monitoring program originally consisted of sampling nine monitoring wells: TB-9, TB-23, MW-28, MW-31, MW-35, MW-41, MW-43, MW-49, and MW-61. Wells MW-35, MW-41, and MW-49 were removed from the monitoring program in 2002 following an extended period of non-detected results for all VOC constituents. Starting in the first semi-annual 2007 monitoring period, semi-annual sampling of MW-40 was added to the monitoring program to assess ground water quality upgradient of the former Trench 3 after Trench 3 closure. Based upon effective GWTS operations and decreasing VOC levels reported below the OU1 section of the site, several wells were proposed to be eliminated from the monitoring program in previous PRRs. Based on the 2021 PRR recommendation and NYSDEC approval, the 2022 LTGWMP entailed annual monitoring of PZ-23, MW-24, MW-31, MW-36, MW-43, MW-71, and MW-54 during September 2022.

The wells from the commencement of the monitoring program were analyzed for NYSDEC Target Compound List (TCL) VOCs plus 15 library search compounds, including a search for Methyl Isobutyl Ketones [MIBK] and 1,4-dioxane (TCL-VOC+15). Additionally, during 2007, four monitoring points along the eastern property boundary (PZ-12, MW-33S, MW-43, and MW-44) were sampled annually through 2011 to assess the potential impact to site ground water from adjacent landfilling activities. These samples were analyzed for TCL Base Neutral Compounds (BNs) plus 15 library search compounds (TCL-BN+15), priority pollutant metals (PP Metals) and manganese. The 2011 PRR findings indicated that the select metals reported in these wells were a result of the backfill and landfilling activities during construction of the adjacent property east of the site. As such, it was proposed to cease sampling from these wells and the NYSDEC subsequently concurred as documented in their April 23, 2012 letter.

5.2.2 MW-31 In-Situ Post-Application Ground Water Monitoring Program

Based upon the successful GWTS operation combined with the MW-31 in-situ remediation during 2012, VOC concentrations have been significantly reduced in ground water below the OU-1 section of the site. Based on these results, a combined ground water monitoring program consisting of the long-term ground water monitoring wells and the MW-31 in-situ post-application wells were included in the monitoring program to evaluate the response and effectiveness of the RegenOx® /ORC Advanced® treatment to ground water quality conditions.

5.2.3 MW-24 and MW-71 Delineation Results Ground Water Monitoring Program

The OU1 MW-31 In-Situ Workplan (March 2012) presented the details of the proposed subsurface application of RegenOx® combined with ORC Advanced® to enhance ground water remediation in the area proximal to MW-31. As part of the NYSDEC Workplan approval, and as proposed and approved by the NYSDEC in the MW-24 and MW-71 Delineation Results Report, MW-24 sampling was included in the annual monitoring program (September 2015).

The MW-31 In-Situ WP proposed the installation of three delineation monitoring wells, MW-70, MW-71, and MW-72, during July 2012 to assess the effectiveness of the in-situ remediation. The three wells were installed up-gradient (MW-71) and cross-gradient (MW-70 and MW-72) of MW-31. During the December 2012 post-application sampling of MW-71 (up-gradient well), DNAPL was observed within the well. The DNAPL was reported to the NYSDEC in an e-mail dated March 18, 2013, entitled *MW-31 Workplan Results*

Summary. The Results Summary stated that the DNAPL would be gauged and sampled to assess the composition of the material.

Based on the chlorinated VOCs reported in MW-24 and DNAPL in MW-71, the NYSDEC requested a delineation workplan to assess the extent of the VOCs and DNAPL proximal to MW-24 and MW-71, respectively. The MW-24 and MW-71 Delineation Workplan was submitted to the NYSDEC on August 2, 2013. The NYSDEC approved the MW-71 and MW-24 Delineation Workplan in their letter dated August 26, 2013.

The results of the MW-24 and MW-71 delineation program were submitted to the NYSDEC on August 8, 2014, and subsequently approved by the NYSDEC in their letter dated October 9, 2014.

Based on the results, the delineation of VOCs reported in MW-24 has been completed and annual monitoring of MW-24 and downgradient well PZ-23 was proposed concurrently with the OU1 LTGWMP. The MW-24 and PZ-23 sampling was conducted on September 22, 2022, and the results are presented in Section 5.3 of this PRR.

5.2.4 Current Ground Water Monitoring Program

Based on the results of the long-term ground water monitoring program presented in the 2021 PRR, the NYSDEC approved the following ground water monitoring program for the OU1 and OU2 wells:

Long Term Ground Water Monitoring Program		
Monitoring Well	**Frequency**	**Analytical Program**
Operable Unit 1		
MW-31	Annually, September	TCL-VOC+15 w/search MIBK, 1,4-dioxane
MW-36	Annually, September	TCL-VOC+15 w/search MIBK, 1,4-dioxane
MW-71	Annually, September	TCL-VOC+15 w/search MIBK, 1,4-dioxane
PZ-23	Annually, September	TCL-VOC+15 w/search MIBK, 1,4-dioxane
MW-24	Annually, September	TCL-VOC+15 w/search MIBK, 1,4-dioxane
MW-43	Annually, September	TCL-VOC+15 w/search MIBK, 1,4-dioxane
Operable Unit 2		
MW-54	Annually, September	TCL-VOC+15 w/search MIBK, 1,4-dioxane

The OU1 and OU2 ground water monitoring program results are presented in the subsection below.

5.3 Annual Ground Water Monitoring Results

The 2022 annual ground water monitoring event was conducted on September 22, 2022. The wells were analyzed for TCL-VOCs+15 and a search for MIBK and 1,4-dioxane. The laboratory analysis was performed by Test America (TA) Eurofins Laboratories of Edison, New Jersey, a New York State certified laboratory (NYSDEC Certification #11452). The results of the September 2022 ground water monitoring events for OU1 and OU2 are summarized in Table 1 and depicted in Figure 5 and Figure 6, respectively. The analytical data package is included in Appendix B. The results of the September sampling event are presented below.

Consistent with the 2021 PRR, a review of the analytical results indicated that out of the six wells analyzed for TCL-VOC+15 within OU1, only three wells, MW-24, MW-31, and MW-71, reported select VOCs above the NYSDEC-GWQC. The results are summarized below.

a. As proposed in the MW-24 and MW-71 Delineation Results Report and approved by the NYSDEC in their letter dated October 9, 2014, sampling of MW-24 and downgradient well PZ-23 would be conducted annually during September of each calendar year concurrent with the LTGWMP. The MW-24 delineation results concluded that the delineation of the VOCs was successful; the VOC levels are localized towards MW-24; and, based on the delineation results, a decreasing trend in VOCs would be expected to continue over time. A review of the MW-24 results indicated that of the VOCs historically reported in MW-24 (benzene, chlorobenzene, cis-1,2-dichloroethene, trans-1,2-dichloroethene, trichloroethene [TCE], and vinyl chloride) TCE has been reported at levels below the GWQC since 2016, and benzene has been reported at levels below the GWQC since 2018 (Tables 1 & 5). Three VOCs (chlorobenzene, cis-1.2 dichloroethene, and trans-1,2-dicloroethene) reported in MW-24 were consistent with levels reported in previous sampling events; however, chlorobenzene is showing a decreasing trend (Table 5). Vinyl chloride has been reported at the GWQC for the last three years (2020 through 2022 events).

b. The PZ-23 results (downgradient east of MW-24; Table 1; Figure 5) were reported as not detected or below the NYSDEC GWQC indicating that the levels reported in MW-24 are not migrating downgradient to the east.

c. Only one VOC, chlorobenzene was reported in MW-31 above the GWQC. Chlorobenzene has been at levels consistent with past sampling events while chloroethane continued its decreasing trend and was reported at the GWQC (Table 2). The benzene concentration, which has previously been above the GWQC through 2019, also continued its downward trend and has been detected at or below the GWQC for the last three years, since 2020.

d. The results from the downgradient well, MW-36, indicated VOCs were not detected (Table 1) in MW-36, indicating that the levels reported in the upgradient wells are not migrating downgradient to the east.

e. Downgradient monitor well, MW-43 results were reported as not detected and/or below the GWQC (Table 1 & Table 3).

f. The upgradient well MW-71 contained chlorobenzene at levels above the GWQC while the benzene level previously detected in MW-71 decreased and has been reported below the GWQC since 2019 (Table 4).

A review of the analytical results for MW-54 within OU2 report tetrachloroethene (PCE) consistent with previous sampling events at a level marginally above the NYSDEC-GWQC. (Table 6; Figure 6).

6.0 OPERATION AND MAINTENANCE PLAN COMPLIANCE REPORT

Operation and maintenance activities were not conducted during 2022 as a result of the GWTS cessation, decommissioning, and closure. As previously stated, the OU1 and OU2 GWTS components were decommissioned and closed from November 29th through December 1st, 2016, and were reported to the NYSDEC in the OU1 and OU2 GWTS Decommissioning and Closure Report on November 6, 2019.

7.0 TECHNICAL CONCLUSIONS AND RECOMMENDATIONS

The site monitoring plan activities conducted during the January through December 2022 monitoring period are summarized below.

- The site-wide ground water monitoring program was conducted on September 22, 2022.
- This Periodic Review Report was prepared for the period January through December 2022.

Based on the information presented herein, the conclusions and recommendations for the OU1 and OU2 sections of the site are presented below.

1. The results of the monitoring event conducted from January through December 2022 have documented the continued decreasing trend of the low-level VOCs reported in the wells with minor fluctuation in the reported results. The results in three of the six wells, downgradient wells PZ-23, MW-36, and MW-43 have consistently reported levels below or not detected above the GWQC (Table 1: Figure 5),

2. One VOC, chlorobenzene was reported in MW-31 during the September 2022 sampling event. Since the 2012 In-Situ application benzene, chlorobenzene, and chloroethane are the only three compounds reported in MW-31. The concentration of benzene and chloroethane has shown a decreasing trend after the In-Situ application in 2012. Benzene levels have decreased through 2022 and is below the GWQC of 1.0 µg/L for three years since 2020 (Table 2). During the 2022 event, chloroethane decreased an order of magnitude from the 2020 event and continues a decreasing trend and was reported at the GWQC of 5.0 µg/L. The concentration of chlorobenzene has fluctuated slightly and remained consistent with the previous sampling event and is the only VOC above the GWQC in MW-31. As previously reported, the absence of compounds of concern downgradient of MW-31 in MW-36 documents that the reported VOCs are localized to the area around MW-31 and are not migrating downgradient to the east.

3. The VOC concentrations reported in MW-24 remain localized to the area proximal to MW-24 (Figure 5). The presence of the degradation compounds (cis-1,2-dichloroethene, trans-1,2-dichloroethane, and vinyl chloride) is an indicator that anaerobic reductive dechlorination is occurring in the area proximal to MW-24. As such, over time, a decreasing trend in VOCs has

occurred. Benzene has been consistently reported below the GWQC (Table 5) and has been reported at a concentration below the GWQC of 1.0 µg/L since September 2018. The trichloroethene concentration has decreased consistently since 2013 and has been below the NYSDEC GWQC for the last six years. Chlorobenzene, while marginally above the GWQC, continues to show a decreasing trend during the 2022 event. Vinyl chloride concentrations has been reported at the GWQC (2.0 µg/L) for the last three years. The trans-1,2-dichloroethene is the only VOC in MW-24 that continues to fluctuate. The absence of these VOCs downgradient of MW-24 in PZ-23 and MW-43 (Figure 5) documents that the reported VOCs are localized to the area around MW-24 and not migrating downgradient to the east.

4. The VOC concentrations reported in the MW-71 ground water samples that were above the NYSDEC GWQC (Table 4) have been limited to benzene and chlorobenzene. These two VOCs are the only compounds detected in MW-71 since the inception of the monitoring program in 2012. The benzene level has been reported at or below the GWQC for the last four sample events since 2019 and chlorobenzene levels continue to fluctuate over time but is the only VOC remaining in MW-71 (Table 4). The presence of only these two VOC compounds in MW-71 is an indication that the DNAPL is not highly water-soluble, as previously characterized by Dakota Technologies, Inc. during the MW-71 delineation program. The VOC concentrations have been reported as not detected in down-gradient well MW-36, which further supports that the DNAPL is not contributing to VOCs in ground water down-gradient to the east.

5. VOCs were not detected above the NYSDEC GWQC in the downgradient MW-43 during the September 2022 event and VOCs remain consistently not detected or below the GWQC (Tables 1 & 3).

6. The September 2022 sampling event within OU2 indicated that only PCE was reported above the GWQC within MW-54. The PCE level remains marginally above the GWQC but has fluctuated slightly over time (Table 6). No other VOCs were reported at concentrations above their respective NYSDEC GWQC.

Based on the VOC levels reported during the monitoring period, it is proposed to continue the long-term monitoring program as presented below.

Long Term Ground Water Monitoring Program Former Kay Fries Site Evonik Corporation Stony Point, New York		
Monitor Well	***Frequency***	***Analytical Program***
Operable Unit 1		
MW-31	Annually, September	TCL-VOC+15 w/search MIBK, 1,4-dioxane
MW-36	Annually, September	TCL-VOC+15 w/search MIBK, 1,4-dioxane
PZ-23	Annually, September	TCL-VOC+15 w/search MIBK, 1,4-dioxane
MW-24	Annually, September	TCL-VOC+15 w/search MIBK, 1,4-dioxane
MW-71	Annually, September	TCL-VOC+15 w/search MIBK, 1,4-dioxane
MW-43	Annually, September	TCL-VOC+15 w/search MIBK, 1,4-dioxane
Operable Unit 2		
MW-54	Annually, September	TCL-VOC+15 w/search MIBK, 1,4-dioxane

.

In 2023, collect synoptic water level measurements from the wells within OU1 and OU2 during September to coincide with the annual ground water monitoring program.

TABLES

Table 1
Analytical Summary of Monitoring Results- OU1 & OU2; September 2022
Former Kay Fries Site – Evonik Corporation – Stony Point, New York
ECM Project #1192

							Operable Unit 2	
Sample Identification	**PZ-23**	**MW-24**	**MW-31**	**MW-36**	**MW-43**	**MW-71**	**MW-54**	**GWQC**
Sample Date	9/22/2022	9/22/2022	9/22/2022	9/22/2022	9/22/2022	9/22/2022	9/22/2022	
Laboratory Identification	460-266280-5	460-266280-7	460-266280-3	460-266280-4	460-266280-6	460-266280-8	460-266280-9	
TCL Volatile Organics								
1,1-Dichloroethane	ND < 0.26	ND < 0.26	0.43 J	ND < 0.26	ND < 0.26	2.0	ND < 0.26	5
1,1-Dichloroethene	ND < 0.26	ND < 0.26	ND < 0.26	ND < 0.26	ND < 0.26	ND < 0.26	ND < 0.26	5
1,4-Dioxane	55	ND < 28	ND < 28	ND < 28	69	ND <28	ND < 28	NA
Benzene	ND < 0.20	0.58 J	0.66 J	ND < 0.20	ND < 0.20	1.2	ND < 0.20	1
Chlorobenzene	ND < 0.38	***31***	***180***	ND < 0.38	ND < 0.38	***100***	ND < 0.38	5
Chloroethane	ND < 0.32	ND < 0.32	5.3	ND < 0.32	ND < 0.32	1.2	ND < 0.32	5
cis-1,2-Dichloroethene	ND < 0.22	***67***	ND < 0.22	ND < 0.22	ND < 0.22	ND < 0.22	ND < 0.22	5
Tetrachloroethene	ND < 0.25	ND < 0.25	ND < 0.25	ND < 0.25	ND < 0.25	ND < 0.25	***8.1***	5
Toluene	ND < 0.38	ND < 0.38	0.61 J	ND < 0.38	ND < 0.38	ND <0.38	ND < 0.38	5
trans-1,2-Dichloroethene	ND < 0.24	***34***	ND < 0.24	ND < 0.24	ND < 0.24	ND < 0.24	ND < 0.24	5
Trichloroethene	ND < 0.31	2.1	ND < 0.31	ND < 0.31	ND < 0.31	ND < 0.31	ND < 0.31	5
Vinyl chloride	ND < 0.17	2.1	ND < 0.17	ND < 0.17	ND <0.17	ND < 0.17	ND < 0.17	2
Xylenes, Total	ND < 0.65	ND < 0.65	ND < 0.65	ND < 0.65	ND < 0.65	ND < 0.65	ND < 0.65	5
Total VOC	55.0	136.78	187.0	0.0	69.0	104.4	8.1	NA
Total VOC TICs	5.9	0.0	161.9	0.0	0.0	43.0	0.0	NA

NOTES:
All results reported in micrograms per liter (ug/L).
GWQC :Ground Water Quality Criteria; NYSDEC, T.O.G.S. 1.1.1 (June 1998; June 2004)
TICs :Tentatively Identified Compounds.
ND :Compound Not Detected at indicated method detection limit.
BOLD :Concentration reported above the listed GWQC.
J :Estimated value greater than the Method Detection Limit but lower than the reporting limit.
NA :No applicable GWQC.

Table 2
Historical Summary of Detected Volatile Organic Compounds Monitoring Well MW-31(ug/L)
Former Kay Fries Site
Evonik Corporation, Stony Point , New York
ECM Project No.1192

Volatile Organics	Dec-90	Feb-97	May-97	Aug-97	Nov-97	May-98	Aug-98	May-99	Nov-99	May-00	Nov-00	May-01	Nov-01	Apr-02	Oct-02	Apr-03	Oct-03	Apr-04	Oct-04	Oct-05	Jun-06	Oct-06	Apr-07	Oct-07	Apr-08	Apr-09	Dec-09	GWQC
1,1,1 Trichloroethane	**310**	**17**	**80**	ND	ND	4.5	ND	ND	ND	ND	1.6	ND	ND	ND	ND	ND	ND	ND	ND	ND	ND	ND	ND	ND	ND	ND	ND	5
1,1-Dichloroethane	**1,700**	**1300**	**1500**	**570**	**98**	**200**	**87**	**19**	1	**43**	1.8	**6.6**	ND	ND	ND	**12**	ND	**12**	ND	ND	ND	ND	**36**	ND	ND	ND	ND	5
Benzene	ND	**89**	**84**	**130**	**61**	**21**	**42**	**8.1**	**29**	**27**	**35**	**7.5**	**31**	**28**	**41**	**26**	**55**	**14**	**46**	**28**	**16**	**27**	**26**	**14**	**27**	**33**	**38**	1
Chlorobenzene	**55**	**160**	**180**	**210**	**81**	**41**	**110**	**18**	**49**	**66**	**84**	**27**	**72**	ND	**140**	**110**	**270**	**53**	**200**	**250**	**110**	**230**	**100**	**190**	**150**	**190**	**200**	5
Chloroethane	**780**	**370**	**290**	**390**	**240**	**120**	**460**	**59**	**190**	**99**	**500**	**50**	**350**	**1000**	**900**	**550**	**570**	**270**	**150**	**5.7**	**190**	**18**	**670**	3.6	**440**	**820**	**750**	5
Toluene	**7**	1.9	2.4	1.9	1.8	ND	ND	ND	0.5	ND	ND	ND	ND	**76**	ND	ND	1.4	ND	0.7	1	ND	0.9	ND	0.9	ND	3.2	ND	5
Vinyl Chloride	ND	**11**	ND	**8.8**	**2.9**	**2.5**	**2.3**	ND	ND	ND	**3.2**	ND	ND	ND	ND	ND	ND	ND	ND	ND	1	ND	ND	ND	ND	ND	ND	2

Table 2
Historical Summary of Detected Volatile Organic Compounds Monitoring Well MW-31(ug/L)
Former Kay Fries Site
Evonik Corporation, Stony Point , New York
ECM Project No.1192

Volatile Organics	Jun-10	Nov-10	Apr-11	Aug-11	Jun-12	Aug-12	Dec-12	Mar-13	Jun-13	Sep-13	Jan-14	Mar-14	Jun-14	Sep-14	Dec-14	Mar-15	Sep-15	Mar-16	Sep-16	Apr-17	Sep-17	Mar-18	Sep-18	Sep-19	Sep-20	Sep-21	Sep-22	GWQC
1,1,1 Trichloroethane	ND	ND	ND	ND	ND	ND	ND	ND	ND	ND	ND	ND	ND	ND	ND	ND	ND	ND	ND	ND	ND	ND	ND	ND	ND	ND	ND	5
1,1-Dichloroethane	ND	ND	1.7J	0.31J	0.85J	ND	ND	3	**190**	0.59 J	ND	ND	0.49 J	0.20 J	ND	ND	ND	ND	ND	ND	0.26 J	ND	0.43 J	0.34 J	0.42 J	0.42 J	0.43 J	5
Benzene	**14**	**28**	**32**	**22**	**14**	**13**	0.2 J	0.15 J	**61**	**33**	**42**	**34**	**20**	**32**	**32**	**11**	**18**	**8.1**	**8.8**	**21**	**3.3**	**24**	**2.4**	**1.8**	1.3	0.86 J	0.66 J	1
Chlorobenzene	**160**	**220**	**210**	**240**	**210**	**230**	1.5	ND	**200**	**270**	**200**	**180**	**240**	**250**	**180**	**89**	**230**	**160**	**170**	**180**	**200**	**140**	**170**	**170**	**220**	**220**	**180**	5
Chloroethane	**110**	**250**	**540**	**260**	**350**	**320**	4	ND	**1,100**	**210**	**1,100**	**1,500**	**330**	**470**	**760**	**250**	**230**	**98**	**130**	**540**	**39**	**920**	**20**	**27**	**56**	**9.2**	5.3	5
Toluene	ND	0.73J	0.91J	0.79J	0.51J	0.66J	ND	ND	4.9 J	1.1	3.9	1.1 J	0.54 J	1.5 B	ND	2.1	0.81 J	0.40 J	0.67 J	**19**	0.49 J	**6.3**	0.53 J	0.82 J	0.64 J	0.61 J	0.61 J	5
Vinyl Chloride	ND	ND	ND	ND	ND	ND	ND	ND	**3.3 J**	ND	ND	ND	ND	0.19 J	ND	ND	ND	ND	ND	ND	ND	ND	ND	ND	ND	ND	ND	2

Notes:
GWQC: NYSDEC Ground Water Quality Criteria
ND: Compound Not Detected Above Laboratory Method Detection Limit (MDL).
Bold: Result Exceeds NYSDEC GWQC.
J: Estimated value greater than the MDL but lower than the Reporting Limit (RL).
B: Compound was found in the blank and sample

Table 3
Historical Summary of Detected Volatile Organic Compounds Monitoring Well MW-43 (ug/L)
Former Kay Fries Site
Evonik Corporation, Stony Point, New York
ECM Project No. 1192

Volatile Organics	Apr-07	Oct-07	Apr-08	Apr-09	Dec-09	Jun-10	Nov-10	Apr-11	Aug-11	Jun-12	Sep-12	Dec-12	Mar-13	Sep-13	Jan-14	Mar-14	Jun-14	Sep-14	Dec-14	Mar-15	Dec-15	Apr-17	Jun-18	Sep-19	Sep-20	Sep-21	Sep-22	GWQC
Benzene	ND	ND	0.7	**1.1**	0.92	ND	0.36 J	0.63 J	ND	0.23 J	ND	0.33J	ND	ND	0.64 J	ND	ND	ND	0.21 J	0.20 J	ND	**1.6**	ND	ND	ND	ND	ND	1
Chlorobenzene	ND	ND	**39**	**74**	**67**	2.4	**5.3**	**19**	0.65 J	4.3	0.78 J	**13**	ND	0.34 J	**21**	ND	ND	ND	2.0	2.9	ND	**37**	4.2	4.7	ND	ND	ND	5
1,2-Dichloroethane	ND	ND	**2.5**	**3.0**	**3.0**	0.6J	**0.82 J**	**2.3**	**0.89 J**	**0.99J**	ND	**1.5**	0.38 J	ND	**2.1**	0.23 J	ND	0.35 J	**0.85 J**	0.44 J	**0.61 J**	**2.0**	**0.69 J**	ND	ND	ND	ND	0.6

Notes:
GWQC: NYSDEC Ground Water Quality Criteria
ND: Compound Not Detected Above Laboratory Method Detection Limit (MDL).
Bold: Result exceeds NYSDEC GWQC.
J: Estimated value greater than the Method Detection Limit but lower than the reporting limit.

Table 4
Historical Summary of Detected Volatile Organic Compounds Monitoring Well MW-71 (ug/L)
Former Kay Fries Site
Evonik Corporation, Stony Point, New York
ECM Project No. 1192

Volatile Organics	Aug-12	Dec-12	Mar-13	Jun-13	Sep-13	Jun-14	Sep-14	Mar-15	Sep-15	Mar-16	Sep-16	Apr-17	Sep-17	Mar-18	Sep-18	Sep-19	Sep-20	Sep-21	Sep-22	GWQC
Benzene	**13**	**19**	**15**	**11**	**12**	**11**	**7.6**	1	**13**	**4.3**	**4.3**	**5.3**	**5.3**	**4.2**	**3.2**	1.2	1.2	0.39 J	1.2	1
Chlorobenzene	**200**	**210**	**180**	**120**	**190**	**160**	**120**	**17**	**160**	**60**	**64**	**69**	**84**	**66**	**64**	**39**	**78**	**51**	**100**	5
Chloroethane	ND	ND	ND	ND	ND	ND	ND	ND	ND	ND	ND	ND	ND	ND	0.65 J	ND	ND	ND	1.2	5
1,1-Dichloroethane	ND	ND	ND	ND	ND	ND	ND	ND	ND	ND	ND	ND	ND	ND	2.1	2.6	2.6	3.3	2.0	5

Notes:
GWQC: NYSDEC Ground Water Quality Criteria.
Bold: Compound Reported Above GWQC
J: Estimated value greater than the Method Detection Limit but lower than the reporting limit.
ND: Compound not detected

Table 5
Historical Summary of Detected Volatile Organic Compounds Monitoring Well MW-24 (ug/L)
Former Kay Fries Site
Evonik Corporation, Stony Point, New York
ECM Project #1192

Volatile Organics	August 2011	August 2012	December 2012	July 2013	September 2013	March 2014	September 2014	September 2015	September 2016	September 2017	September 2018	September 2019	September 2020	September 2021	September 2022	GWQC
Benzene	**1.7**	0.93 J	**1.3**	**1.1**	0.37 J	ND<0.080	0.41 J	0.96 J	0.86 J	**3.4**	1.0	0.91 J	0.52 J	0.63 J	0.58 J	1
Chlorobenzene	**43**	**41**	**55**	**46**	**24**	**25**	**21**	**58**	**46**	**150**	**51**	**42**	**36**	**32**	**31**	5
Cis-1,2-dichloroethene	**20**	**31**	**48**	**34**	**38**	**49**	**32**	**47**	**36**	**30**	**38**	**33**	**60**	**61**	**67**	5
Tetrachloroethene (PCE)	ND	ND	ND	ND	ND	ND	ND	ND	ND	ND	0.26 J	0.52 J	ND	ND	ND	5
Trans-1,2-dichloroethene	**10**	**18**	**29**	**19**	**20**	**30**	**19**	**30**	**25**	**21**	**25**	**19**	**33**	**34**	***34***	5
Trichloroethene (TCE)	**32**	**28**	**29**	**20**	**35**	**27**	**25**	**11**	**7.3**	0.81 J	4.7	4.2	2.6	2.0	2.1	5
Vinyl chloride	**6.7**	**9.3**	**18**	**6.4**	**2.3**	**4.3**	**2.4**	**8**	**5.2**	**26**	**5.5**	**4.6**	2.1	2.1	2.1	2

Notes:
GWQC: NYSDEC Ground Water Quality Criteria
ND: Compound Not Detected
Bold: Compound Reported Above GWQC
J: Estimated value greater than the Method Detection Limit but lower than the reporting limit.

Table 6
Historical Summary of Detected Volatile Organic Compounds Monitoring Well MW-54
Former Kay Fries Site
Evonik Corporation, Stony Point , New York
ECM Project No.1192

Volatile Organics	Apr-94	Nov-95	Nov-96	Aug-11	Jun-12	Sep-13	Sep-14	Dec-15	Apr-17	Jun-18	Sep-18	Sep-19	Sep-20	Sep-21	Sep-22	GWQC (ug/L)
1,1,1 Trichloroethane	***16***	***14***	***7 J***	ND	0.67 J	ND	ND	0.30 J	ND	ND	0.30 J	0.33 J	ND	ND	ND	5
1,2-Dichloroethene	2 J	ND	0.7 J	ND	ND	ND	ND	ND	ND	ND	ND	ND	ND	ND	ND	0.6
Acetone	ND	ND	ND	ND	19	ND	ND	13	ND	ND	ND	ND	ND	ND	ND	50
Carbon Disulfide	ND	ND	ND	ND	ND	ND	ND	ND	ND	0.39 JB	ND	ND	ND	ND	ND	60
Chloroform	7 J	***12***	3 J	ND	0.69 J	0.30 J	ND	0.61 J	0.65 J	ND	ND	ND	ND	ND	ND	7
Tetrachloroethene	***15***	***21***	***17***	***11***	***12***	***15***	***13***	***9.5***	***6.0***	***7.7***	***7.6***	***8.9***	***9.3***	***7.4***	***8.1***	5
Trichloroethene	ND	ND	0.5 J	ND	0.18 J	ND	ND	ND	ND	ND	ND	ND	ND	ND	ND	5

Notes:

All results reported in micrograms per liter (ug/L).

GWQC :NYSDEC Ground Water Quality Criteria

ND :Compound Not Detected Above Laboratory Method Detection Limit (MDL).

Bold :Result Exceeds NYSDEC GWQC.

J :Estimated value greater than the MDL but lower than the Reporting Limit (RL).

B :Compound was found in the blank and sample

FIGURES

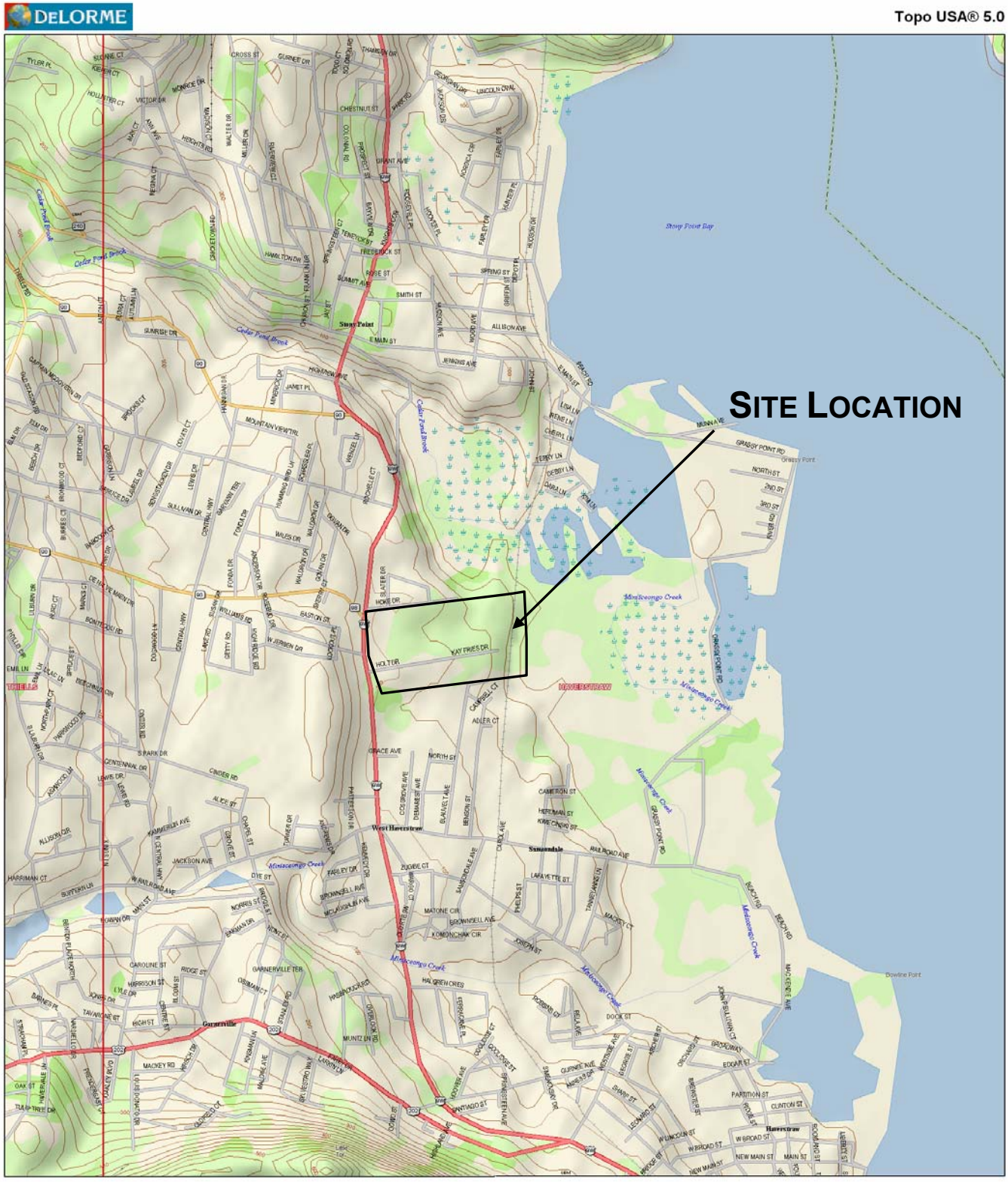

	ECM environmental compliance monitoring, inc. 349 Route 206 • Hillsborough, NJ • 08844 • 908-874-0990
United States Department of the Interior Geological Survey - 7.5 minute Quadrangle *Haverstraw,* N.Y	**FIGURE 1** **SITE LOCATION MAP** FORMER KAY FRIES SITE STONY POINT, NEW YORK

↑ North	Scale: 1" = 4,000'	Date: 3/15/11	ECM Project # 1192

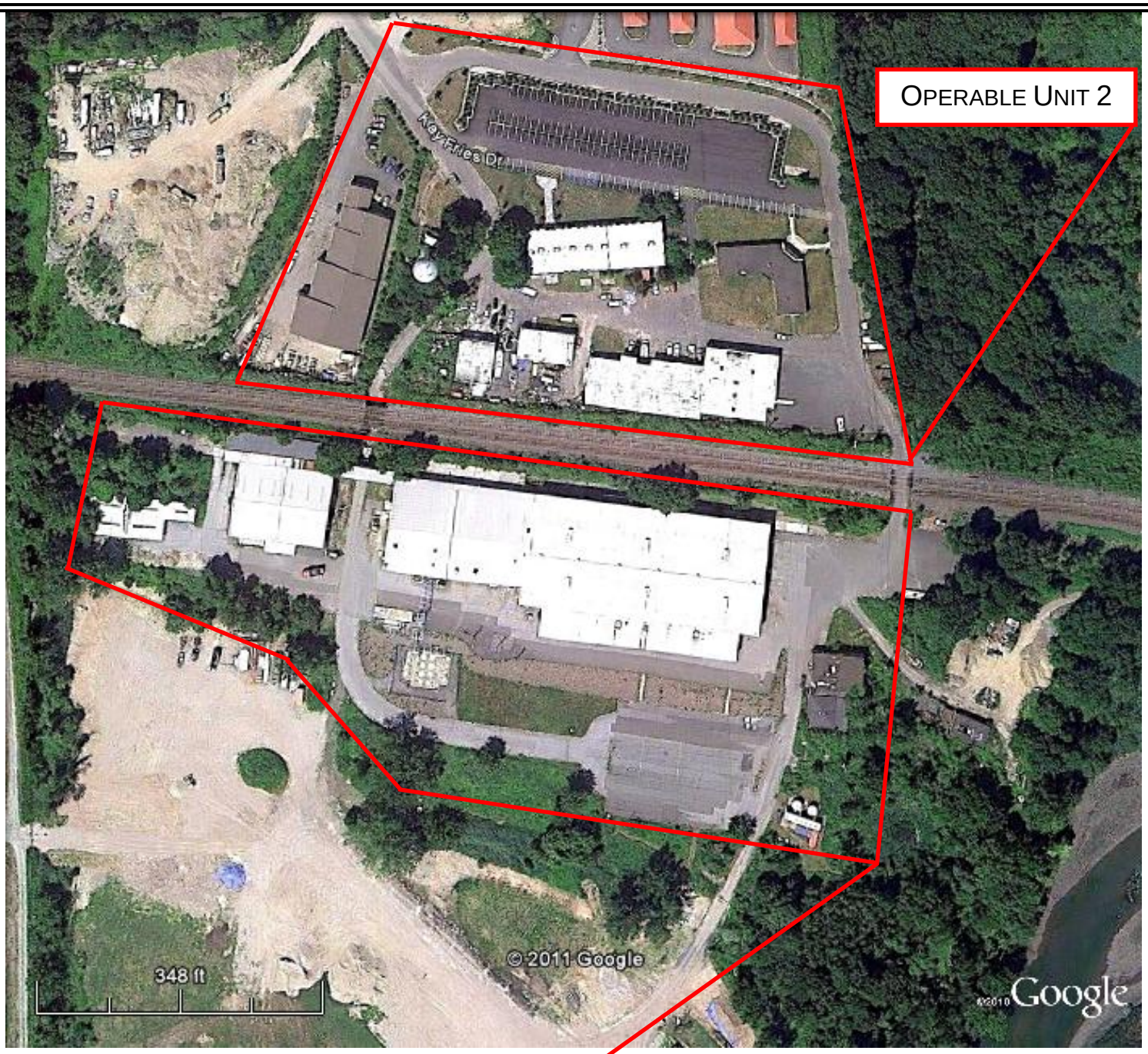

Source: "Stony Point, NY." **Google Earth**. 2011. March 15, 2011.

ECM
environmental compliance monitoring, inc.
349 Route 206 • Hillsborough, NJ • 08844 • 908-874-0990

FIGURE 2
OPERABLE UNIT 1 AND 2 LOCATION MAP
FORMER KAY FRIES SITE
STONY POINT, NEW YORK

North →	Scale: As Shown	Date: 3/15/11	ECM Project # 1192

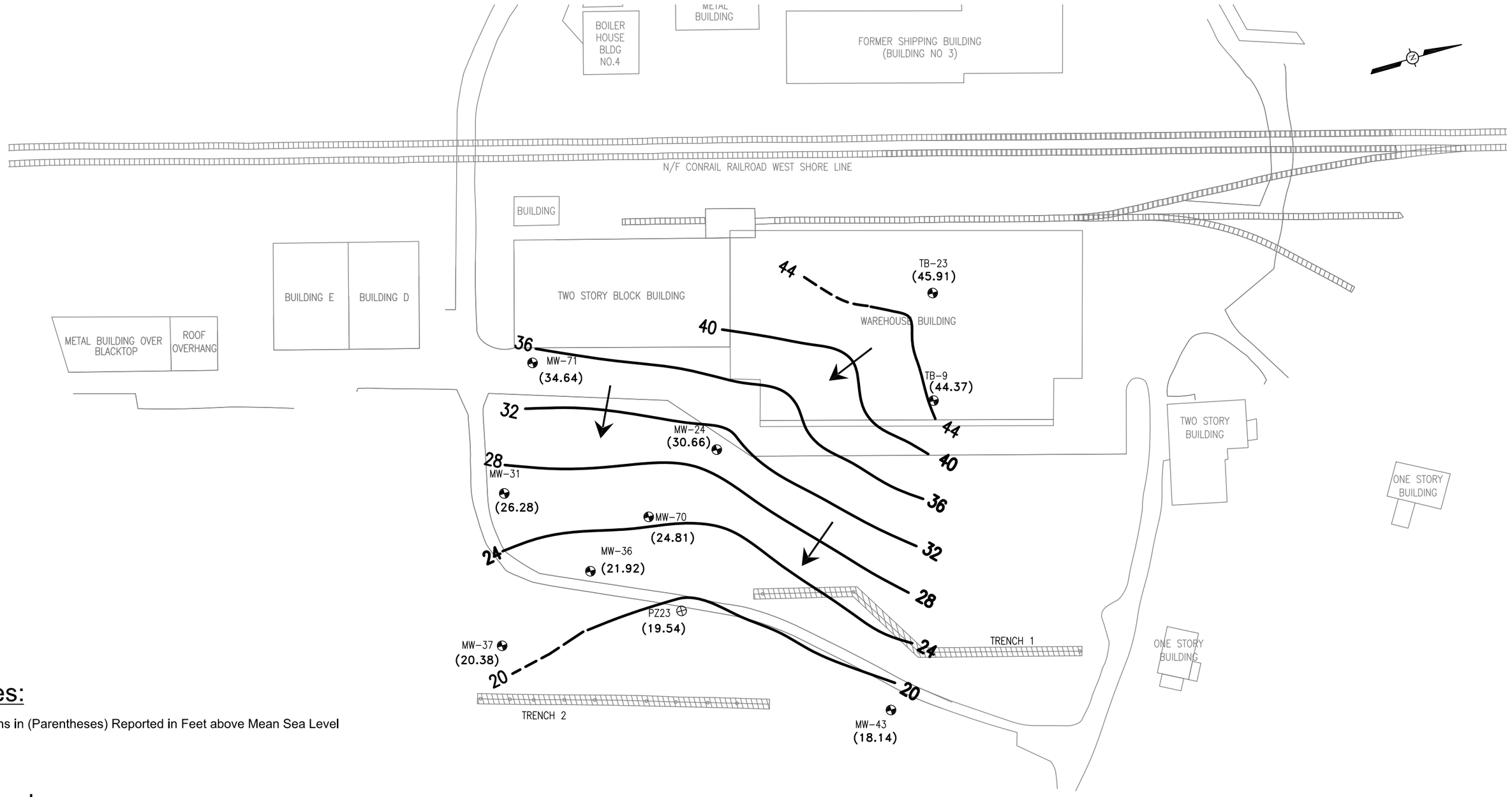

Notes:

Elevations in (Parentheses) Reported in Feet above Mean Sea Level

Legend:

- Existing Shallow Monitor Well
- Existing Piezometer
- Ground Water Flow Direction
- Inferred Ground Water Elevations

SCALE:	CHECKED BY:		
1" = 64'	CB	Former Kay Fries Site 50 Holt Drive Stony Point, NY	ECM environmental compliance monitoring, inc. 349 Route 206, Hillsborough, New Jersey, 08844 908-874-0990
DATE:	PROJECT NO:		
09/2022	1192		

FIGURE 3
OPERABLE UNIT-1
GROUND WATER CONTOUR MAP
SEPTEMBER 2022

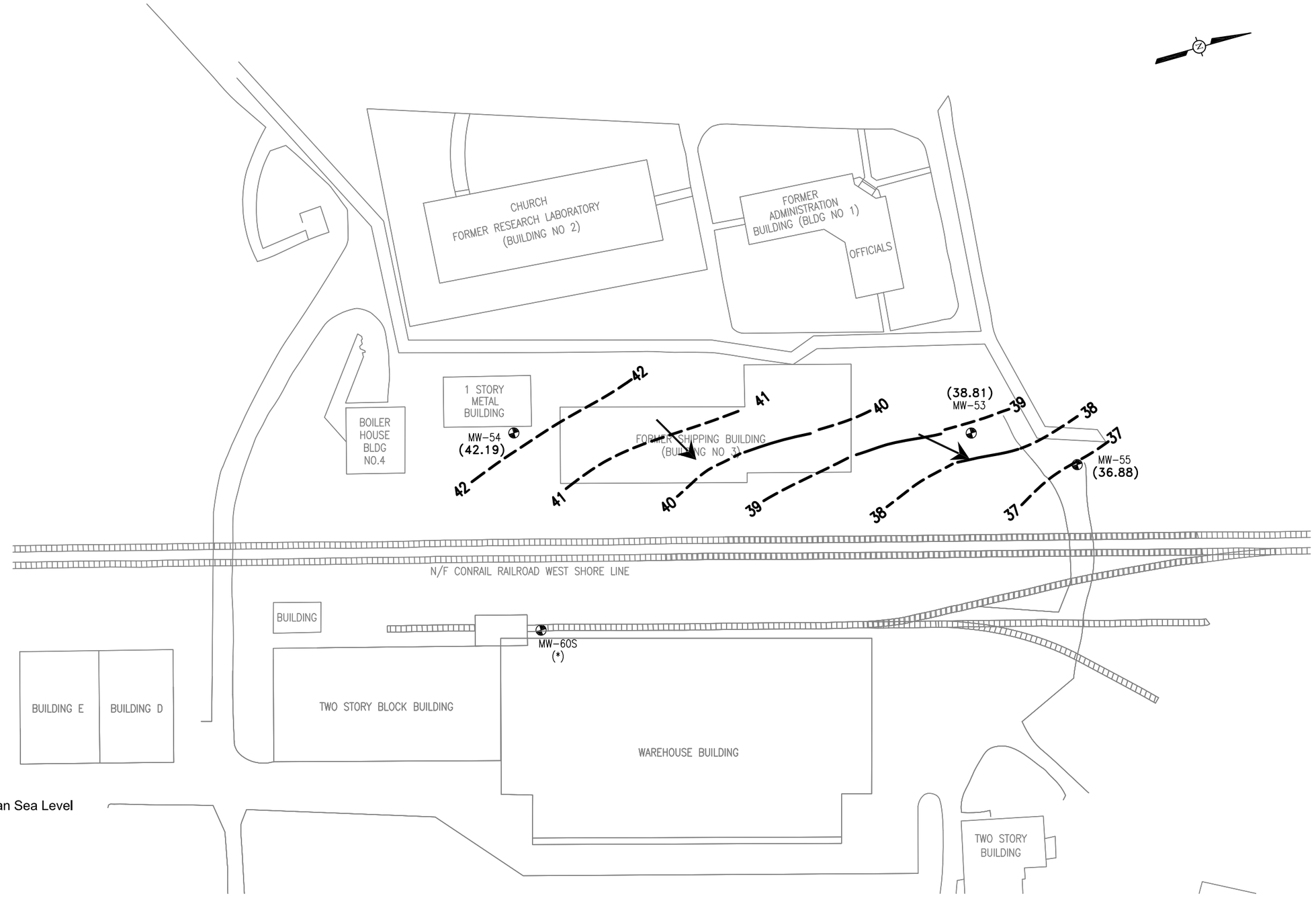

Notes:

Elevations in (Parentheses) Reported in Feet Above Mean Sea Level

(*) Monitoring Well not accessible

Legend:

- Existing Shallow Monitor Well
- Ground Water Flow Direction
- Inferred Ground Water Elevations

SCALE:	CHECKED BY:	
1" = 64'	CB	Former Kay Fries Site 50 Holt Drive Stony Point, NY
DATE:	PROJECT NO:	
09/2022	1192	

ECM
environmental compliance monitoring, inc.
349 Route 206, Hillsborough, New Jersey, 08844 908-874-0990

FIGURE 4
OPERABLE UNIT-2
GROUND WATER CONTOUR MAP
SEPTEMBER 2022

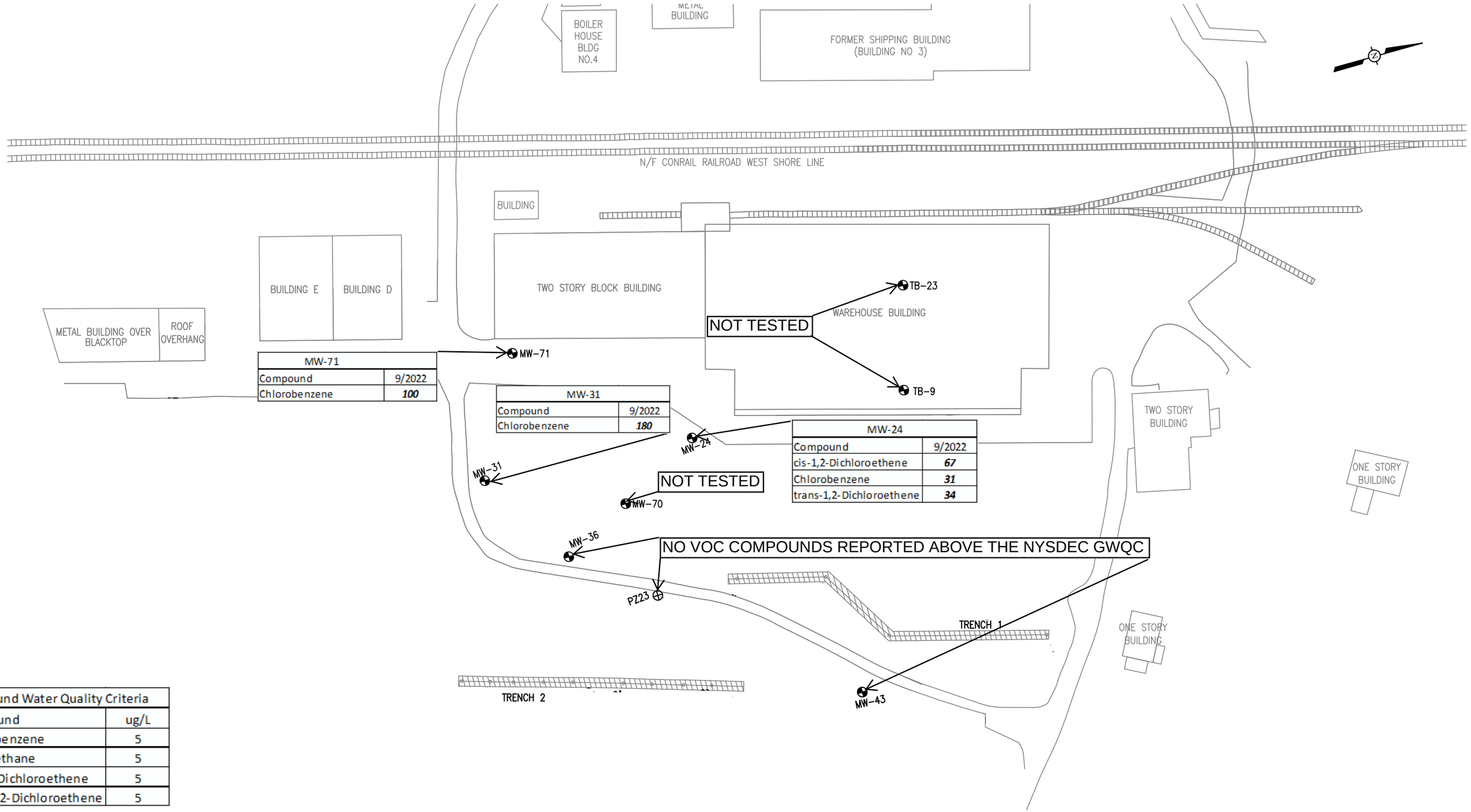

Ground Water Quality Criteria	
Compound	ug/L
Chlorobenzene	5
Chloroethane	5
cis-1,2-Dichloroethene	5
trans-1,2-Dichloroethene	5

Legend:

- Existing Shallow Monitor Well
- Existing Piezometer

SCALE:	CHECKED BY:	
1" = 64'	CB	Former Kay Fries Site 50 Holt Drive Stony Point, NY
DATE:	PROJECT NO:	
10/2021	-1192	

ECM
environmental compliance monitoring, inc.
349 Route 206, Hillsborough, New Jersey, 08844 908-874-0990

FIGURE 5
Analytical Results Summary for OU1
September 2022

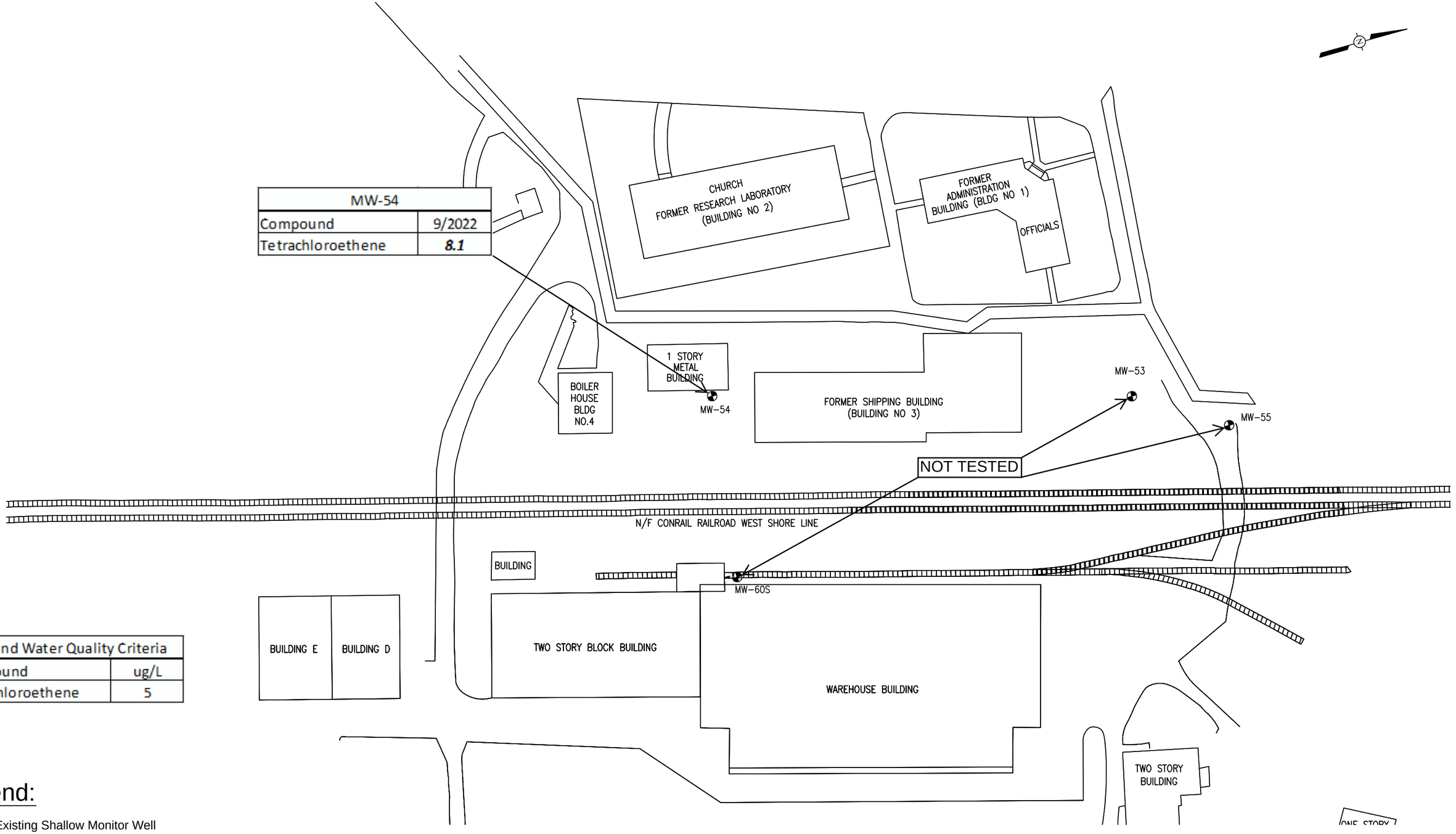

SCALE:	CHECKED BY:		
1" = 64'	CB	Former Kay Fries Site 50 Holt Drive Stony Point, NY	ECM environmental compliance monitoring, inc. 349 Route 206, Hillsborough, New Jersey, 08844 908-874-0990	FIGURE 6 Analytical Results Summary for OU2 September 2021
DATE:	PROJECT NO:		
10/2021	1192		

APPENDICES

APPENDIX A

SUMMARY OF GROUND WATER LEVEL MEASUREMENTS AND SURVEY DATA

Evonik Corporation, Former Kay Fries Site, Stony Point, NY
Annual Water Level Measurements
ECM Project #1192
September 22, 2022

Well/Piezometer Number	PVC Elevation (Ft MSL) [a]	Depth to Water (Feet from top of PVC)	Groundwater Elevation (Ft MSL)	Survey Data [a]	
				Northing	Easting
PZ-23	24.82	5.28	19.54	10190.24	10553.66
TB-9	47.27	2.90	44.37	10733.06	10416.77
TB-23	53.75	7.84	45.91	10751.22	10349.58
MW-24	44.63	13.97	30.66	10555.56	10423.25
MW-31	34.13	7.85	26.28	10370.44	10411.13
MW-36	22.94	1.02	21.92	10423.01	10494.34
MW-37	21.80	1.42	20.38	10333.40	10534.38
MW-43	27.37	9.23	18.14	-	-
MW-70	31.18	6.37	24.81	10421.61	10322.10
MW-71	43.71	9.07	34.64	10314.62	10395.72
OU-2					
MW-53	53.31	14.50	38.81	11020.53	10189.13
MW-54	57.21	15.02	42.19	10671.28	10090.66
MW-55	53.66	16.78	36.88	11101.93	10233.91
MW-60S	50.06	N/A	--	10639.42	10243.82

N/A: not applicable as well was paved over

APPENDIX B

Analytical Data Package – September 2022

ANALYTICAL REPORT

Job Number: 460-266280-1

Job Description: 1192 - AGWM 9/2022

For:
ECM, Inc.
PO BOX 427
Neshanic Station, NJ 08853

Attention: Mr. Bruce Manganiello



Approved for release.
Grace Chang
Project Manager II
10/5/2022 9:28 AM

Grace Chang, Project Manager II
777 New Durham Road, Edison, NJ, 08817
(732)593-2579
Grace.Chang@et.eurofinsus.com
10/05/2022

The test results in this report meet all NELAP requirements for parameters for which accreditation is required or available. Any exceptions to the NELAP requirements are noted in this report. Pursuant to NELAP, this report may not be reproduced, except in full, without the written approval of the laboratory. This report is confidential and is intended for the sole use of Eurofins Environment Testing Northeast, LLC Edison and its client. All questions regarding this report should be directed to the Eurofins Environment Testing Northeast, LLC Edison Project Manager or designee who has signed this report.

The test results in this report relate only to the samples as received by the laboratory and will meet all requirements of the methodology, with any exceptions noted. This report shall not be reproduced except in full, without the express written approval of the laboratory. All questions should be directed to the Eurofins Environment Testing Northeast, LLC Project Manager.This report has been electronically signed and authorized by the signatory. Electronic signature is intended to be the legally binding equivalent of a traditionally handwritten signature.

Table of Contents

Cover Title Page 1

Data Summaries 4

- Report Narrative 4
- Sample Summary 5
- Detection Summary 6
- Method Summary 7
- Client Sample Results 8
- Surrogate Summary 18
- QC Sample Results 19
- Definitions 25
- QC Association 26
- Chronicle 27
- Certification Summary 29

Organic Sample Data 30

- GC/MS VOA 30
  - 8260D 30
    - 8260D QC Summary 31
    - 8260D Sample Data 45
    - Standards Data 137
      - 8260D ICAL Data 137
      - 8260D CCAL Data 487
    - Raw QC Data 542
      - 8260D Tune Data 542
      - 8260D Blank Data 547
      - 8260D LCS/LCSD Data 559
    - 8260D Run Logs 595

Table of Contents

8260D Prep Data 598

Shipping and Receiving Documents 604

Client Chain of Custody 605

Sample Receipt Checklist 607

CASE NARRATIVE

Client: ECM, Inc.

Project: 1192 - AGWM 9/2022

Report Number: 460-266280-1

This case narrative is in the form of an exception report, where only the anomalies related to this report, method specific performance and/or QA/QC issues are discussed. If there are no issues to report, this narrative will include a statement that documents that there are no relevant data issues.

It should be noted that samples with elevated Reporting Limits (RLs) as a result of a dilution may not be able to satisfy customer reporting limits in some cases. Such increases in the RLs are unavoidable but acceptable consequence of sample dilution that enables quantification of target analytes or interferences which exceed the calibration range of the instrument.

Calculations are performed before rounding to avoid round-off errors in calculated results.

All holding times were met and proper preservation noted for the methods performed on these samples, unless otherwise detailed in the individual sections below.

RECEIPT

The samples were received on 9/22/2022 4:44 PM. Unless otherwise noted below, the samples arrived in good condition, and where required, properly preserved and on ice. The temperature of the cooler at receipt was 2.5º C.

Receipt Exceptions

Per laboratory policy the TB sample date/time was changed to reflect the latest sample date/time of the sampling event.

Note: All samples which require thermal preservation are considered acceptable if the arrival temperature is within 2C of the required temperature or method specified range. For samples with a specified temperature of 4C, samples with a temperature ranging from just above freezing temperature of water to 6C shall be acceptable. Samples that are hand delivered immediately following collection may not meet these criteria, however they will be deemed acceptable according to NELAC standards, if there is evidence that the chilling process has begun, such as arrival on ice, etc.

VOLATILE ORGANIC COMPOUNDS (GC/MS)

Samples TB (460-266280-1), FB (460-266280-2), MW-31 (460-266280-3), MW-36 (460-266280-4), PZ-23 (460-266280-5), MW-43 (460-266280-6), MW-24 (460-266280-7), MW-71 (460-266280-8) and MW-54 (460-266280-9) were analyzed for Volatile Organic Compounds (GC/MS) in accordance with EPA SW-846 Method 8260D. The samples were analyzed on 10/02/2022.

1,2-Dichloroethane, Bromodichloromethane and Chloroform failed the recovery criteria low for LCSD 460-869712/5. Refer to the QC report for details.

The continuing calibration verification (CCV) analyzed in batch 460-869649 was outside the method criteria for the following analyte(s): 1,2-Dichloroethane, Bromodichloromethane and Chloromethane. A CCV standard at or below the reporting limit (RL) was analyzed with the affected samples and found to be acceptable. As indicated in the reference method, sample analysis may proceed; however, any detection for the affected analyte(s) is considered estimated.

The continuing calibration verification (CCV) analyzed in batch 460-869712 was outside the method criteria for the following analyte(s): 1,2-Dichloroethane and Chloromethane. A CCV standard at or below the reporting limit (RL) was analyzed with the affected samples and found to be acceptable. As indicated in the reference method, sample analysis may proceed; however, any detection for the affected analyte(s) is considered estimated.

The laboratory control sample duplicate (LCSD) for analytical batch 460-869712 recovered outside control limits for the following analytes: Dichlorobromomethane, Chloroform and 1,2-Dichloroethane. These analytes were biased high in the LCSD and were not detected in the associated samples; therefore, the data have been reported.

No other difficulties were encountered during the Volatiles analysis.

All other quality control parameters were within the acceptance limits.

Sample Summary

Client: ECM, Inc.
Project/Site: 1192 - AGWM 9/2022

Job ID: 460-266280-1

Lab Sample ID	Client Sample ID	Matrix	Collected	Received
460-266280-1	TB	Water	09/22/22 12:30	09/22/22 16:44
460-266280-2	FB	Water	09/22/22 10:36	09/22/22 16:44
460-266280-3	MW-31	Water	09/22/22 09:45	09/22/22 16:44
460-266280-4	MW-36	Water	09/22/22 10:17	09/22/22 16:44
460-266280-5	PZ-23	Water	09/22/22 10:41	09/22/22 16:44
460-266280-6	MW-43	Water	09/22/22 11:17	09/22/22 16:44
460-266280-7	MW-24	Water	09/22/22 11:45	09/22/22 16:44
460-266280-8	MW-71	Water	09/22/22 12:05	09/22/22 16:44
460-266280-9	MW-54	Water	09/22/22 12:30	09/22/22 16:44

Detection Summary

Client: ECM, Inc.
Project/Site: 1192 - AGWM 9/2022

Job ID: 460-266280-1

Client Sample ID: TB — Lab Sample ID: 460-266280-1

No Detections.

Client Sample ID: FB — Lab Sample ID: 460-266280-2

Analyte	Result	Qualifier	RL	MDL	Unit	Dil Fac	D	Method	Prep Type
Carbon disulfide	0.86	J	1.0	0.82	ug/L	1		8260D	Total/NA

Client Sample ID: MW-31 — Lab Sample ID: 460-266280-3

Analyte	Result	Qualifier	RL	MDL	Unit	Dil Fac	D	Method	Prep Type
1,1-Dichloroethane	0.43	J	1.0	0.26	ug/L	1		8260D	Total/NA
Benzene	0.66	J	1.0	0.20	ug/L	1		8260D	Total/NA
Chlorobenzene	180		1.0	0.38	ug/L	1		8260D	Total/NA
Chloroethane	5.3		1.0	0.32	ug/L	1		8260D	Total/NA
Toluene	0.61	J	1.0	0.38	ug/L	1		8260D	Total/NA

Client Sample ID: MW-36 — Lab Sample ID: 460-266280-4

No Detections.

Client Sample ID: PZ-23 — Lab Sample ID: 460-266280-5

Analyte	Result	Qualifier	RL	MDL	Unit	Dil Fac	D	Method	Prep Type
1,4-Dioxane	55		50	28	ug/L	1		8260D	Total/NA

Client Sample ID: MW-43 — Lab Sample ID: 460-266280-6

Analyte	Result	Qualifier	RL	MDL	Unit	Dil Fac	D	Method	Prep Type
1,4-Dioxane	69		50	28	ug/L	1		8260D	Total/NA

Client Sample ID: MW-24 — Lab Sample ID: 460-266280-7

Analyte	Result	Qualifier	RL	MDL	Unit	Dil Fac	D	Method	Prep Type
Benzene	0.58	J	1.0	0.20	ug/L	1		8260D	Total/NA
Chlorobenzene	31		1.0	0.38	ug/L	1		8260D	Total/NA
cis-1,2-Dichloroethene	67		1.0	0.22	ug/L	1		8260D	Total/NA
trans-1,2-Dichloroethene	34		1.0	0.24	ug/L	1		8260D	Total/NA
Trichloroethene	2.1		1.0	0.31	ug/L	1		8260D	Total/NA
Vinyl chloride	2.1		1.0	0.17	ug/L	1		8260D	Total/NA

Client Sample ID: MW-71 — Lab Sample ID: 460-266280-8

Analyte	Result	Qualifier	RL	MDL	Unit	Dil Fac	D	Method	Prep Type
1,1-Dichloroethane	2.0		1.0	0.26	ug/L	1		8260D	Total/NA
Benzene	1.2		1.0	0.20	ug/L	1		8260D	Total/NA
Chlorobenzene	100		1.0	0.38	ug/L	1		8260D	Total/NA
Chloroethane	1.2		1.0	0.32	ug/L	1		8260D	Total/NA

Client Sample ID: MW-54 — Lab Sample ID: 460-266280-9

Analyte	Result	Qualifier	RL	MDL	Unit	Dil Fac	D	Method	Prep Type
Tetrachloroethene	8.1		1.0	0.25	ug/L	1		8260D	Total/NA

This Detection Summary does not include radiochemical test results.

Method Summary

Client: ECM, Inc.
Project/Site: 1192 - AGWM 9/2022

Job ID: 460-266280-1

Method	Method Description	Protocol	Laboratory
8260D	Volatile Organic Compounds by GC/MS	SW846	EET EDI
5030C	Purge and Trap	SW846	EET EDI

Protocol References:

SW846 = "Test Methods For Evaluating Solid Waste, Physical/Chemical Methods", Third Edition, November 1986 And Its Updates.

Laboratory References:

EET EDI = Eurofins Edison, 777 New Durham Road, Edison, NJ 08817, TEL (732)549-3900

Client Sample ID: TB

Date Collected: 09/22/22 12:30
Date Received: 09/22/22 16:44

Lab Sample ID: 460-266280-1

Matrix: Water

Method: SW846 8260D - Volatile Organic Compounds by GC/MS

Analyte	Result	Qualifier	RL	MDL	Unit	D	Prepared	Analyzed	Dil Fac
1,1,1-Trichloroethane	0.24	U	1.0	0.24	ug/L			10/02/22 12:04	1
1,1,2,2-Tetrachloroethane	0.37	U	1.0	0.37	ug/L			10/02/22 12:04	1
1,1,2-Trichloroethane	0.20	U	1.0	0.20	ug/L			10/02/22 12:04	1
1,1-Dichloroethane	0.26	U	1.0	0.26	ug/L			10/02/22 12:04	1
1,1-Dichloroethene	0.26	U	1.0	0.26	ug/L			10/02/22 12:04	1
1,2-Dichloroethane	0.43	U	1.0	0.43	ug/L			10/02/22 12:04	1
1,2-Dichloropropane	0.35	U	1.0	0.35	ug/L			10/02/22 12:04	1
1,4-Dioxane	28	U	50	28	ug/L			10/02/22 12:04	1
2-Butanone	1.9	U	5.0	1.9	ug/L			10/02/22 12:04	1
2-Hexanone	1.1	U	5.0	1.1	ug/L			10/02/22 12:04	1
MIBK	1.3	U	5.0	1.3	ug/L			10/02/22 12:04	1
Acetone	4.4	U	5.0	4.4	ug/L			10/02/22 12:04	1
Benzene	0.20	U	1.0	0.20	ug/L			10/02/22 12:04	1
Bromodichloromethane	0.34	U	1.0	0.34	ug/L			10/02/22 12:04	1
Bromoform	0.54	U	1.0	0.54	ug/L			10/02/22 12:04	1
Bromomethane	0.55	U	1.0	0.55	ug/L			10/02/22 12:04	1
Carbon disulfide	0.82	U	1.0	0.82	ug/L			10/02/22 12:04	1
Carbon tetrachloride	0.21	U	1.0	0.21	ug/L			10/02/22 12:04	1
Chlorobenzene	0.38	U	1.0	0.38	ug/L			10/02/22 12:04	1
Chloroethane	0.32	U	1.0	0.32	ug/L			10/02/22 12:04	1
Chloroform	0.33	U	1.0	0.33	ug/L			10/02/22 12:04	1
Chloromethane	0.40	U	1.0	0.40	ug/L			10/02/22 12:04	1
cis-1,2-Dichloroethene	0.22	U	1.0	0.22	ug/L			10/02/22 12:04	1
cis-1,3-Dichloropropene	0.22	U	1.0	0.22	ug/L			10/02/22 12:04	1
Dibromochloromethane	0.28	U	1.0	0.28	ug/L			10/02/22 12:04	1
Ethylbenzene	0.30	U	1.0	0.30	ug/L			10/02/22 12:04	1
Methylene Chloride	0.32	U	1.0	0.32	ug/L			10/02/22 12:04	1
Styrene	0.42	U	1.0	0.42	ug/L			10/02/22 12:04	1
Tetrachloroethene	0.25	U	1.0	0.25	ug/L			10/02/22 12:04	1
Toluene	0.38	U	1.0	0.38	ug/L			10/02/22 12:04	1
trans-1,2-Dichloroethene	0.24	U	1.0	0.24	ug/L			10/02/22 12:04	1
trans-1,3-Dichloropropene	0.22	U	1.0	0.22	ug/L			10/02/22 12:04	1
Trichloroethene	0.31	U	1.0	0.31	ug/L			10/02/22 12:04	1
Vinyl chloride	0.17	U	1.0	0.17	ug/L			10/02/22 12:04	1
Xylenes, Total	0.65	U	2.0	0.65	ug/L			10/02/22 12:04	1

Tentatively Identified Compound	*Est. Result*	*Qualifier*	*Unit*	*D*	*RT*	*CAS No.*	*Prepared*	*Analyzed*	*Dil Fac*
Tentatively Identified Compound	*None*		*ug/L*					*10/02/22 12:04*	*1*

Surrogate	*%Recovery*	*Qualifier*	*Limits*	*Prepared*	*Analyzed*	*Dil Fac*
1,2-Dichloroethane-d4 (Surr)	*81*		*70 - 128*		*10/02/22 12:04*	*1*
Bromofluorobenzene	*108*		*76 - 120*		*10/02/22 12:04*	*1*
Dibromofluoromethane (Surr)	*98*		*77 - 124*		*10/02/22 12:04*	*1*
Toluene-d8 (Surr)	*101*		*80 - 120*		*10/02/22 12:04*	*1*

Client Sample ID: FB

Date Collected: 09/22/22 10:36
Date Received: 09/22/22 16:44

Lab Sample ID: 460-266280-2

Matrix: Water

Method: SW846 8260D - Volatile Organic Compounds by GC/MS

Analyte	Result	Qualifier	RL	MDL	Unit	D	Prepared	Analyzed	Dil Fac
1,1,1-Trichloroethane	0.24	U	1.0	0.24	ug/L			10/02/22 12:24	1
1,1,2,2-Tetrachloroethane	0.37	U	1.0	0.37	ug/L			10/02/22 12:24	1
1,1,2-Trichloroethane	0.20	U	1.0	0.20	ug/L			10/02/22 12:24	1
1,1-Dichloroethane	0.26	U	1.0	0.26	ug/L			10/02/22 12:24	1
1,1-Dichloroethene	0.26	U	1.0	0.26	ug/L			10/02/22 12:24	1
1,2-Dichloroethane	0.43	U	1.0	0.43	ug/L			10/02/22 12:24	1
1,2-Dichloropropane	0.35	U	1.0	0.35	ug/L			10/02/22 12:24	1
1,4-Dioxane	28	U	50	28	ug/L			10/02/22 12:24	1
2-Butanone	1.9	U	5.0	1.9	ug/L			10/02/22 12:24	1
2-Hexanone	1.1	U	5.0	1.1	ug/L			10/02/22 12:24	1
MIBK	1.3	U	5.0	1.3	ug/L			10/02/22 12:24	1
Acetone	4.4	U	5.0	4.4	ug/L			10/02/22 12:24	1
Benzene	0.20	U	1.0	0.20	ug/L			10/02/22 12:24	1
Bromodichloromethane	0.34	U	1.0	0.34	ug/L			10/02/22 12:24	1
Bromoform	0.54	U	1.0	0.54	ug/L			10/02/22 12:24	1
Bromomethane	0.55	U	1.0	0.55	ug/L			10/02/22 12:24	1
Carbon disulfide	**0.86**	**J**	1.0	0.82	ug/L			10/02/22 12:24	1
Carbon tetrachloride	0.21	U	1.0	0.21	ug/L			10/02/22 12:24	1
Chlorobenzene	0.38	U	1.0	0.38	ug/L			10/02/22 12:24	1
Chloroethane	0.32	U	1.0	0.32	ug/L			10/02/22 12:24	1
Chloroform	0.33	U	1.0	0.33	ug/L			10/02/22 12:24	1
Chloromethane	0.40	U	1.0	0.40	ug/L			10/02/22 12:24	1
cis-1,2-Dichloroethene	0.22	U	1.0	0.22	ug/L			10/02/22 12:24	1
cis-1,3-Dichloropropene	0.22	U	1.0	0.22	ug/L			10/02/22 12:24	1
Dibromochloromethane	0.28	U	1.0	0.28	ug/L			10/02/22 12:24	1
Ethylbenzene	0.30	U	1.0	0.30	ug/L			10/02/22 12:24	1
Methylene Chloride	0.32	U	1.0	0.32	ug/L			10/02/22 12:24	1
Styrene	0.42	U	1.0	0.42	ug/L			10/02/22 12:24	1
Tetrachloroethene	0.25	U	1.0	0.25	ug/L			10/02/22 12:24	1
Toluene	0.38	U	1.0	0.38	ug/L			10/02/22 12:24	1
trans-1,2-Dichloroethene	0.24	U	1.0	0.24	ug/L			10/02/22 12:24	1
trans-1,3-Dichloropropene	0.22	U	1.0	0.22	ug/L			10/02/22 12:24	1
Trichloroethene	0.31	U	1.0	0.31	ug/L			10/02/22 12:24	1
Vinyl chloride	0.17	U	1.0	0.17	ug/L			10/02/22 12:24	1
Xylenes, Total	0.65	U	2.0	0.65	ug/L			10/02/22 12:24	1

Tentatively Identified Compound	*Est. Result*	*Qualifier*	*Unit*	*D*	*RT*	*CAS No.*	*Prepared*	*Analyzed*	*Dil Fac*
Tentatively Identified Compound	*None*		*ug/L*					*10/02/22 12:24*	*1*

Surrogate	*%Recovery*	*Qualifier*	*Limits*	*Prepared*	*Analyzed*	*Dil Fac*
1,2-Dichloroethane-d4 (Surr)	*81*		*70 - 128*		*10/02/22 12:24*	*1*
Bromofluorobenzene	*107*		*76 - 120*		*10/02/22 12:24*	*1*
Dibromofluoromethane (Surr)	*97*		*77 - 124*		*10/02/22 12:24*	*1*
Toluene-d8 (Surr)	*101*		*80 - 120*		*10/02/22 12:24*	*1*

Client Sample ID: MW-31

Date Collected: 09/22/22 09:45
Date Received: 09/22/22 16:44

Lab Sample ID: 460-266280-3

Matrix: Water

Method: SW846 8260D - Volatile Organic Compounds by GC/MS

Analyte	Result	Qualifier	RL	MDL	Unit	D	Prepared	Analyzed	Dil Fac
1,1,1-Trichloroethane	0.24	U	1.0	0.24	ug/L			10/02/22 13:27	1
1,1,2,2-Tetrachloroethane	0.37	U	1.0	0.37	ug/L			10/02/22 13:27	1
1,1,2-Trichloroethane	0.20	U	1.0	0.20	ug/L			10/02/22 13:27	1
1,1-Dichloroethane	**0.43**	**J**	1.0	0.26	ug/L			10/02/22 13:27	1
1,1-Dichloroethene	0.26	U	1.0	0.26	ug/L			10/02/22 13:27	1
1,2-Dichloroethane	0.43	U	1.0	0.43	ug/L			10/02/22 13:27	1
1,2-Dichloropropane	0.35	U	1.0	0.35	ug/L			10/02/22 13:27	1
1,4-Dioxane	28	U	50	28	ug/L			10/02/22 13:27	1
2-Butanone	1.9	U	5.0	1.9	ug/L			10/02/22 13:27	1
2-Hexanone	1.1	U	5.0	1.1	ug/L			10/02/22 13:27	1
MIBK	1.3	U	5.0	1.3	ug/L			10/02/22 13:27	1
Acetone	4.4	U	5.0	4.4	ug/L			10/02/22 13:27	1
Benzene	**0.66**	**J**	1.0	0.20	ug/L			10/02/22 13:27	1
Bromodichloromethane	0.34	U	1.0	0.34	ug/L			10/02/22 13:27	1
Bromoform	0.54	U	1.0	0.54	ug/L			10/02/22 13:27	1
Bromomethane	0.55	U	1.0	0.55	ug/L			10/02/22 13:27	1
Carbon disulfide	0.82	U	1.0	0.82	ug/L			10/02/22 13:27	1
Carbon tetrachloride	0.21	U	1.0	0.21	ug/L			10/02/22 13:27	1
Chlorobenzene	**180**		1.0	0.38	ug/L			10/02/22 13:27	1
Chloroethane	**5.3**		1.0	0.32	ug/L			10/02/22 13:27	1
Chloroform	0.33	U	1.0	0.33	ug/L			10/02/22 13:27	1
Chloromethane	0.40	U	1.0	0.40	ug/L			10/02/22 13:27	1
cis-1,2-Dichloroethene	0.22	U	1.0	0.22	ug/L			10/02/22 13:27	1
cis-1,3-Dichloropropene	0.22	U	1.0	0.22	ug/L			10/02/22 13:27	1
Dibromochloromethane	0.28	U	1.0	0.28	ug/L			10/02/22 13:27	1
Ethylbenzene	0.30	U	1.0	0.30	ug/L			10/02/22 13:27	1
Methylene Chloride	0.32	U	1.0	0.32	ug/L			10/02/22 13:27	1
Styrene	0.42	U	1.0	0.42	ug/L			10/02/22 13:27	1
Tetrachloroethene	0.25	U	1.0	0.25	ug/L			10/02/22 13:27	1
Toluene	**0.61**	**J**	1.0	0.38	ug/L			10/02/22 13:27	1
trans-1,2-Dichloroethene	0.24	U	1.0	0.24	ug/L			10/02/22 13:27	1
trans-1,3-Dichloropropene	0.22	U	1.0	0.22	ug/L			10/02/22 13:27	1
Trichloroethene	0.31	U	1.0	0.31	ug/L			10/02/22 13:27	1
Vinyl chloride	0.17	U	1.0	0.17	ug/L			10/02/22 13:27	1
Xylenes, Total	0.65	U	2.0	0.65	ug/L			10/02/22 13:27	1

Tentatively Identified Compound	*Est. Result*	*Qualifier*	*Unit*	*D*	*RT*	*CAS No.*	*Prepared*	*Analyzed*	*Dil Fac*
Ethyl ether	*53*	*J N*	*ug/L*		*2.12*	*60-29-7*		*10/02/22 13:27*	*1*
Diethyl sulfide	*6.2*	*J N*	*ug/L*		*5.04*	*352-93-2*		*10/02/22 13:27*	*1*
1,3-Dichloro-2-methyl-propene	*7.1*	*J N*	*ug/L*		*5.63*	*1000194-02-2*		*10/02/22 13:27*	*1*
Butane, 1,3-dichloro-	*5.5*	*J N*	*ug/L*		*7.98*	*1190-22-3*		*10/02/22 13:27*	*1*
Unknown	*6.1*	*J*	*ug/L*		*8.18*			*10/02/22 13:27*	*1*
Benzene, 1-chloro-2-methyl-	*72*	*J N*	*ug/L*		*9.91*	*95-49-8*		*10/02/22 13:27*	*1*
Benzene, 1,2-dichloro-4-methyl-	*12*	*J N*	*ug/L*		*11.89*	*95-75-0*		*10/02/22 13:27*	*1*

Surrogate	*%Recovery*	*Qualifier*	*Limits*	*Prepared*	*Analyzed*	*Dil Fac*
1,2-Dichloroethane-d4 (Surr)	*83*		*70 - 128*		*10/02/22 13:27*	*1*
Bromofluorobenzene	*108*		*76 - 120*		*10/02/22 13:27*	*1*
Dibromofluoromethane (Surr)	*98*		*77 - 124*		*10/02/22 13:27*	*1*

Client Sample ID: MW-31
Lab Sample ID: 460-266280-3

Date Collected: 09/22/22 09:45
Matrix: Water
Date Received: 09/22/22 16:44

Method: SW846 8260D - Volatile Organic Compounds by GC/MS (Continued)

Surrogate	%Recovery	Qualifier	Limits	Prepared	Analyzed	Dil Fac
Toluene-d8 (Surr)	*100*		*80 - 120*		*10/02/22 13:27*	*1*

Client Sample ID: MW-36
Lab Sample ID: 460-266280-4

Date Collected: 09/22/22 10:17
Matrix: Water
Date Received: 09/22/22 16:44

Method: SW846 8260D - Volatile Organic Compounds by GC/MS

Analyte	Result	Qualifier	RL	MDL	Unit	D	Prepared	Analyzed	Dil Fac
1,1,1-Trichloroethane	0.24	U	1.0	0.24	ug/L			10/02/22 20:02	1
1,1,2,2-Tetrachloroethane	0.37	U	1.0	0.37	ug/L			10/02/22 20:02	1
1,1,2-Trichloroethane	0.20	U	1.0	0.20	ug/L			10/02/22 20:02	1
1,1-Dichloroethane	0.26	U	1.0	0.26	ug/L			10/02/22 20:02	1
1,1-Dichloroethene	0.26	U	1.0	0.26	ug/L			10/02/22 20:02	1
1,2-Dichloroethane	0.43	U *-	1.0	0.43	ug/L			10/02/22 20:02	1
1,2-Dichloropropane	0.35	U	1.0	0.35	ug/L			10/02/22 20:02	1
1,4-Dioxane	28	U	50	28	ug/L			10/02/22 20:02	1
2-Butanone	1.9	U	5.0	1.9	ug/L			10/02/22 20:02	1
2-Hexanone	1.1	U	5.0	1.1	ug/L			10/02/22 20:02	1
MIBK	1.3	U	5.0	1.3	ug/L			10/02/22 20:02	1
Acetone	4.4	U	5.0	4.4	ug/L			10/02/22 20:02	1
Benzene	0.20	U	1.0	0.20	ug/L			10/02/22 20:02	1
Bromodichloromethane	0.34	U *-	1.0	0.34	ug/L			10/02/22 20:02	1
Bromoform	0.54	U	1.0	0.54	ug/L			10/02/22 20:02	1
Bromomethane	0.55	U	1.0	0.55	ug/L			10/02/22 20:02	1
Carbon disulfide	0.82	U	1.0	0.82	ug/L			10/02/22 20:02	1
Carbon tetrachloride	0.21	U	1.0	0.21	ug/L			10/02/22 20:02	1
Chlorobenzene	0.38	U	1.0	0.38	ug/L			10/02/22 20:02	1
Chloroethane	0.32	U	1.0	0.32	ug/L			10/02/22 20:02	1
Chloroform	0.33	U *-	1.0	0.33	ug/L			10/02/22 20:02	1
Chloromethane	0.40	U	1.0	0.40	ug/L			10/02/22 20:02	1
cis-1,2-Dichloroethene	0.22	U	1.0	0.22	ug/L			10/02/22 20:02	1
cis-1,3-Dichloropropene	0.22	U	1.0	0.22	ug/L			10/02/22 20:02	1
Dibromochloromethane	0.28	U	1.0	0.28	ug/L			10/02/22 20:02	1
Ethylbenzene	0.30	U	1.0	0.30	ug/L			10/02/22 20:02	1
Methylene Chloride	0.32	U	1.0	0.32	ug/L			10/02/22 20:02	1
Styrene	0.42	U	1.0	0.42	ug/L			10/02/22 20:02	1
Tetrachloroethene	0.25	U	1.0	0.25	ug/L			10/02/22 20:02	1
Toluene	0.38	U	1.0	0.38	ug/L			10/02/22 20:02	1
trans-1,2-Dichloroethene	0.24	U	1.0	0.24	ug/L			10/02/22 20:02	1
trans-1,3-Dichloropropene	0.22	U	1.0	0.22	ug/L			10/02/22 20:02	1
Trichloroethene	0.31	U	1.0	0.31	ug/L			10/02/22 20:02	1
Vinyl chloride	0.17	U	1.0	0.17	ug/L			10/02/22 20:02	1
Xylenes, Total	0.65	U	2.0	0.65	ug/L			10/02/22 20:02	1

Tentatively Identified Compound	Est. Result	Qualifier	Unit	D	RT	CAS No.	Prepared	Analyzed	Dil Fac
Tentatively Identified Compound	*None*		*ug/L*					*10/02/22 20:02*	*1*

Surrogate	%Recovery	Qualifier	Limits	Prepared	Analyzed	Dil Fac
1,2-Dichloroethane-d4 (Surr)	*86*		*70 - 128*		*10/02/22 20:02*	*1*
Bromofluorobenzene	*105*		*76 - 120*		*10/02/22 20:02*	*1*

Client Sample ID: MW-36
Lab Sample ID: 460-266280-4
Date Collected: 09/22/22 10:17
Matrix: Water
Date Received: 09/22/22 16:44

Method: SW846 8260D - Volatile Organic Compounds by GC/MS (Continued)

Surrogate	%Recovery	Qualifier	Limits	Prepared	Analyzed	Dil Fac
Dibromofluoromethane (Surr)	*98*		*77 - 124*		*10/02/22 20:02*	*1*
Toluene-d8 (Surr)	*102*		*80 - 120*		*10/02/22 20:02*	*1*

Client Sample ID: PZ-23
Lab Sample ID: 460-266280-5
Date Collected: 09/22/22 10:41
Matrix: Water
Date Received: 09/22/22 16:44

Method: SW846 8260D - Volatile Organic Compounds by GC/MS

Analyte	Result	Qualifier	RL	MDL	Unit	D	Prepared	Analyzed	Dil Fac
1,1,1-Trichloroethane	0.24	U	1.0	0.24	ug/L			10/02/22 14:08	1
1,1,2,2-Tetrachloroethane	0.37	U	1.0	0.37	ug/L			10/02/22 14:08	1
1,1,2-Trichloroethane	0.20	U	1.0	0.20	ug/L			10/02/22 14:08	1
1,1-Dichloroethane	0.26	U	1.0	0.26	ug/L			10/02/22 14:08	1
1,1-Dichloroethene	0.26	U	1.0	0.26	ug/L			10/02/22 14:08	1
1,2-Dichloroethane	0.43	U	1.0	0.43	ug/L			10/02/22 14:08	1
1,2-Dichloropropane	0.35	U	1.0	0.35	ug/L			10/02/22 14:08	1
1,4-Dioxane	**55**		50	28	ug/L			10/02/22 14:08	1
2-Butanone	1.9	U	5.0	1.9	ug/L			10/02/22 14:08	1
2-Hexanone	1.1	U	5.0	1.1	ug/L			10/02/22 14:08	1
MIBK	1.3	U	5.0	1.3	ug/L			10/02/22 14:08	1
Acetone	4.4	U	5.0	4.4	ug/L			10/02/22 14:08	1
Benzene	0.20	U	1.0	0.20	ug/L			10/02/22 14:08	1
Bromodichloromethane	0.34	U	1.0	0.34	ug/L			10/02/22 14:08	1
Bromoform	0.54	U	1.0	0.54	ug/L			10/02/22 14:08	1
Bromomethane	0.55	U	1.0	0.55	ug/L			10/02/22 14:08	1
Carbon disulfide	0.82	U	1.0	0.82	ug/L			10/02/22 14:08	1
Carbon tetrachloride	0.21	U	1.0	0.21	ug/L			10/02/22 14:08	1
Chlorobenzene	0.38	U	1.0	0.38	ug/L			10/02/22 14:08	1
Chloroethane	0.32	U	1.0	0.32	ug/L			10/02/22 14:08	1
Chloroform	0.33	U	1.0	0.33	ug/L			10/02/22 14:08	1
Chloromethane	0.40	U	1.0	0.40	ug/L			10/02/22 14:08	1
cis-1,2-Dichloroethene	0.22	U	1.0	0.22	ug/L			10/02/22 14:08	1
cis-1,3-Dichloropropene	0.22	U	1.0	0.22	ug/L			10/02/22 14:08	1
Dibromochloromethane	0.28	U	1.0	0.28	ug/L			10/02/22 14:08	1
Ethylbenzene	0.30	U	1.0	0.30	ug/L			10/02/22 14:08	1
Methylene Chloride	0.32	U	1.0	0.32	ug/L			10/02/22 14:08	1
Styrene	0.42	U	1.0	0.42	ug/L			10/02/22 14:08	1
Tetrachloroethene	0.25	U	1.0	0.25	ug/L			10/02/22 14:08	1
Toluene	0.38	U	1.0	0.38	ug/L			10/02/22 14:08	1
trans-1,2-Dichloroethene	0.24	U	1.0	0.24	ug/L			10/02/22 14:08	1
trans-1,3-Dichloropropene	0.22	U	1.0	0.22	ug/L			10/02/22 14:08	1
Trichloroethene	0.31	U	1.0	0.31	ug/L			10/02/22 14:08	1
Vinyl chloride	0.17	U	1.0	0.17	ug/L			10/02/22 14:08	1
Xylenes, Total	0.65	U	2.0	0.65	ug/L			10/02/22 14:08	1

Tentatively Identified Compound	Est. Result	Qualifier	Unit	D	RT	CAS No.	Prepared	Analyzed	Dil Fac
Ethyl ether	*5.9*	*J N*	*ug/L*		*2.13*	*60-29-7*		*10/02/22 14:08*	*1*

Surrogate	%Recovery	Qualifier	Limits	Prepared	Analyzed	Dil Fac
1,2-Dichloroethane-d4 (Surr)	*83*		*70 - 128*		*10/02/22 14:08*	*1*

Client Sample ID: PZ-23
Lab Sample ID: 460-266280-5
Date Collected: 09/22/22 10:41
Matrix: Water
Date Received: 09/22/22 16:44

Method: SW846 8260D - Volatile Organic Compounds by GC/MS (Continued)

Surrogate	*%Recovery*	*Qualifier*	*Limits*	*Prepared*	*Analyzed*	*Dil Fac*
Bromofluorobenzene	*108*		*76 - 120*		*10/02/22 14:08*	*1*
Dibromofluoromethane (Surr)	*97*		*77 - 124*		*10/02/22 14:08*	*1*
Toluene-d8 (Surr)	*101*		*80 - 120*		*10/02/22 14:08*	*1*

Client Sample ID: MW-43
Lab Sample ID: 460-266280-6
Date Collected: 09/22/22 11:17
Matrix: Water
Date Received: 09/22/22 16:44

Method: SW846 8260D - Volatile Organic Compounds by GC/MS

Analyte	Result	Qualifier	RL	MDL	Unit	D	Prepared	Analyzed	Dil Fac
1,1,1-Trichloroethane	0.24	U	1.0	0.24	ug/L			10/02/22 14:29	1
1,1,2,2-Tetrachloroethane	0.37	U	1.0	0.37	ug/L			10/02/22 14:29	1
1,1,2-Trichloroethane	0.20	U	1.0	0.20	ug/L			10/02/22 14:29	1
1,1-Dichloroethane	0.26	U	1.0	0.26	ug/L			10/02/22 14:29	1
1,1-Dichloroethene	0.26	U	1.0	0.26	ug/L			10/02/22 14:29	1
1,2-Dichloroethane	0.43	U	1.0	0.43	ug/L			10/02/22 14:29	1
1,2-Dichloropropane	0.35	U	1.0	0.35	ug/L			10/02/22 14:29	1
1,4-Dioxane	69		50	28	ug/L			10/02/22 14:29	1
2-Butanone	1.9	U	5.0	1.9	ug/L			10/02/22 14:29	1
2-Hexanone	1.1	U	5.0	1.1	ug/L			10/02/22 14:29	1
MIBK	1.3	U	5.0	1.3	ug/L			10/02/22 14:29	1
Acetone	4.4	U	5.0	4.4	ug/L			10/02/22 14:29	1
Benzene	0.20	U	1.0	0.20	ug/L			10/02/22 14:29	1
Bromodichloromethane	0.34	U	1.0	0.34	ug/L			10/02/22 14:29	1
Bromoform	0.54	U	1.0	0.54	ug/L			10/02/22 14:29	1
Bromomethane	0.55	U	1.0	0.55	ug/L			10/02/22 14:29	1
Carbon disulfide	0.82	U	1.0	0.82	ug/L			10/02/22 14:29	1
Carbon tetrachloride	0.21	U	1.0	0.21	ug/L			10/02/22 14:29	1
Chlorobenzene	0.38	U	1.0	0.38	ug/L			10/02/22 14:29	1
Chloroethane	0.32	U	1.0	0.32	ug/L			10/02/22 14:29	1
Chloroform	0.33	U	1.0	0.33	ug/L			10/02/22 14:29	1
Chloromethane	0.40	U	1.0	0.40	ug/L			10/02/22 14:29	1
cis-1,2-Dichloroethene	0.22	U	1.0	0.22	ug/L			10/02/22 14:29	1
cis-1,3-Dichloropropene	0.22	U	1.0	0.22	ug/L			10/02/22 14:29	1
Dibromochloromethane	0.28	U	1.0	0.28	ug/L			10/02/22 14:29	1
Ethylbenzene	0.30	U	1.0	0.30	ug/L			10/02/22 14:29	1
Methylene Chloride	0.32	U	1.0	0.32	ug/L			10/02/22 14:29	1
Styrene	0.42	U	1.0	0.42	ug/L			10/02/22 14:29	1
Tetrachloroethene	0.25	U	1.0	0.25	ug/L			10/02/22 14:29	1
Toluene	0.38	U	1.0	0.38	ug/L			10/02/22 14:29	1
trans-1,2-Dichloroethene	0.24	U	1.0	0.24	ug/L			10/02/22 14:29	1
trans-1,3-Dichloropropene	0.22	U	1.0	0.22	ug/L			10/02/22 14:29	1
Trichloroethene	0.31	U	1.0	0.31	ug/L			10/02/22 14:29	1
Vinyl chloride	0.17	U	1.0	0.17	ug/L			10/02/22 14:29	1
Xylenes, Total	0.65	U	2.0	0.65	ug/L			10/02/22 14:29	1

Tentatively Identified Compound	*Est. Result*	*Qualifier*	*Unit*	*D*	*RT*	*CAS No.*	*Prepared*	*Analyzed*	*Dil Fac*
Tentatively Identified Compound	*None*		*ug/L*					*10/02/22 14:29*	*1*

Client Sample ID: MW-43
Lab Sample ID: 460-266280-6
Date Collected: 09/22/22 11:17
Matrix: Water
Date Received: 09/22/22 16:44

Surrogate	*%Recovery*	*Qualifier*	*Limits*	*Prepared*	*Analyzed*	*Dil Fac*
1,2-Dichloroethane-d4 (Surr)	*86*		*70 - 128*		*10/02/22 14:29*	*1*
Bromofluorobenzene	*105*		*76 - 120*		*10/02/22 14:29*	*1*
Dibromofluoromethane (Surr)	*100*		*77 - 124*		*10/02/22 14:29*	*1*
Toluene-d8 (Surr)	*101*		*80 - 120*		*10/02/22 14:29*	*1*

Client Sample ID: MW-24
Lab Sample ID: 460-266280-7
Date Collected: 09/22/22 11:45
Matrix: Water
Date Received: 09/22/22 16:44

Method: SW846 8260D - Volatile Organic Compounds by GC/MS

Analyte	Result	Qualifier	RL	MDL	Unit	D	Prepared	Analyzed	Dil Fac
1,1,1-Trichloroethane	0.24	U	1.0	0.24	ug/L			10/02/22 14:50	1
1,1,2,2-Tetrachloroethane	0.37	U	1.0	0.37	ug/L			10/02/22 14:50	1
1,1,2-Trichloroethane	0.20	U	1.0	0.20	ug/L			10/02/22 14:50	1
1,1-Dichloroethane	0.26	U	1.0	0.26	ug/L			10/02/22 14:50	1
1,1-Dichloroethene	0.26	U	1.0	0.26	ug/L			10/02/22 14:50	1
1,2-Dichloroethane	0.43	U	1.0	0.43	ug/L			10/02/22 14:50	1
1,2-Dichloropropane	0.35	U	1.0	0.35	ug/L			10/02/22 14:50	1
1,4-Dioxane	28	U	50	28	ug/L			10/02/22 14:50	1
2-Butanone	1.9	U	5.0	1.9	ug/L			10/02/22 14:50	1
2-Hexanone	1.1	U	5.0	1.1	ug/L			10/02/22 14:50	1
MIBK	1.3	U	5.0	1.3	ug/L			10/02/22 14:50	1
Acetone	4.4	U	5.0	4.4	ug/L			10/02/22 14:50	1
Benzene	**0.58**	**J**	1.0	0.20	ug/L			10/02/22 14:50	1
Bromodichloromethane	0.34	U	1.0	0.34	ug/L			10/02/22 14:50	1
Bromoform	0.54	U	1.0	0.54	ug/L			10/02/22 14:50	1
Bromomethane	0.55	U	1.0	0.55	ug/L			10/02/22 14:50	1
Carbon disulfide	0.82	U	1.0	0.82	ug/L			10/02/22 14:50	1
Carbon tetrachloride	0.21	U	1.0	0.21	ug/L			10/02/22 14:50	1
Chlorobenzene	**31**		1.0	0.38	ug/L			10/02/22 14:50	1
Chloroethane	0.32	U	1.0	0.32	ug/L			10/02/22 14:50	1
Chloroform	0.33	U	1.0	0.33	ug/L			10/02/22 14:50	1
Chloromethane	0.40	U	1.0	0.40	ug/L			10/02/22 14:50	1
cis-1,2-Dichloroethene	**67**		1.0	0.22	ug/L			10/02/22 14:50	1
cis-1,3-Dichloropropene	0.22	U	1.0	0.22	ug/L			10/02/22 14:50	1
Dibromochloromethane	0.28	U	1.0	0.28	ug/L			10/02/22 14:50	1
Ethylbenzene	0.30	U	1.0	0.30	ug/L			10/02/22 14:50	1
Methylene Chloride	0.32	U	1.0	0.32	ug/L			10/02/22 14:50	1
Styrene	0.42	U	1.0	0.42	ug/L			10/02/22 14:50	1
Tetrachloroethene	0.25	U	1.0	0.25	ug/L			10/02/22 14:50	1
Toluene	0.38	U	1.0	0.38	ug/L			10/02/22 14:50	1
trans-1,2-Dichloroethene	**34**		1.0	0.24	ug/L			10/02/22 14:50	1
trans-1,3-Dichloropropene	0.22	U	1.0	0.22	ug/L			10/02/22 14:50	1
Trichloroethene	**2.1**		1.0	0.31	ug/L			10/02/22 14:50	1
Vinyl chloride	**2.1**		1.0	0.17	ug/L			10/02/22 14:50	1
Xylenes, Total	0.65	U	2.0	0.65	ug/L			10/02/22 14:50	1

Tentatively Identified Compound	*Est. Result*	*Qualifier*	*Unit*	*D*	*RT*	*CAS No.*	*Prepared*	*Analyzed*	*Dil Fac*
Tentatively Identified Compound	*None*		*ug/L*					*10/02/22 14:50*	*1*

Client Sample ID: MW-24
Lab Sample ID: 460-266280-7
Date Collected: 09/22/22 11:45
Matrix: Water
Date Received: 09/22/22 16:44

Surrogate	*%Recovery*	*Qualifier*	*Limits*	*Prepared*	*Analyzed*	*Dil Fac*
1,2-Dichloroethane-d4 (Surr)	*84*		*70 - 128*		*10/02/22 14:50*	*1*
Bromofluorobenzene	*107*		*76 - 120*		*10/02/22 14:50*	*1*
Dibromofluoromethane (Surr)	*100*		*77 - 124*		*10/02/22 14:50*	*1*
Toluene-d8 (Surr)	*102*		*80 - 120*		*10/02/22 14:50*	*1*

Client Sample ID: MW-71
Lab Sample ID: 460-266280-8
Date Collected: 09/22/22 12:05
Matrix: Water
Date Received: 09/22/22 16:44

Method: SW846 8260D - Volatile Organic Compounds by GC/MS

Analyte	Result	Qualifier	RL	MDL	Unit	D	Prepared	Analyzed	Dil Fac
1,1,1-Trichloroethane	0.24	U	1.0	0.24	ug/L			10/02/22 15:11	1
1,1,2,2-Tetrachloroethane	0.37	U	1.0	0.37	ug/L			10/02/22 15:11	1
1,1,2-Trichloroethane	0.20	U	1.0	0.20	ug/L			10/02/22 15:11	1
1,1-Dichloroethane	**2.0**		1.0	0.26	ug/L			10/02/22 15:11	1
1,1-Dichloroethene	0.26	U	1.0	0.26	ug/L			10/02/22 15:11	1
1,2-Dichloroethane	0.43	U	1.0	0.43	ug/L			10/02/22 15:11	1
1,2-Dichloropropane	0.35	U	1.0	0.35	ug/L			10/02/22 15:11	1
1,4-Dioxane	28	U	50	28	ug/L			10/02/22 15:11	1
2-Butanone	1.9	U	5.0	1.9	ug/L			10/02/22 15:11	1
2-Hexanone	1.1	U	5.0	1.1	ug/L			10/02/22 15:11	1
MIBK	1.3	U	5.0	1.3	ug/L			10/02/22 15:11	1
Acetone	4.4	U	5.0	4.4	ug/L			10/02/22 15:11	1
Benzene	**1.2**		1.0	0.20	ug/L			10/02/22 15:11	1
Bromodichloromethane	0.34	U	1.0	0.34	ug/L			10/02/22 15:11	1
Bromoform	0.54	U	1.0	0.54	ug/L			10/02/22 15:11	1
Bromomethane	0.55	U	1.0	0.55	ug/L			10/02/22 15:11	1
Carbon disulfide	0.82	U	1.0	0.82	ug/L			10/02/22 15:11	1
Carbon tetrachloride	0.21	U	1.0	0.21	ug/L			10/02/22 15:11	1
Chlorobenzene	**100**		1.0	0.38	ug/L			10/02/22 15:11	1
Chloroethane	**1.2**		1.0	0.32	ug/L			10/02/22 15:11	1
Chloroform	0.33	U	1.0	0.33	ug/L			10/02/22 15:11	1
Chloromethane	0.40	U	1.0	0.40	ug/L			10/02/22 15:11	1
cis-1,2-Dichloroethene	0.22	U	1.0	0.22	ug/L			10/02/22 15:11	1
cis-1,3-Dichloropropene	0.22	U	1.0	0.22	ug/L			10/02/22 15:11	1
Dibromochloromethane	0.28	U	1.0	0.28	ug/L			10/02/22 15:11	1
Ethylbenzene	0.30	U	1.0	0.30	ug/L			10/02/22 15:11	1
Methylene Chloride	0.32	U	1.0	0.32	ug/L			10/02/22 15:11	1
Styrene	0.42	U	1.0	0.42	ug/L			10/02/22 15:11	1
Tetrachloroethene	0.25	U	1.0	0.25	ug/L			10/02/22 15:11	1
Toluene	0.38	U	1.0	0.38	ug/L			10/02/22 15:11	1
trans-1,2-Dichloroethene	0.24	U	1.0	0.24	ug/L			10/02/22 15:11	1
trans-1,3-Dichloropropene	0.22	U	1.0	0.22	ug/L			10/02/22 15:11	1
Trichloroethene	0.31	U	1.0	0.31	ug/L			10/02/22 15:11	1
Vinyl chloride	0.17	U	1.0	0.17	ug/L			10/02/22 15:11	1
Xylenes, Total	0.65	U	2.0	0.65	ug/L			10/02/22 15:11	1

Tentatively Identified Compound	*Est. Result*	*Qualifier*	*Unit*	*D*	*RT*	*CAS No.*	*Prepared*	*Analyzed*	*Dil Fac*
Ethyl ether	*43*	*J N*	*ug/L*		*2.12*	*60-29-7*		*10/02/22 15:11*	*1*

Client Sample ID: MW-71 — Lab Sample ID: 460-266280-8

Date Collected: 09/22/22 12:05 — **Matrix: Water**
Date Received: 09/22/22 16:44

Surrogate	*%Recovery*	*Qualifier*	*Limits*	*Prepared*	*Analyzed*	*Dil Fac*
1,2-Dichloroethane-d4 (Surr)	*84*		*70 - 128*		*10/02/22 15:11*	*1*
Bromofluorobenzene	*104*		*76 - 120*		*10/02/22 15:11*	*1*
Dibromofluoromethane (Surr)	*100*		*77 - 124*		*10/02/22 15:11*	*1*
Toluene-d8 (Surr)	*101*		*80 - 120*		*10/02/22 15:11*	*1*

Client Sample ID: MW-54 — Lab Sample ID: 460-266280-9

Date Collected: 09/22/22 12:30 — **Matrix: Water**
Date Received: 09/22/22 16:44

Method: SW846 8260D - Volatile Organic Compounds by GC/MS

Analyte	Result	Qualifier	RL	MDL	Unit	D	Prepared	Analyzed	Dil Fac
1,1,1-Trichloroethane	0.24	U	1.0	0.24	ug/L			10/02/22 15:31	1
1,1,2,2-Tetrachloroethane	0.37	U	1.0	0.37	ug/L			10/02/22 15:31	1
1,1,2-Trichloroethane	0.20	U	1.0	0.20	ug/L			10/02/22 15:31	1
1,1-Dichloroethane	0.26	U	1.0	0.26	ug/L			10/02/22 15:31	1
1,1-Dichloroethene	0.26	U	1.0	0.26	ug/L			10/02/22 15:31	1
1,2-Dichloroethane	0.43	U	1.0	0.43	ug/L			10/02/22 15:31	1
1,2-Dichloropropane	0.35	U	1.0	0.35	ug/L			10/02/22 15:31	1
1,4-Dioxane	28	U	50	28	ug/L			10/02/22 15:31	1
2-Butanone	1.9	U	5.0	1.9	ug/L			10/02/22 15:31	1
2-Hexanone	1.1	U	5.0	1.1	ug/L			10/02/22 15:31	1
MIBK	1.3	U	5.0	1.3	ug/L			10/02/22 15:31	1
Acetone	4.4	U	5.0	4.4	ug/L			10/02/22 15:31	1
Benzene	0.20	U	1.0	0.20	ug/L			10/02/22 15:31	1
Bromodichloromethane	0.34	U	1.0	0.34	ug/L			10/02/22 15:31	1
Bromoform	0.54	U	1.0	0.54	ug/L			10/02/22 15:31	1
Bromomethane	0.55	U	1.0	0.55	ug/L			10/02/22 15:31	1
Carbon disulfide	0.82	U	1.0	0.82	ug/L			10/02/22 15:31	1
Carbon tetrachloride	0.21	U	1.0	0.21	ug/L			10/02/22 15:31	1
Chlorobenzene	0.38	U	1.0	0.38	ug/L			10/02/22 15:31	1
Chloroethane	0.32	U	1.0	0.32	ug/L			10/02/22 15:31	1
Chloroform	0.33	U	1.0	0.33	ug/L			10/02/22 15:31	1
Chloromethane	0.40	U	1.0	0.40	ug/L			10/02/22 15:31	1
cis-1,2-Dichloroethene	0.22	U	1.0	0.22	ug/L			10/02/22 15:31	1
cis-1,3-Dichloropropene	0.22	U	1.0	0.22	ug/L			10/02/22 15:31	1
Dibromochloromethane	0.28	U	1.0	0.28	ug/L			10/02/22 15:31	1
Ethylbenzene	0.30	U	1.0	0.30	ug/L			10/02/22 15:31	1
Methylene Chloride	0.32	U	1.0	0.32	ug/L			10/02/22 15:31	1
Styrene	0.42	U	1.0	0.42	ug/L			10/02/22 15:31	1
Tetrachloroethene	**8.1**		1.0	0.25	ug/L			10/02/22 15:31	1
Toluene	0.38	U	1.0	0.38	ug/L			10/02/22 15:31	1
trans-1,2-Dichloroethene	0.24	U	1.0	0.24	ug/L			10/02/22 15:31	1
trans-1,3-Dichloropropene	0.22	U	1.0	0.22	ug/L			10/02/22 15:31	1
Trichloroethene	0.31	U	1.0	0.31	ug/L			10/02/22 15:31	1
Vinyl chloride	0.17	U	1.0	0.17	ug/L			10/02/22 15:31	1
Xylenes, Total	0.65	U	2.0	0.65	ug/L			10/02/22 15:31	1

Tentatively Identified Compound	*Est. Result*	*Qualifier*	*Unit*	*D*	*RT*	*CAS No.*	*Prepared*	*Analyzed*	*Dil Fac*
Tentatively Identified Compound	*None*		*ug/L*					*10/02/22 15:31*	*1*

Client: ECM, Inc.
Job ID: 460-266280-1
Project/Site: 1192 - AGWM 9/2022

Client Sample ID: MW-54
Lab Sample ID: 460-266280-9
Date Collected: 09/22/22 12:30
Matrix: Water
Date Received: 09/22/22 16:44

Surrogate	%Recovery	Qualifier	Limits	Prepared	Analyzed	Dil Fac
1,2-Dichloroethane-d4 (Surr)	85		70 - 128		10/02/22 15:31	1
Bromofluorobenzene	107		76 - 120		10/02/22 15:31	1
Dibromofluoromethane (Surr)	99		77 - 124		10/02/22 15:31	1
Toluene-d8 (Surr)	101		80 - 120		10/02/22 15:31	1

Surrogate Summary

Client: ECM, Inc.
Project/Site: 1192 - AGWM 9/2022

Job ID: 460-266280-1

Method: 8260D - Volatile Organic Compounds by GC/MS

Matrix: Water

Prep Type: Total/NA

		Percent Surrogate Recovery (Acceptance Limits)			
		DCA	BFB	DBFM	TOL
Lab Sample ID	Client Sample ID	(70-128)	(76-120)	(77-124)	(80-120)
460-266280-1	TB	81	108	98	101
460-266280-2	FB	81	107	97	101
460-266280-3	MW-31	83	108	98	100
460-266280-4	MW-36	86	105	98	102
460-266280-5	PZ-23	83	108	97	101
460-266280-6	MW-43	86	105	100	101
460-266280-7	MW-24	84	107	100	102
460-266280-8	MW-71	84	104	100	101
460-266280-9	MW-54	85	107	99	101
LCS 460-869649/5	Lab Control Sample	79	112	98	101
LCS 460-869712/4	Lab Control Sample	82	107	96	104
LCSD 460-869649/6	Lab Control Sample Dup	80	113	98	101
LCSD 460-869712/5	Lab Control Sample Dup	79	108	96	107
MB 460-869649/10	Method Blank	83	108	99	100
MB 460-869712/9	Method Blank	84	106	98	102

Surrogate Legend

DCA = 1,2-Dichloroethane-d4 (Surr)
BFB = Bromofluorobenzene
DBFM = Dibromofluoromethane (Surr)
TOL = Toluene-d8 (Surr)

Method: 8260D - Volatile Organic Compounds by GC/MS

Lab Sample ID: MB 460-869649/10
Matrix: Water
Analysis Batch: 869649

Client Sample ID: Method Blank
Prep Type: Total/NA

Analyte	MB Result	MB Qualifier	RL	MDL	Unit	D	Prepared	Analyzed	Dil Fac
1,1,1-Trichloroethane	0.24	U	1.0	0.24	ug/L			10/02/22 11:01	1
1,1,2,2-Tetrachloroethane	0.37	U	1.0	0.37	ug/L			10/02/22 11:01	1
1,1,2-Trichloroethane	0.20	U	1.0	0.20	ug/L			10/02/22 11:01	1
1,1-Dichloroethane	0.26	U	1.0	0.26	ug/L			10/02/22 11:01	1
1,1-Dichloroethene	0.26	U	1.0	0.26	ug/L			10/02/22 11:01	1
1,2-Dichloroethane	0.43	U	1.0	0.43	ug/L			10/02/22 11:01	1
1,2-Dichloropropane	0.35	U	1.0	0.35	ug/L			10/02/22 11:01	1
1,4-Dioxane	28	U	50	28	ug/L			10/02/22 11:01	1
2-Butanone	1.9	U	5.0	1.9	ug/L			10/02/22 11:01	1
2-Hexanone	1.1	U	5.0	1.1	ug/L			10/02/22 11:01	1
MIBK	1.3	U	5.0	1.3	ug/L			10/02/22 11:01	1
Acetone	4.4	U	5.0	4.4	ug/L			10/02/22 11:01	1
Benzene	0.20	U	1.0	0.20	ug/L			10/02/22 11:01	1
Bromodichloromethane	0.34	U	1.0	0.34	ug/L			10/02/22 11:01	1
Bromoform	0.54	U	1.0	0.54	ug/L			10/02/22 11:01	1
Bromomethane	0.55	U	1.0	0.55	ug/L			10/02/22 11:01	1
Carbon disulfide	0.82	U	1.0	0.82	ug/L			10/02/22 11:01	1
Carbon tetrachloride	0.21	U	1.0	0.21	ug/L			10/02/22 11:01	1
Chlorobenzene	0.38	U	1.0	0.38	ug/L			10/02/22 11:01	1
Chloroethane	0.32	U	1.0	0.32	ug/L			10/02/22 11:01	1
Chloroform	0.33	U	1.0	0.33	ug/L			10/02/22 11:01	1
Chloromethane	0.40	U	1.0	0.40	ug/L			10/02/22 11:01	1
cis-1,2-Dichloroethene	0.22	U	1.0	0.22	ug/L			10/02/22 11:01	1
cis-1,3-Dichloropropene	0.22	U	1.0	0.22	ug/L			10/02/22 11:01	1
Dibromochloromethane	0.28	U	1.0	0.28	ug/L			10/02/22 11:01	1
Ethylbenzene	0.30	U	1.0	0.30	ug/L			10/02/22 11:01	1
Methylene Chloride	0.32	U	1.0	0.32	ug/L			10/02/22 11:01	1
Styrene	0.42	U	1.0	0.42	ug/L			10/02/22 11:01	1
Tetrachloroethene	0.25	U	1.0	0.25	ug/L			10/02/22 11:01	1
Toluene	0.38	U	1.0	0.38	ug/L			10/02/22 11:01	1
trans-1,2-Dichloroethene	0.24	U	1.0	0.24	ug/L			10/02/22 11:01	1
trans-1,3-Dichloropropene	0.22	U	1.0	0.22	ug/L			10/02/22 11:01	1
Trichloroethene	0.31	U	1.0	0.31	ug/L			10/02/22 11:01	1
Vinyl chloride	0.17	U	1.0	0.17	ug/L			10/02/22 11:01	1
Xylenes, Total	0.65	U	2.0	0.65	ug/L			10/02/22 11:01	1

Tentatively Identified Compound	*MB Est. Result*	*MB Qualifier*	*Unit*	*D*	*RT*	*CAS No.*	*Prepared*	*Analyzed*	*Dil Fac*
Tentatively Identified Compound	*None*		*ug/L*					*10/02/22 11:01*	*1*

Surrogate	*MB %Recovery*	*MB Qualifier*	*Limits*	*Prepared*	*Analyzed*	*Dil Fac*
1,2-Dichloroethane-d4 (Surr)	*83*		*70 - 128*		*10/02/22 11:01*	*1*
Bromofluorobenzene	*108*		*76 - 120*		*10/02/22 11:01*	*1*
Dibromofluoromethane (Surr)	*99*		*77 - 124*		*10/02/22 11:01*	*1*
Toluene-d8 (Surr)	*100*		*80 - 120*		*10/02/22 11:01*	*1*

Method: 8260D - Volatile Organic Compounds by GC/MS (Continued)

Lab Sample ID: LCS 460-869649/5
Matrix: Water
Analysis Batch: 869649

Client Sample ID: Lab Control Sample
Prep Type: Total/NA

Analyte			Spike Added	LCS Result	LCS Qualifier	Unit	D	%Rec	%Rec Limits		
1,1,1-Trichloroethane			20.0	18.1		ug/L		90	68 - 128		
1,1,2,2-Tetrachloroethane			20.0	16.5		ug/L		83	63 - 139		
1,1,2-Trichloroethane			20.0	18.4		ug/L		92	74 - 125		
1,1-Dichloroethane			20.0	17.8		ug/L		89	73 - 130		
1,1-Dichloroethene			20.0	21.6		ug/L		108	68 - 133		
1,2-Dichloroethane			20.0	15.0		ug/L		75	66 - 129		
1,2-Dichloropropane			20.0	18.3		ug/L		92	68 - 128		
1,4-Dioxane			400	420		ug/L		105	62 - 142		
2-Butanone			100	105		ug/L		105	61 - 128		
2-Hexanone			100	83.6		ug/L		84	61 - 134		
MIBK			100	103		ug/L		103	69 - 128		
Acetone			100	82.1		ug/L		82	61 - 134		
Benzene			20.0	19.2		ug/L		96	71 - 126		
Bromodichloromethane			20.0	16.8		ug/L		84	76 - 121		
Bromoform			20.0	19.0		ug/L		95	48 - 144		
Bromomethane			20.0	23.1		ug/L		115	32 - 150		
Carbon disulfide			20.0	20.1		ug/L		100	64 - 138		
Carbon tetrachloride			20.0	18.5		ug/L		93	61 - 131		
Chlorobenzene			20.0	20.0		ug/L		100	80 - 120		
Chloroethane			20.0	18.1		ug/L		91	42 - 150		
Chloroform			20.0	17.7		ug/L		88	78 - 125		
Chloromethane			20.0	14.9		ug/L		75	43 - 150		
cis-1,2-Dichloroethene			20.0	20.0		ug/L		100	78 - 121		
cis-1,3-Dichloropropene			20.0	17.7		ug/L		89	74 - 125		
Dibromochloromethane			20.0	18.5		ug/L		92	62 - 130		
Ethylbenzene			20.0	20.6		ug/L		103	78 - 120		
Methylene Chloride			20.0	18.8		ug/L		94	74 - 127		
Styrene			20.0	18.8		ug/L		94	75 - 127		
Tetrachloroethene			20.0	23.2		ug/L		116	70 - 127		
Toluene			20.0	19.7		ug/L		98	78 - 120		
trans-1,2-Dichloroethene			20.0	20.4		ug/L		102	74 - 126		
trans-1,3-Dichloropropene			20.0	16.4		ug/L		82	66 - 127		
Trichloroethene			20.0	19.6		ug/L		98	71 - 121		
Vinyl chloride			20.0	17.2		ug/L		86	55 - 144		
Xylenes, Total			40.0	39.7		ug/L		99	78 - 120		

Surrogate	*LCS %Recovery*	*LCS Qualifier*	*Limits*
1,2-Dichloroethane-d4 (Surr)	*79*		*70 - 128*
Bromofluorobenzene	*112*		*76 - 120*
Dibromofluoromethane (Surr)	*98*		*77 - 124*
Toluene-d8 (Surr)	*101*		*80 - 120*

Lab Sample ID: LCSD 460-869649/6
Matrix: Water
Analysis Batch: 869649

Client Sample ID: Lab Control Sample Dup
Prep Type: Total/NA

Analyte			Spike Added	LCSD Result	LCSD Qualifier	Unit	D	%Rec	%Rec Limits	RPD	RPD Limit
1,1,1-Trichloroethane			20.0	18.8		ug/L		94	68 - 128	4	30

Method: 8260D - Volatile Organic Compounds by GC/MS (Continued)

Lab Sample ID: LCSD 460-869649/6
Matrix: Water
Analysis Batch: 869649

Client Sample ID: Lab Control Sample Dup
Prep Type: Total/NA

Analyte			Spike Added	LCSD Result	LCSD Qualifier	Unit	D	%Rec	%Rec Limits	RPD	RPD Limit
1,1,2,2-Tetrachloroethane			20.0	16.9		ug/L		85	63 - 139	3	30
1,1,2-Trichloroethane			20.0	18.2		ug/L		91	74 - 125	1	30
1,1-Dichloroethane			20.0	18.8		ug/L		94	73 - 130	6	30
1,1-Dichloroethene			20.0	22.5		ug/L		112	68 - 133	4	30
1,2-Dichloroethane			20.0	15.5		ug/L		77	66 - 129	3	30
1,2-Dichloropropane			20.0	18.4		ug/L		92	68 - 128	1	30
1,4-Dioxane			400	445		ug/L		111	62 - 142	6	30
2-Butanone			100	105		ug/L		105	61 - 128	0	30
2-Hexanone			100	86.5		ug/L		87	61 - 134	3	30
MIBK			100	104		ug/L		104	69 - 128	1	30
Acetone			100	87.1		ug/L		87	61 - 134	6	30
Benzene			20.0	19.8		ug/L		99	71 - 126	3	30
Bromodichloromethane			20.0	17.4		ug/L		87	76 - 121	4	30
Bromoform			20.0	19.2		ug/L		96	48 - 144	1	30
Bromomethane			20.0	23.6		ug/L		118	32 - 150	2	30
Carbon disulfide			20.0	20.7		ug/L		103	64 - 138	3	30
Carbon tetrachloride			20.0	19.4		ug/L		97	61 - 131	5	30
Chlorobenzene			20.0	20.6		ug/L		103	80 - 120	3	30
Chloroethane			20.0	19.3		ug/L		96	42 - 150	6	30
Chloroform			20.0	18.3		ug/L		92	78 - 125	3	30
Chloromethane			20.0	15.5		ug/L		78	43 - 150	4	30
cis-1,2-Dichloroethene			20.0	21.1		ug/L		105	78 - 121	5	30
cis-1,3-Dichloropropene			20.0	18.0		ug/L		90	74 - 125	1	30
Dibromochloromethane			20.0	18.5		ug/L		92	62 - 130	0	30
Ethylbenzene			20.0	20.6		ug/L		103	78 - 120	0	30
Methylene Chloride			20.0	19.6		ug/L		98	74 - 127	4	30
Styrene			20.0	19.1		ug/L		95	75 - 127	1	30
Tetrachloroethene			20.0	23.7		ug/L		119	70 - 127	2	30
Toluene			20.0	19.9		ug/L		100	78 - 120	1	30
trans-1,2-Dichloroethene			20.0	21.0		ug/L		105	74 - 126	3	30
trans-1,3-Dichloropropene			20.0	16.3		ug/L		81	66 - 127	1	30
Trichloroethene			20.0	20.2		ug/L		101	71 - 121	3	30
Vinyl chloride			20.0	18.0		ug/L		90	55 - 144	5	30
Xylenes, Total			40.0	40.3		ug/L		101	78 - 120	1	30

Surrogate	*LCSD %Recovery*	*LCSD Qualifier*	*Limits*
1,2-Dichloroethane-d4 (Surr)	*80*		*70 - 128*
Bromofluorobenzene	*113*		*76 - 120*
Dibromofluoromethane (Surr)	*98*		*77 - 124*
Toluene-d8 (Surr)	*101*		*80 - 120*

Lab Sample ID: MB 460-869712/9
Matrix: Water
Analysis Batch: 869712

Client Sample ID: Method Blank
Prep Type: Total/NA

Analyte	MB Result	MB Qualifier	RL	MDL	Unit	D	Prepared	Analyzed	Dil Fac
1,1,1-Trichloroethane	0.24	U	1.0	0.24	ug/L			10/02/22 18:59	1
1,1,2,2-Tetrachloroethane	0.37	U	1.0	0.37	ug/L			10/02/22 18:59	1

Method: 8260D - Volatile Organic Compounds by GC/MS (Continued)

Lab Sample ID: MB 460-869712/9
Matrix: Water
Analysis Batch: 869712

Client Sample ID: Method Blank
Prep Type: Total/NA

Analyte	MB Result	MB Qualifier	RL	MDL	Unit	D	Prepared	Analyzed	Dil Fac
1,1,2-Trichloroethane	0.20	U	1.0	0.20	ug/L			10/02/22 18:59	1
1,1-Dichloroethane	0.26	U	1.0	0.26	ug/L			10/02/22 18:59	1
1,1-Dichloroethene	0.26	U	1.0	0.26	ug/L			10/02/22 18:59	1
1,2-Dichloroethane	0.43	U	1.0	0.43	ug/L			10/02/22 18:59	1
1,2-Dichloropropane	0.35	U	1.0	0.35	ug/L			10/02/22 18:59	1
1,4-Dioxane	28	U	50	28	ug/L			10/02/22 18:59	1
2-Butanone	1.9	U	5.0	1.9	ug/L			10/02/22 18:59	1
2-Hexanone	1.1	U	5.0	1.1	ug/L			10/02/22 18:59	1
MIBK	1.3	U	5.0	1.3	ug/L			10/02/22 18:59	1
Acetone	4.4	U	5.0	4.4	ug/L			10/02/22 18:59	1
Benzene	0.20	U	1.0	0.20	ug/L			10/02/22 18:59	1
Bromodichloromethane	0.34	U	1.0	0.34	ug/L			10/02/22 18:59	1
Bromoform	0.54	U	1.0	0.54	ug/L			10/02/22 18:59	1
Bromomethane	0.55	U	1.0	0.55	ug/L			10/02/22 18:59	1
Carbon disulfide	0.82	U	1.0	0.82	ug/L			10/02/22 18:59	1
Carbon tetrachloride	0.21	U	1.0	0.21	ug/L			10/02/22 18:59	1
Chlorobenzene	0.38	U	1.0	0.38	ug/L			10/02/22 18:59	1
Chloroethane	0.32	U	1.0	0.32	ug/L			10/02/22 18:59	1
Chloroform	0.33	U	1.0	0.33	ug/L			10/02/22 18:59	1
Chloromethane	0.40	U	1.0	0.40	ug/L			10/02/22 18:59	1
cis-1,2-Dichloroethene	0.22	U	1.0	0.22	ug/L			10/02/22 18:59	1
cis-1,3-Dichloropropene	0.22	U	1.0	0.22	ug/L			10/02/22 18:59	1
Dibromochloromethane	0.28	U	1.0	0.28	ug/L			10/02/22 18:59	1
Ethylbenzene	0.30	U	1.0	0.30	ug/L			10/02/22 18:59	1
Methylene Chloride	0.32	U	1.0	0.32	ug/L			10/02/22 18:59	1
Styrene	0.42	U	1.0	0.42	ug/L			10/02/22 18:59	1
Tetrachloroethene	0.25	U	1.0	0.25	ug/L			10/02/22 18:59	1
Toluene	0.38	U	1.0	0.38	ug/L			10/02/22 18:59	1
trans-1,2-Dichloroethene	0.24	U	1.0	0.24	ug/L			10/02/22 18:59	1
trans-1,3-Dichloropropene	0.22	U	1.0	0.22	ug/L			10/02/22 18:59	1
Trichloroethene	0.31	U	1.0	0.31	ug/L			10/02/22 18:59	1
Vinyl chloride	0.17	U	1.0	0.17	ug/L			10/02/22 18:59	1
Xylenes, Total	0.65	U	2.0	0.65	ug/L			10/02/22 18:59	1

Tentatively Identified Compound	*MB Est. Result*	*MB Qualifier*	*Unit*	*D*	*RT*	*CAS No.*	*Prepared*	*Analyzed*	*Dil Fac*
Tentatively Identified Compound	*None*		*ug/L*					*10/02/22 18:59*	*1*

Surrogate	*MB %Recovery*	*MB Qualifier*	*Limits*	*Prepared*	*Analyzed*	*Dil Fac*
1,2-Dichloroethane-d4 (Surr)	*84*		*70 - 128*		*10/02/22 18:59*	*1*
Bromofluorobenzene	*106*		*76 - 120*		*10/02/22 18:59*	*1*
Dibromofluoromethane (Surr)	*98*		*77 - 124*		*10/02/22 18:59*	*1*
Toluene-d8 (Surr)	*102*		*80 - 120*		*10/02/22 18:59*	*1*

Method: 8260D - Volatile Organic Compounds by GC/MS (Continued)

Lab Sample ID: LCS 460-869712/4
Matrix: Water
Analysis Batch: 869712

Client Sample ID: Lab Control Sample
Prep Type: Total/NA

Analyte			Spike Added	LCS Result	LCS Qualifier	Unit	D	%Rec	%Rec Limits		
1,1,1-Trichloroethane			20.0	16.8		ug/L		84	68 - 128		
1,1,2,2-Tetrachloroethane			20.0	16.9		ug/L		85	63 - 139		
1,1,2-Trichloroethane			20.0	17.8		ug/L		89	74 - 125		
1,1-Dichloroethane			20.0	17.6		ug/L		88	73 - 130		
1,1-Dichloroethene			20.0	19.8		ug/L		99	68 - 133		
1,2-Dichloroethane			20.0	15.0		ug/L		75	66 - 129		
1,2-Dichloropropane			20.0	18.0		ug/L		90	68 - 128		
1,4-Dioxane			400	399		ug/L		100	62 - 142		
2-Butanone			100	88.6		ug/L		89	61 - 128		
2-Hexanone			100	74.1		ug/L		74	61 - 134		
MIBK			100	90.6		ug/L		91	69 - 128		
Acetone			100	70.4		ug/L		70	61 - 134		
Benzene			20.0	18.8		ug/L		94	71 - 126		
Bromodichloromethane			20.0	16.6		ug/L		83	76 - 121		
Bromoform			20.0	17.2		ug/L		86	48 - 144		
Bromomethane			20.0	21.2		ug/L		106	32 - 150		
Carbon disulfide			20.0	19.1		ug/L		95	64 - 138		
Carbon tetrachloride			20.0	16.5		ug/L		82	61 - 131		
Chlorobenzene			20.0	19.0		ug/L		95	80 - 120		
Chloroethane			20.0	16.2		ug/L		81	42 - 150		
Chloroform			20.0	16.9		ug/L		85	78 - 125		
Chloromethane			20.0	14.5		ug/L		72	43 - 150		
cis-1,2-Dichloroethene			20.0	19.2		ug/L		96	78 - 121		
cis-1,3-Dichloropropene			20.0	17.0		ug/L		85	74 - 125		
Dibromochloromethane			20.0	17.3		ug/L		86	62 - 130		
Ethylbenzene			20.0	19.2		ug/L		96	78 - 120		
Methylene Chloride			20.0	18.2		ug/L		91	74 - 127		
Styrene			20.0	17.8		ug/L		89	75 - 127		
Tetrachloroethene			20.0	20.6		ug/L		103	70 - 127		
Toluene			20.0	18.9		ug/L		95	78 - 120		
trans-1,2-Dichloroethene			20.0	19.4		ug/L		97	74 - 126		
trans-1,3-Dichloropropene			20.0	15.7		ug/L		79	66 - 127		
Trichloroethene			20.0	18.1		ug/L		90	71 - 121		
Vinyl chloride			20.0	15.5		ug/L		77	55 - 144		
Xylenes, Total			40.0	37.0		ug/L		92	78 - 120		

Surrogate	*LCS %Recovery*	*LCS Qualifier*	*Limits*
1,2-Dichloroethane-d4 (Surr)	*82*		*70 - 128*
Bromofluorobenzene	*107*		*76 - 120*
Dibromofluoromethane (Surr)	*96*		*77 - 124*
Toluene-d8 (Surr)	*104*		*80 - 120*

Lab Sample ID: LCSD 460-869712/5
Matrix: Water
Analysis Batch: 869712

Client Sample ID: Lab Control Sample Dup
Prep Type: Total/NA

Analyte			Spike Added	LCSD Result	LCSD Qualifier	Unit	D	%Rec	%Rec Limits	RPD	RPD Limit
1,1,1-Trichloroethane			20.0	14.7		ug/L		73	68 - 128	13	30

Method: 8260D - Volatile Organic Compounds by GC/MS (Continued)

Lab Sample ID: LCSD 460-869712/5
Matrix: Water
Analysis Batch: 869712

Client Sample ID: Lab Control Sample Dup
Prep Type: Total/NA

Analyte			Spike Added	LCSD Result	LCSD Qualifier	Unit	D	%Rec	%Rec Limits	RPD	RPD Limit
1,1,2,2-Tetrachloroethane			20.0	16.8		ug/L		84	63 - 139	1	30
1,1,2-Trichloroethane			20.0	16.2		ug/L		81	74 - 125	10	30
1,1-Dichloroethane			20.0	15.0		ug/L		75	73 - 130	16	30
1,1-Dichloroethene			20.0	17.4		ug/L		87	68 - 133	13	30
1,2-Dichloroethane			20.0	13.0	*-	ug/L		65	66 - 129	14	30
1,2-Dichloropropane			20.0	15.4		ug/L		77	68 - 128	15	30
1,4-Dioxane			400	453		ug/L		113	62 - 142	13	30
2-Butanone			100	77.1		ug/L		77	61 - 128	14	30
2-Hexanone			100	68.0		ug/L		68	61 - 134	9	30
MIBK			100	80.6		ug/L		81	69 - 128	12	30
Acetone			100	69.0		ug/L		69	61 - 134	2	30
Benzene			20.0	16.7		ug/L		83	71 - 126	12	30
Bromodichloromethane			20.0	13.9	*-	ug/L		70	76 - 121	18	30
Bromoform			20.0	16.8		ug/L		84	48 - 144	3	30
Bromomethane			20.0	16.0		ug/L		80	32 - 150	28	30
Carbon disulfide			20.0	16.4		ug/L		82	64 - 138	15	30
Carbon tetrachloride			20.0	14.3		ug/L		71	61 - 131	14	30
Chlorobenzene			20.0	16.9		ug/L		84	80 - 120	12	30
Chloroethane			20.0	13.3		ug/L		66	42 - 150	20	30
Chloroform			20.0	14.5	*-	ug/L		73	78 - 125	15	30
Chloromethane			20.0	13.1		ug/L		66	43 - 150	10	30
cis-1,2-Dichloroethene			20.0	16.4		ug/L		82	78 - 121	15	30
cis-1,3-Dichloropropene			20.0	15.2		ug/L		76	74 - 125	11	30
Dibromochloromethane			20.0	15.5		ug/L		77	62 - 130	11	30
Ethylbenzene			20.0	16.8		ug/L		84	78 - 120	13	30
Methylene Chloride			20.0	15.6		ug/L		78	74 - 127	16	30
Styrene			20.0	15.4		ug/L		77	75 - 127	14	30
Tetrachloroethene			20.0	18.6		ug/L		93	70 - 127	10	30
Toluene			20.0	16.7		ug/L		84	78 - 120	12	30
trans-1,2-Dichloroethene			20.0	16.4		ug/L		82	74 - 126	17	30
trans-1,3-Dichloropropene			20.0	14.0		ug/L		70	66 - 127	12	30
Trichloroethene			20.0	16.0		ug/L		80	71 - 121	12	30
Vinyl chloride			20.0	15.0		ug/L		75	55 - 144	3	30
Xylenes, Total			40.0	32.7		ug/L		82	78 - 120	12	30

Surrogate	*LCSD %Recovery*	*LCSD Qualifier*	*Limits*
1,2-Dichloroethane-d4 (Surr)	*79*		*70 - 128*
Bromofluorobenzene	*108*		*76 - 120*
Dibromofluoromethane (Surr)	*96*		*77 - 124*
Toluene-d8 (Surr)	*107*		*80 - 120*

Qualifiers

GC/MS VOA

Qualifier	Qualifier Description
*-	LCS and/or LCSD is outside acceptance limits, low biased.
J	Result is less than the RL but greater than or equal to the MDL and the concentration is an approximate value.
U	Indicates the analyte was analyzed for but not detected.

GC/MS VOA TICs

Qualifier	Qualifier Description
J	Indicates an Estimated Value for TICs
N	This flag indicates the presumptive evidence of a compound.

Glossary

Abbreviation	These commonly used abbreviations may or may not be present in this report.
¤	Listed under the "D" column to designate that the result is reported on a dry weight basis
%R	Percent Recovery
CFL	Contains Free Liquid
CFU	Colony Forming Unit
CNF	Contains No Free Liquid
DER	Duplicate Error Ratio (normalized absolute difference)
Dil Fac	Dilution Factor
DL	Detection Limit (DoD/DOE)
DL, RA, RE, IN	Indicates a Dilution, Re-analysis, Re-extraction, or additional Initial metals/anion analysis of the sample
DLC	Decision Level Concentration (Radiochemistry)
EDL	Estimated Detection Limit (Dioxin)
LOD	Limit of Detection (DoD/DOE)
LOQ	Limit of Quantitation (DoD/DOE)
MCL	EPA recommended "Maximum Contaminant Level"
MDA	Minimum Detectable Activity (Radiochemistry)
MDC	Minimum Detectable Concentration (Radiochemistry)
MDL	Method Detection Limit
ML	Minimum Level (Dioxin)
MPN	Most Probable Number
MQL	Method Quantitation Limit
NC	Not Calculated
ND	Not Detected at the reporting limit (or MDL or EDL if shown)
NEG	Negative / Absent
POS	Positive / Present
PQL	Practical Quantitation Limit
PRES	Presumptive
QC	Quality Control
RER	Relative Error Ratio (Radiochemistry)
RL	Reporting Limit or Requested Limit (Radiochemistry)
RPD	Relative Percent Difference, a measure of the relative difference between two points
TEF	Toxicity Equivalent Factor (Dioxin)
TEQ	Toxicity Equivalent Quotient (Dioxin)
TNTC	Too Numerous To Count

QC Association Summary

Client: ECM, Inc.
Project/Site: 1192 - AGWM 9/2022

Job ID: 460-266280-1

GC/MS VOA

Analysis Batch: 869649

Lab Sample ID	Client Sample ID	Prep Type	Matrix	Method	Prep Batch
460-266280-1	TB	Total/NA	Water	8260D	
460-266280-2	FB	Total/NA	Water	8260D	
460-266280-3	MW-31	Total/NA	Water	8260D	
460-266280-5	PZ-23	Total/NA	Water	8260D	
460-266280-6	MW-43	Total/NA	Water	8260D	
460-266280-7	MW-24	Total/NA	Water	8260D	
460-266280-8	MW-71	Total/NA	Water	8260D	
460-266280-9	MW-54	Total/NA	Water	8260D	
MB 460-869649/10	Method Blank	Total/NA	Water	8260D	
LCS 460-869649/5	Lab Control Sample	Total/NA	Water	8260D	
LCSD 460-869649/6	Lab Control Sample Dup	Total/NA	Water	8260D	

Analysis Batch: 869712

Lab Sample ID	Client Sample ID	Prep Type	Matrix	Method	Prep Batch
460-266280-4	MW-36	Total/NA	Water	8260D	
MB 460-869712/9	Method Blank	Total/NA	Water	8260D	
LCS 460-869712/4	Lab Control Sample	Total/NA	Water	8260D	
LCSD 460-869712/5	Lab Control Sample Dup	Total/NA	Water	8260D	

Lab Chronicle

Client: ECM, Inc.
Project/Site: 1192 - AGWM 9/2022

Job ID: 460-266280-1

Client Sample ID: TB
Lab Sample ID: 460-266280-1
Date Collected: 09/22/22 12:30
Matrix: Water
Date Received: 09/22/22 16:44

Prep Type	Batch Type	Batch Method	Run	Dilution Factor	Batch Number	Analyst	Lab	Prepared or Analyzed
Total/NA	Analysis	8260D		1	869649	CJM	EET EDI	10/02/22 12:04

Client Sample ID: FB
Lab Sample ID: 460-266280-2
Date Collected: 09/22/22 10:36
Matrix: Water
Date Received: 09/22/22 16:44

Prep Type	Batch Type	Batch Method	Run	Dilution Factor	Batch Number	Analyst	Lab	Prepared or Analyzed
Total/NA	Analysis	8260D		1	869649	CJM	EET EDI	10/02/22 12:24

Client Sample ID: MW-31
Lab Sample ID: 460-266280-3
Date Collected: 09/22/22 09:45
Matrix: Water
Date Received: 09/22/22 16:44

Prep Type	Batch Type	Batch Method	Run	Dilution Factor	Batch Number	Analyst	Lab	Prepared or Analyzed
Total/NA	Analysis	8260D		1	869649	CJM	EET EDI	10/02/22 13:27

Client Sample ID: MW-36
Lab Sample ID: 460-266280-4
Date Collected: 09/22/22 10:17
Matrix: Water
Date Received: 09/22/22 16:44

Prep Type	Batch Type	Batch Method	Run	Dilution Factor	Batch Number	Analyst	Lab	Prepared or Analyzed
Total/NA	Analysis	8260D		1	869712	AAT	EET EDI	10/02/22 20:02

Client Sample ID: PZ-23
Lab Sample ID: 460-266280-5
Date Collected: 09/22/22 10:41
Matrix: Water
Date Received: 09/22/22 16:44

Prep Type	Batch Type	Batch Method	Run	Dilution Factor	Batch Number	Analyst	Lab	Prepared or Analyzed
Total/NA	Analysis	8260D		1	869649	CJM	EET EDI	10/02/22 14:08

Client Sample ID: MW-43
Lab Sample ID: 460-266280-6
Date Collected: 09/22/22 11:17
Matrix: Water
Date Received: 09/22/22 16:44

Prep Type	Batch Type	Batch Method	Run	Dilution Factor	Batch Number	Analyst	Lab	Prepared or Analyzed
Total/NA	Analysis	8260D		1	869649	CJM	EET EDI	10/02/22 14:29

Client Sample ID: MW-24
Lab Sample ID: 460-266280-7
Date Collected: 09/22/22 11:45
Matrix: Water
Date Received: 09/22/22 16:44

Prep Type	Batch Type	Batch Method	Run	Dilution Factor	Batch Number	Analyst	Lab	Prepared or Analyzed
Total/NA	Analysis	8260D		1	869649	CJM	EET EDI	10/02/22 14:50

Lab Chronicle

Client: ECM, Inc.
Project/Site: 1192 - AGWM 9/2022

Job ID: 460-266280-1

Client Sample ID: MW-71
Date Collected: 09/22/22 12:05
Date Received: 09/22/22 16:44

Lab Sample ID: 460-266280-8
Matrix: Water

Prep Type	Batch Type	Batch Method	Run	Dilution Factor	Batch Number	Analyst	Lab	Prepared or Analyzed
Total/NA	Analysis	8260D		1	869649	CJM	EET EDI	10/02/22 15:11

Client Sample ID: MW-54
Date Collected: 09/22/22 12:30
Date Received: 09/22/22 16:44

Lab Sample ID: 460-266280-9
Matrix: Water

Prep Type	Batch Type	Batch Method	Run	Dilution Factor	Batch Number	Analyst	Lab	Prepared or Analyzed
Total/NA	Analysis	8260D		1	869649	CJM	EET EDI	10/02/22 15:31

Laboratory References:

EET EDI = Eurofins Edison, 777 New Durham Road, Edison, NJ 08817, TEL (732)549-3900

Accreditation/Certification Summary

Client: ECM, Inc.
Job ID: 460-266280-1
Project/Site: 1192 - AGWM 9/2022

Laboratory: Eurofins Edison

The accreditations/certifications listed below are applicable to this report.

Authority	Program	Identification Number	Expiration Date
New Jersey	NELAP	12028	06-30-23
New York	NELAP	11452	04-01-23
Pennsylvania	NELAP	68-00522	02-28-23

8260D

Volatile Organic Compounds by GC/MS

FORM II
GC/MS VOA SURROGATE RECOVERY

Lab Name: Eurofins Edison Job No.: 460-266280-1

SDG No.:

Matrix: Water Level: Low

GC Column (1): DB-624 ID: 0.18(mm)

Client Sample ID	Lab Sample ID	DBFM #	DCA #	TOL #	BFB #
TB	460-266280-1	98	81	101	108
FB	460-266280-2	97	81	101	107
MW-31	460-266280-3	98	83	100	108
MW-36	460-266280-4	98	86	102	105
PZ-23	460-266280-5	97	83	101	108
MW-43	460-266280-6	100	86	101	105
MW-24	460-266280-7	100	84	102	107
MW-71	460-266280-8	100	84	101	104
MW-54	460-266280-9	99	85	101	107
	MB 460-869649/10	99	83	100	108
	MB 460-869712/9	98	84	102	106
	LCS 460-869649/5	98	79	101	112
	LCS 460-869712/4	96	82	104	107
	LCSD 460-869649/6	98	80	101	113
	LCSD 460-869712/5	96	79	107	108

	QC LIMITS
DBFM = Dibromofluoromethane (Surr)	77-124
DCA = 1,2-Dichloroethane-d4 (Surr)	70-128
TOL = Toluene-d8 (Surr)	80-120
BFB = Bromofluorobenzene	76-120

Column to be used to flag recovery values

FORM II 8260D

FORM III
GC/MS VOA LAB CONTROL SAMPLE RECOVERY

Lab Name: Eurofins Edison Job No.: 460-266280-1

SDG No.:

Matrix: Water Level: Low Lab File ID: TT61371.D

Lab ID: LCS 460-869649/5 Client ID:

COMPOUND	SPIKE ADDED (ug/L)	LCS CONCENTRATION (ug/L)	LCS % REC	QC LIMITS REC	#
1,1,1-Trichloroethane	20.0	18.1	90	68-128	
1,1,2,2-Tetrachloroethane	20.0	16.5	83	63-139	
1,1,2-Trichloroethane	20.0	18.4	92	74-125	
1,1-Dichloroethane	20.0	17.8	89	73-130	
1,1-Dichloroethene	20.0	21.6	108	68-133	
1,2-Dichloroethane	20.0	15.0	75	66-129	
1,2-Dichloropropane	20.0	18.3	92	68-128	
1,4-Dioxane	400	420	105	62-142	
2-Butanone	100	105	105	61-128	
2-Hexanone	100	83.6	84	61-134	
MIBK	100	103	103	69-128	
Acetone	100	82.1	82	61-134	
Benzene	20.0	19.2	96	71-126	
Bromodichloromethane	20.0	16.8	84	76-121	
Bromoform	20.0	19.0	95	48-144	
Bromomethane	20.0	23.1	115	32-150	
Carbon disulfide	20.0	20.1	100	64-138	
Carbon tetrachloride	20.0	18.5	93	61-131	
Chlorobenzene	20.0	20.0	100	80-120	
Chloroethane	20.0	18.1	91	42-150	
Chloroform	20.0	17.7	88	78-125	
Chloromethane	20.0	14.9	75	43-150	
cis-1,2-Dichloroethene	20.0	20.0	100	78-121	
cis-1,3-Dichloropropene	20.0	17.7	89	74-125	
Dibromochloromethane	20.0	18.5	92	62-130	
Ethylbenzene	20.0	20.6	103	78-120	
Methylene Chloride	20.0	18.8	94	74-127	
Styrene	20.0	18.8	94	75-127	
Tetrachloroethene	20.0	23.2	116	70-127	
Toluene	20.0	19.7	98	78-120	
trans-1,2-Dichloroethene	20.0	20.4	102	74-126	
trans-1,3-Dichloropropene	20.0	16.4	82	66-127	
Trichloroethene	20.0	19.6	98	71-121	
Vinyl chloride	20.0	17.2	86	55-144	
Xylenes, Total	40.0	39.7	99	78-120	

Column to be used to flag recovery and RPD values

FORM III 8260D

FORM III
GC/MS VOA LAB CONTROL SAMPLE RECOVERY

Lab Name: Eurofins Edison Job No.: 460-266280-1

SDG No.:

Matrix: Water Level: Low Lab File ID: TT61394.D

Lab ID: LCS 460-869712/4 Client ID:

COMPOUND	SPIKE ADDED (ug/L)	LCS CONCENTRATION (ug/L)	LCS % REC	QC LIMITS REC	#
1,1,1-Trichloroethane	20.0	16.8	84	68-128	
1,1,2,2-Tetrachloroethane	20.0	16.9	85	63-139	
1,1,2-Trichloroethane	20.0	17.8	89	74-125	
1,1-Dichloroethane	20.0	17.6	88	73-130	
1,1-Dichloroethene	20.0	19.8	99	68-133	
1,2-Dichloroethane	20.0	15.0	75	66-129	
1,2-Dichloropropane	20.0	18.0	90	68-128	
1,4-Dioxane	400	399	100	62-142	
2-Butanone	100	88.6	89	61-128	
2-Hexanone	100	74.1	74	61-134	
MIBK	100	90.6	91	69-128	
Acetone	100	70.4	70	61-134	
Benzene	20.0	18.8	94	71-126	
Bromodichloromethane	20.0	16.6	83	76-121	
Bromoform	20.0	17.2	86	48-144	
Bromomethane	20.0	21.2	106	32-150	
Carbon disulfide	20.0	19.1	95	64-138	
Carbon tetrachloride	20.0	16.5	82	61-131	
Chlorobenzene	20.0	19.0	95	80-120	
Chloroethane	20.0	16.2	81	42-150	
Chloroform	20.0	16.9	85	78-125	
Chloromethane	20.0	14.5	72	43-150	
cis-1,2-Dichloroethene	20.0	19.2	96	78-121	
cis-1,3-Dichloropropene	20.0	17.0	85	74-125	
Dibromochloromethane	20.0	17.3	86	62-130	
Ethylbenzene	20.0	19.2	96	78-120	
Methylene Chloride	20.0	18.2	91	74-127	
Styrene	20.0	17.8	89	75-127	
Tetrachloroethene	20.0	20.6	103	70-127	
Toluene	20.0	18.9	95	78-120	
trans-1,2-Dichloroethene	20.0	19.4	97	74-126	
trans-1,3-Dichloropropene	20.0	15.7	79	66-127	
Trichloroethene	20.0	18.1	90	71-121	
Vinyl chloride	20.0	15.5	77	55-144	
Xylenes, Total	40.0	37.0	92	78-120	

Column to be used to flag recovery and RPD values

FORM III 8260D

FORM III
GC/MS VOA LAB CONTROL SAMPLE DUPLICATE RECOVERY

Lab Name: Eurofins Edison Job No.: 460-266280-1

SDG No.:

Matrix: Water Level: Low Lab File ID: TT61372.D

Lab ID: LCSD 460-869649/6 Client ID:

COMPOUND	SPIKE ADDED (ug/L)	LCSD CONCENTRATION (ug/L)	LCSD % REC	% RPD	QC LIMITS RPD	QC LIMITS REC	#
1,1,1-Trichloroethane	20.0	18.8	94	4	30	68-128	
1,1,2,2-Tetrachloroethane	20.0	16.9	85	3	30	63-139	
1,1,2-Trichloroethane	20.0	18.2	91	1	30	74-125	
1,1-Dichloroethane	20.0	18.8	94	6	30	73-130	
1,1-Dichloroethene	20.0	22.5	112	4	30	68-133	
1,2-Dichloroethane	20.0	15.5	77	3	30	66-129	
1,2-Dichloropropane	20.0	18.4	92	1	30	68-128	
1,4-Dioxane	400	445	111	6	30	62-142	
2-Butanone	100	105	105	0	30	61-128	
2-Hexanone	100	86.5	87	3	30	61-134	
MIBK	100	104	104	1	30	69-128	
Acetone	100	87.1	87	6	30	61-134	
Benzene	20.0	19.8	99	3	30	71-126	
Bromodichloromethane	20.0	17.4	87	4	30	76-121	
Bromoform	20.0	19.2	96	1	30	48-144	
Bromomethane	20.0	23.6	118	2	30	32-150	
Carbon disulfide	20.0	20.7	103	3	30	64-138	
Carbon tetrachloride	20.0	19.4	97	5	30	61-131	
Chlorobenzene	20.0	20.6	103	3	30	80-120	
Chloroethane	20.0	19.3	96	6	30	42-150	
Chloroform	20.0	18.3	92	3	30	78-125	
Chloromethane	20.0	15.5	78	4	30	43-150	
cis-1,2-Dichloroethene	20.0	21.1	105	5	30	78-121	
cis-1,3-Dichloropropene	20.0	18.0	90	1	30	74-125	
Dibromochloromethane	20.0	18.5	92	0	30	62-130	
Ethylbenzene	20.0	20.6	103	0	30	78-120	
Methylene Chloride	20.0	19.6	98	4	30	74-127	
Styrene	20.0	19.1	95	1	30	75-127	
Tetrachloroethene	20.0	23.7	119	2	30	70-127	
Toluene	20.0	19.9	100	1	30	78-120	
trans-1,2-Dichloroethene	20.0	21.0	105	3	30	74-126	
trans-1,3-Dichloropropene	20.0	16.3	81	1	30	66-127	
Trichloroethene	20.0	20.2	101	3	30	71-121	
Vinyl chloride	20.0	18.0	90	5	30	55-144	
Xylenes, Total	40.0	40.3	101	1	30	78-120	

Column to be used to flag recovery and RPD values

FORM III 8260D

FORM III
GC/MS VOA LAB CONTROL SAMPLE DUPLICATE RECOVERY

Lab Name: Eurofins Edison Job No.: 460-266280-1

SDG No.:

Matrix: Water Level: Low Lab File ID: TT61395.D

Lab ID: LCSD 460-869712/5 Client ID:

COMPOUND	SPIKE ADDED (ug/L)	LCSD CONCENTRATION (ug/L)	LCSD % REC	% RPD	QC LIMITS RPD	QC LIMITS REC	#
1,1,1-Trichloroethane	20.0	14.7	73	13	30	68-128	
1,1,2,2-Tetrachloroethane	20.0	16.8	84	1	30	63-139	
1,1,2-Trichloroethane	20.0	16.2	81	10	30	74-125	
1,1-Dichloroethane	20.0	15.0	75	16	30	73-130	
1,1-Dichloroethene	20.0	17.4	87	13	30	68-133	
1,2-Dichloroethane	20.0	13.0	65	14	30	66-129	*-
1,2-Dichloropropane	20.0	15.4	77	15	30	68-128	
1,4-Dioxane	400	453	113	13	30	62-142	
2-Butanone	100	77.1	77	14	30	61-128	
2-Hexanone	100	68.0	68	9	30	61-134	
MIBK	100	80.6	81	12	30	69-128	
Acetone	100	69.0	69	2	30	61-134	
Benzene	20.0	16.7	83	12	30	71-126	
Bromodichloromethane	20.0	13.9	70	18	30	76-121	*-
Bromoform	20.0	16.8	84	3	30	48-144	
Bromomethane	20.0	16.0	80	28	30	32-150	
Carbon disulfide	20.0	16.4	82	15	30	64-138	
Carbon tetrachloride	20.0	14.3	71	14	30	61-131	
Chlorobenzene	20.0	16.9	84	12	30	80-120	
Chloroethane	20.0	13.3	66	20	30	42-150	
Chloroform	20.0	14.5	73	15	30	78-125	*-
Chloromethane	20.0	13.1	66	10	30	43-150	
cis-1,2-Dichloroethene	20.0	16.4	82	15	30	78-121	
cis-1,3-Dichloropropene	20.0	15.2	76	11	30	74-125	
Dibromochloromethane	20.0	15.5	77	11	30	62-130	
Ethylbenzene	20.0	16.8	84	13	30	78-120	
Methylene Chloride	20.0	15.6	78	16	30	74-127	
Styrene	20.0	15.4	77	14	30	75-127	
Tetrachloroethene	20.0	18.6	93	10	30	70-127	
Toluene	20.0	16.7	84	12	30	78-120	
trans-1,2-Dichloroethene	20.0	16.4	82	17	30	74-126	
trans-1,3-Dichloropropene	20.0	14.0	70	12	30	66-127	
Trichloroethene	20.0	16.0	80	12	30	71-121	
Vinyl chloride	20.0	15.0	75	3	30	55-144	
Xylenes, Total	40.0	32.7	82	12	30	78-120	

Column to be used to flag recovery and RPD values

FORM III 8260D

FORM IV
GC/MS VOA METHOD BLANK SUMMARY

Lab Name: Eurofins Edison Job No.: 460-266280-1

SDG No.:

Lab File ID: TT61376.D Lab Sample ID: MB 460-869649/10

Matrix: Water Heated Purge:(Y/N) N

Instrument ID: CVOAMS17 Date Analyzed: 10/02/2022 11:01

GC Column: DB-624 ID: 0.18(mm)

THIS METHOD BLANK APPLIES TO THE FOLLOWING SAMPLES:

CLIENT SAMPLE ID	LAB SAMPLE ID	LAB FILE ID	DATE ANALYZED
	LCS 460-869649/5	TT61371.D	10/02/2022 09:18
	LCSD 460-869649/6	TT61372.D	10/02/2022 09:39
TB	460-266280-1	TT61379.D	10/02/2022 12:04
FB	460-266280-2	TT61380.D	10/02/2022 12:24
MW-31	460-266280-3	TT61383.D	10/02/2022 13:27
PZ-23	460-266280-5	TT61385.D	10/02/2022 14:08
MW-43	460-266280-6	TT61386.D	10/02/2022 14:29
MW-24	460-266280-7	TT61387.D	10/02/2022 14:50
MW-71	460-266280-8	TT61388.D	10/02/2022 15:11
MW-54	460-266280-9	TT61389.D	10/02/2022 15:31

FORM IV
GC/MS VOA METHOD BLANK SUMMARY

Lab Name: Eurofins Edison Job No.: 460-266280-1

SDG No.:

Lab File ID: TT61399.D Lab Sample ID: MB 460-869712/9

Matrix: Water Heated Purge:(Y/N) N

Instrument ID: CVOAMS17 Date Analyzed: 10/02/2022 18:59

GC Column: DB-624 ID: 0.18(mm)

THIS METHOD BLANK APPLIES TO THE FOLLOWING SAMPLES:

CLIENT SAMPLE ID	LAB SAMPLE ID	LAB FILE ID	DATE ANALYZED
	LCS 460-869712/4	TT61394.D	10/02/2022 17:03
	LCSD 460-869712/5	TT61395.D	10/02/2022 17:36
MW-36	460-266280-4	TT61402.D	10/02/2022 20:02

FORM V
GC/MS VOA INSTRUMENT PERFORMANCE CHECK
BROMOFLUOROBENZENE (BFB)

Lab Name: Eurofins Edison Job No.: 460-266280-1

SDG No.:

Lab File ID: TT59888.D BFB Injection Date: 09/01/2022

Instrument ID: CVOAMS17 BFB Injection Time: 08:15

Analysis Batch No.: 864234

M/E	ION ABUNDANCE CRITERIA	% RELATIVE ABUNDANCE
95	50 - 200% of m/z 174	137.6
96	5 - 9% of m/z 95	6.6
173	Less than 2% of m/z 174	0.0
174	50 - 200% of m/z 95	72.7
175	5 - 9% of m/z 174	7.8
176	95 -105% of m/z 174	96.2
177	5 - 10% of m/z 176	6.8

THIS CHECK APPLIES TO THE FOLLOWING SAMPLES, MS, MSD, BLANKS AND STANDARDS:

CLIENT SAMPLE ID	LAB SAMPLE ID	LAB FILE ID	DATE ANALYZED	TIME ANALYZED
	STD8 460-864234/3	TT59890.D	09/01/2022	8:57
	STD05 460-864234/4	TT59891.D	09/01/2022	9:18
	STD1 460-864234/5	TT59892.D	09/01/2022	9:39
	STD5 460-864234/6	TT59893.D	09/01/2022	9:59
	STD20 460-864234/7	TT59894.D	09/01/2022	10:20
	STD50 460-864234/8	TT59895.D	09/01/2022	10:41
	STD200 460-864234/9	TT59896.D	09/01/2022	11:01
	STD500 460-864234/10	TT59897.D	09/01/2022	11:22
	ICV 460-864234/14	TT59901.D	09/01/2022	12:45

FORM VIII
GC/MS VOA INTERNAL STANDARD AREA AND RETENTION TIME SUMMARY

Lab Name: Eurofins Edison Job No.: 460-266280-1

SDG No.:

Sample No.: STD20 460-864234/7 Date Analyzed: 09/01/2022 10:20

Instrument ID: CVOAMS17 GC Column: DB-624 ID: 0.18(mm)

Lab File ID (Standard): TT59894.D Heated Purge: (Y/N) N

Calibration ID: 91284

		TBAd9		BUT		FB	
		AREA #	RT #	AREA #	RT #	AREA #	RT #
INITIAL CALIBRATION MID-POINT		41412	2.73	295327	3.69	503764	4.70
UPPER LIMIT		82824	3.23	590654	4.19	1007528	5.20
LOWER LIMIT		20706	2.23	147664	3.19	251882	4.20
LAB SAMPLE ID	CLIENT SAMPLE ID						
ICV 460-864234/14		41756	2.73	319607	3.69	569695	4.71

TBAd9 = TBA-d9 (IS)
BUT = 2-Butanone-d5
FB = Fluorobenzene

Area Limit = 50%-200% of internal standard area
RT Limit = ± 0.5 minutes of internal standard RT

Column used to flag values outside QC limits

FORM VIII 8260D

FORM VIII
GC/MS VOA INTERNAL STANDARD AREA AND RETENTION TIME SUMMARY

Lab Name: Eurofins Edison Job No.: 460-266280-1

SDG No.:

Sample No.: STD20 460-864234/7 Date Analyzed: 09/01/2022 10:20

Instrument ID: CVOAMS17 GC Column: DB-624 ID: 0.18(mm)

Lab File ID (Standard): TT59894.D Heated Purge: (Y/N) N

Calibration ID: 91284

		DXE		CBNZd5		DCBd4	
		AREA #	RT #	AREA #	RT #	AREA #	RT #
INITIAL CALIBRATION MID-POINT		19051	5.38	345095	8.04	204887	10.76
UPPER LIMIT		38102	5.88	690190	8.54	409774	11.26
LOWER LIMIT		9526	4.88	172548	7.54	102444	10.26
LAB SAMPLE ID	CLIENT SAMPLE ID						
ICV 460-864234/14		20484	5.38	389784	8.04	225085	10.76

DXE = 1,4-Dioxane-d8
CBNZd5 = Chlorobenzene-d5
DCBd4 = 1,4-Dichlorobenzene-d4

Area Limit = 50%-200% of internal standard area
RT Limit = ± 0.5 minutes of internal standard RT

Column used to flag values outside QC limits

FORM VIII 8260D

FORM VIII
GC/MS VOA INTERNAL STANDARD AREA AND RETENTION TIME SUMMARY

Lab Name: Eurofins Edison Job No.: 460-266280-1

SDG No.:

Sample No.: CCVIS 460-869649/4 Date Analyzed: 10/02/2022 08:57

Instrument ID: CVOAMS17 GC Column: DB-624 ID: 0.18(mm)

Lab File ID (Standard): TT61370.D Heated Purge: (Y/N) N

Calibration ID: 91284

		TBAd9		BUT		FB	
		AREA #	RT #	AREA #	RT #	AREA #	RT #
12/24 HOUR STD		46307	2.71	370425	3.68	713632	4.70
UPPER LIMIT		92614	3.21	740850	4.18	1427264	5.20
LOWER LIMIT		23154	2.21	185213	3.18	356816	4.20
LAB SAMPLE ID	CLIENT SAMPLE ID						
LCS 460-869649/5		45062	2.71	337600	3.68	658253	4.70
LCSD 460-869649/6		45010	2.72	333161	3.68	647245	4.70
MB 460-869649/10		42708	2.73	321807	3.68	639116	4.70
460-266280-1	TB	43076	2.70	326329	3.68	660729	4.70
460-266280-2	FB	40390	2.71	304949	3.69	596184	4.70
460-266280-3	MW-31	41966	2.71	311736	3.68	580723	4.70
460-266280-5	PZ-23	44563	2.72	339392	3.68	632758	4.70
460-266280-6	MW-43	41189	2.72	322926	3.68	575480	4.70
460-266280-7	MW-24	41357	2.71	306838	3.69	576267	4.70
460-266280-8	MW-71	40572	2.72	315161	3.68	565245	4.70
460-266280-9	MW-54	38593	2.71	334558	3.68	607067	4.70

TBAd9 = TBA-d9 (IS)
BUT = 2-Butanone-d5
FB = Fluorobenzene

Area Limit = 50%-200% of internal standard area
RT Limit = ± 0.5 minutes of internal standard RT

Column used to flag values outside QC limits

FORM VIII 8260D

FORM VIII
GC/MS VOA INTERNAL STANDARD AREA AND RETENTION TIME SUMMARY

Lab Name: Eurofins Edison Job No.: 460-266280-1

SDG No.:

Sample No.: CCVIS 460-869649/4 Date Analyzed: 10/02/2022 08:57

Instrument ID: CVOAMS17 GC Column: DB-624 ID: 0.18(mm)

Lab File ID (Standard): TT61370.D Heated Purge: (Y/N) N

Calibration ID: 91284

		DXE		CBNZd5		DCBd4	
		AREA #	RT #	AREA #	RT #	AREA #	RT #
12/24 HOUR STD		30043	5.38	496463	8.04	282396	10.76
UPPER LIMIT		60086	5.88	992926	8.54	564792	11.26
LOWER LIMIT		15022	4.88	248232	7.54	141198	10.26
LAB SAMPLE ID	CLIENT SAMPLE ID						
LCS 460-869649/5		26732	5.38	471470	8.04	285363	10.76
LCSD 460-869649/6		26184	5.38	463840	8.04	275616	10.76
MB 460-869649/10		21414	5.40	458800	8.04	265795	10.76
460-266280-1	TB	21032	5.37	464345	8.04	269307	10.76
460-266280-2	FB	18902	5.39	415393	8.04	237027	10.76
460-266280-3	MW-31	20095	5.38	408298	8.04	234241	10.76
460-266280-5	PZ-23	20762	5.38	434544	8.04	255471	10.76
460-266280-6	MW-43	20660	5.40	409283	8.04	233510	10.76
460-266280-7	MW-24	20800	5.38	400431	8.04	230149	10.76
460-266280-8	MW-71	19423	5.38	387786	8.04	206554	10.76
460-266280-9	MW-54	20224	5.39	427347	8.04	252813	10.76

DXE = 1,4-Dioxane-d8
CBNZd5 = Chlorobenzene-d5
DCBd4 = 1,4-Dichlorobenzene-d4

Area Limit = 50%-200% of internal standard area
RT Limit = ± 0.5 minutes of internal standard RT

Column used to flag values outside QC limits

FORM VIII 8260D

FORM VIII
GC/MS VOA INTERNAL STANDARD AREA AND RETENTION TIME SUMMARY

Lab Name: Eurofins Edison Job No.: 460-266280-1

SDG No.:

Sample No.: CCVIS 460-869712/3 Date Analyzed: 10/02/2022 16:42

Instrument ID: CVOAMS17 GC Column: DB-624 ID: 0.18(mm)

Lab File ID (Standard): TT61393.D Heated Purge: (Y/N) N

Calibration ID: 91284

		TBAd9		BUT		FB	
		AREA #	RT #	AREA #	RT #	AREA #	RT #
12/24 HOUR STD		37512	2.70	297625	3.68	580594	4.71
UPPER LIMIT		75024	3.20	595250	4.18	1161188	5.21
LOWER LIMIT		18756	2.20	148813	3.18	290297	4.21
LAB SAMPLE ID	CLIENT SAMPLE ID						
LCS 460-869712/4		42836	2.71	345180	3.68	636144	4.70
LCSD 460-869712/5		44586	2.73	373517	3.68	604836	4.70
MB 460-869712/9		36235	2.72	282484	3.69	539625	4.71
460-266280-4	MW-36	39939	2.72	305581	3.68	564853	4.70

TBAd9 = TBA-d9 (IS)
BUT = 2-Butanone-d5
FB = Fluorobenzene

Area Limit = 50%-200% of internal standard area
RT Limit = ± 0.5 minutes of internal standard RT

Column used to flag values outside QC limits

FORM VIII 8260D

FORM VIII
GC/MS VOA INTERNAL STANDARD AREA AND RETENTION TIME SUMMARY

Lab Name: Eurofins Edison Job No.: 460-266280-1

SDG No.:

Sample No.: CCVIS 460-869712/3 Date Analyzed: 10/02/2022 16:42

Instrument ID: CVOAMS17 GC Column: DB-624 ID: 0.18(mm)

Lab File ID (Standard): TT61393.D Heated Purge: (Y/N) N

Calibration ID: 91284

		DXE		CBNZd5		DCBd4	
		AREA #	RT #	AREA #	RT #	AREA #	RT #
12/24 HOUR STD		19198	5.38	402702	8.04	235638	10.76
UPPER LIMIT		38396	5.88	805404	8.54	471276	11.26
LOWER LIMIT		9599	4.88	201351	7.54	117819	10.26
LAB SAMPLE ID	CLIENT SAMPLE ID						
LCS 460-869712/4		20835	5.38	444617	8.04	250355	10.76
LCSD 460-869712/5		18634	5.38	410107	8.04	230901	10.76
MB 460-869712/9		11485	5.39	368978	8.04	215926	10.76
460-266280-4	MW-36	18038	5.38	386440	8.04	218057	10.76

DXE = 1,4-Dioxane-d8
CBNZd5 = Chlorobenzene-d5
DCBd4 = 1,4-Dichlorobenzene-d4

Area Limit = 50%-200% of internal standard area
RT Limit = ± 0.5 minutes of internal standard RT

Column used to flag values outside QC limits

FORM VIII 8260D

FORM I
GC/MS VOA ORGANICS ANALYSIS DATA SHEET

Lab Name: Eurofins Edison | Job No.: 460-266280-1

SDG No.:

Client Sample ID: TB | Lab Sample ID: 460-266280-1

Matrix: Water | Lab File ID: TT61379.D

Analysis Method: 8260D | Date Collected: 09/22/2022 12:30

Sample wt/vol: 5(mL) | Date Analyzed: 10/02/2022 12:04

Soil Aliquot Vol: | Dilution Factor: 1

Soil Extract Vol.: | GC Column: DB-624 ID: 0.18(mm)

Purge Volume: 5.0(mL) | Heated Purge: (Y/N) N pH:

% Moisture: % Solids: | Level: (low/med) Low

Analysis Batch No.: 869649 | Units: ug/L

CAS NO.	COMPOUND NAME	RESULT	Q	RL	MDL
71-55-6	1,1,1-Trichloroethane	0.24	U	1.0	0.24
79-34-5	1,1,2,2-Tetrachloroethane	0.37	U	1.0	0.37
79-00-5	1,1,2-Trichloroethane	0.20	U	1.0	0.20
75-34-3	1,1-Dichloroethane	0.26	U	1.0	0.26
75-35-4	1,1-Dichloroethene	0.26	U	1.0	0.26
107-06-2	1,2-Dichloroethane	0.43	U	1.0	0.43
78-87-5	1,2-Dichloropropane	0.35	U	1.0	0.35
123-91-1	1,4-Dioxane	28	U	50	28
78-93-3	2-Butanone	1.9	U	5.0	1.9
591-78-6	2-Hexanone	1.1	U	5.0	1.1
108-10-1	MIBK	1.3	U	5.0	1.3
67-64-1	Acetone	4.4	U	5.0	4.4
71-43-2	Benzene	0.20	U	1.0	0.20
75-27-4	Bromodichloromethane	0.34	U	1.0	0.34
75-25-2	Bromoform	0.54	U	1.0	0.54
74-83-9	Bromomethane	0.55	U	1.0	0.55
75-15-0	Carbon disulfide	0.82	U	1.0	0.82
56-23-5	Carbon tetrachloride	0.21	U	1.0	0.21
108-90-7	Chlorobenzene	0.38	U	1.0	0.38
75-00-3	Chloroethane	0.32	U	1.0	0.32
67-66-3	Chloroform	0.33	U	1.0	0.33
74-87-3	Chloromethane	0.40	U	1.0	0.40
156-59-2	cis-1,2-Dichloroethene	0.22	U	1.0	0.22
10061-01-5	cis-1,3-Dichloropropene	0.22	U	1.0	0.22
124-48-1	Dibromochloromethane	0.28	U	1.0	0.28
100-41-4	Ethylbenzene	0.30	U	1.0	0.30
75-09-2	Methylene Chloride	0.32	U	1.0	0.32
100-42-5	Styrene	0.42	U	1.0	0.42
127-18-4	Tetrachloroethene	0.25	U	1.0	0.25
108-88-3	Toluene	0.38	U	1.0	0.38
156-60-5	trans-1,2-Dichloroethene	0.24	U	1.0	0.24
10061-02-6	trans-1,3-Dichloropropene	0.22	U	1.0	0.22
79-01-6	Trichloroethene	0.31	U	1.0	0.31
75-01-4	Vinyl chloride	0.17	U	1.0	0.17

FORM I
GC/MS VOA ORGANICS ANALYSIS DATA SHEET

Lab Name: Eurofins Edison | Job No.: 460-266280-1

SDG No.:

Client Sample ID: TB | Lab Sample ID: 460-266280-1

Matrix: Water | Lab File ID: TT61379.D

Analysis Method: 8260D | Date Collected: 09/22/2022 12:30

Sample wt/vol: 5(mL) | Date Analyzed: 10/02/2022 12:04

Soil Aliquot Vol: | Dilution Factor: 1

Soil Extract Vol.: | GC Column: DB-624 ID: 0.18(mm)

Purge Volume: 5.0(mL) | Heated Purge: (Y/N) N pH:

% Moisture: % Solids: | Level: (low/med) Low

Analysis Batch No.: 869649 | Units: ug/L

CAS NO.	COMPOUND NAME	RESULT	Q	RL	MDL
1330-20-7	Xylenes, Total	0.65	U	2.0	0.65

CAS NO.	SURROGATE	%REC	Q	LIMITS
17060-07-0	1,2-Dichloroethane-d4 (Surr)	81		70-128
460-00-4	Bromofluorobenzene	108		76-120
1868-53-7	Dibromofluoromethane (Surr)	98		77-124
2037-26-5	Toluene-d8 (Surr)	101		80-120

FORM I
GC/MS VOA ORGANICS ANALYSIS DATA SHEET
TENTATIVELY IDENTIFIED COMPOUNDS

Lab Name: Eurofins Edison | Job No.: 460-266280-1

SDG No.:

Client Sample ID: TB | Lab Sample ID: 460-266280-1

Matrix: Water | Lab File ID: TT61379.D

Analysis Method: 8260D | Date Collected: 09/22/2022 12:30

Sample wt/vol: 5(mL) | Date Analyzed: 10/02/2022 12:04

Soil Aliquot Vol: | Dilution Factor: 1

Soil Extract Vol.: | GC Column: DB-624 ID: 0.18(mm)

Purge Volume: 5.0(mL) | Heated Purge: (Y/N) N pH:

% Moisture: % Solids: | Level: (low/med) Low

Analysis Batch No.: 869649 | Units: ug/L

Number TICs Found: 0 | TIC Result Total: 0

CAS NO.	COMPOUND NAME	RT	RESULT	Q	MATCH QUALITY
	Tentatively Identified Compound		None		

Eurofins Edison
Target Compound Quantitation Report

Data File: \\chromfs\Edison\ChromData\CVOAMS17\20221002-151169.b\TT61379.D
Lims ID: 460-266280-A-1
Client ID: TB
Sample Type: Client
Inject. Date: 02-Oct-2022 12:04:30 ALS Bottle#: 12 Worklist Smp#: 13
Purge Vol: 5.000 mL Dil. Factor: 1.0000
Sample Info: 460-266280-A-1
Misc. Info.: 460-0151169-013
Operator ID: Instrument ID: CVOAMS17

Method: \\chromfs\Edison\ChromData\CVOAMS17\20221002-151169.b\8260W_17.m
Limit Group: VOA - 8260D Water and Solid
Last Update: 02-Oct-2022 10:18:52 Calib Date: 01-Sep-2022 11:22:30
Integrator: RTE ID Type: Deconvolution ID
Quant Method: Internal Standard Quant By: Initial Calibration
Last ICal File: \\chromfs\Edison\ChromData\CVOAMS17\20220901-149891.b\TT59897.D

Column 1 : DB-624 (0.18 mm) Det: MS Quad
Process Host: CTX1658

First Level Reviewer: KG2Q Date: 02-Oct-2022 12:22:34

Compound	Sig	RT (min.)	Exp RT (min.)	Dlt RT (min.)	Q	Response	OnCol Amt ug/l	Flags
* 31 TBA-d9 (IS)	66	2.701	2.708	-0.007	0	43076	1000.0	
* 42 2-Butanone-d5	46	3.677	3.683	-0.006	0	326329	250.0	
$ 55 Dibromofluoromethane (Surr)	113	4.116	4.122	-0.006	98	167876	49.0	
$ 61 1,2-Dichloroethane-d4 (Surr)	65	4.445	4.445	0.000	0	174784	40.7	
* 66 Fluorobenzene	96	4.701	4.701	0.000	99	660729	50.0	
* 72 1,4-Dioxane-d8	96	5.372	5.378	-0.006	0	21032	1000.0	
$ 83 Toluene-d8 (Surr)	98	6.304	6.304	0.000	99	603857	50.5	
* 94 Chlorobenzene-d5	117	8.042	8.042	0.000	86	464345	50.0	
$ 105 4-Bromofluorobenzene	174	9.560	9.554	0.006	96	195505	54.2	
* 121 1,4-Dichlorobenzene-d4	152	10.755	10.755	0.000	95	269307	50.0	

QC Flag Legend
Processing Flags

Reagents:
VOA6IS/SURR_00061 Amount Added: 5.00 Units: uL Run Reagent

Report Date: 02-Oct-2022 12:22:34 Chrom Revision: 2.3 28-Sep-2022 12:57:42

Eurofins Edison

Data File: \\chromfs\Edison\ChromData\CVOAMS17\20221002-151169.b\TT61379.D
Injection Date: 02-Oct-2022 12:04:30 Instrument ID: CVOAMS17
Lims ID: 460-266280-A-1 Lab Sample ID: 460-266280-1
Client ID: TB
Operator ID: ALS Bottle#: 12 Worklist Smp#: 13
Purge Vol: 5.000 mL Dil. Factor: 1.0000
Method: 8260W_17 Limit Group: VOA - 8260D Water and Solid
Column: DB-624 (0.18 mm)

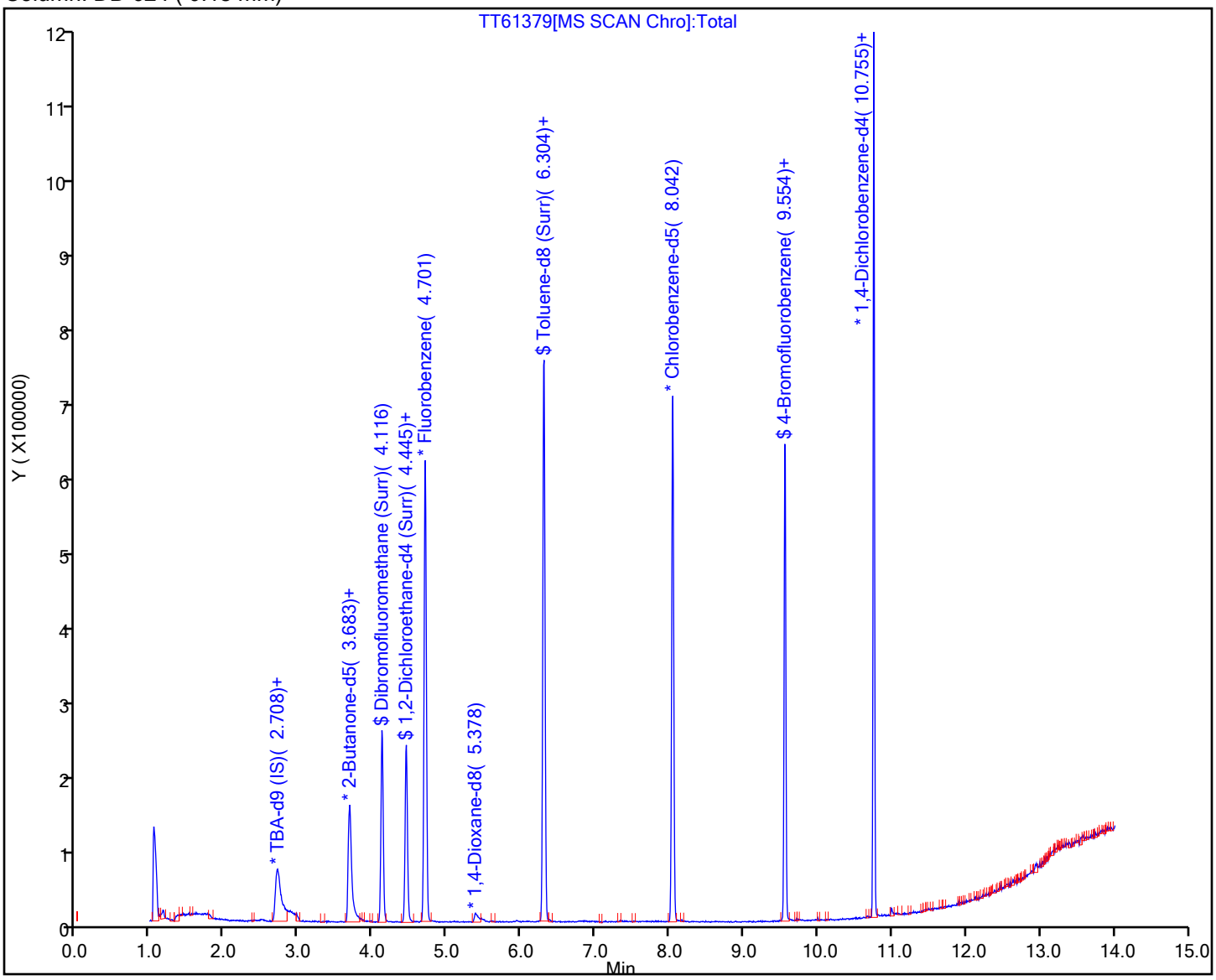

Eurofins Edison
Recovery Report

Data File: \\chromfs\Edison\ChromData\CVOAMS17\20221002-151169.b\TT61379.D
Lims ID: 460-266280-A-1
Client ID: TB
Sample Type: Client
Inject. Date: 02-Oct-2022 12:04:30 ALS Bottle#: 12 Worklist Smp#: 13
Purge Vol: 5.000 mL Dil. Factor: 1.0000
Sample Info: 460-266280-A-1
Misc. Info.: 460-0151169-013
Operator ID: Instrument ID: CVOAMS17

Method: \\chromfs\Edison\ChromData\CVOAMS17\20221002-151169.b\8260W_17.m
Limit Group: VOA - 8260D Water and Solid
Last Update: 02-Oct-2022 10:18:52 Calib Date: 01-Sep-2022 11:22:30
Integrator: RTE ID Type: Deconvolution ID
Quant Method: Internal Standard Quant By: Initial Calibration
Last ICal File: \\chromfs\Edison\ChromData\CVOAMS17\20220901-149891.b\TT59897.D

Column 1 : DB-624 (0.18 mm) Det: MS Quad
Process Host: CTX1658

First Level Reviewer: KG2Q Date: 02-Oct-2022 12:22:34

Compound	Amount Added	Amount Recovered	% Rec.
$ 55 Dibromofluoromethane (Surr)	50.0	49.0	98.06
$ 61 1,2-Dichloroethane-d4 (Surr)	50.0	40.7	81.31
$ 83 Toluene-d8 (Surr)	50.0	50.5	100.96
$ 105 4-Bromofluorobenzene	50.0	54.2	108.36

FORM I
GC/MS VOA ORGANICS ANALYSIS DATA SHEET

Lab Name: Eurofins Edison | Job No.: 460-266280-1

SDG No.:

Client Sample ID: FB | Lab Sample ID: 460-266280-2

Matrix: Water | Lab File ID: TT61380.D

Analysis Method: 8260D | Date Collected: 09/22/2022 10:36

Sample wt/vol: 5(mL) | Date Analyzed: 10/02/2022 12:24

Soil Aliquot Vol: | Dilution Factor: 1

Soil Extract Vol.: | GC Column: DB-624 ID: 0.18(mm)

Purge Volume: 5.0(mL) | Heated Purge: (Y/N) N pH:

% Moisture: % Solids: | Level: (low/med) Low

Analysis Batch No.: 869649 | Units: ug/L

CAS NO.	COMPOUND NAME	RESULT	Q	RL	MDL
71-55-6	1,1,1-Trichloroethane	0.24	U	1.0	0.24
79-34-5	1,1,2,2-Tetrachloroethane	0.37	U	1.0	0.37
79-00-5	1,1,2-Trichloroethane	0.20	U	1.0	0.20
75-34-3	1,1-Dichloroethane	0.26	U	1.0	0.26
75-35-4	1,1-Dichloroethene	0.26	U	1.0	0.26
107-06-2	1,2-Dichloroethane	0.43	U	1.0	0.43
78-87-5	1,2-Dichloropropane	0.35	U	1.0	0.35
123-91-1	1,4-Dioxane	28	U	50	28
78-93-3	2-Butanone	1.9	U	5.0	1.9
591-78-6	2-Hexanone	1.1	U	5.0	1.1
108-10-1	MIBK	1.3	U	5.0	1.3
67-64-1	Acetone	4.4	U	5.0	4.4
71-43-2	Benzene	0.20	U	1.0	0.20
75-27-4	Bromodichloromethane	0.34	U	1.0	0.34
75-25-2	Bromoform	0.54	U	1.0	0.54
74-83-9	Bromomethane	0.55	U	1.0	0.55
75-15-0	Carbon disulfide	0.86	J	1.0	0.82
56-23-5	Carbon tetrachloride	0.21	U	1.0	0.21
108-90-7	Chlorobenzene	0.38	U	1.0	0.38
75-00-3	Chloroethane	0.32	U	1.0	0.32
67-66-3	Chloroform	0.33	U	1.0	0.33
74-87-3	Chloromethane	0.40	U	1.0	0.40
156-59-2	cis-1,2-Dichloroethene	0.22	U	1.0	0.22
10061-01-5	cis-1,3-Dichloropropene	0.22	U	1.0	0.22
124-48-1	Dibromochloromethane	0.28	U	1.0	0.28
100-41-4	Ethylbenzene	0.30	U	1.0	0.30
75-09-2	Methylene Chloride	0.32	U	1.0	0.32
100-42-5	Styrene	0.42	U	1.0	0.42
127-18-4	Tetrachloroethene	0.25	U	1.0	0.25
108-88-3	Toluene	0.38	U	1.0	0.38
156-60-5	trans-1,2-Dichloroethene	0.24	U	1.0	0.24
10061-02-6	trans-1,3-Dichloropropene	0.22	U	1.0	0.22
79-01-6	Trichloroethene	0.31	U	1.0	0.31
75-01-4	Vinyl chloride	0.17	U	1.0	0.17

FORM I
GC/MS VOA ORGANICS ANALYSIS DATA SHEET

Lab Name: Eurofins Edison | Job No.: 460-266280-1

SDG No.:

Client Sample ID: FB | Lab Sample ID: 460-266280-2

Matrix: Water | Lab File ID: TT61380.D

Analysis Method: 8260D | Date Collected: 09/22/2022 10:36

Sample wt/vol: 5(mL) | Date Analyzed: 10/02/2022 12:24

Soil Aliquot Vol: | Dilution Factor: 1

Soil Extract Vol.: | GC Column: DB-624 ID: 0.18(mm)

Purge Volume: 5.0(mL) | Heated Purge: (Y/N) N pH:

% Moisture: % Solids: | Level: (low/med) Low

Analysis Batch No.: 869649 | Units: ug/L

CAS NO.	COMPOUND NAME	RESULT	Q	RL	MDL
1330-20-7	Xylenes, Total	0.65	U	2.0	0.65

CAS NO.	SURROGATE	%REC	Q	LIMITS
17060-07-0	1,2-Dichloroethane-d4 (Surr)	81		70-128
460-00-4	Bromofluorobenzene	107		76-120
1868-53-7	Dibromofluoromethane (Surr)	97		77-124
2037-26-5	Toluene-d8 (Surr)	101		80-120

FORM I
GC/MS VOA ORGANICS ANALYSIS DATA SHEET
TENTATIVELY IDENTIFIED COMPOUNDS

Lab Name: Eurofins Edison | Job No.: 460-266280-1

SDG No.:

Client Sample ID: FB | Lab Sample ID: 460-266280-2

Matrix: Water | Lab File ID: TT61380.D

Analysis Method: 8260D | Date Collected: 09/22/2022 10:36

Sample wt/vol: 5(mL) | Date Analyzed: 10/02/2022 12:24

Soil Aliquot Vol: | Dilution Factor: 1

Soil Extract Vol.: | GC Column: DB-624 ID: 0.18(mm)

Purge Volume: 5.0(mL) | Heated Purge: (Y/N) N pH:

% Moisture: % Solids: | Level: (low/med) Low

Analysis Batch No.: 869649 | Units: ug/L

Number TICs Found: 0 | TIC Result Total: 0

CAS NO.	COMPOUND NAME	RT	RESULT	Q	MATCH QUALITY
	Tentatively Identified Compound		None		

Eurofins Edison
Target Compound Quantitation Report

Data File: \\chromfs\Edison\ChromData\CVOAMS17\20221002-151169.b\TT61380.D
Lims ID: 460-266280-A-2
Client ID: FB
Sample Type: Client
Inject. Date: 02-Oct-2022 12:24:30 ALS Bottle#: 13 Worklist Smp#: 14
Purge Vol: 5.000 mL Dil. Factor: 1.0000
Sample Info: 460-266280-A-2
Misc. Info.: 460-0151169-014
Operator ID: Instrument ID: CVOAMS17

Method: \\chromfs\Edison\ChromData\CVOAMS17\20221002-151169.b\8260W_17.m
Limit Group: VOA - 8260D Water and Solid
Last Update: 03-Oct-2022 18:41:28 Calib Date: 01-Sep-2022 11:22:30
Integrator: RTE ID Type: Deconvolution ID
Quant Method: Internal Standard Quant By: Initial Calibration
Last ICal File: \\chromfs\Edison\ChromData\CVOAMS17\20220901-149891.b\TT59897.D

Column 1 : DB-624 (0.18 mm) Det: MS Quad
Process Host: CTX1677

First Level Reviewer: KG2Q Date: 02-Oct-2022 12:45:11

Compound	Sig	RT (min.)	Exp RT (min.)	Dlt RT (min.)	Q	Response	OnCol Amt ug/l	Flags
24 Carbon disulfide	76	2.476	2.470	0.006	97	16929	0.8646	M
* 31 TBA-d9 (IS)	66	2.708	2.708	0.000	0	40390	1000.0	
* 42 2-Butanone-d5	46	3.689	3.683	0.006	0	304949	250.0	
$ 55 Dibromofluoromethane (Surr)	113	4.122	4.122	0.000	98	149959	48.5	
$ 61 1,2-Dichloroethane-d4 (Surr)	65	4.445	4.445	0.000	0	157846	40.7	
* 66 Fluorobenzene	96	4.701	4.701	0.000	99	596184	50.0	
* 72 1,4-Dioxane-d8	96	5.390	5.378	0.012	0	18902	1000.0	
$ 83 Toluene-d8 (Surr)	98	6.304	6.304	0.000	99	539908	50.5	
* 94 Chlorobenzene-d5	117	8.042	8.042	0.000	85	415393	50.0	
$ 105 4-Bromofluorobenzene	174	9.560	9.554	0.006	93	172811	53.5	
* 121 1,4-Dichlorobenzene-d4	152	10.755	10.755	0.000	95	237027	50.0	

QC Flag Legend

Processing Flags
Review Flags
M - Manually Integrated

Reagents:

VOA6IS/SURR_00061 Amount Added: 5.00 Units: uL Run Reagent

Report Date: 03-Oct-2022 18:41:29 Chrom Revision: 2.3 28-Sep-2022 12:57:42

Eurofins Edison

Data File: \\chromfs\Edison\ChromData\CVOAMS17\20221002-151169.b\TT61380.D
Injection Date: 02-Oct-2022 12:24:30 Instrument ID: CVOAMS17
Lims ID: 460-266280-A-2 Lab Sample ID: 460-266280-2
Client ID: FB
Operator ID: ALS Bottle#: 13 Worklist Smp#: 14
Purge Vol: 5.000 mL Dil. Factor: 1.0000
Method: 8260W_17 Limit Group: VOA - 8260D Water and Solid
Column: DB-624 (0.18 mm)

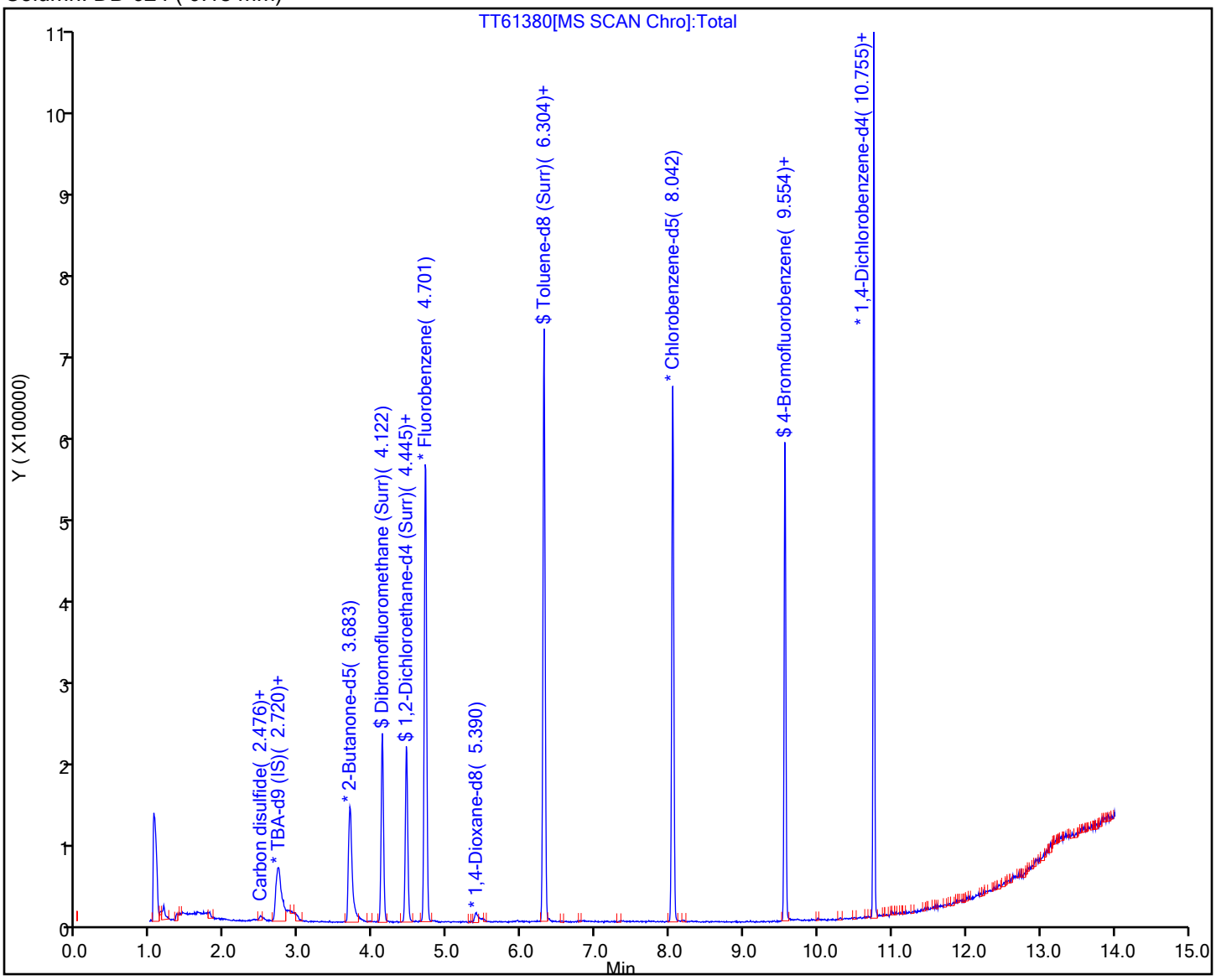

Eurofins Edison
Recovery Report

Data File: \\chromfs\Edison\ChromData\CVOAMS17\20221002-151169.b\TT61380.D
Lims ID: 460-266280-A-2
Client ID: FB
Sample Type: Client
Inject. Date: 02-Oct-2022 12:24:30 ALS Bottle#: 13 Worklist Smp#: 14
Purge Vol: 5.000 mL Dil. Factor: 1.0000
Sample Info: 460-266280-A-2
Misc. Info.: 460-0151169-014
Operator ID: Instrument ID: CVOAMS17

Method: \\chromfs\Edison\ChromData\CVOAMS17\20221002-151169.b\8260W_17.m
Limit Group: VOA - 8260D Water and Solid
Last Update: 03-Oct-2022 18:41:28 Calib Date: 01-Sep-2022 11:22:30
Integrator: RTE ID Type: Deconvolution ID
Quant Method: Internal Standard Quant By: Initial Calibration
Last ICal File: \\chromfs\Edison\ChromData\CVOAMS17\20220901-149891.b\TT59897.D

Column 1 : DB-624 (0.18 mm) Det: MS Quad
Process Host: CTX1677

First Level Reviewer: KG2Q Date: 02-Oct-2022 12:45:11

Compound	Amount Added	Amount Recovered	% Rec.
$ 55 Dibromofluoromethane (Surr)	50.0	48.5	97.08
$ 61 1,2-Dichloroethane-d4 (Surr)	50.0	40.7	81.38
$ 83 Toluene-d8 (Surr)	50.0	50.5	100.91
$ 105 4-Bromofluorobenzene	50.0	53.5	107.07

Eurofins Edison

Data File: \\chromfs\Edison\ChromData\CVOAMS17\20221002-151169.b\TT61380.D
Injection Date: 02-Oct-2022 12:24:30 Instrument ID: CVOAMS17
Lims ID: 460-266280-A-2 Lab Sample ID: 460-266280-2
Client ID: FB
Operator ID: ALS Bottle#: 13 Worklist Smp#: 14
Purge Vol: 5.000 mL Dil. Factor: 1.0000
Method: 8260W_17 Limit Group: VOA - 8260D Water and Solid
Column: DB-624 (0.18 mm) Detector MS Quad

24 Carbon disulfide, CAS: 75-15-0

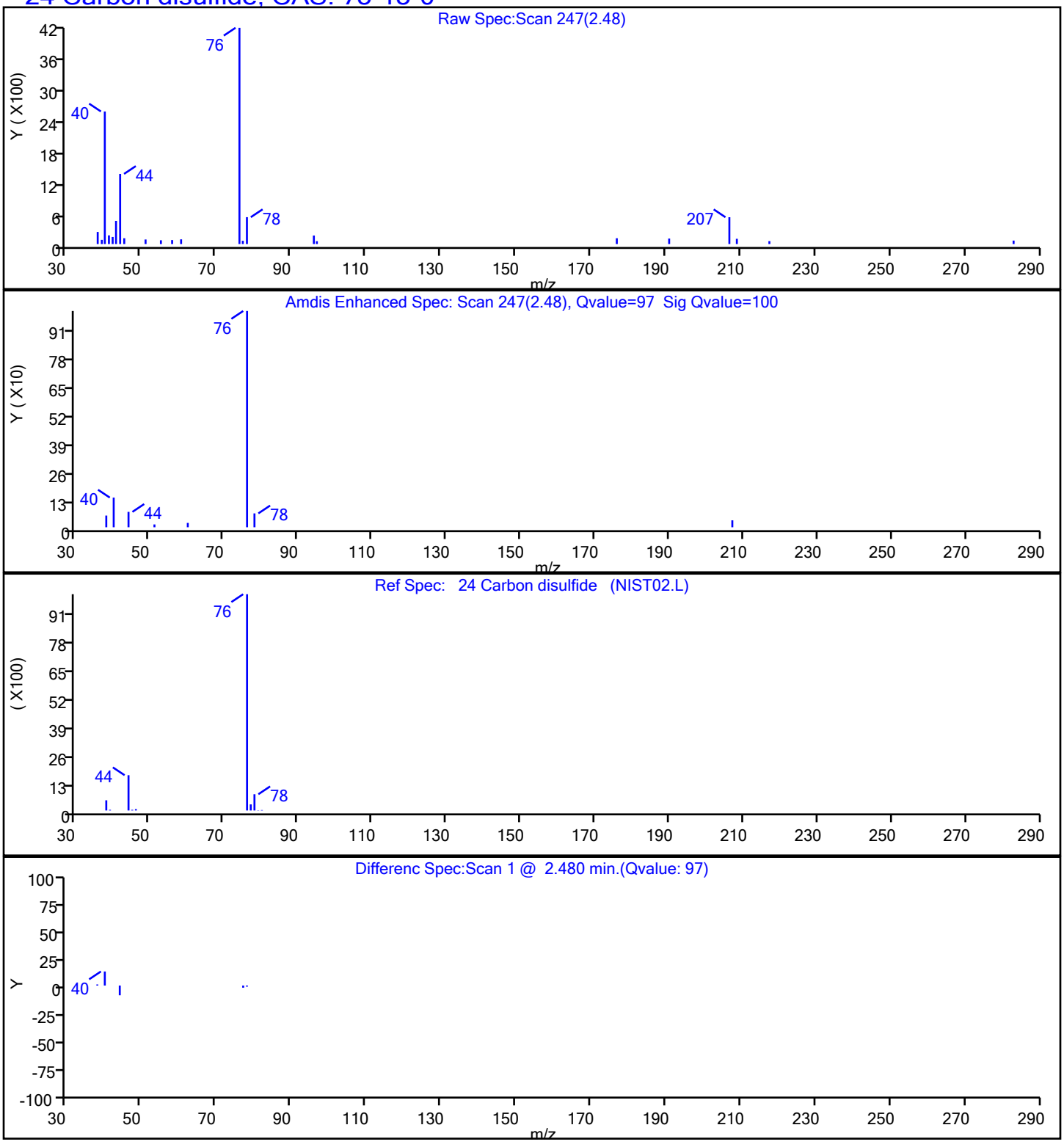

Eurofins Edison

Data File: \\chromfs\Edison\ChromData\CVOAMS17\20221002-151169.b\TT61380.D
Injection Date: 02-Oct-2022 12:24:30 Instrument ID: CVOAMS17
Lims ID: 460-266280-A-2 Lab Sample ID: 460-266280-2
Client ID: FB
Operator ID: ALS Bottle#: 13 Worklist Smp#: 14
Purge Vol: 5.000 mL Dil. Factor: 1.0000
Method: 8260W_17 Limit Group: VOA - 8260D Water and Solid
Column: DB-624 (0.18 mm) Detector MS Quad

24 Carbon disulfide, CAS: 75-15-0

Signal: 1

Processing Integration Results

RT: 2.48
Area: 12099
Amount: 0.617897
Amount Units: ug/l

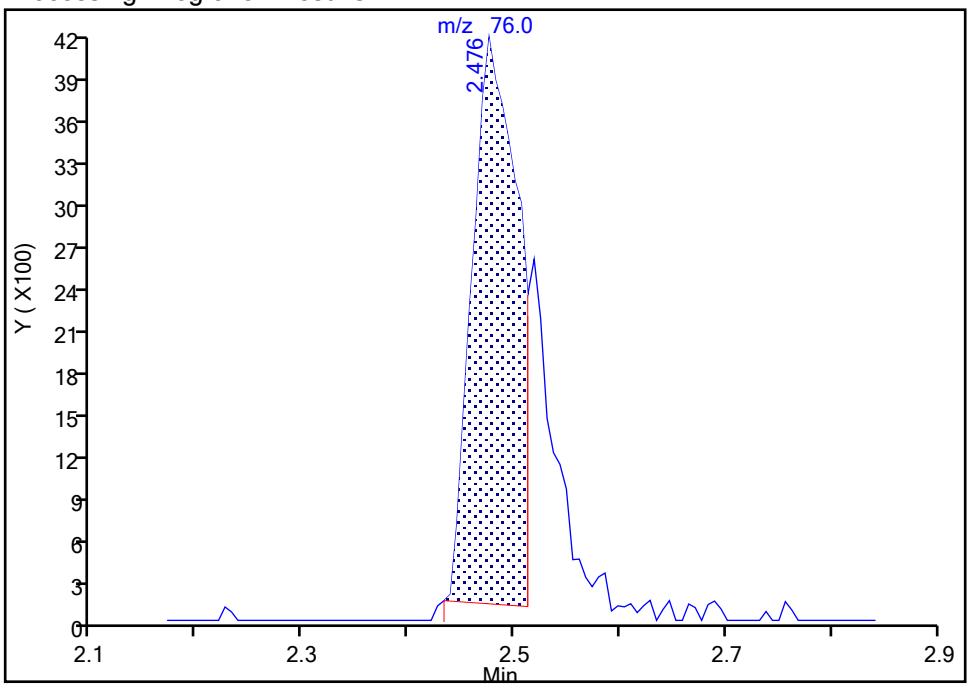

Manual Integration Results

RT: 2.48
Area: 16929
Amount: 0.864565
Amount Units: ug/l

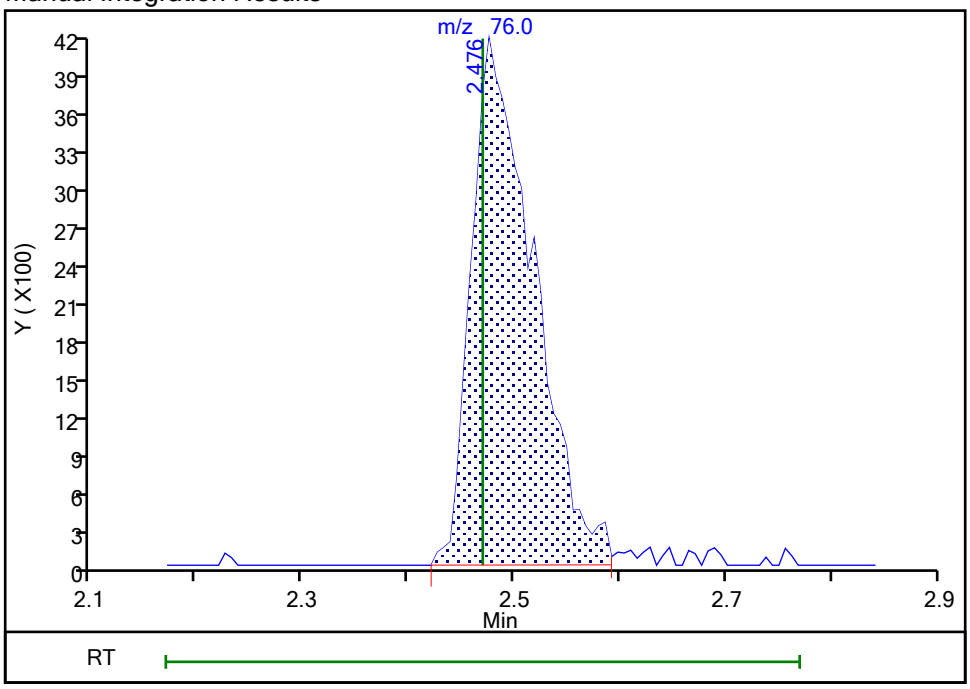

Reviewer: W9CM, 03-Oct-2022 18:41:24
Audit Action: Manually Integrated Audit Reason: Incomplete Integration

FORM I
GC/MS VOA ORGANICS ANALYSIS DATA SHEET

Lab Name: Eurofins Edison | Job No.: 460-266280-1

SDG No.:

Client Sample ID: MW-31 | Lab Sample ID: 460-266280-3

Matrix: Water | Lab File ID: TT61383.D

Analysis Method: 8260D | Date Collected: 09/22/2022 09:45

Sample wt/vol: 5(mL) | Date Analyzed: 10/02/2022 13:27

Soil Aliquot Vol: | Dilution Factor: 1

Soil Extract Vol.: | GC Column: DB-624 ID: 0.18(mm)

Purge Volume: 5.0(mL) | Heated Purge: (Y/N) N pH:

% Moisture: % Solids: | Level: (low/med) Low

Analysis Batch No.: 869649 | Units: ug/L

CAS NO.	COMPOUND NAME	RESULT	Q	RL	MDL
71-55-6	1,1,1-Trichloroethane	0.24	U	1.0	0.24
79-34-5	1,1,2,2-Tetrachloroethane	0.37	U	1.0	0.37
79-00-5	1,1,2-Trichloroethane	0.20	U	1.0	0.20
75-34-3	1,1-Dichloroethane	0.43	J	1.0	0.26
75-35-4	1,1-Dichloroethene	0.26	U	1.0	0.26
107-06-2	1,2-Dichloroethane	0.43	U	1.0	0.43
78-87-5	1,2-Dichloropropane	0.35	U	1.0	0.35
123-91-1	1,4-Dioxane	28	U	50	28
78-93-3	2-Butanone	1.9	U	5.0	1.9
591-78-6	2-Hexanone	1.1	U	5.0	1.1
108-10-1	MIBK	1.3	U	5.0	1.3
67-64-1	Acetone	4.4	U	5.0	4.4
71-43-2	Benzene	0.66	J	1.0	0.20
75-27-4	Bromodichloromethane	0.34	U	1.0	0.34
75-25-2	Bromoform	0.54	U	1.0	0.54
74-83-9	Bromomethane	0.55	U	1.0	0.55
75-15-0	Carbon disulfide	0.82	U	1.0	0.82
56-23-5	Carbon tetrachloride	0.21	U	1.0	0.21
108-90-7	Chlorobenzene	180		1.0	0.38
75-00-3	Chloroethane	5.3		1.0	0.32
67-66-3	Chloroform	0.33	U	1.0	0.33
74-87-3	Chloromethane	0.40	U	1.0	0.40
156-59-2	cis-1,2-Dichloroethene	0.22	U	1.0	0.22
10061-01-5	cis-1,3-Dichloropropene	0.22	U	1.0	0.22
124-48-1	Dibromochloromethane	0.28	U	1.0	0.28
100-41-4	Ethylbenzene	0.30	U	1.0	0.30
75-09-2	Methylene Chloride	0.32	U	1.0	0.32
100-42-5	Styrene	0.42	U	1.0	0.42
127-18-4	Tetrachloroethene	0.25	U	1.0	0.25
108-88-3	Toluene	0.61	J	1.0	0.38
156-60-5	trans-1,2-Dichloroethene	0.24	U	1.0	0.24
10061-02-6	trans-1,3-Dichloropropene	0.22	U	1.0	0.22
79-01-6	Trichloroethene	0.31	U	1.0	0.31
75-01-4	Vinyl chloride	0.17	U	1.0	0.17

FORM I
GC/MS VOA ORGANICS ANALYSIS DATA SHEET

Lab Name: Eurofins Edison | Job No.: 460-266280-1

SDG No.:

Client Sample ID: MW-31 | Lab Sample ID: 460-266280-3

Matrix: Water | Lab File ID: TT61383.D

Analysis Method: 8260D | Date Collected: 09/22/2022 09:45

Sample wt/vol: 5(mL) | Date Analyzed: 10/02/2022 13:27

Soil Aliquot Vol: | Dilution Factor: 1

Soil Extract Vol.: | GC Column: DB-624 ID: 0.18(mm)

Purge Volume: 5.0(mL) | Heated Purge: (Y/N) N pH:

% Moisture: % Solids: | Level: (low/med) Low

Analysis Batch No.: 869649 | Units: ug/L

CAS NO.	COMPOUND NAME	RESULT	Q	RL	MDL
1330-20-7	Xylenes, Total	0.65	U	2.0	0.65

CAS NO.	SURROGATE	%REC	Q	LIMITS
17060-07-0	1,2-Dichloroethane-d4 (Surr)	83		70-128
460-00-4	Bromofluorobenzene	108		76-120
1868-53-7	Dibromofluoromethane (Surr)	98		77-124
2037-26-5	Toluene-d8 (Surr)	100		80-120

FORM I
GC/MS VOA ORGANICS ANALYSIS DATA SHEET
TENTATIVELY IDENTIFIED COMPOUNDS

Lab Name: Eurofins Edison | Job No.: 460-266280-1

SDG No.:

Client Sample ID: MW-31 | Lab Sample ID: 460-266280-3

Matrix: Water | Lab File ID: TT61383.D

Analysis Method: 8260D | Date Collected: 09/22/2022 09:45

Sample wt/vol: 5(mL) | Date Analyzed: 10/02/2022 13:27

Soil Aliquot Vol: | Dilution Factor: 1

Soil Extract Vol.: | GC Column: DB-624 ID: 0.18(mm)

Purge Volume: 5.0(mL) | Heated Purge: (Y/N) N pH:

% Moisture: % Solids: | Level: (low/med) Low

Analysis Batch No.: 869649 | Units: ug/L

Number TICs Found: 7 | TIC Result Total: 161.9

CAS NO.	COMPOUND NAME	RT	RESULT	Q	MATCH QUALITY
60-29-7	Ethyl ether	2.12	53	J N	90%
352-93-2	Diethyl sulfide	5.04	6.2	J N	95%
1000194-02-2	1,3-Dichloro-2-methyl-propene	5.63	7.1	J N	91%
1190-22-3	Butane, 1,3-dichloro-	7.98	5.5	J N	90%
	Unknown	8.18	6.1	J	
95-49-8	Benzene, 1-chloro-2-methyl-	9.91	72	J N	97%
95-75-0	Benzene, 1,2-dichloro-4-methyl-	11.89	12	J N	97%

Eurofins Edison
Target Compound Quantitation Report

Data File: \\chromfs\Edison\ChromData\CVOAMS17\20221002-151169.b\TT61383.D
Lims ID: 460-266280-A-3
Client ID: MW-31
Sample Type: Client
Inject. Date: 02-Oct-2022 13:27:30 ALS Bottle#: 16 Worklist Smp#: 17
Purge Vol: 5.000 mL Dil. Factor: 1.0000
Sample Info: 460-266280-A-3
Misc. Info.: 460-0151169-017
Operator ID: Instrument ID: CVOAMS17

Method: \\chromfs\Edison\ChromData\CVOAMS17\20221002-151169.b\8260W_17.m
Limit Group: VOA - 8260D Water and Solid
Last Update: 03-Oct-2022 18:41:28 Calib Date: 01-Sep-2022 11:22:30
Integrator: RTE ID Type: Deconvolution ID
Quant Method: Internal Standard Quant By: Initial Calibration
Last ICal File: \\chromfs\Edison\ChromData\CVOAMS17\20220901-149891.b\TT59897.D

Column 1 : DB-624 (0.18 mm) Det: MS Quad
Process Host: CTX1677

First Level Reviewer: C1JX Date: 02-Oct-2022 15:18:57

Compound	Sig	RT (min.)	Exp RT (min.)	Dlt RT (min.)	Q	Response	OnCol Amt ug/l	Flags
10 Chloroethane	64	1.787	1.793	-0.006	98	21468	5.27	
21 1,1-Dichloroethene	96	2.299	2.305	-0.006	30	1105	0.2460	
24 Carbon disulfide	76	2.464	2.470	-0.006	99	12301	0.6449	M
* 31 TBA-d9 (IS)	66	2.714	2.708	0.006	0	41966	1000.0	
38 1,1-Dichloroethane	63	3.226	3.226	0.000	97	4237	0.4286	
* 42 2-Butanone-d5	46	3.683	3.683	0.000	0	311736	250.0	
$ 55 Dibromofluoromethane (Surr)	113	4.116	4.122	-0.006	97	148123	49.2	
60 Benzene	78	4.421	4.427	-0.006	83	13380	0.6608	
$ 61 1,2-Dichloroethane-d4 (Surr)	65	4.445	4.445	0.000	0	156443	41.4	
* 66 Fluorobenzene	96	4.701	4.701	0.000	99	580723	50.0	
* 72 1,4-Dioxane-d8	96	5.384	5.378	0.006	0	20095	1000.0	
$ 83 Toluene-d8 (Surr)	98	6.304	6.304	0.000	99	526542	50.1	
84 Toluene	91	6.371	6.378	-0.007	90	12106	0.6135	
* 94 Chlorobenzene-d5	117	8.042	8.042	0.000	85	408298	50.0	
95 Chlorobenzene	112	8.078	8.079	0.000	95	2165128	177.6	
99 o-Xylene	106	8.859	8.859	0.000	94	5089	0.5801	
$ 105 4-Bromofluorobenzene	174	9.560	9.554	0.006	96	172053	54.2	
* 121 1,4-Dichlorobenzene-d4	152	10.755	10.755	0.000	95	234241	50.0	

QC Flag Legend

Processing Flags
Review Flags
M - Manually Integrated

Reagents:

VOA6IS/SURR_00061 Amount Added: 5.00 Units: uL Run Reagent

Eurofins Edison
Tentatively Identified Quantitation Report

Data File:	\\chromfs\Edison\ChromData\CVOAMS17\20221002-151169.b\TT61383.D				
Lims ID:	460-266280-A-3				
Client ID:	MW-31				
Sample Type:	Client				
Inject. Date:	02-Oct-2022 13:27:30	ALS Bottle#:	16	Worklist Smp#:	17
Purge Vol:	5.000 mL	Dil. Factor:	1.0000		
Sample Info:	460-266280-A-3				
Misc. Info.:	460-0151169-017				
Operator ID:		Instrument ID:	CVOAMS17		
Method:	\\chromfs\Edison\ChromData\CVOAMS17\20221002-151169.b\8260W_17.m				
Limit Group:	VOA - 8260D Water and Solid				
Last Update:	03-Oct-2022 18:41:28	Calib Date:	01-Sep-2022 11:22:30		
Tic RT Window:	0.000 -0.000	Response:	area		
Quant By:	Nearest ISTD	Quant LOD:	10.00000		
MS Library:	\\chromfs\Edison\Database\NIST02.L				
Min. Match:	70				
Column 1 :	DB-624 (0.18 mm)		Det: MS Quad		
Process Host:	CTX1677				
First Level Reviewer: C1JX		Date:	02-Oct-2022 15:18:57		

Tentative Identified Compound Results

RT	Area	Amount ug/l	Quant Cpnd	Qual	Lib Entry	Molecular Formula	Mol. Weight	Flags
	60-29-7 Ethyl ether							
2.122	1246170	53.0	66	90	824	C4H10O	74	
	352-93-2 Diethyl sulfide							
5.042	145193	6.18	66	95	2286	C4H10S	90	
	1000194-02-2 1,3-Dichloro-2-methyl-propene							
5.628	167229	7.11	66	91	9961	C4H6Cl2	124	
	1190-22-3 Butane, 1,3-dichloro-							
7.975	145628	5.51	121	90	10656	C4H8Cl2	126	
	Unknown							
8.176	160085	6.06	121					
	95-49-8 Benzene, 1-chloro-2-methyl-							
9.913	1891135	71.6	121	97	10918	C7H7Cl	126	
	95-75-0 Benzene, 1,2-dichloro-4-methyl-							
11.889	305806	11.6	121	97	29698	C7H6Cl2	160	

Quantitation Compounds

Compound	RT	Area	Amount ug/l
* 66 Fluorobenzene	4.701	1175342	50.0
* 121 1,4-Dichlorobenzene-d4	10.755	1320609	50.0

QC Flag Legend

Processing Flags

Reagents:

VOA6IS/SURR_00061 Amount Added: 5.00 Units: uL Run Reagent

Report Date: 03-Oct-2022 18:42:54 Chrom Revision: 2.3 28-Sep-2022 12:57:42

Eurofins Edison

Data File: \\chromfs\Edison\ChromData\CVOAMS17\20221002-151169.b\TT61383.D

Injection Date: 02-Oct-2022 13:27:30 Instrument ID: CVOAMS17

Lims ID: 460-266280-A-3 Lab Sample ID: 460-266280-3

Client ID: MW-31

Operator ID: ALS Bottle#: 16 Worklist Smp#: 17

Purge Vol: 5.000 mL Dil. Factor: 1.0000

Method: 8260W_17 Limit Group: VOA - 8260D Water and Solid

Column: DB-624 (0.18 mm)

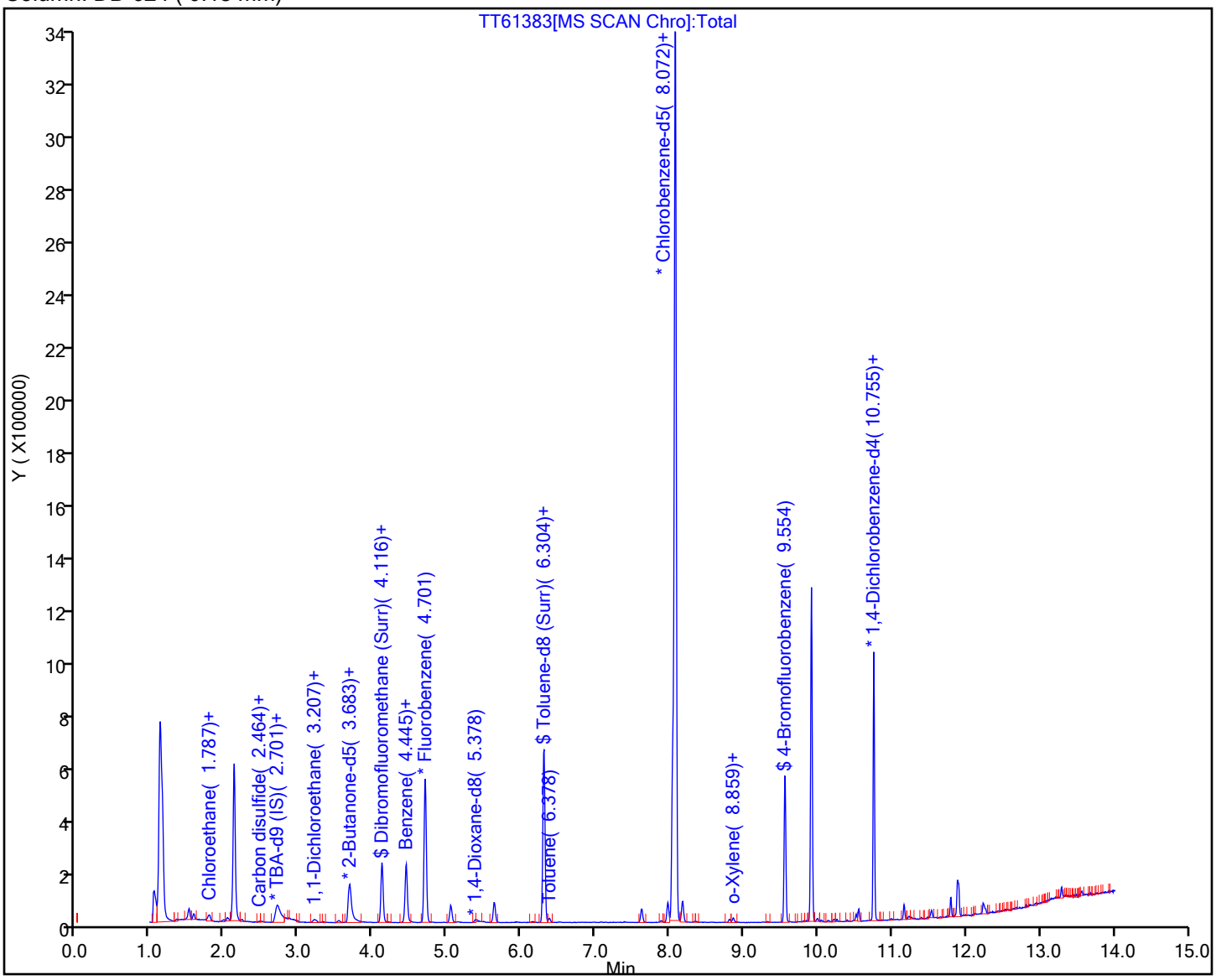

Eurofins Edison
Recovery Report

Data File: \\chromfs\Edison\ChromData\CVOAMS17\20221002-151169.b\TT61383.D
Lims ID: 460-266280-A-3
Client ID: MW-31
Sample Type: Client
Inject. Date: 02-Oct-2022 13:27:30 ALS Bottle#: 16 Worklist Smp#: 17
Purge Vol: 5.000 mL Dil. Factor: 1.0000
Sample Info: 460-266280-A-3
Misc. Info.: 460-0151169-017
Operator ID: Instrument ID: CVOAMS17

Method: \\chromfs\Edison\ChromData\CVOAMS17\20221002-151169.b\8260W_17.m
Limit Group: VOA - 8260D Water and Solid
Last Update: 03-Oct-2022 18:41:28 Calib Date: 01-Sep-2022 11:22:30
Integrator: RTE ID Type: Deconvolution ID
Quant Method: Internal Standard Quant By: Initial Calibration
Last ICal File: \\chromfs\Edison\ChromData\CVOAMS17\20220901-149891.b\TT59897.D

Column 1 : DB-624 (0.18 mm) Det: MS Quad
Process Host: CTX1677

First Level Reviewer: C1JX Date: 02-Oct-2022 15:18:57

Compound	Amount Added	Amount Recovered	% Rec.
$ 55 Dibromofluoromethane (Surr)	50.0	49.2	98.44
$ 61 1,2-Dichloroethane-d4 (Surr)	50.0	41.4	82.80
$ 83 Toluene-d8 (Surr)	50.0	50.1	100.12
$ 105 4-Bromofluorobenzene	50.0	54.2	108.45

Eurofins Edison

Data File: \\chromfs\Edison\ChromData\CVOAMS17\20221002-151169.b\TT61383.D
Injection Date: 02-Oct-2022 13:27:30 Instrument ID: CVOAMS17
Lims ID: 460-266280-A-3 Lab Sample ID: 460-266280-3
Client ID: MW-31
Operator ID: ALS Bottle#: 16 Worklist Smp#: 17
Purge Vol: 5.000 mL Dil. Factor: 1.0000
Method: 8260W_17 Limit Group: VOA - 8260D Water and Solid
Column: DB-624 (0.18 mm) Detector MS Quad

38 1,1-Dichloroethane, CAS: 75-34-3

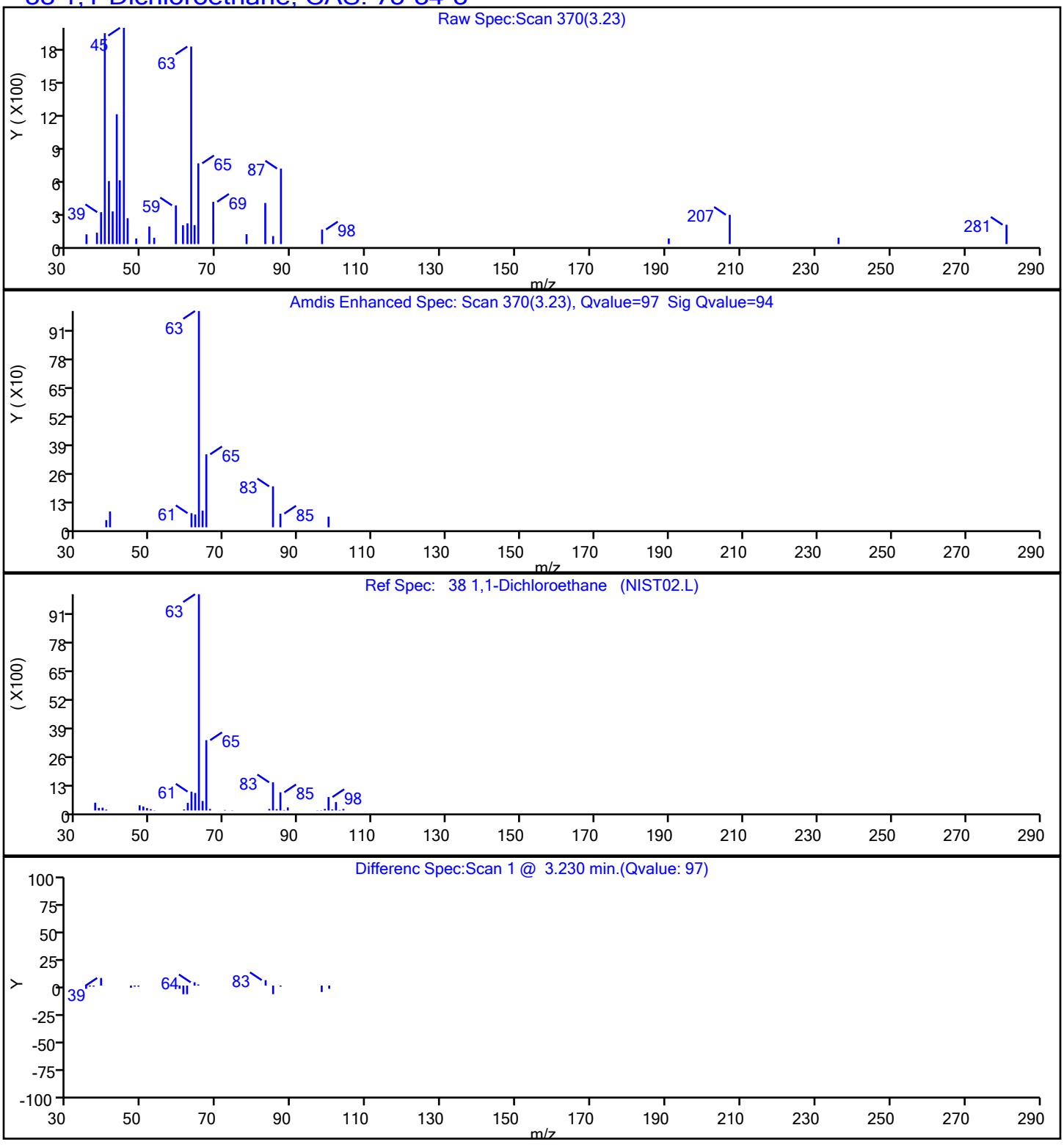

Eurofins Edison

Data File: \\chromfs\Edison\ChromData\CVOAMS17\20221002-151169.b\TT61383.D
Injection Date: 02-Oct-2022 13:27:30 Instrument ID: CVOAMS17
Lims ID: 460-266280-A-3 Lab Sample ID: 460-266280-3
Client ID: MW-31
Operator ID: ALS Bottle#: 16 Worklist Smp#: 17
Purge Vol: 5.000 mL Dil. Factor: 1.0000
Method: 8260W_17 Limit Group: VOA - 8260D Water and Solid
Column: DB-624 (0.18 mm) Detector MS Quad

60 Benzene, CAS: 71-43-2

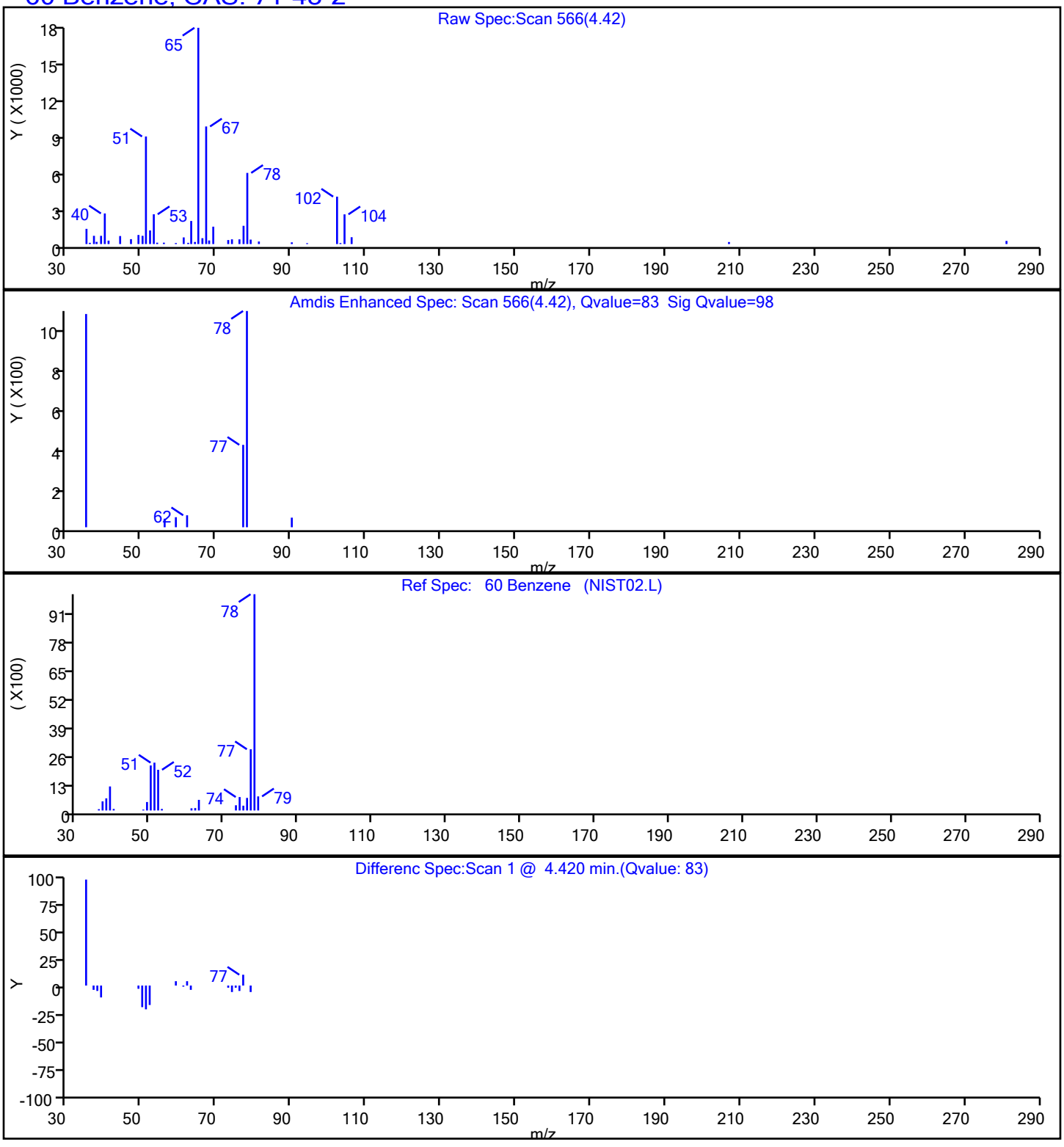

Eurofins Edison

Data File: \\chromfs\Edison\ChromData\CVOAMS17\20221002-151169.b\TT61383.D
Injection Date: 02-Oct-2022 13:27:30 Instrument ID: CVOAMS17
Lims ID: 460-266280-A-3 Lab Sample ID: 460-266280-3
Client ID: MW-31
Operator ID: ALS Bottle#: 16 Worklist Smp#: 17
Purge Vol: 5.000 mL Dil. Factor: 1.0000
Method: 8260W_17 Limit Group: VOA - 8260D Water and Solid
Column: DB-624 (0.18 mm) Detector MS Quad

95 Chlorobenzene, CAS: 108-90-7

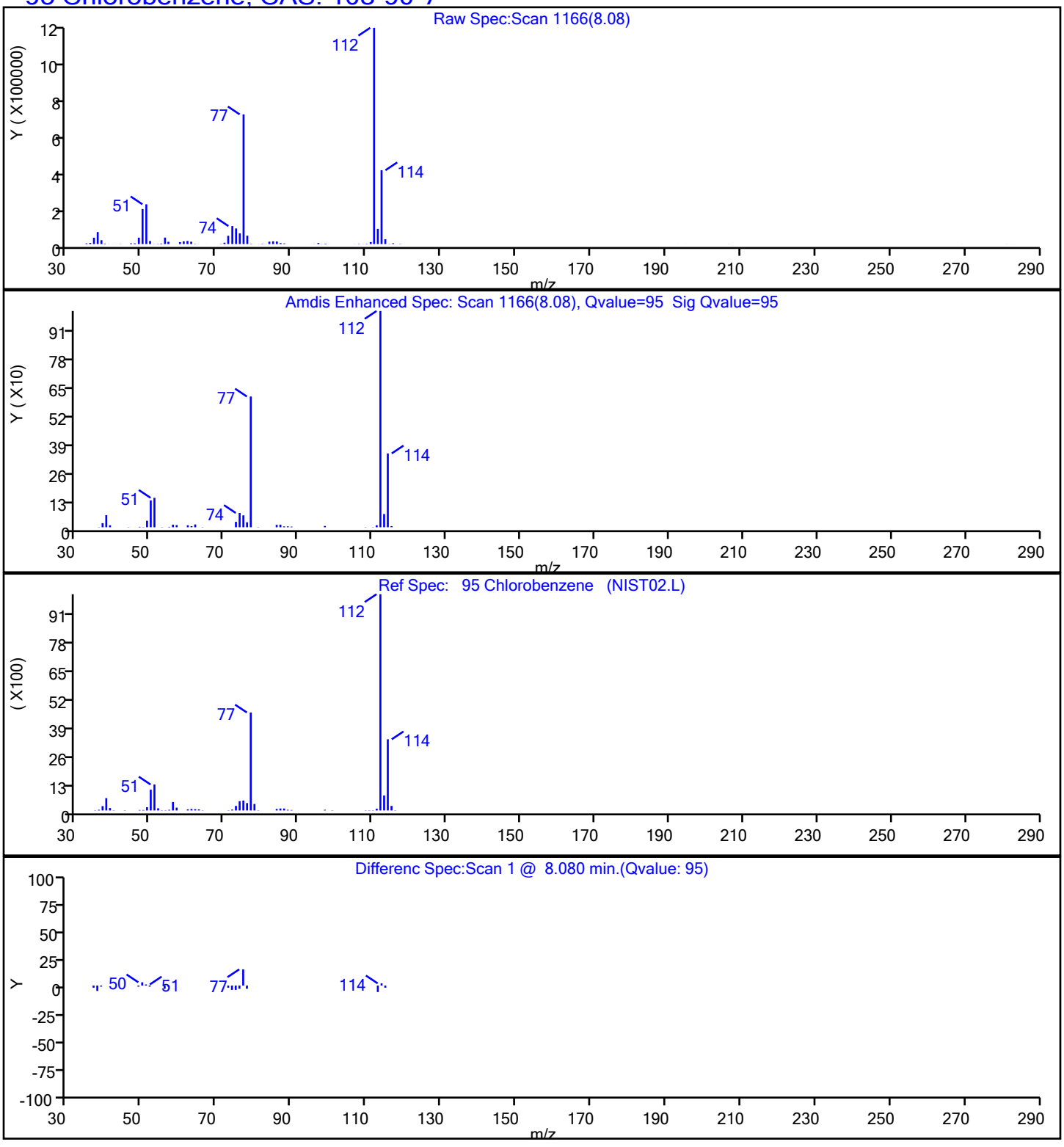

Report Date: 03-Oct-2022 18:42:54 Chrom Revision: 2.3 28-Sep-2022 12:57:42

Eurofins Edison

Data File: \\chromfs\Edison\ChromData\CVOAMS17\20221002-151169.b\TT61383.D

Injection Date:	02-Oct-2022 13:27:30	Instrument ID:	CVOAMS17		
Lims ID:	460-266280-A-3	Lab Sample ID:	460-266280-3		
Client ID:	MW-31				
Operator ID:		ALS Bottle#:	16	Worklist Smp#:	17
Purge Vol:	5.000 mL	Dil. Factor:	1.0000		
Method:	8260W_17	Limit Group:	VOA - 8260D Water and Solid		
Column:	DB-624 (0.18 mm)	Detector	MS Quad		

10 Chloroethane, CAS: 75-00-3

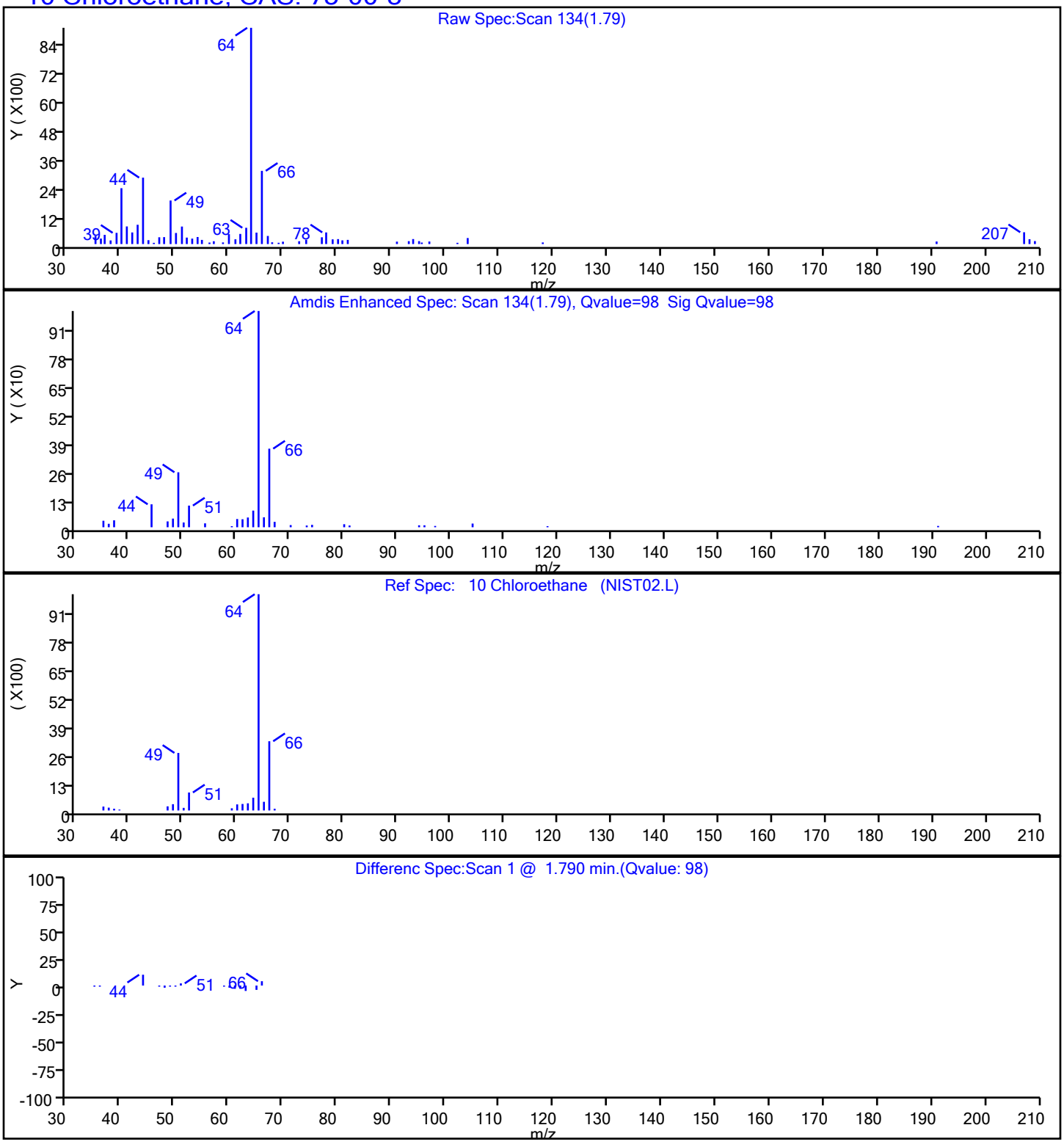

Eurofins Edison

Data File:	\\chromfs\Edison\ChromData\CVOAMS17\20221002-151169.b\TT61383.D				
Injection Date:	02-Oct-2022 13:27:30	Instrument ID:	CVOAMS17		
Lims ID:	460-266280-A-3	Lab Sample ID:	460-266280-3		
Client ID:	MW-31				
Operator ID:		ALS Bottle#:	16	Worklist Smp#:	17
Purge Vol:	5.000 mL	Dil. Factor:	1.0000		
Method:	8260W_17	Limit Group:	VOA - 8260D Water and Solid		
Column:	DB-624 (0.18 mm)	Detector	MS Quad		

84 Toluene, CAS: 108-88-3

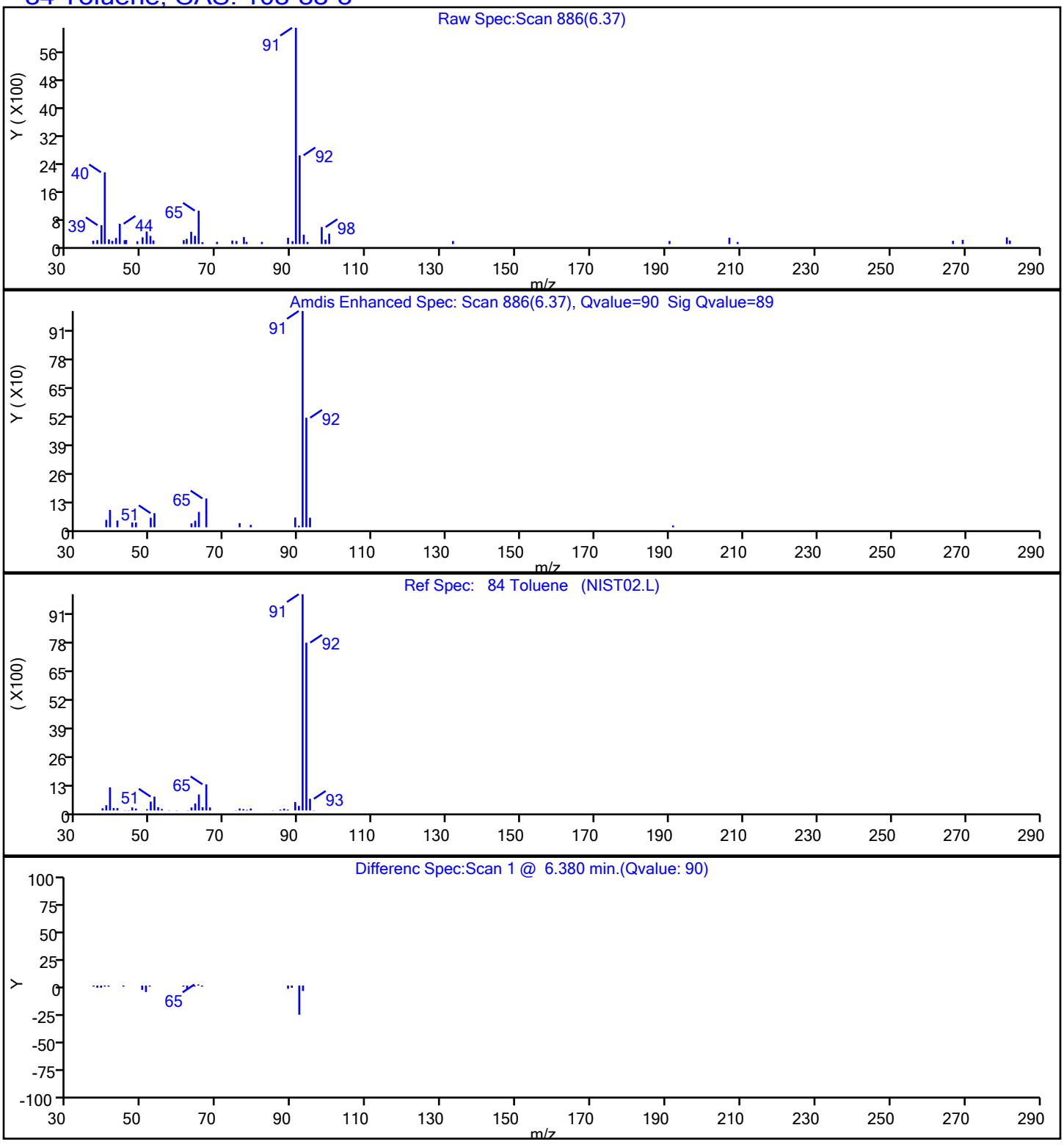

Manual Integration/User Assign Peak Report

Eurofins Edison

Data File:	\\chromfs\Edison\ChromData\CVOAMS17\20221002-151169.b\TT61383.D				
Injection Date:	02-Oct-2022 13:27:30	Instrument ID:	CVOAMS17		
Lims ID:	460-266280-A-3	Lab Sample ID:	460-266280-3		
Client ID:	MW-31				
Operator ID:		ALS Bottle#:	16	Worklist Smp#:	17
Purge Vol:	5.000 mL	Dil. Factor:	1.0000		
Method:	8260W_17	Limit Group:	VOA - 8260D Water and Solid		
Column:	DB-624 (0.18 mm)	Detector	MS Quad		

24 Carbon disulfide, CAS: 75-15-0

Signal: 1

Processing Integration Results

RT: 2.46
Area: 5453
Amount: 0.285899
Amount Units: ug/l

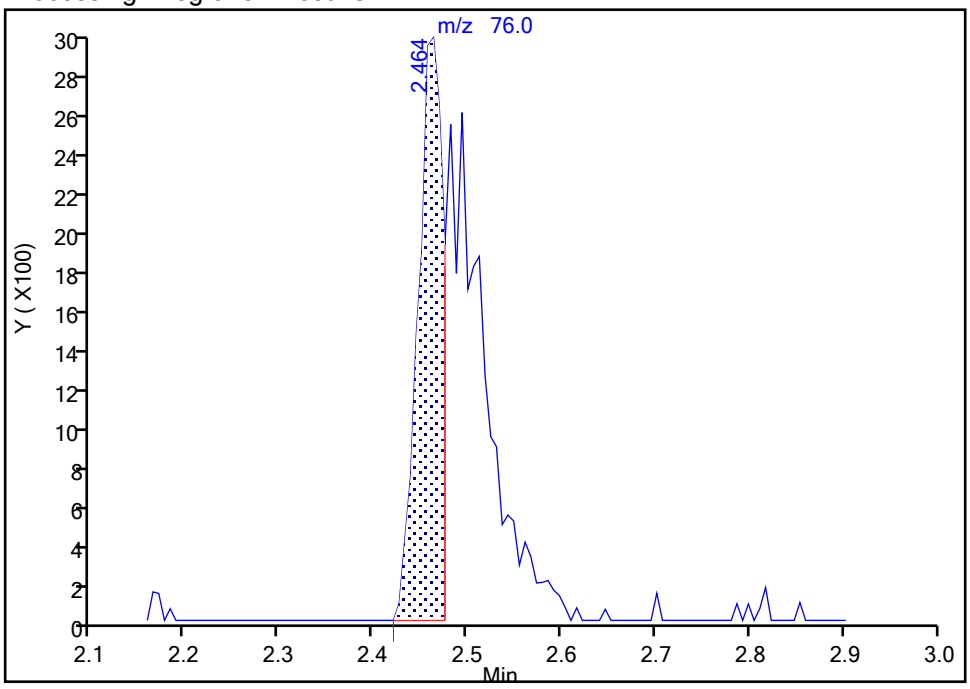

Manual Integration Results

RT: 2.46
Area: 12301
Amount: 0.644938
Amount Units: ug/l

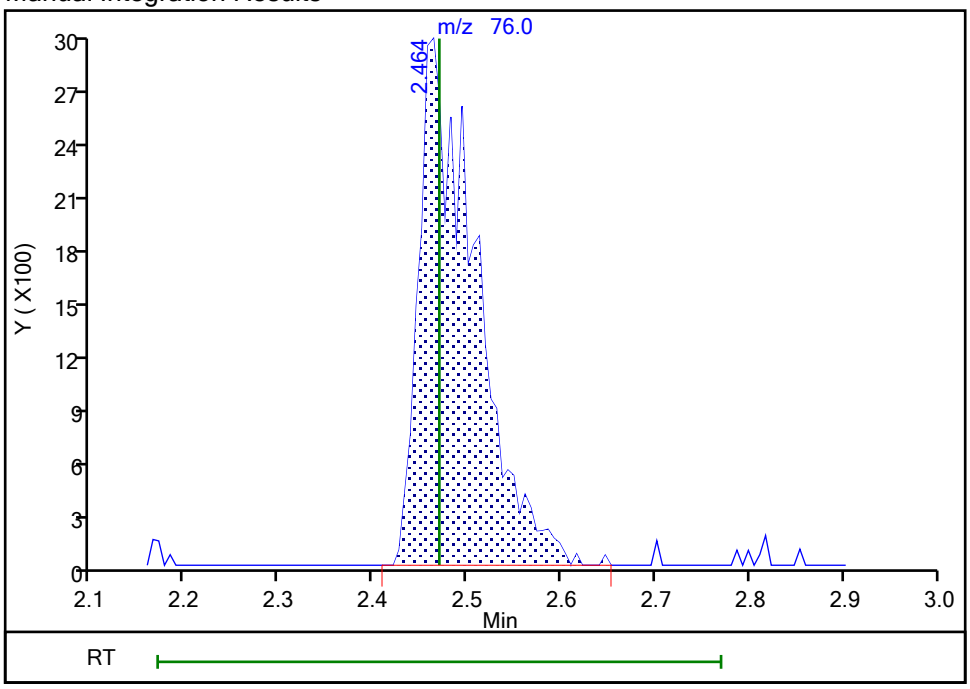

Reviewer: C1JX, 02-Oct-2022 15:18:43

Audit Action: Manually Integrated Audit Reason: Incomplete Integration

Report Date: 03-Oct-2022 18:42:54 Chrom Revision: 2.3 28-Sep-2022 12:57:42

Eurofins Edison

Data File: \\chromfs\Edison\ChromData\CVOAMS17\20221002-151169.b\TT61383.D

Injection Date: 02-Oct-2022 13:27:30 Instrument ID: CVOAMS17

Lims ID: 460-266280-A-3 Lab Sample ID: 460-266280-3

Client ID: MW-31

Operator ID: ALS Bottle#: 16 Worklist Smp#: 17

Purge Vol: 5.000 mL Dil. Factor: 1.0000

Method: 8260W_17 Limit Group: VOA - 8260D Water and Solid

Column: Detector MS SCAN

Library Search Compound Match	CAS#	Library	Entry	Formula	Weight	Q
Ethyl ether	60-29-7	NIST02.L	824	C4H10O	74	90

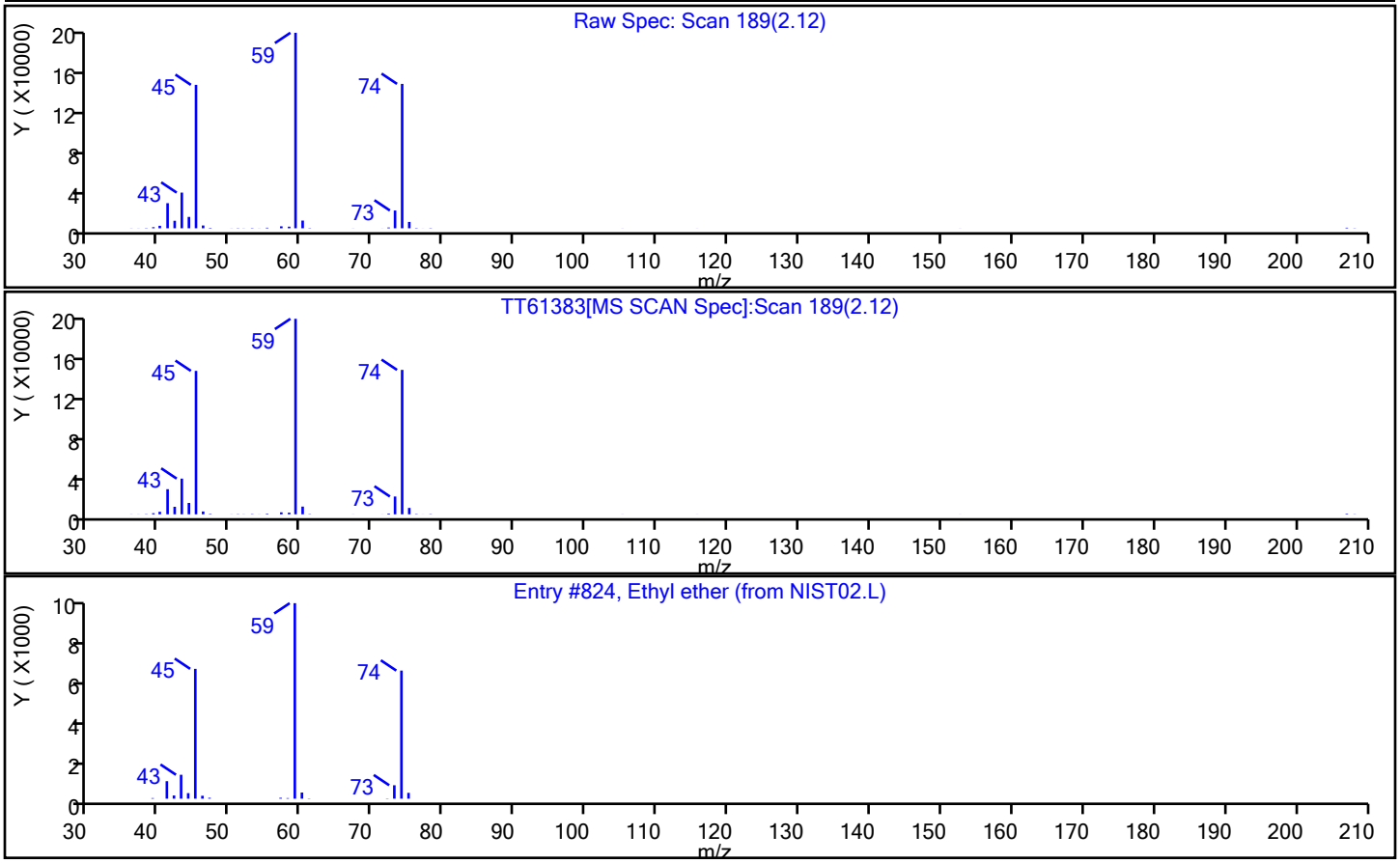

Eurofins Edison

Data File: \\chromfs\Edison\ChromData\CVOAMS17\20221002-151169.b\TT61383.D
Injection Date: 02-Oct-2022 13:27:30 Instrument ID: CVOAMS17
Lims ID: 460-266280-A-3 Lab Sample ID: 460-266280-3
Client ID: MW-31
Operator ID: ALS Bottle#: 16 Worklist Smp#: 17
Purge Vol: 5.000 mL Dil. Factor: 1.0000
Method: 8260W_17 Limit Group: VOA - 8260D Water and Solid
Column: Detector MS SCAN

Library Search Compound Match	CAS#	Library	Entry	Formula	Weight	Q
Diethyl sulfide	352-93-2	NIST02.L	2286	C4H10S	90	95

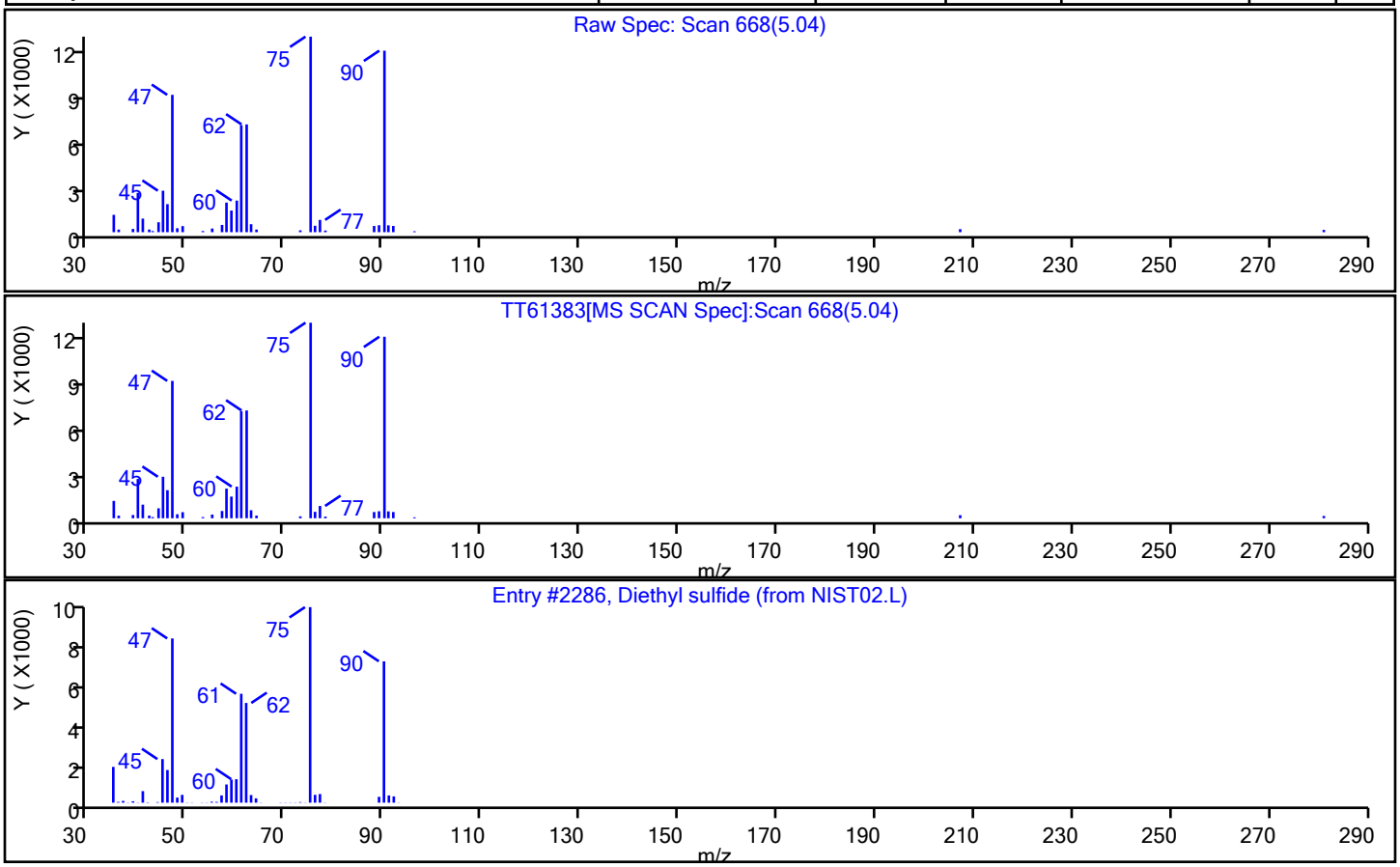

Report Date: 03-Oct-2022 18:42:54 Chrom Revision: 2.3 28-Sep-2022 12:57:42

Eurofins Edison

Data File: \\chromfs\Edison\ChromData\CVOAMS17\20221002-151169.b\TT61383.D

Injection Date: 02-Oct-2022 13:27:30 Instrument ID: CVOAMS17

Lims ID: 460-266280-A-3 Lab Sample ID: 460-266280-3

Client ID: MW-31

Operator ID: ALS Bottle#: 16 Worklist Smp#: 17

Purge Vol: 5.000 mL Dil. Factor: 1.0000

Method: 8260W_17 Limit Group: VOA - 8260D Water and Solid

Column: Detector MS SCAN

Library Search Compound Match	CAS#	Library	Entry	Formula	Weight	Q
1,3-Dichloro-2-methyl-propene	1000194-02-2	NIST02.L	9961	C4H6Cl2	124	91

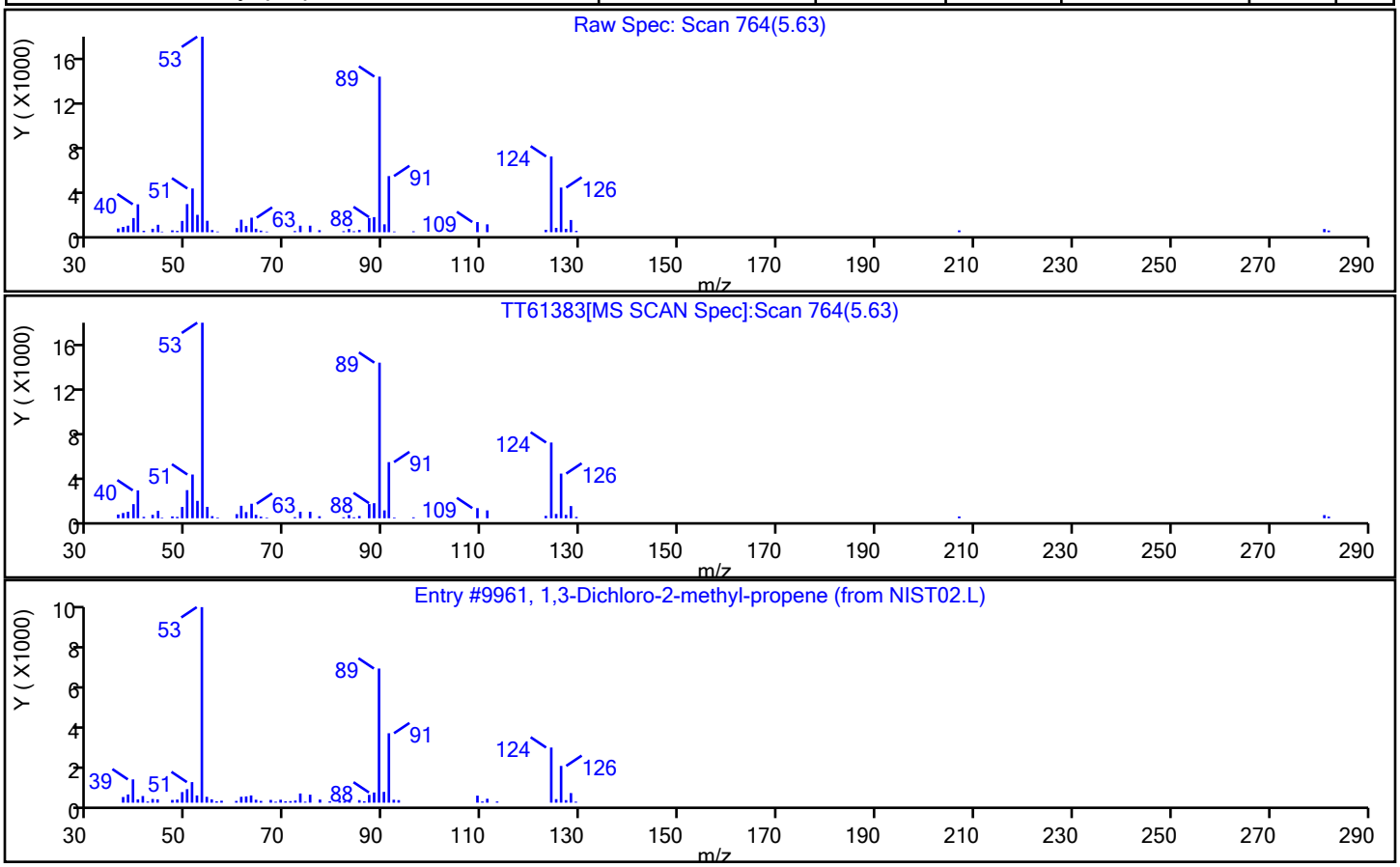

Report Date: 03-Oct-2022 18:42:54 Chrom Revision: 2.3 28-Sep-2022 12:57:42

Eurofins Edison

Data File: \\chromfs\Edison\ChromData\CVOAMS17\20221002-151169.b\TT61383.D

Injection Date: 02-Oct-2022 13:27:30 Instrument ID: CVOAMS17

Lims ID: 460-266280-A-3 Lab Sample ID: 460-266280-3

Client ID: MW-31

Operator ID: ALS Bottle#: 16 Worklist Smp#: 17

Purge Vol: 5.000 mL Dil. Factor: 1.0000

Method: 8260W_17 Limit Group: VOA - 8260D Water and Solid

Column: Detector MS SCAN

Library Search Compound Match	CAS#	Library	Entry	Formula	Weight	Q
Butane, 1,3-dichloro-	1190-22-3	NIST02.L	10656	C4H8Cl2	126	90

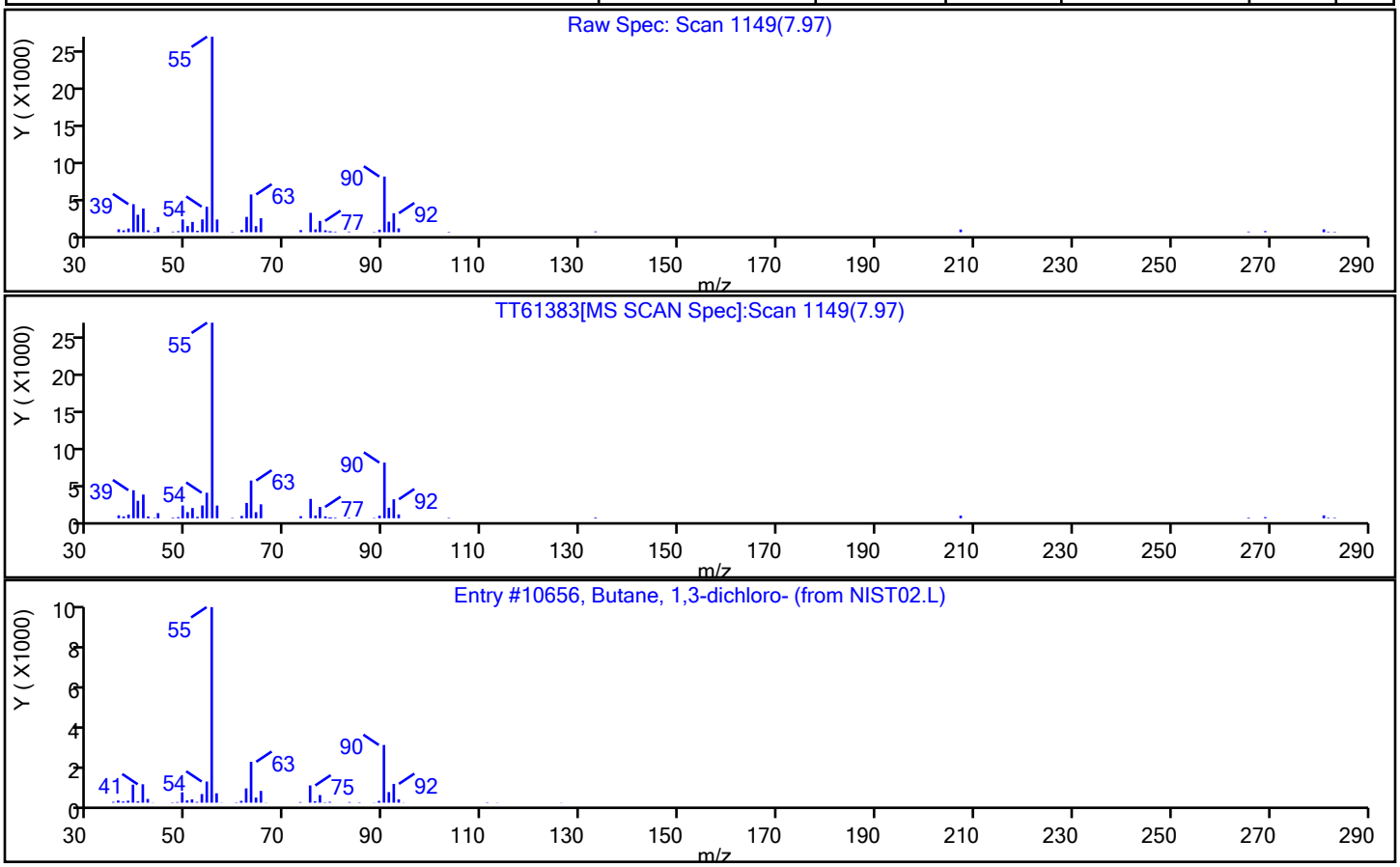

Report Date: 03-Oct-2022 18:42:54 Chrom Revision: 2.3 28-Sep-2022 12:57:42

Eurofins Edison

Data File: \\chromfs\Edison\ChromData\CVOAMS17\20221002-151169.b\TT61383.D

Injection Date:	02-Oct-2022 13:27:30	Instrument ID:	CVOAMS17		
Lims ID:	460-266280-A-3	Lab Sample ID:	460-266280-3		
Client ID:	MW-31				
Operator ID:		ALS Bottle#:	16	Worklist Smp#:	17
Purge Vol:	5.000 mL	Dil. Factor:	1.0000		
Method:	8260W_17	Limit Group:	VOA - 8260D Water and Solid		
Column:		Detector	MS SCAN		

No Library Matches Found above the Threshold: 70

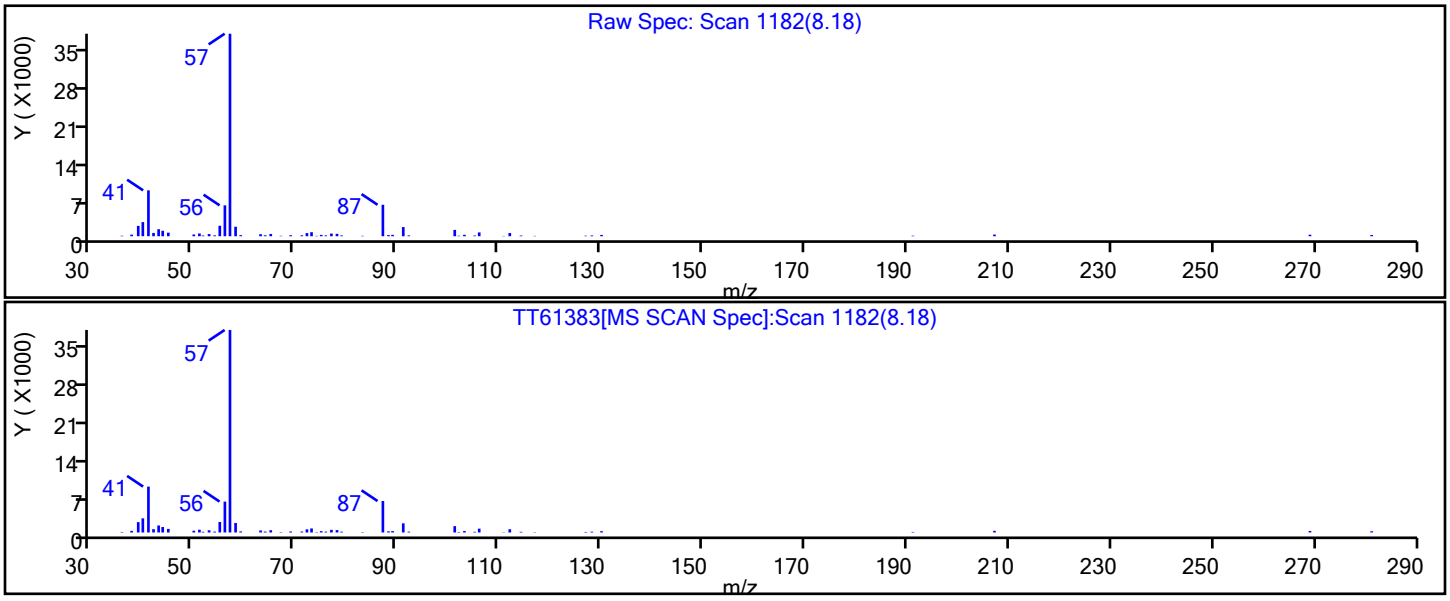

Eurofins Edison

Data File: \\chromfs\Edison\ChromData\CVOAMS17\20221002-151169.b\TT61383.D
Injection Date: 02-Oct-2022 13:27:30 Instrument ID: CVOAMS17
Lims ID: 460-266280-A-3 Lab Sample ID: 460-266280-3
Client ID: MW-31
Operator ID: ALS Bottle#: 16 Worklist Smp#: 17
Purge Vol: 5.000 mL Dil. Factor: 1.0000
Method: 8260W_17 Limit Group: VOA - 8260D Water and Solid
Column: Detector MS SCAN

Library Search Compound Match	CAS#	Library	Entry	Formula	Weight	Q
Benzene, 1-chloro-2-methyl-	95-49-8	NIST02.L	10918	C7H7Cl	126	97
Benzene, 1-chloro-3-methyl-	108-41-8	NIST02.L	10926	C7H7Cl	126	93
Benzene, 1-chloro-4-methyl-	106-43-4	NIST02.L	10923	C7H7Cl	126	87

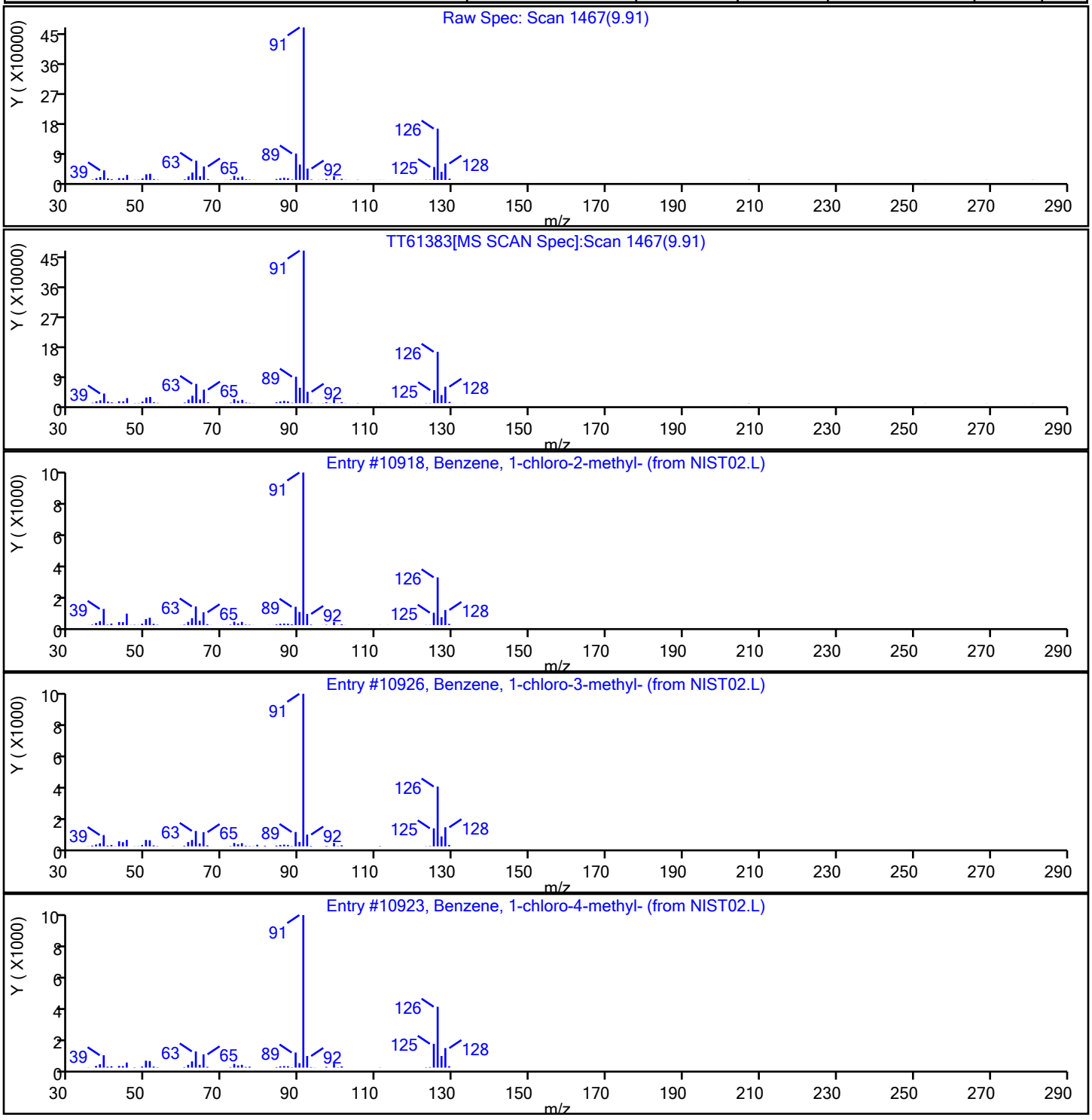

Eurofins Edison

Data File: \\chromfs\Edison\ChromData\CVOAMS17\20221002-151169.b\TT61383.D
Injection Date: 02-Oct-2022 13:27:30 Instrument ID: CVOAMS17
Lims ID: 460-266280-A-3 Lab Sample ID: 460-266280-3
Client ID: MW-31
Operator ID: ALS Bottle#: 16 Worklist Smp#: 17
Purge Vol: 5.000 mL Dil. Factor: 1.0000
Method: 8260W_17 Limit Group: VOA - 8260D Water and Solid
Column: Detector MS SCAN

Library Search Compound Match	CAS#	Library	Entry	Formula	Weight	Q
Benzene, 1,2-dichloro-4-methyl-	95-75-0	NIST02.L	29698	C7H6Cl2	160	97
Benzene, 1,2-dichloro-3-methyl-	32768-54-0	NIST02.L	29688	C7H6Cl2	160	96
Benzene, 1,3-dichloro-2-methyl-	118-69-4	NIST02.L	29696	C7H6Cl2	160	96

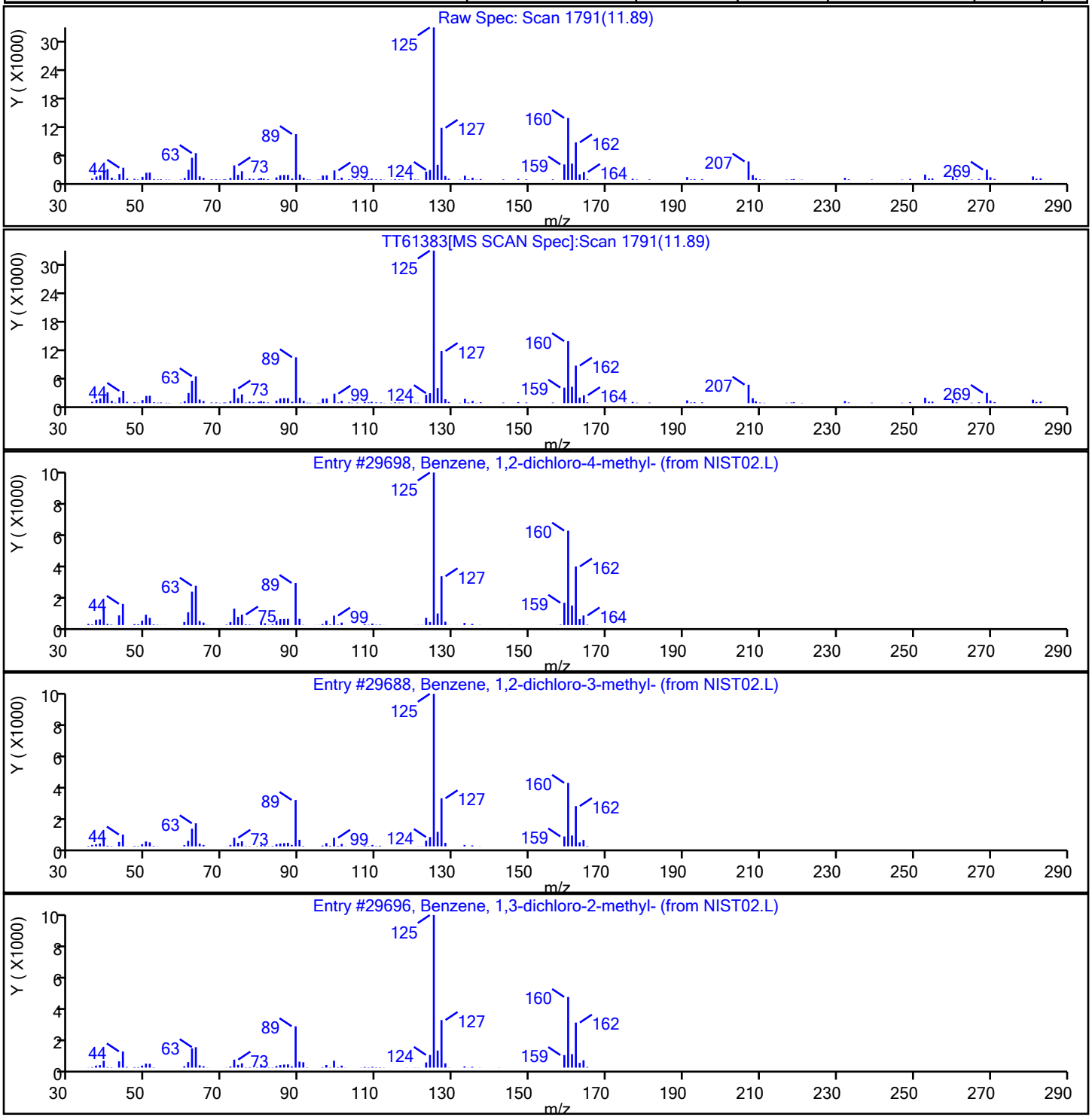

FORM I
GC/MS VOA ORGANICS ANALYSIS DATA SHEET

Lab Name: Eurofins Edison | Job No.: 460-266280-1

SDG No.:

Client Sample ID: MW-36 | Lab Sample ID: 460-266280-4

Matrix: Water | Lab File ID: TT61402.D

Analysis Method: 8260D | Date Collected: 09/22/2022 10:17

Sample wt/vol: 5(mL) | Date Analyzed: 10/02/2022 20:02

Soil Aliquot Vol: | Dilution Factor: 1

Soil Extract Vol.: | GC Column: DB-624 ID: 0.18(mm)

Purge Volume: 5.0(mL) | Heated Purge: (Y/N) N pH:

% Moisture: % Solids: | Level: (low/med) Low

Analysis Batch No.: 869712 | Units: ug/L

CAS NO.	COMPOUND NAME	RESULT	Q	RL	MDL
71-55-6	1,1,1-Trichloroethane	0.24	U	1.0	0.24
79-34-5	1,1,2,2-Tetrachloroethane	0.37	U	1.0	0.37
79-00-5	1,1,2-Trichloroethane	0.20	U	1.0	0.20
75-34-3	1,1-Dichloroethane	0.26	U	1.0	0.26
75-35-4	1,1-Dichloroethene	0.26	U	1.0	0.26
107-06-2	1,2-Dichloroethane	0.43	U *-	1.0	0.43
78-87-5	1,2-Dichloropropane	0.35	U	1.0	0.35
123-91-1	1,4-Dioxane	28	U	50	28
78-93-3	2-Butanone	1.9	U	5.0	1.9
591-78-6	2-Hexanone	1.1	U	5.0	1.1
108-10-1	MIBK	1.3	U	5.0	1.3
67-64-1	Acetone	4.4	U	5.0	4.4
71-43-2	Benzene	0.20	U	1.0	0.20
75-27-4	Bromodichloromethane	0.34	U *-	1.0	0.34
75-25-2	Bromoform	0.54	U	1.0	0.54
74-83-9	Bromomethane	0.55	U	1.0	0.55
75-15-0	Carbon disulfide	0.82	U	1.0	0.82
56-23-5	Carbon tetrachloride	0.21	U	1.0	0.21
108-90-7	Chlorobenzene	0.38	U	1.0	0.38
75-00-3	Chloroethane	0.32	U	1.0	0.32
67-66-3	Chloroform	0.33	U *-	1.0	0.33
74-87-3	Chloromethane	0.40	U	1.0	0.40
156-59-2	cis-1,2-Dichloroethene	0.22	U	1.0	0.22
10061-01-5	cis-1,3-Dichloropropene	0.22	U	1.0	0.22
124-48-1	Dibromochloromethane	0.28	U	1.0	0.28
100-41-4	Ethylbenzene	0.30	U	1.0	0.30
75-09-2	Methylene Chloride	0.32	U	1.0	0.32
100-42-5	Styrene	0.42	U	1.0	0.42
127-18-4	Tetrachloroethene	0.25	U	1.0	0.25
108-88-3	Toluene	0.38	U	1.0	0.38
156-60-5	trans-1,2-Dichloroethene	0.24	U	1.0	0.24
10061-02-6	trans-1,3-Dichloropropene	0.22	U	1.0	0.22
79-01-6	Trichloroethene	0.31	U	1.0	0.31
75-01-4	Vinyl chloride	0.17	U	1.0	0.17

FORM I
GC/MS VOA ORGANICS ANALYSIS DATA SHEET

Lab Name: Eurofins Edison | Job No.: 460-266280-1

SDG No.:

Client Sample ID: MW-36 | Lab Sample ID: 460-266280-4

Matrix: Water | Lab File ID: TT61402.D

Analysis Method: 8260D | Date Collected: 09/22/2022 10:17

Sample wt/vol: 5(mL) | Date Analyzed: 10/02/2022 20:02

Soil Aliquot Vol: | Dilution Factor: 1

Soil Extract Vol.: | GC Column: DB-624 ID: 0.18(mm)

Purge Volume: 5.0(mL) | Heated Purge: (Y/N) N pH:

% Moisture: % Solids: | Level: (low/med) Low

Analysis Batch No.: 869712 | Units: ug/L

CAS NO.	COMPOUND NAME	RESULT	Q	RL	MDL
1330-20-7	Xylenes, Total	0.65	U	2.0	0.65

CAS NO.	SURROGATE	%REC	Q	LIMITS
17060-07-0	1,2-Dichloroethane-d4 (Surr)	86		70-128
460-00-4	Bromofluorobenzene	105		76-120
1868-53-7	Dibromofluoromethane (Surr)	98		77-124
2037-26-5	Toluene-d8 (Surr)	102		80-120

FORM I
GC/MS VOA ORGANICS ANALYSIS DATA SHEET
TENTATIVELY IDENTIFIED COMPOUNDS

Lab Name: Eurofins Edison | Job No.: 460-266280-1

SDG No.:

Client Sample ID: MW-36 | Lab Sample ID: 460-266280-4

Matrix: Water | Lab File ID: TT61402.D

Analysis Method: 8260D | Date Collected: 09/22/2022 10:17

Sample wt/vol: 5(mL) | Date Analyzed: 10/02/2022 20:02

Soil Aliquot Vol: | Dilution Factor: 1

Soil Extract Vol.: | GC Column: DB-624 ID: 0.18(mm)

Purge Volume: 5.0(mL) | Heated Purge: (Y/N) N pH:

% Moisture: % Solids: | Level: (low/med) Low

Analysis Batch No.: 869712 | Units: ug/L

Number TICs Found: 0 | TIC Result Total: 0

CAS NO.	COMPOUND NAME	RT	RESULT	Q	MATCH QUALITY
	Tentatively Identified Compound		None		

Eurofins Edison
Target Compound Quantitation Report

Data File: \\chromfs\Edison\ChromData\CVOAMS17\20221002-151182.b\TT61402.D
Lims ID: 460-266280-B-4
Client ID: MW-36
Sample Type: Client
Inject. Date: 02-Oct-2022 20:02:30 ALS Bottle#: 11 Worklist Smp#: 12
Purge Vol: 5.000 mL Dil. Factor: 1.0000
Sample Info: 460-266280-B-4
Misc. Info.: 460-0151182-012
Operator ID: Instrument ID: CVOAMS17

Method: \\chromfs\Edison\ChromData\CVOAMS17\20221002-151182.b\8260W_17.m
Limit Group: VOA - 8260D Water and Solid
Last Update: 04-Oct-2022 13:11:06 Calib Date: 01-Sep-2022 11:22:30
Integrator: RTE ID Type: Deconvolution ID
Quant Method: Internal Standard Quant By: Initial Calibration
Last ICal File: \\chromfs\Edison\ChromData\CVOAMS17\20220901-149891.b\TT59897.D

Column 1 : DB-624 (0.18 mm) Det: MS Quad
Process Host: CTX1631

First Level Reviewer: C1JX Date: 02-Oct-2022 20:32:22

Compound	Sig	RT (min.)	Exp RT (min.)	Dlt RT (min.)	Q	Response	OnCol Amt ug/l	Flags
* 31 TBA-d9 (IS)	66	2.720	2.714	0.006	0	39939	1000.0	
* 42 2-Butanone-d5	46	3.683	3.683	0.000	0	305581	250.0	
$ 55 Dibromofluoromethane (Surr)	113	4.122	4.116	0.006	97	143957	49.2	
$ 61 1,2-Dichloroethane-d4 (Surr)	65	4.445	4.445	0.000	0	158565	43.1	
* 66 Fluorobenzene	96	4.701	4.701	0.000	99	564853	50.0	
* 72 1,4-Dioxane-d8	96	5.384	5.378	0.006	0	18038	1000.0	
$ 83 Toluene-d8 (Surr)	98	6.305	6.304	0.000	99	510191	51.2	
* 94 Chlorobenzene-d5	117	8.042	8.042	0.000	86	386440	50.0	
$ 105 4-Bromofluorobenzene	174	9.554	9.560	-0.006	91	158146	52.7	
* 121 1,4-Dichlorobenzene-d4	152	10.755	10.755	0.000	96	218057	50.0	

Reagents:

VOA6IS/SURR_00061 Amount Added: 5.00 Units: uL Run Reagent

Report Date: 04-Oct-2022 13:11:07 Chrom Revision: 2.3 28-Sep-2022 12:57:42

Eurofins Edison

Data File: \\chromfs\Edison\ChromData\CVOAMS17\20221002-151182.b\TT61402.D

Injection Date: 02-Oct-2022 20:02:30 Instrument ID: CVOAMS17

Lims ID: 460-266280-B-4 Lab Sample ID: 460-266280-4

Client ID: MW-36

Operator ID: ALS Bottle#: 11 Worklist Smp#: 12

Purge Vol: 5.000 mL Dil. Factor: 1.0000

Method: 8260W_17 Limit Group: VOA - 8260D Water and Solid

Column: DB-624 (0.18 mm)

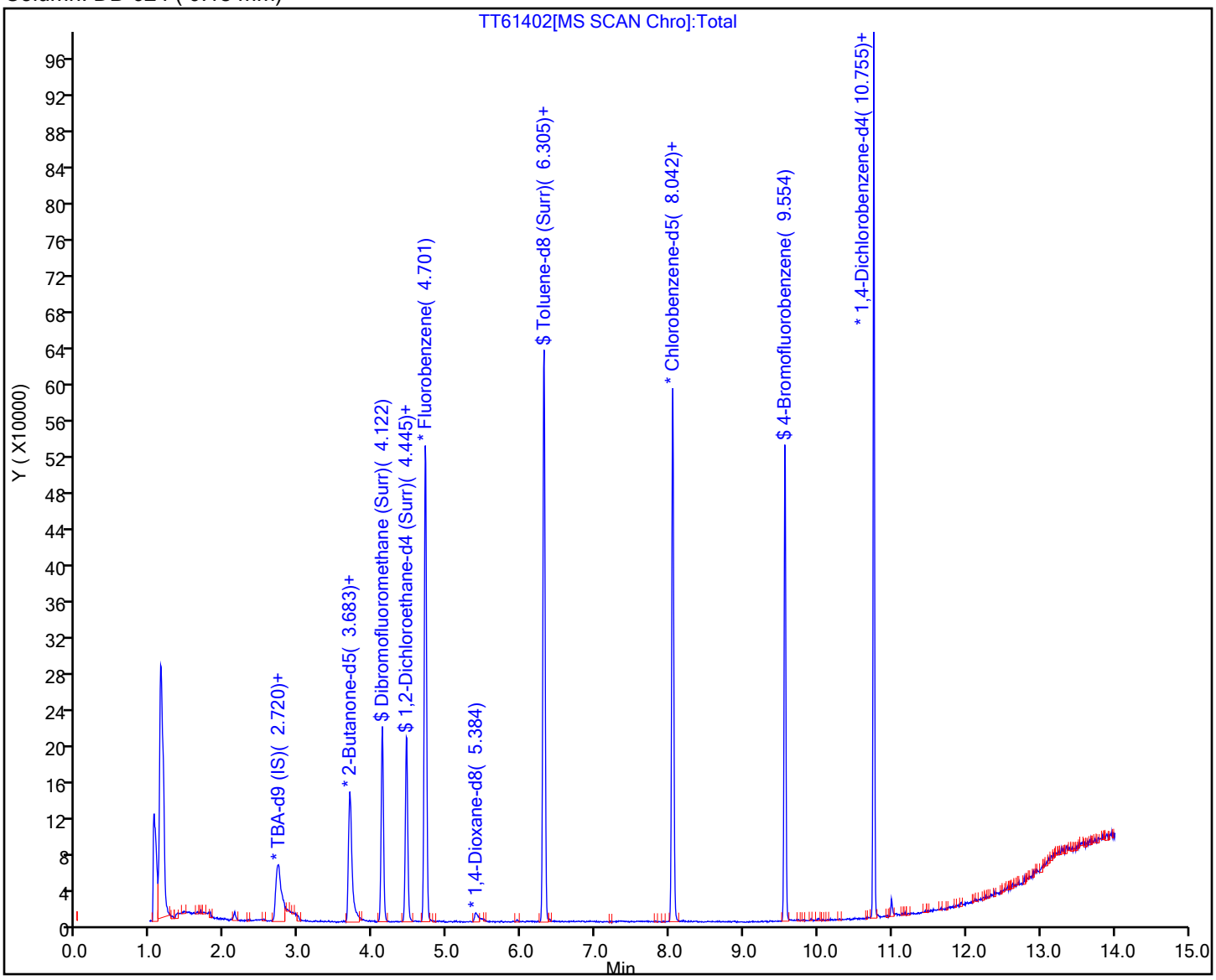

Eurofins Edison
Recovery Report

Data File: \\chromfs\Edison\ChromData\CVOAMS17\20221002-151182.b\TT61402.D
Lims ID: 460-266280-B-4
Client ID: MW-36
Sample Type: Client
Inject. Date: 02-Oct-2022 20:02:30 ALS Bottle#: 11 Worklist Smp#: 12
Purge Vol: 5.000 mL Dil. Factor: 1.0000
Sample Info: 460-266280-B-4
Misc. Info.: 460-0151182-012
Operator ID: Instrument ID: CVOAMS17

Method: \\chromfs\Edison\ChromData\CVOAMS17\20221002-151182.b\8260W_17.m
Limit Group: VOA - 8260D Water and Solid
Last Update: 04-Oct-2022 13:11:06 Calib Date: 01-Sep-2022 11:22:30
Integrator: RTE ID Type: Deconvolution ID
Quant Method: Internal Standard Quant By: Initial Calibration
Last ICal File: \\chromfs\Edison\ChromData\CVOAMS17\20220901-149891.b\TT59897.D

Column 1 : DB-624 (0.18 mm) Det: MS Quad
Process Host: CTX1631

First Level Reviewer: C1JX Date: 02-Oct-2022 20:32:22

Compound	Amount Added	Amount Recovered	% Rec.
$ 55 Dibromofluoromethane (Surr)	50.0	49.2	98.36
$ 61 1,2-Dichloroethane-d4 (Surr)	50.0	43.1	86.28
$ 83 Toluene-d8 (Surr)	50.0	51.2	102.50
$ 105 4-Bromofluorobenzene	50.0	52.7	105.32

User Disabled Compound Report

Eurofins Edison

Data File:	\\chromfs\Edison\ChromData\CVOAMS17\20221002-151182.b\TT61402.D				
Injection Date:	02-Oct-2022 20:02:30	Instrument ID:	CVOAMS17		
Lims ID:	460-266280-B-4	Lab Sample ID:	460-266280-4		
Client ID:	MW-36				
Operator ID:		ALS Bottle#:	11	Worklist Smp#:	12
Purge Vol:	5.000 mL	Dil. Factor:	1.0000		
Method:	8260W_17	Limit Group:	VOA - 8260D Water and Solid		
Column:	DB-624 (0.18 mm)	Detector	MS Quad		

7 Vinyl chloride, CAS: 75-01-4

Processing Results

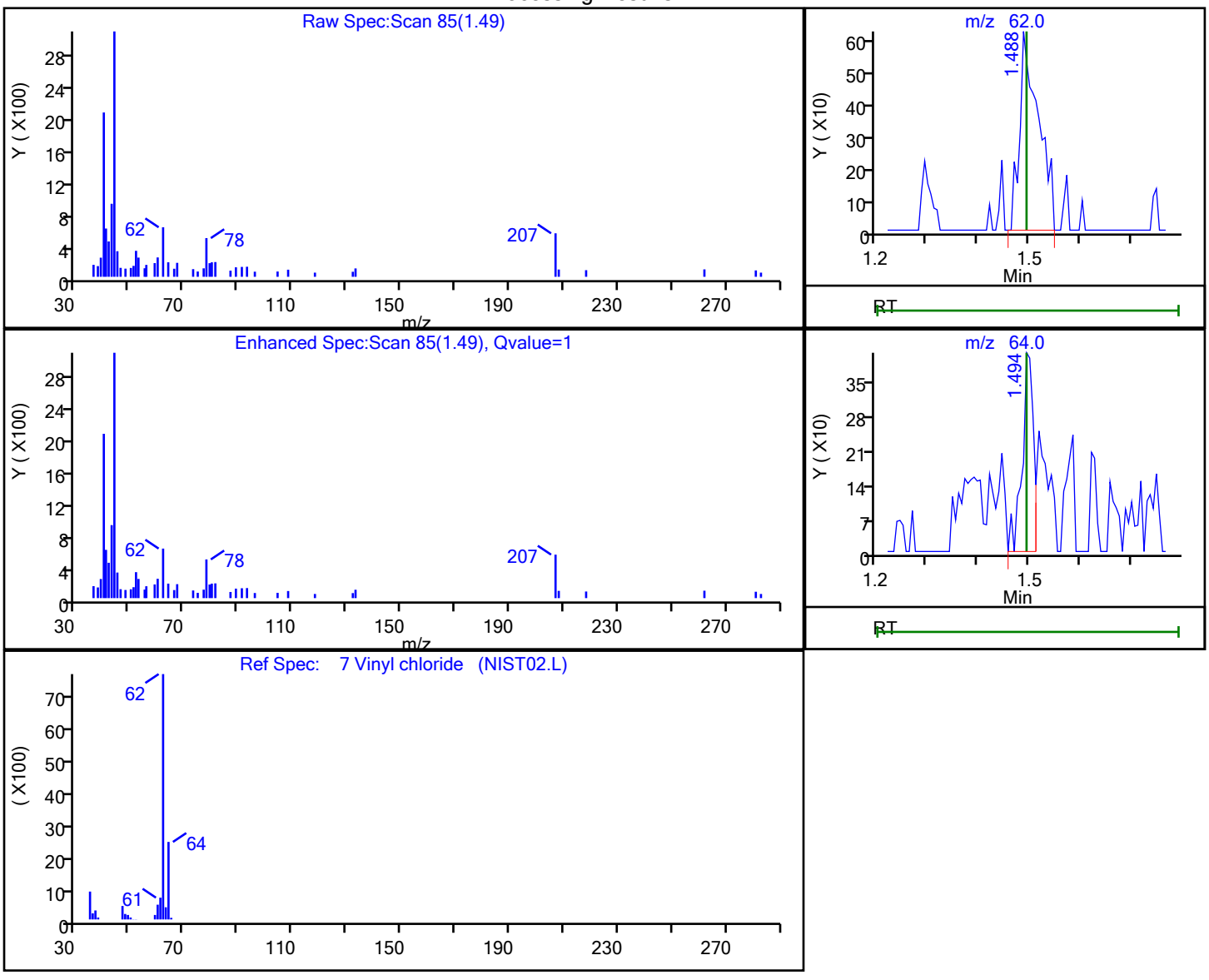

RT	Mass	Response	Amount
1.49	62.00	1615	0.249841
1.49	64.00	635	

Reviewer: XE5L, 04-Oct-2022 13:10:51

Audit Action: Marked Compound Undetected Audit Reason: Invalid Compound ID

FORM I
GC/MS VOA ORGANICS ANALYSIS DATA SHEET

Lab Name: Eurofins Edison | Job No.: 460-266280-1

SDG No.:

Client Sample ID: PZ-23 | Lab Sample ID: 460-266280-5

Matrix: Water | Lab File ID: TT61385.D

Analysis Method: 8260D | Date Collected: 09/22/2022 10:41

Sample wt/vol: 5(mL) | Date Analyzed: 10/02/2022 14:08

Soil Aliquot Vol: | Dilution Factor: 1

Soil Extract Vol.: | GC Column: DB-624 ID: 0.18(mm)

Purge Volume: 5.0(mL) | Heated Purge: (Y/N) N pH:

% Moisture: % Solids: | Level: (low/med) Low

Analysis Batch No.: 869649 | Units: ug/L

CAS NO.	COMPOUND NAME	RESULT	Q	RL	MDL
71-55-6	1,1,1-Trichloroethane	0.24	U	1.0	0.24
79-34-5	1,1,2,2-Tetrachloroethane	0.37	U	1.0	0.37
79-00-5	1,1,2-Trichloroethane	0.20	U	1.0	0.20
75-34-3	1,1-Dichloroethane	0.26	U	1.0	0.26
75-35-4	1,1-Dichloroethene	0.26	U	1.0	0.26
107-06-2	1,2-Dichloroethane	0.43	U	1.0	0.43
78-87-5	1,2-Dichloropropane	0.35	U	1.0	0.35
123-91-1	1,4-Dioxane	55		50	28
78-93-3	2-Butanone	1.9	U	5.0	1.9
591-78-6	2-Hexanone	1.1	U	5.0	1.1
108-10-1	MIBK	1.3	U	5.0	1.3
67-64-1	Acetone	4.4	U	5.0	4.4
71-43-2	Benzene	0.20	U	1.0	0.20
75-27-4	Bromodichloromethane	0.34	U	1.0	0.34
75-25-2	Bromoform	0.54	U	1.0	0.54
74-83-9	Bromomethane	0.55	U	1.0	0.55
75-15-0	Carbon disulfide	0.82	U	1.0	0.82
56-23-5	Carbon tetrachloride	0.21	U	1.0	0.21
108-90-7	Chlorobenzene	0.38	U	1.0	0.38
75-00-3	Chloroethane	0.32	U	1.0	0.32
67-66-3	Chloroform	0.33	U	1.0	0.33
74-87-3	Chloromethane	0.40	U	1.0	0.40
156-59-2	cis-1,2-Dichloroethene	0.22	U	1.0	0.22
10061-01-5	cis-1,3-Dichloropropene	0.22	U	1.0	0.22
124-48-1	Dibromochloromethane	0.28	U	1.0	0.28
100-41-4	Ethylbenzene	0.30	U	1.0	0.30
75-09-2	Methylene Chloride	0.32	U	1.0	0.32
100-42-5	Styrene	0.42	U	1.0	0.42
127-18-4	Tetrachloroethene	0.25	U	1.0	0.25
108-88-3	Toluene	0.38	U	1.0	0.38
156-60-5	trans-1,2-Dichloroethene	0.24	U	1.0	0.24
10061-02-6	trans-1,3-Dichloropropene	0.22	U	1.0	0.22
79-01-6	Trichloroethene	0.31	U	1.0	0.31
75-01-4	Vinyl chloride	0.17	U	1.0	0.17

FORM I
GC/MS VOA ORGANICS ANALYSIS DATA SHEET

Lab Name: Eurofins Edison | Job No.: 460-266280-1

SDG No.:

Client Sample ID: PZ-23 | Lab Sample ID: 460-266280-5

Matrix: Water | Lab File ID: TT61385.D

Analysis Method: 8260D | Date Collected: 09/22/2022 10:41

Sample wt/vol: 5(mL) | Date Analyzed: 10/02/2022 14:08

Soil Aliquot Vol: | Dilution Factor: 1

Soil Extract Vol.: | GC Column: DB-624 ID: 0.18(mm)

Purge Volume: 5.0(mL) | Heated Purge: (Y/N) N pH:

% Moisture: % Solids: | Level: (low/med) Low

Analysis Batch No.: 869649 | Units: ug/L

CAS NO.	COMPOUND NAME	RESULT	Q	RL	MDL
1330-20-7	Xylenes, Total	0.65	U	2.0	0.65

CAS NO.	SURROGATE	%REC	Q	LIMITS
17060-07-0	1,2-Dichloroethane-d4 (Surr)	83		70-128
460-00-4	Bromofluorobenzene	108		76-120
1868-53-7	Dibromofluoromethane (Surr)	97		77-124
2037-26-5	Toluene-d8 (Surr)	101		80-120

FORM I
GC/MS VOA ORGANICS ANALYSIS DATA SHEET
TENTATIVELY IDENTIFIED COMPOUNDS

Lab Name: Eurofins Edison | Job No.: 460-266280-1

SDG No.:

Client Sample ID: PZ-23 | Lab Sample ID: 460-266280-5

Matrix: Water | Lab File ID: TT61385.D

Analysis Method: 8260D | Date Collected: 09/22/2022 10:41

Sample wt/vol: 5(mL) | Date Analyzed: 10/02/2022 14:08

Soil Aliquot Vol: | Dilution Factor: 1

Soil Extract Vol.: | GC Column: DB-624 ID: 0.18(mm)

Purge Volume: 5.0(mL) | Heated Purge: (Y/N) N pH:

% Moisture: % Solids: | Level: (low/med) Low

Analysis Batch No.: 869649 | Units: ug/L

Number TICs Found: 1 | TIC Result Total: 5.9

CAS NO.	COMPOUND NAME	RT	RESULT	Q	MATCH QUALITY
60-29-7	Ethyl ether	2.13	5.9	J N	90%

Eurofins Edison
Target Compound Quantitation Report

Data File: \\chromfs\Edison\ChromData\CVOAMS17\20221002-151169.b\TT61385.D
Lims ID: 460-266280-A-5
Client ID: PZ-23
Sample Type: Client
Inject. Date: 02-Oct-2022 14:08:30 ALS Bottle#: 18 Worklist Smp#: 19
Purge Vol: 5.000 mL Dil. Factor: 1.0000
Sample Info: 460-266280-A-5
Misc. Info.: 460-0151169-019
Operator ID: Instrument ID: CVOAMS17

Method: \\chromfs\Edison\ChromData\CVOAMS17\20221002-151169.b\8260W_17.m
Limit Group: VOA - 8260D Water and Solid
Last Update: 03-Oct-2022 18:43:58 Calib Date: 01-Sep-2022 11:22:30
Integrator: RTE ID Type: Deconvolution ID
Quant Method: Internal Standard Quant By: Initial Calibration
Last ICal File: \\chromfs\Edison\ChromData\CVOAMS17\20220901-149891.b\TT59897.D

Column 1 : DB-624 (0.18 mm) Det: MS Quad
Process Host: CTX1677

First Level Reviewer: W9CM Date: 03-Oct-2022 18:43:58

Compound	Sig	RT (min.)	Exp RT (min.)	Dlt RT (min.)	Q	Response	OnCol Amt ug/l	Flags
24 Carbon disulfide	76	2.500	2.470	0.030	64	7169	0.3450	M
* 31 TBA-d9 (IS)	66	2.720	2.708	0.012	0	44563	1000.0	
* 42 2-Butanone-d5	46	3.683	3.683	0.000	0	339392	250.0	
$ 55 Dibromofluoromethane (Surr)	113	4.122	4.122	0.000	98	159269	48.6	
$ 61 1,2-Dichloroethane-d4 (Surr)	65	4.445	4.445	0.000	0	171695	41.7	
* 66 Fluorobenzene	96	4.701	4.701	0.000	99	632758	50.0	
* 72 1,4-Dioxane-d8	96	5.378	5.378	0.000	0	20762	1000.0	
75 1,4-Dioxane	88	5.439	5.427	0.012	5	1716	54.9	
$ 83 Toluene-d8 (Surr)	98	6.305	6.304	0.000	99	564058	50.4	
* 94 Chlorobenzene-d5	117	8.042	8.042	0.000	86	434544	50.0	
$ 105 4-Bromofluorobenzene	174	9.560	9.554	0.006	96	182260	54.0	
* 121 1,4-Dichlorobenzene-d4	152	10.755	10.755	0.000	95	255471	50.0	

QC Flag Legend

Processing Flags
Review Flags
M - Manually Integrated

Reagents:

VOA6IS/SURR_00061 Amount Added: 5.00 Units: uL Run Reagent

Eurofins Edison
Tentatively Identified Quantitation Report

Data File:	\\chromfs\Edison\ChromData\CVOAMS17\20221002-151169.b\TT61385.D				
Lims ID:	460-266280-A-5				
Client ID:	PZ-23				
Sample Type:	Client				
Inject. Date:	02-Oct-2022 14:08:30	ALS Bottle#:	18	Worklist Smp#:	19
Purge Vol:	5.000 mL	Dil. Factor:	1.0000		
Sample Info:	460-266280-A-5				
Misc. Info.:	460-0151169-019				
Operator ID:		Instrument ID:	CVOAMS17		
Method:	\\chromfs\Edison\ChromData\CVOAMS17\20221002-151169.b\8260W_17.m				
Limit Group:	VOA - 8260D Water and Solid				
Last Update:	03-Oct-2022 18:43:58	Calib Date:	01-Sep-2022 11:22:30		
Tic RT Window:	0.000 -0.000	Response:	area		
Quant By:	Nearest ISTD	Quant LOD:	10.00000		
MS Library:	\\chromfs\Edison\Database\NIST02.L				
Min. Match:	70				
Column 1 :	DB-624 (0.18 mm)		Det: MS Quad		
Process Host:	CTX1677				
First Level Reviewer: W9CM		Date:	03-Oct-2022 18:43:58		

Tentative Identified Compound Results

RT	Area	Amount ug/l	Quant Cpnd	Qual	Lib Entry	Molecular Formula	Mol. Weight	Flags
	60-29-7 Ethyl ether							
2.128	150634	5.90	66	90	826	C4H10O	74	

Quantitation Compounds

Compound	RT	Area	Amount ug/l
* 66 Fluorobenzene	4.701	1276842	50.0

QC Flag Legend

Processing Flags

Reagents:

VOA6IS/SURR_00061 Amount Added: 5.00 Units: uL Run Reagent

Report Date: 03-Oct-2022 18:43:58 Chrom Revision: 2.3 28-Sep-2022 12:57:42

Eurofins Edison

Data File: \\chromfs\Edison\ChromData\CVOAMS17\20221002-151169.b\TT61385.D

Injection Date: 02-Oct-2022 14:08:30 Instrument ID: CVOAMS17

Lims ID: 460-266280-A-5 Lab Sample ID: 460-266280-5

Client ID: PZ-23

Operator ID: ALS Bottle#: 18 Worklist Smp#: 19

Purge Vol: 5.000 mL Dil. Factor: 1.0000

Method: 8260W_17 Limit Group: VOA - 8260D Water and Solid

Column: DB-624 (0.18 mm)

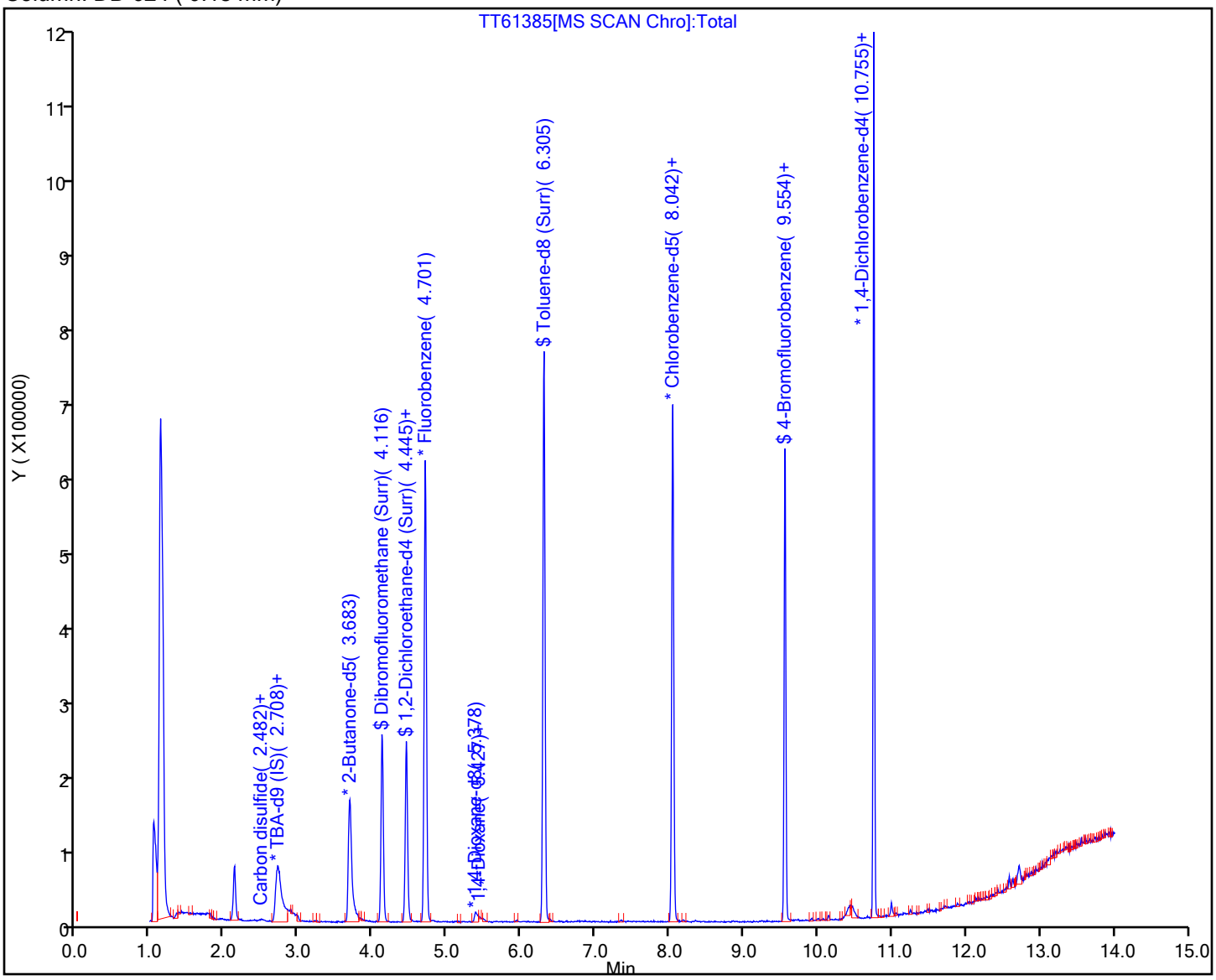

Eurofins Edison
Recovery Report

Data File: \\chromfs\Edison\ChromData\CVOAMS17\20221002-151169.b\TT61385.D
Lims ID: 460-266280-A-5
Client ID: PZ-23
Sample Type: Client
Inject. Date: 02-Oct-2022 14:08:30 ALS Bottle#: 18 Worklist Smp#: 19
Purge Vol: 5.000 mL Dil. Factor: 1.0000
Sample Info: 460-266280-A-5
Misc. Info.: 460-0151169-019
Operator ID: Instrument ID: CVOAMS17

Method: \\chromfs\Edison\ChromData\CVOAMS17\20221002-151169.b\8260W_17.m
Limit Group: VOA - 8260D Water and Solid
Last Update: 03-Oct-2022 18:43:58 Calib Date: 01-Sep-2022 11:22:30
Integrator: RTE ID Type: Deconvolution ID
Quant Method: Internal Standard Quant By: Initial Calibration
Last ICal File: \\chromfs\Edison\ChromData\CVOAMS17\20220901-149891.b\TT59897.D

Column 1 : DB-624 (0.18 mm) Det: MS Quad
Process Host: CTX1677

First Level Reviewer: W9CM Date: 03-Oct-2022 18:43:58

Compound	Amount Added	Amount Recovered	% Rec.
$ 55 Dibromofluoromethane (Surr)	50.0	48.6	97.14
$ 61 1,2-Dichloroethane-d4 (Surr)	50.0	41.7	83.40
$ 83 Toluene-d8 (Surr)	50.0	50.4	100.78
$ 105 4-Bromofluorobenzene	50.0	54.0	107.95

Eurofins Edison

Data File: \\chromfs\Edison\ChromData\CVOAMS17\20221002-151169.b\TT61385.D
Injection Date: 02-Oct-2022 14:08:30 Instrument ID: CVOAMS17
Lims ID: 460-266280-A-5 Lab Sample ID: 460-266280-5
Client ID: PZ-23
Operator ID: ALS Bottle#: 18 Worklist Smp#: 19
Purge Vol: 5.000 mL Dil. Factor: 1.0000
Method: 8260W_17 Limit Group: VOA - 8260D Water and Solid
Column: DB-624 (0.18 mm) Detector MS Quad

75 1,4-Dioxane, CAS: 123-91-1

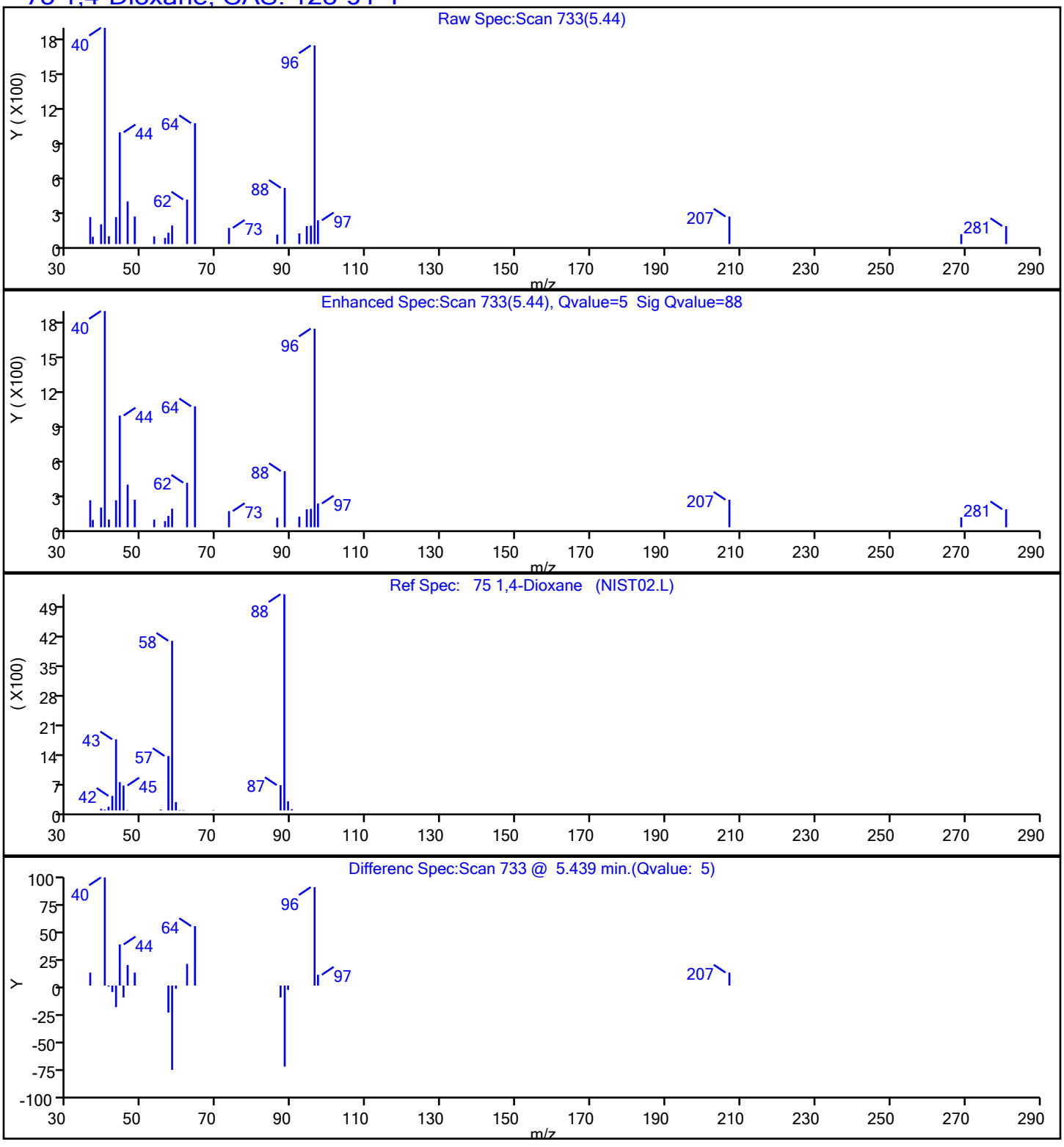

Manual Integration/User Assign Peak Report

Eurofins Edison

Data File:	\\chromfs\Edison\ChromData\CVOAMS17\20221002-151169.b\TT61385.D		
Injection Date:	02-Oct-2022 14:08:30	Instrument ID:	CVOAMS17
Lims ID:	460-266280-A-5	Lab Sample ID:	460-266280-5
Client ID:	PZ-23		
Operator ID:		ALS Bottle#:	18 Worklist Smp#: 19
Purge Vol:	5.000 mL	Dil. Factor:	1.0000
Method:	8260W_17	Limit Group:	VOA - 8260D Water and Solid
Column:	DB-624 (0.18 mm)	Detector	MS Quad

24 Carbon disulfide, CAS: 75-15-0

Signal: 1

Processing Integration Results

RT: 2.48
Area: 2711
Amount: 0.130448
Amount Units: ug/l

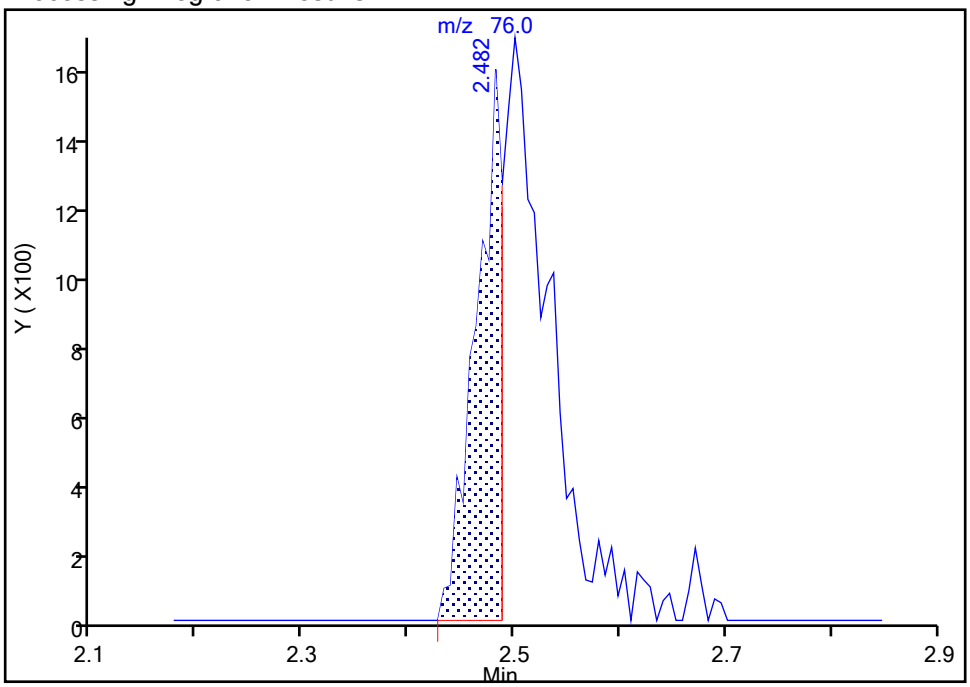

Manual Integration Results

RT: 2.50
Area: 7169
Amount: 0.344959
Amount Units: ug/l

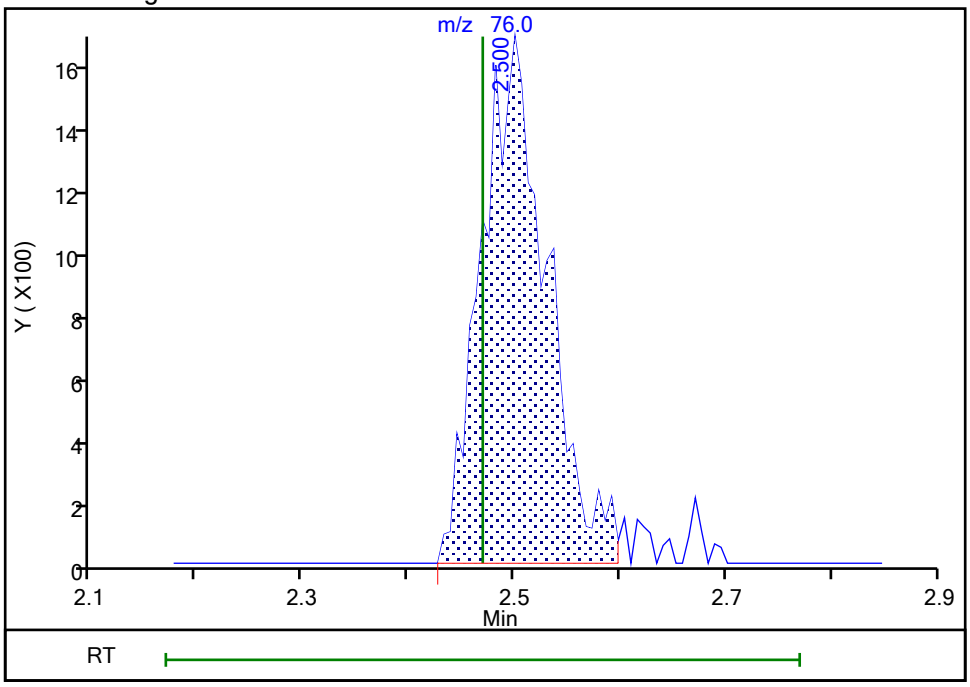

Reviewer: W9CM, 03-Oct-2022 18:43:28

Audit Action: Manually Integrated Audit Reason: Incomplete Integration

Report Date: 03-Oct-2022 18:43:58 Chrom Revision: 2.3 28-Sep-2022 12:57:42

Eurofins Edison

Data File: \\chromfs\Edison\ChromData\CVOAMS17\20221002-151169.b\TT61385.D

Injection Date: 02-Oct-2022 14:08:30 Instrument ID: CVOAMS17

Lims ID: 460-266280-A-5 Lab Sample ID: 460-266280-5

Client ID: PZ-23

Operator ID: ALS Bottle#: 18 Worklist Smp#: 19

Purge Vol: 5.000 mL Dil. Factor: 1.0000

Method: 8260W_17 Limit Group: VOA - 8260D Water and Solid

Column: Detector MS SCAN

Library Search Compound Match	CAS#	Library	Entry	Formula	Weight	Q
Ethyl ether	60-29-7	NIST02.L	826	C4H10O	74	90

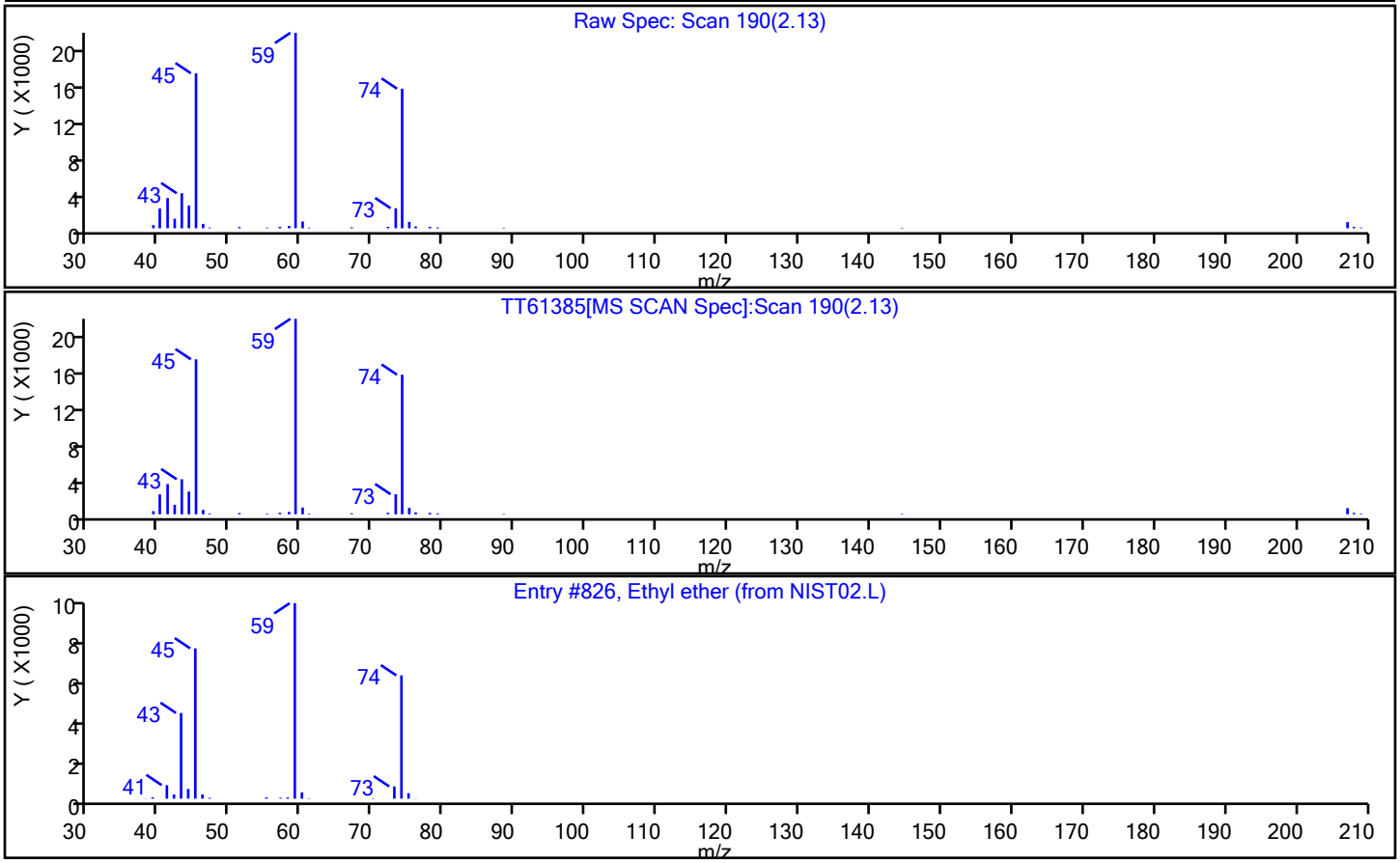

FORM I
GC/MS VOA ORGANICS ANALYSIS DATA SHEET

Lab Name: Eurofins Edison | Job No.: 460-266280-1

SDG No.:

Client Sample ID: MW-43 | Lab Sample ID: 460-266280-6

Matrix: Water | Lab File ID: TT61386.D

Analysis Method: 8260D | Date Collected: 09/22/2022 11:17

Sample wt/vol: 5(mL) | Date Analyzed: 10/02/2022 14:29

Soil Aliquot Vol: | Dilution Factor: 1

Soil Extract Vol.: | GC Column: DB-624 ID: 0.18(mm)

Purge Volume: 5.0(mL) | Heated Purge: (Y/N) N pH:

% Moisture: % Solids: | Level: (low/med) Low

Analysis Batch No.: 869649 | Units: ug/L

CAS NO.	COMPOUND NAME	RESULT	Q	RL	MDL
71-55-6	1,1,1-Trichloroethane	0.24	U	1.0	0.24
79-34-5	1,1,2,2-Tetrachloroethane	0.37	U	1.0	0.37
79-00-5	1,1,2-Trichloroethane	0.20	U	1.0	0.20
75-34-3	1,1-Dichloroethane	0.26	U	1.0	0.26
75-35-4	1,1-Dichloroethene	0.26	U	1.0	0.26
107-06-2	1,2-Dichloroethane	0.43	U	1.0	0.43
78-87-5	1,2-Dichloropropane	0.35	U	1.0	0.35
123-91-1	1,4-Dioxane	69		50	28
78-93-3	2-Butanone	1.9	U	5.0	1.9
591-78-6	2-Hexanone	1.1	U	5.0	1.1
108-10-1	MIBK	1.3	U	5.0	1.3
67-64-1	Acetone	4.4	U	5.0	4.4
71-43-2	Benzene	0.20	U	1.0	0.20
75-27-4	Bromodichloromethane	0.34	U	1.0	0.34
75-25-2	Bromoform	0.54	U	1.0	0.54
74-83-9	Bromomethane	0.55	U	1.0	0.55
75-15-0	Carbon disulfide	0.82	U	1.0	0.82
56-23-5	Carbon tetrachloride	0.21	U	1.0	0.21
108-90-7	Chlorobenzene	0.38	U	1.0	0.38
75-00-3	Chloroethane	0.32	U	1.0	0.32
67-66-3	Chloroform	0.33	U	1.0	0.33
74-87-3	Chloromethane	0.40	U	1.0	0.40
156-59-2	cis-1,2-Dichloroethene	0.22	U	1.0	0.22
10061-01-5	cis-1,3-Dichloropropene	0.22	U	1.0	0.22
124-48-1	Dibromochloromethane	0.28	U	1.0	0.28
100-41-4	Ethylbenzene	0.30	U	1.0	0.30
75-09-2	Methylene Chloride	0.32	U	1.0	0.32
100-42-5	Styrene	0.42	U	1.0	0.42
127-18-4	Tetrachloroethene	0.25	U	1.0	0.25
108-88-3	Toluene	0.38	U	1.0	0.38
156-60-5	trans-1,2-Dichloroethene	0.24	U	1.0	0.24
10061-02-6	trans-1,3-Dichloropropene	0.22	U	1.0	0.22
79-01-6	Trichloroethene	0.31	U	1.0	0.31
75-01-4	Vinyl chloride	0.17	U	1.0	0.17

FORM I
GC/MS VOA ORGANICS ANALYSIS DATA SHEET

Lab Name: Eurofins Edison | Job No.: 460-266280-1

SDG No.:

Client Sample ID: MW-43 | Lab Sample ID: 460-266280-6

Matrix: Water | Lab File ID: TT61386.D

Analysis Method: 8260D | Date Collected: 09/22/2022 11:17

Sample wt/vol: 5(mL) | Date Analyzed: 10/02/2022 14:29

Soil Aliquot Vol: | Dilution Factor: 1

Soil Extract Vol.: | GC Column: DB-624 ID: 0.18(mm)

Purge Volume: 5.0(mL) | Heated Purge: (Y/N) N pH:

% Moisture: % Solids: | Level: (low/med) Low

Analysis Batch No.: 869649 | Units: ug/L

CAS NO.	COMPOUND NAME	RESULT	Q	RL	MDL
1330-20-7	Xylenes, Total	0.65	U	2.0	0.65

CAS NO.	SURROGATE	%REC	Q	LIMITS
17060-07-0	1,2-Dichloroethane-d4 (Surr)	86		70-128
460-00-4	Bromofluorobenzene	105		76-120
1868-53-7	Dibromofluoromethane (Surr)	100		77-124
2037-26-5	Toluene-d8 (Surr)	101		80-120

FORM I
GC/MS VOA ORGANICS ANALYSIS DATA SHEET
TENTATIVELY IDENTIFIED COMPOUNDS

Lab Name: Eurofins Edison | Job No.: 460-266280-1

SDG No.:

Client Sample ID: MW-43 | Lab Sample ID: 460-266280-6

Matrix: Water | Lab File ID: TT61386.D

Analysis Method: 8260D | Date Collected: 09/22/2022 11:17

Sample wt/vol: 5(mL) | Date Analyzed: 10/02/2022 14:29

Soil Aliquot Vol: | Dilution Factor: 1

Soil Extract Vol.: | GC Column: DB-624 ID: 0.18(mm)

Purge Volume: 5.0(mL) | Heated Purge: (Y/N) N pH:

% Moisture: % Solids: | Level: (low/med) Low

Analysis Batch No.: 869649 | Units: ug/L

Number TICs Found: 0 | TIC Result Total: 0

CAS NO.	COMPOUND NAME	RT	RESULT	Q	MATCH QUALITY
	Tentatively Identified Compound		None		

Eurofins Edison
Target Compound Quantitation Report

Data File: \\chromfs\Edison\ChromData\CVOAMS17\20221002-151169.b\TT61386.D
Lims ID: 460-266280-A-6
Client ID: MW-43
Sample Type: Client
Inject. Date: 02-Oct-2022 14:29:30 ALS Bottle#: 19 Worklist Smp#: 20
Purge Vol: 5.000 mL Dil. Factor: 1.0000
Sample Info: 460-266280-A-6
Misc. Info.: 460-0151169-020
Operator ID: Instrument ID: CVOAMS17

Method: \\chromfs\Edison\ChromData\CVOAMS17\20221002-151169.b\8260W_17.m
Limit Group: VOA - 8260D Water and Solid
Last Update: 03-Oct-2022 18:44:58 Calib Date: 01-Sep-2022 11:22:30
Integrator: RTE ID Type: Deconvolution ID
Quant Method: Internal Standard Quant By: Initial Calibration
Last ICal File: \\chromfs\Edison\ChromData\CVOAMS17\20220901-149891.b\TT59897.D

Column 1 : DB-624 (0.18 mm) Det: MS Quad
Process Host: CTX1677

First Level Reviewer: C1JX Date: 02-Oct-2022 15:19:20

Compound	Sig	RT (min.)	Exp RT (min.)	Dlt RT (min.)	Q	Response	OnCol Amt ug/l	Flags
* 31 TBA-d9 (IS)	66	2.720	2.708	0.012	0	41189	1000.0	
* 42 2-Butanone-d5	46	3.677	3.683	-0.006	0	322926	250.0	
$ 55 Dibromofluoromethane (Surr)	113	4.122	4.122	0.000	98	149003	50.0	
$ 61 1,2-Dichloroethane-d4 (Surr)	65	4.445	4.445	0.000	0	161356	43.1	
* 66 Fluorobenzene	96	4.701	4.701	0.000	99	575480	50.0	
* 72 1,4-Dioxane-d8	96	5.396	5.378	0.018	0	20660	1000.0	
75 1,4-Dioxane	88	5.439	5.427	0.012	17	2149	69.1	a
$ 83 Toluene-d8 (Surr)	98	6.305	6.304	0.000	99	531438	50.4	
* 94 Chlorobenzene-d5	117	8.042	8.042	0.000	86	409283	50.0	
$ 105 4-Bromofluorobenzene	174	9.560	9.554	0.006	95	167208	52.6	
* 121 1,4-Dichlorobenzene-d4	152	10.755	10.755	0.000	95	233510	50.0	

QC Flag Legend

Processing Flags
Review Flags
a - User Assigned ID

Reagents:

VOA6IS/SURR_00061 Amount Added: 5.00 Units: uL Run Reagent

Report Date: 03-Oct-2022 18:44:58 Chrom Revision: 2.3 28-Sep-2022 12:57:42

Eurofins Edison

Data File: \\chromfs\Edison\ChromData\CVOAMS17\20221002-151169.b\TT61386.D

Injection Date: 02-Oct-2022 14:29:30 Instrument ID: CVOAMS17

Lims ID: 460-266280-A-6 Lab Sample ID: 460-266280-6

Client ID: MW-43

Operator ID: ALS Bottle#: 19 Worklist Smp#: 20

Purge Vol: 5.000 mL Dil. Factor: 1.0000

Method: 8260W_17 Limit Group: VOA - 8260D Water and Solid

Column: DB-624 (0.18 mm)

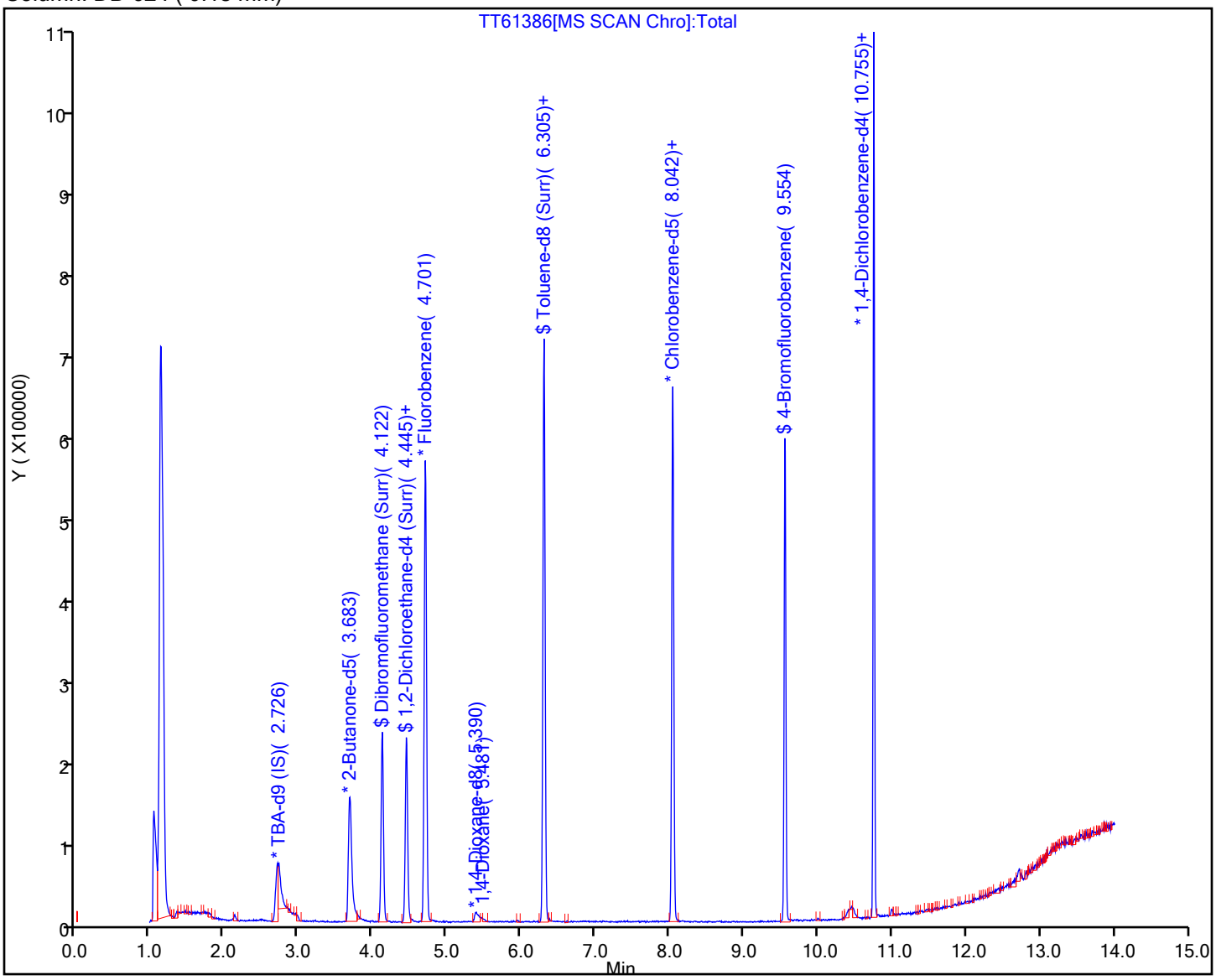

Eurofins Edison
Recovery Report

Data File: \\chromfs\Edison\ChromData\CVOAMS17\20221002-151169.b\TT61386.D
Lims ID: 460-266280-A-6
Client ID: MW-43
Sample Type: Client
Inject. Date: 02-Oct-2022 14:29:30 ALS Bottle#: 19 Worklist Smp#: 20
Purge Vol: 5.000 mL Dil. Factor: 1.0000
Sample Info: 460-266280-A-6
Misc. Info.: 460-0151169-020
Operator ID: Instrument ID: CVOAMS17

Method: \\chromfs\Edison\ChromData\CVOAMS17\20221002-151169.b\8260W_17.m
Limit Group: VOA - 8260D Water and Solid
Last Update: 03-Oct-2022 18:44:58 Calib Date: 01-Sep-2022 11:22:30
Integrator: RTE ID Type: Deconvolution ID
Quant Method: Internal Standard Quant By: Initial Calibration
Last ICal File: \\chromfs\Edison\ChromData\CVOAMS17\20220901-149891.b\TT59897.D

Column 1 : DB-624 (0.18 mm) Det: MS Quad
Process Host: CTX1677

First Level Reviewer: C1JX Date: 02-Oct-2022 15:19:20

Compound	Amount Added	Amount Recovered	% Rec.
$ 55 Dibromofluoromethane (Surr)	50.0	50.0	99.93
$ 61 1,2-Dichloroethane-d4 (Surr)	50.0	43.1	86.18
$ 83 Toluene-d8 (Surr)	50.0	50.4	100.81
$ 105 4-Bromofluorobenzene	50.0	52.6	105.14

Eurofins Edison

Data File: \\chromfs\Edison\ChromData\CVOAMS17\20221002-151169.b\TT61386.D
Injection Date: 02-Oct-2022 14:29:30 Instrument ID: CVOAMS17
Lims ID: 460-266280-A-6 Lab Sample ID: 460-266280-6
Client ID: MW-43
Operator ID: ALS Bottle#: 19 Worklist Smp#: 20
Purge Vol: 5.000 mL Dil. Factor: 1.0000
Method: 8260W_17 Limit Group: VOA - 8260D Water and Solid
Column: DB-624 (0.18 mm) Detector MS Quad

75 1,4-Dioxane, CAS: 123-91-1

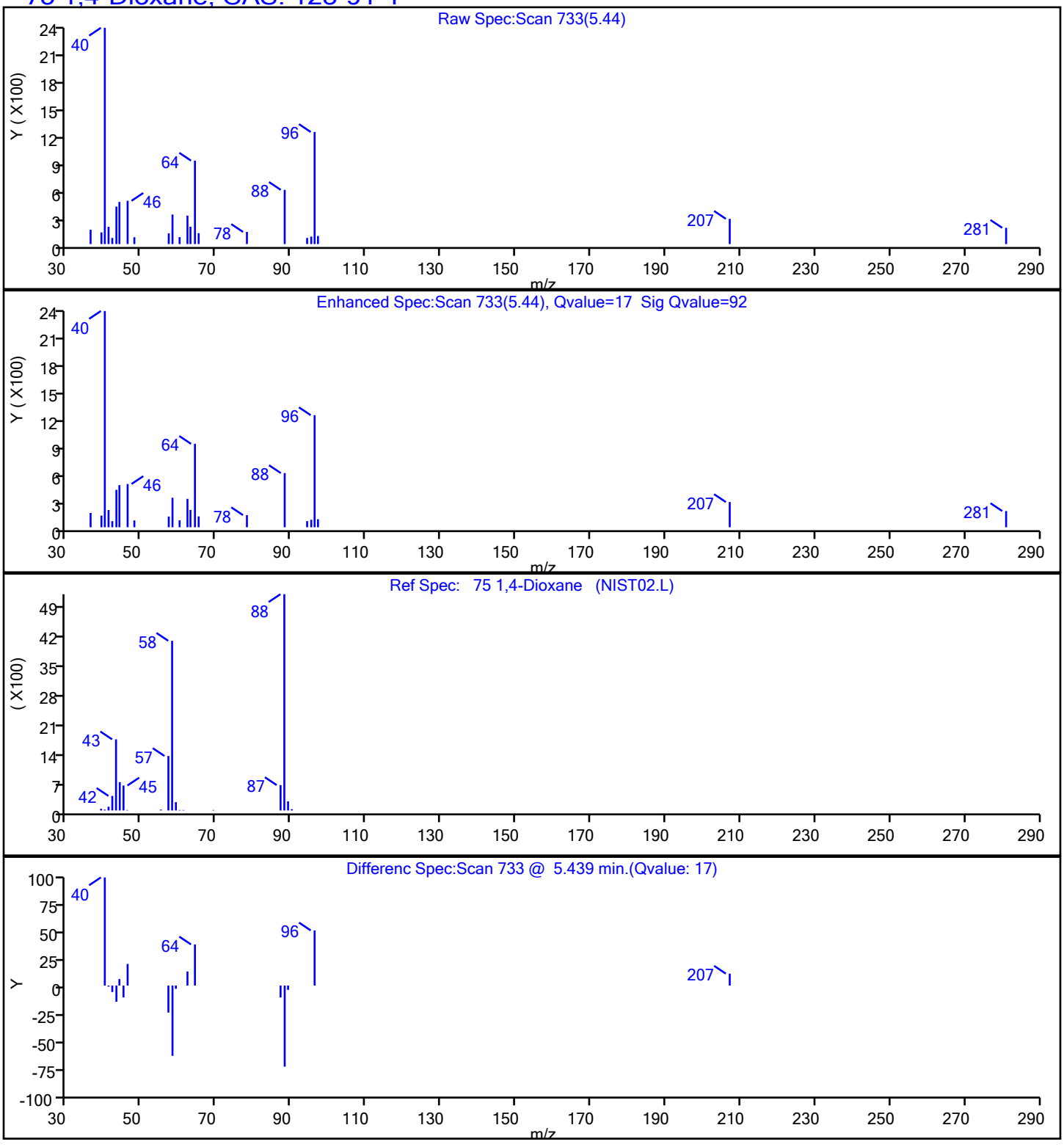

Manual Integration/User Assign Peak Report

Eurofins Edison

Data File:	\\chromfs\Edison\ChromData\CVOAMS17\20221002-151169.b\TT61386.D				
Injection Date:	02-Oct-2022 14:29:30	Instrument ID:	CVOAMS17		
Lims ID:	460-266280-A-6	Lab Sample ID:	460-266280-6		
Client ID:	MW-43				
Operator ID:		ALS Bottle#:	19	Worklist Smp#:	20
Purge Vol:	5.000 mL	Dil. Factor:	1.0000		
Method:	8260W_17	Limit Group:	VOA - 8260D Water and Solid		
Column:	DB-624 (0.18 mm)	Detector	MS Quad		

75 1,4-Dioxane, CAS: 123-91-1

Signal: 1

Not Detected
Expected RT: 5.43

Processing Integration Results

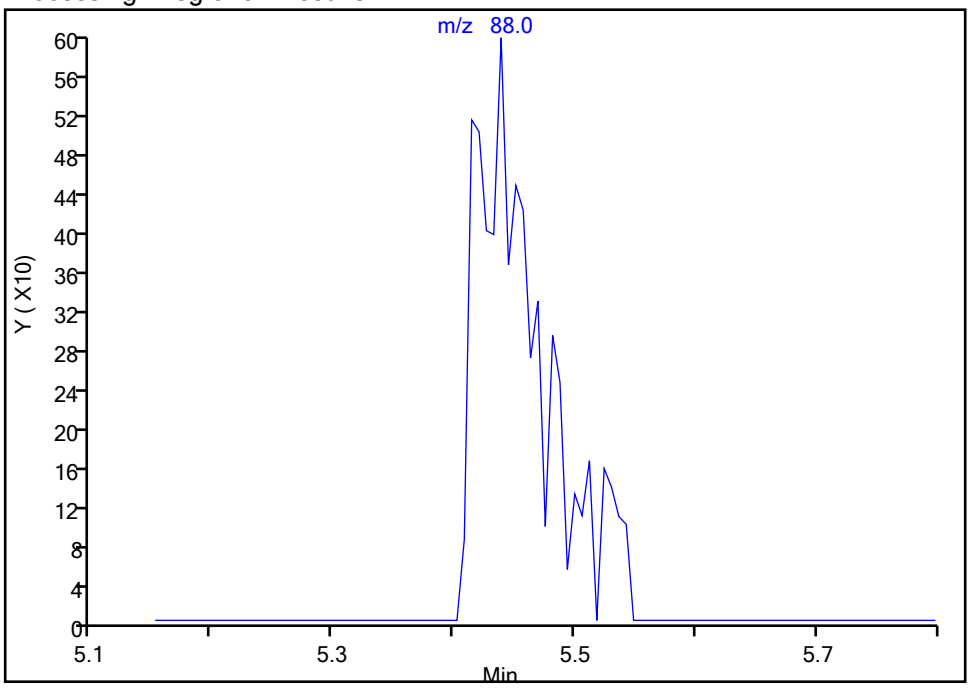

Manual Integration Results

RT: 5.44
Area: 2149
Amount: 69.146133
Amount Units: ug/l

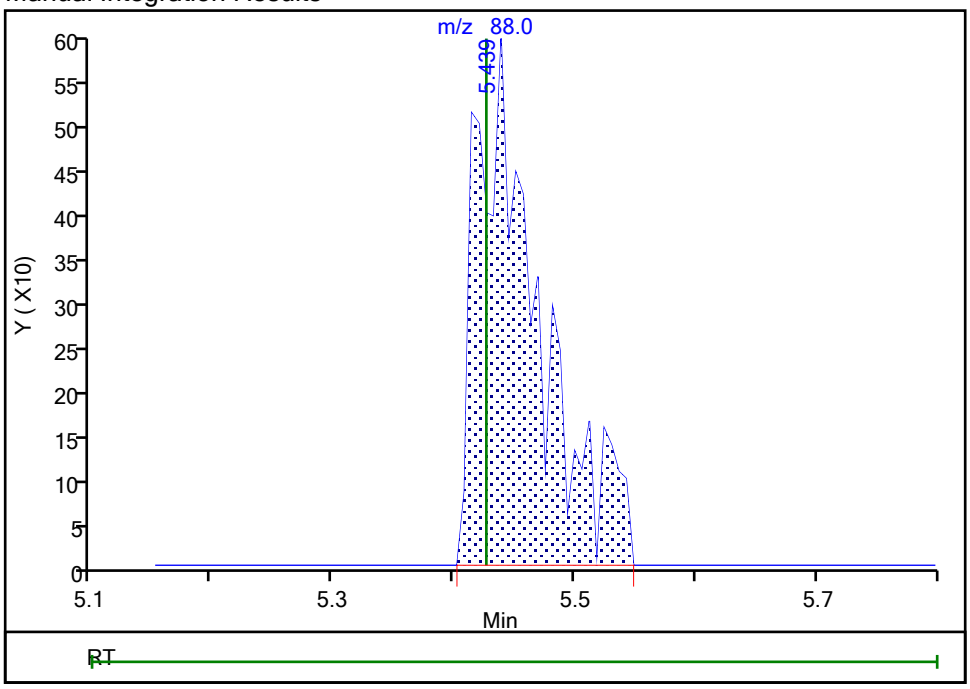

Reviewer: W9CM, 03-Oct-2022 18:44:38
Audit Action: Assigned Compound ID Audit Reason: Peak assignment corrected

FORM I
GC/MS VOA ORGANICS ANALYSIS DATA SHEET

Lab Name: Eurofins Edison | Job No.: 460-266280-1

SDG No.:

Client Sample ID: MW-24 | Lab Sample ID: 460-266280-7

Matrix: Water | Lab File ID: TT61387.D

Analysis Method: 8260D | Date Collected: 09/22/2022 11:45

Sample wt/vol: 5(mL) | Date Analyzed: 10/02/2022 14:50

Soil Aliquot Vol: | Dilution Factor: 1

Soil Extract Vol.: | GC Column: DB-624 ID: 0.18(mm)

Purge Volume: 5.0(mL) | Heated Purge: (Y/N) N pH:

% Moisture: % Solids: | Level: (low/med) Low

Analysis Batch No.: 869649 | Units: ug/L

CAS NO.	COMPOUND NAME	RESULT	Q	RL	MDL
71-55-6	1,1,1-Trichloroethane	0.24	U	1.0	0.24
79-34-5	1,1,2,2-Tetrachloroethane	0.37	U	1.0	0.37
79-00-5	1,1,2-Trichloroethane	0.20	U	1.0	0.20
75-34-3	1,1-Dichloroethane	0.26	U	1.0	0.26
75-35-4	1,1-Dichloroethene	0.26	U	1.0	0.26
107-06-2	1,2-Dichloroethane	0.43	U	1.0	0.43
78-87-5	1,2-Dichloropropane	0.35	U	1.0	0.35
123-91-1	1,4-Dioxane	28	U	50	28
78-93-3	2-Butanone	1.9	U	5.0	1.9
591-78-6	2-Hexanone	1.1	U	5.0	1.1
108-10-1	MIBK	1.3	U	5.0	1.3
67-64-1	Acetone	4.4	U	5.0	4.4
71-43-2	Benzene	0.58	J	1.0	0.20
75-27-4	Bromodichloromethane	0.34	U	1.0	0.34
75-25-2	Bromoform	0.54	U	1.0	0.54
74-83-9	Bromomethane	0.55	U	1.0	0.55
75-15-0	Carbon disulfide	0.82	U	1.0	0.82
56-23-5	Carbon tetrachloride	0.21	U	1.0	0.21
108-90-7	Chlorobenzene	31		1.0	0.38
75-00-3	Chloroethane	0.32	U	1.0	0.32
67-66-3	Chloroform	0.33	U	1.0	0.33
74-87-3	Chloromethane	0.40	U	1.0	0.40
156-59-2	cis-1,2-Dichloroethene	67		1.0	0.22
10061-01-5	cis-1,3-Dichloropropene	0.22	U	1.0	0.22
124-48-1	Dibromochloromethane	0.28	U	1.0	0.28
100-41-4	Ethylbenzene	0.30	U	1.0	0.30
75-09-2	Methylene Chloride	0.32	U	1.0	0.32
100-42-5	Styrene	0.42	U	1.0	0.42
127-18-4	Tetrachloroethene	0.25	U	1.0	0.25
108-88-3	Toluene	0.38	U	1.0	0.38
156-60-5	trans-1,2-Dichloroethene	34		1.0	0.24
10061-02-6	trans-1,3-Dichloropropene	0.22	U	1.0	0.22
79-01-6	Trichloroethene	2.1		1.0	0.31
75-01-4	Vinyl chloride	2.1		1.0	0.17

FORM I
GC/MS VOA ORGANICS ANALYSIS DATA SHEET

Lab Name: Eurofins Edison | Job No.: 460-266280-1

SDG No.:

Client Sample ID: MW-24 | Lab Sample ID: 460-266280-7

Matrix: Water | Lab File ID: TT61387.D

Analysis Method: 8260D | Date Collected: 09/22/2022 11:45

Sample wt/vol: 5(mL) | Date Analyzed: 10/02/2022 14:50

Soil Aliquot Vol: | Dilution Factor: 1

Soil Extract Vol.: | GC Column: DB-624 ID: 0.18(mm)

Purge Volume: 5.0(mL) | Heated Purge: (Y/N) N pH:

% Moisture: % Solids: | Level: (low/med) Low

Analysis Batch No.: 869649 | Units: ug/L

CAS NO.	COMPOUND NAME	RESULT	Q	RL	MDL
1330-20-7	Xylenes, Total	0.65	U	2.0	0.65

CAS NO.	SURROGATE	%REC	Q	LIMITS
17060-07-0	1,2-Dichloroethane-d4 (Surr)	84		70-128
460-00-4	Bromofluorobenzene	107		76-120
1868-53-7	Dibromofluoromethane (Surr)	100		77-124
2037-26-5	Toluene-d8 (Surr)	102		80-120

FORM I
GC/MS VOA ORGANICS ANALYSIS DATA SHEET
TENTATIVELY IDENTIFIED COMPOUNDS

Lab Name: Eurofins Edison | Job No.: 460-266280-1

SDG No.:

Client Sample ID: MW-24 | Lab Sample ID: 460-266280-7

Matrix: Water | Lab File ID: TT61387.D

Analysis Method: 8260D | Date Collected: 09/22/2022 11:45

Sample wt/vol: 5(mL) | Date Analyzed: 10/02/2022 14:50

Soil Aliquot Vol: | Dilution Factor: 1

Soil Extract Vol.: | GC Column: DB-624 ID: 0.18(mm)

Purge Volume: 5.0(mL) | Heated Purge: (Y/N) N pH:

% Moisture: % Solids: | Level: (low/med) Low

Analysis Batch No.: 869649 | Units: ug/L

Number TICs Found: 0 | TIC Result Total: 0

CAS NO.	COMPOUND NAME	RT	RESULT	Q	MATCH QUALITY
	Tentatively Identified Compound		None		

Eurofins Edison
Target Compound Quantitation Report

Data File: \\chromfs\Edison\ChromData\CVOAMS17\20221002-151169.b\TT61387.D
Lims ID: 460-266280-A-7
Client ID: MW-24
Sample Type: Client
Inject. Date: 02-Oct-2022 14:50:30 ALS Bottle#: 20 Worklist Smp#: 21
Purge Vol: 5.000 mL Dil. Factor: 1.0000
Sample Info: 460-266280-A-7
Misc. Info.: 460-0151169-021
Operator ID: Instrument ID: CVOAMS17

Method: \\chromfs\Edison\ChromData\CVOAMS17\20221002-151169.b\8260W_17.m
Limit Group: VOA - 8260D Water and Solid
Last Update: 03-Oct-2022 18:45:59 Calib Date: 01-Sep-2022 11:22:30
Integrator: RTE ID Type: Deconvolution ID
Quant Method: Internal Standard Quant By: Initial Calibration
Last ICal File: \\chromfs\Edison\ChromData\CVOAMS17\20220901-149891.b\TT59897.D

Column 1 : DB-624 (0.18 mm) Det: MS Quad
Process Host: CTX1677

First Level Reviewer: C1JX Date: 02-Oct-2022 15:19:42

Compound	Sig	RT (min.)	Exp RT (min.)	Dlt RT (min.)	Q	Response	OnCol Amt ug/l	Flags
7 Vinyl chloride	62	1.500	1.494	0.006	98	14039	2.13	
* 31 TBA-d9 (IS)	66	2.714	2.708	0.006	0	41357	1000.0	
34 trans-1,2-Dichloroethene	96	2.872	2.866	0.006	96	170478	33.5	
* 42 2-Butanone-d5	46	3.689	3.683	0.006	0	306838	250.0	
44 cis-1,2-Dichloroethene	96	3.707	3.707	0.000	98	368824	67.0	
$ 55 Dibromofluoromethane (Surr)	113	4.122	4.122	0.000	98	149948	50.2	
60 Benzene	78	4.433	4.427	0.006	45	11539	0.5810	
$ 61 1,2-Dichloroethane-d4 (Surr)	65	4.445	4.445	0.000	0	157089	41.9	
* 66 Fluorobenzene	96	4.701	4.701	0.000	99	576267	50.0	
68 Trichloroethene	95	5.030	5.036	-0.006	98	10631	2.12	
* 72 1,4-Dioxane-d8	96	5.384	5.378	0.006	0	20800	1000.0	M
$ 83 Toluene-d8 (Surr)	98	6.304	6.304	0.000	99	525347	50.9	
* 94 Chlorobenzene-d5	117	8.042	8.042	0.000	86	400431	50.0	
95 Chlorobenzene	112	8.078	8.079	0.000	95	375140	31.4	
$ 105 4-Bromofluorobenzene	174	9.560	9.554	0.006	95	167074	53.7	
* 121 1,4-Dichlorobenzene-d4	152	10.755	10.755	0.000	95	230149	50.0	

QC Flag Legend

Processing Flags
Review Flags
M - Manually Integrated

Reagents:

VOA6IS/SURR_00061 Amount Added: 5.00 Units: uL Run Reagent

Report Date: 03-Oct-2022 18:46:00 Chrom Revision: 2.3 28-Sep-2022 12:57:42

Eurofins Edison

Data File: \\chromfs\Edison\ChromData\CVOAMS17\20221002-151169.b\TT61387.D

Injection Date: 02-Oct-2022 14:50:30 Instrument ID: CVOAMS17

Lims ID: 460-266280-A-7 Lab Sample ID: 460-266280-7

Client ID: MW-24

Operator ID: ALS Bottle#: 20 Worklist Smp#: 21

Purge Vol: 5.000 mL Dil. Factor: 1.0000

Method: 8260W_17 Limit Group: VOA - 8260D Water and Solid

Column: DB-624 (0.18 mm)

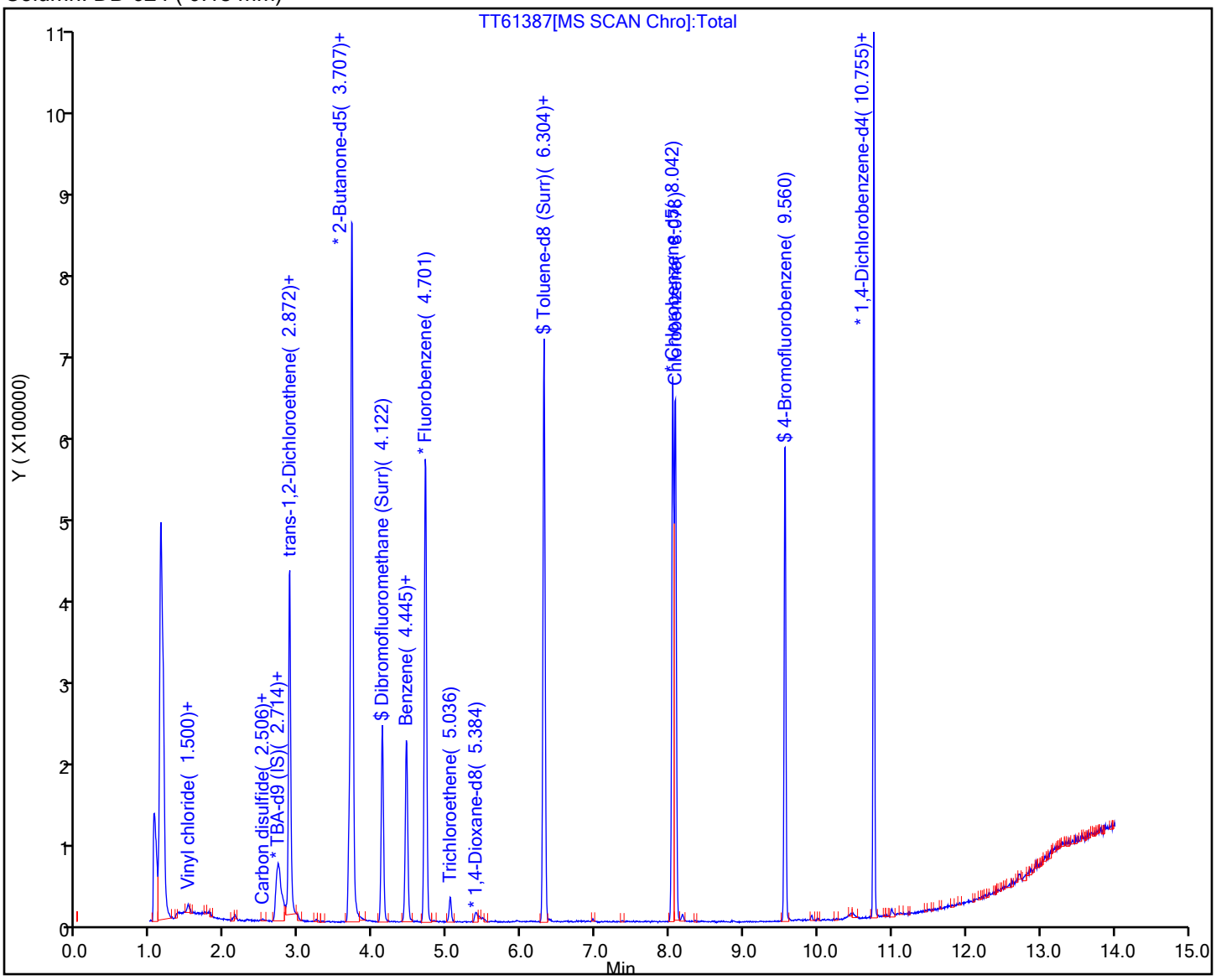

Eurofins Edison
Recovery Report

Data File: \\chromfs\Edison\ChromData\CVOAMS17\20221002-151169.b\TT61387.D
Lims ID: 460-266280-A-7
Client ID: MW-24
Sample Type: Client
Inject. Date: 02-Oct-2022 14:50:30 ALS Bottle#: 20 Worklist Smp#: 21
Purge Vol: 5.000 mL Dil. Factor: 1.0000
Sample Info: 460-266280-A-7
Misc. Info.: 460-0151169-021
Operator ID: Instrument ID: CVOAMS17

Method: \\chromfs\Edison\ChromData\CVOAMS17\20221002-151169.b\8260W_17.m
Limit Group: VOA - 8260D Water and Solid
Last Update: 03-Oct-2022 18:45:59 Calib Date: 01-Sep-2022 11:22:30
Integrator: RTE ID Type: Deconvolution ID
Quant Method: Internal Standard Quant By: Initial Calibration
Last ICal File: \\chromfs\Edison\ChromData\CVOAMS17\20220901-149891.b\TT59897.D

Column 1 : DB-624 (0.18 mm) Det: MS Quad
Process Host: CTX1677

First Level Reviewer: C1JX Date: 02-Oct-2022 15:19:42

Compound	Amount Added	Amount Recovered	% Rec.
$ 55 Dibromofluoromethane (Surr)	50.0	50.2	100.42
$ 61 1,2-Dichloroethane-d4 (Surr)	50.0	41.9	83.79
$ 83 Toluene-d8 (Surr)	50.0	50.9	101.86
$ 105 4-Bromofluorobenzene	50.0	53.7	107.38

Eurofins Edison

Data File: \\chromfs\Edison\ChromData\CVOAMS17\20221002-151169.b\TT61387.D
Injection Date: 02-Oct-2022 14:50:30 Instrument ID: CVOAMS17
Lims ID: 460-266280-A-7 Lab Sample ID: 460-266280-7
Client ID: MW-24
Operator ID: ALS Bottle#: 20 Worklist Smp#: 21
Purge Vol: 5.000 mL Dil. Factor: 1.0000
Method: 8260W_17 Limit Group: VOA - 8260D Water and Solid
Column: DB-624 (0.18 mm) Detector MS Quad

60 Benzene, CAS: 71-43-2

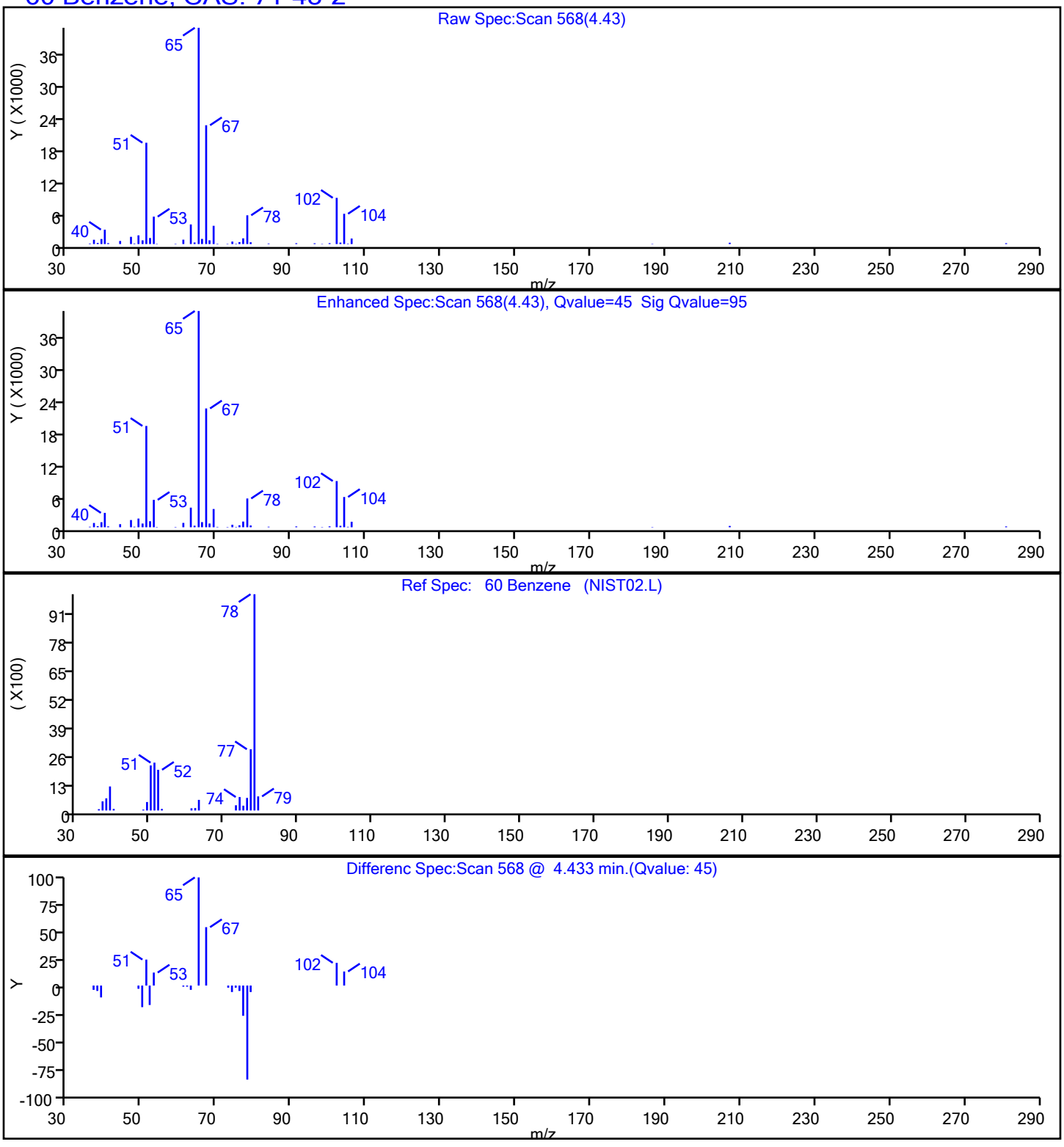

Report Date: 03-Oct-2022 18:46:00 Chrom Revision: 2.3 28-Sep-2022 12:57:42

Eurofins Edison

Data File: \\chromfs\Edison\ChromData\CVOAMS17\20221002-151169.b\TT61387.D

Injection Date:	02-Oct-2022 14:50:30	Instrument ID:	CVOAMS17
Lims ID:	460-266280-A-7	Lab Sample ID:	460-266280-7
Client ID:	MW-24		
Operator ID:		ALS Bottle#:	20 Worklist Smp#: 21
Purge Vol:	5.000 mL	Dil. Factor:	1.0000
Method:	8260W_17	Limit Group:	VOA - 8260D Water and Solid
Column:	DB-624 (0.18 mm)	Detector	MS Quad

95 Chlorobenzene, CAS: 108-90-7

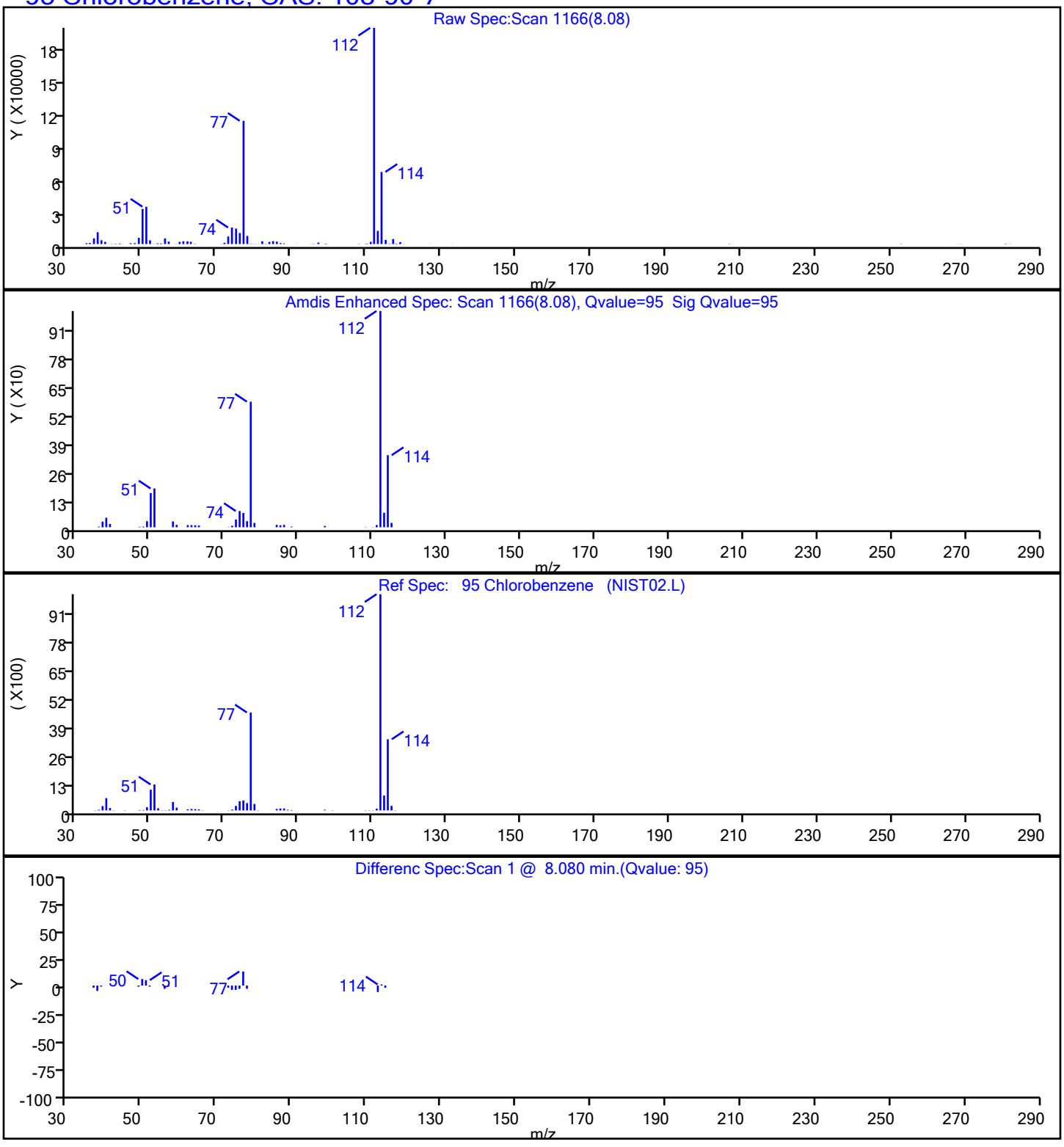

Eurofins Edison

Data File: \\chromfs\Edison\ChromData\CVOAMS17\20221002-151169.b\TT61387.D
Injection Date: 02-Oct-2022 14:50:30 Instrument ID: CVOAMS17
Lims ID: 460-266280-A-7 Lab Sample ID: 460-266280-7
Client ID: MW-24
Operator ID: ALS Bottle#: 20 Worklist Smp#: 21
Purge Vol: 5.000 mL Dil. Factor: 1.0000
Method: 8260W_17 Limit Group: VOA - 8260D Water and Solid
Column: DB-624 (0.18 mm) Detector MS Quad

44 cis-1,2-Dichloroethene, CAS: 156-59-2

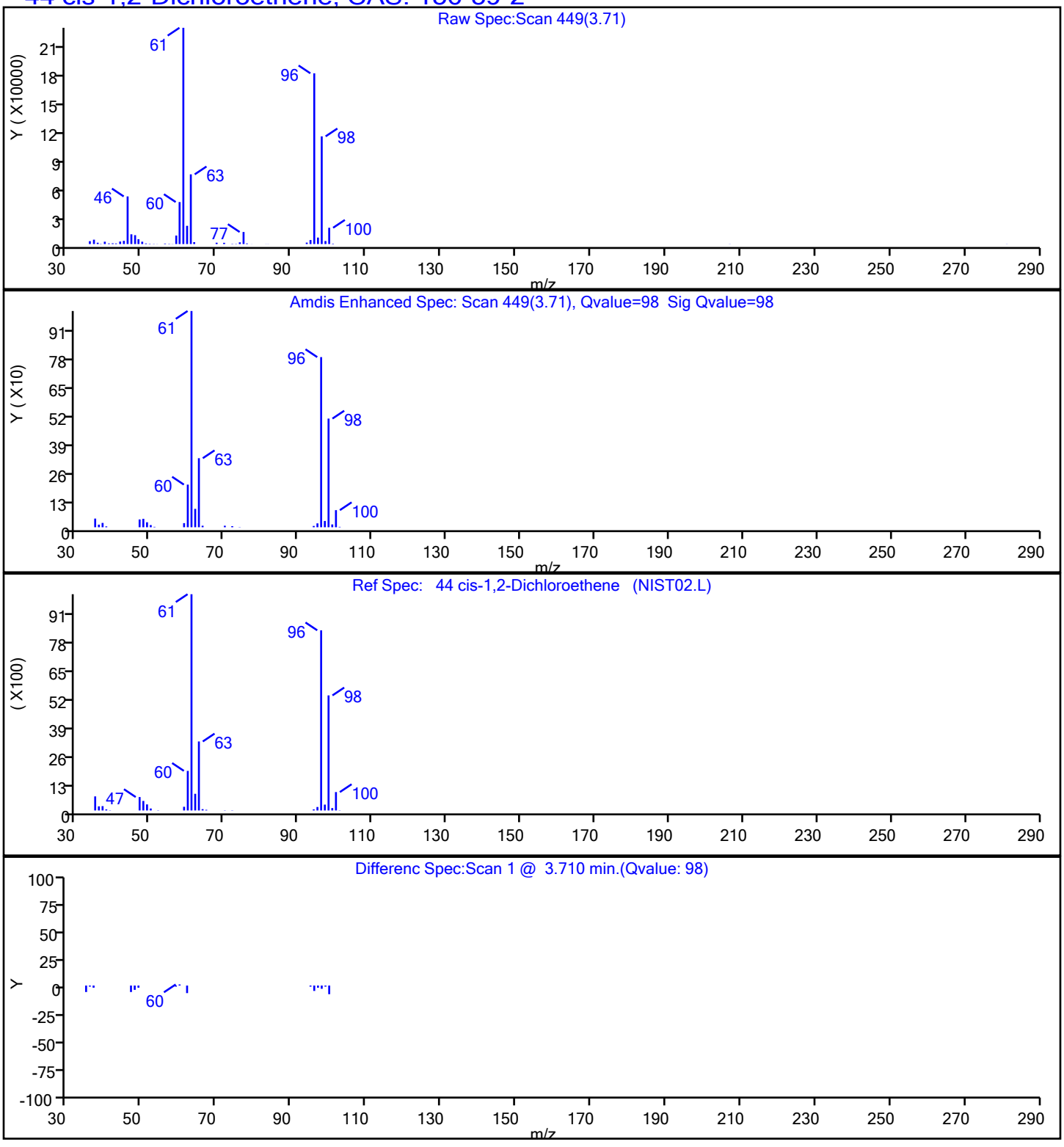

Report Date: 03-Oct-2022 18:46:00 Chrom Revision: 2.3 28-Sep-2022 12:57:42

Eurofins Edison

Data File: \\chromfs\Edison\ChromData\CVOAMS17\20221002-151169.b\TT61387.D

Injection Date:	02-Oct-2022 14:50:30	Instrument ID:	CVOAMS17
Lims ID:	460-266280-A-7	Lab Sample ID:	460-266280-7
Client ID:	MW-24		
Operator ID:		ALS Bottle#:	20 Worklist Smp#: 21
Purge Vol:	5.000 mL	Dil. Factor:	1.0000
Method:	8260W_17	Limit Group:	VOA - 8260D Water and Solid
Column:	DB-624 (0.18 mm)	Detector	MS Quad

34 trans-1,2-Dichloroethene, CAS: 156-60-5

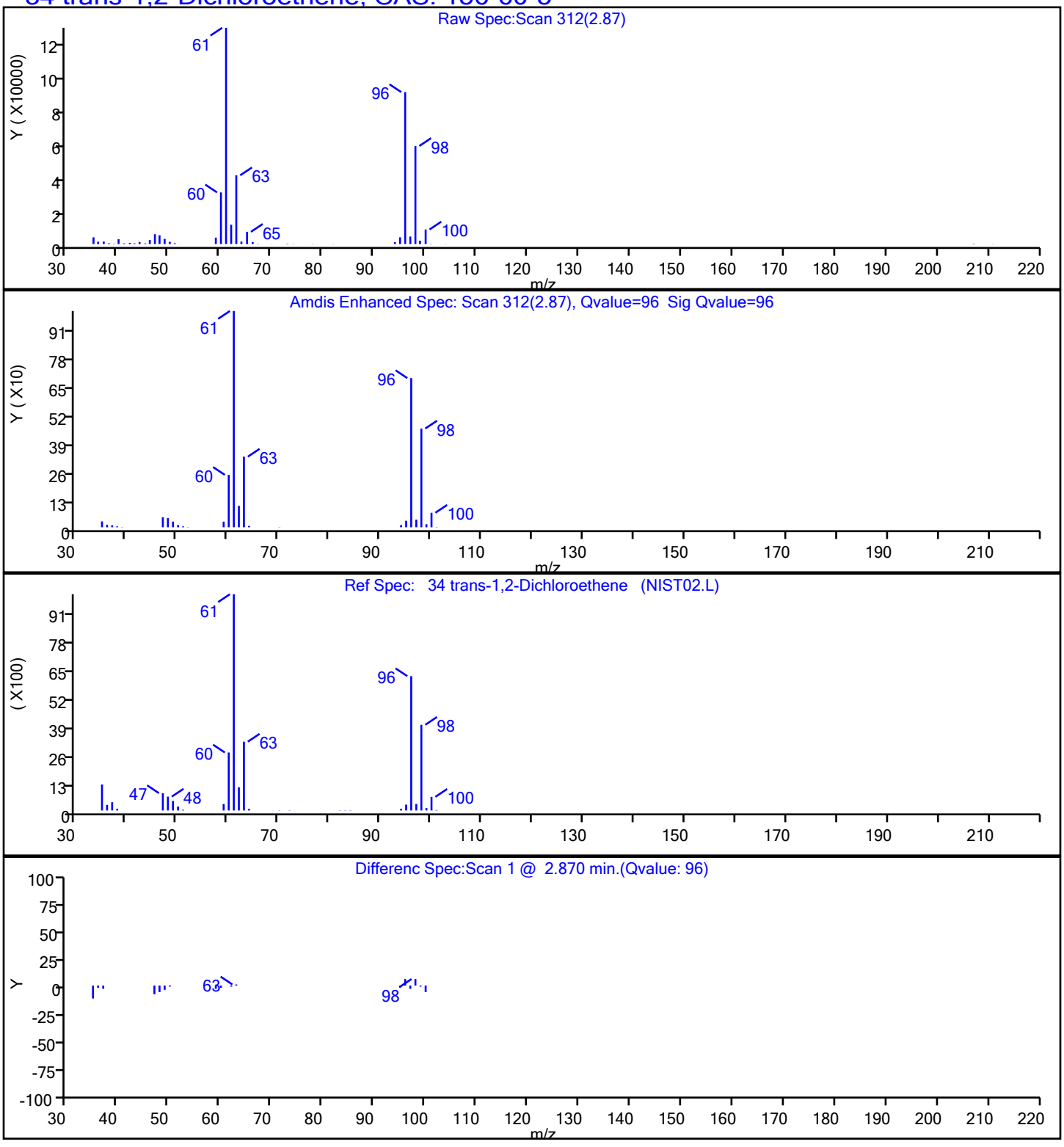

Report Date: 03-Oct-2022 18:46:00 Chrom Revision: 2.3 28-Sep-2022 12:57:42

Eurofins Edison

Data File: \\chromfs\Edison\ChromData\CVOAMS17\20221002-151169.b\TT61387.D

Injection Date:	02-Oct-2022 14:50:30	Instrument ID:	CVOAMS17
Lims ID:	460-266280-A-7	Lab Sample ID:	460-266280-7
Client ID:	MW-24		
Operator ID:		ALS Bottle#:	20 Worklist Smp#: 21
Purge Vol:	5.000 mL	Dil. Factor:	1.0000
Method:	8260W_17	Limit Group:	VOA - 8260D Water and Solid
Column:	DB-624 (0.18 mm)	Detector	MS Quad

68 Trichloroethene, CAS: 79-01-6

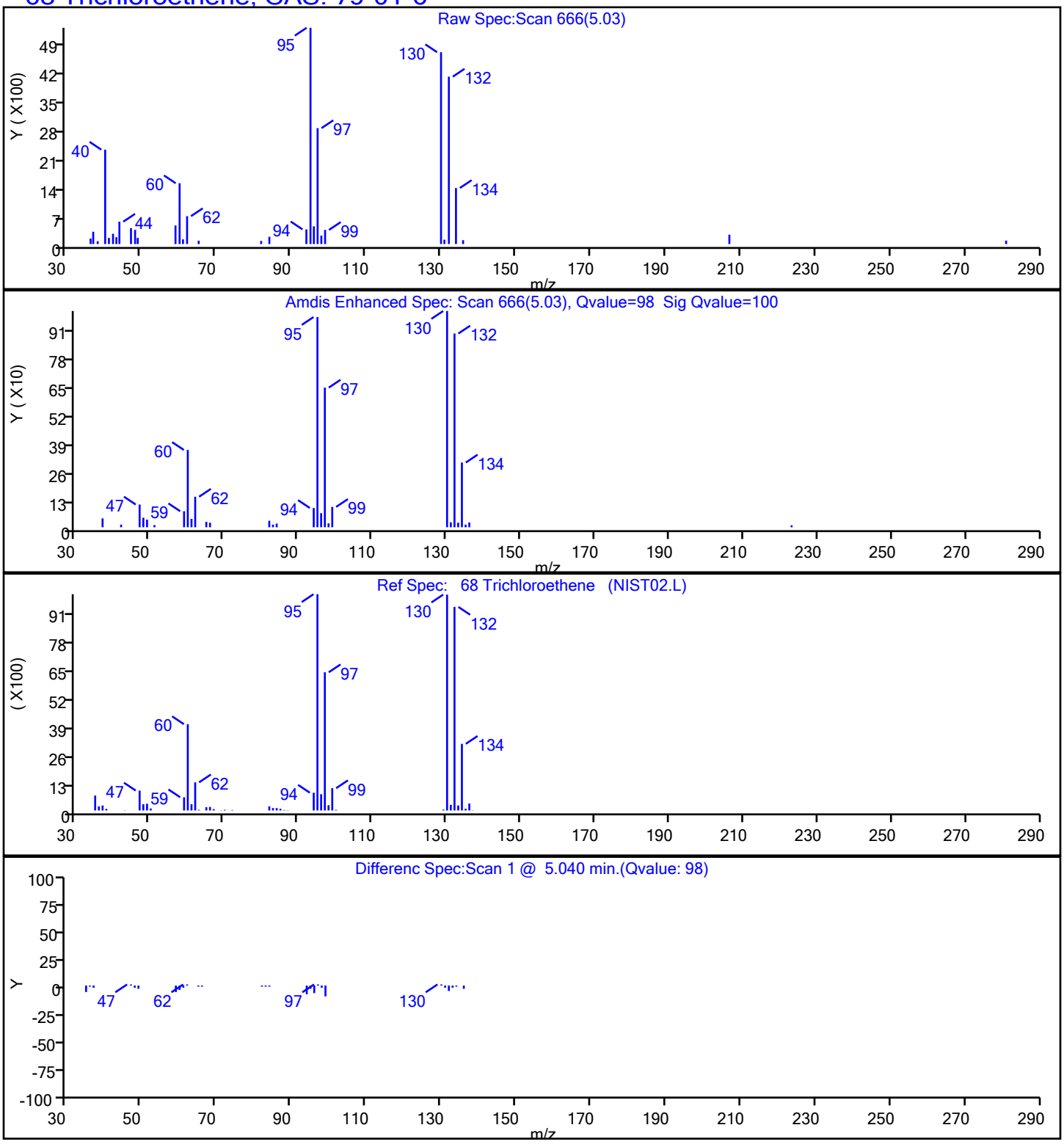

Report Date: 03-Oct-2022 18:46:00 Chrom Revision: 2.3 28-Sep-2022 12:57:42

Eurofins Edison

Data File: \\chromfs\Edison\ChromData\CVOAMS17\20221002-151169.b\TT61387.D

Injection Date:	02-Oct-2022 14:50:30	Instrument ID:	CVOAMS17		
Lims ID:	460-266280-A-7	Lab Sample ID:	460-266280-7		
Client ID:	MW-24				
Operator ID:		ALS Bottle#:	20	Worklist Smp#:	21
Purge Vol:	5.000 mL	Dil. Factor:	1.0000		
Method:	8260W_17	Limit Group:	VOA - 8260D Water and Solid		
Column:	DB-624 (0.18 mm)	Detector	MS Quad		

7 Vinyl chloride, CAS: 75-01-4

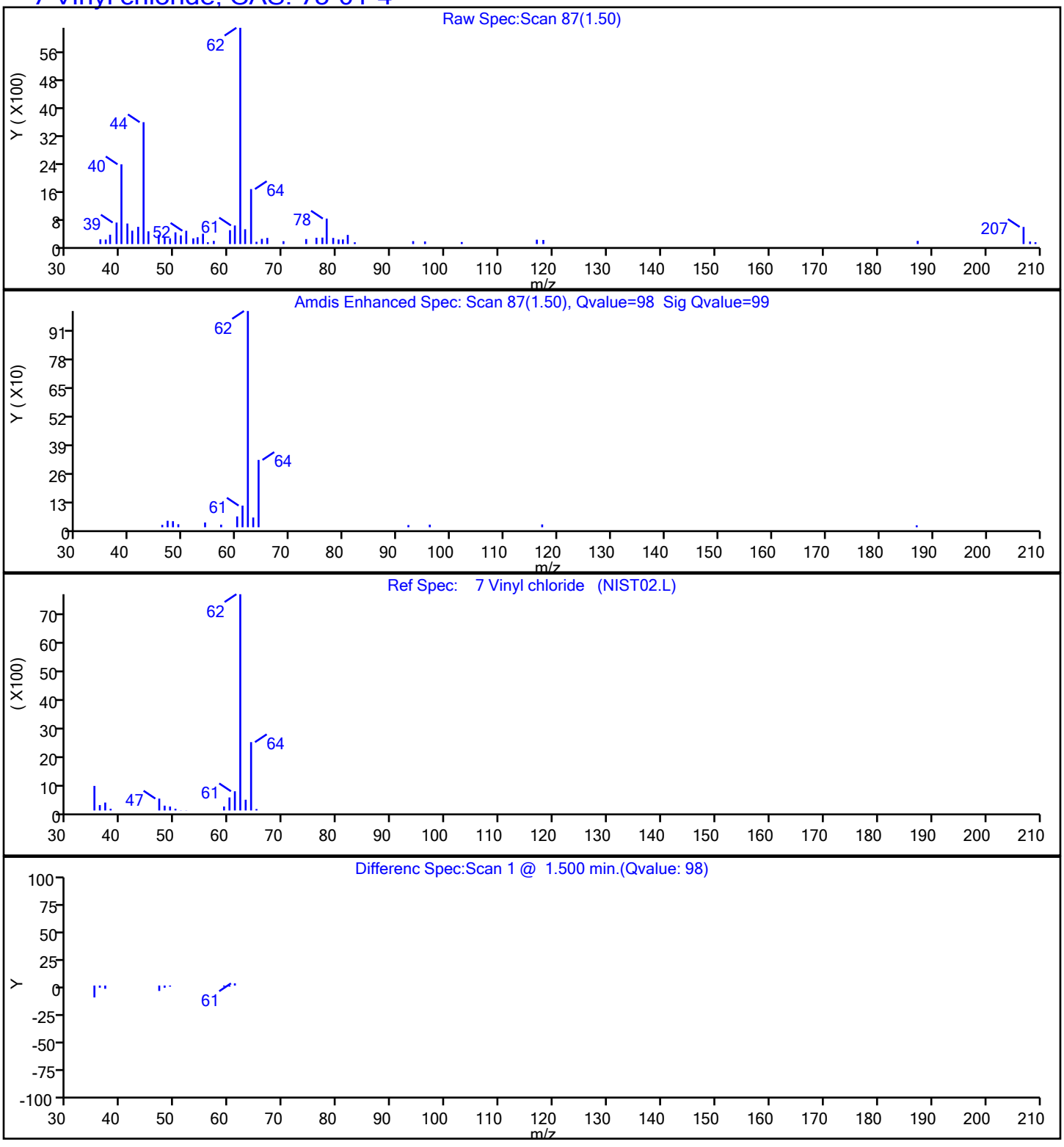

Manual Integration/User Assign Peak Report

Eurofins Edison

Data File:	\\chromfs\Edison\ChromData\CVOAMS17\20221002-151169.b\TT61387.D				
Injection Date:	02-Oct-2022 14:50:30	Instrument ID:	CVOAMS17		
Lims ID:	460-266280-A-7	Lab Sample ID:	460-266280-7		
Client ID:	MW-24				
Operator ID:		ALS Bottle#:	20	Worklist Smp#:	21
Purge Vol:	5.000 mL	Dil. Factor:	1.0000		
Method:	8260W_17	Limit Group:	VOA - 8260D Water and Solid		
Column:	DB-624 (0.18 mm)	Detector	MS Quad		

* 72 1,4-Dioxane-d8, CAS: 17647-74-4

Signal: 1

Processing Integration Results

RT: 5.38
Area: 16748
Amount: 1000.0000
Amount Units: ug/l

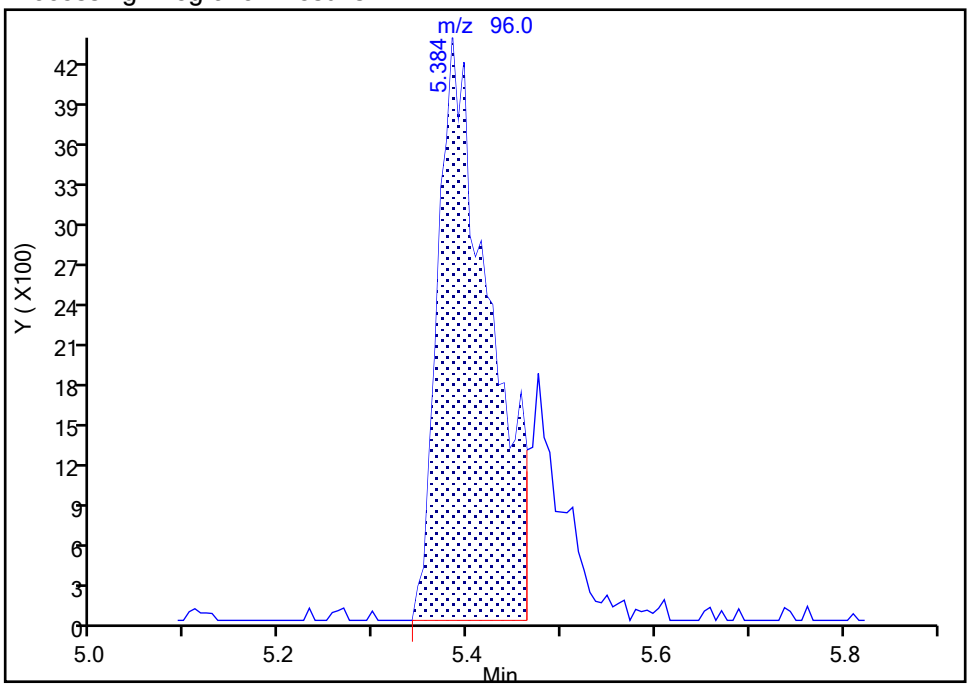

Manual Integration Results

RT: 5.38
Area: 20800
Amount: 1000.0000
Amount Units: ug/l

Reviewer: W9CM, 03-Oct-2022 18:45:29
Audit Action: Manually Integrated Audit Reason: Incomplete Integration

FORM I
GC/MS VOA ORGANICS ANALYSIS DATA SHEET

Lab Name: Eurofins Edison | Job No.: 460-266280-1

SDG No.:

Client Sample ID: MW-71 | Lab Sample ID: 460-266280-8

Matrix: Water | Lab File ID: TT61388.D

Analysis Method: 8260D | Date Collected: 09/22/2022 12:05

Sample wt/vol: 5(mL) | Date Analyzed: 10/02/2022 15:11

Soil Aliquot Vol: | Dilution Factor: 1

Soil Extract Vol.: | GC Column: DB-624 ID: 0.18(mm)

Purge Volume: 5.0(mL) | Heated Purge: (Y/N) N pH:

% Moisture: % Solids: | Level: (low/med) Low

Analysis Batch No.: 869649 | Units: ug/L

CAS NO.	COMPOUND NAME	RESULT	Q	RL	MDL
71-55-6	1,1,1-Trichloroethane	0.24	U	1.0	0.24
79-34-5	1,1,2,2-Tetrachloroethane	0.37	U	1.0	0.37
79-00-5	1,1,2-Trichloroethane	0.20	U	1.0	0.20
75-34-3	1,1-Dichloroethane	2.0		1.0	0.26
75-35-4	1,1-Dichloroethene	0.26	U	1.0	0.26
107-06-2	1,2-Dichloroethane	0.43	U	1.0	0.43
78-87-5	1,2-Dichloropropane	0.35	U	1.0	0.35
123-91-1	1,4-Dioxane	28	U	50	28
78-93-3	2-Butanone	1.9	U	5.0	1.9
591-78-6	2-Hexanone	1.1	U	5.0	1.1
108-10-1	MIBK	1.3	U	5.0	1.3
67-64-1	Acetone	4.4	U	5.0	4.4
71-43-2	Benzene	1.2		1.0	0.20
75-27-4	Bromodichloromethane	0.34	U	1.0	0.34
75-25-2	Bromoform	0.54	U	1.0	0.54
74-83-9	Bromomethane	0.55	U	1.0	0.55
75-15-0	Carbon disulfide	0.82	U	1.0	0.82
56-23-5	Carbon tetrachloride	0.21	U	1.0	0.21
108-90-7	Chlorobenzene	100		1.0	0.38
75-00-3	Chloroethane	1.2		1.0	0.32
67-66-3	Chloroform	0.33	U	1.0	0.33
74-87-3	Chloromethane	0.40	U	1.0	0.40
156-59-2	cis-1,2-Dichloroethene	0.22	U	1.0	0.22
10061-01-5	cis-1,3-Dichloropropene	0.22	U	1.0	0.22
124-48-1	Dibromochloromethane	0.28	U	1.0	0.28
100-41-4	Ethylbenzene	0.30	U	1.0	0.30
75-09-2	Methylene Chloride	0.32	U	1.0	0.32
100-42-5	Styrene	0.42	U	1.0	0.42
127-18-4	Tetrachloroethene	0.25	U	1.0	0.25
108-88-3	Toluene	0.38	U	1.0	0.38
156-60-5	trans-1,2-Dichloroethene	0.24	U	1.0	0.24
10061-02-6	trans-1,3-Dichloropropene	0.22	U	1.0	0.22
79-01-6	Trichloroethene	0.31	U	1.0	0.31
75-01-4	Vinyl chloride	0.17	U	1.0	0.17

FORM I
GC/MS VOA ORGANICS ANALYSIS DATA SHEET

Lab Name: Eurofins Edison | Job No.: 460-266280-1

SDG No.:

Client Sample ID: MW-71 | Lab Sample ID: 460-266280-8

Matrix: Water | Lab File ID: TT61388.D

Analysis Method: 8260D | Date Collected: 09/22/2022 12:05

Sample wt/vol: 5(mL) | Date Analyzed: 10/02/2022 15:11

Soil Aliquot Vol: | Dilution Factor: 1

Soil Extract Vol.: | GC Column: DB-624 ID: 0.18(mm)

Purge Volume: 5.0(mL) | Heated Purge: (Y/N) N pH:

% Moisture: % Solids: | Level: (low/med) Low

Analysis Batch No.: 869649 | Units: ug/L

CAS NO.	COMPOUND NAME	RESULT	Q	RL	MDL
1330-20-7	Xylenes, Total	0.65	U	2.0	0.65

CAS NO.	SURROGATE	%REC	Q	LIMITS
17060-07-0	1,2-Dichloroethane-d4 (Surr)	84		70-128
460-00-4	Bromofluorobenzene	104		76-120
1868-53-7	Dibromofluoromethane (Surr)	100		77-124
2037-26-5	Toluene-d8 (Surr)	101		80-120

FORM I
GC/MS VOA ORGANICS ANALYSIS DATA SHEET
TENTATIVELY IDENTIFIED COMPOUNDS

Lab Name: Eurofins Edison | Job No.: 460-266280-1

SDG No.:

Client Sample ID: MW-71 | Lab Sample ID: 460-266280-8

Matrix: Water | Lab File ID: TT61388.D

Analysis Method: 8260D | Date Collected: 09/22/2022 12:05

Sample wt/vol: 5(mL) | Date Analyzed: 10/02/2022 15:11

Soil Aliquot Vol: | Dilution Factor: 1

Soil Extract Vol.: | GC Column: DB-624 ID: 0.18(mm)

Purge Volume: 5.0(mL) | Heated Purge: (Y/N) N pH:

% Moisture: % Solids: | Level: (low/med) Low

Analysis Batch No.: 869649 | Units: ug/L

Number TICs Found: 1 | TIC Result Total: 43

CAS NO.	COMPOUND NAME	RT	RESULT	Q	MATCH QUALITY
60-29-7	Ethyl ether	2.12	43	J N	90%

Eurofins Edison
Target Compound Quantitation Report

Data File: \\chromfs\Edison\ChromData\CVOAMS17\20221002-151169.b\TT61388.D
Lims ID: 460-266280-A-8
Client ID: MW-71
Sample Type: Client
Inject. Date: 02-Oct-2022 15:11:30 ALS Bottle#: 21 Worklist Smp#: 22
Purge Vol: 5.000 mL Dil. Factor: 1.0000
Sample Info: 460-266280-A-8
Misc. Info.: 460-0151169-022
Operator ID: Instrument ID: CVOAMS17

Method: \\chromfs\Edison\ChromData\CVOAMS17\20221002-151169.b\8260W_17.m
Limit Group: VOA - 8260D Water and Solid
Last Update: 03-Oct-2022 18:45:59 Calib Date: 01-Sep-2022 11:22:30
Integrator: RTE ID Type: Deconvolution ID
Quant Method: Internal Standard Quant By: Initial Calibration
Last ICal File: \\chromfs\Edison\ChromData\CVOAMS17\20220901-149891.b\TT59897.D

Column 1 : DB-624 (0.18 mm) Det: MS Quad
Process Host: CTX1677

First Level Reviewer: C1JX Date: 02-Oct-2022 16:19:08

Compound	Sig	RT (min.)	Exp RT (min.)	Dlt RT (min.)	Q	Response	OnCol Amt ug/l	Flags
10 Chloroethane	64	1.793	1.793	0.000	97	4777	1.16	
* 31 TBA-d9 (IS)	66	2.720	2.708	0.012	0	40572	1000.0	
38 1,1-Dichloroethane	63	3.226	3.226	0.000	99	18918	1.97	
* 42 2-Butanone-d5	46	3.677	3.683	-0.006	0	315161	250.0	
$ 55 Dibromofluoromethane (Surr)	113	4.116	4.122	-0.006	98	146471	50.0	
60 Benzene	78	4.421	4.427	-0.006	94	22247	1.16	
$ 61 1,2-Dichloroethane-d4 (Surr)	65	4.445	4.445	0.000	0	154106	41.9	
* 66 Fluorobenzene	96	4.701	4.701	0.000	99	565245	50.0	
* 72 1,4-Dioxane-d8	96	5.378	5.378	0.000	0	19423	1000.0	
$ 83 Toluene-d8 (Surr)	98	6.304	6.304	0.000	100	505067	50.6	
* 94 Chlorobenzene-d5	117	8.042	8.042	0.000	86	387786	50.0	
95 Chlorobenzene	112	8.079	8.079	0.000	95	1171858	101.2	
$ 105 4-Bromofluorobenzene	174	9.560	9.554	0.006	94	156603	52.0	
* 121 1,4-Dichlorobenzene-d4	152	10.755	10.755	0.000	95	206554	50.0	

QC Flag Legend
Processing Flags

Reagents:
VOA6IS/SURR_00061 Amount Added: 5.00 Units: uL Run Reagent

Eurofins Edison
Tentatively Identified Quantitation Report

Data File:	\\chromfs\Edison\ChromData\CVOAMS17\20221002-151169.b\TT61388.D				
Lims ID:	460-266280-A-8				
Client ID:	MW-71				
Sample Type:	Client				
Inject. Date:	02-Oct-2022 15:11:30	ALS Bottle#:	21	Worklist Smp#:	22
Purge Vol:	5.000 mL	Dil. Factor:	1.0000		
Sample Info:	460-266280-A-8				
Misc. Info.:	460-0151169-022				
Operator ID:		Instrument ID:	CVOAMS17		
Method:	\\chromfs\Edison\ChromData\CVOAMS17\20221002-151169.b\8260W_17.m				
Limit Group:	VOA - 8260D Water and Solid				
Last Update:	03-Oct-2022 18:45:59	Calib Date:	01-Sep-2022 11:22:30		
Tic RT Window:	0.000 -0.000	Response:	area		
Quant By:	Nearest ISTD	Quant LOD:	10.00000		
MS Library:	\\chromfs\Edison\Database\NIST02.L				
Min. Match:	70				
Column 1 :	DB-624 (0.18 mm)		Det: MS Quad		
Process Host:	CTX1677				
First Level Reviewer: C1JX		Date:	02-Oct-2022 16:19:08		

Tentative Identified Compound Results

RT	Area	Amount ug/l	Quant Cpnd	Qual	Lib Entry	Molecular Formula	Mol. Weight	Flags
60-29-7 Ethyl ether								
2.122	994321	43.4	66	90	824	C4H10O	74	

Quantitation Compounds

Compound	RT	Area	Amount ug/l
* 66 Fluorobenzene	4.701	1145126	50.0

QC Flag Legend

Processing Flags

Reagents:

VOA6IS/SURR_00061 Amount Added: 5.00 Units: uL Run Reagent

Report Date: 03-Oct-2022 18:47:00 Chrom Revision: 2.3 28-Sep-2022 12:57:42

Eurofins Edison

Data File: \\chromfs\Edison\ChromData\CVOAMS17\20221002-151169.b\TT61388.D

Injection Date: 02-Oct-2022 15:11:30 Instrument ID: CVOAMS17

Lims ID: 460-266280-A-8 Lab Sample ID: 460-266280-8

Client ID: MW-71

Operator ID: ALS Bottle#: 21 Worklist Smp#: 22

Purge Vol: 5.000 mL Dil. Factor: 1.0000

Method: 8260W_17 Limit Group: VOA - 8260D Water and Solid

Column: DB-624 (0.18 mm)

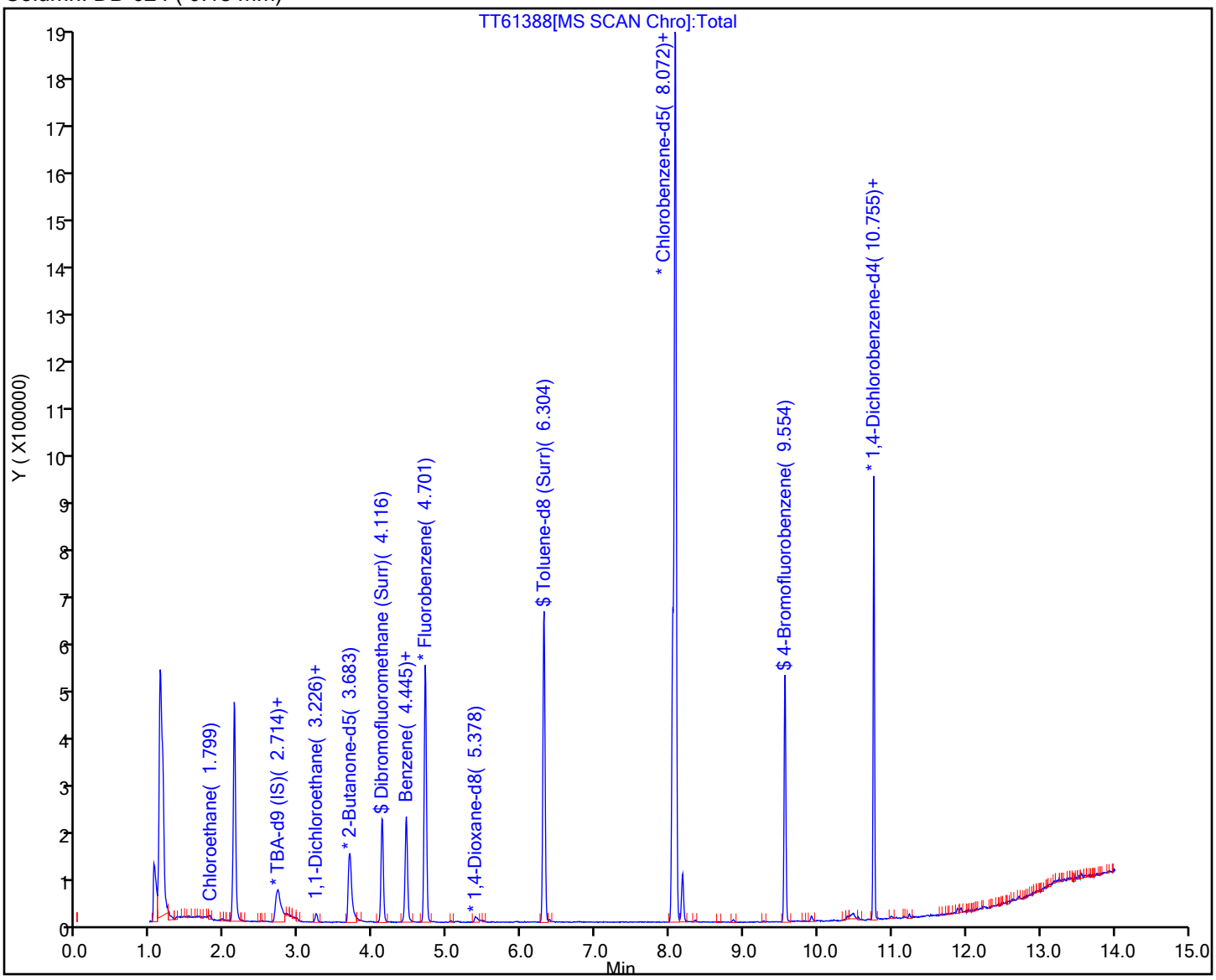

Eurofins Edison
Recovery Report

Data File:	\\chromfs\Edison\ChromData\CVOAMS17\20221002-151169.b\TT61388.D				
Lims ID:	460-266280-A-8				
Client ID:	MW-71				
Sample Type:	Client				
Inject. Date:	02-Oct-2022 15:11:30	ALS Bottle#:	21	Worklist Smp#:	22
Purge Vol:	5.000 mL	Dil. Factor:	1.0000		
Sample Info:	460-266280-A-8				
Misc. Info.:	460-0151169-022				
Operator ID:		Instrument ID:	CVOAMS17		
Method:	\\chromfs\Edison\ChromData\CVOAMS17\20221002-151169.b\8260W_17.m				
Limit Group:	VOA - 8260D Water and Solid				
Last Update:	03-Oct-2022 18:45:59	Calib Date:	01-Sep-2022 11:22:30		
Integrator:	RTE	ID Type:	Deconvolution ID		
Quant Method:	Internal Standard	Quant By:	Initial Calibration		
Last ICal File:	\\chromfs\Edison\ChromData\CVOAMS17\20220901-149891.b\TT59897.D				
Column 1 :	DB-624 (0.18 mm)		Det: MS Quad		
Process Host:	CTX1677				
First Level Reviewer: C1JX		Date:	02-Oct-2022 16:19:08		

Compound	Amount Added	Amount Recovered	% Rec.
$ 55 Dibromofluoromethane (Surr)	50.0	50.0	100.01
$ 61 1,2-Dichloroethane-d4 (Surr)	50.0	41.9	83.80
$ 83 Toluene-d8 (Surr)	50.0	50.6	101.12
$ 105 4-Bromofluorobenzene	50.0	52.0	103.93

Report Date: 03-Oct-2022 18:47:00 Chrom Revision: 2.3 28-Sep-2022 12:57:42

Eurofins Edison

Data File: \\chromfs\Edison\ChromData\CVOAMS17\20221002-151169.b\TT61388.D

Injection Date:	02-Oct-2022 15:11:30	Instrument ID:	CVOAMS17		
Lims ID:	460-266280-A-8	Lab Sample ID:	460-266280-8		
Client ID:	MW-71				
Operator ID:		ALS Bottle#:	21	Worklist Smp#:	22
Purge Vol:	5.000 mL	Dil. Factor:	1.0000		
Method:	8260W_17	Limit Group:	VOA - 8260D Water and Solid		
Column:	DB-624 (0.18 mm)	Detector	MS Quad		

38 1,1-Dichloroethane, CAS: 75-34-3

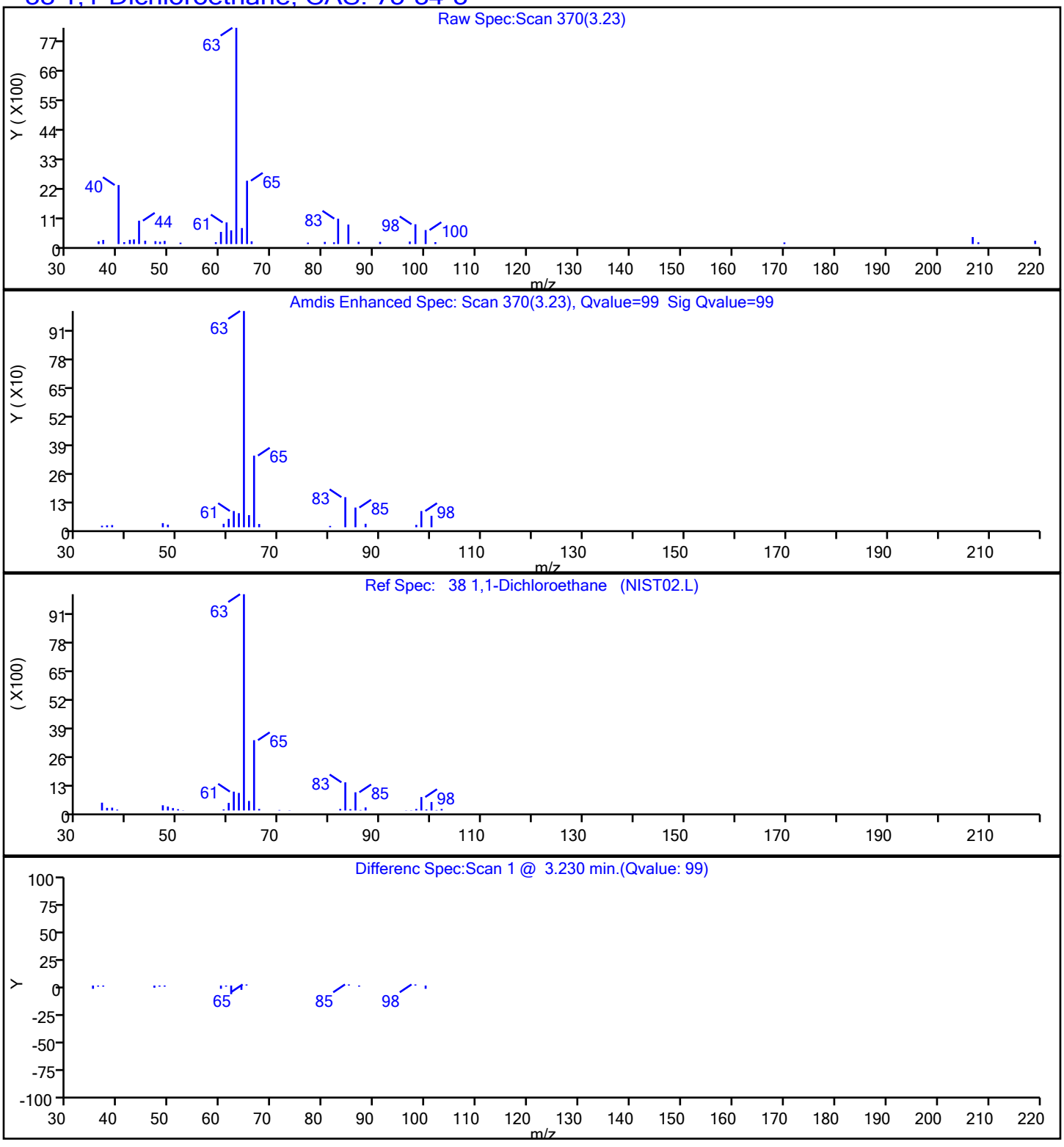

Report Date: 03-Oct-2022 18:47:00 Chrom Revision: 2.3 28-Sep-2022 12:57:42

Eurofins Edison

Data File: \\chromfs\Edison\ChromData\CVOAMS17\20221002-151169.b\TT61388.D

Injection Date:	02-Oct-2022 15:11:30	Instrument ID:	CVOAMS17		
Lims ID:	460-266280-A-8	Lab Sample ID:	460-266280-8		
Client ID:	MW-71				
Operator ID:		ALS Bottle#:	21	Worklist Smp#:	22
Purge Vol:	5.000 mL	Dil. Factor:	1.0000		
Method:	8260W_17	Limit Group:	VOA - 8260D Water and Solid		
Column:	DB-624 (0.18 mm)	Detector	MS Quad		

60 Benzene, CAS: 71-43-2

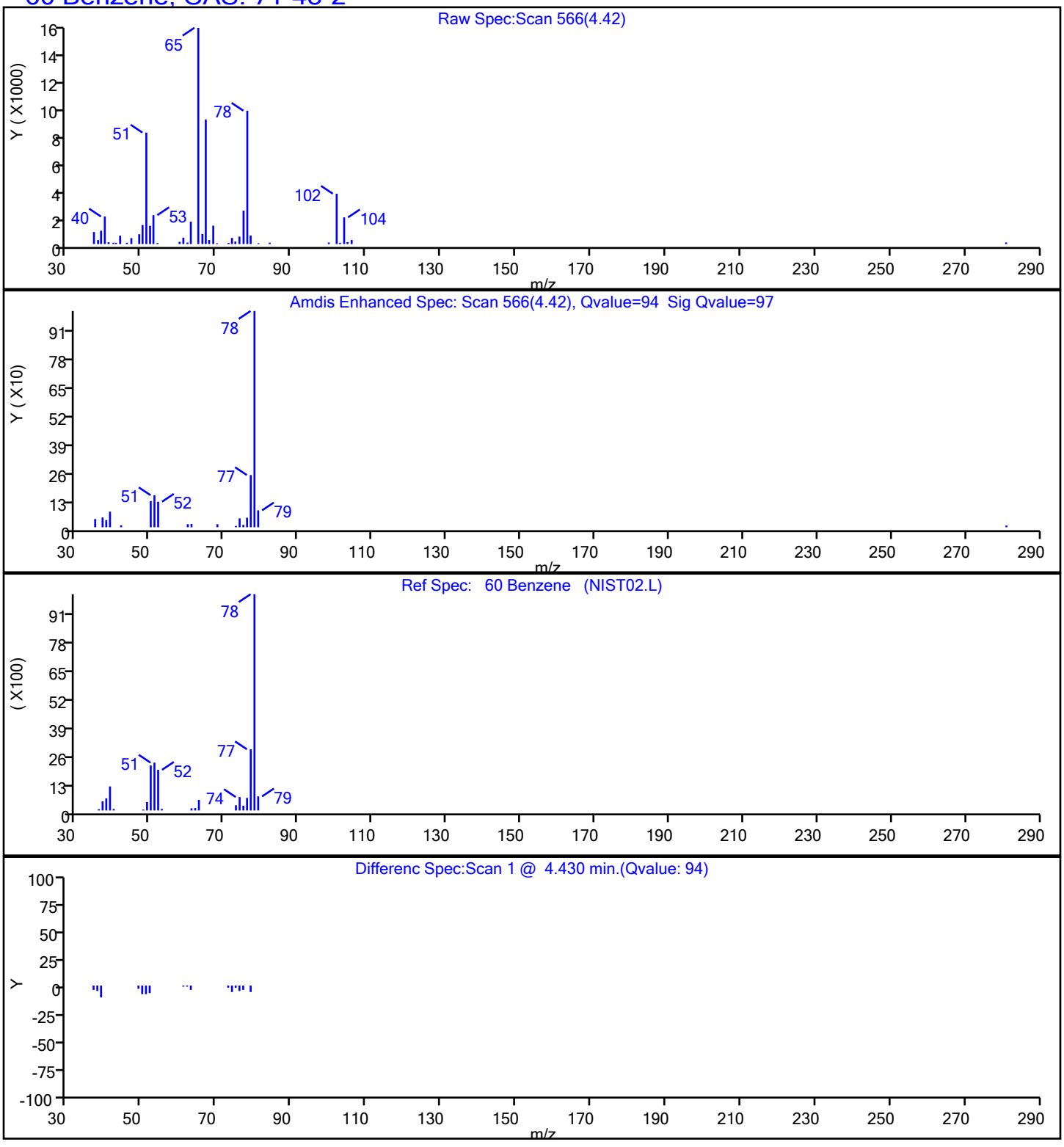

Report Date: 03-Oct-2022 18:47:00 Chrom Revision: 2.3 28-Sep-2022 12:57:42

Eurofins Edison

Data File: \\chromfs\Edison\ChromData\CVOAMS17\20221002-151169.b\TT61388.D

Injection Date:	02-Oct-2022 15:11:30	Instrument ID:	CVOAMS17		
Lims ID:	460-266280-A-8	Lab Sample ID:	460-266280-8		
Client ID:	MW-71				
Operator ID:		ALS Bottle#:	21	Worklist Smp#:	22
Purge Vol:	5.000 mL	Dil. Factor:	1.0000		
Method:	8260W_17	Limit Group:	VOA - 8260D Water and Solid		
Column:	DB-624 (0.18 mm)	Detector	MS Quad		

95 Chlorobenzene, CAS: 108-90-7

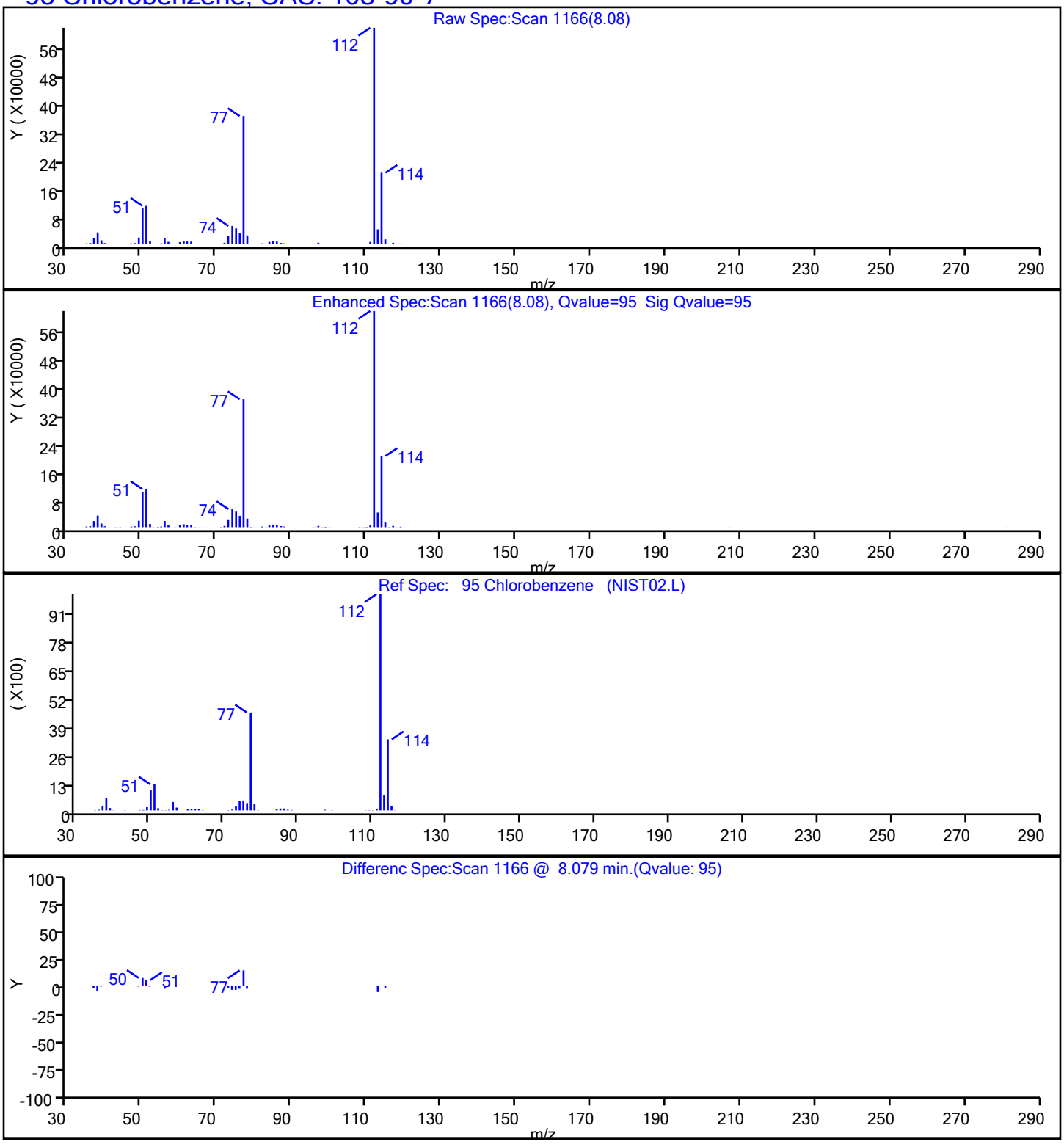

Eurofins Edison

Data File: \\chromfs\Edison\ChromData\CVOAMS17\20221002-151169.b\TT61388.D
Injection Date: 02-Oct-2022 15:11:30 Instrument ID: CVOAMS17
Lims ID: 460-266280-A-8 Lab Sample ID: 460-266280-8
Client ID: MW-71
Operator ID: ALS Bottle#: 21 Worklist Smp#: 22
Purge Vol: 5.000 mL Dil. Factor: 1.0000
Method: 8260W_17 Limit Group: VOA - 8260D Water and Solid
Column: DB-624 (0.18 mm) Detector MS Quad

10 Chloroethane, CAS: 75-00-3

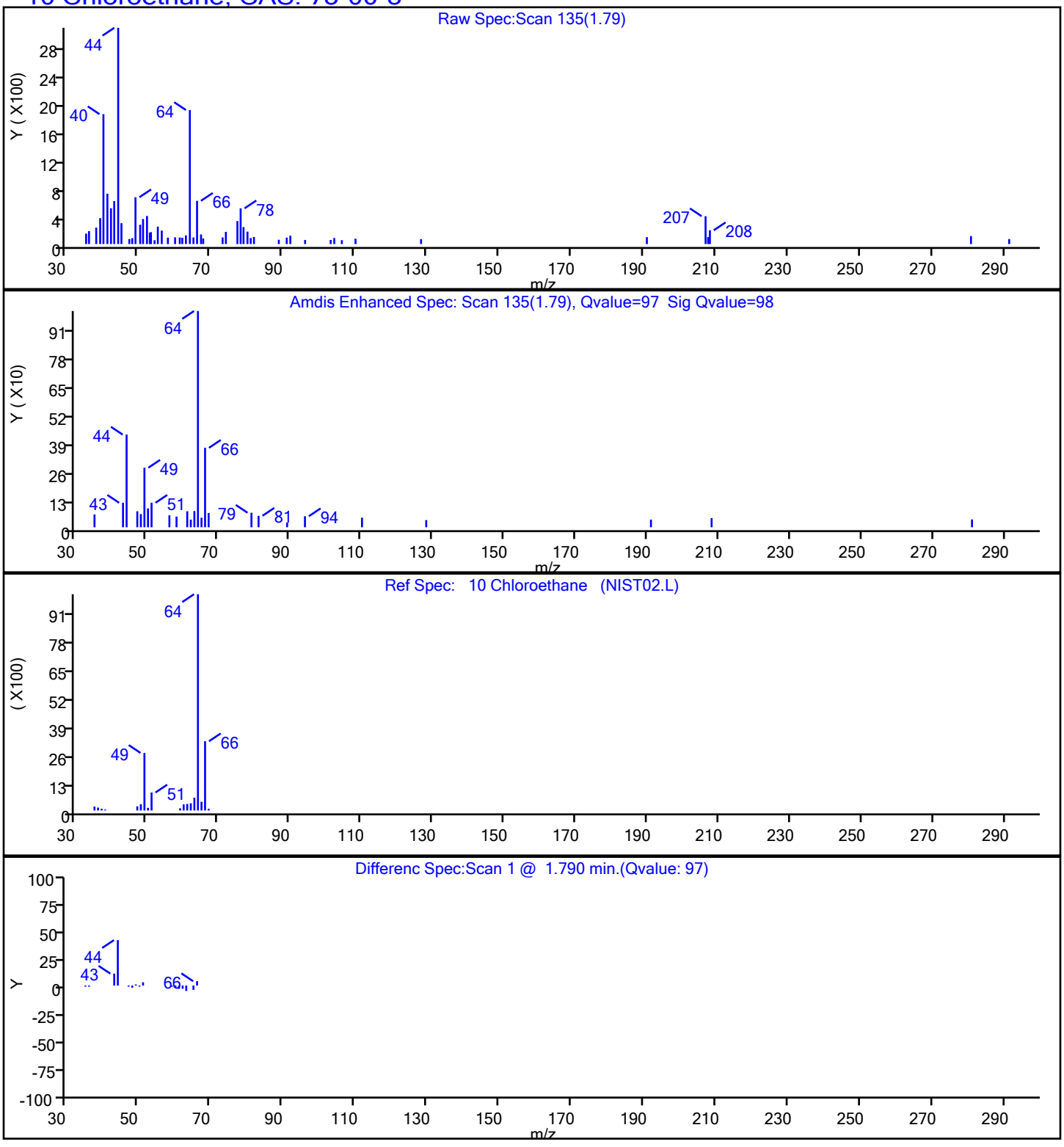

Report Date: 03-Oct-2022 18:47:00 Chrom Revision: 2.3 28-Sep-2022 12:57:42

Eurofins Edison

Data File: \\chromfs\Edison\ChromData\CVOAMS17\20221002-151169.b\TT61388.D

Injection Date: 02-Oct-2022 15:11:30 Instrument ID: CVOAMS17

Lims ID: 460-266280-A-8 Lab Sample ID: 460-266280-8

Client ID: MW-71

Operator ID: ALS Bottle#: 21 Worklist Smp#: 22

Purge Vol: 5.000 mL Dil. Factor: 1.0000

Method: 8260W_17 Limit Group: VOA - 8260D Water and Solid

Column: Detector MS SCAN

Library Search Compound Match	CAS#	Library	Entry	Formula	Weight	Q
Ethyl ether	60-29-7	NIST02.L	824	C4H10O	74	90

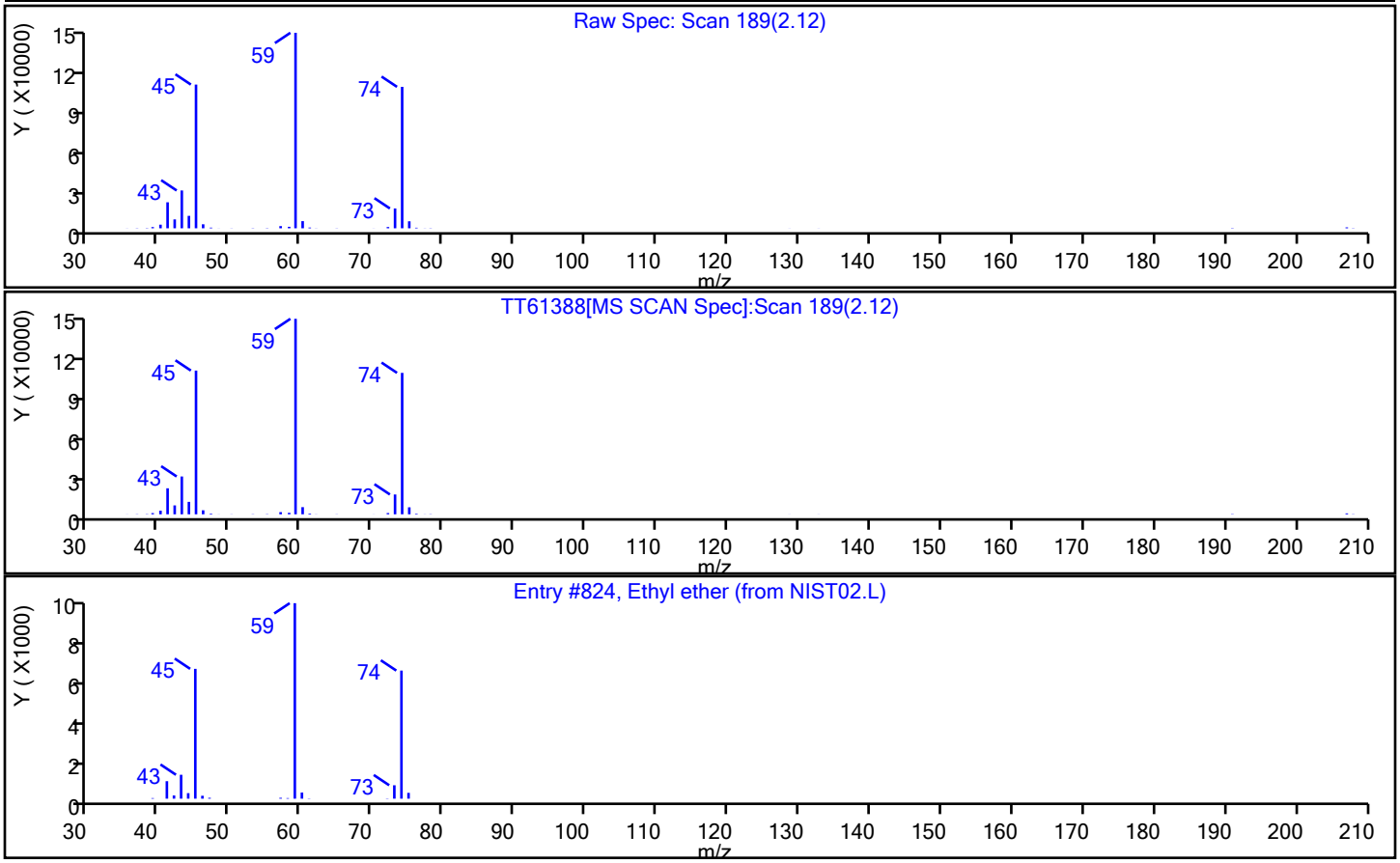

FORM I
GC/MS VOA ORGANICS ANALYSIS DATA SHEET

Lab Name: Eurofins Edison | Job No.: 460-266280-1

SDG No.:

Client Sample ID: MW-54 | Lab Sample ID: 460-266280-9

Matrix: Water | Lab File ID: TT61389.D

Analysis Method: 8260D | Date Collected: 09/22/2022 12:30

Sample wt/vol: 5(mL) | Date Analyzed: 10/02/2022 15:31

Soil Aliquot Vol: | Dilution Factor: 1

Soil Extract Vol.: | GC Column: DB-624 ID: 0.18(mm)

Purge Volume: 5.0(mL) | Heated Purge: (Y/N) N pH:

% Moisture: % Solids: | Level: (low/med) Low

Analysis Batch No.: 869649 | Units: ug/L

CAS NO.	COMPOUND NAME	RESULT	Q	RL	MDL
71-55-6	1,1,1-Trichloroethane	0.24	U	1.0	0.24
79-34-5	1,1,2,2-Tetrachloroethane	0.37	U	1.0	0.37
79-00-5	1,1,2-Trichloroethane	0.20	U	1.0	0.20
75-34-3	1,1-Dichloroethane	0.26	U	1.0	0.26
75-35-4	1,1-Dichloroethene	0.26	U	1.0	0.26
107-06-2	1,2-Dichloroethane	0.43	U	1.0	0.43
78-87-5	1,2-Dichloropropane	0.35	U	1.0	0.35
123-91-1	1,4-Dioxane	28	U	50	28
78-93-3	2-Butanone	1.9	U	5.0	1.9
591-78-6	2-Hexanone	1.1	U	5.0	1.1
108-10-1	MIBK	1.3	U	5.0	1.3
67-64-1	Acetone	4.4	U	5.0	4.4
71-43-2	Benzene	0.20	U	1.0	0.20
75-27-4	Bromodichloromethane	0.34	U	1.0	0.34
75-25-2	Bromoform	0.54	U	1.0	0.54
74-83-9	Bromomethane	0.55	U	1.0	0.55
75-15-0	Carbon disulfide	0.82	U	1.0	0.82
56-23-5	Carbon tetrachloride	0.21	U	1.0	0.21
108-90-7	Chlorobenzene	0.38	U	1.0	0.38
75-00-3	Chloroethane	0.32	U	1.0	0.32
67-66-3	Chloroform	0.33	U	1.0	0.33
74-87-3	Chloromethane	0.40	U	1.0	0.40
156-59-2	cis-1,2-Dichloroethene	0.22	U	1.0	0.22
10061-01-5	cis-1,3-Dichloropropene	0.22	U	1.0	0.22
124-48-1	Dibromochloromethane	0.28	U	1.0	0.28
100-41-4	Ethylbenzene	0.30	U	1.0	0.30
75-09-2	Methylene Chloride	0.32	U	1.0	0.32
100-42-5	Styrene	0.42	U	1.0	0.42
127-18-4	Tetrachloroethene	8.1		1.0	0.25
108-88-3	Toluene	0.38	U	1.0	0.38
156-60-5	trans-1,2-Dichloroethene	0.24	U	1.0	0.24
10061-02-6	trans-1,3-Dichloropropene	0.22	U	1.0	0.22
79-01-6	Trichloroethene	0.31	U	1.0	0.31
75-01-4	Vinyl chloride	0.17	U	1.0	0.17

FORM I
GC/MS VOA ORGANICS ANALYSIS DATA SHEET

Lab Name: Eurofins Edison | Job No.: 460-266280-1

SDG No.:

Client Sample ID: MW-54 | Lab Sample ID: 460-266280-9

Matrix: Water | Lab File ID: TT61389.D

Analysis Method: 8260D | Date Collected: 09/22/2022 12:30

Sample wt/vol: 5(mL) | Date Analyzed: 10/02/2022 15:31

Soil Aliquot Vol: | Dilution Factor: 1

Soil Extract Vol.: | GC Column: DB-624 ID: 0.18(mm)

Purge Volume: 5.0(mL) | Heated Purge: (Y/N) N pH:

% Moisture: % Solids: | Level: (low/med) Low

Analysis Batch No.: 869649 | Units: ug/L

CAS NO.	COMPOUND NAME	RESULT	Q	RL	MDL
1330-20-7	Xylenes, Total	0.65	U	2.0	0.65

CAS NO.	SURROGATE	%REC	Q	LIMITS
17060-07-0	1,2-Dichloroethane-d4 (Surr)	85		70-128
460-00-4	Bromofluorobenzene	107		76-120
1868-53-7	Dibromofluoromethane (Surr)	99		77-124
2037-26-5	Toluene-d8 (Surr)	101		80-120

FORM I
GC/MS VOA ORGANICS ANALYSIS DATA SHEET
TENTATIVELY IDENTIFIED COMPOUNDS

Lab Name: Eurofins Edison | Job No.: 460-266280-1

SDG No.:

Client Sample ID: MW-54 | Lab Sample ID: 460-266280-9

Matrix: Water | Lab File ID: TT61389.D

Analysis Method: 8260D | Date Collected: 09/22/2022 12:30

Sample wt/vol: 5(mL) | Date Analyzed: 10/02/2022 15:31

Soil Aliquot Vol: | Dilution Factor: 1

Soil Extract Vol.: | GC Column: DB-624 ID: 0.18(mm)

Purge Volume: 5.0(mL) | Heated Purge: (Y/N) N pH:

% Moisture: % Solids: | Level: (low/med) Low

Analysis Batch No.: 869649 | Units: ug/L

Number TICs Found: 0 | TIC Result Total: 0

CAS NO.	COMPOUND NAME	RT	RESULT	Q	MATCH QUALITY
	Tentatively Identified Compound		None		

Eurofins Edison
Target Compound Quantitation Report

Data File: \\chromfs\Edison\ChromData\CVOAMS17\20221002-151169.b\TT61389.D
Lims ID: 460-266280-A-9
Client ID: MW-54
Sample Type: Client
Inject. Date: 02-Oct-2022 15:31:30 ALS Bottle#: 22 Worklist Smp#: 23
Purge Vol: 5.000 mL Dil. Factor: 1.0000
Sample Info: 460-266280-A-9
Misc. Info.: 460-0151169-023
Operator ID: Instrument ID: CVOAMS17

Method: \\chromfs\Edison\ChromData\CVOAMS17\20221002-151169.b\8260W_17.m
Limit Group: VOA - 8260D Water and Solid
Last Update: 03-Oct-2022 18:45:59 Calib Date: 01-Sep-2022 11:22:30
Integrator: RTE ID Type: Deconvolution ID
Quant Method: Internal Standard Quant By: Initial Calibration
Last ICal File: \\chromfs\Edison\ChromData\CVOAMS17\20220901-149891.b\TT59897.D

Column 1 : DB-624 (0.18 mm) Det: MS Quad
Process Host: CTX1677

First Level Reviewer: C1JX Date: 02-Oct-2022 16:19:21

Compound	Sig	RT (min.)	Exp RT (min.)	Dlt RT (min.)	Q	Response	OnCol Amt ug/l	Flags
* 31 TBA-d9 (IS)	66	2.714	2.708	0.006	0	38593	1000.0	
* 42 2-Butanone-d5	46	3.683	3.683	0.000	0	334558	250.0	
$ 55 Dibromofluoromethane (Surr)	113	4.122	4.122	0.000	98	156356	49.7	
$ 61 1,2-Dichloroethane-d4 (Surr)	65	4.445	4.445	0.000	0	167797	42.5	
* 66 Fluorobenzene	96	4.701	4.701	0.000	99	607067	50.0	
* 72 1,4-Dioxane-d8	96	5.390	5.378	0.012	0	20224	1000.0	
$ 83 Toluene-d8 (Surr)	98	6.305	6.304	0.001	99	555628	50.5	
88 Tetrachloroethene	166	6.963	6.963	0.000	98	37244	8.08	
* 94 Chlorobenzene-d5	117	8.042	8.042	0.000	86	427347	50.0	
$ 105 4-Bromofluorobenzene	174	9.560	9.554	0.006	95	178252	53.7	
* 121 1,4-Dichlorobenzene-d4	152	10.755	10.755	0.000	95	252813	50.0	

QC Flag Legend
Processing Flags

Reagents:
VOA6IS/SURR_00061 Amount Added: 5.00 Units: uL Run Reagent

Report Date: 03-Oct-2022 18:48:48 Chrom Revision: 2.3 28-Sep-2022 12:57:42

Eurofins Edison

Data File: \\chromfs\Edison\ChromData\CVOAMS17\20221002-151169.b\TT61389.D
Injection Date: 02-Oct-2022 15:31:30 Instrument ID: CVOAMS17
Lims ID: 460-266280-A-9 Lab Sample ID: 460-266280-9
Client ID: MW-54
Operator ID: ALS Bottle#: 22 Worklist Smp#: 23
Purge Vol: 5.000 mL Dil. Factor: 1.0000
Method: 8260W_17 Limit Group: VOA - 8260D Water and Solid
Column: DB-624 (0.18 mm)

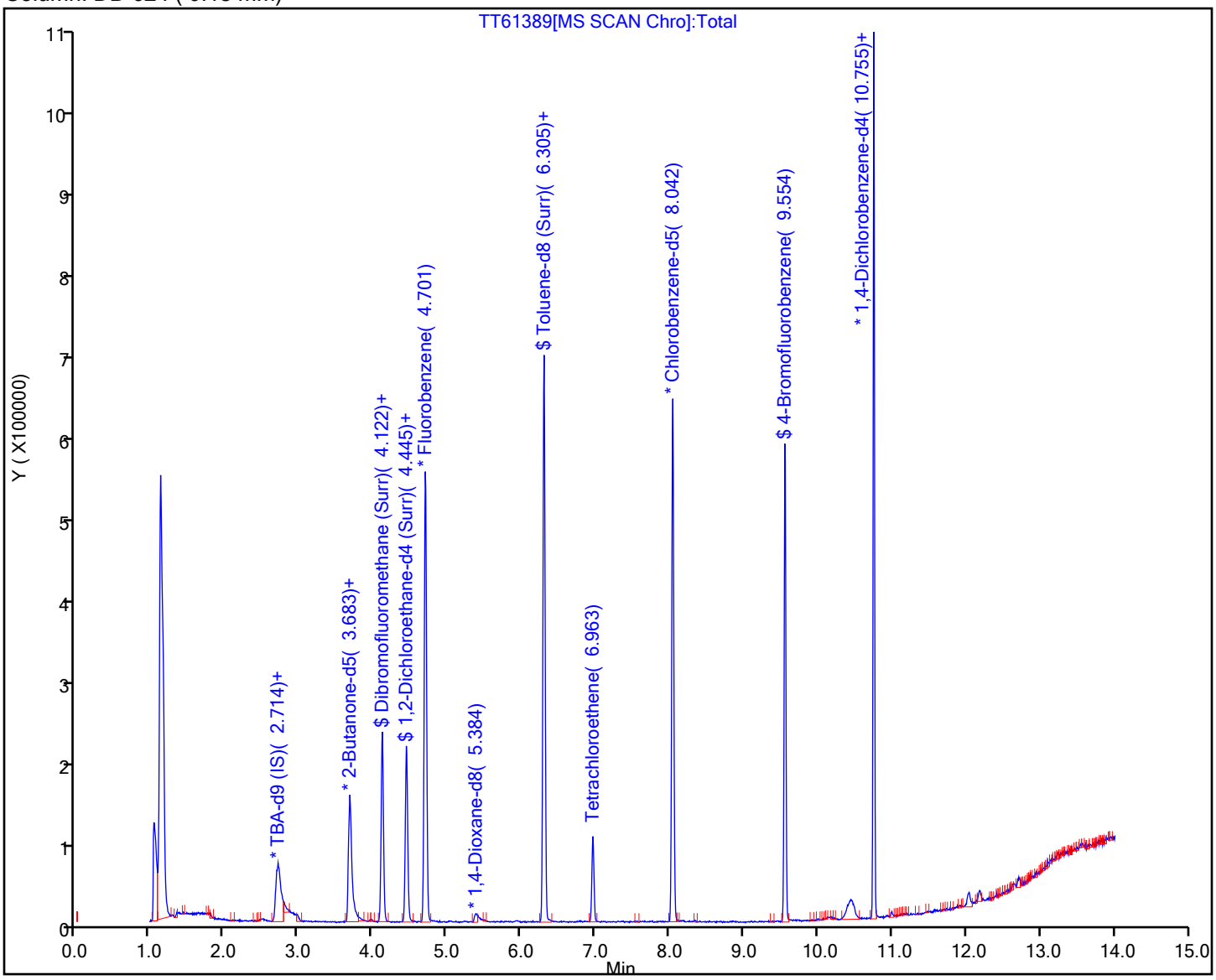

Eurofins Edison
Recovery Report

Data File: \\chromfs\Edison\ChromData\CVOAMS17\20221002-151169.b\TT61389.D
Lims ID: 460-266280-A-9
Client ID: MW-54
Sample Type: Client
Inject. Date: 02-Oct-2022 15:31:30 ALS Bottle#: 22 Worklist Smp#: 23
Purge Vol: 5.000 mL Dil. Factor: 1.0000
Sample Info: 460-266280-A-9
Misc. Info.: 460-0151169-023
Operator ID: Instrument ID: CVOAMS17

Method: \\chromfs\Edison\ChromData\CVOAMS17\20221002-151169.b\8260W_17.m
Limit Group: VOA - 8260D Water and Solid
Last Update: 03-Oct-2022 18:45:59 Calib Date: 01-Sep-2022 11:22:30
Integrator: RTE ID Type: Deconvolution ID
Quant Method: Internal Standard Quant By: Initial Calibration
Last ICal File: \\chromfs\Edison\ChromData\CVOAMS17\20220901-149891.b\TT59897.D

Column 1 : DB-624 (0.18 mm) Det: MS Quad
Process Host: CTX1677

First Level Reviewer: C1JX Date: 02-Oct-2022 16:19:21

Compound	Amount Added	Amount Recovered	% Rec.
$ 55 Dibromofluoromethane (Surr)	50.0	49.7	99.40
$ 61 1,2-Dichloroethane-d4 (Surr)	50.0	42.5	84.96
$ 83 Toluene-d8 (Surr)	50.0	50.5	100.94
$ 105 4-Bromofluorobenzene	50.0	53.7	107.35

Eurofins Edison

Data File:	\\chromfs\Edison\ChromData\CVOAMS17\20221002-151169.b\TT61389.D				
Injection Date:	02-Oct-2022 15:31:30	Instrument ID:	CVOAMS17		
Lims ID:	460-266280-A-9	Lab Sample ID:	460-266280-9		
Client ID:	MW-54				
Operator ID:		ALS Bottle#:	22	Worklist Smp#:	23
Purge Vol:	5.000 mL	Dil. Factor:	1.0000		
Method:	8260W_17	Limit Group:	VOA - 8260D Water and Solid		
Column:	DB-624 (0.18 mm)	Detector	MS Quad		

88 Tetrachloroethene, CAS: 127-18-4

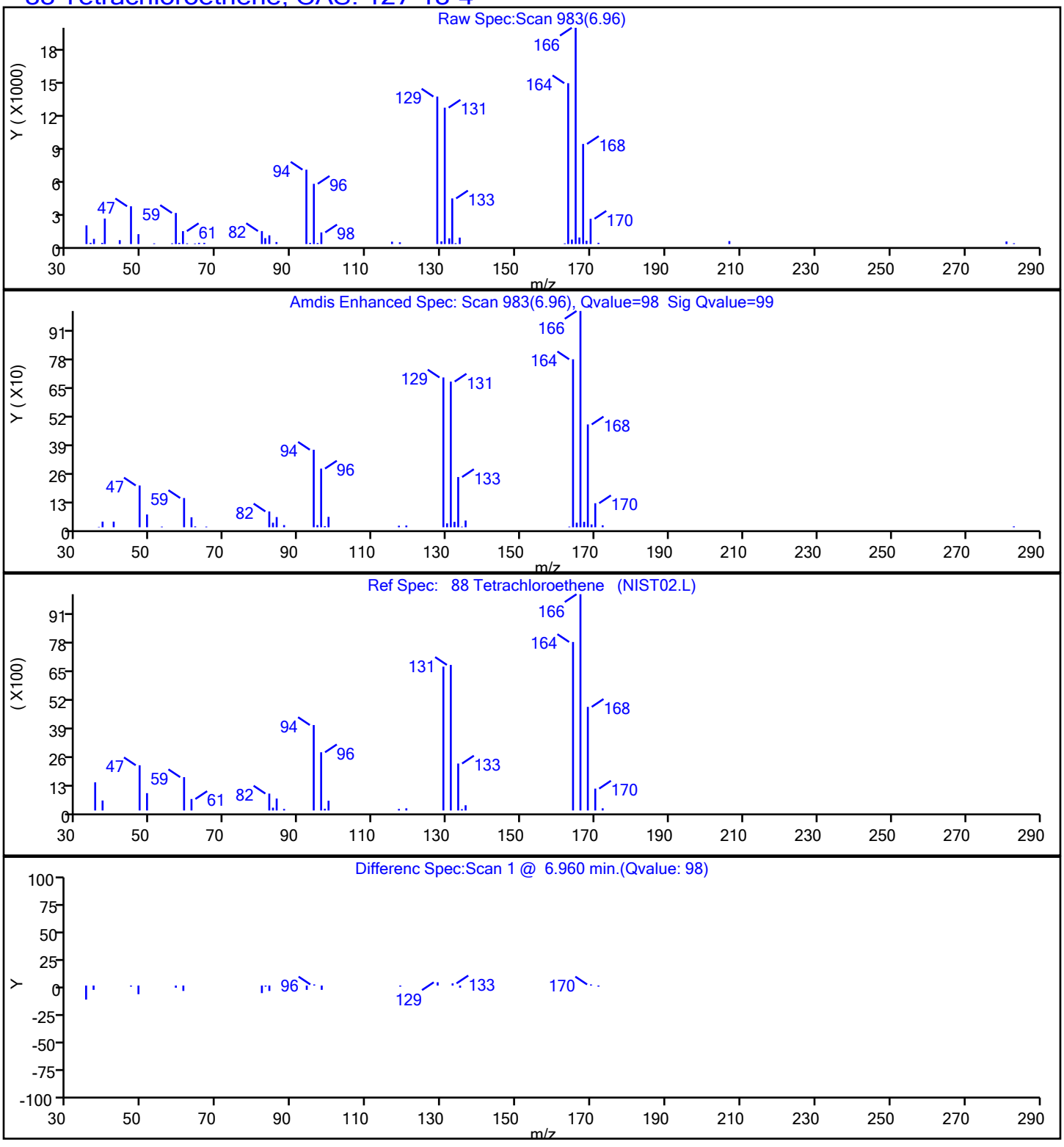

FORM VI
GC/MS VOA BY INTERNAL STANDARD - INITIAL CALIBRATION DATA
CURVE EVALUATION

Lab Name: Eurofins Edison Job No.: 460-266280-1 Analy Batch No.: 864234

SDG No.:

Instrument ID: CVOAMS17 GC Column: DB-624 ID: 0.18(mm) Heated Purge: (Y/N) N

Calibration Start Date: 09/01/2022 08:57 Calibration End Date: 09/01/2022 11:22 Calibration ID: 91284

Calibration Files

LEVEL:	LAB SAMPLE ID:	LAB FILE ID:
Level 1	STD8 460-864234/3	TT59890.D
Level 2	STD05 460-864234/4	TT59891.D
Level 3	STD1 460-864234/5	TT59892.D
Level 4	STD5 460-864234/6	TT59893.D
Level 5	STD20 460-864234/7	TT59894.D
Level 6	STD50 460-864234/8	TT59895.D
Level 7	STD200 460-864234/9	TT59896.D
Level 8	STD500 460-864234/10	TT59897.D

ANALYTE	RRF					CURVE TYPE	COEFFICIENT			#	MIN RRF	%RSD	#	MAX %RSD	R^2 OR COD	#	MIN R^2 OR COD
	LVL 1 LVL 6	LVL 2 LVL 7	LVL 3 LVL 8	LVL 4	LVL 5		B	M1	M2								
Chlorotrifluoroethene	+++++ 0.1526	0.1441 0.1391	0.1224 0.1423	0.1001	0.1514	Ave		0.1360				13.8		20.0			
Dichlorodifluoromethane	+++++ 0.5524	0.5310 0.6165	0.4459 0.5476	0.3972	0.5537	Ave		0.5206			0.1000	14.2		20.0			
Chlorodifluoromethane	+++++ 0.1009	0.0986 0.0870	0.0924 0.0875	0.0866	0.0977	Ave		0.0930				6.6		20.0			
Chloromethane	+++++ 0.7541	0.6892 0.7988	0.8331 0.7081	0.8085	0.8101	Ave		0.7717			0.1000	7.2		20.0			
Vinyl chloride	+++++ 0.5587	0.5604 0.5879	0.6267 0.5061	0.5762	0.5893	Ave		0.5722			0.1000	6.5		20.0			
Butadiene	0.7298 0.5854	0.5491 0.5983	0.6539 0.4999	0.5710	0.5903	Ave		0.5972				11.6		20.0			
Bromomethane	+++++ 3.1153	2.6603 3.1044	2.9119 2.1993	3.3173	3.4008	Ave		2.9585			0.1000	14.1		20.0			
Chloroethane	+++++ 2.9487	3.6971 2.9062	3.7204 +++++	3.1657	3.1773	Ave		3.2692			0.1000	10.9		20.0			
Dichlorofluoromethane	+++++ 0.9601	0.8100 0.9684	0.9417 0.8777	0.9695	0.9819	Ave		0.9299				6.8		20.0			
Pentane	+++++ 0.0695	0.0766 0.0668	0.0920 0.0554	0.0579	0.0652	Ave		0.0691				17.9		20.0			
Trichlorofluoromethane	+++++ 0.6288	0.6621 0.6490	0.6513 0.5738	0.5954	0.6308	Ave		0.6273			0.1000	5.1		20.0			
Ethanol	+++++ 0.2153	+++++ 0.2338	0.3383 0.2453	0.2101	0.2461	Ave		0.2481				18.8		20.0			
Ethyl ether	+++++ 0.2543	0.2842 0.2385	0.2968 0.2330	0.2624	0.2692	Ave		0.2626				8.8		20.0			

Note: The M1 coefficient is the same as Ave RRF for an Ave curve type.

FORM VI
GC/MS VOA BY INTERNAL STANDARD - INITIAL CALIBRATION DATA
CURVE EVALUATION

Lab Name: Eurofins Edison Job No.: 460-266280-1 Analy Batch No.: 864234

SDG No.:

Instrument ID: CVOAMS17 GC Column: DB-624 ID: 0.18(mm) Heated Purge: (Y/N) N

Calibration Start Date: 09/01/2022 08:57 Calibration End Date: 09/01/2022 11:22 Calibration ID: 91284

ANALYTE	RRF					CURVE TYPE	COEFFICIENT			#	MIN RRF	%RSD	#	MAX %RSD	R^2 OR COD	#	MIN R^2 OR COD
	LVL 1 LVL 6	LVL 2 LVL 7	LVL 3 LVL 8	LVL 4	LVL 5		B	M1	M2								
2-Methyl-1,3-butadiene	+++++ 0.4152	0.3658 0.4007	0.3738 0.3498	0.3821	0.3844	Ave		0.3817				5.7		20.0			
1,2-Dichloro-1,1,2-trifluoroethane	+++++ 0.3798	0.4194 0.3237	0.3558 0.3290	0.3399	0.3764	Ave		0.3606				9.4		20.0			
1,1,1-Trifluoro-2,2-dichloroethane	+++++ 0.6554	0.6178 0.5602	0.5603 0.5642	0.5683	0.6417	Ave		0.5954				7.0		20.0			
Acrolein	+++++ 0.0242	0.0108 0.0260	0.0157 0.0269	0.0208	0.0281	QuaF		0.0246	0.0000058						1.0000		0.9900
1,1,2-Trichloro-1,2,2-trifluoroethane	+++++ 0.4159	0.4212 0.3806	0.4265 0.3741	0.3478	0.3894	Ave		0.3936			0.1000	7.3		20.0			
1,1-Dichloroethene	+++++ 0.4008	0.3839 0.3767	0.3923 0.3733	0.3850	0.3947	Ave		0.3867			0.1000	2.6		20.0			
Acetone	+++++ 1.1024	1.5385 1.1382	1.5648 0.9822	1.1376	1.1135	Ave		1.2253			0.0500	18.7		20.0			
Iodomethane	+++++ 0.7417	0.6971 0.6984	0.7237 0.6820	0.7299	0.7693	Ave		0.7203				4.2		20.0			
Isopropyl alcohol	+++++ 4.0047	+++++ 3.9734	3.5788 3.0244	4.4605	4.2061	Ave		3.8747				13.1		20.0			
Carbon disulfide	+++++ 1.6532	1.7799 1.5200	1.7331 1.4915	1.6426	1.6751	Ave		1.6422			0.1000	6.4		20.0			
3-Chloro-1-propene	+++++ 0.3024	0.2734 0.3019	0.3006 0.3047	0.2891	0.3023	Ave		0.2963				3.8		20.0			
Cyclopentene	+++++ 1.0826	1.0192 1.0430	1.0691 0.9101	0.9960	1.0229	Ave		1.0204				5.6		20.0			
Methyl acetate	+++++ 0.3345	0.3347 0.3257	0.3063 0.3333	0.3353	0.3417	Ave		0.3302			0.1000	3.5		20.0			
Acetonitrile	+++++ 0.1619	0.2903 0.1802	0.2868 0.1151	0.2141	0.1801	QuaF		0.2157	-0.000020						0.9980		0.9900
Methylene Chloride	+++++ 0.5122	0.5908 0.4825	0.5416 0.4753	0.5023	0.5306	Ave		0.5193			0.1000	7.6		20.0			
2-Methyl-2-propanol	+++++ 10.980	13.726 11.228	13.874 8.9090	11.413	11.324	Ave		11.636				14.7		20.0			
Methyl tert-butyl ether	+++++ 1.3335	1.1620 1.2828	1.3043 1.2330	1.3416	1.4156	Ave		1.2961			0.1000	6.3		20.0			
trans-1,2-Dichloroethene	+++++ 0.4535	0.4611 0.4230	0.4422 0.4110	0.4373	0.4582	Ave		0.4409			0.1000	4.2		20.0			

Note: The M1 coefficient is the same as Ave RRF for an Ave curve type.

FORM VI
GC/MS VOA BY INTERNAL STANDARD - INITIAL CALIBRATION DATA
CURVE EVALUATION

Lab Name: Eurofins Edison Job No.: 460-266280-1 Analy Batch No.: 864234

SDG No.:

Instrument ID: CVOAMS17 GC Column: DB-624 ID: 0.18(mm) Heated Purge: (Y/N) N

Calibration Start Date: 09/01/2022 08:57 Calibration End Date: 09/01/2022 11:22 Calibration ID: 91284

ANALYTE	RRF					CURVE TYPE	COEFFICIENT			#	MIN RRF	%RSD	#	MAX %RSD	R^2 OR COD	#	MIN R^2 OR COD
	LVL 1 LVL 6	LVL 2 LVL 7	LVL 3 LVL 8	LVL 4	LVL 5		B	M1	M2								
Acrylonitrile	0.1644 0.1738	0.1671 0.1674	0.1714 0.1666	0.1704	0.1781	Ave		0.1699				2.6		20.0			
Hexane	+++++ 0.5614	0.6727 0.5008	0.6323 0.4898	0.4787	0.5053	Ave		0.5487				13.9		20.0			
Isopropyl ether	+++++ 1.6216	1.6176 1.5707	1.6661 1.4276	1.6002	1.7079	Ave		1.6017				5.5		20.0			
1,1-Dichloroethane	+++++ 0.8622	0.8665 0.8215	0.8735 0.8018	0.8459	0.8861	Ave		0.8511			0.2000	3.5		20.0			
Vinyl acetate	+++++ 0.6574	0.8605 0.6440	0.8240 0.4965	0.6258	0.7176	Ave		0.6894				18.0		20.0			
2-Chloro-1,3-butadiene	+++++ 0.3858	0.3952 0.3767	0.3828 0.3328	0.3662	0.3811	Ave		0.3744				5.4		20.0			
Tert-butyl ethyl ether	+++++ 1.5257	1.4753 1.4656	1.5054 1.3291	1.4886	1.5607	Ave		1.4786				5.0		20.0			
2,2-Dichloropropane	+++++ 0.1619	0.2022 0.1544	0.2211 0.1502	0.1793	0.1645	Ave		0.1762				15.0		20.0			
cis-1,2-Dichloroethene	+++++ 0.5066	0.4366 0.4741	0.4853 0.4653	0.4640	0.5103	Ave		0.4774			0.1000	5.4		20.0			
Ethyl acetate	+++++ 0.3789	+++++ 0.3785	0.3574 0.3075	0.4006	0.4058	Ave		0.3715				9.6		20.0			
2-Butanone	+++++ 0.3920	0.5199 0.3853	0.5056 0.3375	0.3751	0.3980	Ave		0.4162			0.0500	16.6		20.0			
Methyl acrylate	+++++ 0.3706	0.4873 0.3660	0.4673 0.3620	0.3662	0.3751	Ave		0.3992				13.5		20.0			
Propionitrile	+++++ 14.994	15.555 16.110	15.206 11.849	13.780	15.067	Ave		14.651				9.7		20.0			
Chlorobromomethane	+++++ 0.2364	0.2257 0.2244	0.2447 0.2171	0.2304	0.2427	Ave		0.2316				4.4		20.0			
Tetrahydrofuran	+++++ 0.4496	0.5941 0.4350	0.6457 0.3760	0.4899	0.4680	Ave		0.4940				19.0		20.0			
Methacrylonitrile	+++++ 0.1770	0.1505 0.1791	0.1705 0.1675	0.1670	0.1809	Ave		0.1703				6.1		20.0			
Chloroform	+++++ 0.8410	0.7224 0.7981	0.8117 0.7742	0.8007	0.8515	Ave		0.7999			0.2000	5.4		20.0			
Cyclohexane	+++++ 0.6132	0.5904 0.5612	0.5967 0.5572	0.5347	0.5748	Ave		0.5754			0.1000	4.7		20.0			

Note: The M1 coefficient is the same as Ave RRF for an Ave curve type.

FORM VI
GC/MS VOA BY INTERNAL STANDARD - INITIAL CALIBRATION DATA
CURVE EVALUATION

Lab Name: Eurofins Edison Job No.: 460-266280-1 Analy Batch No.: 864234

SDG No.:

Instrument ID: CVOAMS17 GC Column: DB-624 ID: 0.18(mm) Heated Purge: (Y/N) N

Calibration Start Date: 09/01/2022 08:57 Calibration End Date: 09/01/2022 11:22 Calibration ID: 91284

ANALYTE	RRF					CURVE TYPE	COEFFICIENT			#	MIN RRF	%RSD	#	MAX %RSD	R^2 OR COD	#	MIN R^2 OR COD
	LVL 1 LVL 6	LVL 2 LVL 7	LVL 3 LVL 8	LVL 4	LVL 5		B	M1	M2								
1,1,1-Trichloroethane	+++++ 0.7052	0.7200 0.6691	0.5993 0.6613	0.6636	0.6981	Ave		0.6738			0.1000	5.9		20.0			
Carbon tetrachloride	+++++ 0.5940	0.5705 0.5613	0.5874 0.5595	0.5601	0.5776	Ave		0.5729			0.1000	2.4		20.0			
1,1-Dichloropropene	+++++ 0.6012	0.5857 0.5694	0.6095 0.5615	0.5787	0.5857	Ave		0.5845				2.9		20.0			
Isobutyl alcohol	+++++ 7.1030	7.7980 7.8698	9.3071 5.8677	6.1129	6.3491	Ave		7.2011				16.9		20.0			
Isooctane	+++++ 1.6118	1.5973 1.7150	1.5091 1.5150	1.2739	1.3487	Ave		1.5101				10.2		20.0			
Benzene	+++++ 2.5986	2.3925 2.4141	2.5883 2.2942	2.4434	2.6273	Ave		2.4798			0.5000	5.1		20.0			
Tert-amyl methyl ether	+++++ 1.6275	1.2765 1.5663	1.4088 1.4635	1.5183	1.6749	Ave		1.5051				9.0		20.0			
Isopropyl acetate	+++++ 0.2496	0.2457 0.2450	0.2323 0.2350	0.2528	0.2561	Ave		0.2452				3.6		20.0			
1,2-Dichloroethane	+++++ 0.6177	0.6570 0.5997	0.6444 0.5963	0.5997	0.6243	Ave		0.6199			0.1000	3.8		20.0			
n-Heptane	+++++ 0.0891	0.1163 0.0854	0.0905 0.0845	0.0814	0.0776	Ave		0.0892				14.2		20.0			
n-Butanol	+++++ 2.0832	+++++ 2.3464	2.4511 1.9107	1.8778	2.1425	Ave		2.1353				10.8		20.0			
Trichloroethene	+++++ 0.4453	0.4055 0.4386	0.4554 0.4394	0.4208	0.4360	Ave		0.4344			0.2000	3.8		20.0			
Methylcyclohexane	+++++ 0.7003	0.7632 0.6482	0.7074 0.6499	0.5795	0.6274	Ave		0.6680			0.1000	9.0		20.0			
Ethyl acrylate	+++++ 0.0582	0.0874 0.0589	0.0559 0.0570	0.0526	0.0580	Ave		0.0612				19.2		20.0			
1,2-Dichloropropane	+++++ 0.4641	0.4788 0.4534	0.4928 0.4536	0.4429	0.4752	Ave		0.4658			0.1000	3.7		20.0			
Methyl methacrylate	+++++ 0.1002	0.0890 0.1035	0.0989 0.0985	0.0927	0.1009	Ave		0.0977				5.2		20.0			
1,4-Dioxane	+++++ 1.4510	+++++ 1.1039	1.7288 +++++	1.6856	1.5523	Ave		1.5043				16.6		20.0			
Dibromomethane	+++++ 0.2782	0.2822 0.2725	0.2959 0.2731	0.2770	0.2848	Ave		0.2805				2.9		20.0			

Note: The M1 coefficient is the same as Ave RRF for an Ave curve type.

FORM VI
GC/MS VOA BY INTERNAL STANDARD - INITIAL CALIBRATION DATA
CURVE EVALUATION

Lab Name: Eurofins Edison Job No.: 460-266280-1 Analy Batch No.: 864234

SDG No.:

Instrument ID: CVOAMS17 GC Column: DB-624 ID: 0.18(mm) Heated Purge: (Y/N) N

Calibration Start Date: 09/01/2022 08:57 Calibration End Date: 09/01/2022 11:22 Calibration ID: 91284

ANALYTE	RRF					CURVE TYPE	COEFFICIENT			#	MIN RRF	%RSD	#	MAX %RSD	R^2 OR COD	#	MIN R^2 OR COD
	LVL 1 LVL 6	LVL 2 LVL 7	LVL 3 LVL 8	LVL 4	LVL 5		B	M1	M2								
n-Propyl acetate	+++++ 0.5996	0.7552 0.6220	0.6027 0.6072	0.5870	0.6180	Ave		0.6274				9.2		20.0			
Bromodichloromethane	+++++ 0.6073	0.4785 0.6100	0.5786 0.6217	0.5733	0.6145	Ave		0.5834			0.2000	8.5		20.0			
2-Nitropropane	+++++ 0.1150	0.1664 0.1151	0.1606 0.1120	0.1243	0.1219	Ave		0.1307				17.5		20.0			
2-Chloroethyl vinyl ether	+++++ 0.2691	0.2754 0.2760	0.2892 0.2633	0.2697	0.2745	Ave		0.2739				3.0		20.0			
Epichlorohydrin	0.3976 0.3465	0.3265 0.3297	0.3581 0.2924	0.3418	0.3602	Ave		0.3441				8.9		20.0			
cis-1,3-Dichloropropene	+++++ 1.0543	0.9465 1.0238	0.9713 1.0164	0.9803	1.0327	Ave		1.0036			0.2000	3.8		20.0			
MIBK	+++++ 1.5250	1.2980 1.5180	1.4907 1.2942	1.4267	1.5968	Ave		1.4499			0.0500	8.0		20.0			
Toluene	+++++ 2.5343	2.4268 2.3921	2.3901 2.3100	2.3699	2.4906	Ave		2.4163			0.4000	3.1		20.0			
trans-1,3-Dichloropropene	+++++ 0.9244	0.8715 0.8989	0.9455 0.8906	0.8695	0.9201	Ave		0.9029			0.1000	3.1		20.0			
Ethyl methacrylate	+++++ 0.8517	0.8258 0.8059	0.7885 0.7912	0.8204	0.8702	Ave		0.8220				3.7		20.0			
1,1,2-Trichloroethane	+++++ 0.4641	0.4258 0.4527	0.4926 0.4472	0.4470	0.4712	Ave		0.4573			0.1000	4.6		20.0			
Tetrachloroethene	+++++ 0.5792	0.5146 0.5374	0.5358 0.5281	0.5318	0.5489	Ave		0.5394			0.2000	3.8		20.0			
1,3-Dichloropropane	+++++ 0.8847	0.8216 0.8558	0.8981 0.8427	0.8661	0.9007	Ave		0.8671				3.4		20.0			
2-Hexanone	+++++ 2.4577	2.4326 2.5422	2.7093 2.1639	2.3859	2.5447	Ave		2.4623			0.0500	6.8		20.0			
n-Butyl acetate	+++++ 1.0604	1.0748 1.0202	1.0939 0.9561	1.1006	1.1120	Ave		1.0597				5.2		20.0			
Dibromochloromethane	+++++ 0.5948	0.5452 0.5837	0.5416 0.5842	0.5561	0.5963	Ave		0.5717			0.1000	4.1		20.0			
Ethylene Dibromide	+++++ 0.5164	0.5249 0.4888	0.5192 0.4813	0.4931	0.5241	Ave		0.5068			0.1000	3.6		20.0			
Chlorobenzene	+++++ 1.5521	1.4024 1.4813	1.5118 1.4490	1.4863	1.5648	Ave		1.4925			0.5000	3.8		20.0			

Note: The M1 coefficient is the same as Ave RRF for an Ave curve type.

FORM VI
GC/MS VOA BY INTERNAL STANDARD - INITIAL CALIBRATION DATA
CURVE EVALUATION

Lab Name: Eurofins Edison Job No.: 460-266280-1 Analy Batch No.: 864234

SDG No.:

Instrument ID: CVOAMS17 GC Column: DB-624 ID: 0.18(mm) Heated Purge: (Y/N) N

Calibration Start Date: 09/01/2022 08:57 Calibration End Date: 09/01/2022 11:22 Calibration ID: 91284

ANALYTE	RRF					CURVE TYPE	COEFFICIENT			#	MIN RRF	%RSD	#	MAX %RSD	R^2 OR COD	#	MIN R^2 OR COD
	LVL 1 LVL 6	LVL 2 LVL 7	LVL 3 LVL 8	LVL 4	LVL 5		B	M1	M2								
Ethylbenzene	+++++ 0.8712	0.7857 0.8164	0.8460 0.7988	0.8341	0.8735	Ave		0.8322			0.1000	4.1		20.0			
1,1,1,2-Tetrachloroethane	+++++ 0.6411	0.5439 0.6070	0.6257 0.5879	0.5907	0.6436	Ave		0.6057				5.8		20.0			
m-Xylene & p-Xylene	+++++ 1.0792	0.9768 0.9925	1.0754 0.9689	1.0249	1.0778	Ave		1.0279			0.1000	4.8		20.0			
o-Xylene	+++++ 1.1436	0.9993 1.0587	1.0510 1.0257	1.0876	1.1536	Ave		1.0742			0.3000	5.4		20.0			
n-Butyl acrylate	+++++ 0.5556	0.5296 0.5319	0.5678 0.4889	0.5428	0.5858	Ave		0.5432				5.7		20.0			
Styrene	+++++ 1.8012	1.6187 1.6965	1.6624 1.6602	1.7255	1.8437	Ave		1.7155			0.3000	4.7		20.0			
Bromoform	+++++ 0.3969	0.3250 0.3829	0.3935 0.3858	0.3884	0.4047	Ave		0.3825			0.1000	6.9		20.0			
Amyl acetate (mixed isomers)	+++++ 2.5557	2.2598 2.5600	2.5715 2.3838	2.3541	2.5050	Ave		2.4557				5.0		20.0			
Isopropylbenzene	+++++ 2.9403	2.4094 2.7387	2.6868 2.5339	2.7344	2.9161	Ave		2.7085			0.1000	7.1		20.0			
Bromobenzene	+++++ 1.1980	1.0425 1.1499	1.1054 1.1750	1.1157	1.1859	Ave		1.1389				4.8		20.0			
1,1,2,2-Tetrachloroethane	+++++ 1.3602	1.2766 1.3277	1.4035 1.3165	1.2950	1.3590	Ave		1.3341			0.3000	3.3		20.0			
N-Propylbenzene	+++++ 6.4478	5.3428 6.1436	5.7406 5.6578	5.9403	6.0832	Ave		5.9080				6.1		20.0			
1,2,3-Trichloropropane	+++++ 0.3621	0.4952 0.3458	0.4151 0.3420	0.3522	0.3689	Ave		0.3830				14.4		20.0			
trans-1,4-Dichloro-2-butene	+++++ 0.3796	0.4450 0.3664	0.3798 0.3605	0.3216	0.3733	Ave		0.3752				9.8		20.0			
2-Chlorotoluene	+++++ 4.4093	3.6607 4.2886	4.0490 4.1416	4.0345	4.2324	Ave		4.1166				5.9		20.0			
4-Ethyltoluene	+++++ 5.2037	4.3017 5.0166	4.7324 4.4679	4.7963	4.9820	Ave		4.7858				6.6		20.0			
1,3,5-Trimethylbenzene	+++++ 4.5321	3.6652 4.4296	3.9193 4.2030	4.0167	4.2272	Ave		4.1419				7.2		20.0			
4-Chlorotoluene	+++++ 4.3118	3.9415 4.1279	4.0724 4.1151	3.9752	4.1394	Ave		4.0976				3.0		20.0			

Note: The M1 coefficient is the same as Ave RRF for an Ave curve type.

FORM VI
GC/MS VOA BY INTERNAL STANDARD - INITIAL CALIBRATION DATA
CURVE EVALUATION

Lab Name: Eurofins Edison Job No.: 460-266280-1 Analy Batch No.: 864234

SDG No.:

Instrument ID: CVOAMS17 GC Column: DB-624 ID: 0.18(mm) Heated Purge: (Y/N) N

Calibration Start Date: 09/01/2022 08:57 Calibration End Date: 09/01/2022 11:22 Calibration ID: 91284

ANALYTE	RRF					CURVE TYPE	COEFFICIENT			#	MIN RRF	%RSD	#	MAX %RSD	R^2 OR COD	#	MIN R^2 OR COD
	LVL 1 LVL 6	LVL 2 LVL 7	LVL 3 LVL 8	LVL 4	LVL 5		B	M1	M2								
Butyl Methacrylate	+++++ 1.7669	1.5143 1.7395	1.5506 1.5969	1.5748	1.7102	Ave		1.6362				6.1		20.0			
tert-Butylbenzene	+++++ 3.5183	2.6990 3.5889	2.7840 3.5238	2.9008	3.1119	Ave		3.1610				12.0		20.0			
1,2,4-Trimethylbenzene	+++++ 4.7391	4.0388 4.5959	4.1358 4.2976	4.3130	4.4591	Ave		4.3685				5.7		20.0			
sec-Butylbenzene	+++++ 5.7765	4.4192 5.6795	4.9359 5.2024	5.0561	5.1326	Ave		5.1717				8.9		20.0			
1,3-Dichlorobenzene	+++++ 2.3531	2.0069 2.2509	2.2344 2.2238	2.2502	2.2755	Ave		2.2278			0.6000	4.8		20.0			
4-Isopropyltoluene	+++++ 4.8587	3.7163 4.7714	4.1820 4.3952	4.2917	4.4301	Ave		4.3779				8.7		20.0			
1,4-Dichlorobenzene	+++++ 2.3947	2.0880 2.2709	2.2620 2.2174	2.3014	2.3134	Ave		2.2640			0.5000	4.2		20.0			
1,2,3-Trimethylbenzene	+++++ 4.9261	4.0657 4.9125	4.2834 4.2773	4.4215	4.6958	Ave		4.5118				7.5		20.0			
Benzyl chloride	+++++ 2.8250	2.4213 2.7037	2.7229 2.4608	2.6930	2.8340	Ave		2.6658				6.1		20.0			
Indan	+++++ 4.5898	3.7971 4.4356	4.2046 3.8455	4.2854	4.4717	Ave		4.2328				7.3		20.0			
p-Diethylbenzene	+++++ 2.5755	2.1849 2.5489	2.3284 2.2324	2.3493	2.3634	Ave		2.3690				6.2		20.0			
n-Butylbenzene	+++++ 2.7352	2.4554 2.6316	2.5188 2.4589	2.5688	2.4739	Ave		2.5489				4.1		20.0			
1,2-Dichlorobenzene	+++++ 2.3889	2.0392 2.2816	2.2138 2.2211	2.2449	2.3102	Ave		2.2428			0.4000	4.8		20.0			
1,2,4,5-Tetramethylbenzene	+++++ 4.7690	3.8863 4.7896	4.3225 3.9976	4.2636	4.4145	Ave		4.3490				8.0		20.0			
1,2-Dibromo-3-Chloropropane	+++++ 0.2773	0.2597 0.2724	0.2672 0.2725	0.2617	0.2787	Ave		0.2699			0.0500	2.7		20.0			
1,3,5-Trichlorobenzene	+++++ 1.9289	1.6713 1.9059	1.7447 1.6315	1.8195	1.7619	Ave		1.7805				6.3		20.0			
1,2,4-Trichlorobenzene	+++++ 1.8150	1.5453 1.7270	1.6858 1.6015	1.6969	1.6541	Ave		1.6751			0.2000	5.2		20.0			
Hexachlorobutadiene	+++++ 0.7831	0.7437 0.8209	0.6831 0.7862	0.7129	0.6468	Ave		0.7395				8.4		20.0			

Note: The M1 coefficient is the same as Ave RRF for an Ave curve type.

FORM VI
GC/MS VOA BY INTERNAL STANDARD - INITIAL CALIBRATION DATA
CURVE EVALUATION

Lab Name: Eurofins Edison Job No.: 460-266280-1 Analy Batch No.: 864234

SDG No.:

Instrument ID: CVOAMS17 GC Column: DB-624 ID: 0.18(mm) Heated Purge: (Y/N) N

Calibration Start Date: 09/01/2022 08:57 Calibration End Date: 09/01/2022 11:22 Calibration ID: 91284

ANALYTE	RRF					CURVE TYPE	COEFFICIENT			#	MIN RRF	%RSD	#	MAX %RSD	R^2 OR COD	#	MIN R^2 OR COD
	LVL 1 LVL 6	LVL 2 LVL 7	LVL 3 LVL 8	LVL 4	LVL 5		B	M1	M2								
Naphthalene	+++++ 4.4424	3.8495 4.3061	4.2128 3.8325	4.1518	4.2843	Ave		4.1542				5.6		20.0			
1,2,3-Trichlorobenzene	+++++ 1.6721	1.5282 1.6432	1.6841 1.5276	1.5404	1.5556	Ave		1.5930				4.4		20.0			
Dibromofluoromethane (Surr)	0.2611 0.2579	0.2614 0.2518	0.2643 0.2519	0.2621	0.2622	Ave		0.2591				1.9		20.0			
1,2-Dichloroethane-d4 (Surr)	0.3151 0.3191	0.3134 0.3350	0.3145 0.3715	0.3174	0.3168	Ave		0.3253				6.1		20.0			
Toluene-d8 (Surr)	1.2900 1.3113	1.2843 1.2772	1.2968 1.2642	1.2846	1.2960	Ave		1.2881				1.1		20.0			
Bromofluorobenzene	0.4053 0.3861	0.3991 0.3653	0.3955 0.3639	0.3997	0.3936	Ave		0.3886				4.1		20.0			

Note: The M1 coefficient is the same as Ave RRF for an Ave curve type.

FORM VI
GC/MS VOA BY INTERNAL STANDARD - INITIAL CALIBRATION DATA
RESPONSE AND CONCENTRATION

Lab Name: Eurofins Edison Job No.: 460-266280-1 Analy Batch No.: 864234

SDG No.:

Instrument ID: CVOAMS17 GC Column: DB-624 ID: 0.18(mm) Heated Purge: (Y/N) N

Calibration Start Date: 09/01/2022 08:57 Calibration End Date: 09/01/2022 11:22 Calibration ID: 91284

Calibration Files

LEVEL:	LAB SAMPLE ID:	LAB FILE ID:
Level 1	STD8 460-864234/3	TT59890.D
Level 2	STD05 460-864234/4	TT59891.D
Level 3	STD1 460-864234/5	TT59892.D
Level 4	STD5 460-864234/6	TT59893.D
Level 5	STD20 460-864234/7	TT59894.D
Level 6	STD50 460-864234/8	TT59895.D
Level 7	STD200 460-864234/9	TT59896.D
Level 8	STD500 460-864234/10	TT59897.D

ANALYTE	IS REF	CURVE TYPE	RESPONSE					CONCENTRATION (UG/L)				
			LVL 1 LVL 6	LVL 2 LVL 7	LVL 3 LVL 8	LVL 4	LVL 5	LVL 1 LVL 6	LVL 2 LVL 7	LVL 3 LVL 8	LVL 4	LVL 5
Chlorotrifluoroethene	FB	Ave	+++++ 76683	798 293472	1236 800900	5226	30511	+++++ 50.0	0.500 200	1.00 500	5.00	20.0
Dichlorodifluoromethane	FB	Ave	+++++ 277561	2941 1300572	4504 3083206	20732	111580	+++++ 50.0	0.500 200	1.00 500	5.00	20.0
Chlorodifluoromethane	FB	Ave	+++++ 50727	546 183550	933 492541	4523	19678	+++++ 50.0	0.500 200	1.00 500	5.00	20.0
Chloromethane	FB	Ave	+++++ 378959	3817 1685198	8415 3986871	42206	163236	+++++ 50.0	0.500 200	1.00 500	5.00	20.0
Vinyl chloride	FB	Ave	+++++ 280750	3104 1240323	6330 2849709	30079	118742	+++++ 50.0	0.500 200	1.00 500	5.00	20.0
Butadiene	FB	Ave	2016 294149	3041 1262207	6605 2814370	29807	118955	0.250 50.0	0.500 200	1.00 500	5.00	20.0
Bromomethane	BUT	Ave	+++++ 186186	1668 796244	3389 1791463	20448	80349	+++++ 50.0	0.500 200	1.00 500	5.00	20.0
Chloroethane	BUT	Ave	+++++ 176231	2318 745416	4330 +++++	19514	75068	+++++ 50.0	0.500 200	1.00 +++++	5.00	20.0
Dichlorofluoromethane	FB	Ave	+++++ 482465	4486 2042997	9512 4941620	50611	197855	+++++ 50.0	0.500 200	1.00 500	5.00	20.0
Pentane	FB	Ave	+++++ 69861	849 282034	1858 623955	6044	26295	+++++ 100	1.00 400	2.00 1000	10.0	40.0
Trichlorofluoromethane	FB	Ave	+++++ 315955	3667 1369198	6579 3230590	31083	127118	+++++ 50.0	0.500 200	1.00 500	5.00	20.0
Ethanol	TBAd 9	Ave	+++++ 17374	+++++ 71480	515 268902	1741	8152	+++++ 2000	+++++ 8000	40.0 20000	200	800
Ethyl ether	FB	Ave	+++++	1574	2998	13699	54255	+++++	0.500	1.00	5.00	20.0

FORM VI
GC/MS VOA BY INTERNAL STANDARD - INITIAL CALIBRATION DATA
RESPONSE AND CONCENTRATION

Lab Name: Eurofins Edison Job No.: 460-266280-1 Analy Batch No.: 864234

SDG No.:

Instrument ID: CVOAMS17 GC Column: DB-624 ID: 0.18(mm) Heated Purge: (Y/N) N

Calibration Start Date: 09/01/2022 08:57 Calibration End Date: 09/01/2022 11:22 Calibration ID: 91284

ANALYTE	IS REF	CURVE TYPE	RESPONSE					CONCENTRATION (UG/L)				
			LVL 1 LVL 6	LVL 2 LVL 7	LVL 3 LVL 8	LVL 4	LVL 5	LVL 1 LVL 6	LVL 2 LVL 7	LVL 3 LVL 8	LVL 4	LVL 5
			127795	503211	1311905			50.0	200	500		
2-Methyl-1,3-butadiene	FB	Ave	+++++ 208652	2026 845422	3776 1969569	19947	77460	+++++ 50.0	0.500 200	1.00 500	5.00	20.0
1,2-Dichloro-1,1,2-trifluoroethane	FB	Ave	+++++ 190840	2323 682862	3594 1852092	17742	75838	+++++ 50.0	0.500 200	1.00 500	5.00	20.0
1,1,1-Trifluoro-2,2-dichloroethane	FB	Ave	+++++ 329325	3422 1181905	5660 3176705	29668	129315	+++++ 50.0	0.500 200	1.00 500	5.00	20.0
Acrolein	FB	QuaF	+++++ 24288	239 54935	633 121283	4353	11324	+++++ 100	2.00 200	4.00 400	20.0	40.0
1,1,2-Trichloro-1,2,2-trifluoroethane	FB	Ave	+++++ 209010	2333 802945	4308 2106017	18153	78473	+++++ 50.0	0.500 200	1.00 500	5.00	20.0
1,1-Dichloroethene	FB	Ave	+++++ 201417	2126 794641	3963 2101964	20099	79527	+++++ 50.0	0.500 200	1.00 500	5.00	20.0
Acetone	BUT	Ave	+++++ 329417	4823 1459652	9106 4000347	35063	131544	+++++ 250	2.50 1000	5.00 2500	25.0	100
Iodomethane	FB	Ave	+++++ 372700	3861 1473351	7310 3839726	38104	155021	+++++ 50.0	0.500 200	1.00 500	5.00	20.0
Isopropyl alcohol	TBAd9	Ave	+++++ 80785	+++++ 303660	1362 828982	9241	34837	+++++ 500	+++++ 2000	10.0 5000	50.0	200
Carbon disulfide	FB	Ave	+++++ 830710	9858 3206630	17506 8397602	85745	337546	+++++ 50.0	0.500 200	1.00 500	5.00	20.0
3-Chloro-1-propene	FB	Ave	+++++ 151940	1514 636802	3036 1715503	15092	60924	+++++ 50.0	0.500 200	1.00 500	5.00	20.0
Cyclopentene	FB	Ave	+++++ 543993	5645 2200388	10799 5123833	51994	206127	+++++ 50.0	0.500 200	1.00 500	5.00	20.0
Methyl acetate	FB	Ave	+++++ 336176	3707 1374311	6189 3753372	35011	137722	+++++ 100	1.00 400	2.00 1000	10.0	40.0
Acetonitrile	BUT	QuaF	+++++ 96767	1820 462204	3338 937848	13196	42543	+++++ 500	5.00 2000	10.0 5000	50.0	200
Methylene Chloride	FB	Ave	+++++ 257369	3272 1017916	5471 2676305	26219	106921	+++++ 50.0	0.500 200	1.00 500	5.00	20.0

FORM VI
GC/MS VOA BY INTERNAL STANDARD - INITIAL CALIBRATION DATA
RESPONSE AND CONCENTRATION

Lab Name: Eurofins Edison Job No.: 460-266280-1 Analy Batch No.: 864234

SDG No.:

Instrument ID: CVOAMS17 GC Column: DB-624 ID: 0.18(mm) Heated Purge: (Y/N) N

Calibration Start Date: 09/01/2022 08:57 Calibration End Date: 09/01/2022 11:22 Calibration ID: 91284

ANALYTE	IS REF	CURVE TYPE	RESPONSE					CONCENTRATION (UG/L)				
			LVL 1 LVL 6	LVL 2 LVL 7	LVL 3 LVL 8	LVL 4	LVL 5	LVL 1 LVL 6	LVL 2 LVL 7	LVL 3 LVL 8	LVL 4	LVL 5
2-Methyl-2-propanol	TBAd9	Ave	+++++ 221493	2860 858062	5280 2441918	23645	93791	+++++ 500	5.00 2000	10.0 5000	50.0	200
Methyl tert-butyl ether	FB	Ave	+++++ 670065	6436 2706183	13175 6941859	70031	285259	+++++ 50.0	0.500 200	1.00 500	5.00	20.0
trans-1,2-Dichloroethene	FB	Ave	+++++ 227866	2554 892275	4467 2314087	22828	92333	+++++ 50.0	0.500 200	1.00 500	5.00	20.0
Acrylonitrile	FB	Ave	3632 873308	9253 3530579	17315 9380096	88929	358856	2.00 500	5.00 2000	10.0 5000	50.0	200
Hexane	FB	Ave	+++++ 282088	3726 1056479	6387 2757674	24990	101821	+++++ 50.0	0.500 200	1.00 500	5.00	20.0
Isopropyl ether	FB	Ave	+++++ 814858	8959 3313516	16830 8037521	83533	344156	+++++ 50.0	0.500 200	1.00 500	5.00	20.0
1,1-Dichloroethane	FB	Ave	+++++ 433233	4799 1733001	8823 4514251	44157	178560	+++++ 50.0	0.500 200	1.00 500	5.00	20.0
Vinyl acetate	BUT	Ave	+++++ 78577	1079 330364	1918 808826	7715	33909	+++++ 100	1.00 400	2.00 1000	10.0	40.0
2-Chloro-1,3-butadiene	FB	Ave	+++++ 193867	2189 794723	3867 1873793	19115	76795	+++++ 50.0	0.500 200	1.00 500	5.00	20.0
Tert-butyl ethyl ether	FB	Ave	+++++ 766686	8171 3091781	15206 7483339	77705	314482	+++++ 50.0	0.500 200	1.00 500	5.00	20.0
2,2-Dichloropropane	FB	Ave	+++++ 81332	1120 325792	2233 845708	9361	33146	+++++ 50.0	0.500 200	1.00 500	5.00	20.0
cis-1,2-Dichloroethene	FB	Ave	+++++ 254567	2418 1000134	4902 2619480	24222	102826	+++++ 50.0	0.500 200	1.00 500	5.00	20.0
Ethyl acetate	BUT	Ave	+++++ 45293	+++++ 194143	832 500975	4939	19175	+++++ 100	+++++ 400	2.00 1000	10.0	40.0
2-Butanone	BUT	Ave	+++++ 117138	1630 494125	2942 1374655	11561	47018	+++++ 250	2.50 1000	5.00 2500	25.0	100
Methyl acrylate	FB	Ave	+++++ 186235	2699 772026	4720 2038384	19115	75582	+++++ 50.0	0.500 200	1.00 500	5.00	20.0
Propionitrile	TBAd9	Ave	+++++ 302458	3241 1231208	5787 3247784	28548	124787	+++++ 500	5.00 2000	10.0 5000	50.0	200
Chlorobromomethane	FB	Ave	+++++ 118797	1250 473468	2472 1222409	12026	48901	+++++ 50.0	0.500 200	1.00 500	5.00	20.0

FORM VI
GC/MS VOA BY INTERNAL STANDARD - INITIAL CALIBRATION DATA
RESPONSE AND CONCENTRATION

Lab Name: Eurofins Edison Job No.: 460-266280-1 Analy Batch No.: 864234

SDG No.:

Instrument ID: CVOAMS17 GC Column: DB-624 ID: 0.18(mm) Heated Purge: (Y/N) N

Calibration Start Date: 09/01/2022 08:57 Calibration End Date: 09/01/2022 11:22 Calibration ID: 91284

ANALYTE	IS REF	CURVE TYPE	RESPONSE					CONCENTRATION (UG/L)				
			LVL 1 LVL 6	LVL 2 LVL 7	LVL 3 LVL 8	LVL 4	LVL 5	LVL 1 LVL 6	LVL 2 LVL 7	LVL 3 LVL 8	LVL 4	LVL 5
Tetrahydrofuran	BUT	Ave	+++++ 53741	745 223125	1503 612611	6040	22112	+++++ 100	1.00 400	2.00 1000	10.0	40.0
Methacrylonitrile	FB	Ave	+++++ 889644	8335 3777821	17219 9430417	87157	364424	+++++ 500	5.00 2000	10.0 5000	50.0	200
Chloroform	FB	Ave	+++++ 422610	4001 1683606	8199 4359085	41798	171590	+++++ 50.0	0.500 200	1.00 500	5.00	20.0
Cyclohexane	FB	Ave	+++++ 308144	3270 1183902	6027 3136906	27912	115816	+++++ 50.0	0.500 200	1.00 500	5.00	20.0
1,1,1-Trichloroethane	FB	Ave	+++++ 354368	3988 1411559	6054 3723250	34639	140672	+++++ 50.0	0.500 200	1.00 500	5.00	20.0
Carbon tetrachloride	FB	Ave	+++++ 298487	3160 1184038	5933 3150026	29238	116396	+++++ 50.0	0.500 200	1.00 500	5.00	20.0
1,1-Dichloropropene	FB	Ave	+++++ 302119	3244 1201110	6157 3161105	30208	118031	+++++ 50.0	0.500 200	1.00 500	5.00	20.0
Isobutyl alcohol	TBAd9	Ave	+++++ 358213	4062 1503595	8855 4020776	31661	131464	+++++ 1250	12.5 5000	25.0 12500	125	500
Isooctane	FB	Ave	+++++ 809904	8847 3618047	15244 8529808	66497	271763	+++++ 50.0	0.500 200	1.00 500	5.00	20.0
Benzene	CBNZd5	Ave	+++++ 891977	9062 3634546	17614 9410035	87658	362670	+++++ 50.0	0.500 200	1.00 500	5.00	20.0
Tert-amyl methyl ether	FB	Ave	+++++ 817823	7070 3304190	14231 8239925	79256	337505	+++++ 50.0	0.500 200	1.00 500	5.00	20.0
Isopropyl acetate	FB	Ave	+++++ 125412	1361 516822	2347 1323071	13194	51608	+++++ 50.0	0.500 200	1.00 500	5.00	20.0
1,2-Dichloroethane	FB	Ave	+++++ 310392	3639 1265112	6509 3357431	31304	125790	+++++ 50.0	0.500 200	1.00 500	5.00	20.0
n-Heptane	FB	Ave	+++++ 44788	644 180159	914 475654	4247	15631	+++++ 50.0	0.500 200	1.00 500	5.00	20.0
n-Butanol	TBAd9	Ave	+++++ 105057	+++++ 448299	2332 1309259	9726	44363	+++++ 1250	+++++ 5000	25.0 12500	125	500
Trichloroethene	FB	Ave	+++++ 223780	2246 925291	4600 2473683	21967	87852	+++++ 50.0	0.500 200	1.00 500	5.00	20.0
Methylcyclohexane	FB	Ave	+++++	4227	7146	30248	126418	+++++	0.500	1.00	5.00	20.0

FORM VI
GC/MS VOA BY INTERNAL STANDARD - INITIAL CALIBRATION DATA
RESPONSE AND CONCENTRATION

Lab Name: Eurofins Edison Job No.: 460-266280-1 Analy Batch No.: 864234

SDG No.:

Instrument ID: CVOAMS17 GC Column: DB-624 ID: 0.18(mm) Heated Purge: (Y/N) N

Calibration Start Date: 09/01/2022 08:57 Calibration End Date: 09/01/2022 11:22 Calibration ID: 91284

ANALYTE	IS REF	CURVE TYPE	RESPONSE					CONCENTRATION (UG/L)				
			LVL 1 LVL 6	LVL 2 LVL 7	LVL 3 LVL 8	LVL 4	LVL 5	LVL 1 LVL 6	LVL 2 LVL 7	LVL 3 LVL 8	LVL 4	LVL 5
			351915	1367370	3659183			50.0	200	500		
Ethyl acrylate	FB	Ave	+++++ 29265	484 124174	565 320871	2748	11693	+++++ 50.0	0.500 200	1.00 500	5.00	20.0
1,2-Dichloropropane	FB	Ave	+++++ 233223	2652 956498	4978 2554039	23118	95747	+++++ 50.0	0.500 200	1.00 500	5.00	20.0
Methyl methacrylate	FB	Ave	+++++ 100718	986 436790	1998 1109663	9677	40653	+++++ 100	1.00 400	2.00 1000	10.0	40.0
1,4-Dioxane	DXE	Ave	+++++ 28619	+++++ 105591	1612 +++++	3213	11829	+++++ 1000	+++++ 4000	50.0 +++++	100	400
Dibromomethane	FB	Ave	+++++ 139779	1563 574971	2989 1537382	14462	57396	+++++ 50.0	0.500 200	1.00 500	5.00	20.0
n-Propyl acetate	FB	Ave	+++++ 301310	4183 1312135	6088 3418391	30644	124539	+++++ 50.0	0.500 200	1.00 500	5.00	20.0
Bromodichloromethane	FB	Ave	+++++ 305154	2650 1286932	5845 3500342	29928	123822	+++++ 50.0	0.500 200	1.00 500	5.00	20.0
2-Nitropropane	FB	Ave	+++++ 115553	1843 485702	3244 1260643	12973	49145	+++++ 100	1.00 400	2.00 1000	10.0	40.0
2-Chloroethyl vinyl ether	FB	Ave	+++++ 135544	1529 583597	2928 1485909	14114	55445	+++++ 50.1	0.501 200	1.00 501	5.01	20.0
Epichlorohydrin	BUT	Ave	2475 414179	4094 1691446	8336 4764109	42138	170210	5.00 1000	10.0 4000	20.0 10000	100	400
cis-1,3-Dichloropropene	CBNZ d5	Ave	+++++ 361892	3585 1541443	6610 4168767	35168	142547	+++++ 50.0	0.500 200	1.00 500	5.00	20.0
MIBK	BUT	Ave	+++++ 455700	4069 1946771	8675 5271050	43972	188637	+++++ 250	2.50 1000	5.00 2500	25.0	100
Toluene	CBNZ d5	Ave	+++++ 869890	9192 3601485	16265 9474976	85022	343804	+++++ 50.0	0.500 200	1.00 500	5.00	20.0
trans-1,3-Dichloropropene	CBNZ d5	Ave	+++++ 317289	3301 1353386	6434 3652980	31193	127007	+++++ 50.0	0.500 200	1.00 500	5.00	20.0
Ethyl methacrylate	CBNZ d5	Ave	+++++ 292360	3128 1213323	5366 3245135	29432	120117	+++++ 50.0	0.500 200	1.00 500	5.00	20.0

FORM VI
GC/MS VOA BY INTERNAL STANDARD - INITIAL CALIBRATION DATA
RESPONSE AND CONCENTRATION

Lab Name: Eurofins Edison Job No.: 460-266280-1 Analy Batch No.: 864234

SDG No.:

Instrument ID: CVOAMS17 GC Column: DB-624 ID: 0.18(mm) Heated Purge: (Y/N) N

Calibration Start Date: 09/01/2022 08:57 Calibration End Date: 09/01/2022 11:22 Calibration ID: 91284

ANALYTE	IS REF	CURVE TYPE	RESPONSE					CONCENTRATION (UG/L)				
			LVL 1 LVL 6	LVL 2 LVL 7	LVL 3 LVL 8	LVL 4	LVL 5	LVL 1 LVL 6	LVL 2 LVL 7	LVL 3 LVL 8	LVL 4	LVL 5
1,1,2-Trichloroethane	CBNZ d5	Ave	+++++ 159315	1613 681559	3352 1834473	16038	65047	+++++ 50.0	0.500 200	1.00 500	5.00	20.0
Tetrachloroethene	CBNZ d5	Ave	+++++ 198821	1949 809112	3646 2166268	19078	75769	+++++ 50.0	0.500 200	1.00 500	5.00	20.0
1,3-Dichloropropane	CBNZ d5	Ave	+++++ 303658	3112 1288484	6112 3456491	31070	124329	+++++ 50.0	0.500 200	1.00 500	5.00	20.0
2-Hexanone	BUT	Ave	+++++ 734418	7626 3260255	15766 8813340	73534	300608	+++++ 250	2.50 1000	5.00 2500	25.0	100
n-Butyl acetate	CBNZ d5	Ave	+++++ 363979	4071 1535954	7444 3921827	39485	153502	+++++ 50.0	0.500 200	1.00 500	5.00	20.0
Dibromochloromethane	CBNZ d5	Ave	+++++ 204153	2065 878784	3686 2396128	19952	82308	+++++ 50.0	0.500 200	1.00 500	5.00	20.0
Ethylene Dibromide	CBNZ d5	Ave	+++++ 177259	1988 735938	3533 1974006	17689	72352	+++++ 50.0	0.500 200	1.00 500	5.00	20.0
Chlorobenzene	CBNZ d5	Ave	+++++ 532762	5312 2230176	10288 5943244	53320	216005	+++++ 50.0	0.500 200	1.00 500	5.00	20.0
Ethylbenzene	CBNZ d5	Ave	+++++ 299045	2976 1229096	5757 3276577	29922	120579	+++++ 50.0	0.500 200	1.00 500	5.00	20.0
1,1,1,2-Tetrachloroethane	CBNZ d5	Ave	+++++ 220072	2060 913840	4258 2411542	21192	88843	+++++ 50.0	0.500 200	1.00 500	5.00	20.0
m-Xylene & p-Xylene	CBNZ d5	Ave	+++++ 370448	3700 1494313	7318 3974047	36769	148773	+++++ 50.0	0.500 200	1.00 500	5.00	20.0
o-Xylene	CBNZ d5	Ave	+++++ 392554	3785 1593990	7152 4207306	39018	159244	+++++ 50.0	0.500 200	1.00 500	5.00	20.0

FORM VI
GC/MS VOA BY INTERNAL STANDARD - INITIAL CALIBRATION DATA
RESPONSE AND CONCENTRATION

Lab Name: Eurofins Edison Job No.: 460-266280-1 Analy Batch No.: 864234

SDG No.:

Instrument ID: CVOAMS17 GC Column: DB-624 ID: 0.18(mm) Heated Purge: (Y/N) N

Calibration Start Date: 09/01/2022 08:57 Calibration End Date: 09/01/2022 11:22 Calibration ID: 91284

ANALYTE	IS REF	CURVE TYPE	RESPONSE					CONCENTRATION (UG/L)				
			LVL 1 LVL 6	LVL 2 LVL 7	LVL 3 LVL 8	LVL 4	LVL 5	LVL 1 LVL 6	LVL 2 LVL 7	LVL 3 LVL 8	LVL 4	LVL 5
n-Butyl acrylate	CBNZ d5	Ave	+++++ 190716	2006 800834	3864 2005445	19473	80867	+++++ 50.0	0.500 200	1.00 500	5.00	20.0
Styrene	CBNZ d5	Ave	+++++ 618253	6131 2554280	11313 6809624	61903	254498	+++++ 50.0	0.500 200	1.00 500	5.00	20.0
Bromoform	CBNZ d5	Ave	+++++ 136249	1231 576508	2678 1582625	13934	55865	+++++ 50.0	0.500 200	1.00 500	5.00	20.0
Amyl acetate (mixed isomers)	DCBd 4	Ave	+++++ 494372	5038 2070784	10345 5083119	49395	205296	+++++ 50.0	0.500 200	1.00 500	5.00	20.0
Isopropylbenzene	CBNZ d5	Ave	+++++ 1009256	9126 4123388	18284 10393098	98098	402527	+++++ 50.0	0.500 200	1.00 500	5.00	20.0
Bromobenzene	DCBd 4	Ave	+++++ 231743	2324 930167	4447 2505449	23409	97192	+++++ 50.0	0.500 200	1.00 500	5.00	20.0
1,1,2,2-Tetrachloroethane	DCBd 4	Ave	+++++ 263110	2846 1073977	5646 2807267	27171	111377	+++++ 50.0	0.500 200	1.00 500	5.00	20.0
N-Propylbenzene	DCBd 4	Ave	+++++ 1247258	11911 4969507	23094 12064474	124639	498545	+++++ 50.0	0.500 200	1.00 500	5.00	20.0
1,2,3-Trichloropropane	DCBd 4	Ave	+++++ 70046	1104 279753	1670 729275	7389	30230	+++++ 50.0	0.500 200	1.00 500	5.00	20.0
trans-1,4-Dichloro-2-butene	DCBd 4	Ave	+++++ 73439	992 296378	1528 768607	6747	30596	+++++ 50.0	0.500 200	1.00 500	5.00	20.0
2-Chlorotoluene	DCBd 4	Ave	+++++ 852930	8161 3469019	16289 8831362	84652	346865	+++++ 50.0	0.500 200	1.00 500	5.00	20.0
4-Ethyltoluene	DCBd 4	Ave	+++++ 1006600	9590 4057880	19038 9527024	100636	408301	+++++ 50.0	0.500 200	1.00 500	5.00	20.0

FORM VI
GC/MS VOA BY INTERNAL STANDARD - INITIAL CALIBRATION DATA
RESPONSE AND CONCENTRATION

Lab Name: Eurofins Edison Job No.: 460-266280-1 Analy Batch No.: 864234

SDG No.:

Instrument ID: CVOAMS17 GC Column: DB-624 ID: 0.18(mm) Heated Purge: (Y/N) N

Calibration Start Date: 09/01/2022 08:57 Calibration End Date: 09/01/2022 11:22 Calibration ID: 91284

ANALYTE	IS REF	CURVE TYPE	RESPONSE					CONCENTRATION (UG/L)				
			LVL 1 LVL 6	LVL 2 LVL 7	LVL 3 LVL 8	LVL 4	LVL 5	LVL 1 LVL 6	LVL 2 LVL 7	LVL 3 LVL 8	LVL 4	LVL 5
1,3,5-Trimethylbenzene	DCBd 4	Ave	+++++ 876690	8171 3583106	15767 8962368	84278	346436	+++++ 50.0	0.500 200	1.00 500	5.00	20.0
4-Chlorotoluene	DCBd 4	Ave	+++++ 834076	8787 3339048	16383 8774787	83408	339240	+++++ 50.0	0.500 200	1.00 500	5.00	20.0
Butyl Methacrylate	DCBd 4	Ave	+++++ 341786	3376 1407082	6238 3405052	33042	140160	+++++ 50.0	0.500 200	1.00 500	5.00	20.0
tert-Butylbenzene	DCBd 4	Ave	+++++ 680584	6017 2903041	11200 7513966	60865	255036	+++++ 50.0	0.500 200	1.00 500	5.00	20.0
1,2,4-Trimethylbenzene	DCBd 4	Ave	+++++ 916732	9004 3717585	16638 9163959	90495	365441	+++++ 50.0	0.500 200	1.00 500	5.00	20.0
sec-Butylbenzene	DCBd 4	Ave	+++++ 1117399	9852 4594086	19857 11093298	106087	420642	+++++ 50.0	0.500 200	1.00 500	5.00	20.0
1,3-Dichlorobenzene	DCBd 4	Ave	+++++ 455180	4474 1820749	8989 4741974	47214	186491	+++++ 50.0	0.500 200	1.00 500	5.00	20.0
4-Isopropyltoluene	DCBd 4	Ave	+++++ 939858	8285 3859517	16824 9372161	90048	363071	+++++ 50.0	0.500 200	1.00 500	5.00	20.0
1,4-Dichlorobenzene	DCBd 4	Ave	+++++ 463222	4655 1836946	9100 4728273	48288	189595	+++++ 50.0	0.500 200	1.00 500	5.00	20.0
1,2,3-Trimethylbenzene	DCBd 4	Ave	+++++ 952908	9064 3973695	17232 9120702	92772	384841	+++++ 50.0	0.500 200	1.00 500	5.00	20.0
Benzyl chloride	DCBd 4	Ave	+++++ 546473	5398 2186992	10954 5247317	56504	232259	+++++ 50.0	0.500 200	1.00 500	5.00	20.0
Indan	DCBd 4	Ave	+++++ 887857	8465 3587883	16915 8199928	89917	366479	+++++ 50.0	0.500 200	1.00 500	5.00	20.0

FORM VI
GC/MS VOA BY INTERNAL STANDARD - INITIAL CALIBRATION DATA
RESPONSE AND CONCENTRATION

Lab Name: Eurofins Edison Job No.: 460-266280-1 Analy Batch No.: 864234

SDG No.:

Instrument ID: CVOAMS17 GC Column: DB-624 ID: 0.18(mm) Heated Purge: (Y/N) N

Calibration Start Date: 09/01/2022 08:57 Calibration End Date: 09/01/2022 11:22 Calibration ID: 91284

ANALYTE	IS REF	CURVE TYPE	RESPONSE					CONCENTRATION (UG/L)				
			LVL 1 LVL 6	LVL 2 LVL 7	LVL 3 LVL 8	LVL 4	LVL 5	LVL 1 LVL 6	LVL 2 LVL 7	LVL 3 LVL 8	LVL 4	LVL 5
p-Diethylbenzene	DCBd 4	Ave	+++++ 498203	4871 2061756	9367 4760309	49294	193696	+++++ 50.0	0.500 200	1.00 500	5.00	20.0
n-Butylbenzene	DCBd 4	Ave	+++++ 529102	5474 2128688	10133 5243169	53898	202746	+++++ 50.0	0.500 200	1.00 500	5.00	20.0
1,2-Dichlorobenzene	DCBd 4	Ave	+++++ 462109	4546 1845549	8906 4736253	47103	189328	+++++ 50.0	0.500 200	1.00 500	5.00	20.0
1,2,4,5-Tetramethylbenzene	DCBd 4	Ave	+++++ 922514	8664 3874264	17389 8524203	89459	361788	+++++ 50.0	0.500 200	1.00 500	5.00	20.0
1,2-Dibromo-3-Chloropropane	DCBd 4	Ave	+++++ 53636	579 220381	1075 581010	5492	22840	+++++ 50.0	0.500 200	1.00 500	5.00	20.0
1,3,5-Trichlorobenzene	DCBd 4	Ave	+++++ 373129	3726 1541685	7019 3478985	38176	144396	+++++ 50.0	0.500 200	1.00 500	5.00	20.0
1,2,4-Trichlorobenzene	DCBd 4	Ave	+++++ 351093	3445 1396949	6782 3414942	35604	135559	+++++ 50.0	0.500 200	1.00 500	5.00	20.0
Hexachlorobutadiene	DCBd 4	Ave	+++++ 151484	1658 664031	2748 1676499	14959	53006	+++++ 50.0	0.500 200	1.00 500	5.00	20.0
Naphthalene	DCBd 4	Ave	+++++ 859341	8582 3483198	16948 8172328	87114	351122	+++++ 50.0	0.500 200	1.00 500	5.00	20.0
1,2,3-Trichlorobenzene	DCBd 4	Ave	+++++ 323456	3407 1329142	6775 3257341	32321	127491	+++++ 50.0	0.500 200	1.00 500	5.00	20.0
Dibromofluoromethane (Surr)	FB	Ave	144273 129606	144768 132807	133511 141830	136836	132093	50.0 50.0	50.0 50.0	50.0 50.0	50.0	50.0
1,2-Dichloroethane-d4 (Surr)	FB	Ave	174094 160327	173554 176657	158819 209169	165700	159607	50.0 50.0	50.0 50.0	50.0 50.0	50.0	50.0
Toluene-d8 (Surr)	CBNZ d5	Ave	480602	486467	441257	460847	447231	50.0	50.0	50.0	50.0	50.0

FORM VI
GC/MS VOA BY INTERNAL STANDARD - INITIAL CALIBRATION DATA
RESPONSE AND CONCENTRATION

Lab Name: Eurofins Edison Job No.: 460-266280-1 Analy Batch No.: 864234

SDG No.:

Instrument ID: CVOAMS17 GC Column: DB-624 ID: 0.18(mm) Heated Purge: (Y/N) N

Calibration Start Date: 09/01/2022 08:57 Calibration End Date: 09/01/2022 11:22 Calibration ID: 91284

ANALYTE	IS REF	CURVE TYPE	RESPONSE					CONCENTRATION (UG/L)				
			LVL 1 LVL 6	LVL 2 LVL 7	LVL 3 LVL 8	LVL 4	LVL 5	LVL 1 LVL 6	LVL 2 LVL 7	LVL 3 LVL 8	LVL 4	LVL 5
			450104	480738	518538			50.0	50.0	50.0		
Bromofluorobenzene	CBNZ d5	Ave	150984	151153	134561	143385	135835	50.0	50.0	50.0	50.0	50.0
			132515	137505	149276			50.0	50.0	50.0		

Curve Type Legend
Ave = Average ISTD
QuaF = Quadratic ISTD forced zero

Eurofins Edison
Target Compound Quantitation Report

Data File: \\chromfs\Edison\ChromData\CVOAMS17\20220901-149891.b\TT59890.D
Lims ID: STD8
Client ID:
Sample Type: IC Calib Level: 8
Inject. Date: 01-Sep-2022 08:57:30 ALS Bottle#: 2 Worklist Smp#: 3
Purge Vol: 5.000 mL Dil. Factor: 1.0000
Sample Info: STD8
Misc. Info.: 460-0149891-003
Operator ID: Instrument ID: CVOAMS17
Sublist: chrom-8260W_17*sub2

Method: \\chromfs\Edison\ChromData\CVOAMS17\20220901-149891.b\8260W_17.m
Limit Group: VOA - 8260D Water and Solid
Last Update: 02-Sep-2022 15:15:33 Calib Date: 01-Sep-2022 11:22:30
Integrator: RTE ID Type: Deconvolution ID
Quant Method: Internal Standard Quant By: Initial Calibration
Last ICal File: \\chromfs\Edison\ChromData\CVOAMS17\20220901-149891.b\TT59897.D

Column 1 : DB-624 (0.18 mm) Det: MS Quad
Process Host: CTX1631

First Level Reviewer: FK2C Date: 01-Sep-2022 09:51:54

Compound	Sig	RT (min.)	Exp RT (min.)	Dlt RT (min.)	Q	Response	Cal Amt ug/l	OnCol Amt ug/l	Flags
8 Butadiene	54	1.507	1.507	0.000	88	2016	0.2500	0.3055	M
* 31 TBA-d9 (IS)	66	2.732	2.726	0.006	0	43331	1000.0	1000.0	
35 Acrylonitrile	53	2.951	2.945	0.006	85	3632	2.00	1.93	
* 42 2-Butanone-d5	46	3.683	3.689	-0.006	0	311233	250.0	250.0	
$ 55 Dibromofluoromethane (Surr)	113	4.116	4.122	-0.006	96	144273	50.0	50.4	
$ 61 1,2-Dichloroethane-d4 (Surr)	65	4.445	4.445	0.000	0	174094	50.0	48.4	
* 66 Fluorobenzene	96	4.701	4.701	0.000	97	552455	50.0	50.0	
* 72 1,4-Dioxane-d8	96	5.390	5.384	0.006	0	23169	1000.0	1000.0	
80 Epichlorohydrin	57	6.030	6.024	0.006	50	2475	5.00	5.78	
$ 83 Toluene-d8 (Surr)	98	6.304	6.304	0.000	98	480602	50.0	50.1	
* 94 Chlorobenzene-d5	117	8.042	8.042	0.000	90	372553	50.0	50.0	
$ 105 4-Bromofluorobenzene	174	9.560	9.560	0.000	89	150984	50.0	52.2	
* 121 1,4-Dichlorobenzene-d4	152	10.761	10.755	0.006	98	225379	50.0	50.0	

QC Flag Legend

Processing Flags
Review Flags
M - Manually Integrated

Reagents:

524freon_00056	Amount Added:	0.00	Units: uL	
ACROLEIN W_00143	Amount Added:	0.00	Units: uL	
8260MIX1COMB_00158	Amount Added:	0.00	Units: uL	
14DIOXINTER_00145	Amount Added:	0.00	Units: uL	
ACRY/EPIH MIX_00103	Amount Added:	20.00	Units: uL	
GASES Li_00491	Amount Added:	2.50	Units: uL	
VOA6IS/SURR_00060	Amount Added:	5.00	Units: uL	Run Reagent

Report Date: 02-Sep-2022 15:15:34 Chrom Revision: 2.3 30-Aug-2022 19:06:20

Eurofins Edison

Data File: \\chromfs\Edison\ChromData\CVOAMS17\20220901-149891.b\TT59890.D

Injection Date: 01-Sep-2022 08:57:30 Instrument ID: CVOAMS17

Lims ID: STD8

Client ID:

Operator ID: ALS Bottle#: 2 Worklist Smp#: 3

Purge Vol: 5.000 mL Dil. Factor: 1.0000

Method: 8260W_17 Limit Group: VOA - 8260D Water and Solid

Column: DB-624 (0.18 mm)

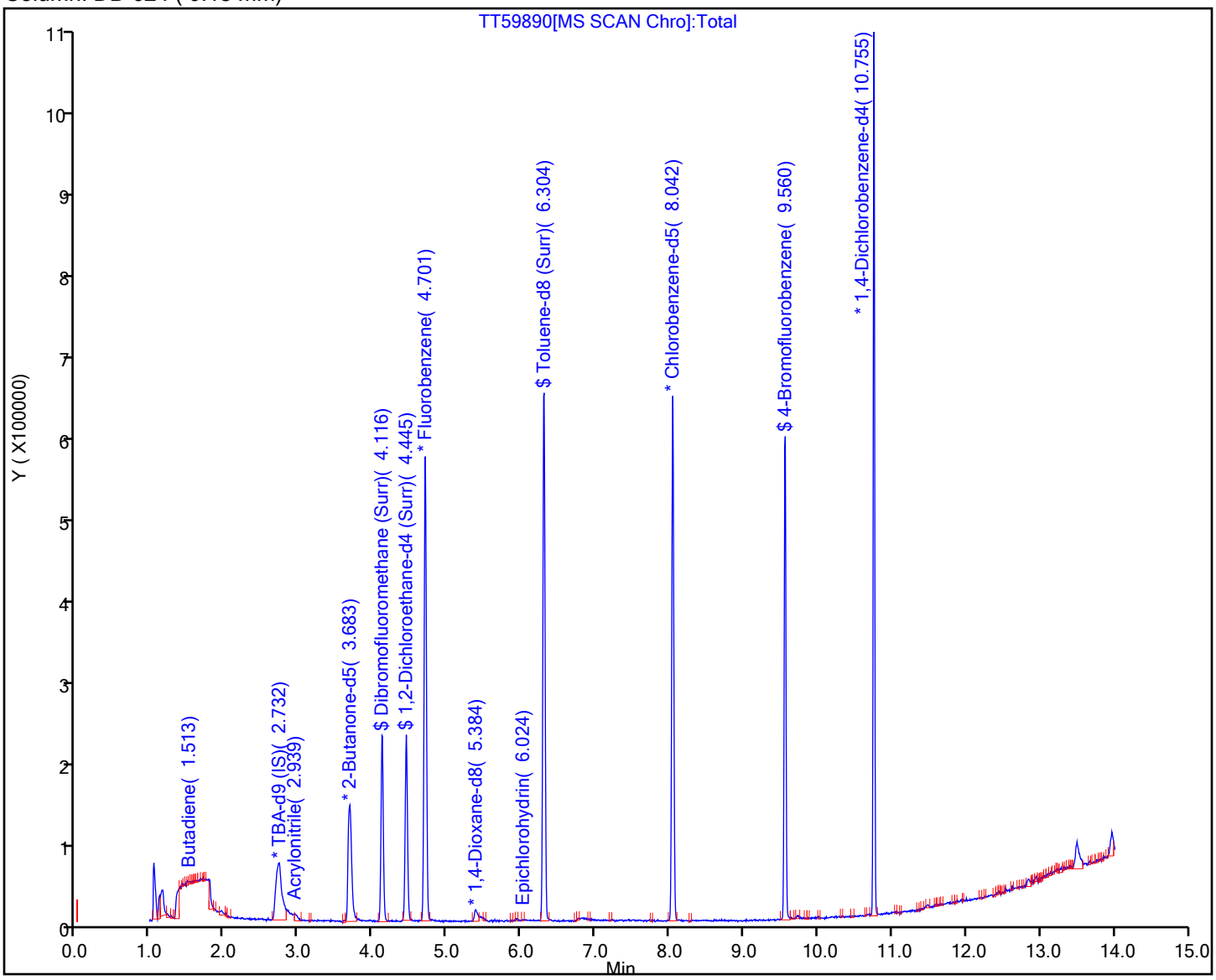

Eurofins Edison

Data File: \\chromfs\Edison\ChromData\CVOAMS17\20220901-149891.b\TT59890.D
Injection Date: 01-Sep-2022 08:57:30 Instrument ID: CVOAMS17
Lims ID: STD8
Client ID:
Operator ID: ALS Bottle#: 2 Worklist Smp#: 3
Purge Vol: 5.000 mL Dil. Factor: 1.0000
Method: 8260W_17 Limit Group: VOA - 8260D Water and Solid
Column: DB-624 (0.18 mm) Detector MS Quad

8 Butadiene, CAS: 106-99-0

Signal: 1

Processing Integration Results

RT: 1.51
Area: 4256
Amount: 0.638514
Amount Units: ug/l

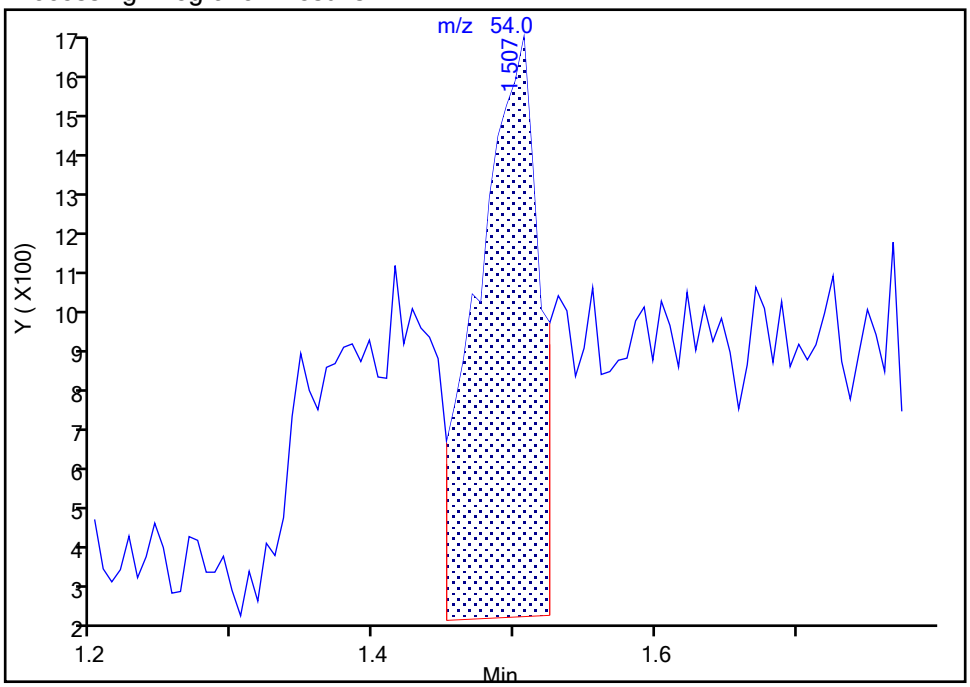

Manual Integration Results

RT: 1.51
Area: 2016
Amount: 0.305519
Amount Units: ug/l

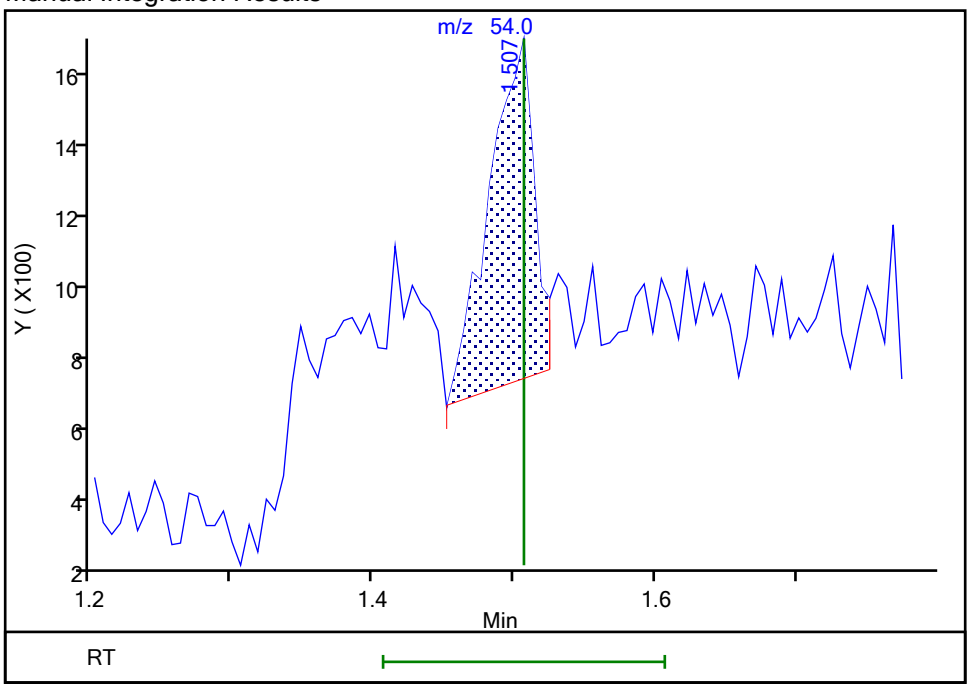

Reviewer: W9CM, 02-Sep-2022 13:40:18
Audit Action: Manually Integrated Audit Reason: Baseline

User Disabled Compound Report

Eurofins Edison

Data File: \\chromfs\Edison\ChromData\CVOAMS17\20220901-149891.b\TT59890.D
Injection Date: 01-Sep-2022 08:57:30 Instrument ID: CVOAMS17
Lims ID: STD8
Client ID:
Operator ID: ALS Bottle#: 2 Worklist Smp#: 3
Purge Vol: 5.000 mL Dil. Factor: 1.0000
Method: 8260W_17 Limit Group: VOA - 8260D Water and Solid
Column: DB-624 (0.18 mm) Detector MS Quad

97 1,1,1,2-Tetrachloroethane, CAS: 630-20-6

Processing Results

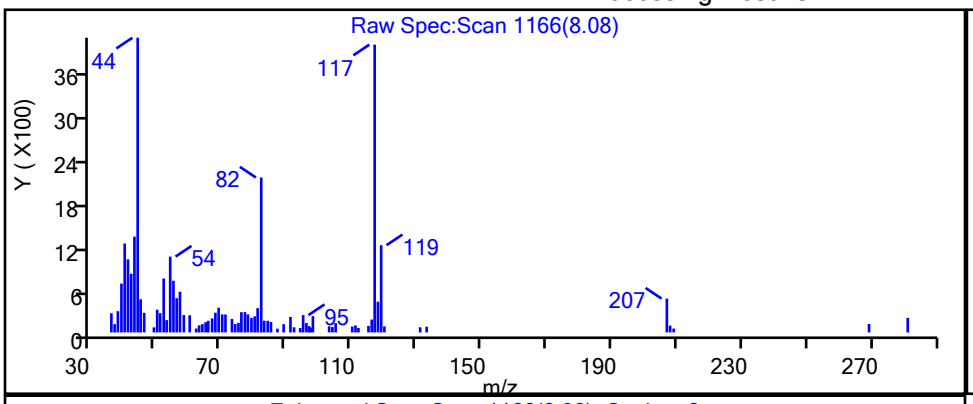

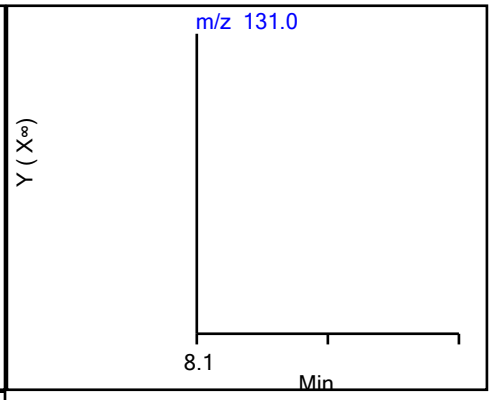

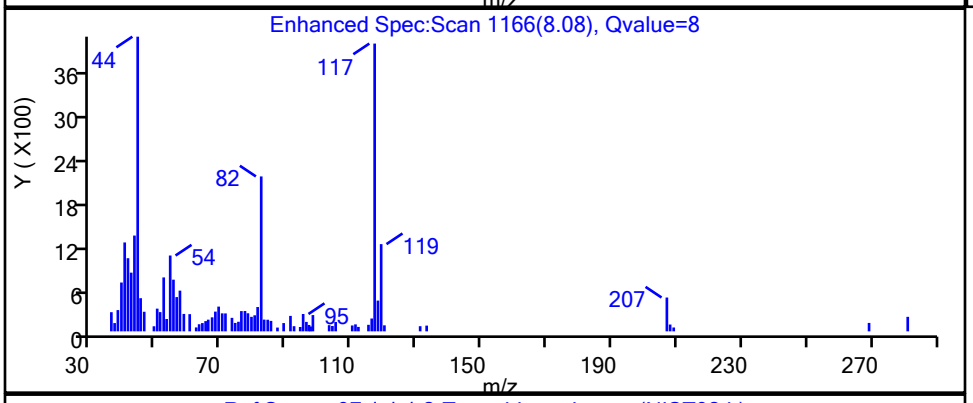

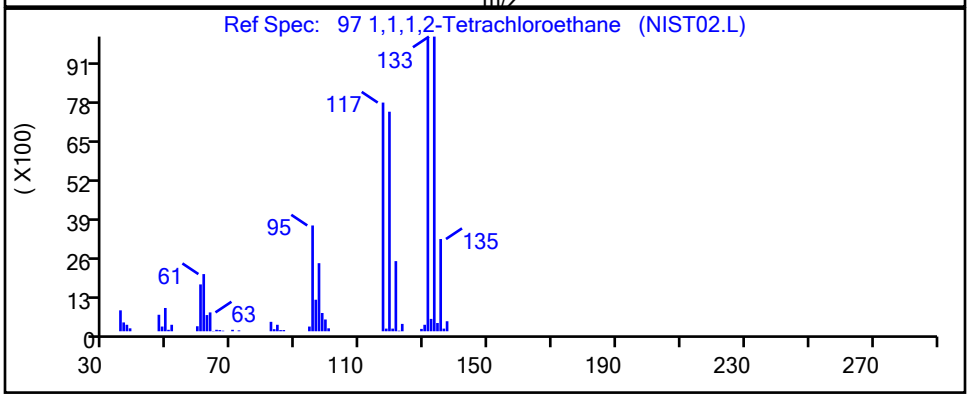

RT	Mass	Response	Amount
8.08	131.00	76	0.018755

Reviewer: FK2C, 01-Sep-2022 09:50:52
Audit Action: Marked Compound Undetected Audit Reason: Invalid Compound ID

User Disabled Compound Report

Eurofins Edison

Data File: \\chromfs\Edison\ChromData\CVOAMS17\20220901-149891.b\TT59890.D
Injection Date: 01-Sep-2022 08:57:30 Instrument ID: CVOAMS17
Lims ID: STD8
Client ID:
Operator ID: ALS Bottle#: 2 Worklist Smp#: 3
Purge Vol: 5.000 mL Dil. Factor: 1.0000
Method: 8260W_17 Limit Group: VOA - 8260D Water and Solid
Column: DB-624 (0.18 mm) Detector MS Quad

54 1,1,1-Trichloroethane, CAS: 71-55-6

Processing Results

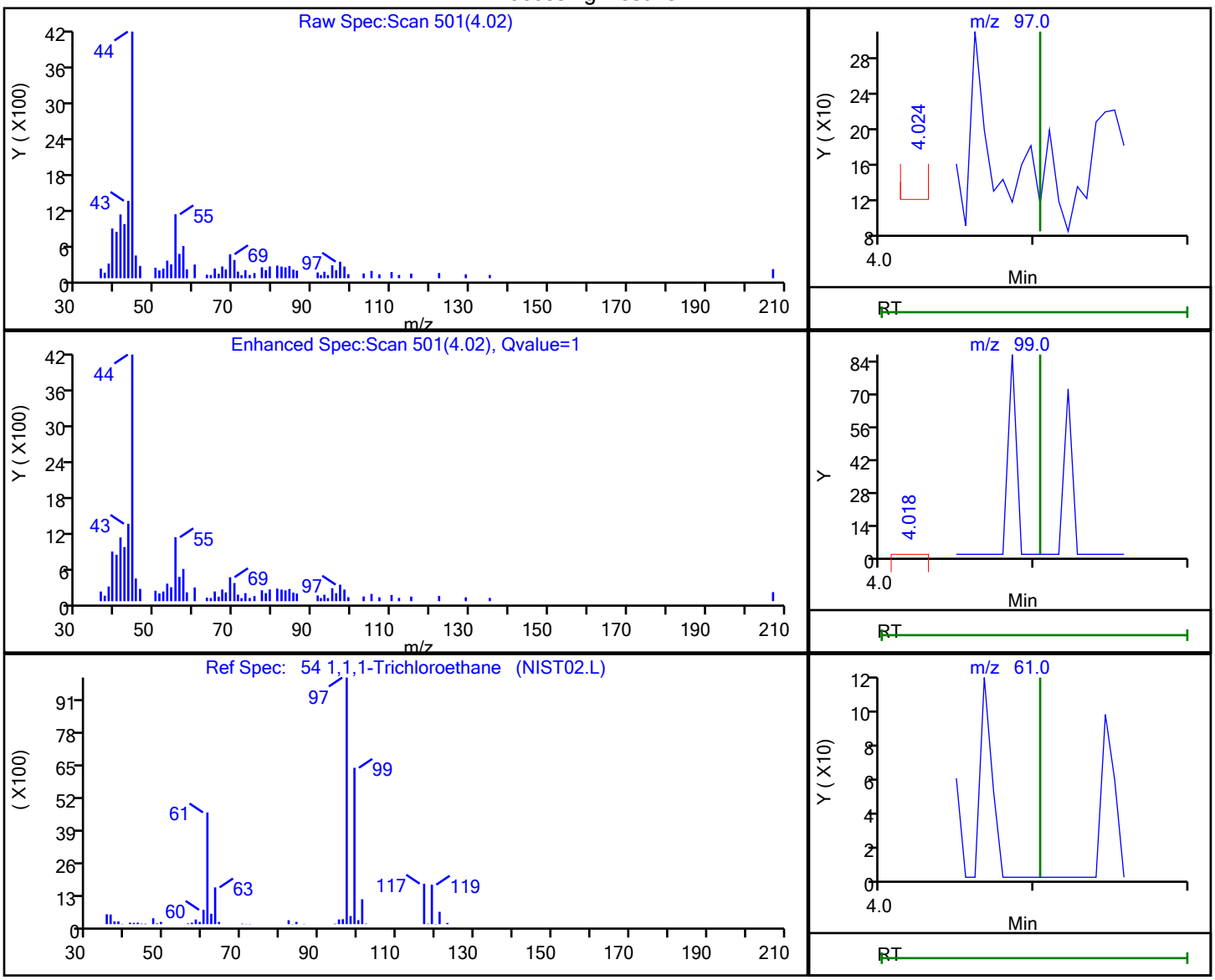

RT	Mass	Response	Amount
4.02	97.00	79	0.009930
4.02	99.00	90	
4.01	61.00	103	

Reviewer: FK2C, 01-Sep-2022 09:50:14
Audit Action: Marked Compound Undetected Audit Reason: Invalid Compound ID

User Disabled Compound Report

Eurofins Edison

Data File: \\chromfs\Edison\ChromData\CVOAMS17\20220901-149891.b\TT59890.D
Injection Date: 01-Sep-2022 08:57:30 Instrument ID: CVOAMS17
Lims ID: STD8
Client ID:
Operator ID: ALS Bottle#: 2 Worklist Smp#: 3
Purge Vol: 5.000 mL Dil. Factor: 1.0000
Method: 8260W_17 Limit Group: VOA - 8260D Water and Solid
Column: DB-624 (0.18 mm) Detector MS Quad

18 1,1,1-Trifluoro-2,2-dichloroethane, CAS: 306-83-2

Processing Results

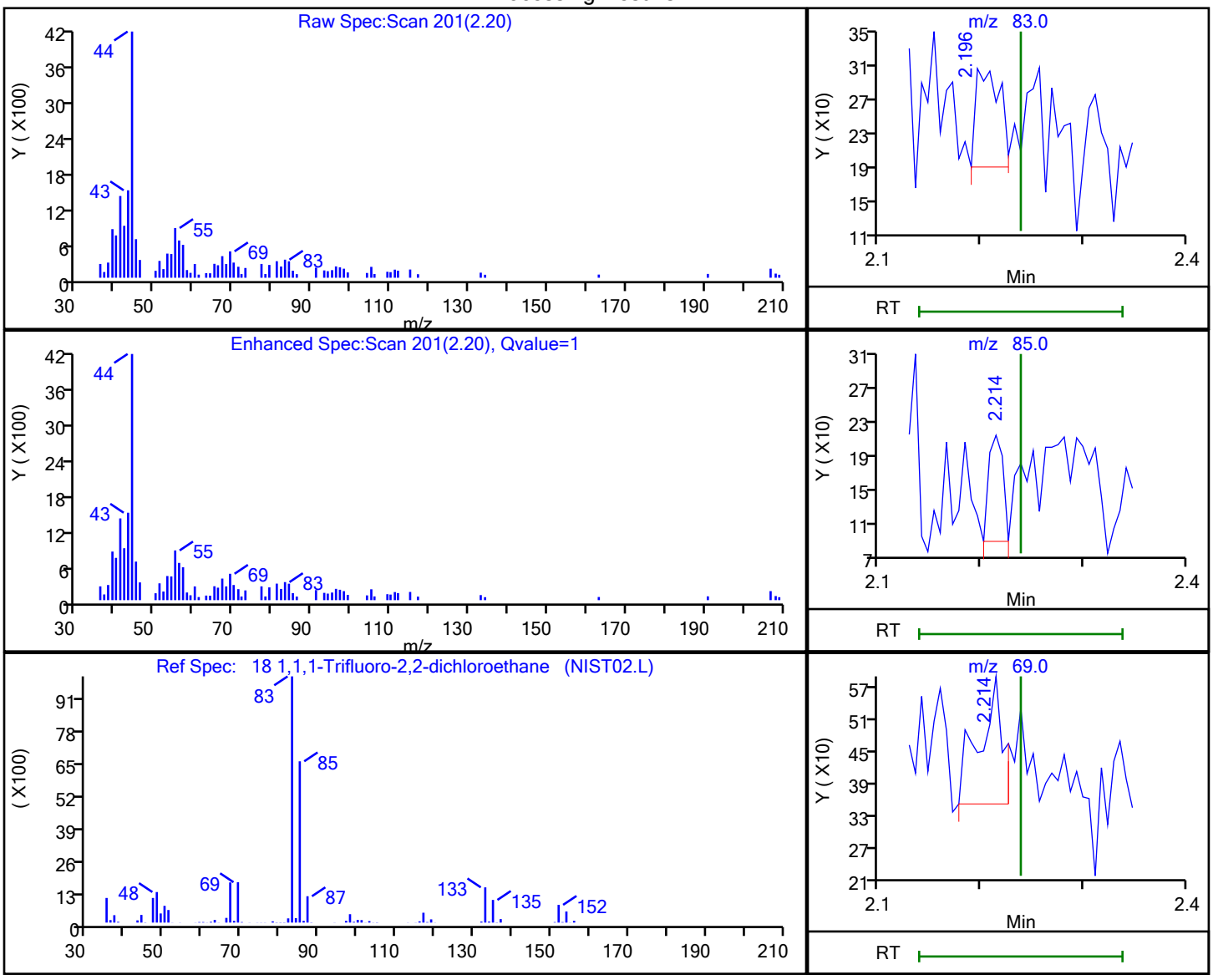

RT	Mass	Response	Amount
2.20	83.00	192	0.028125
2.21	85.00	120	
2.21	69.00	378	
2.20	67.00	445	

Reviewer: FK2C, 01-Sep-2022 09:49:44
Audit Action: Marked Compound Undetected Audit Reason: Invalid Compound ID

User Disabled Compound Report

Eurofins Edison

Data File: \\chromfs\Edison\ChromData\CVOAMS17\20220901-149891.b\TT59890.D
Injection Date: 01-Sep-2022 08:57:30 Instrument ID: CVOAMS17
Lims ID: STD8
Client ID:
Operator ID: ALS Bottle#: 2 Worklist Smp#: 3
Purge Vol: 5.000 mL Dil. Factor: 1.0000
Method: 8260W_17 Limit Group: VOA - 8260D Water and Solid
Column: DB-624 (0.18 mm) Detector MS Quad

107 1,1,2,2-Tetrachloroethane, CAS: 79-34-5

Processing Results

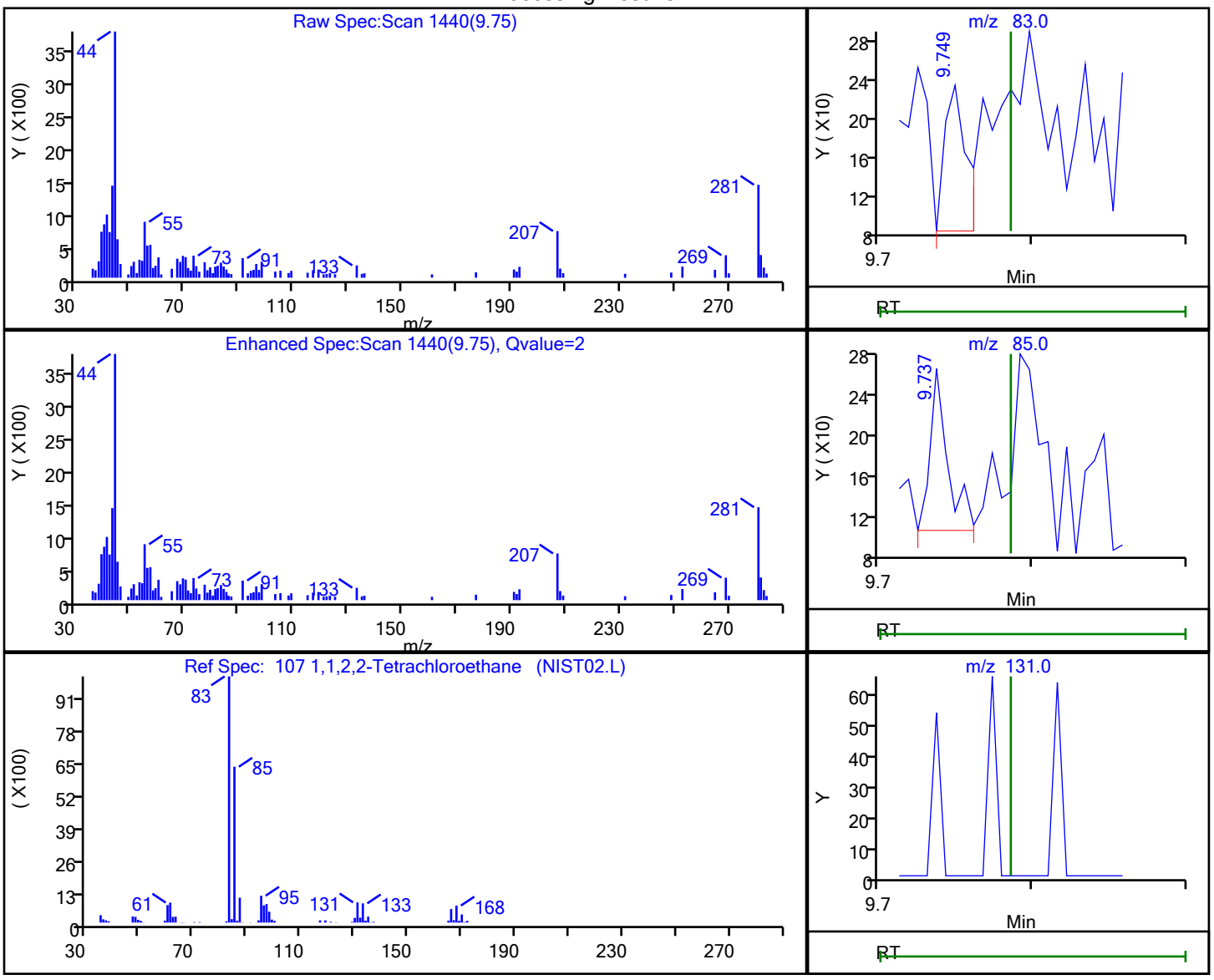

RT	Mass	Response	Amount
9.75	83.00	146	0.025372
9.74	85.00	124	
9.79	131.00	0	

Reviewer: FK2C, 01-Sep-2022 09:50:59
Audit Action: Marked Compound Undetected Audit Reason: Invalid Compound ID

User Disabled Compound Report

Eurofins Edison

Data File: \\chromfs\Edison\ChromData\CVOAMS17\20220901-149891.b\TT59890.D
Injection Date: 01-Sep-2022 08:57:30 Instrument ID: CVOAMS17
Lims ID: STD8
Client ID:
Operator ID: ALS Bottle#: 2 Worklist Smp#: 3
Purge Vol: 5.000 mL Dil. Factor: 1.0000
Method: 8260W_17 Limit Group: VOA - 8260D Water and Solid
Column: DB-624 (0.18 mm) Detector MS Quad

87 1,1,2-Trichloroethane, CAS: 79-00-5

Processing Results

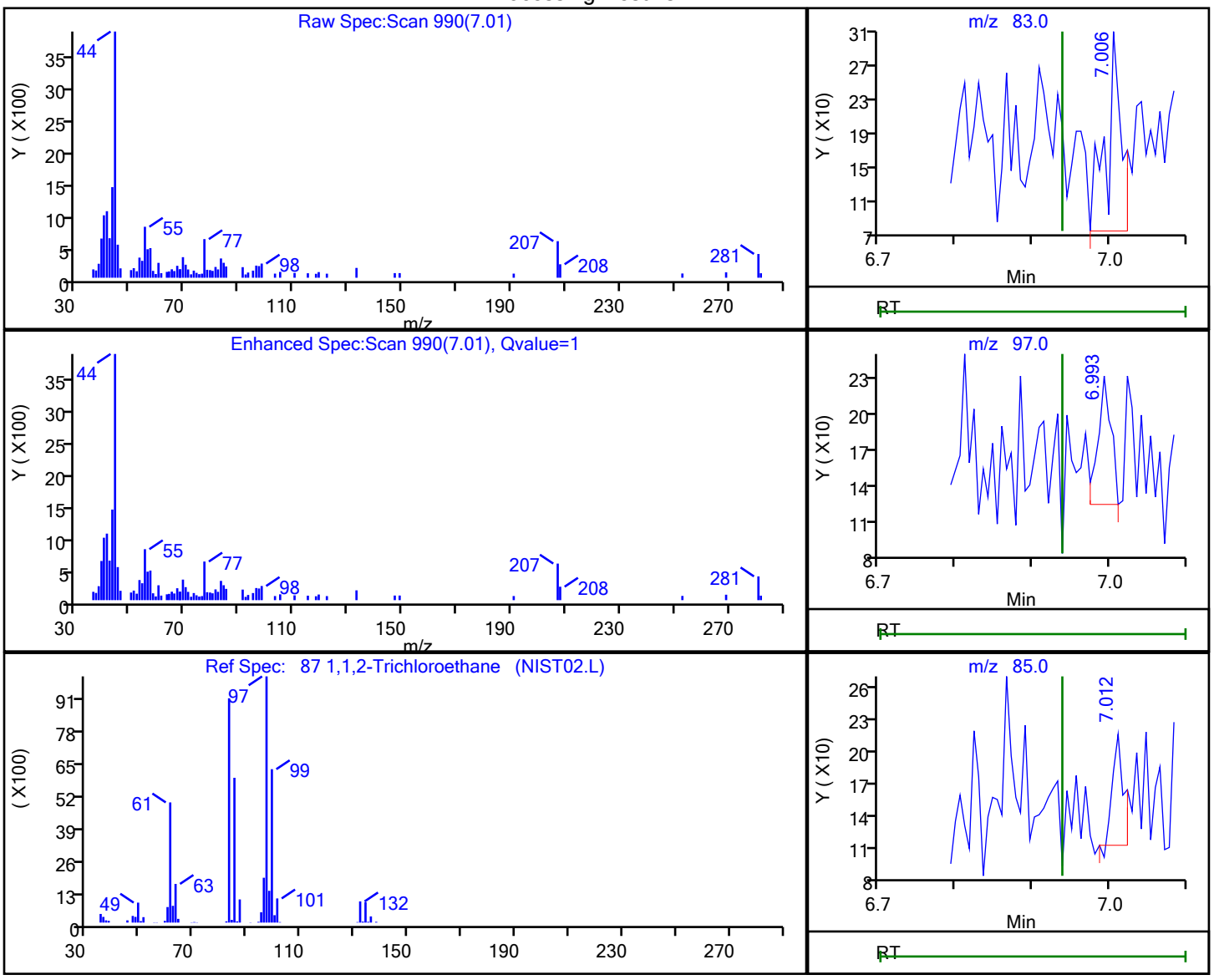

RT	Mass	Response	Amount
7.01	83.00	303	0.095492
6.99	97.00	125	
7.01	85.00	102	

Reviewer: FK2C, 01-Sep-2022 09:50:41
Audit Action: Marked Compound Undetected Audit Reason: Invalid Compound ID

User Disabled Compound Report

Eurofins Edison

Data File: \\chromfs\Edison\ChromData\CVOAMS17\20220901-149891.b\TT59890.D
Injection Date: 01-Sep-2022 08:57:30 Instrument ID: CVOAMS17
Lims ID: STD8
Client ID:
Operator ID: ALS Bottle#: 2 Worklist Smp#: 3
Purge Vol: 5.000 mL Dil. Factor: 1.0000
Method: 8260W_17 Limit Group: VOA - 8260D Water and Solid
Column: DB-624 (0.18 mm) Detector MS Quad

38 1,1-Dichloroethane, CAS: 75-34-3

Processing Results

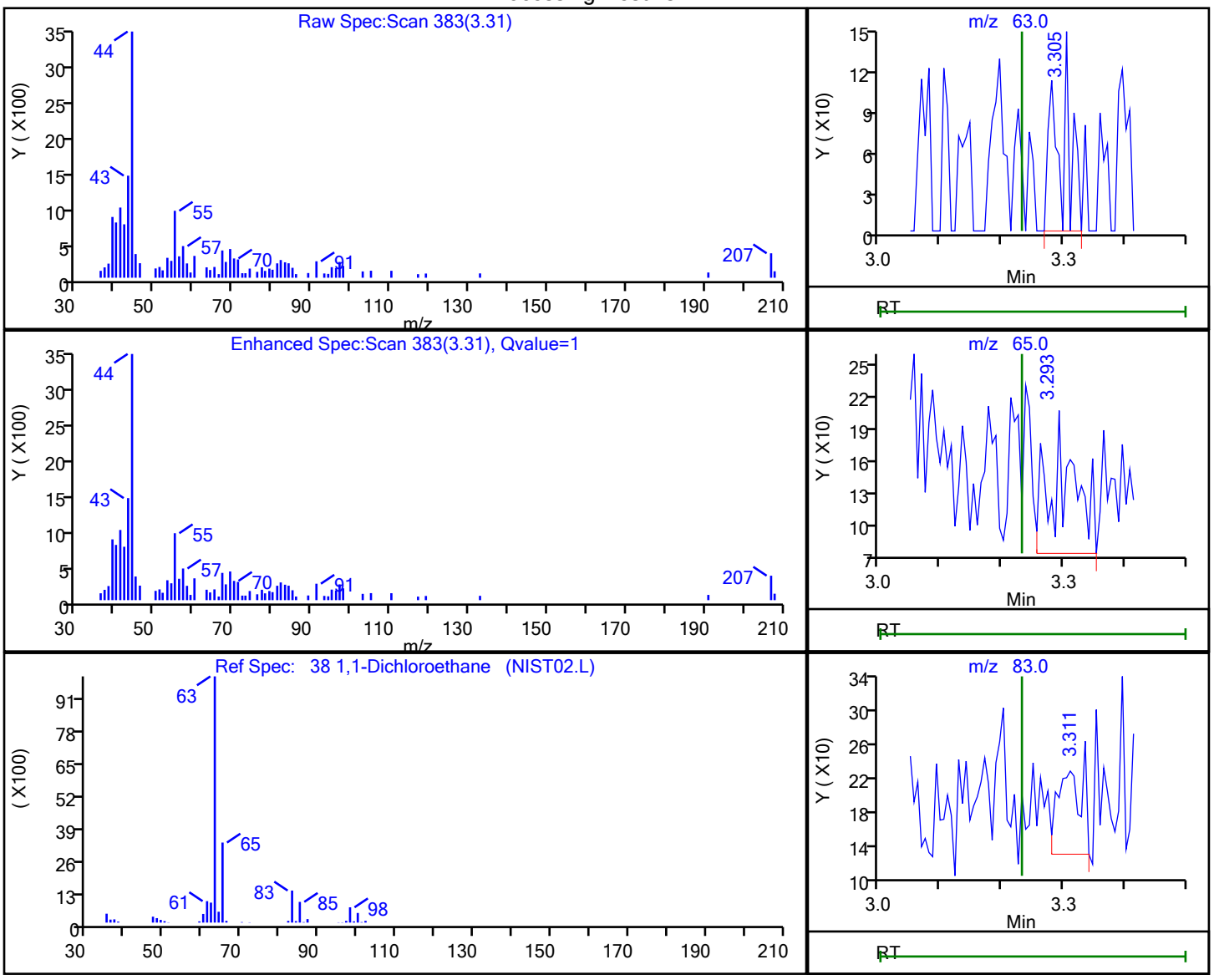

RT	Mass	Response	Amount
3.31	63.00	218	0.022771
3.29	65.00	347	
3.31	83.00	282	

Reviewer: FK2C, 01-Sep-2022 09:49:59
Audit Action: Marked Compound Undetected Audit Reason: Invalid Compound ID

User Disabled Compound Report

Eurofins Edison

Data File: \\chromfs\Edison\ChromData\CVOAMS17\20220901-149891.b\TT59890.D
Injection Date: 01-Sep-2022 08:57:30 Instrument ID: CVOAMS17
Lims ID: STD8
Client ID:
Operator ID: ALS Bottle#: 2 Worklist Smp#: 3
Purge Vol: 5.000 mL Dil. Factor: 1.0000
Method: 8260W_17 Limit Group: VOA - 8260D Water and Solid
Column: DB-624 (0.18 mm) Detector MS Quad

21 1,1-Dichloroethene, CAS: 75-35-4

Processing Results

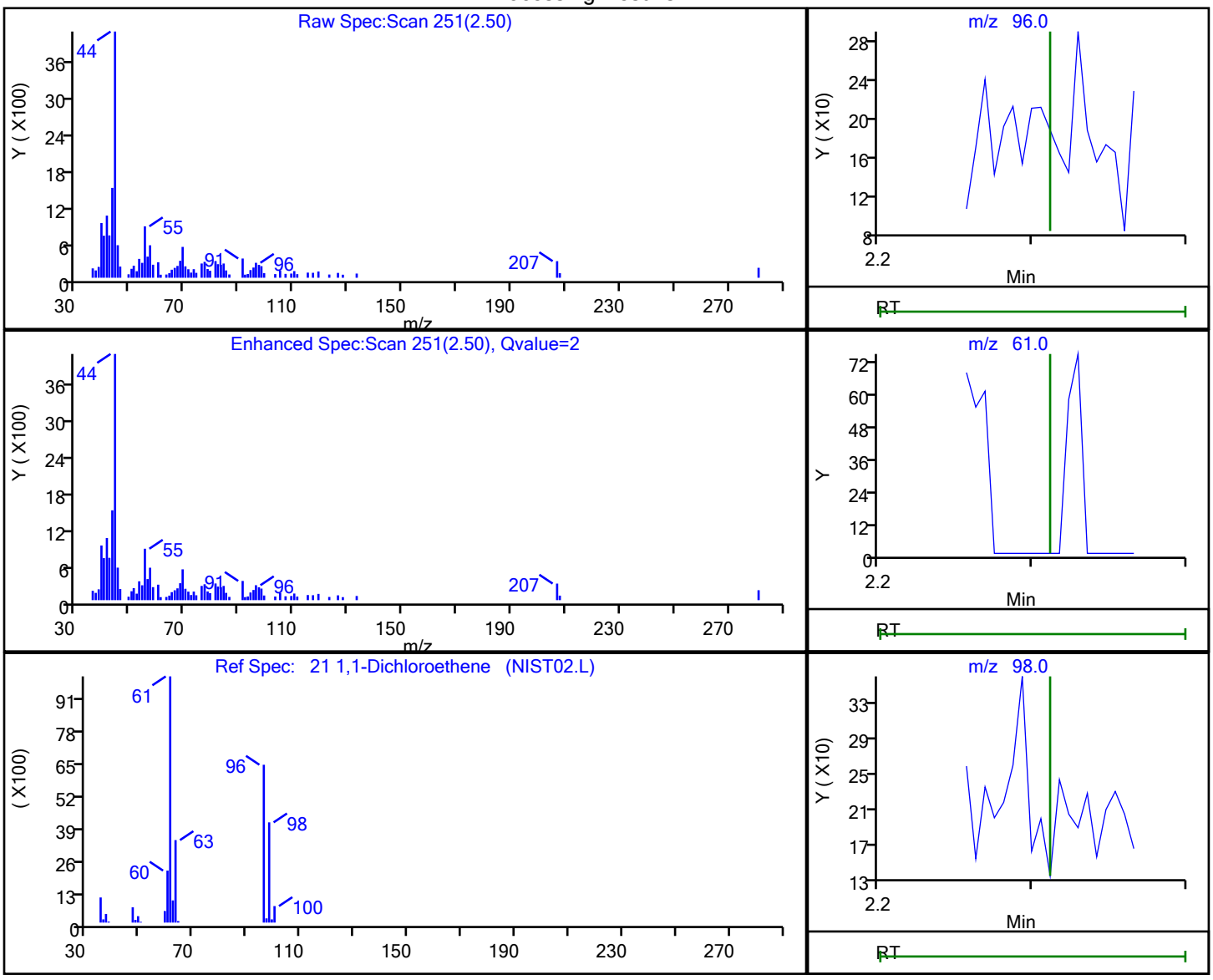

RT	Mass	Response	Amount
2.50	96.00	125	0.029473
2.49	61.00	47	
2.51	98.00	80	
2.49	63.00	117	

Reviewer: FK2C, 01-Sep-2022 09:49:45
Audit Action: Marked Compound Undetected Audit Reason: Invalid Compound ID

User Disabled Compound Report

Eurofins Edison

Data File: \\chromfs\Edison\ChromData\CVOAMS17\20220901-149891.b\TT59890.D
Injection Date: 01-Sep-2022 08:57:30 Instrument ID: CVOAMS17
Lims ID: STD8
Client ID:
Operator ID: ALS Bottle#: 2 Worklist Smp#: 3
Purge Vol: 5.000 mL Dil. Factor: 1.0000
Method: 8260W_17 Limit Group: VOA - 8260D Water and Solid
Column: DB-624 (0.18 mm) Detector MS Quad

57 1,1-Dichloropropene, CAS: 563-58-6

Processing Results

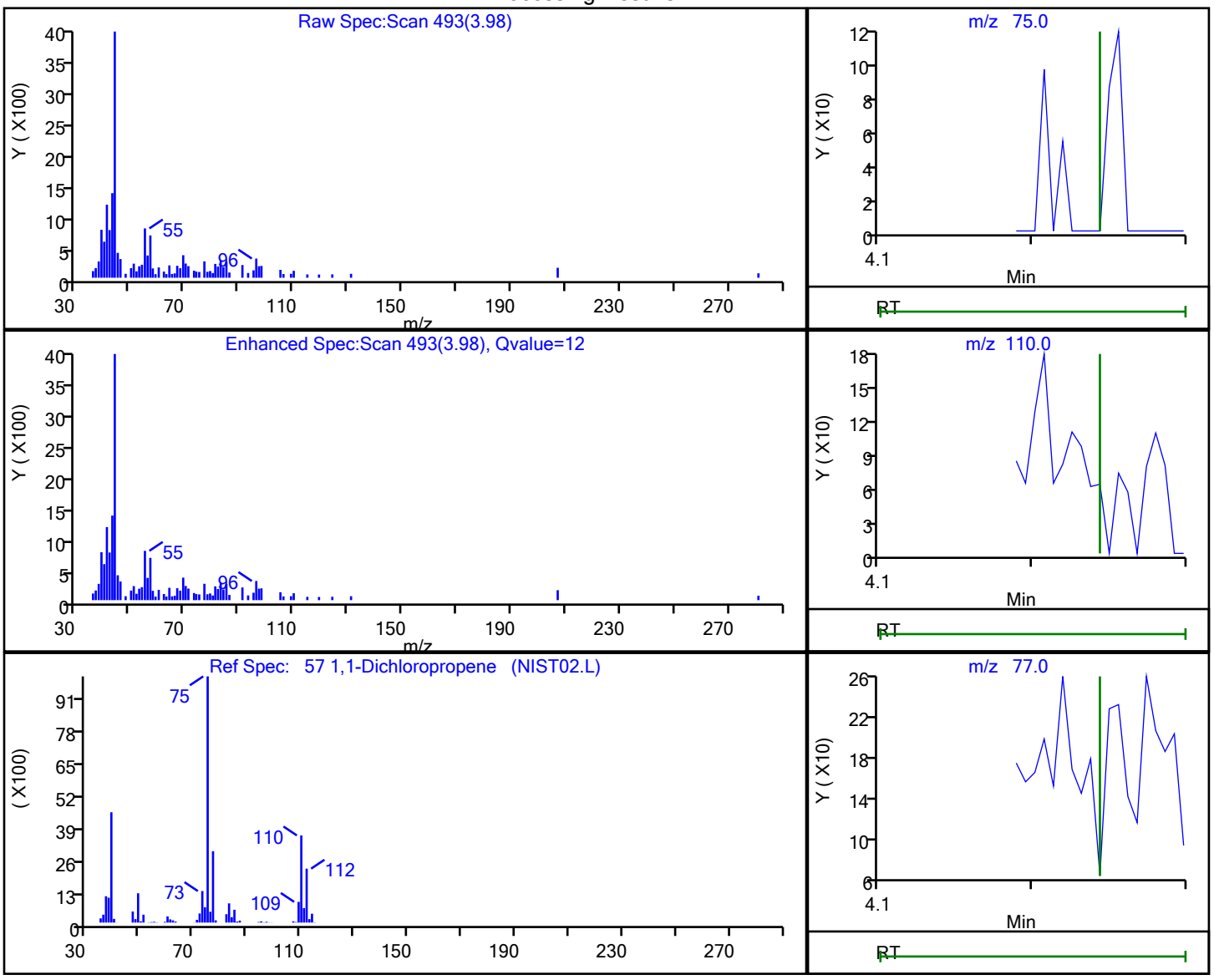

RT	Mass	Response	Amount
3.98	75.00	67	0.010353
3.98	110.00	99	
3.98	77.00	124	

Reviewer: FK2C, 01-Sep-2022 09:50:17
Audit Action: Marked Compound Undetected Audit Reason: Invalid Compound ID

User Disabled Compound Report

Eurofins Edison

Data File: \\chromfs\Edison\ChromData\CVOAMS17\20220901-149891.b\TT59890.D
Injection Date: 01-Sep-2022 08:57:30 Instrument ID: CVOAMS17
Lims ID: STD8
Client ID:
Operator ID: ALS Bottle#: 2 Worklist Smp#: 3
Purge Vol: 5.000 mL Dil. Factor: 1.0000
Method: 8260W_17 Limit Group: VOA - 8260D Water and Solid
Column: DB-624 (0.18 mm) Detector MS Quad

135 1,2,3-Trichlorobenzene, CAS: 87-61-6

Processing Results

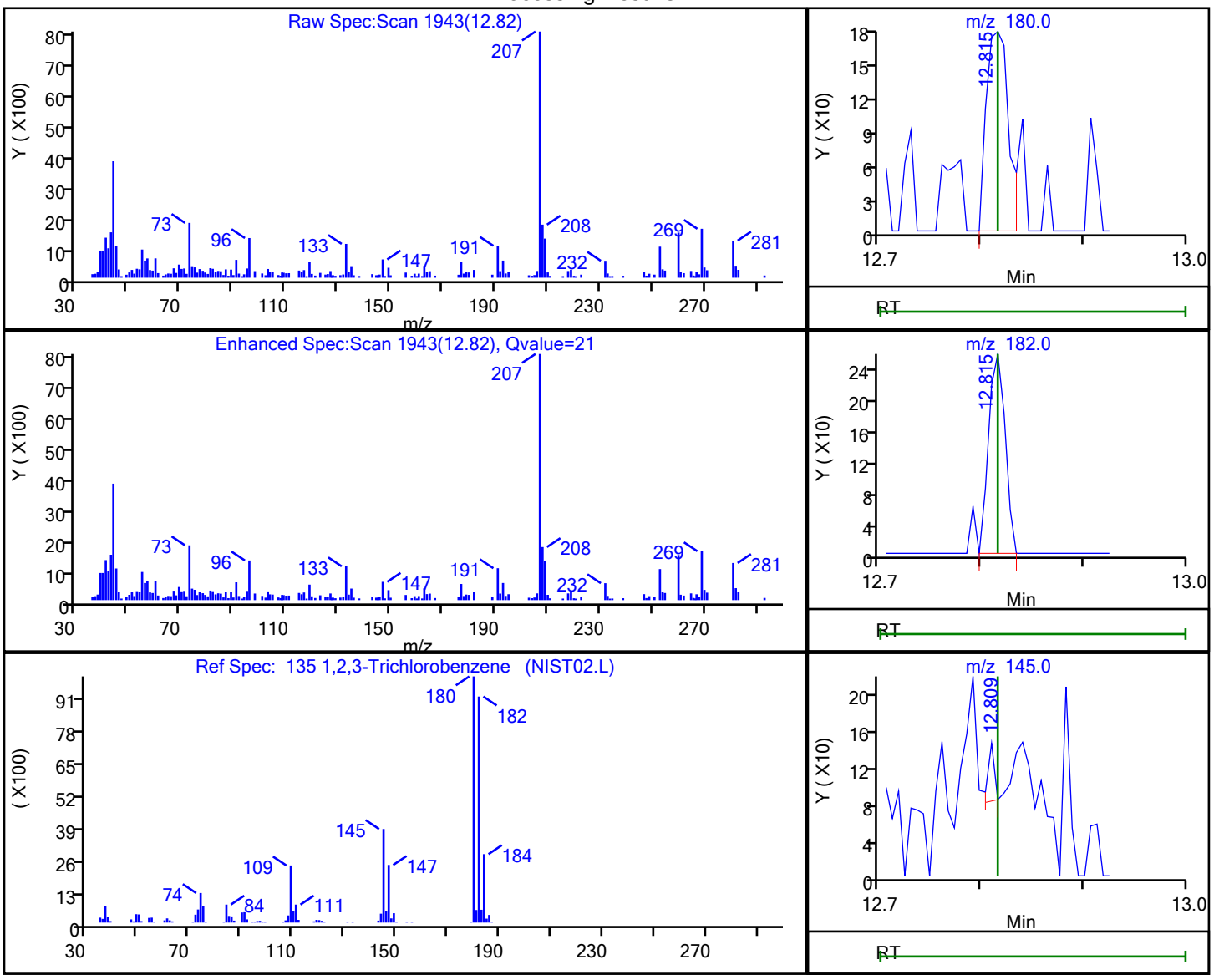

RT	Mass	Response	Amount
12.82	180.00	262	0.038033
12.82	182.00	289	
12.81	145.00	26	

Reviewer: W9CM, 02-Sep-2022 13:40:41
Audit Action: Marked Compound Undetected Audit Reason: Invalid Compound ID

User Disabled Compound Report

Eurofins Edison

Data File: \\chromfs\Edison\ChromData\CVOAMS17\20220901-149891.b\TT59890.D
Injection Date: 01-Sep-2022 08:57:30 Instrument ID: CVOAMS17
Lims ID: STD8
Client ID:
Operator ID: ALS Bottle#: 2 Worklist Smp#: 3
Purge Vol: 5.000 mL Dil. Factor: 1.0000
Method: 8260W_17 Limit Group: VOA - 8260D Water and Solid
Column: DB-624 (0.18 mm) Detector MS Quad

109 1,2,3-Trichloropropane, CAS: 96-18-4

Processing Results

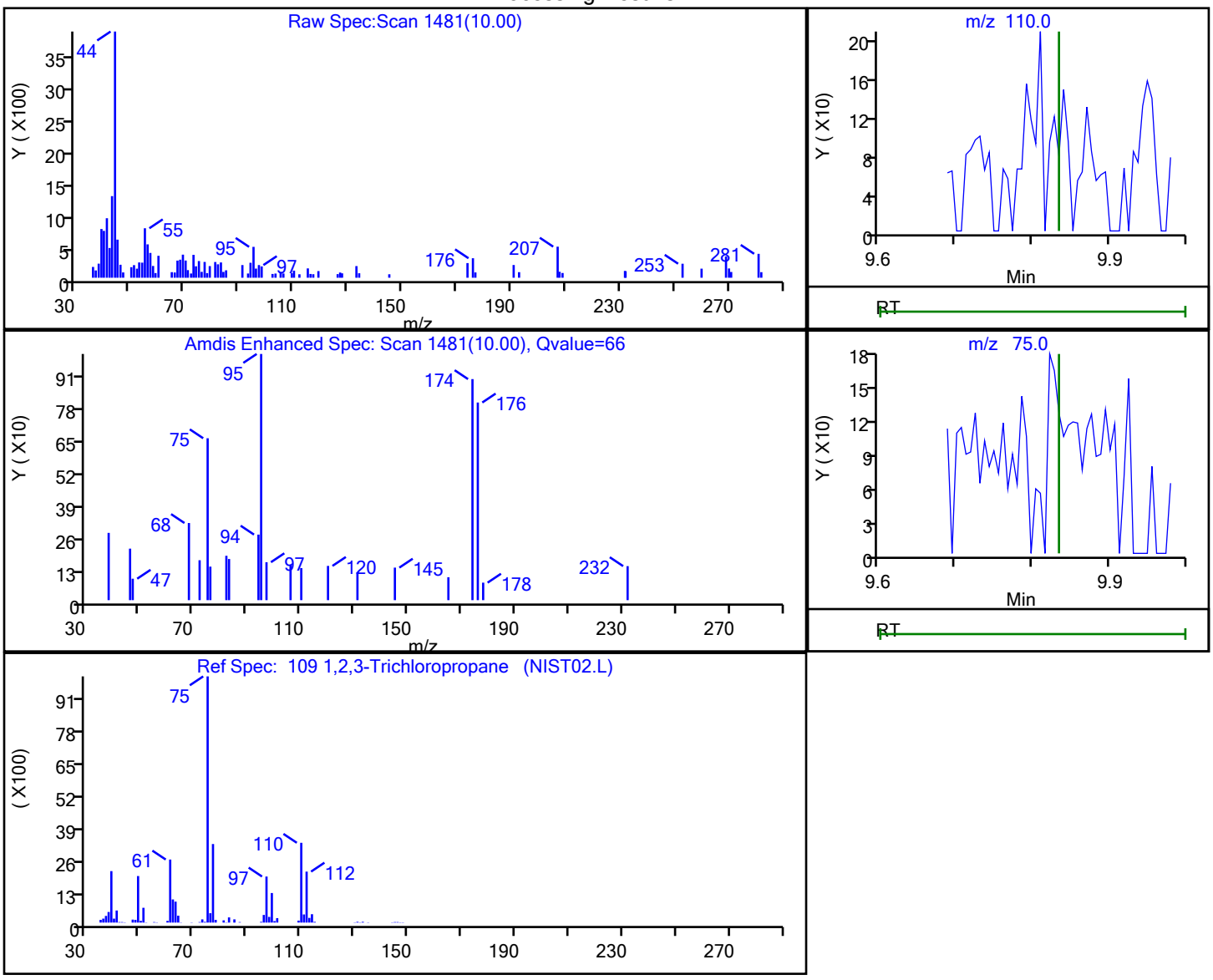

RT	Mass	Response	Amount
10.00	110.00	165	0.073918
10.00	75.00	622	

Reviewer: FK2C, 01-Sep-2022 09:51:04
Audit Action: Marked Compound Undetected Audit Reason: Invalid Compound ID

User Disabled Compound Report

Eurofins Edison

Data File: \\chromfs\Edison\ChromData\CVOAMS17\20220901-149891.b\TT59890.D
Injection Date: 01-Sep-2022 08:57:30 Instrument ID: CVOAMS17
Lims ID: STD8
Client ID:
Operator ID: ALS Bottle#: 2 Worklist Smp#: 3
Purge Vol: 5.000 mL Dil. Factor: 1.0000
Method: 8260W_17 Limit Group: VOA - 8260D Water and Solid
Column: DB-624 (0.18 mm) Detector MS Quad

123 1,2,3-Trimethylbenzene, CAS: 526-73-8

Processing Results

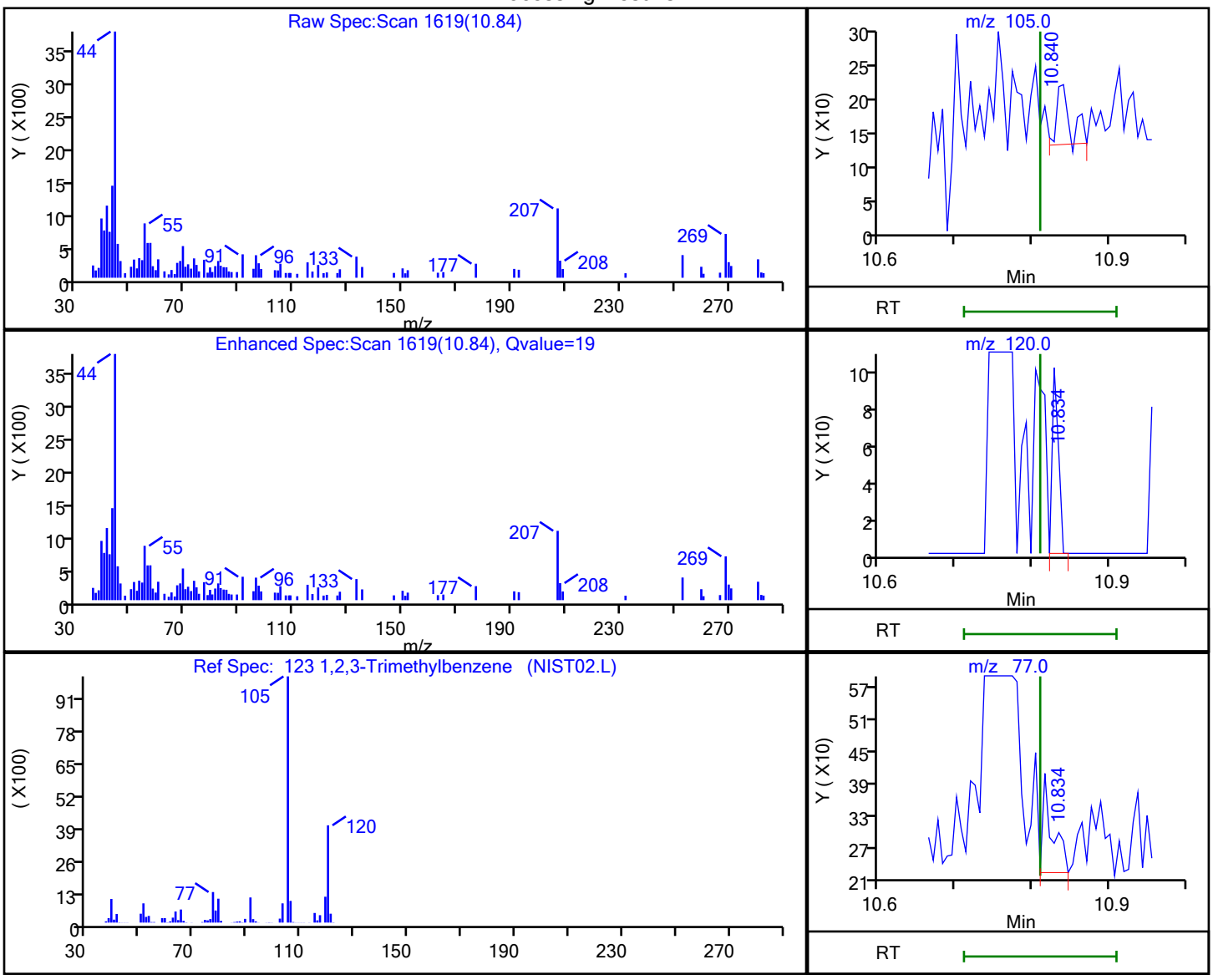

RT	Mass	Response	Amount
10.84	105.00	108	0.005893
10.83	120.00	53	
10.83	77.00	164	

Reviewer: FK2C, 01-Sep-2022 09:51:16
Audit Action: Marked Compound Undetected Audit Reason: Invalid Compound ID

User Disabled Compound Report

Eurofins Edison

Data File: \\chromfs\Edison\ChromData\CVOAMS17\20220901-149891.b\TT59890.D
Injection Date: 01-Sep-2022 08:57:30 Instrument ID: CVOAMS17
Lims ID: STD8
Client ID:
Operator ID: ALS Bottle#: 2 Worklist Smp#: 3
Purge Vol: 5.000 mL Dil. Factor: 1.0000
Method: 8260W_17 Limit Group: VOA - 8260D Water and Solid
Column: DB-624 (0.18 mm) Detector MS Quad

129 1,2,4,5-Tetramethylbenzene, CAS: 95-93-2

Processing Results

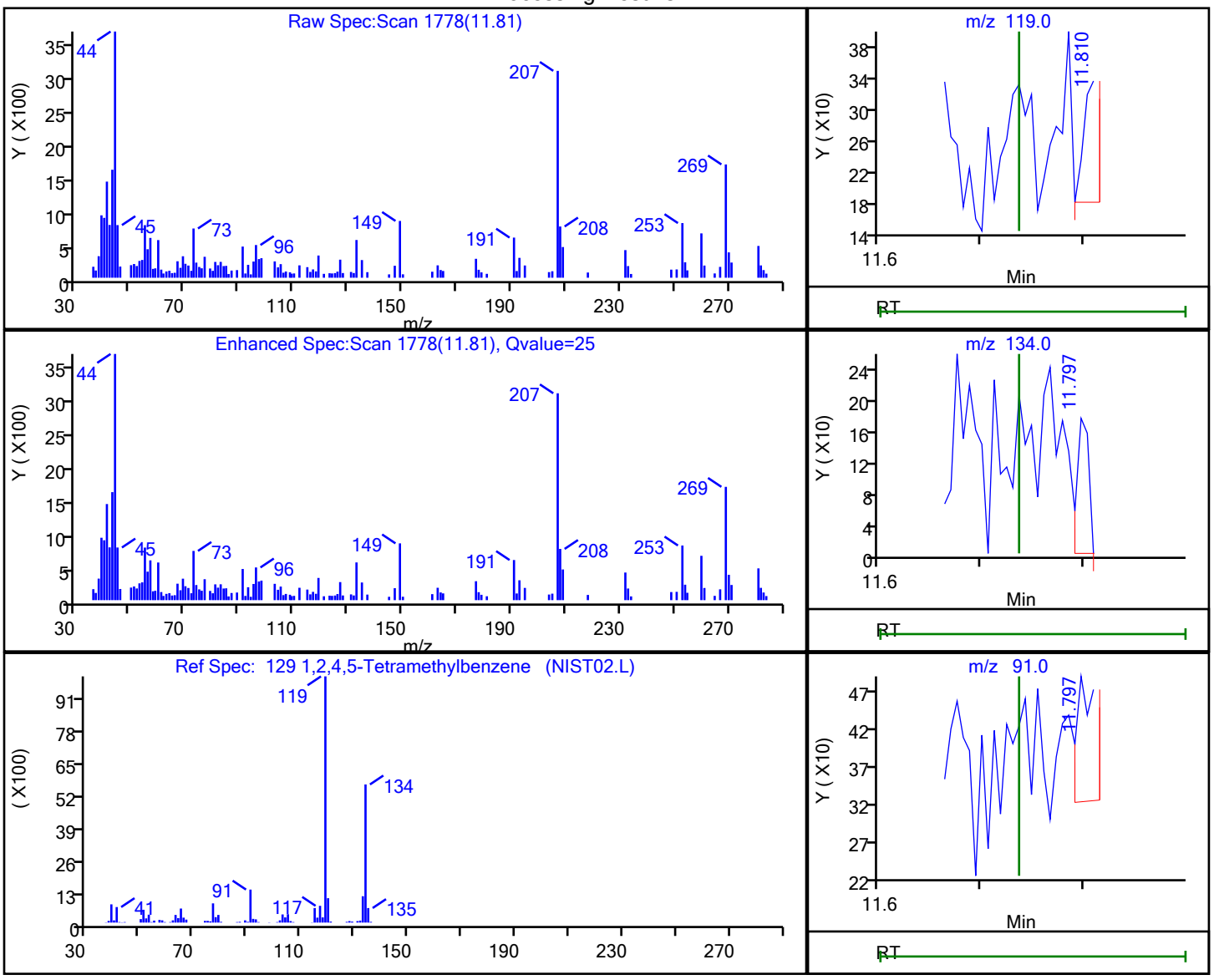

RT	Mass	Response	Amount
11.81	119.00	155	0.008848
11.80	134.00	139	
11.80	91.00	180	

Reviewer: FK2C, 01-Sep-2022 09:51:19
Audit Action: Marked Compound Undetected Audit Reason: Invalid Compound ID

User Disabled Compound Report

Eurofins Edison

Data File: \\chromfs\Edison\ChromData\CVOAMS17\20220901-149891.b\TT59890.D
Injection Date: 01-Sep-2022 08:57:30 Instrument ID: CVOAMS17
Lims ID: STD8
Client ID:
Operator ID: ALS Bottle#: 2 Worklist Smp#: 3
Purge Vol: 5.000 mL Dil. Factor: 1.0000
Method: 8260W_17 Limit Group: VOA - 8260D Water and Solid
Column: DB-624 (0.18 mm) Detector MS Quad

132 1,2,4-Trichlorobenzene, CAS: 120-82-1

Processing Results

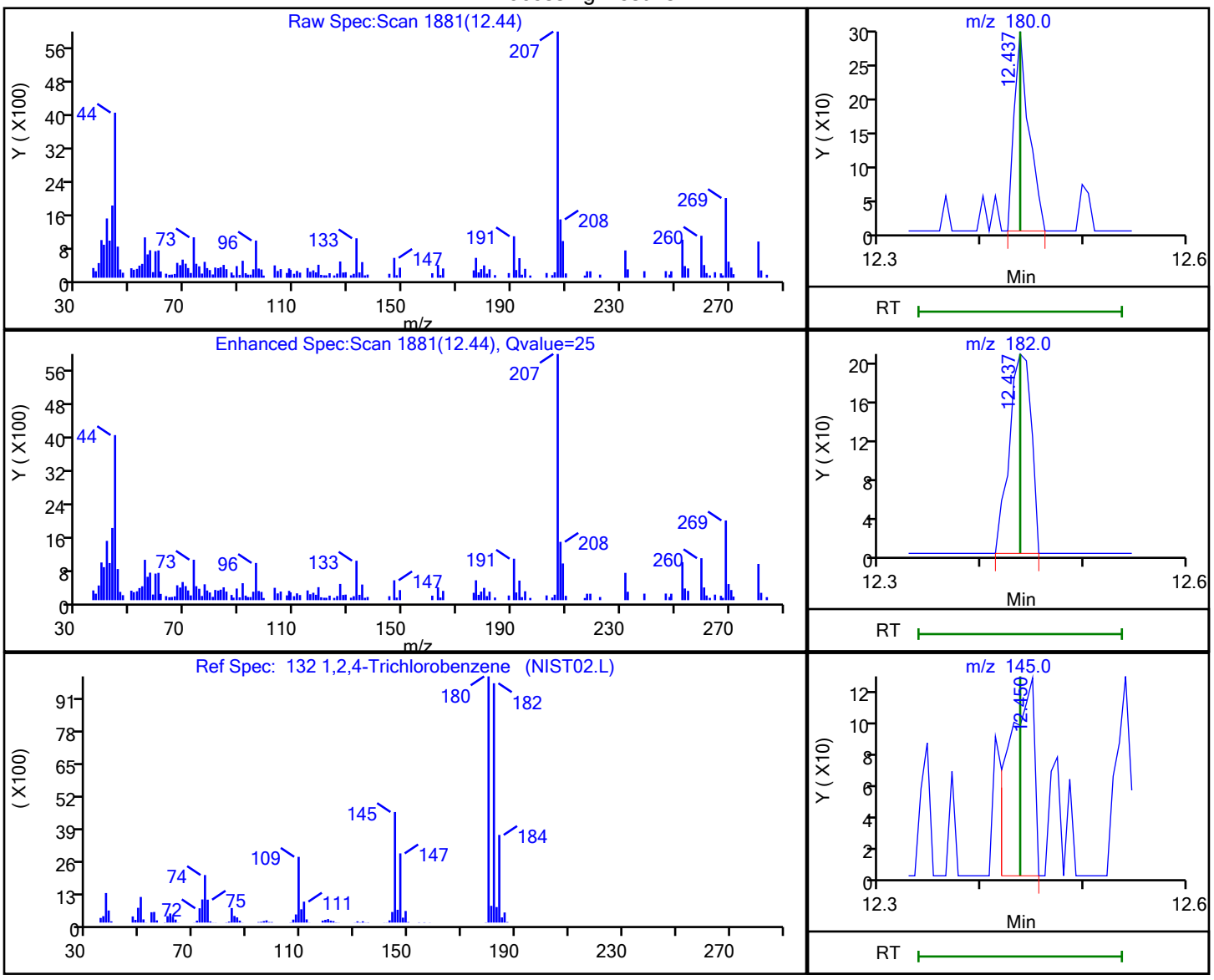

RT	Mass	Response	Amount
12.44	180.00	297	0.042639
12.44	182.00	305	
12.45	145.00	210	

Reviewer: FK2C, 01-Sep-2022 09:51:23
Audit Action: Marked Compound Undetected Audit Reason: Invalid Compound ID

User Disabled Compound Report

Eurofins Edison

Data File:	\\chromfs\Edison\ChromData\CVOAMS17\20220901-149891.b\TT59890.D				
Injection Date:	01-Sep-2022 08:57:30	Instrument ID:	CVOAMS17		
Lims ID:	STD8				
Client ID:					
Operator ID:		ALS Bottle#:	2	Worklist Smp#:	3
Purge Vol:	5.000 mL	Dil. Factor:	1.0000		
Method:	8260W_17	Limit Group:	VOA - 8260D Water and Solid		
Column:	DB-624 (0.18 mm)	Detector	MS Quad		

117 1,2,4-Trimethylbenzene, CAS: 95-63-6

Processing Results

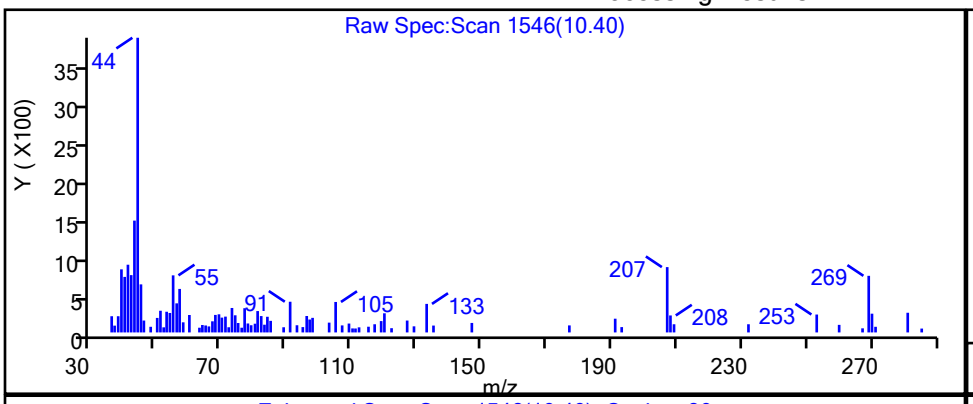

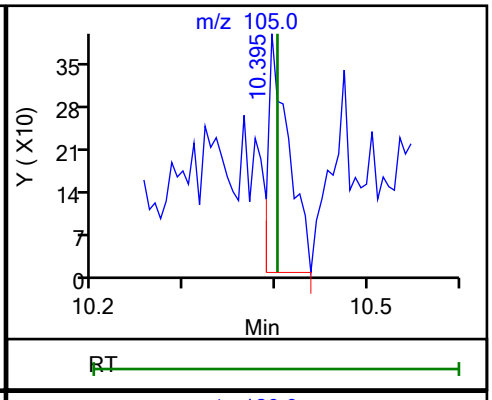

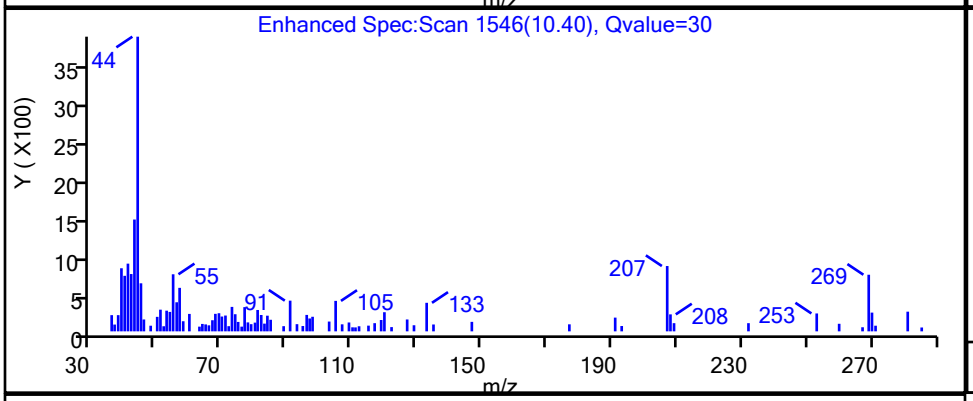

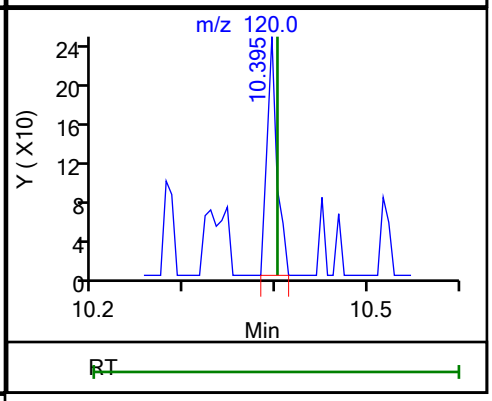

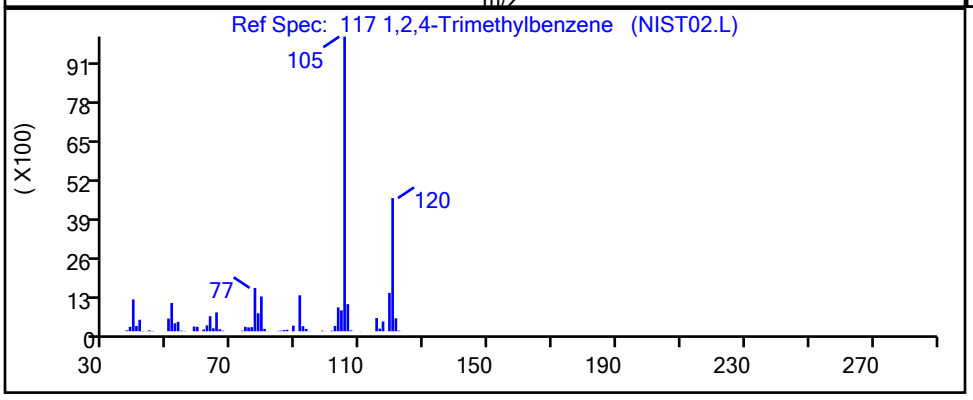

RT	Mass	Response	Amount
10.40	105.00	602	0.033067
10.40	120.00	187	

Reviewer: FK2C, 01-Sep-2022 09:51:04

Audit Action: Marked Compound Undetected Audit Reason: Invalid Compound ID

User Disabled Compound Report

Eurofins Edison

Data File: \\chromfs\Edison\ChromData\CVOAMS17\20220901-149891.b\TT59890.D
Injection Date: 01-Sep-2022 08:57:30 Instrument ID: CVOAMS17
Lims ID: STD8
Client ID:
Operator ID: ALS Bottle#: 2 Worklist Smp#: 3
Purge Vol: 5.000 mL Dil. Factor: 1.0000
Method: 8260W_17 Limit Group: VOA - 8260D Water and Solid
Column: DB-624 (0.18 mm) Detector MS Quad

17 1,2-Dichloro-1,1,2-trifluoroethane, CAS: 354-23-4

Processing Results

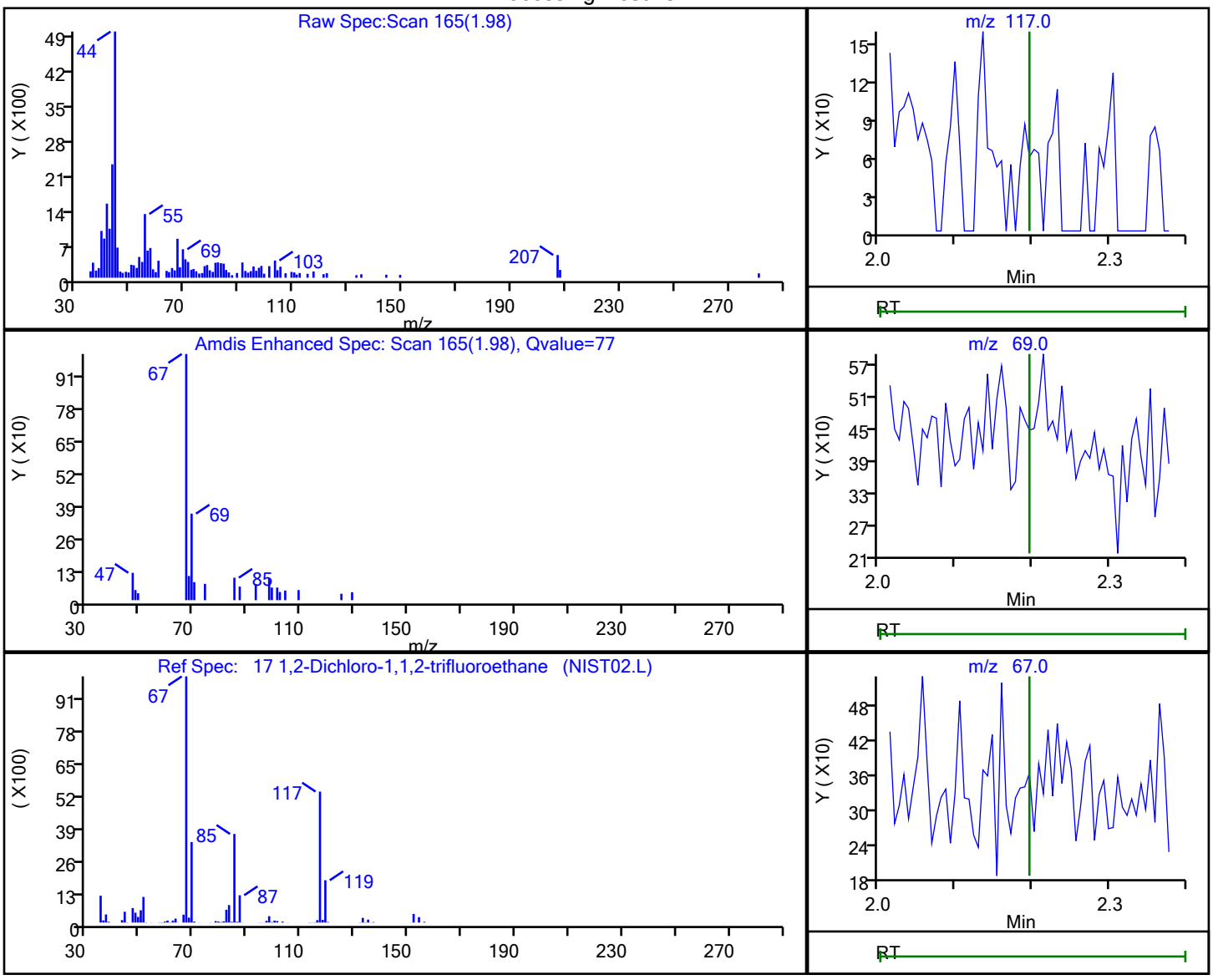

RT	Mass	Response	Amount
1.98	117.00	380	0.081999
1.95	69.00	770	
1.95	67.00	2461	
1.96	119.00	227	

Reviewer: FK2C, 01-Sep-2022 09:49:43
Audit Action: Marked Compound Undetected Audit Reason: Invalid Compound ID

User Disabled Compound Report

Eurofins Edison

Data File: \\chromfs\Edison\ChromData\CVOAMS17\20220901-149891.b\TT59890.D
Injection Date: 01-Sep-2022 08:57:30 Instrument ID: CVOAMS17
Lims ID: STD8
Client ID:
Operator ID: ALS Bottle#: 2 Worklist Smp#: 3
Purge Vol: 5.000 mL Dil. Factor: 1.0000
Method: 8260W_17 Limit Group: VOA - 8260D Water and Solid
Column: DB-624 (0.18 mm) Detector MS Quad

64 1,2-Dichloroethane, CAS: 107-06-2

Processing Results

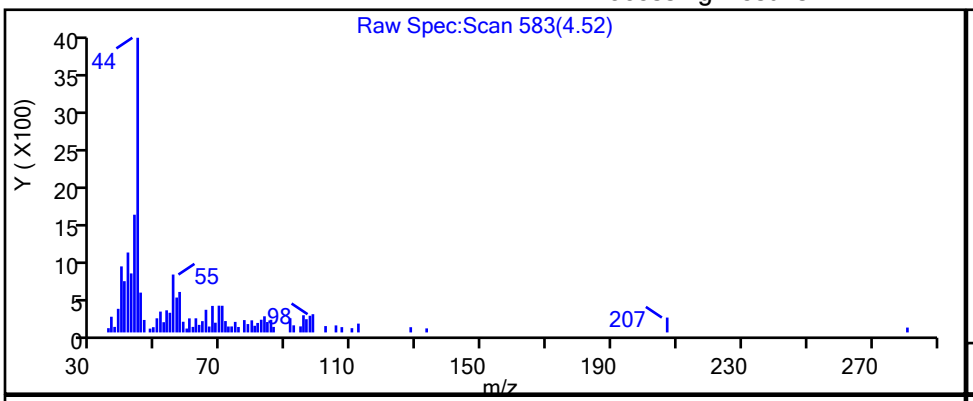

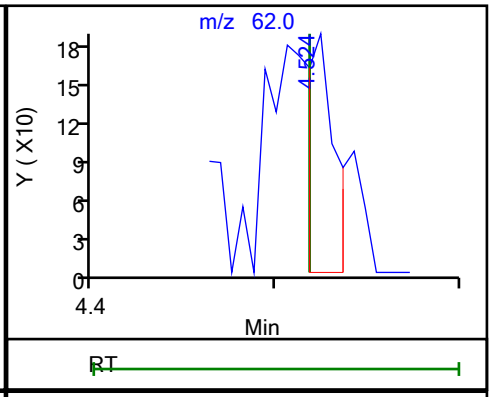

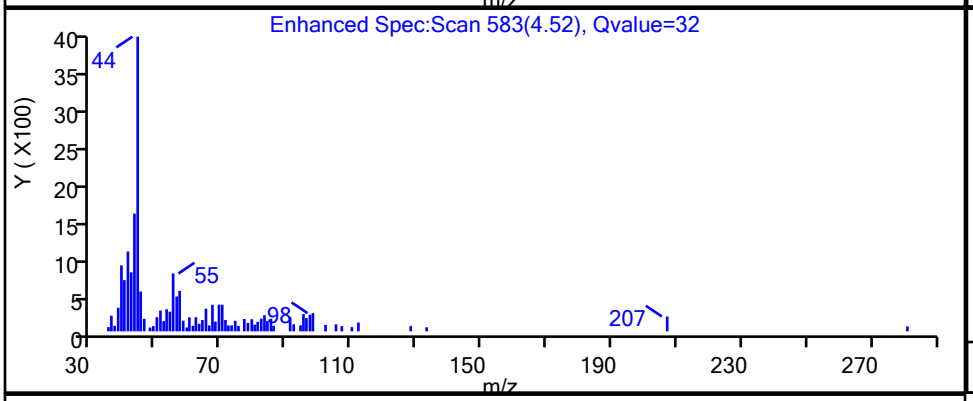

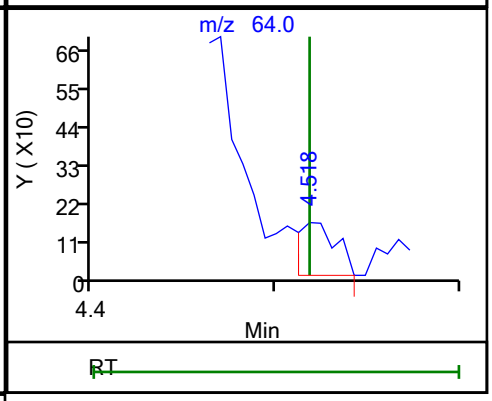

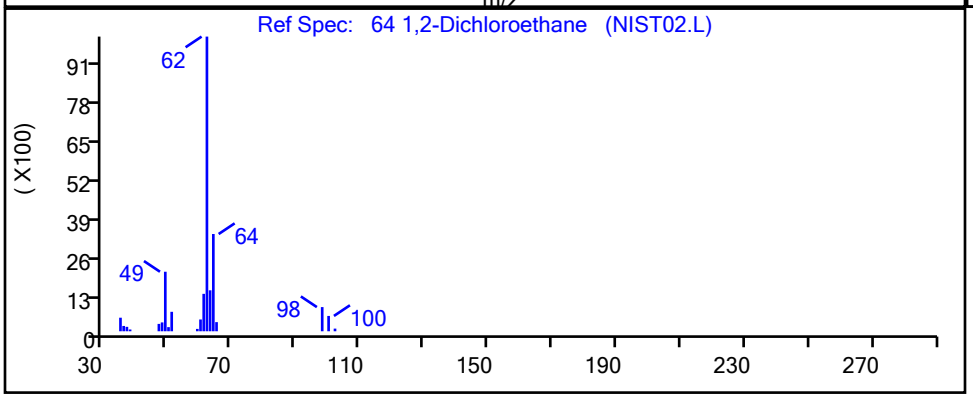

RT	Mass	Response	Amount
4.52	62.00	196	0.026999
4.52	64.00	225	

Reviewer: FK2C, 01-Sep-2022 09:50:25
Audit Action: Marked Compound Undetected Audit Reason: Invalid Compound ID

User Disabled Compound Report

Eurofins Edison

Data File: \\chromfs\Edison\ChromData\CVOAMS17\20220901-149891.b\TT59890.D
Injection Date: 01-Sep-2022 08:57:30 Instrument ID: CVOAMS17
Lims ID: STD8
Client ID:
Operator ID: ALS Bottle#: 2 Worklist Smp#: 3
Purge Vol: 5.000 mL Dil. Factor: 1.0000
Method: 8260W_17 Limit Group: VOA - 8260D Water and Solid
Column: DB-624 (0.18 mm) Detector MS Quad

71 1,2-Dichloropropane, CAS: 78-87-5

Processing Results

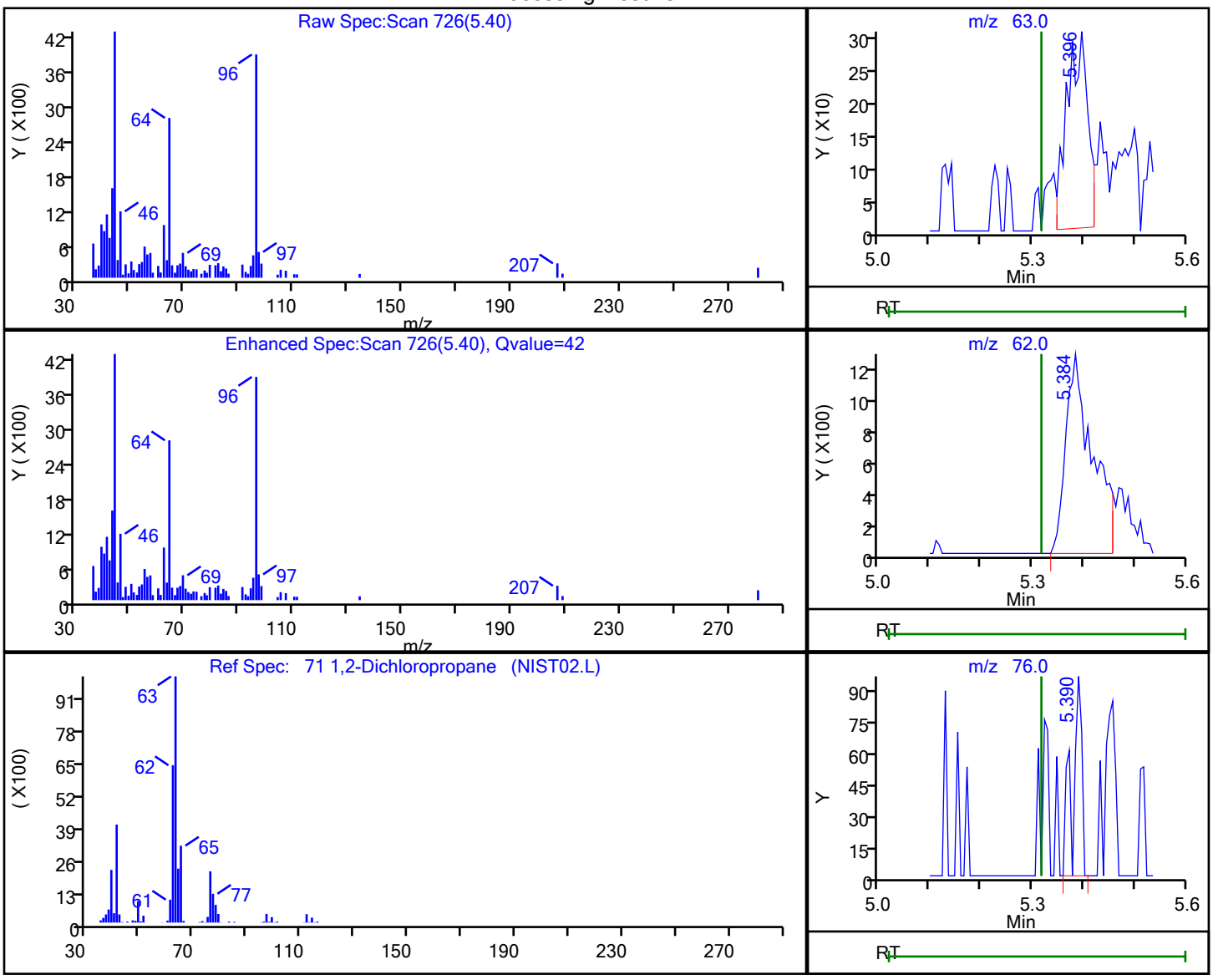

RT	Mass	Response	Amount
5.40	63.00	862	0.162932
5.38	62.00	4504	
5.39	76.00	125	
5.38	112.00	19	

Reviewer: FK2C, 01-Sep-2022 09:50:28
Audit Action: Marked Compound Undetected Audit Reason: Invalid Compound ID

User Disabled Compound Report

Eurofins Edison

Data File: \\chromfs\Edison\ChromData\CVOAMS17\20220901-149891.b\TT59890.D
Injection Date: 01-Sep-2022 08:57:30 Instrument ID: CVOAMS17
Lims ID: STD8
Client ID:
Operator ID: ALS Bottle#: 2 Worklist Smp#: 3
Purge Vol: 5.000 mL Dil. Factor: 1.0000
Method: 8260W_17 Limit Group: VOA - 8260D Water and Solid
Column: DB-624 (0.18 mm) Detector MS Quad

113 1,3,5-Trimethylbenzene, CAS: 108-67-8

Processing Results

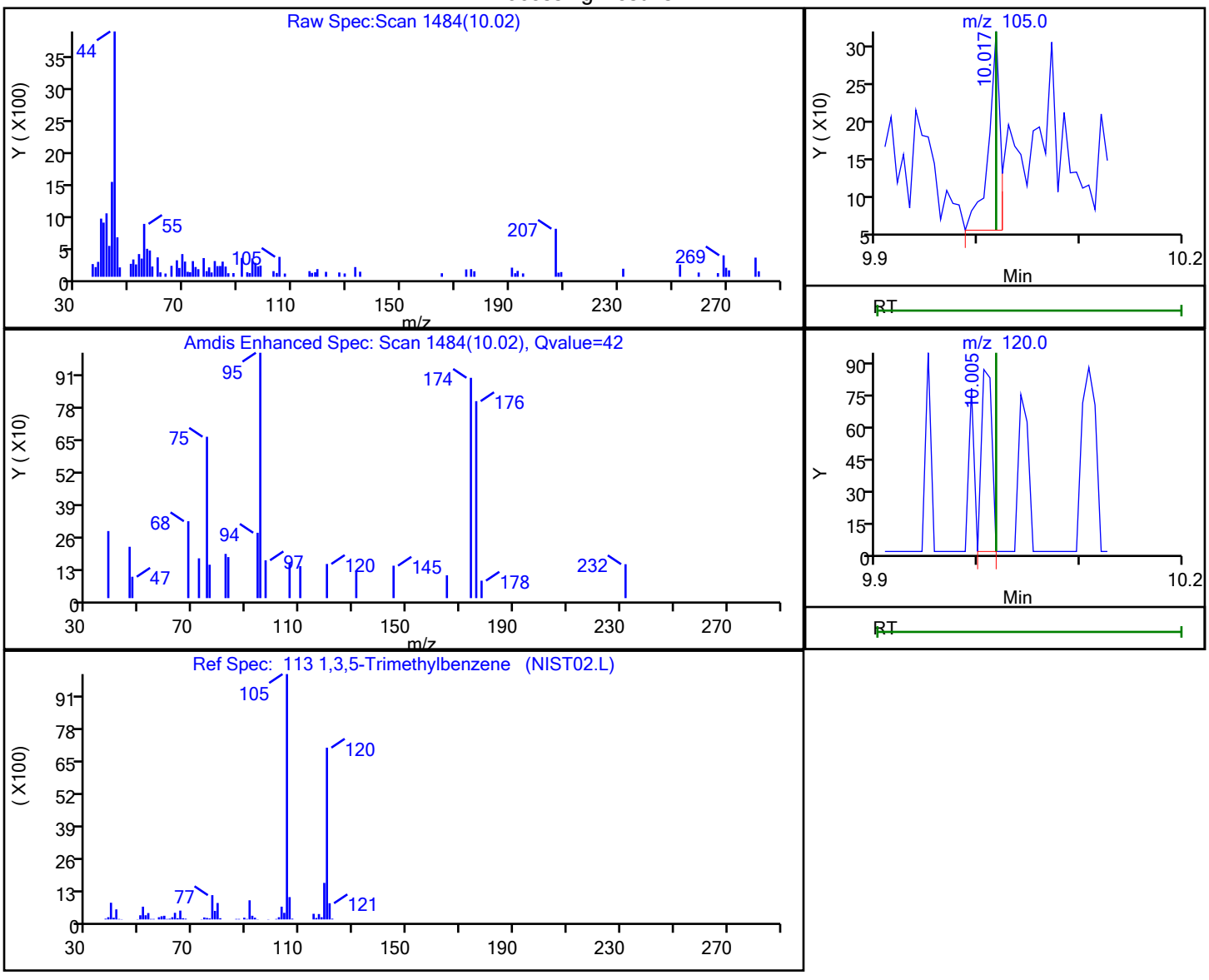

RT	Mass	Response	Amount
10.02	105.00	207	0.012529
10.00	120.00	62	

Reviewer: FK2C, 01-Sep-2022 09:51:04
Audit Action: Marked Compound Undetected Audit Reason: Invalid Compound ID

User Disabled Compound Report

Eurofins Edison

Data File: \\chromfs\Edison\ChromData\CVOAMS17\20220901-149891.b\TT59890.D
Injection Date: 01-Sep-2022 08:57:30 Instrument ID: CVOAMS17
Lims ID: STD8
Client ID:
Operator ID: ALS Bottle#: 2 Worklist Smp#: 3
Purge Vol: 5.000 mL Dil. Factor: 1.0000
Method: 8260W_17 Limit Group: VOA - 8260D Water and Solid
Column: DB-624 (0.18 mm) Detector MS Quad

89 1,3-Dichloropropane, CAS: 142-28-9

Processing Results

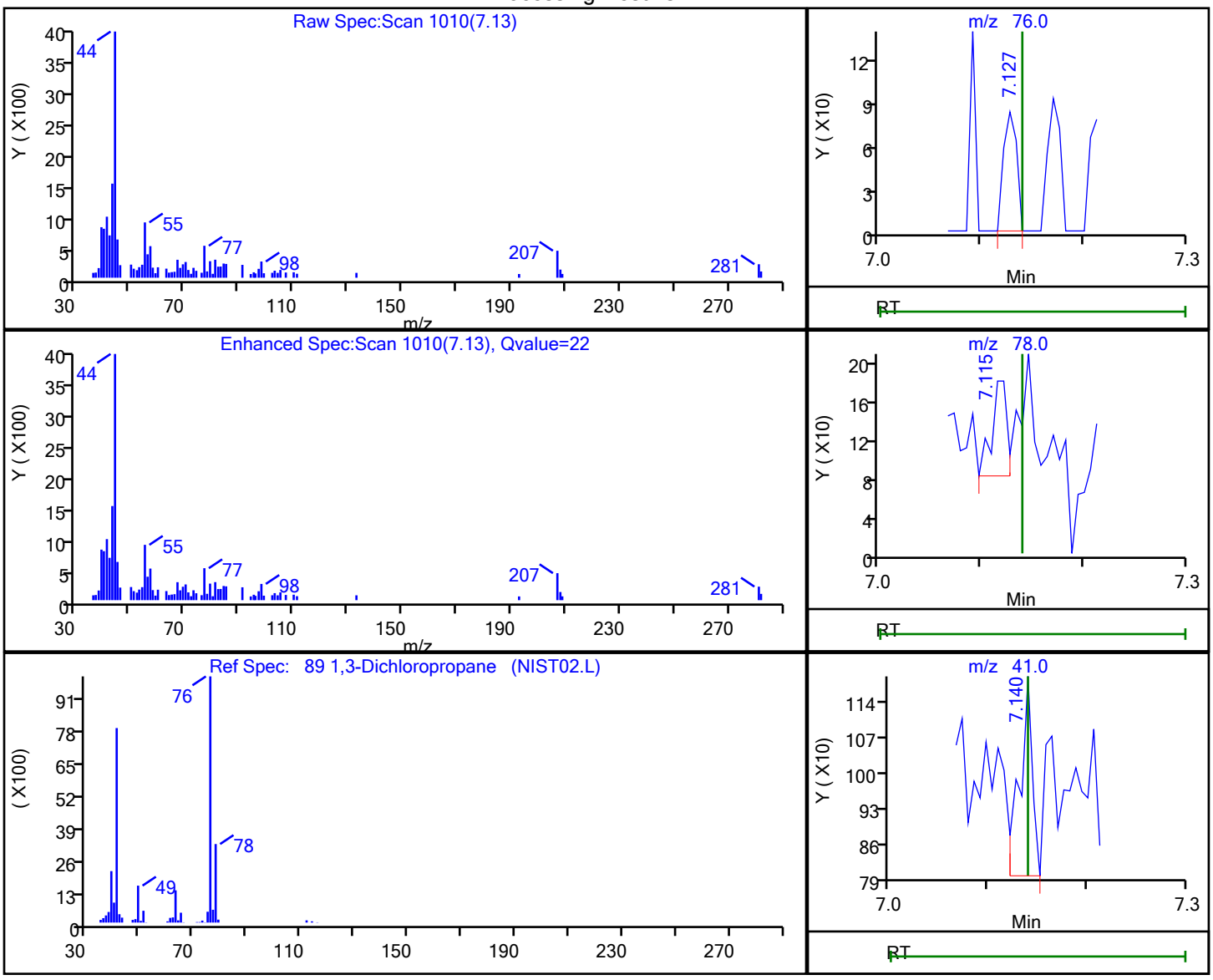

RT	Mass	Response	Amount
7.13	76.00	72	0.011761
7.12	78.00	102	
7.14	41.00	356	

Reviewer: FK2C, 01-Sep-2022 09:50:42
Audit Action: Marked Compound Undetected Audit Reason: Invalid Compound ID

User Disabled Compound Report

Eurofins Edison

Data File: \\chromfs\Edison\ChromData\CVOAMS17\20220901-149891.b\TT59890.D
Injection Date: 01-Sep-2022 08:57:30 Instrument ID: CVOAMS17
Lims ID: STD8
Client ID:
Operator ID: ALS Bottle#: 2 Worklist Smp#: 3
Purge Vol: 5.000 mL Dil. Factor: 1.0000
Method: 8260W_17 Limit Group: VOA - 8260D Water and Solid
Column: DB-624 (0.18 mm) Detector MS Quad

122 1,4-Dichlorobenzene, CAS: 106-46-7

Processing Results

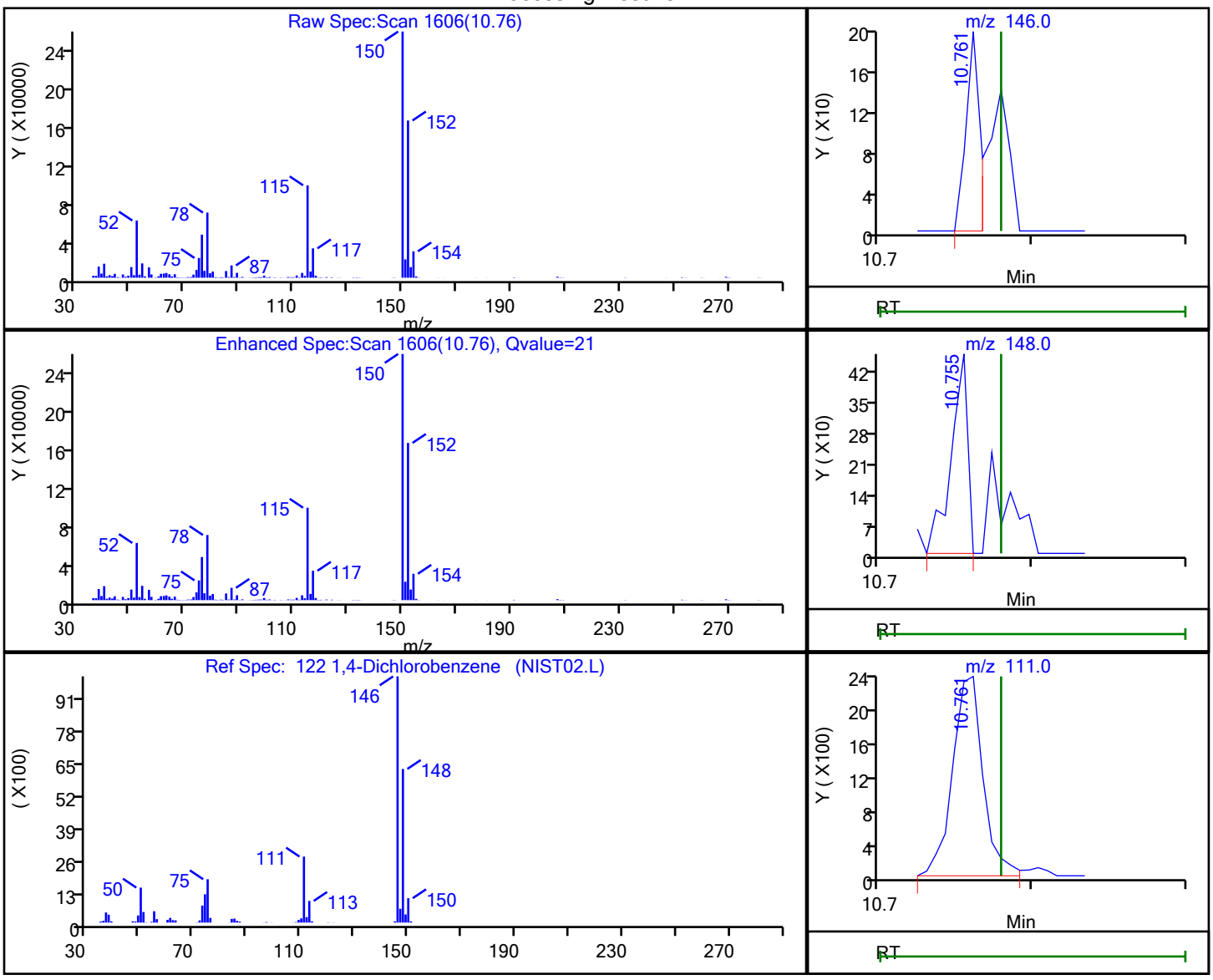

RT	Mass	Response	Amount
10.76	146.00	128	0.013600
10.75	148.00	346	
10.76	111.00	3270	

Reviewer: FK2C, 01-Sep-2022 09:51:09
Audit Action: Marked Compound Undetected Audit Reason: Invalid Compound ID

User Disabled Compound Report

Eurofins Edison

Data File: \\chromfs\Edison\ChromData\CVOAMS17\20220901-149891.b\TT59890.D
Injection Date: 01-Sep-2022 08:57:30 Instrument ID: CVOAMS17
Lims ID: STD8
Client ID:
Operator ID: ALS Bottle#: 2 Worklist Smp#: 3
Purge Vol: 5.000 mL Dil. Factor: 1.0000
Method: 8260W_17 Limit Group: VOA - 8260D Water and Solid
Column: DB-624 (0.18 mm) Detector MS Quad

75 1,4-Dioxane, CAS: 123-91-1

Processing Results

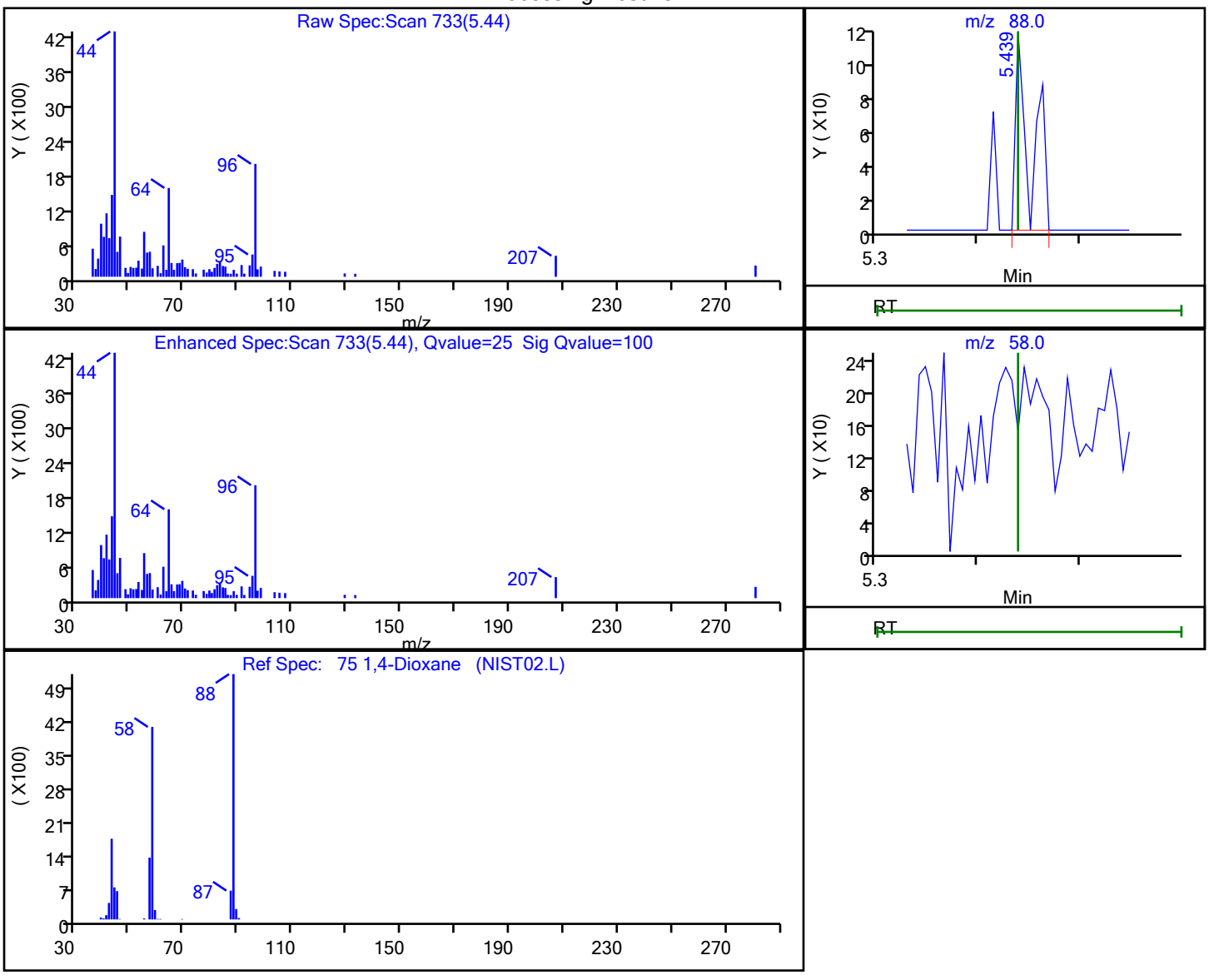

RT	Mass	Response	Amount
5.44	88.00	122	3.500373
5.43	58.00	0	

Reviewer: FK2C, 01-Sep-2022 09:51:34
Audit Action: Marked Compound Undetected Audit Reason: Invalid Compound ID

User Disabled Compound Report

Eurofins Edison

Data File: \\chromfs\Edison\ChromData\CVOAMS17\20220901-149891.b\TT59890.D
Injection Date: 01-Sep-2022 08:57:30 Instrument ID: CVOAMS17
Lims ID: STD8
Client ID:
Operator ID: ALS Bottle#: 2 Worklist Smp#: 3
Purge Vol: 5.000 mL Dil. Factor: 1.0000
Method: 8260W_17 Limit Group: VOA - 8260D Water and Solid
Column: DB-624 (0.18 mm) Detector MS Quad

43 2,2-Dichloropropane, CAS: 594-20-7

Processing Results

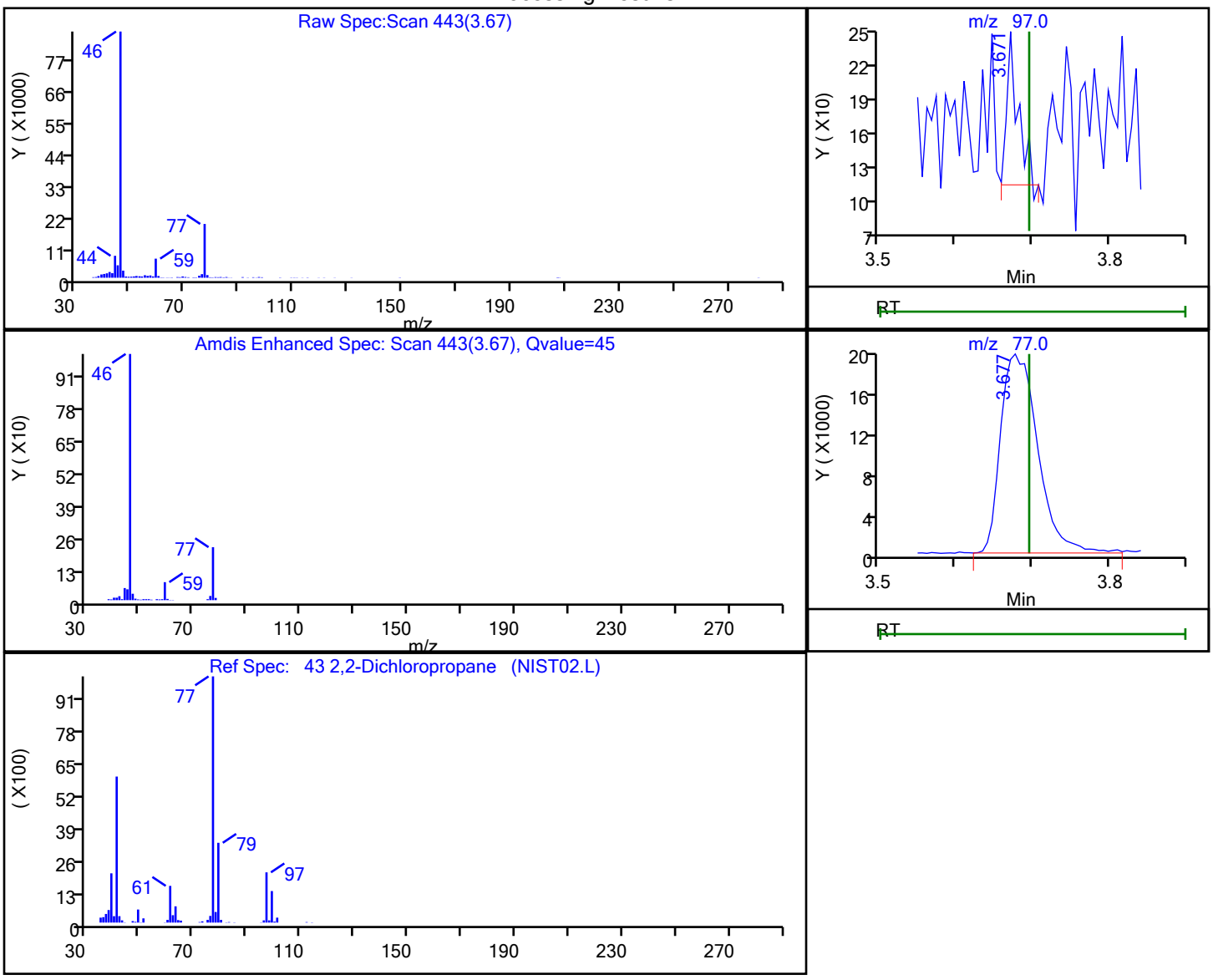

RT	Mass	Response	Amount
3.67	97.00	132	0.059079
3.68	77.00	65595	

Reviewer: FK2C, 01-Sep-2022 09:50:03
Audit Action: Marked Compound Undetected Audit Reason: Invalid Compound ID

User Disabled Compound Report

Eurofins Edison

Data File:	\\chromfs\Edison\ChromData\CVOAMS17\20220901-149891.b\TT59890.D				
Injection Date:	01-Sep-2022 08:57:30	Instrument ID:	CVOAMS17		
Lims ID:	STD8				
Client ID:					
Operator ID:		ALS Bottle#:	2	Worklist Smp#:	3
Purge Vol:	5.000 mL	Dil. Factor:	1.0000		
Method:	8260W_17	Limit Group:	VOA - 8260D Water and Solid		
Column:	DB-624 (0.18 mm)	Detector	MS Quad		

125 2,3-Dihydroindene, CAS: 496-11-7

Processing Results

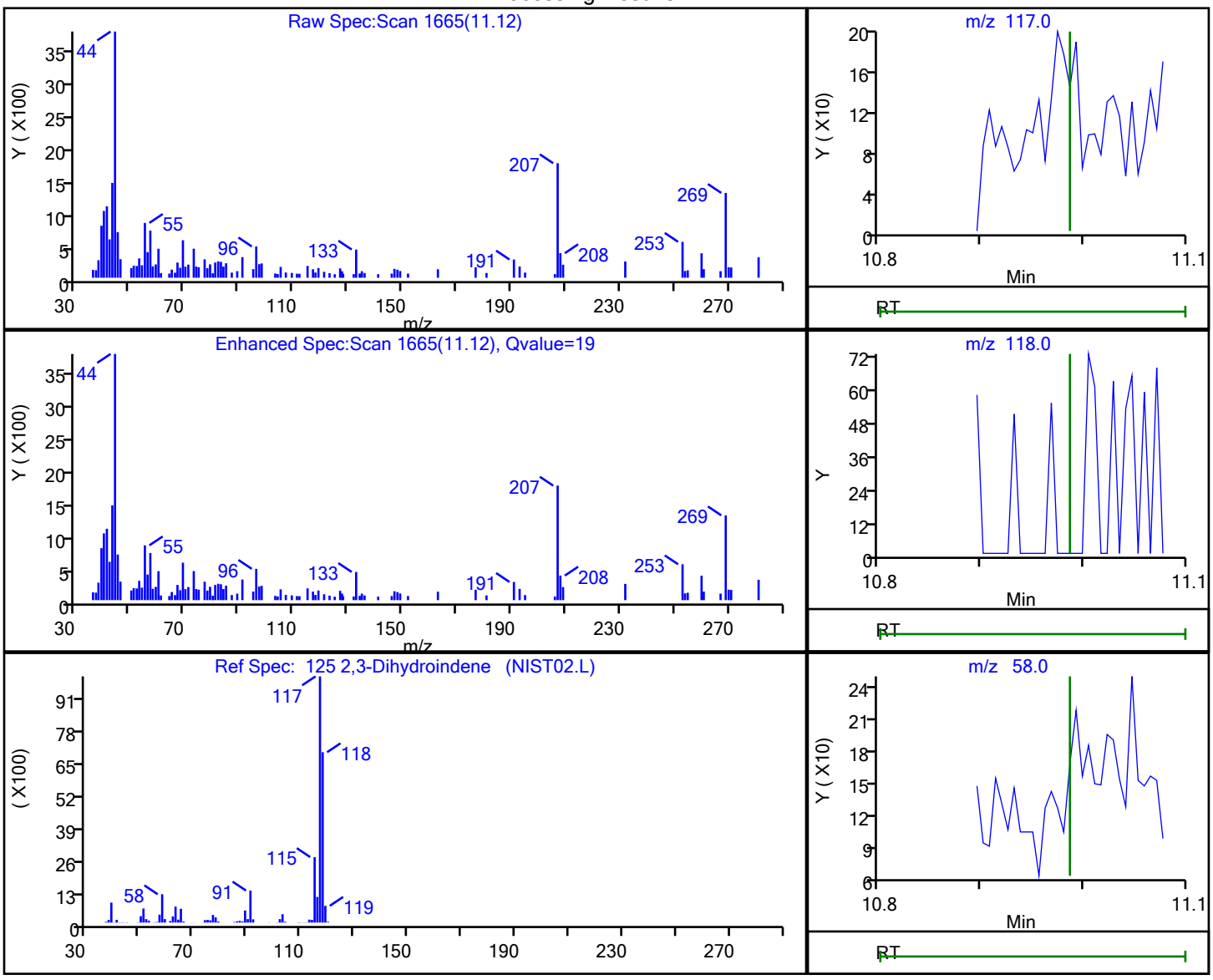

RT	Mass	Response	Amount
11.12	117.00	191	0.011159
11.12	118.00	52	
11.11	58.00	121	

Reviewer: FK2C, 01-Sep-2022 09:51:14

Audit Action: Marked Compound Undetected Audit Reason: Invalid Compound ID

User Disabled Compound Report

Eurofins Edison

Data File: \\chromfs\Edison\ChromData\CVOAMS17\20220901-149891.b\TT59890.D
Injection Date: 01-Sep-2022 08:57:30 Instrument ID: CVOAMS17
Lims ID: STD8
Client ID:
Operator ID: ALS Bottle#: 2 Worklist Smp#: 3
Purge Vol: 5.000 mL Dil. Factor: 1.0000
Method: 8260W_17 Limit Group: VOA - 8260D Water and Solid
Column: DB-624 (0.18 mm) Detector MS Quad

45 2-Butanone (MEK), CAS: 78-93-3

Processing Results

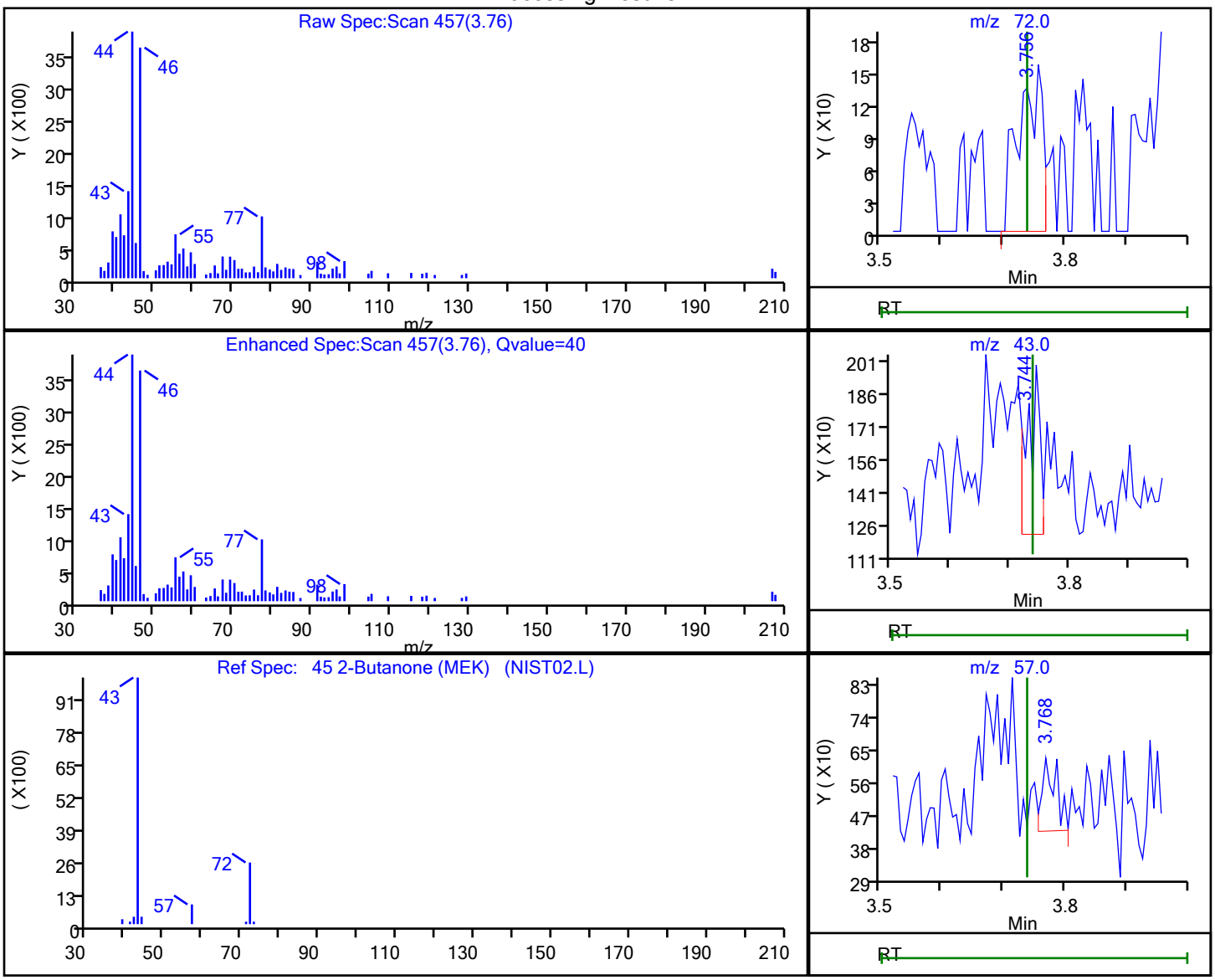

RT	Mass	Response	Amount
3.76	72.00	407	13.310240
3.74	43.00	1155	
3.77	57.00	330	

Reviewer: FK2C, 01-Sep-2022 09:50:07
Audit Action: Marked Compound Undetected Audit Reason: Invalid Compound ID

User Disabled Compound Report

Eurofins Edison

Data File: \\chromfs\Edison\ChromData\CVOAMS17\20220901-149891.b\TT59890.D
Injection Date: 01-Sep-2022 08:57:30 Instrument ID: CVOAMS17
Lims ID: STD8
Client ID:
Operator ID: ALS Bottle#: 2 Worklist Smp#: 3
Purge Vol: 5.000 mL Dil. Factor: 1.0000
Method: 8260W_17 Limit Group: VOA - 8260D Water and Solid
Column: DB-624 (0.18 mm) Detector MS Quad

79 2-Chloroethyl vinyl ether, CAS: 110-75-8

Processing Results

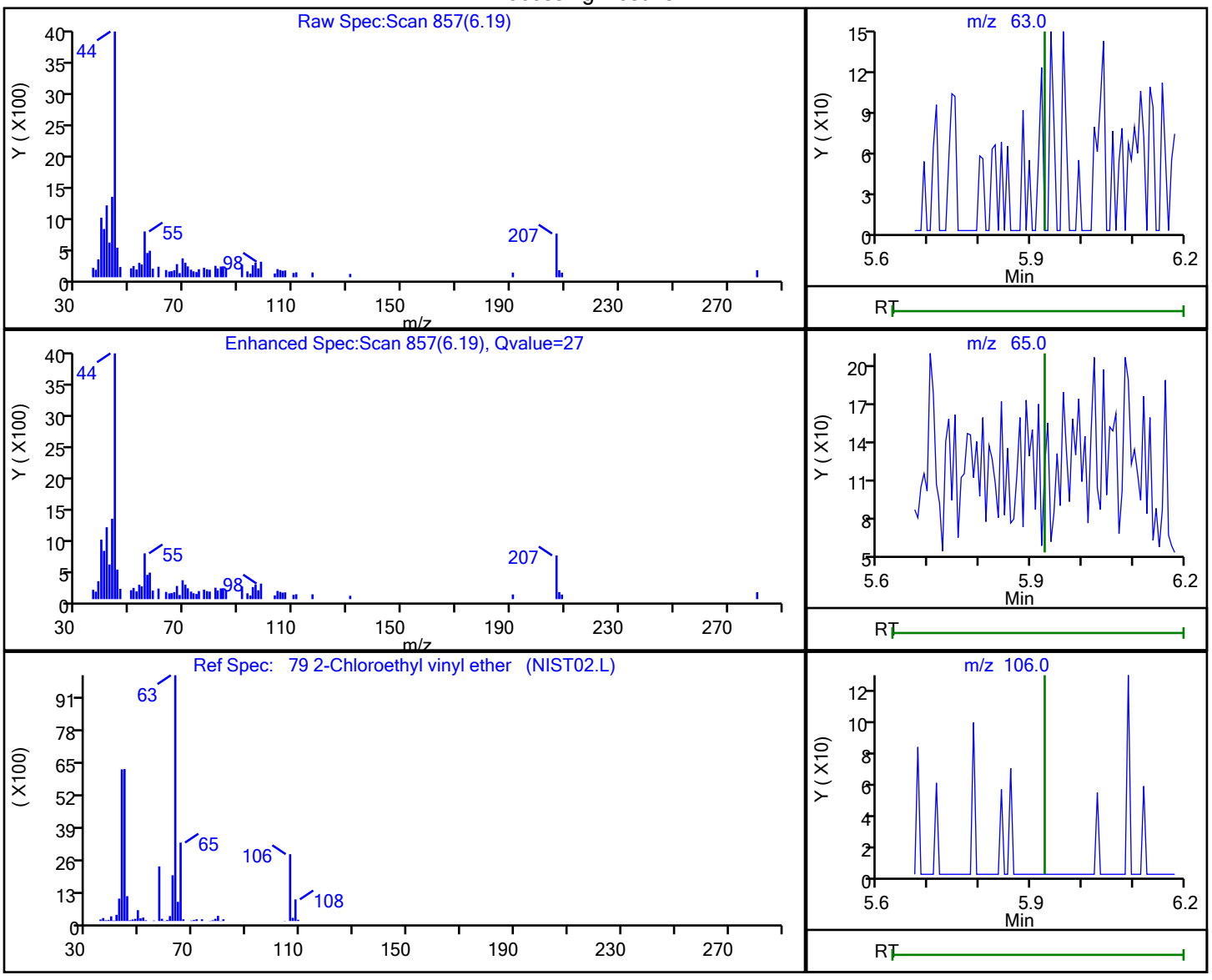

RT	Mass	Response	Amount
6.19	63.00	278	0.091359
6.19	65.00	28	
6.19	106.00	60	

Reviewer: FK2C, 01-Sep-2022 09:50:33
Audit Action: Marked Compound Undetected Audit Reason: Invalid Compound ID

User Disabled Compound Report

Eurofins Edison

Data File: \\chromfs\Edison\ChromData\CVOAMS17\20220901-149891.b\TT59890.D
Injection Date: 01-Sep-2022 08:57:30 Instrument ID: CVOAMS17
Lims ID: STD8
Client ID:
Operator ID: ALS Bottle#: 2 Worklist Smp#: 3
Purge Vol: 5.000 mL Dil. Factor: 1.0000
Method: 8260W_17 Limit Group: VOA - 8260D Water and Solid
Column: DB-624 (0.18 mm) Detector MS Quad

111 2-Chlorotoluene, CAS: 95-49-8

Processing Results

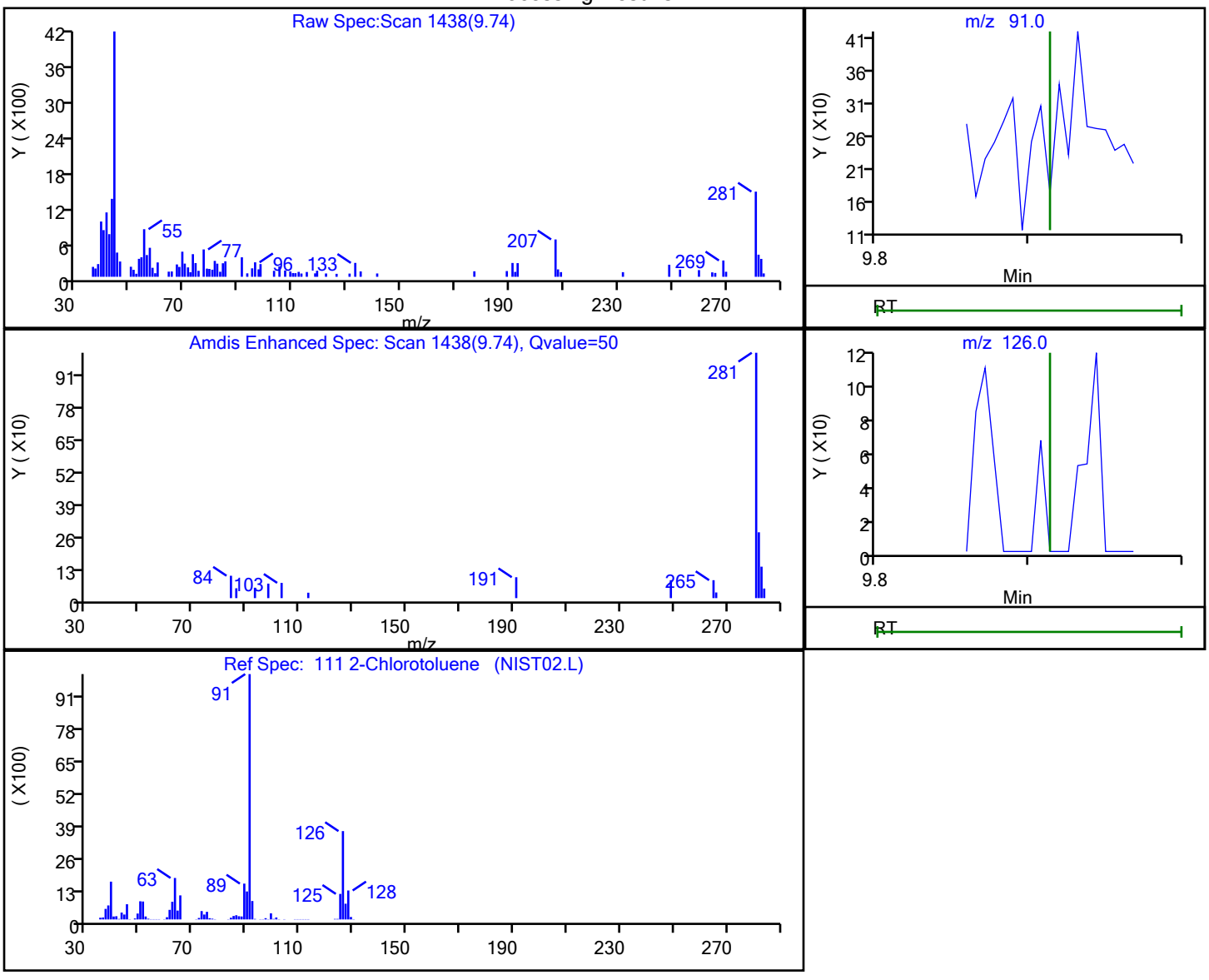

RT	Mass	Response	Amount
9.74	91.00	154	0.009333
9.73	126.00	42	

Reviewer: FK2C, 01-Sep-2022 09:51:04
Audit Action: Marked Compound Undetected Audit Reason: Invalid Compound ID

User Disabled Compound Report

Eurofins Edison

Data File: \\chromfs\Edison\ChromData\CVOAMS17\20220901-149891.b\TT59890.D
Injection Date: 01-Sep-2022 08:57:30 Instrument ID: CVOAMS17
Lims ID: STD8
Client ID:
Operator ID: ALS Bottle#: 2 Worklist Smp#: 3
Purge Vol: 5.000 mL Dil. Factor: 1.0000
Method: 8260W_17 Limit Group: VOA - 8260D Water and Solid
Column: DB-624 (0.18 mm) Detector MS Quad

16 2-Methyl-1,3-butadiene, CAS: 78-79-5

Processing Results

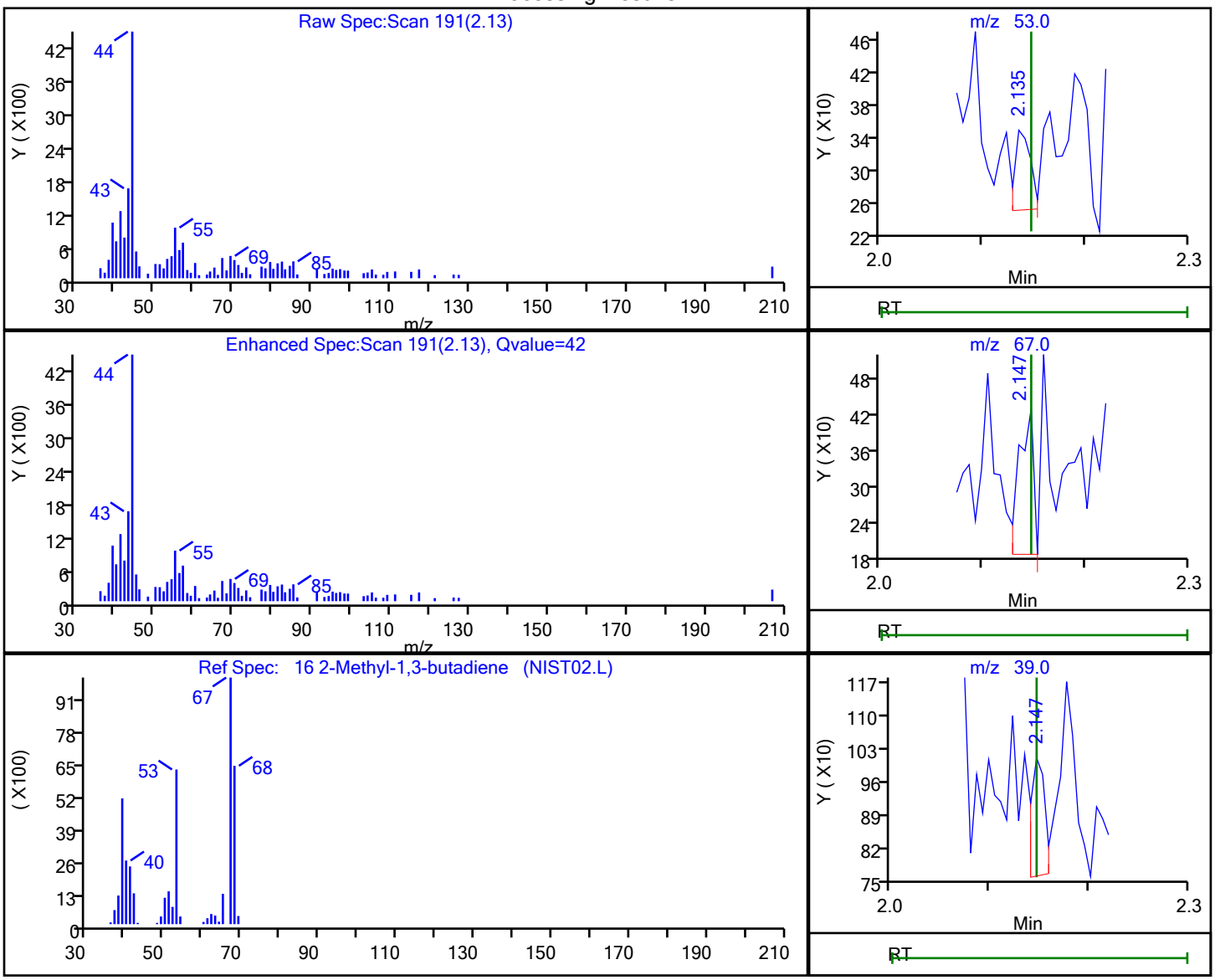

RT	Mass	Response	Amount
2.13	53.00	102	0.025237
2.15	67.00	236	
2.15	39.00	251	

Reviewer: FK2C, 01-Sep-2022 09:49:42
Audit Action: Marked Compound Undetected Audit Reason: Invalid Compound ID

User Disabled Compound Report

Eurofins Edison

Data File: \\chromfs\Edison\ChromData\CVOAMS17\20220901-149891.b\TT59890.D
Injection Date: 01-Sep-2022 08:57:30 Instrument ID: CVOAMS17
Lims ID: STD8
Client ID:
Operator ID: ALS Bottle#: 2 Worklist Smp#: 3
Purge Vol: 5.000 mL Dil. Factor: 1.0000
Method: 8260W_17 Limit Group: VOA - 8260D Water and Solid
Column: DB-624 (0.18 mm) Detector MS Quad

78 2-Nitropropane, CAS: 79-46-9

Processing Results

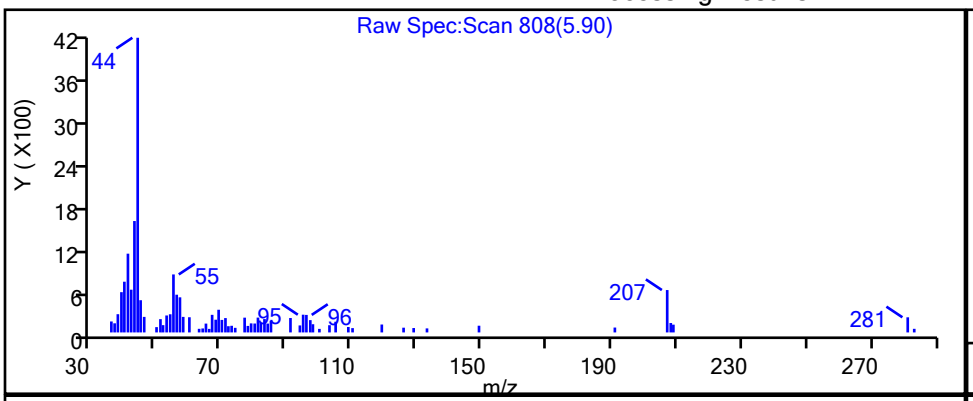

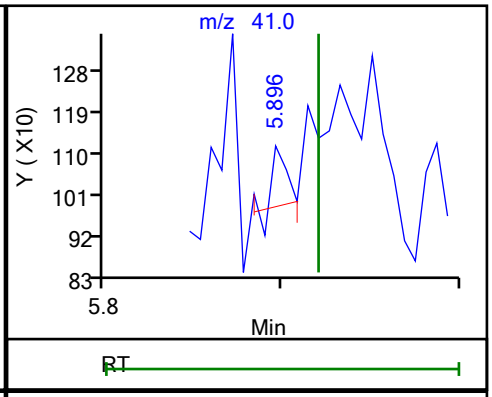

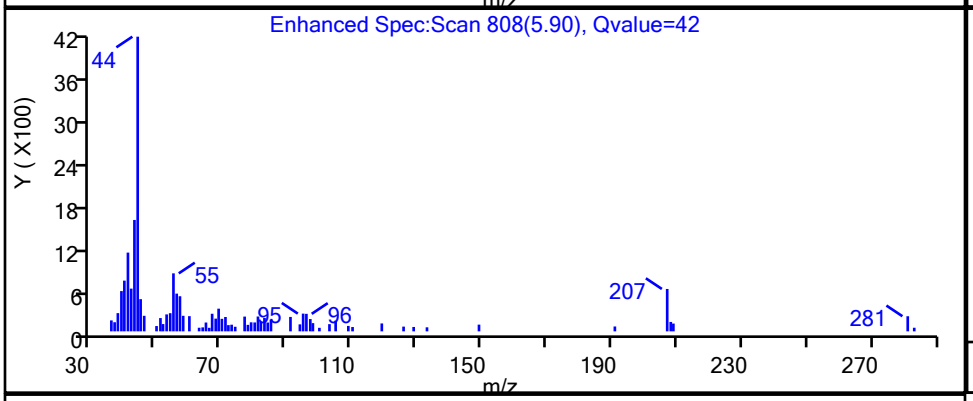

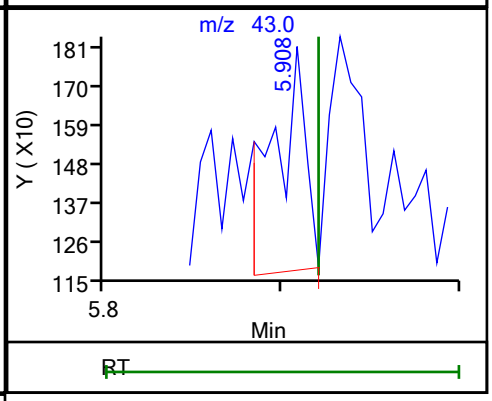

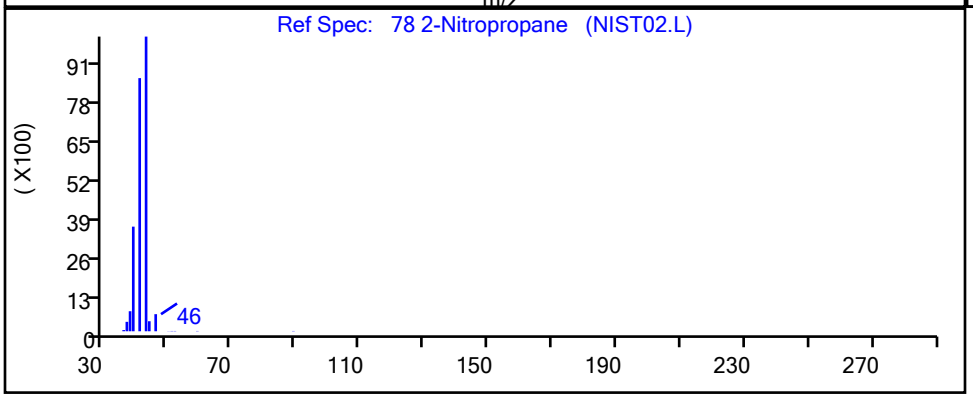

RT	Mass	Response	Amount
5.90	41.00	69	-0.662042
5.91	43.00	830	

Reviewer: FK2C, 01-Sep-2022 09:50:32
Audit Action: Marked Compound Undetected Audit Reason: Invalid Compound ID

User Disabled Compound Report

Eurofins Edison

Data File: \\chromfs\Edison\ChromData\CVOAMS17\20220901-149891.b\TT59890.D
Injection Date: 01-Sep-2022 08:57:30 Instrument ID: CVOAMS17
Lims ID: STD8
Client ID:
Operator ID: ALS Bottle#: 2 Worklist Smp#: 3
Purge Vol: 5.000 mL Dil. Factor: 1.0000
Method: 8260W_17 Limit Group: VOA - 8260D Water and Solid
Column: DB-624 (0.18 mm) Detector MS Quad

114 4-Chlorotoluene, CAS: 106-43-4

Processing Results

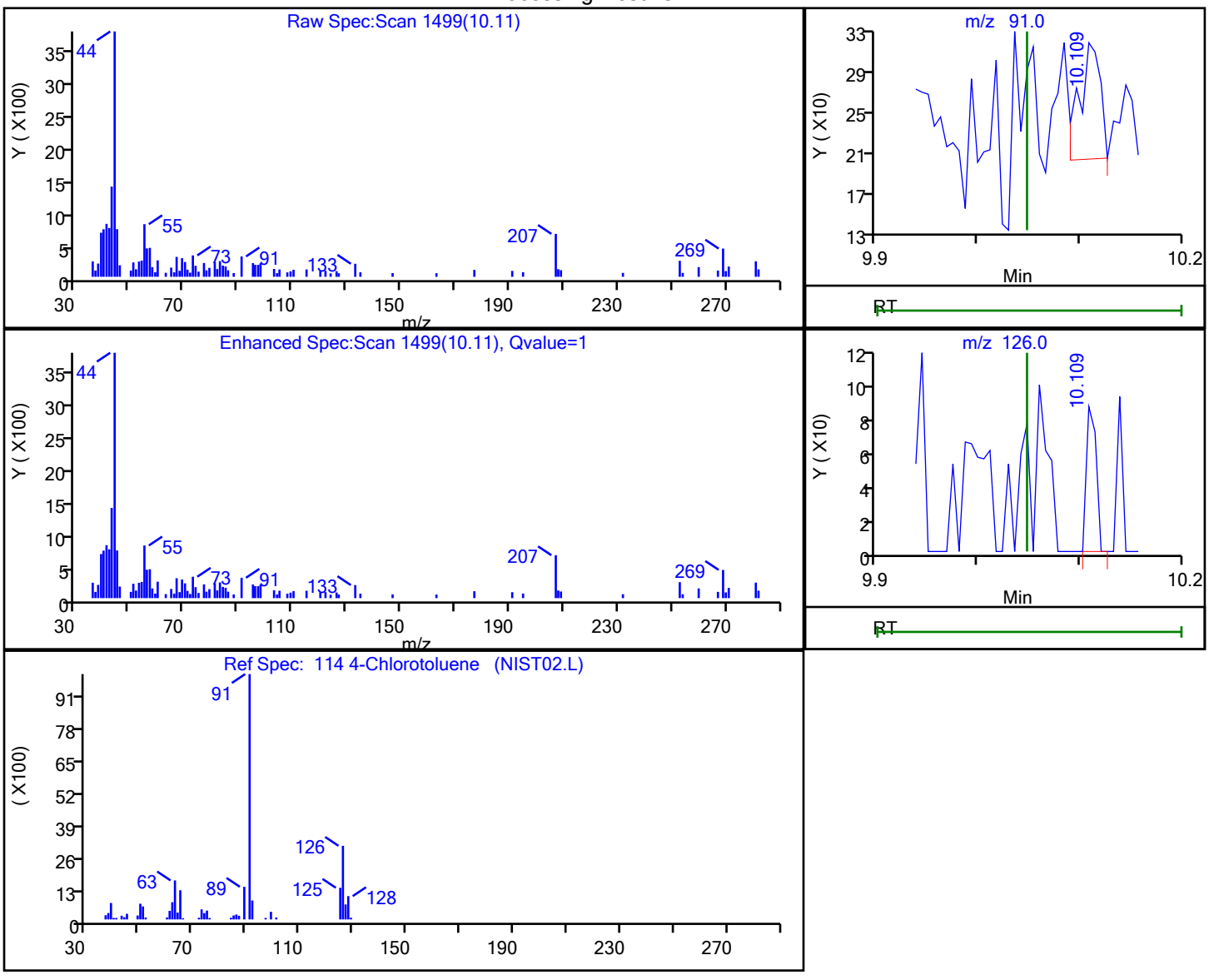

RT	Mass	Response	Amount
10.11	91.00	161	0.009062
10.11	126.00	57	

Reviewer: FK2C, 01-Sep-2022 09:51:04
Audit Action: Marked Compound Undetected Audit Reason: Invalid Compound ID

User Disabled Compound Report

Eurofins Edison

Data File: \\chromfs\Edison\ChromData\CVOAMS17\20220901-149891.b\TT59890.D
Injection Date: 01-Sep-2022 08:57:30 Instrument ID: CVOAMS17
Lims ID: STD8
Client ID:
Operator ID: ALS Bottle#: 2 Worklist Smp#: 3
Purge Vol: 5.000 mL Dil. Factor: 1.0000
Method: 8260W_17 Limit Group: VOA - 8260D Water and Solid
Column: DB-624 (0.18 mm) Detector MS Quad

112 4-Ethyltoluene, CAS: 622-96-8

Processing Results

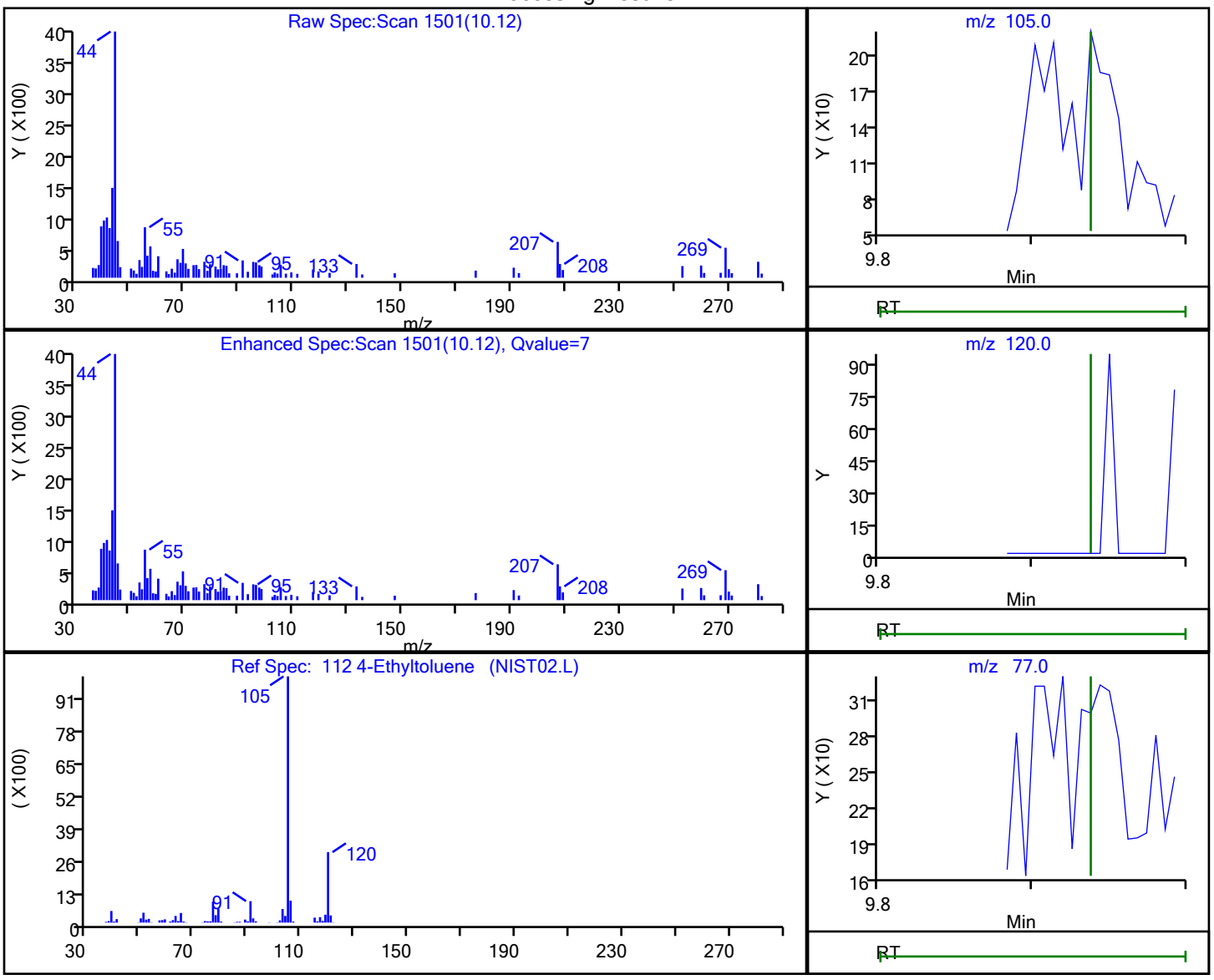

RT	Mass	Response	Amount
10.12	105.00	95	0.004899
10.13	120.00	53	
10.11	77.00	213	

Reviewer: FK2C, 01-Sep-2022 09:51:04
Audit Action: Marked Compound Undetected Audit Reason: Invalid Compound ID

User Disabled Compound Report

Eurofins Edison

Data File: \\chromfs\Edison\ChromData\CVOAMS17\20220901-149891.b\TT59890.D
Injection Date: 01-Sep-2022 08:57:30 Instrument ID: CVOAMS17
Lims ID: STD8
Client ID:
Operator ID: ALS Bottle#: 2 Worklist Smp#: 3
Purge Vol: 5.000 mL Dil. Factor: 1.0000
Method: 8260W_17 Limit Group: VOA - 8260D Water and Solid
Column: DB-624 (0.18 mm) Detector MS Quad

120 4-Isopropyltoluene, CAS: 99-87-6

Processing Results

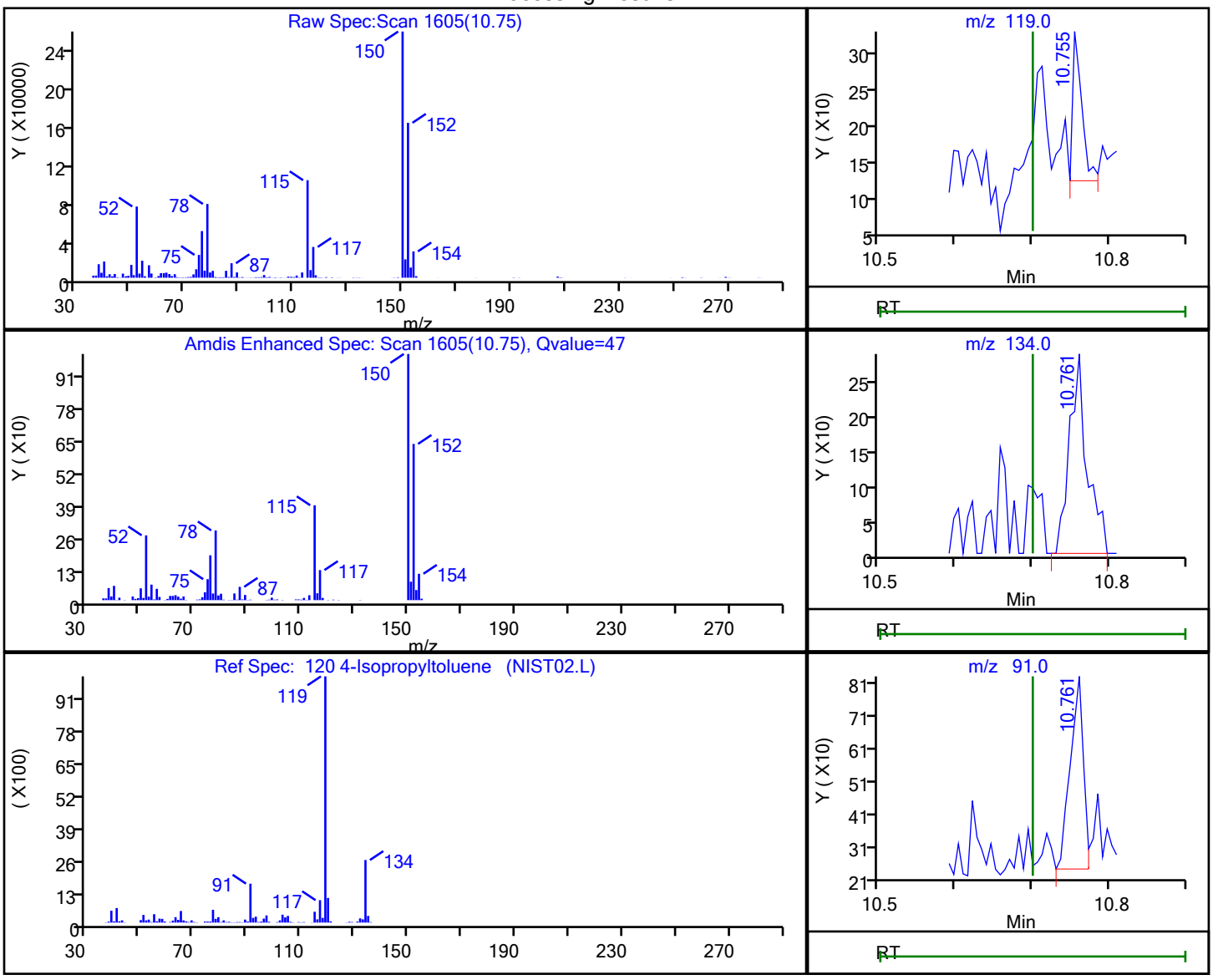

RT	Mass	Response	Amount
10.75	119.00	166	0.009910
10.76	134.00	458	
10.76	91.00	716	

Reviewer: FK2C, 01-Sep-2022 09:51:07
Audit Action: Marked Compound Undetected Audit Reason: Invalid Compound ID

User Disabled Compound Report

Eurofins Edison

Data File: \\chromfs\Edison\ChromData\CVOAMS17\20220901-149891.b\TT59890.D
Injection Date: 01-Sep-2022 08:57:30 Instrument ID: CVOAMS17
Lims ID: STD8
Client ID:
Operator ID: ALS Bottle#: 2 Worklist Smp#: 3
Purge Vol: 5.000 mL Dil. Factor: 1.0000
Method: 8260W_17 Limit Group: VOA - 8260D Water and Solid
Column: DB-624 (0.18 mm) Detector MS Quad

22 Acetone, CAS: 67-64-1

Processing Results

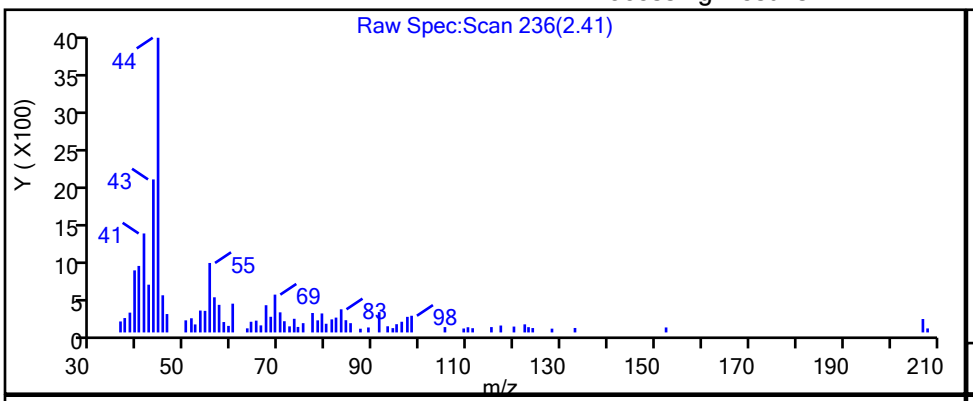

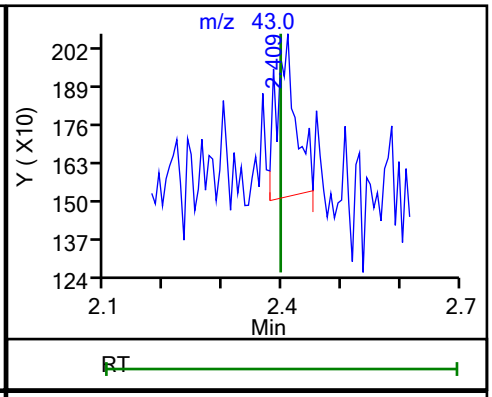

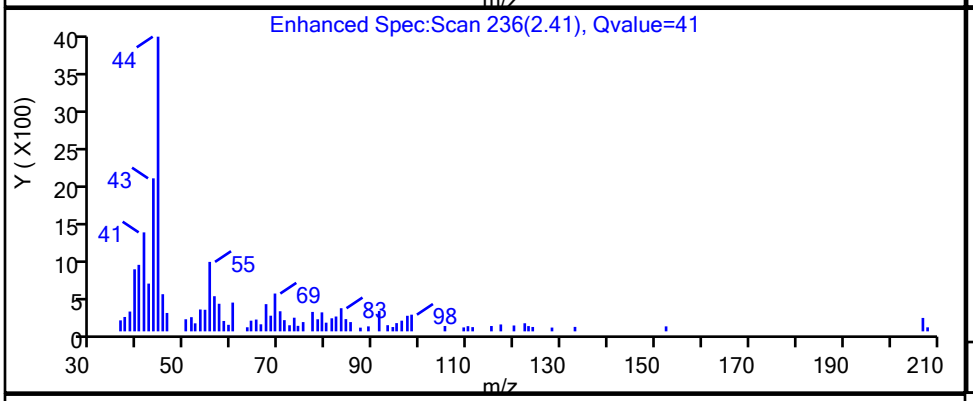

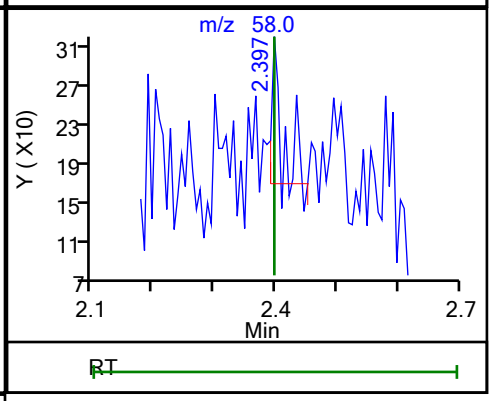

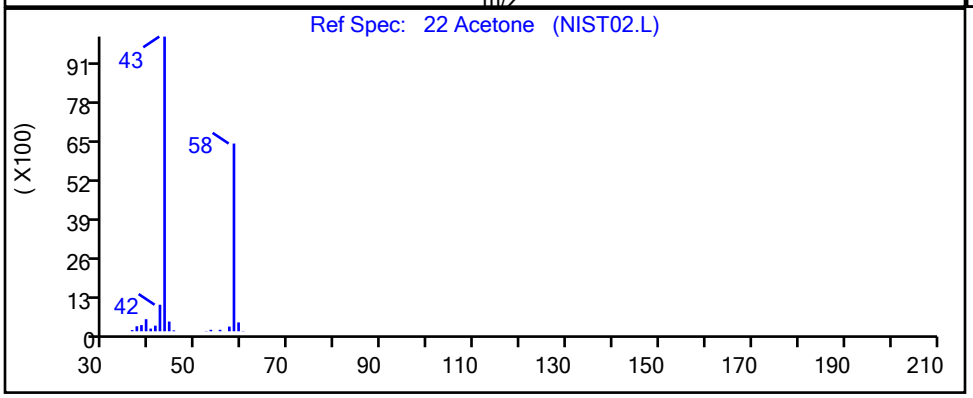

RT	Mass	Response	Amount
2.41	43.00	1259	2.100964
2.40	58.00	154	

Reviewer: FK2C, 01-Sep-2022 09:49:46
Audit Action: Marked Compound Undetected Audit Reason: Invalid Compound ID

User Disabled Compound Report

Eurofins Edison

Data File: \\chromfs\Edison\ChromData\CVOAMS17\20220901-149891.b\TT59890.D
Injection Date: 01-Sep-2022 08:57:30 Instrument ID: CVOAMS17
Lims ID: STD8
Client ID:
Operator ID: ALS Bottle#: 2 Worklist Smp#: 3
Purge Vol: 5.000 mL Dil. Factor: 1.0000
Method: 8260W_17 Limit Group: VOA - 8260D Water and Solid
Column: DB-624 (0.18 mm) Detector MS Quad

29 Acetonitrile, CAS: 75-05-8

Processing Results

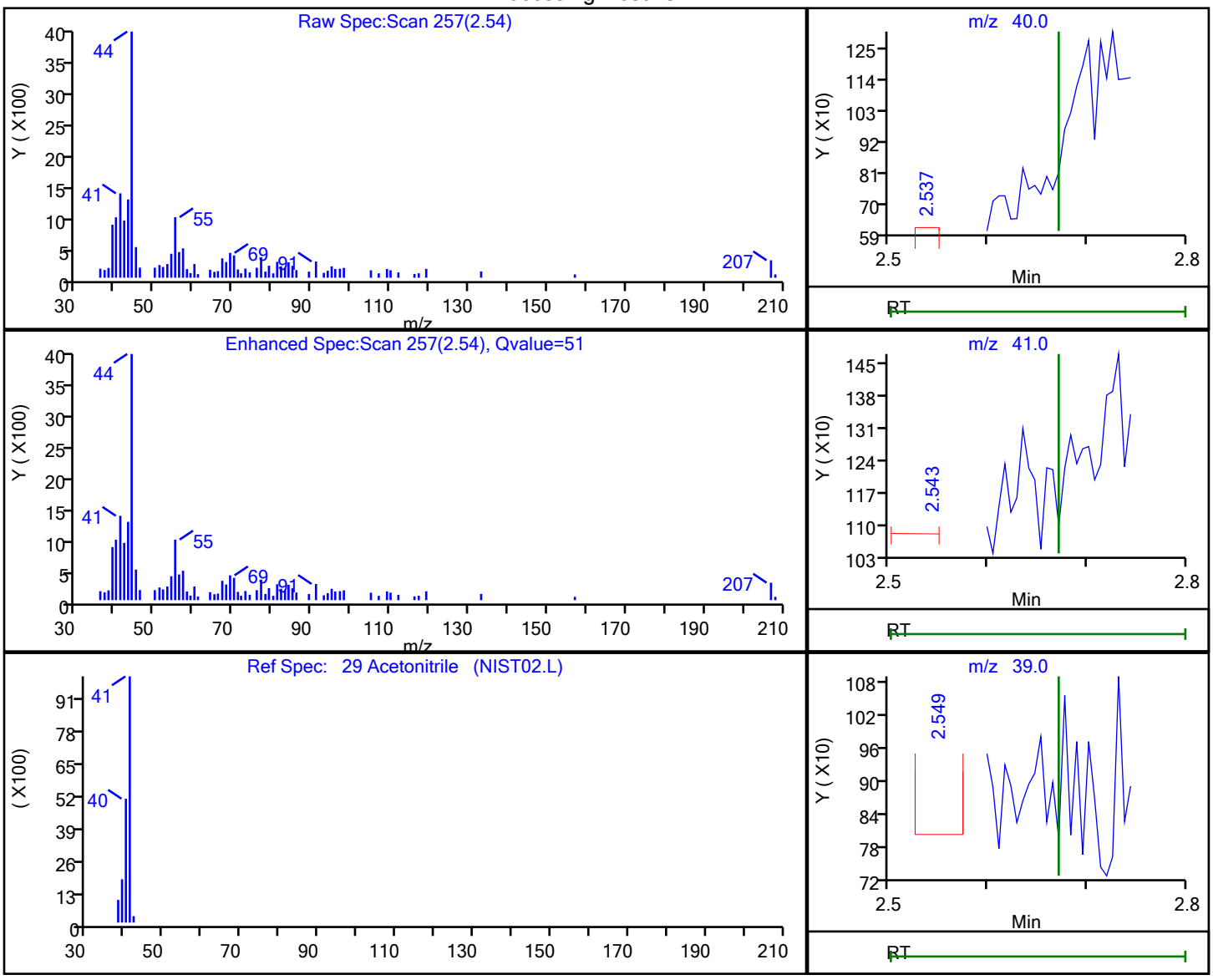

RT	Mass	Response	Amount
2.54	40.00	285	1.484859
2.54	41.00	535	
2.55	39.00	294	
2.54	38.00	112	

Reviewer: FK2C, 01-Sep-2022 09:49:49
Audit Action: Marked Compound Undetected Audit Reason: Invalid Compound ID

User Disabled Compound Report

Eurofins Edison

Data File: \\chromfs\Edison\ChromData\CVOAMS17\20220901-149891.b\TT59890.D
Injection Date: 01-Sep-2022 08:57:30 Instrument ID: CVOAMS17
Lims ID: STD8
Client ID:
Operator ID: ALS Bottle#: 2 Worklist Smp#: 3
Purge Vol: 5.000 mL Dil. Factor: 1.0000
Method: 8260W_17 Limit Group: VOA - 8260D Water and Solid
Column: DB-624 (0.18 mm) Detector MS Quad

19 Acrolein, CAS: 107-02-8

Processing Results

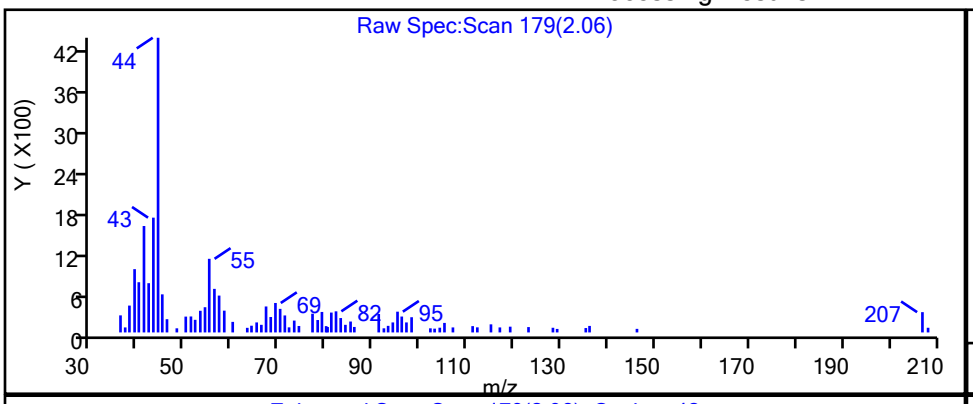

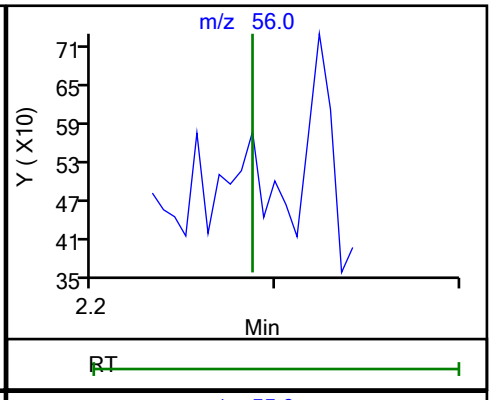

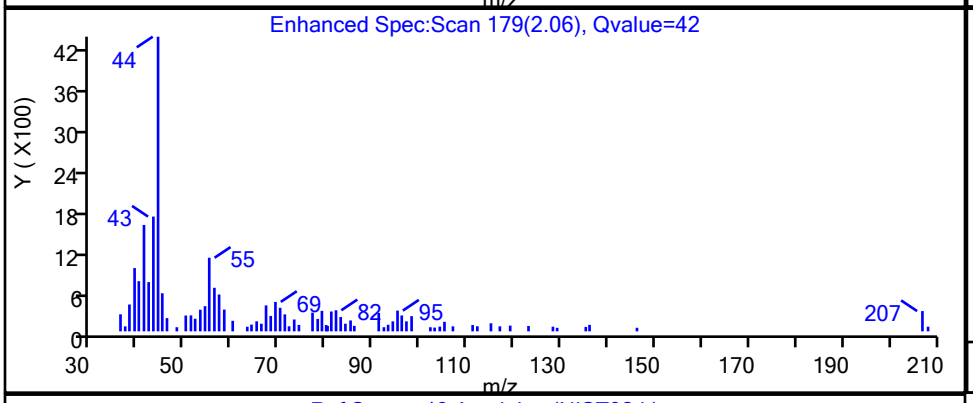

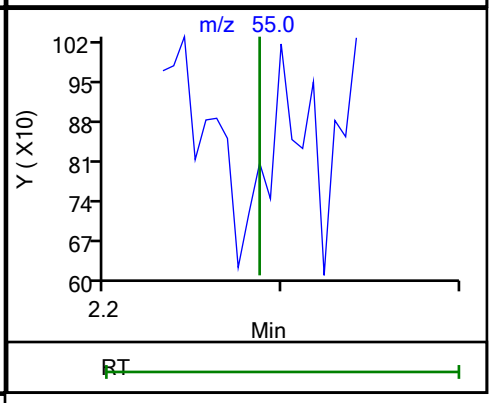

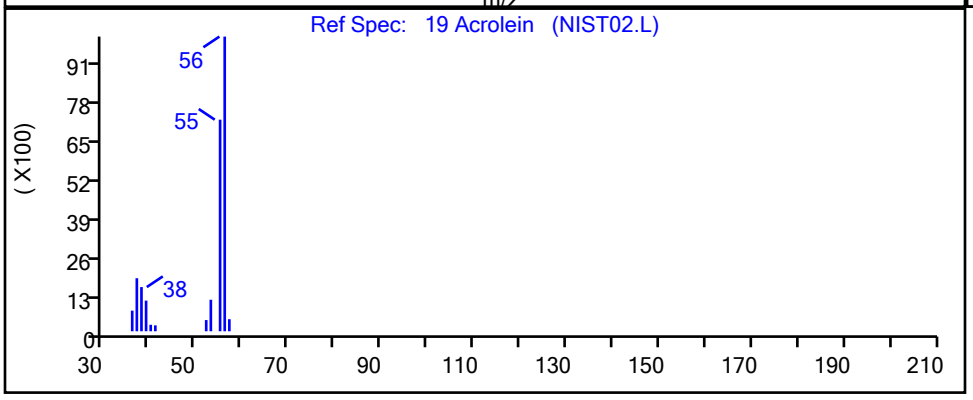

RT	Mass	Response	Amount
2.06	56.00	223	1.795723
2.06	55.00	634	

Reviewer: FK2C, 01-Sep-2022 09:49:38
Audit Action: Marked Compound Undetected Audit Reason: Invalid Compound ID

User Disabled Compound Report

Eurofins Edison

Data File: \\chromfs\Edison\ChromData\CVOAMS17\20220901-149891.b\TT59890.D
Injection Date: 01-Sep-2022 08:57:30 Instrument ID: CVOAMS17
Lims ID: STD8
Client ID:
Operator ID: ALS Bottle#: 2 Worklist Smp#: 3
Purge Vol: 5.000 mL Dil. Factor: 1.0000
Method: 8260W_17 Limit Group: VOA - 8260D Water and Solid
Column: DB-624 (0.18 mm) Detector MS Quad

103 Amyl acetate (mixed isomers), CAS: 628-63-7

Processing Results

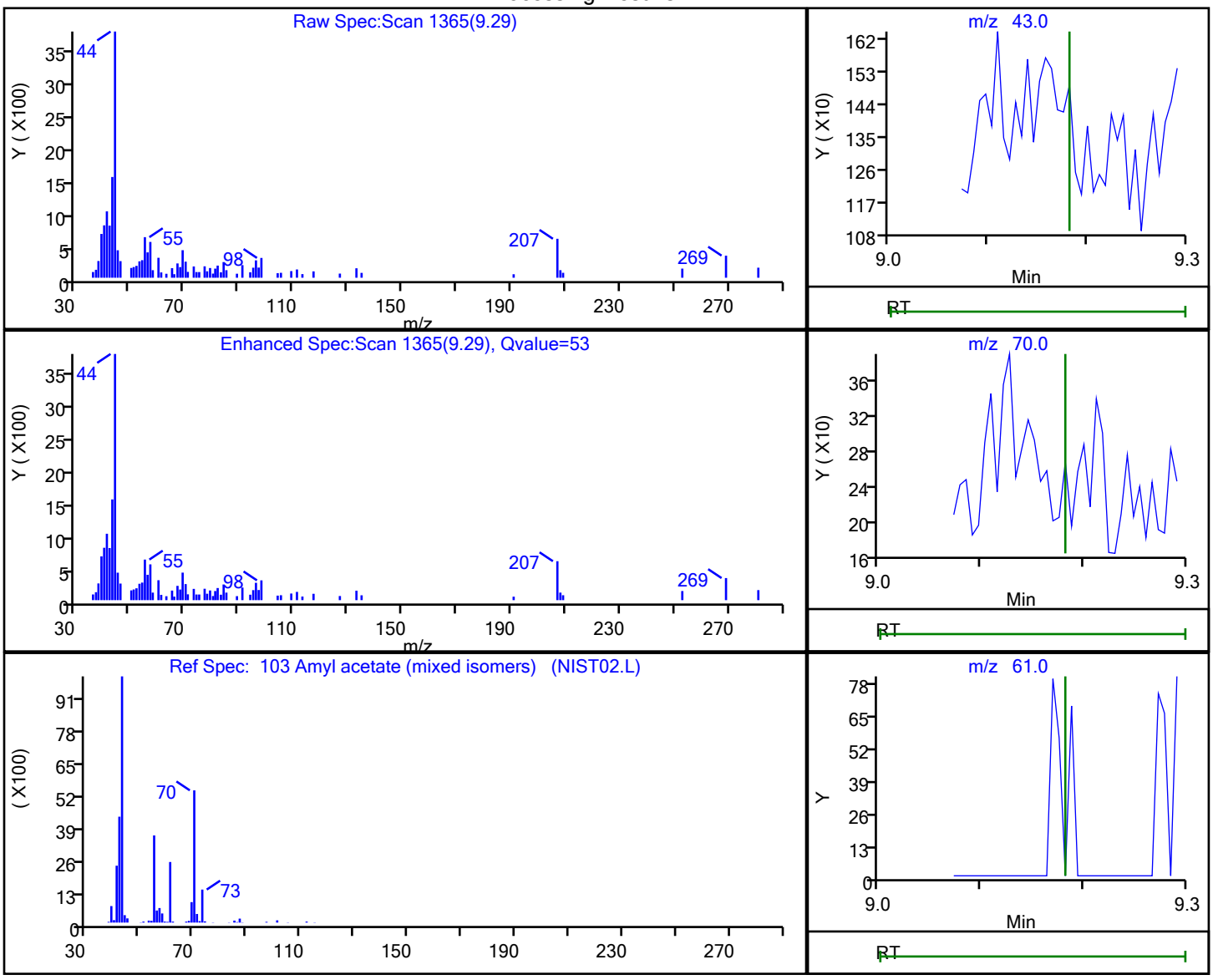

RT	Mass	Response	Amount
9.29	43.00	345	0.033869
9.30	70.00	152	
9.30	61.00	67	

Reviewer: FK2C, 01-Sep-2022 09:50:57
Audit Action: Marked Compound Undetected Audit Reason: Invalid Compound ID

User Disabled Compound Report

Eurofins Edison

Data File: \\chromfs\Edison\ChromData\CVOAMS17\20220901-149891.b\TT59890.D
Injection Date: 01-Sep-2022 08:57:30 Instrument ID: CVOAMS17
Lims ID: STD8
Client ID:
Operator ID: ALS Bottle#: 2 Worklist Smp#: 3
Purge Vol: 5.000 mL Dil. Factor: 1.0000
Method: 8260W_17 Limit Group: VOA - 8260D Water and Solid
Column: DB-624 (0.18 mm) Detector MS Quad

60 Benzene, CAS: 71-43-2

Processing Results

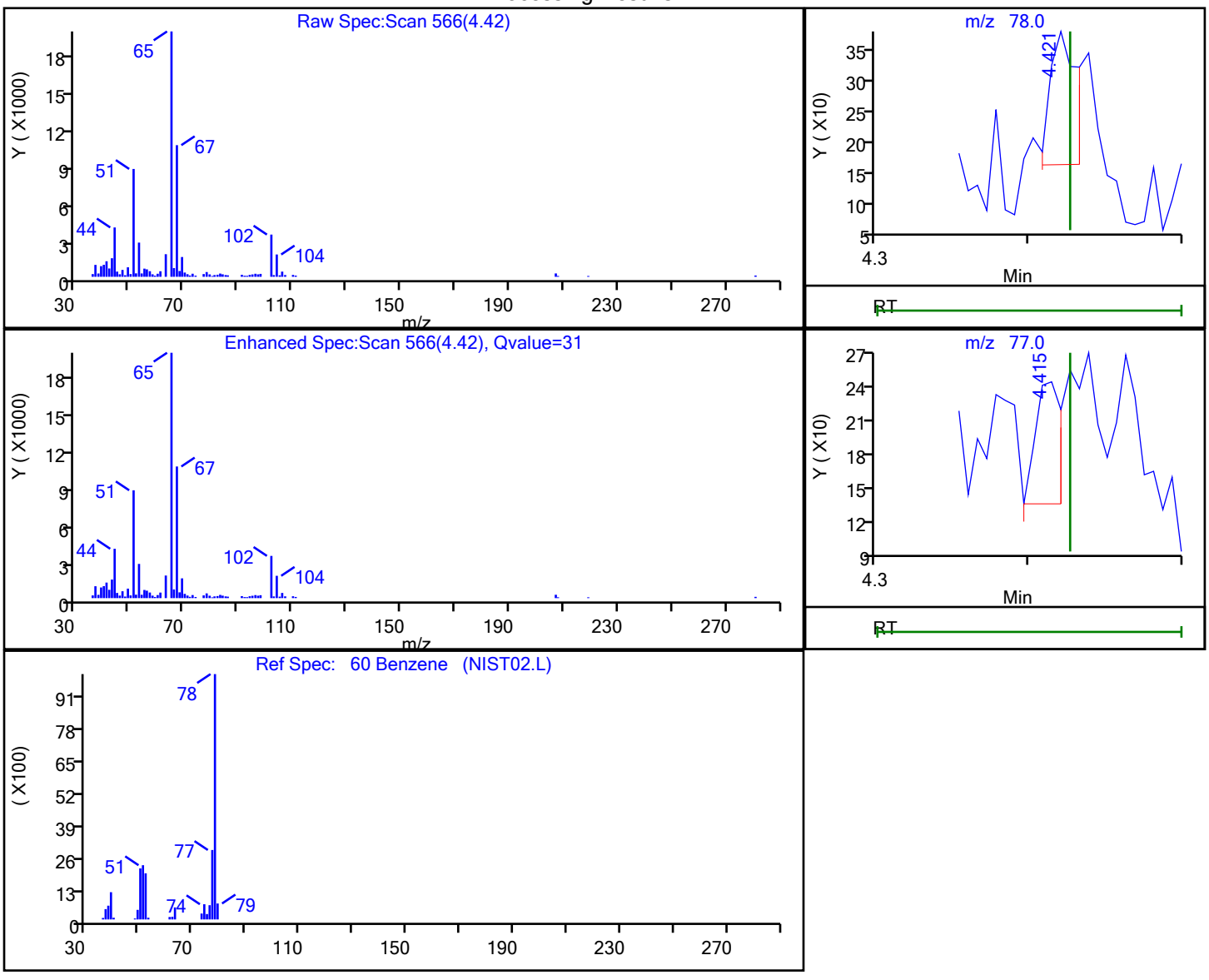

RT	Mass	Response	Amount
4.42	78.00	262	0.014697
4.41	77.00	123	

Reviewer: FK2C, 01-Sep-2022 09:50:19
Audit Action: Marked Compound Undetected Audit Reason: Invalid Compound ID

User Disabled Compound Report

Eurofins Edison

Data File: \\chromfs\Edison\ChromData\CVOAMS17\20220901-149891.b\TT59890.D
Injection Date: 01-Sep-2022 08:57:30 Instrument ID: CVOAMS17
Lims ID: STD8
Client ID:
Operator ID: ALS Bottle#: 2 Worklist Smp#: 3
Purge Vol: 5.000 mL Dil. Factor: 1.0000
Method: 8260W_17 Limit Group: VOA - 8260D Water and Solid
Column: DB-624 (0.18 mm) Detector MS Quad

124 Benzyl chloride, CAS: 100-44-7

Processing Results

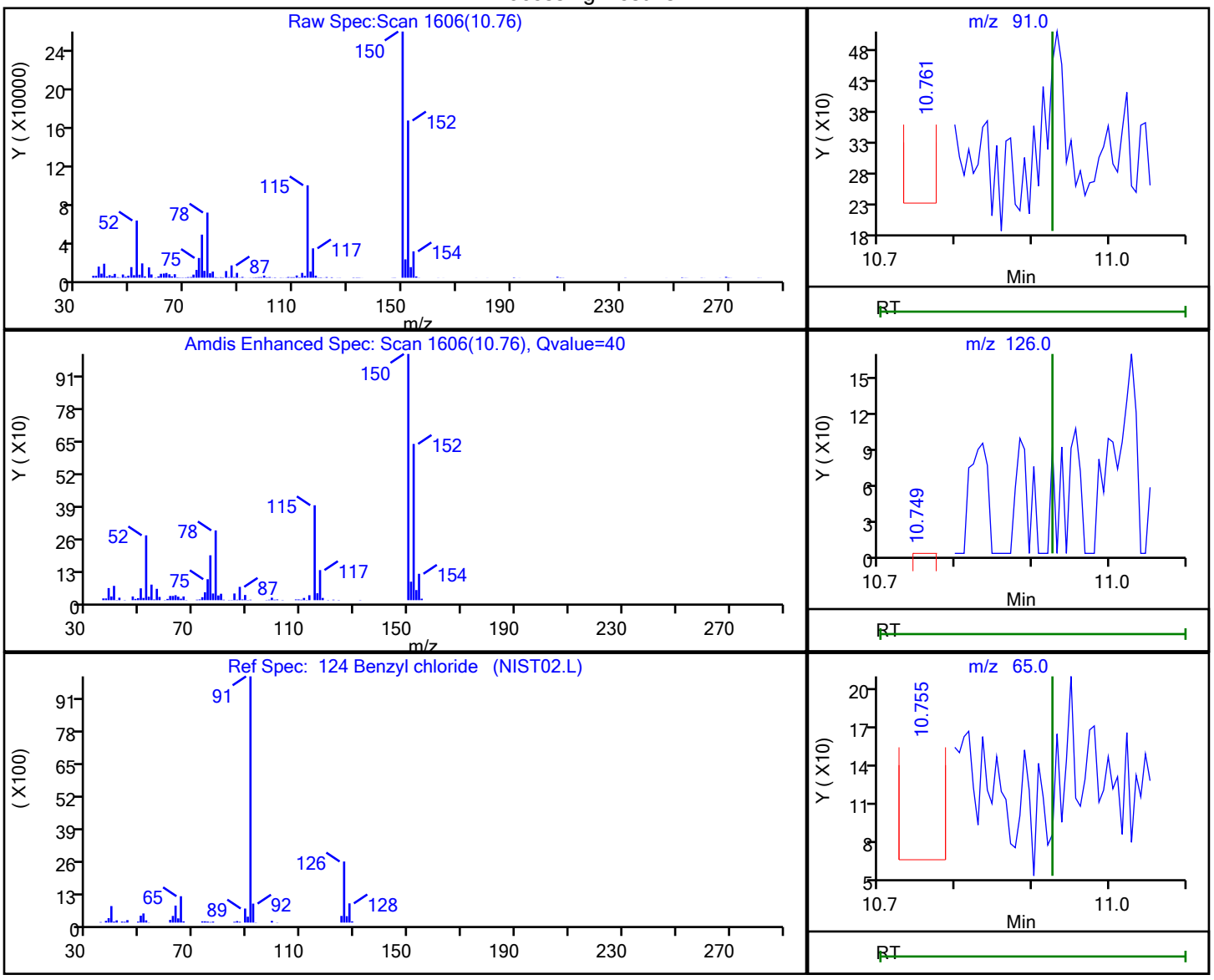

RT	Mass	Response	Amount
10.76	91.00	716	0.065602
10.75	126.00	151	
10.75	65.00	2240	

Reviewer: FK2C, 01-Sep-2022 09:51:15
Audit Action: Marked Compound Undetected Audit Reason: Invalid Compound ID

User Disabled Compound Report

Eurofins Edison

Data File: \\chromfs\Edison\ChromData\CVOAMS17\20220901-149891.b\TT59890.D
Injection Date: 01-Sep-2022 08:57:30 Instrument ID: CVOAMS17
Lims ID: STD8
Client ID:
Operator ID: ALS Bottle#: 2 Worklist Smp#: 3
Purge Vol: 5.000 mL Dil. Factor: 1.0000
Method: 8260W_17 Limit Group: VOA - 8260D Water and Solid
Column: DB-624 (0.18 mm) Detector MS Quad

9 Bromomethane, CAS: 74-83-9

Processing Results

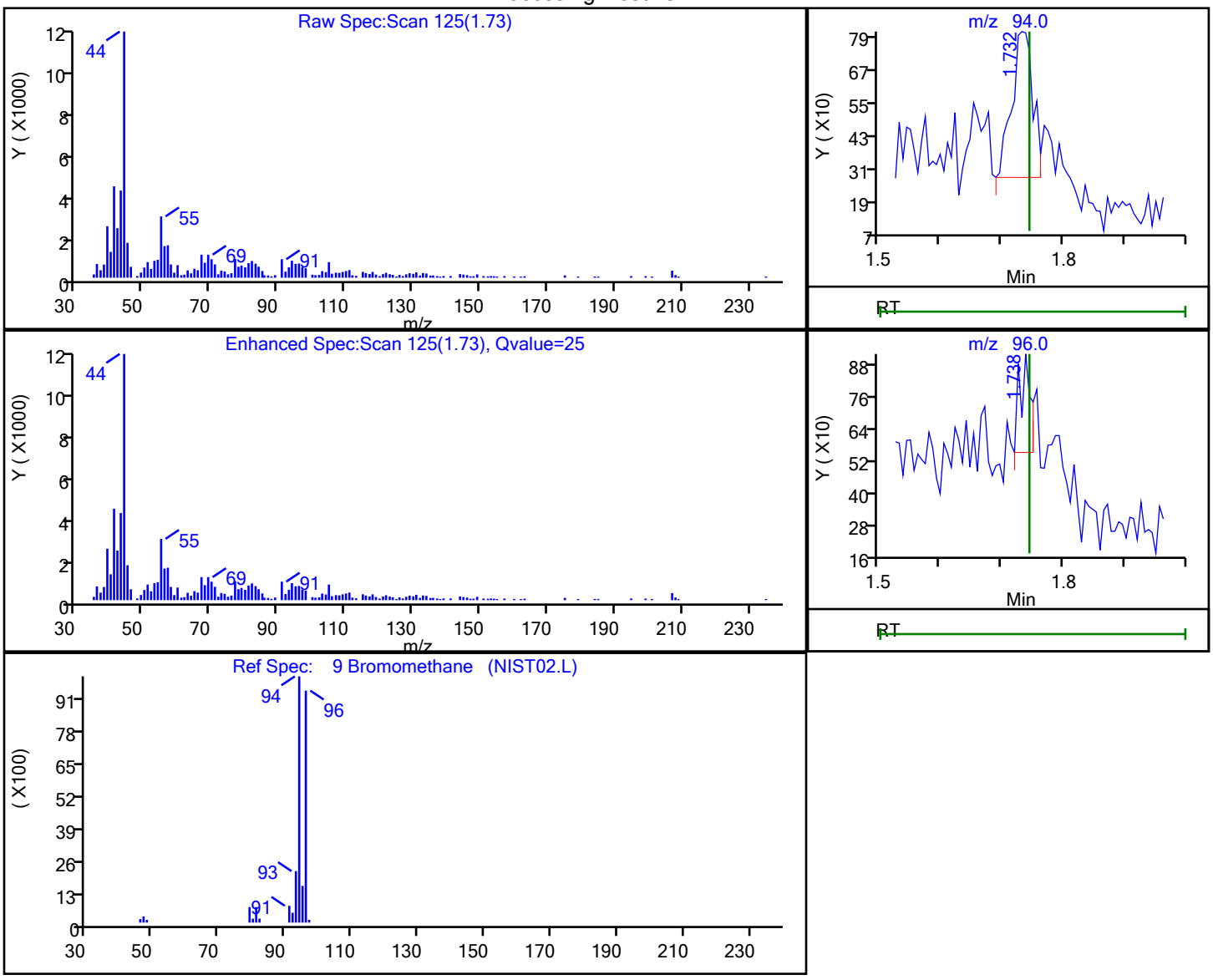

RT	Mass	Response	Amount
1.73	94.00	1283	0.250000
1.74	96.00	449	

Reviewer: FK2C, 01-Sep-2022 09:49:37
Audit Action: Marked Compound Undetected Audit Reason: Invalid Compound ID

User Disabled Compound Report

Eurofins Edison

Data File: \\chromfs\Edison\ChromData\CVOAMS17\20220901-149891.b\TT59890.D
Injection Date: 01-Sep-2022 08:57:30 Instrument ID: CVOAMS17
Lims ID: STD8
Client ID:
Operator ID: ALS Bottle#: 2 Worklist Smp#: 3
Purge Vol: 5.000 mL Dil. Factor: 1.0000
Method: 8260W_17 Limit Group: VOA - 8260D Water and Solid
Column: DB-624 (0.18 mm) Detector MS Quad

115 Butyl Methacrylate, CAS: 97-88-1

Processing Results

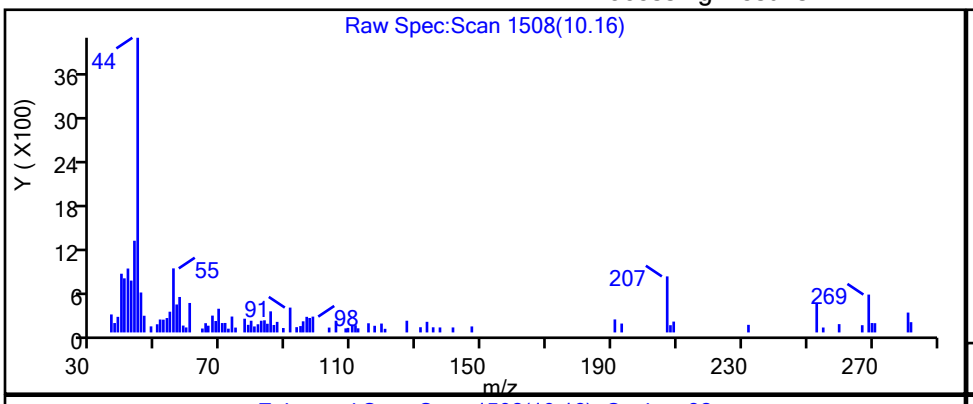

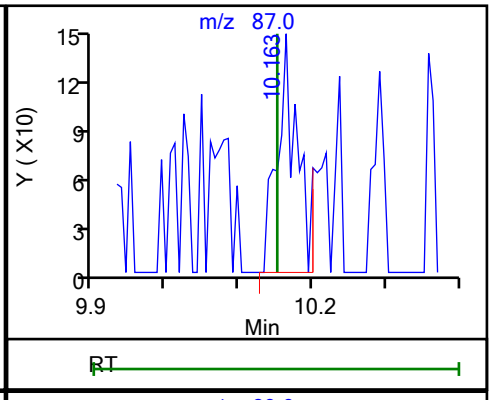

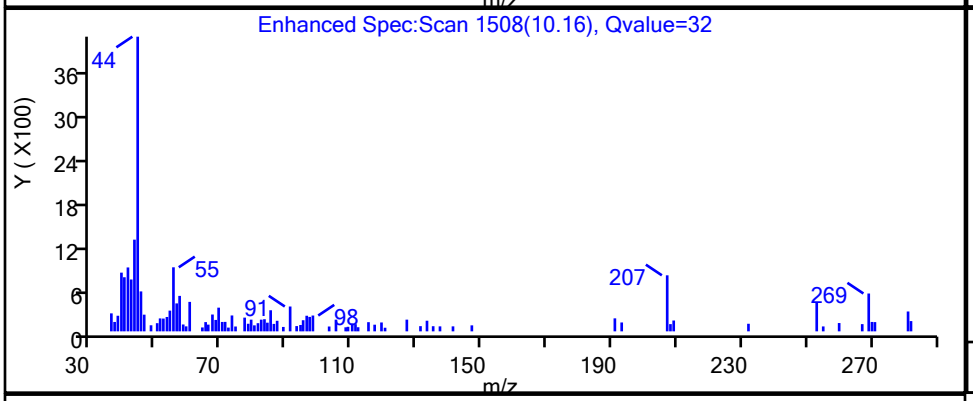

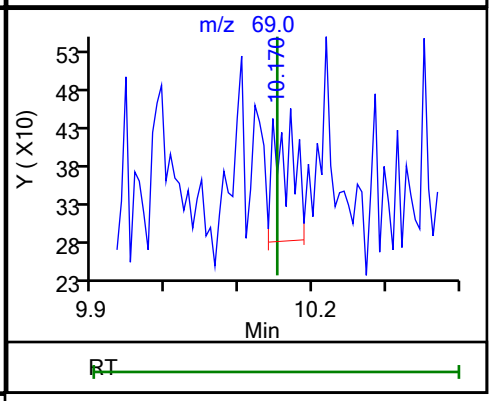

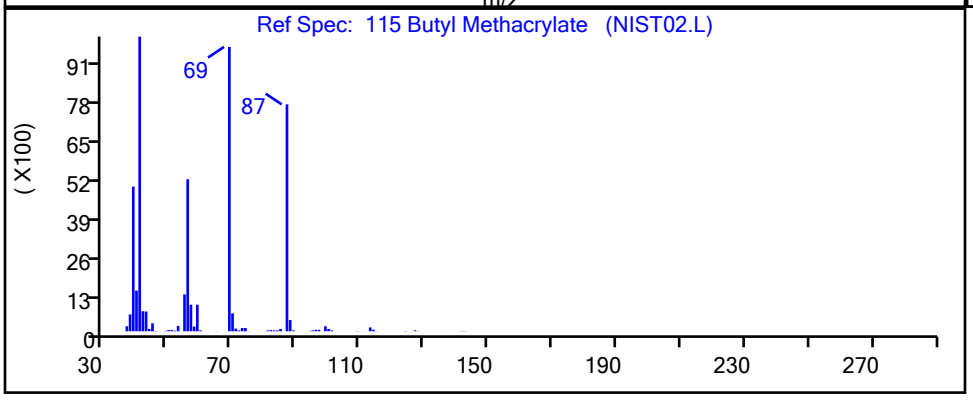

RT	Mass	Response	Amount
10.16	87.00	282	0.060752
10.17	69.00	303	

Reviewer: FK2C, 01-Sep-2022 09:51:04
Audit Action: Marked Compound Undetected Audit Reason: Invalid Compound ID

User Disabled Compound Report

Eurofins Edison

Data File: \\chromfs\Edison\ChromData\CVOAMS17\20220901-149891.b\TT59890.D
Injection Date: 01-Sep-2022 08:57:30 Instrument ID: CVOAMS17
Lims ID: STD8
Client ID:
Operator ID: ALS Bottle#: 2 Worklist Smp#: 3
Purge Vol: 5.000 mL Dil. Factor: 1.0000
Method: 8260W_17 Limit Group: VOA - 8260D Water and Solid
Column: DB-624 (0.18 mm) Detector MS Quad

24 Carbon disulfide, CAS: 75-15-0

Processing Results

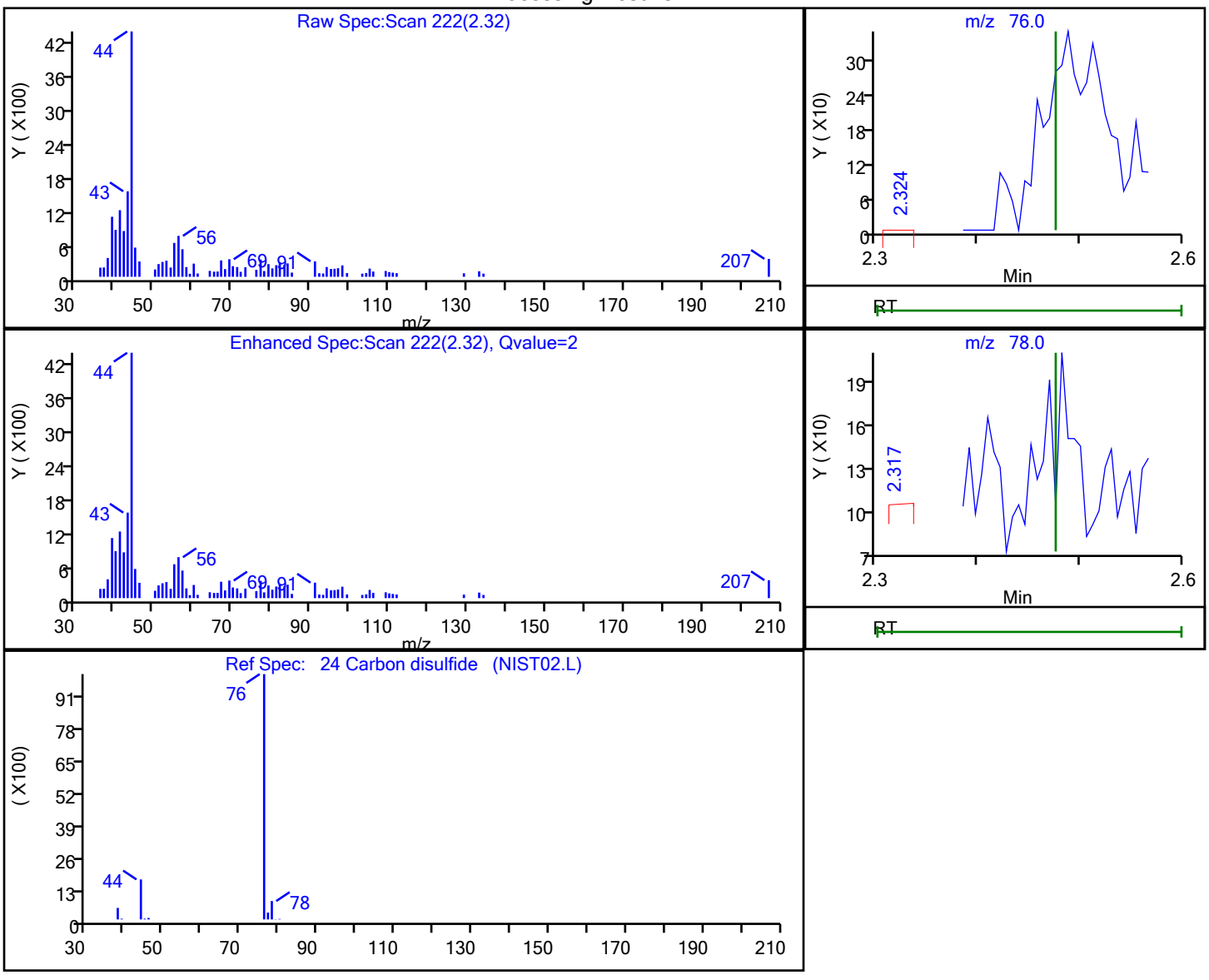

RT	Mass	Response	Amount
2.32	76.00	144	0.007322
2.32	78.00	124	

Reviewer: FK2C, 01-Sep-2022 09:49:47
Audit Action: Marked Compound Undetected Audit Reason: Invalid Compound ID

User Disabled Compound Report

Eurofins Edison

Data File: \\chromfs\Edison\ChromData\CVOAMS17\20220901-149891.b\TT59890.D
Injection Date: 01-Sep-2022 08:57:30 Instrument ID: CVOAMS17
Lims ID: STD8
Client ID:
Operator ID: ALS Bottle#: 2 Worklist Smp#: 3
Purge Vol: 5.000 mL Dil. Factor: 1.0000
Method: 8260W_17 Limit Group: VOA - 8260D Water and Solid
Column: DB-624 (0.18 mm) Detector MS Quad

56 Carbon tetrachloride, CAS: 56-23-5

Processing Results

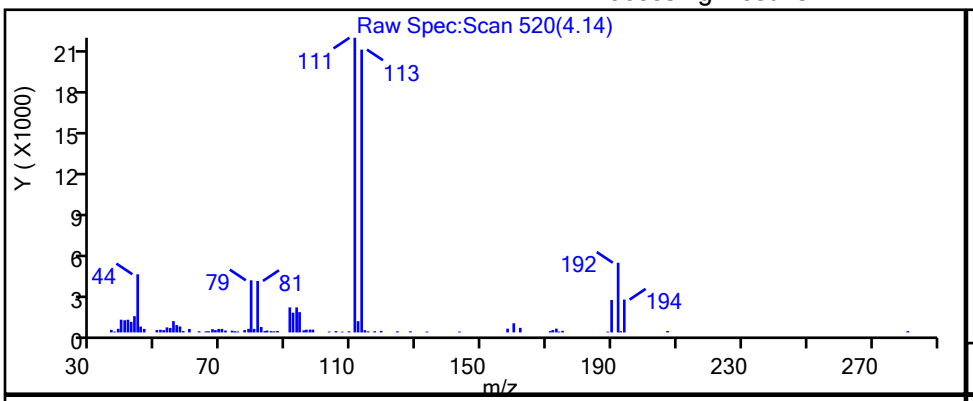

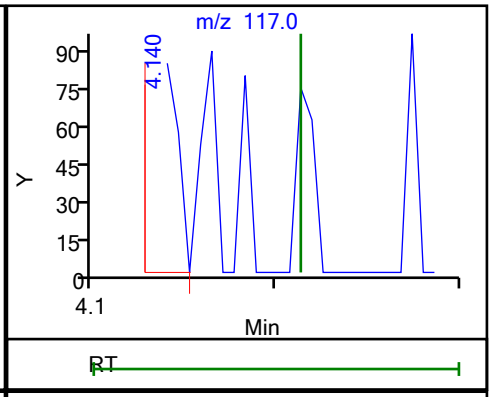

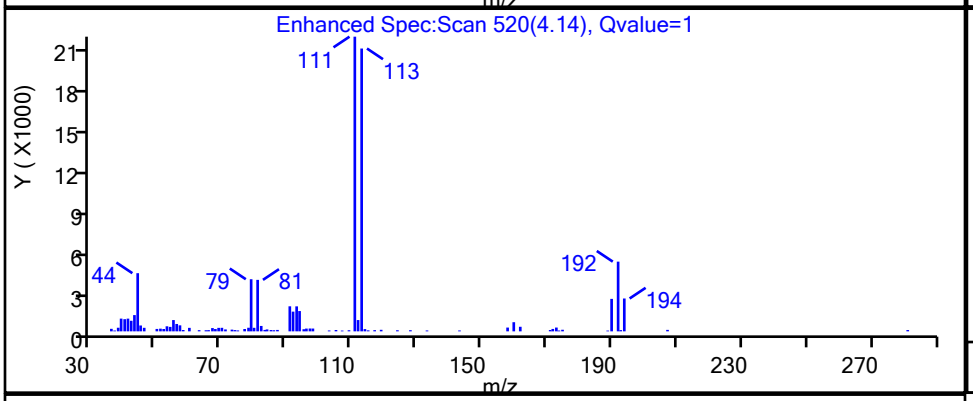

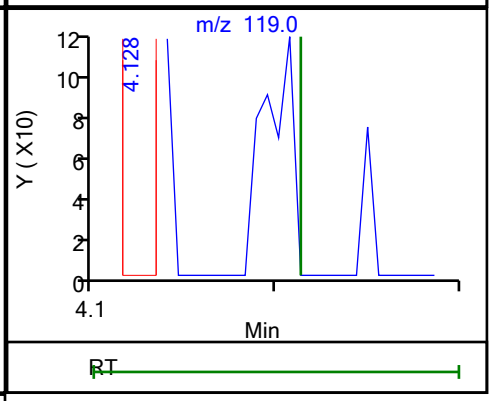

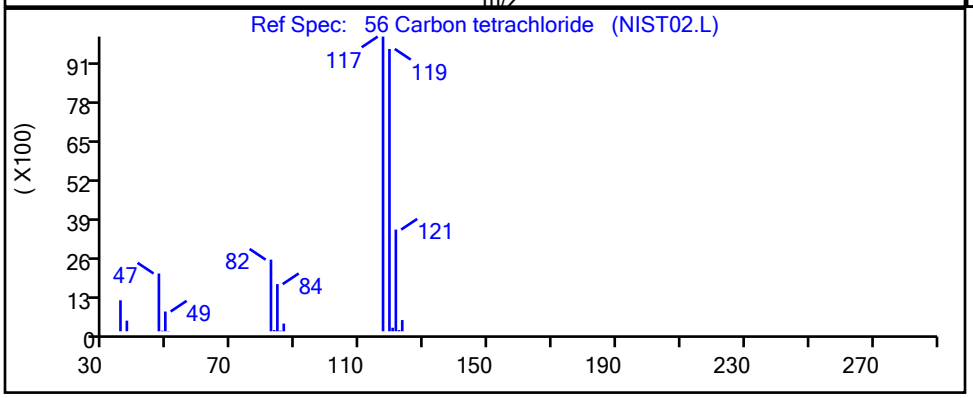

RT	Mass	Response	Amount
4.14	117.00	105	0.027342
4.13	119.00	75	

Reviewer: FK2C, 01-Sep-2022 09:50:16
Audit Action: Marked Compound Undetected Audit Reason: Invalid Compound ID

User Disabled Compound Report

Eurofins Edison

Data File: \\chromfs\Edison\ChromData\CVOAMS17\20220901-149891.b\TT59890.D
Injection Date: 01-Sep-2022 08:57:30 Instrument ID: CVOAMS17
Lims ID: STD8
Client ID:
Operator ID: ALS Bottle#: 2 Worklist Smp#: 3
Purge Vol: 5.000 mL Dil. Factor: 1.0000
Method: 8260W_17 Limit Group: VOA - 8260D Water and Solid
Column: DB-624 (0.18 mm) Detector MS Quad

5 Chlorodifluoromethane, CAS: 75-45-6

Processing Results

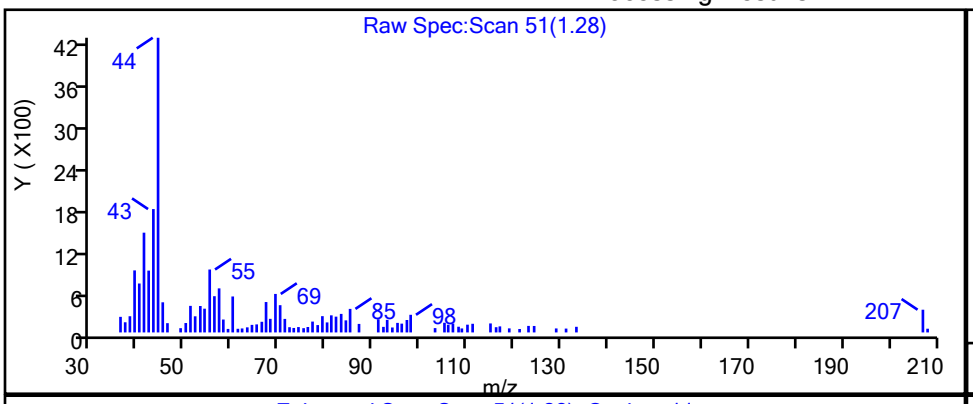

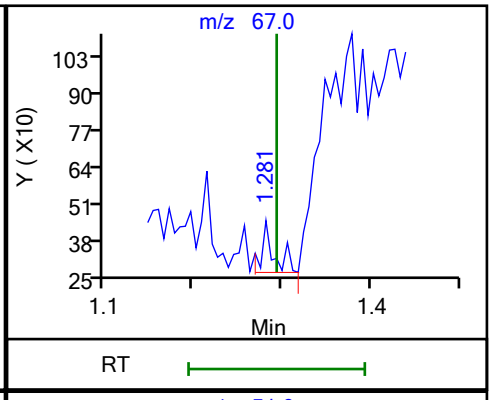

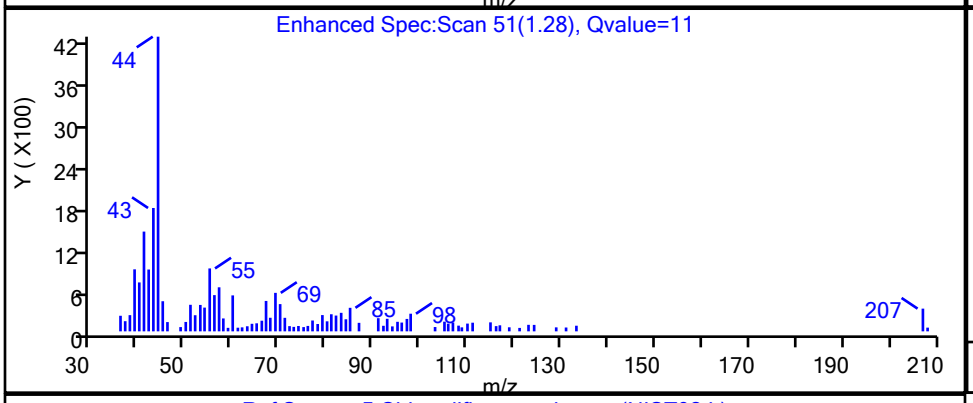

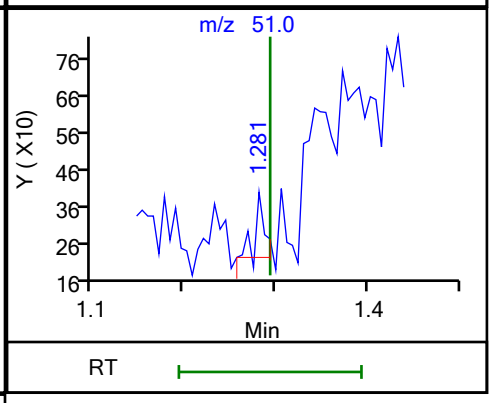

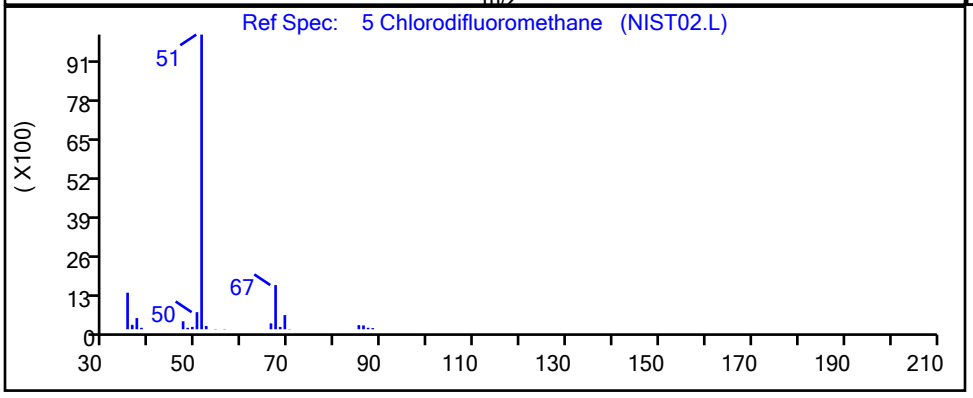

RT	Mass	Response	Amount
1.28	67.00	176	0.208881
1.28	51.00	125	

Reviewer: FK2C, 01-Sep-2022 09:51:34
Audit Action: Marked Compound Undetected Audit Reason: Invalid Compound ID

User Disabled Compound Report

Eurofins Edison

Data File: \\chromfs\Edison\ChromData\CVOAMS17\20220901-149891.b\TT59890.D
Injection Date: 01-Sep-2022 08:57:30 Instrument ID: CVOAMS17
Lims ID: STD8
Client ID:
Operator ID: ALS Bottle#: 2 Worklist Smp#: 3
Purge Vol: 5.000 mL Dil. Factor: 1.0000
Method: 8260W_17 Limit Group: VOA - 8260D Water and Solid
Column: DB-624 (0.18 mm) Detector MS Quad

10 Chloroethane, CAS: 75-00-3

Processing Results

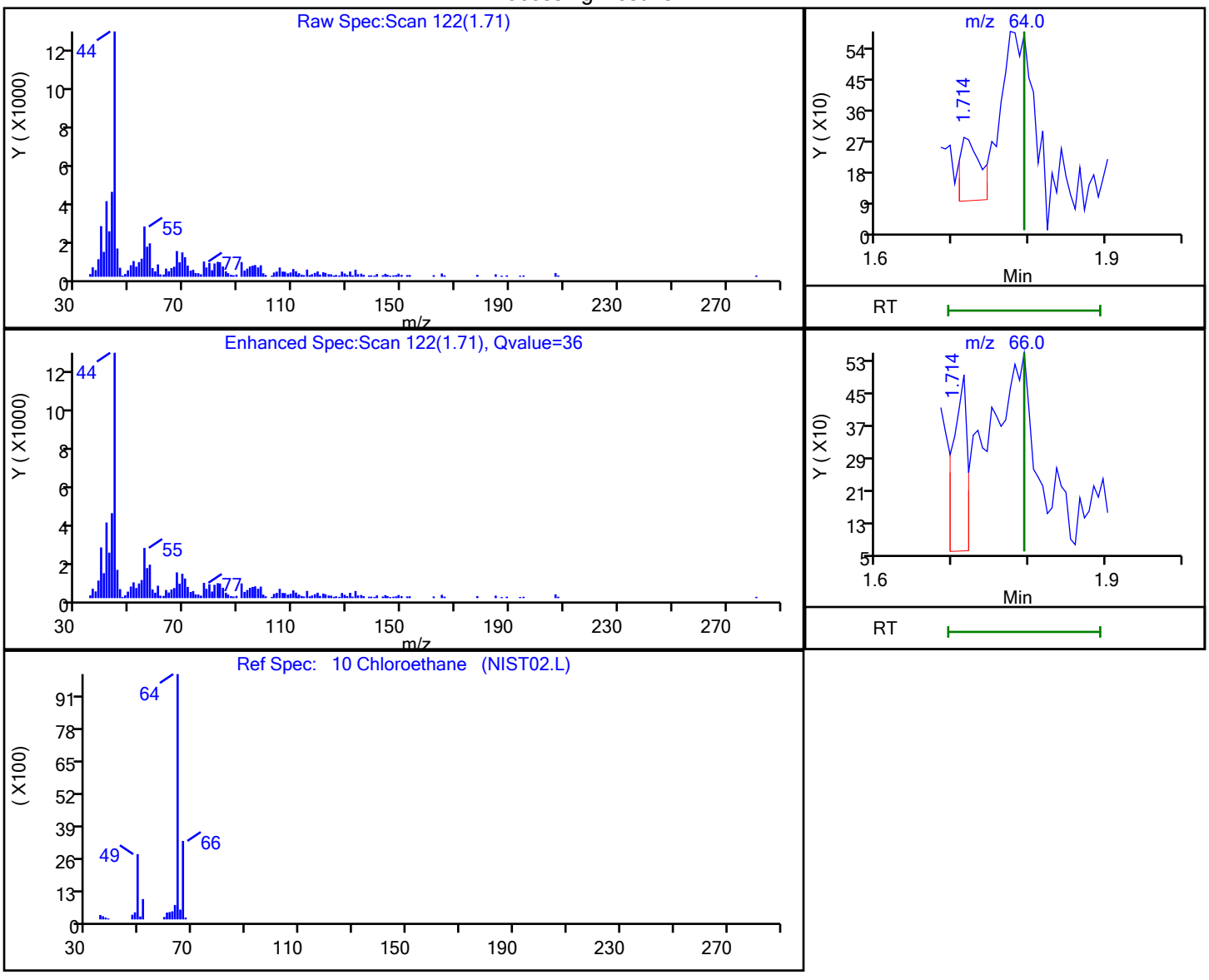

RT	Mass	Response	Amount
1.71	64.00	346	0.250000
1.71	66.00	558	

Reviewer: FK2C, 01-Sep-2022 09:49:38
Audit Action: Marked Compound Undetected Audit Reason: Invalid Compound ID

User Disabled Compound Report

Eurofins Edison

Data File: \\chromfs\Edison\ChromData\CVOAMS17\20220901-149891.b\TT59890.D
Injection Date: 01-Sep-2022 08:57:30 Instrument ID: CVOAMS17
Lims ID: STD8
Client ID:
Operator ID: ALS Bottle#: 2 Worklist Smp#: 3
Purge Vol: 5.000 mL Dil. Factor: 1.0000
Method: 8260W_17 Limit Group: VOA - 8260D Water and Solid
Column: DB-624 (0.18 mm) Detector MS Quad

52 Chloroform, CAS: 67-66-3

Processing Results

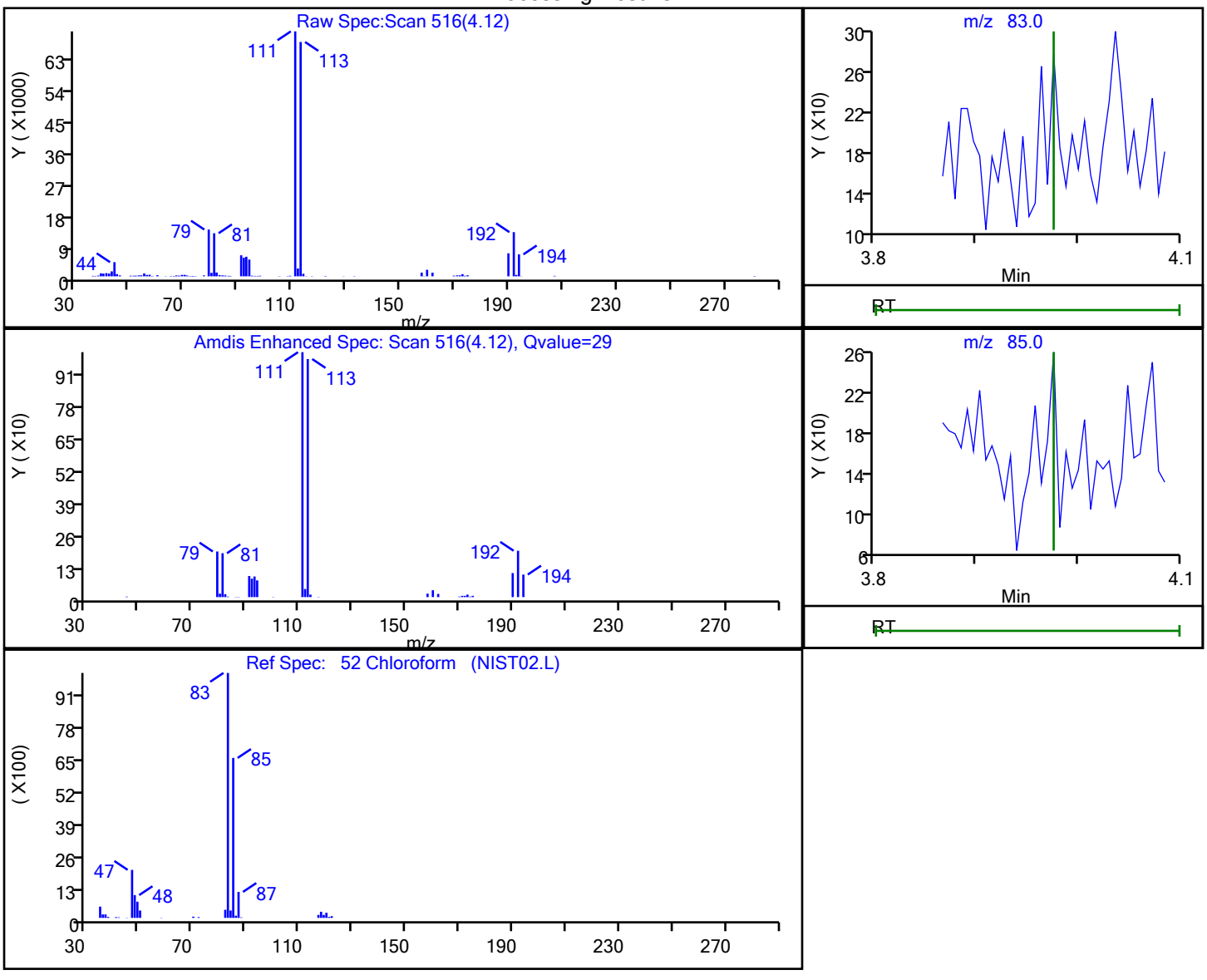

RT	Mass	Response	Amount
4.12	83.00	263	0.032950
4.12	85.00	212	

Reviewer: FK2C, 01-Sep-2022 09:50:10
Audit Action: Marked Compound Undetected Audit Reason: Invalid Compound ID

User Disabled Compound Report

Eurofins Edison

Data File: \\chromfs\Edison\ChromData\CVOAMS17\20220901-149891.b\TT59890.D
Injection Date: 01-Sep-2022 08:57:30 Instrument ID: CVOAMS17
Lims ID: STD8
Client ID:
Operator ID: ALS Bottle#: 2 Worklist Smp#: 3
Purge Vol: 5.000 mL Dil. Factor: 1.0000
Method: 8260W_17 Limit Group: VOA - 8260D Water and Solid
Column: DB-624 (0.18 mm) Detector MS Quad

6 Chloromethane, CAS: 74-87-3

Processing Results

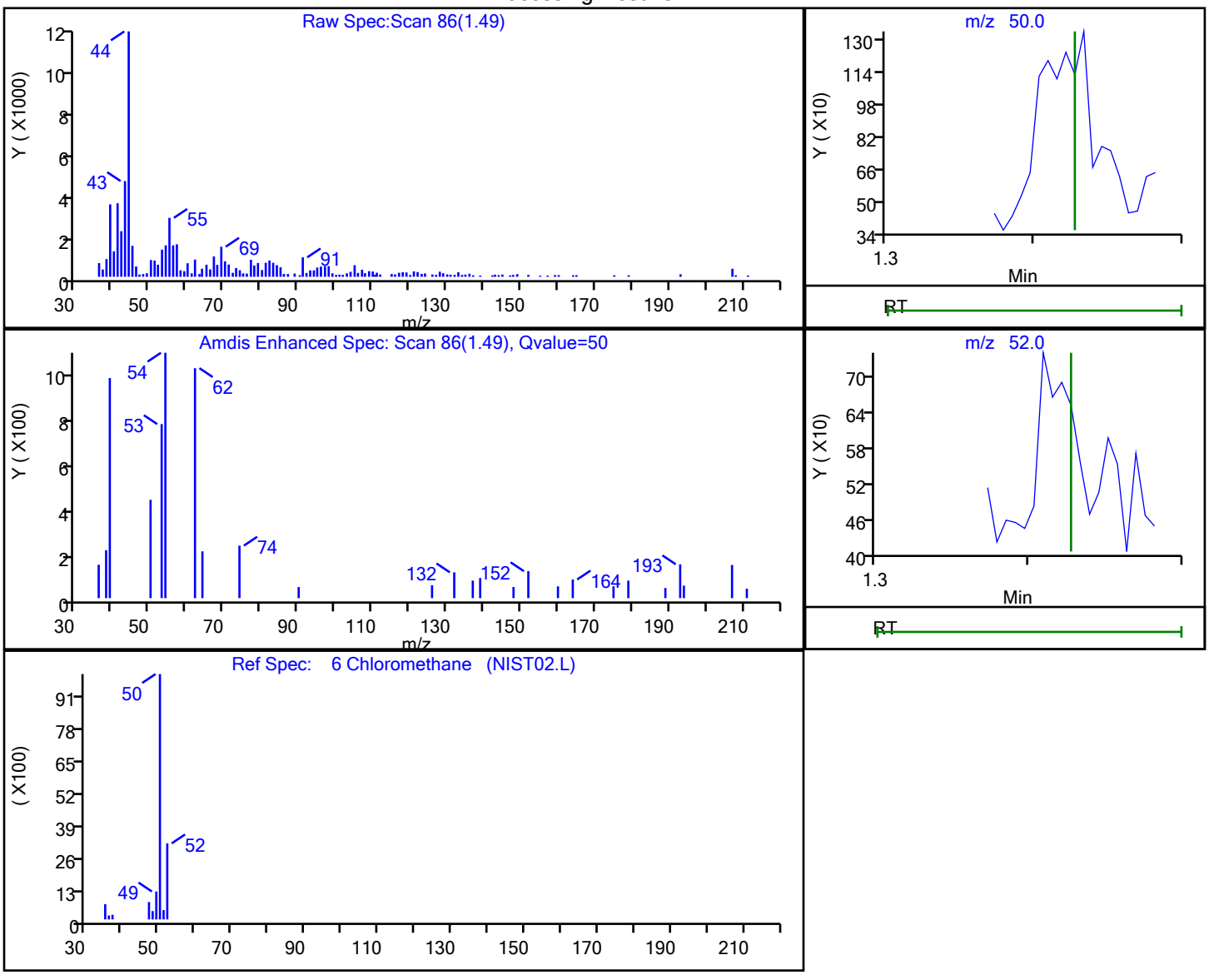

RT	Mass	Response	Amount
1.49	50.00	167	0.250000
1.49	52.00	178	

Reviewer: FK2C, 01-Sep-2022 09:49:37
Audit Action: Marked Compound Undetected Audit Reason: Invalid Compound ID

User Disabled Compound Report

Eurofins Edison

Data File: \\chromfs\Edison\ChromData\CVOAMS17\20220901-149891.b\TT59890.D
Injection Date: 01-Sep-2022 08:57:30 Instrument ID: CVOAMS17
Lims ID: STD8
Client ID:
Operator ID: ALS Bottle#: 2 Worklist Smp#: 3
Purge Vol: 5.000 mL Dil. Factor: 1.0000
Method: 8260W_17 Limit Group: VOA - 8260D Water and Solid
Column: DB-624 (0.18 mm) Detector MS Quad

3 Chlorotrifluoroethene, CAS: 79-38-9

Processing Results

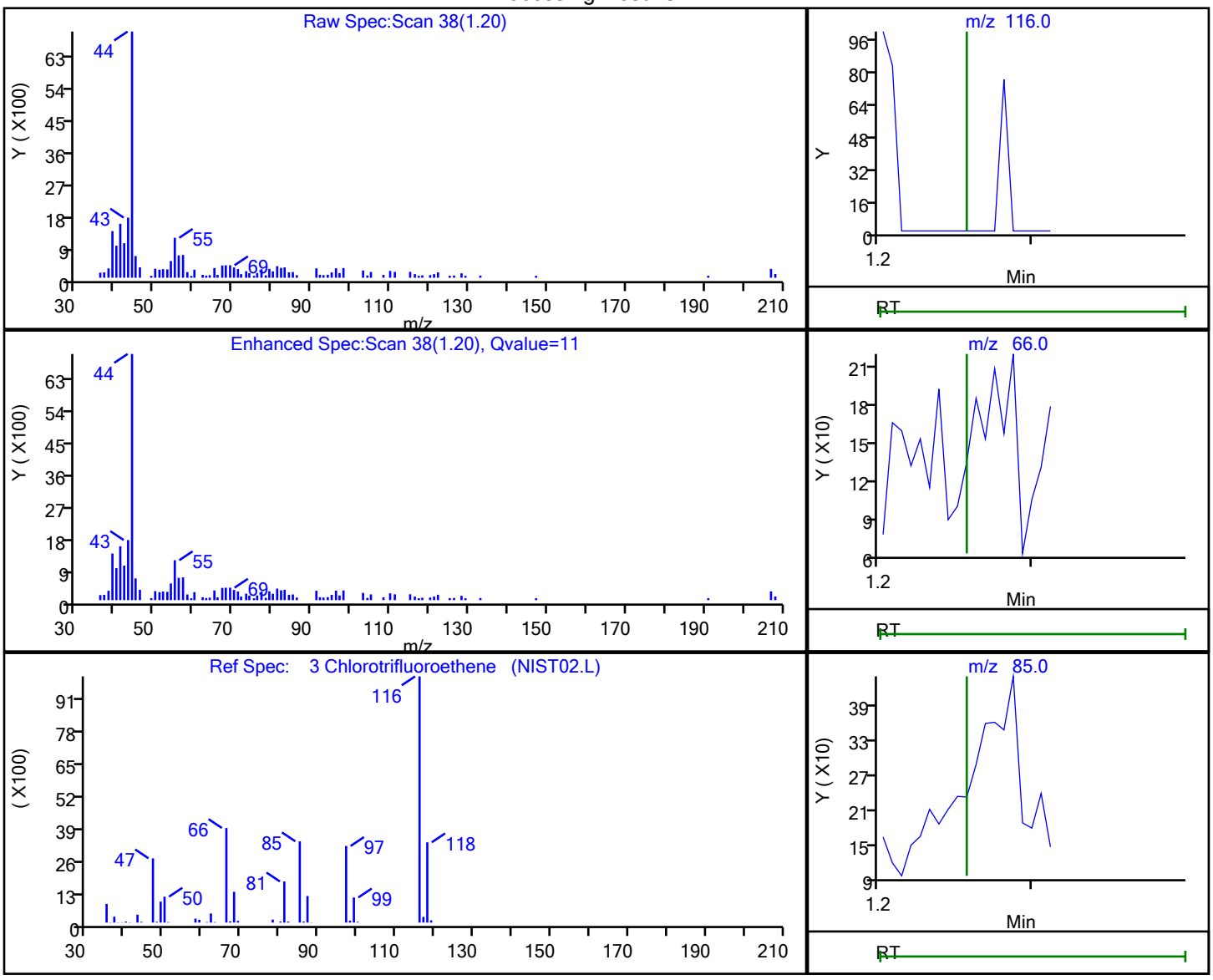

RT	Mass	Response	Amount
1.20	116.00	67	0.059338
1.20	66.00	167	
1.20	85.00	129	
1.20	118.00	128	

Reviewer: FK2C, 01-Sep-2022 09:49:40
Audit Action: Marked Compound Undetected Audit Reason: Invalid Compound ID

User Disabled Compound Report

Eurofins Edison

Data File: \\chromfs\Edison\ChromData\CVOAMS17\20220901-149891.b\TT59890.D
Injection Date: 01-Sep-2022 08:57:30 Instrument ID: CVOAMS17
Lims ID: STD8
Client ID:
Operator ID: ALS Bottle#: 2 Worklist Smp#: 3
Purge Vol: 5.000 mL Dil. Factor: 1.0000
Method: 8260W_17 Limit Group: VOA - 8260D Water and Solid
Column: DB-624 (0.18 mm) Detector MS Quad

44 cis-1,2-Dichloroethene, CAS: 156-59-2

Processing Results

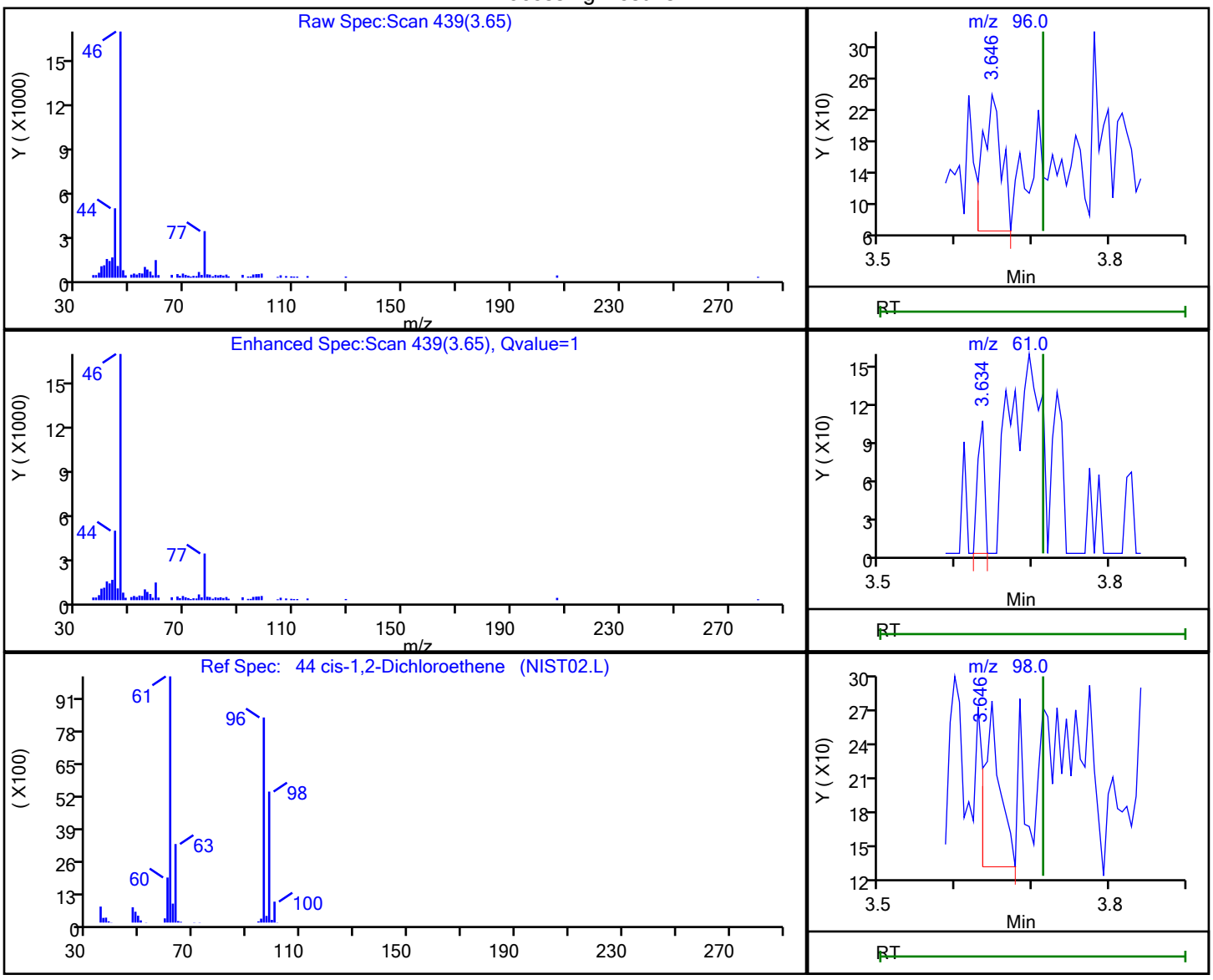

RT	Mass	Response	Amount
3.65	96.00	293	0.060741
3.63	61.00	63	
3.65	98.00	202	

Reviewer: FK2C, 01-Sep-2022 09:50:04
Audit Action: Marked Compound Undetected Audit Reason: Invalid Compound ID

User Disabled Compound Report

Eurofins Edison

Data File: \\chromfs\Edison\ChromData\CVOAMS17\20220901-149891.b\TT59890.D
Injection Date: 01-Sep-2022 08:57:30 Instrument ID: CVOAMS17
Lims ID: STD8
Client ID:
Operator ID: ALS Bottle#: 2 Worklist Smp#: 3
Purge Vol: 5.000 mL Dil. Factor: 1.0000
Method: 8260W_17 Limit Group: VOA - 8260D Water and Solid
Column: DB-624 (0.18 mm) Detector MS Quad

81 cis-1,3-Dichloropropene, CAS: 10061-01-5

Processing Results

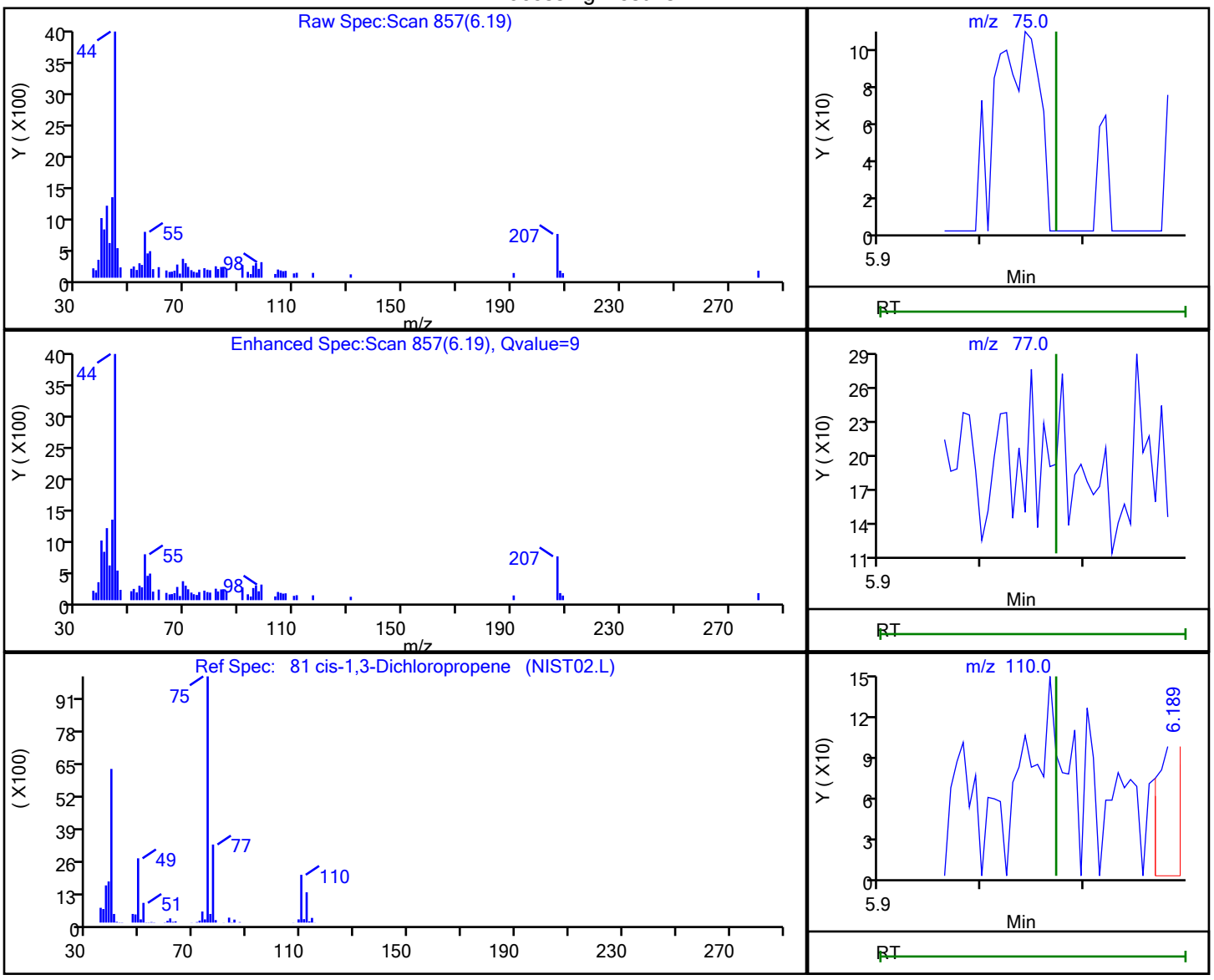

RT	Mass	Response	Amount
6.19	75.00	176	0.024956
6.20	77.00	196	
6.19	110.00	174	

Reviewer: FK2C, 01-Sep-2022 09:50:36
Audit Action: Marked Compound Undetected Audit Reason: Invalid Compound ID

User Disabled Compound Report

Eurofins Edison

Data File: \\chromfs\Edison\ChromData\CVOAMS17\20220901-149891.b\TT59890.D
Injection Date: 01-Sep-2022 08:57:30 Instrument ID: CVOAMS17
Lims ID: STD8
Client ID:
Operator ID: ALS Bottle#: 2 Worklist Smp#: 3
Purge Vol: 5.000 mL Dil. Factor: 1.0000
Method: 8260W_17 Limit Group: VOA - 8260D Water and Solid
Column: DB-624 (0.18 mm) Detector MS Quad

53 Cyclohexane, CAS: 110-82-7

Processing Results

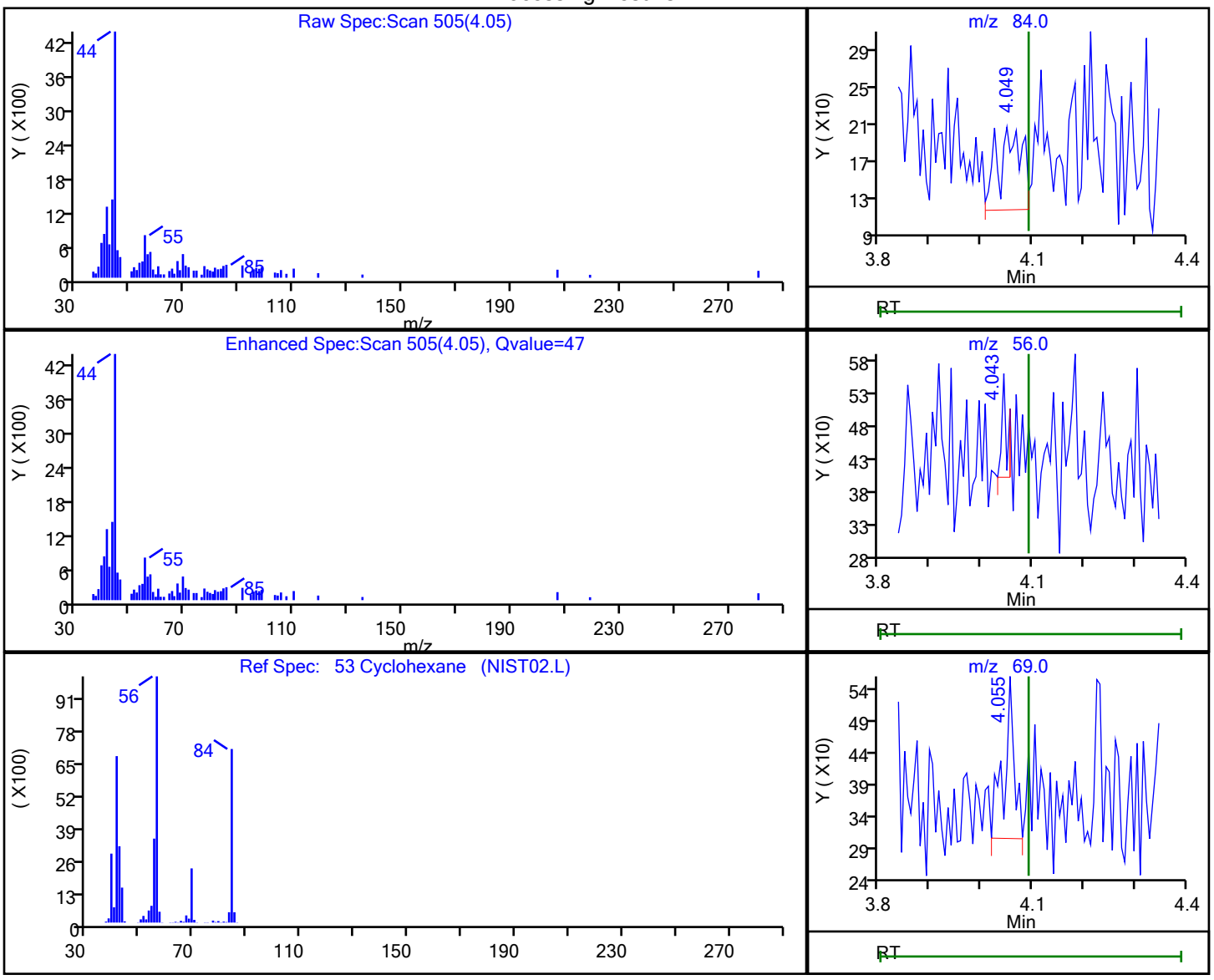

RT	Mass	Response	Amount
4.05	84.00	291	0.044609
4.04	56.00	111	
4.05	69.00	351	

Reviewer: FK2C, 01-Sep-2022 09:50:12
Audit Action: Marked Compound Undetected Audit Reason: Invalid Compound ID

User Disabled Compound Report

Eurofins Edison

Data File: \\chromfs\Edison\ChromData\CVOAMS17\20220901-149891.b\TT59890.D
Injection Date: 01-Sep-2022 08:57:30 Instrument ID: CVOAMS17
Lims ID: STD8
Client ID:
Operator ID: ALS Bottle#: 2 Worklist Smp#: 3
Purge Vol: 5.000 mL Dil. Factor: 1.0000
Method: 8260W_17 Limit Group: VOA - 8260D Water and Solid
Column: DB-624 (0.18 mm) Detector MS Quad

28 Cyclopentene, CAS: 142-29-0

Processing Results

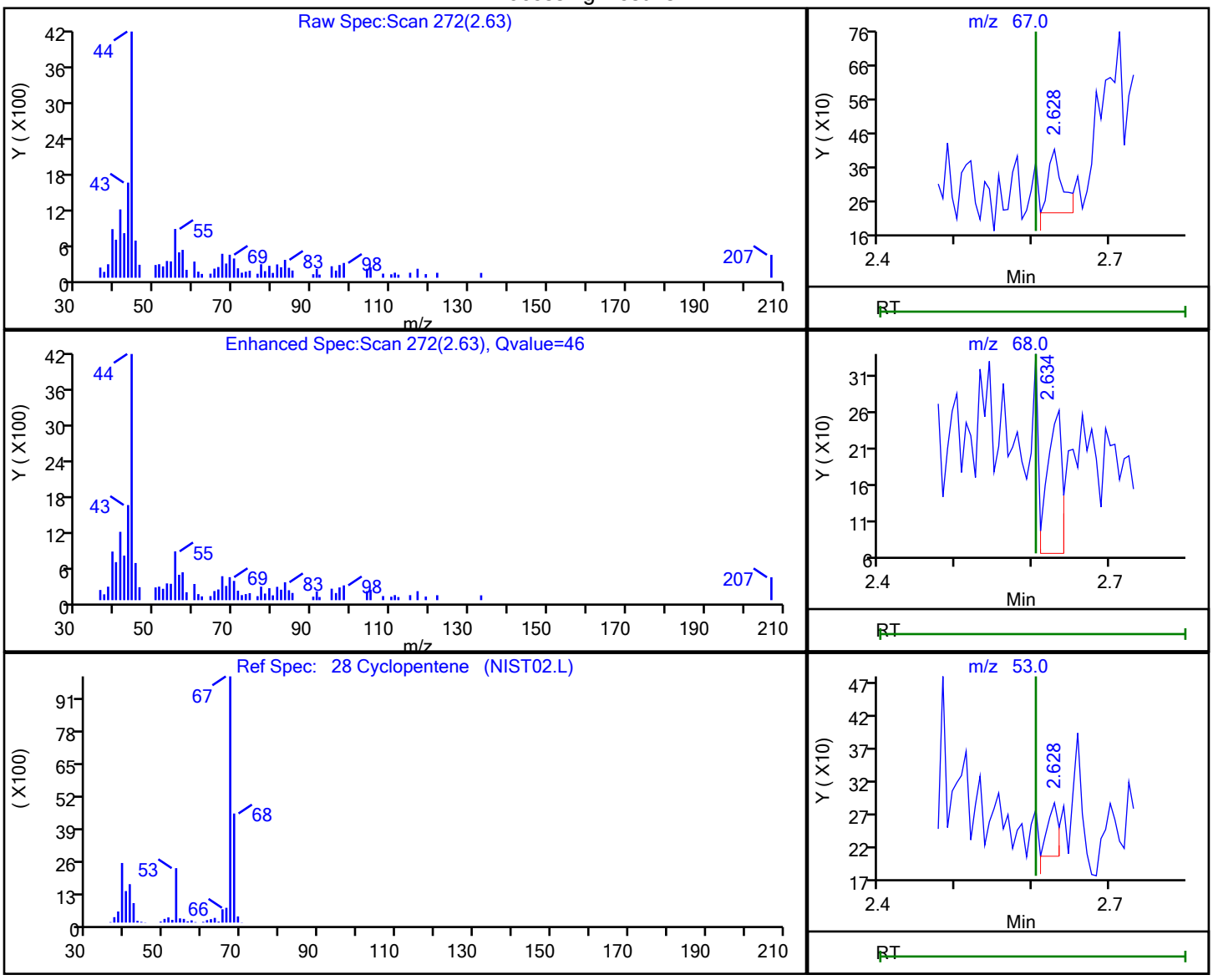

RT	Mass	Response	Amount
2.63	67.00	240	0.021312
2.63	68.00	264	
2.63	53.00	79	

Reviewer: FK2C, 01-Sep-2022 09:49:50
Audit Action: Marked Compound Undetected Audit Reason: Invalid Compound ID

User Disabled Compound Report

Eurofins Edison

Data File: \\chromfs\Edison\ChromData\CVOAMS17\20220901-149891.b\TT59890.D
Injection Date: 01-Sep-2022 08:57:30 Instrument ID: CVOAMS17
Lims ID: STD8
Client ID:
Operator ID: ALS Bottle#: 2 Worklist Smp#: 3
Purge Vol: 5.000 mL Dil. Factor: 1.0000
Method: 8260W_17 Limit Group: VOA - 8260D Water and Solid
Column: DB-624 (0.18 mm) Detector MS Quad

77 Dichlorobromomethane, CAS: 75-27-4

Processing Results

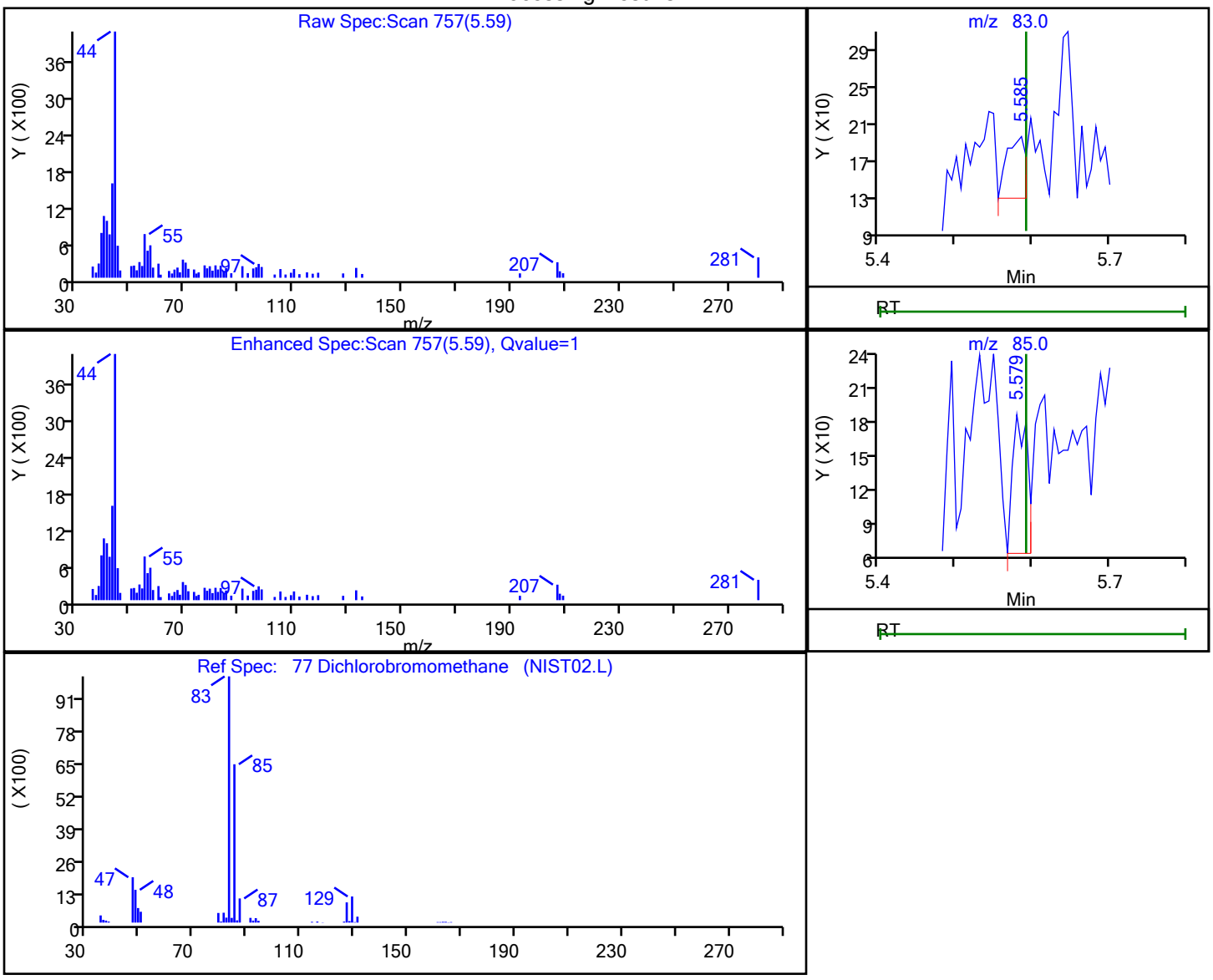

RT	Mass	Response	Amount
5.59	83.00	109	0.020618
5.58	85.00	164	

Reviewer: FK2C, 01-Sep-2022 09:50:31
Audit Action: Marked Compound Undetected Audit Reason: Invalid Compound ID

User Disabled Compound Report

Eurofins Edison

Data File: \\chromfs\Edison\ChromData\CVOAMS17\20220901-149891.b\TT59890.D
Injection Date: 01-Sep-2022 08:57:30 Instrument ID: CVOAMS17
Lims ID: STD8
Client ID:
Operator ID: ALS Bottle#: 2 Worklist Smp#: 3
Purge Vol: 5.000 mL Dil. Factor: 1.0000
Method: 8260W_17 Limit Group: VOA - 8260D Water and Solid
Column: DB-624 (0.18 mm) Detector MS Quad

4 Dichlorodifluoromethane, CAS: 75-71-8

Processing Results

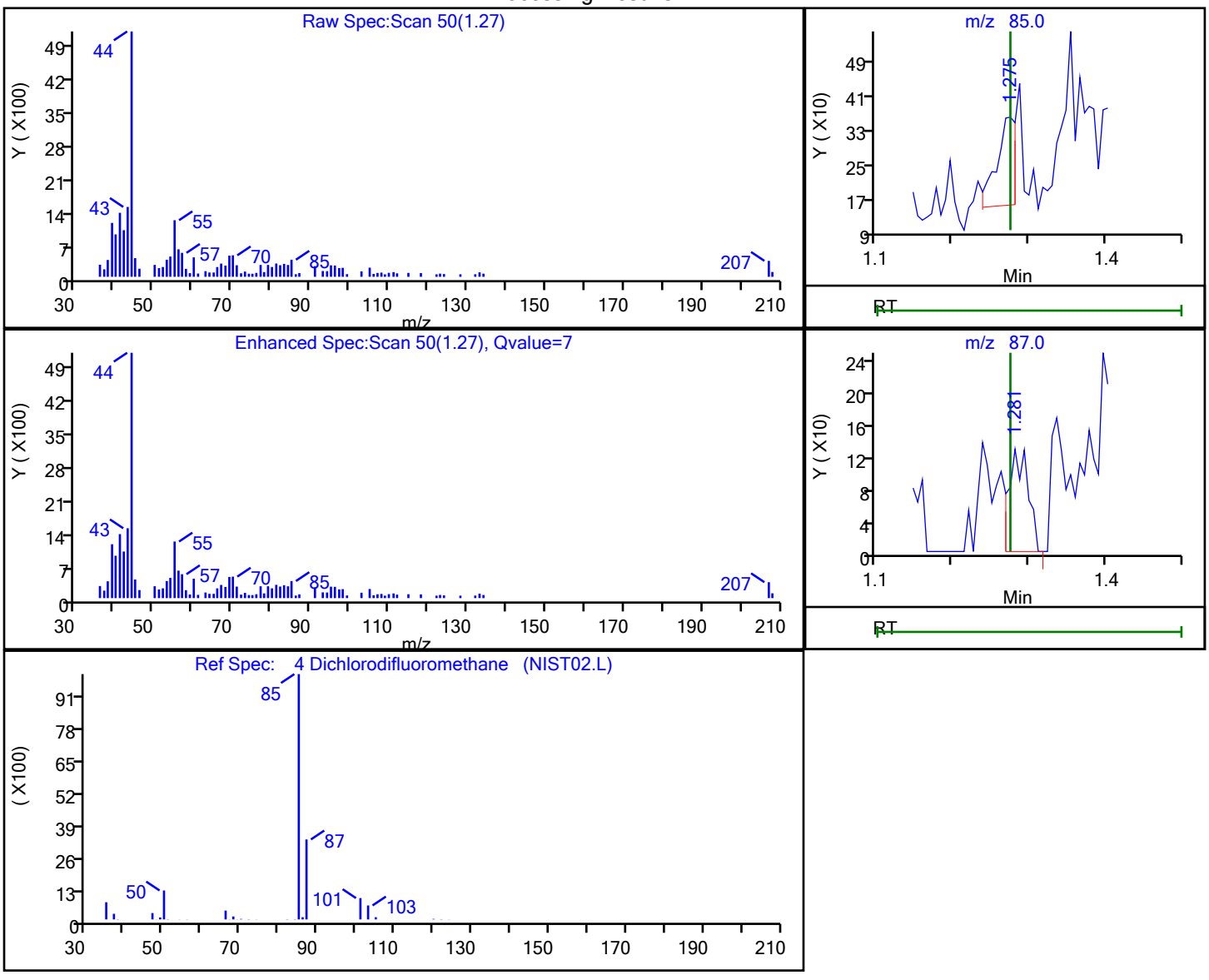

RT	Mass	Response	Amount
1.27	85.00	358	0.250000
1.28	87.00	218	

Reviewer: FK2C, 01-Sep-2022 09:49:37
Audit Action: Marked Compound Undetected Audit Reason: Invalid Compound ID

User Disabled Compound Report

Eurofins Edison

Data File: \\chromfs\Edison\ChromData\CVOAMS17\20220901-149891.b\TT59890.D
Injection Date: 01-Sep-2022 08:57:30 Instrument ID: CVOAMS17
Lims ID: STD8
Client ID:
Operator ID: ALS Bottle#: 2 Worklist Smp#: 3
Purge Vol: 5.000 mL Dil. Factor: 1.0000
Method: 8260W_17 Limit Group: VOA - 8260D Water and Solid
Column: DB-624 (0.18 mm) Detector MS Quad

11 Dichlorofluoromethane, CAS: 75-43-4

Processing Results

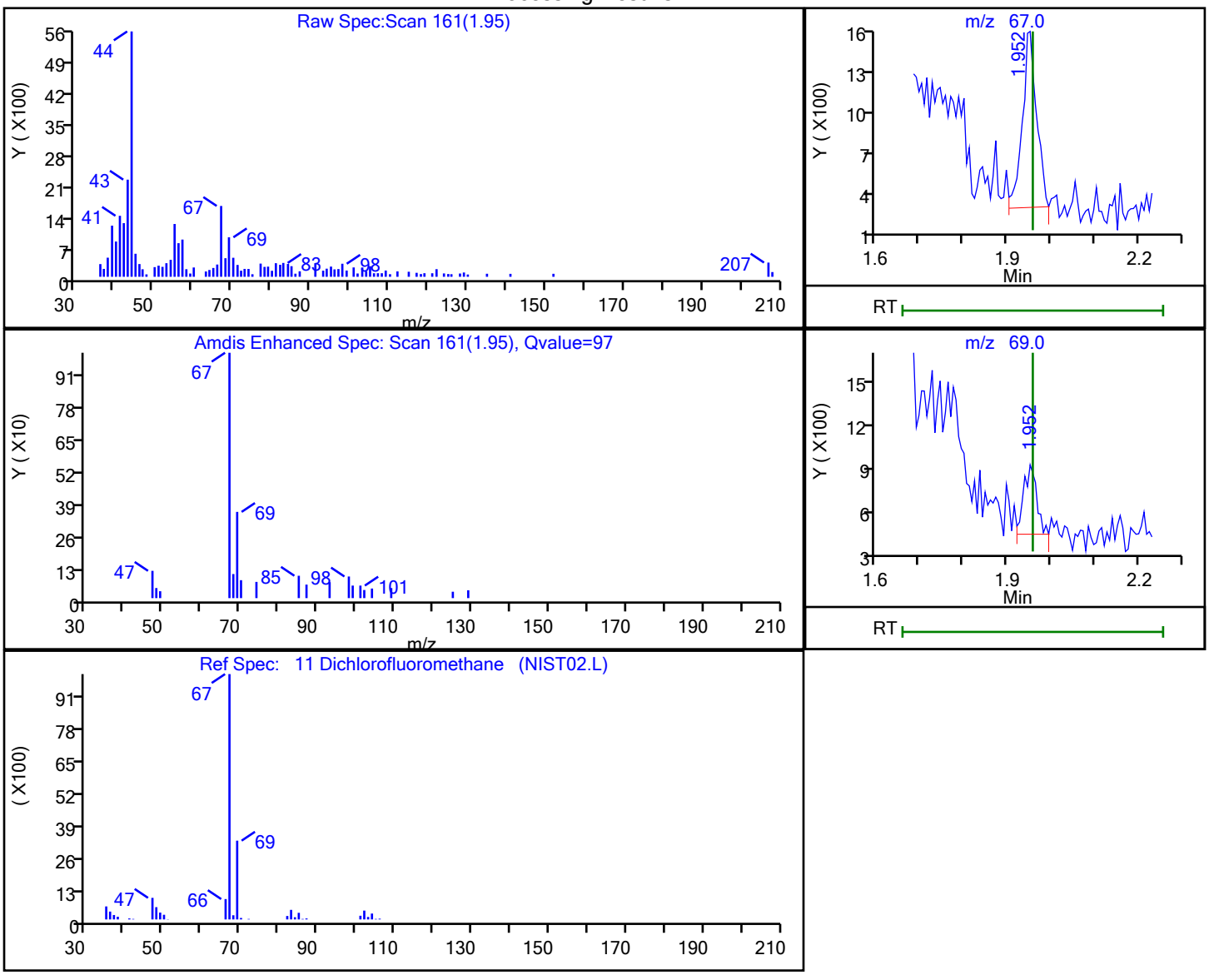

RT	Mass	Response	Amount
1.95	67.00	2822	0.278892
1.95	69.00	916	

Reviewer: FK2C, 01-Sep-2022 09:49:38
Audit Action: Marked Compound Undetected Audit Reason: Invalid Compound ID

User Disabled Compound Report

Eurofins Edison

Data File: \\chromfs\Edison\ChromData\CVOAMS17\20220901-149891.b\TT59890.D
Injection Date: 01-Sep-2022 08:57:30 Instrument ID: CVOAMS17
Lims ID: STD8
Client ID:
Operator ID: ALS Bottle#: 2 Worklist Smp#: 3
Purge Vol: 5.000 mL Dil. Factor: 1.0000
Method: 8260W_17 Limit Group: VOA - 8260D Water and Solid
Column: DB-624 (0.18 mm) Detector MS Quad

14 Ethanol, CAS: 64-17-5

Processing Results

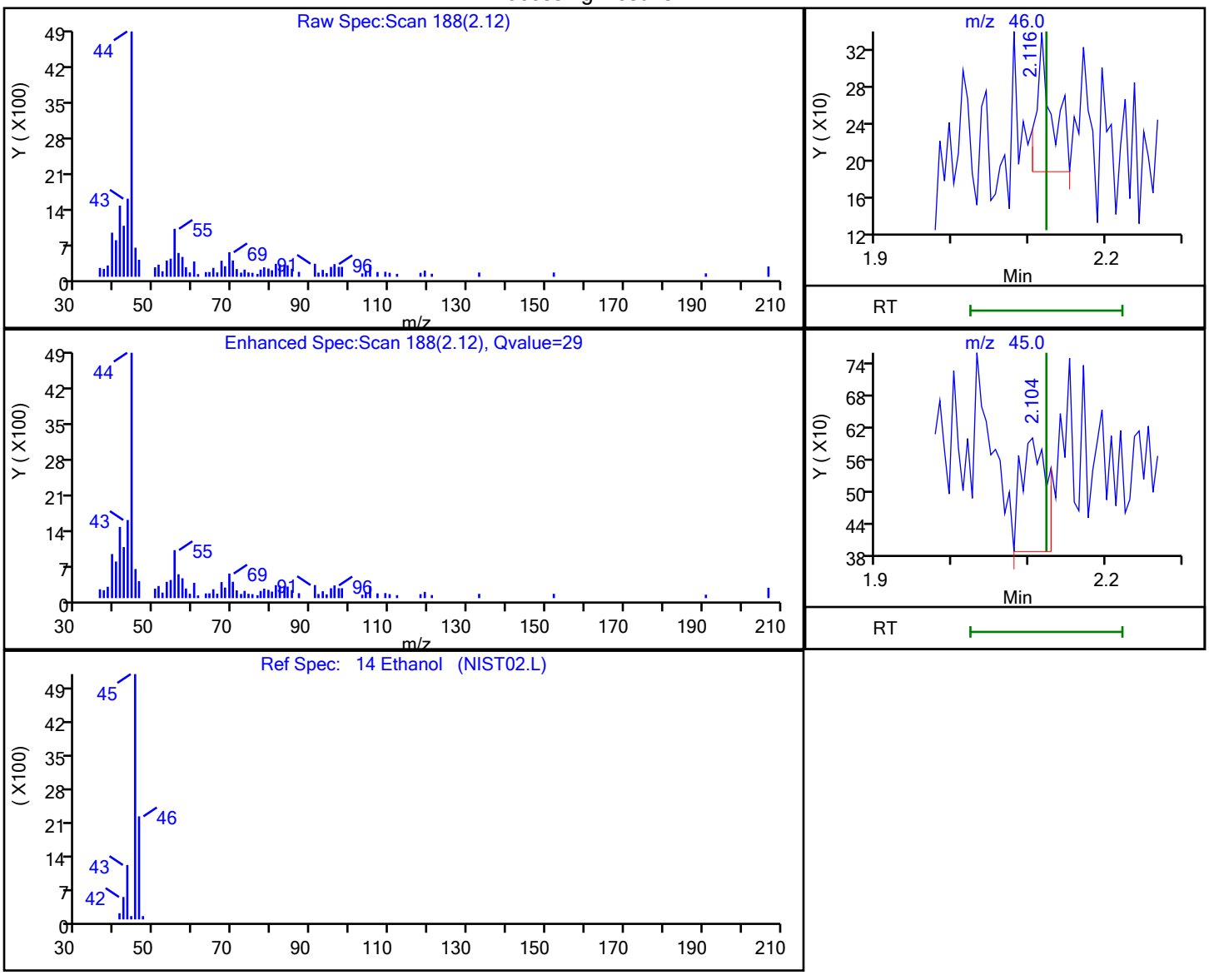

RT	Mass	Response	Amount
2.12	46.00	210	19.669447
2.10	45.00	481	

Reviewer: W9CM, 02-Sep-2022 13:40:23
Audit Action: Marked Compound Undetected Audit Reason: Invalid Compound ID

User Disabled Compound Report

Eurofins Edison

Data File: \\chromfs\Edison\ChromData\CVOAMS17\20220901-149891.b\TT59890.D
Injection Date: 01-Sep-2022 08:57:30 Instrument ID: CVOAMS17
Lims ID: STD8
Client ID:
Operator ID: ALS Bottle#: 2 Worklist Smp#: 3
Purge Vol: 5.000 mL Dil. Factor: 1.0000
Method: 8260W_17 Limit Group: VOA - 8260D Water and Solid
Column: DB-624 (0.18 mm) Detector MS Quad

46 Ethyl acetate, CAS: 141-78-6

Processing Results

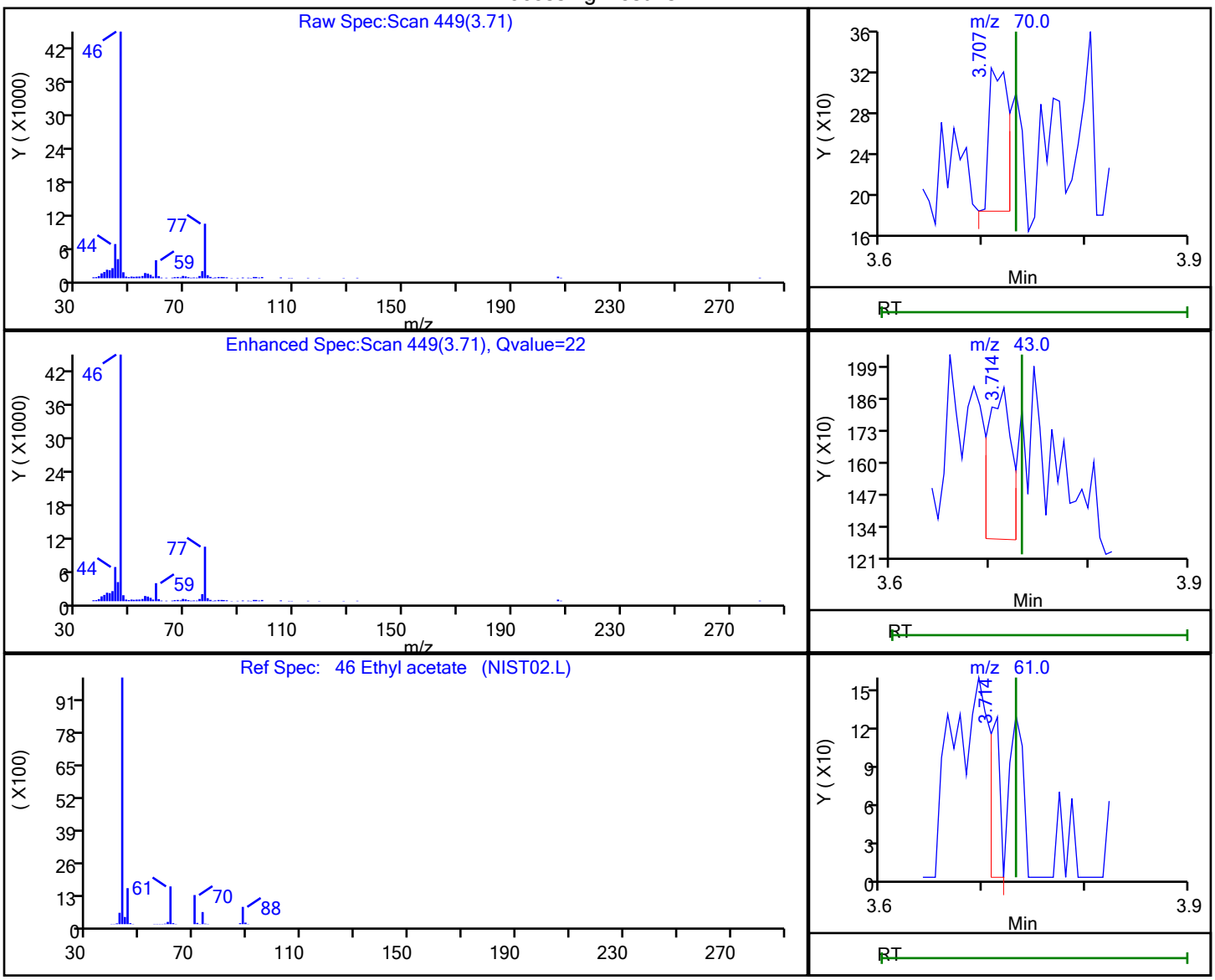

RT	Mass	Response	Amount
3.71	70.00	186	1.430157
3.71	43.00	1041	
3.71	61.00	85	

Reviewer: FK2C, 01-Sep-2022 09:50:05
Audit Action: Marked Compound Undetected Audit Reason: Invalid Compound ID

User Disabled Compound Report

Eurofins Edison

Data File: \\chromfs\Edison\ChromData\CVOAMS17\20220901-149891.b\TT59890.D
Injection Date: 01-Sep-2022 08:57:30 Instrument ID: CVOAMS17
Lims ID: STD8
Client ID:
Operator ID: ALS Bottle#: 2 Worklist Smp#: 3
Purge Vol: 5.000 mL Dil. Factor: 1.0000
Method: 8260W_17 Limit Group: VOA - 8260D Water and Solid
Column: DB-624 (0.18 mm) Detector MS Quad

70 Ethyl acrylate, CAS: 140-88-5

Processing Results

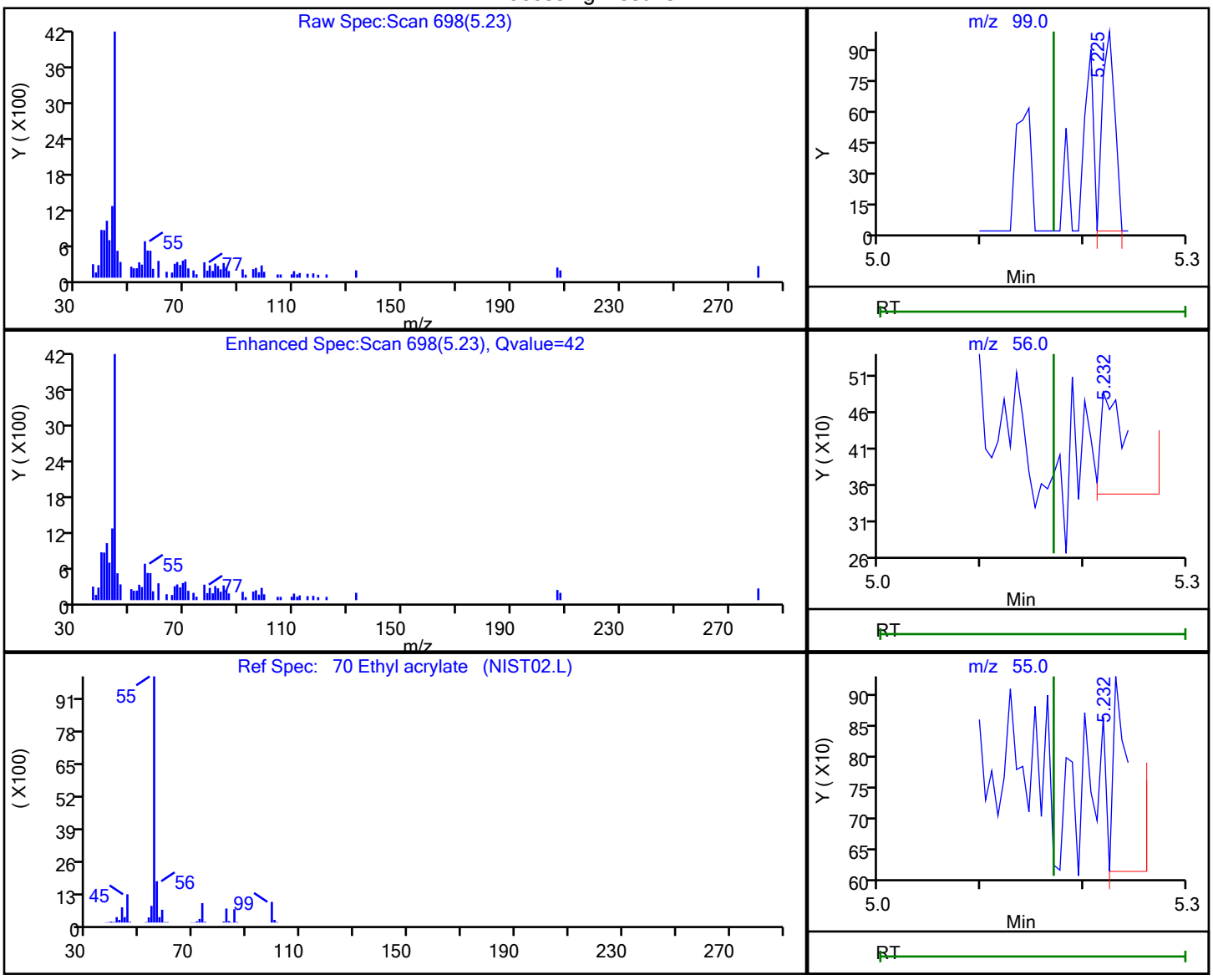

RT	Mass	Response	Amount
5.23	99.00	84	0.153675
5.23	56.00	268	
5.23	55.00	452	

Reviewer: FK2C, 01-Sep-2022 09:50:27
Audit Action: Marked Compound Undetected Audit Reason: Invalid Compound ID

User Disabled Compound Report

Eurofins Edison

Data File: \\chromfs\Edison\ChromData\CVOAMS17\20220901-149891.b\TT59890.D
Injection Date: 01-Sep-2022 08:57:30 Instrument ID: CVOAMS17
Lims ID: STD8
Client ID:
Operator ID: ALS Bottle#: 2 Worklist Smp#: 3
Purge Vol: 5.000 mL Dil. Factor: 1.0000
Method: 8260W_17 Limit Group: VOA - 8260D Water and Solid
Column: DB-624 (0.18 mm) Detector MS Quad

15 Ethyl ether, CAS: 60-29-7

Processing Results

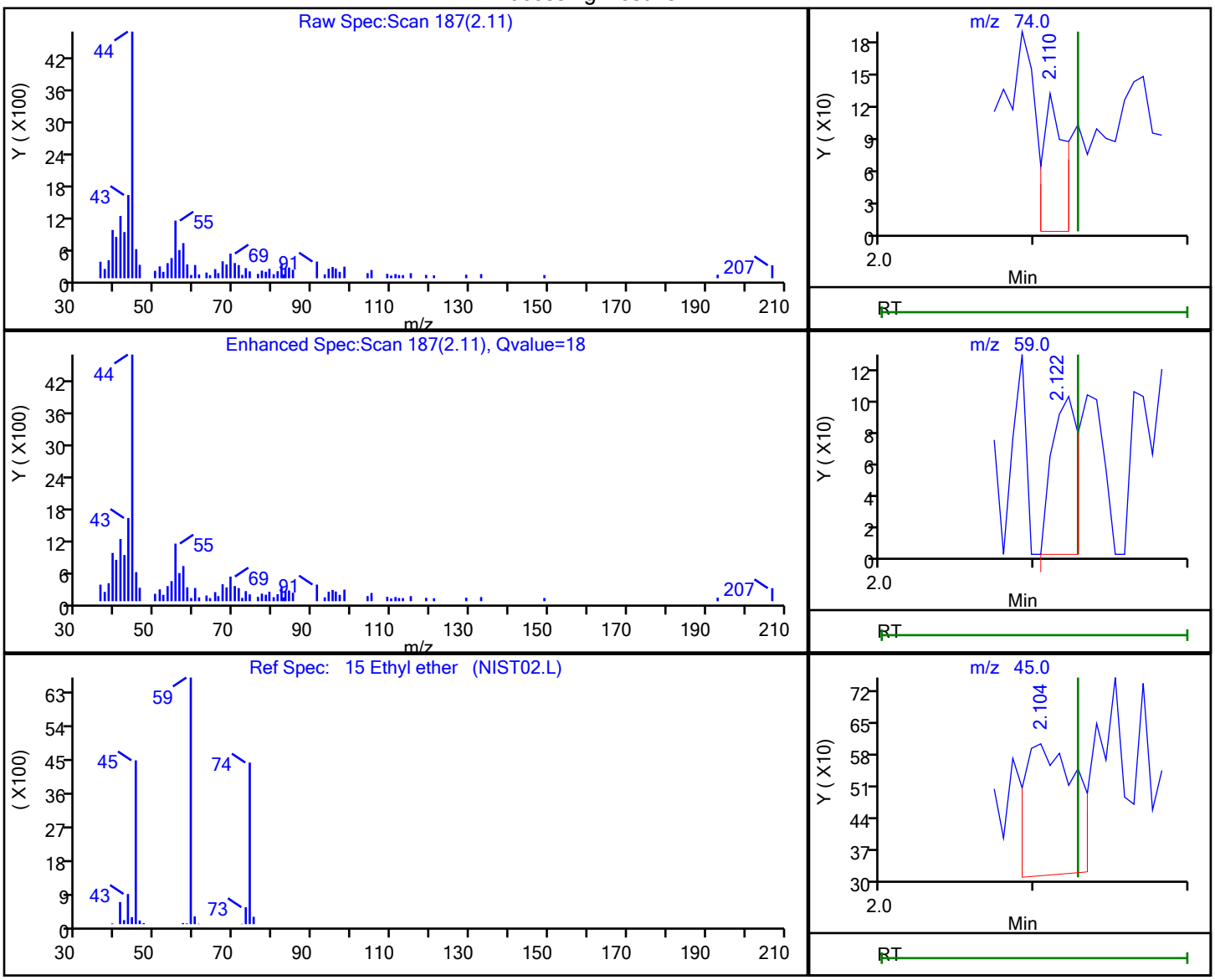

RT	Mass	Response	Amount
2.11	74.00	132	0.580421
2.12	59.00	117	
2.10	45.00	690	

Reviewer: FK2C, 01-Sep-2022 09:49:41
Audit Action: Marked Compound Undetected Audit Reason: Invalid Compound ID

User Disabled Compound Report

Eurofins Edison

Data File: \\chromfs\Edison\ChromData\CVOAMS17\20220901-149891.b\TT59890.D
Injection Date: 01-Sep-2022 08:57:30 Instrument ID: CVOAMS17
Lims ID: STD8
Client ID:
Operator ID: ALS Bottle#: 2 Worklist Smp#: 3
Purge Vol: 5.000 mL Dil. Factor: 1.0000
Method: 8260W_17 Limit Group: VOA - 8260D Water and Solid
Column: DB-624 (0.18 mm) Detector MS Quad

96 Ethylbenzene, CAS: 100-41-4

Processing Results

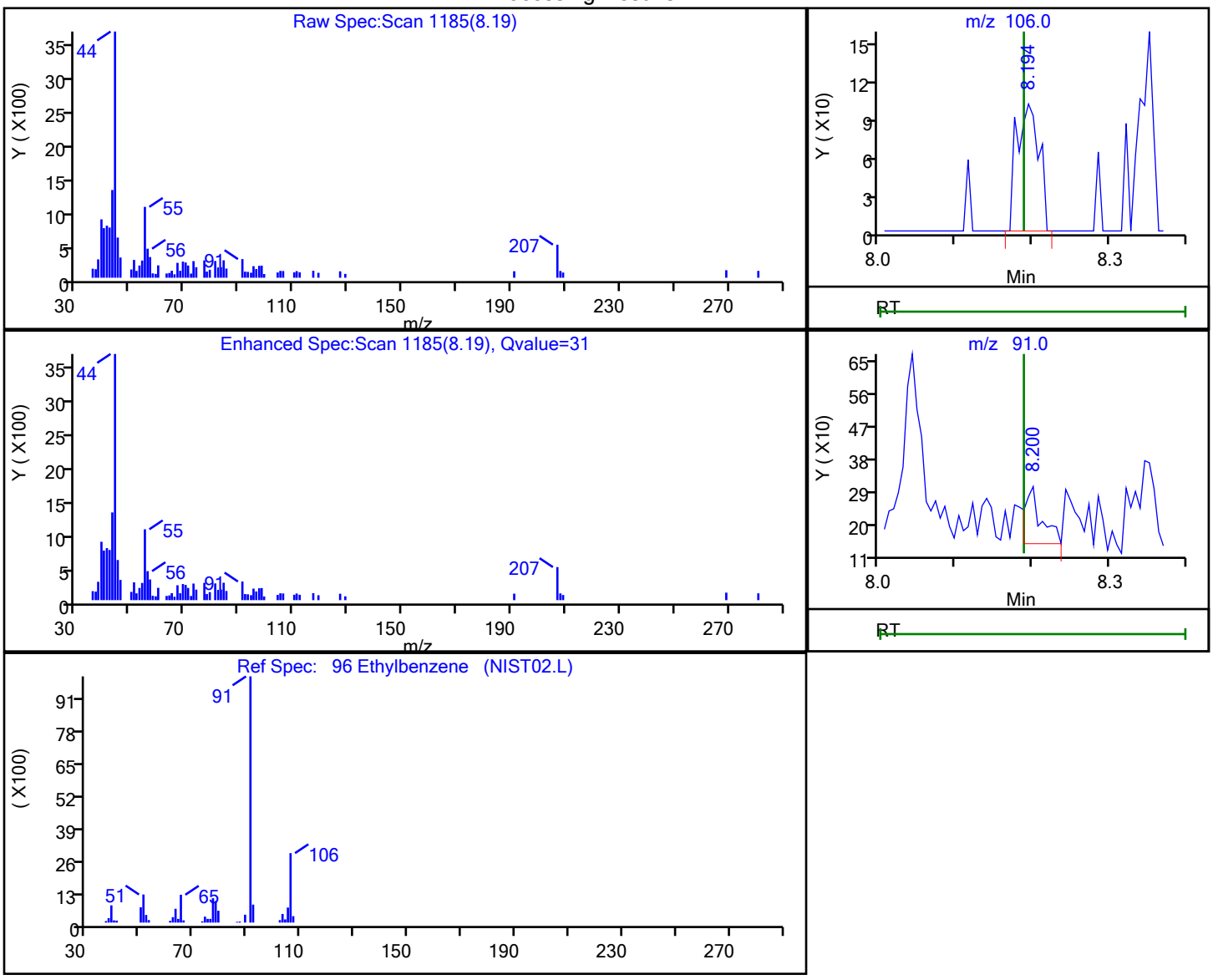

RT	Mass	Response	Amount
8.19	106.00	198	0.033821
8.20	91.00	233	

Reviewer: FK2C, 01-Sep-2022 09:50:46
Audit Action: Marked Compound Undetected Audit Reason: Invalid Compound ID

User Disabled Compound Report

Eurofins Edison

Data File: \\chromfs\Edison\ChromData\CVOAMS17\20220901-149891.b\TT59890.D
Injection Date: 01-Sep-2022 08:57:30 Instrument ID: CVOAMS17
Lims ID: STD8
Client ID:
Operator ID: ALS Bottle#: 2 Worklist Smp#: 3
Purge Vol: 5.000 mL Dil. Factor: 1.0000
Method: 8260W_17 Limit Group: VOA - 8260D Water and Solid
Column: DB-624 (0.18 mm) Detector MS Quad

93 Ethylene Dibromide, CAS: 106-93-4

Processing Results

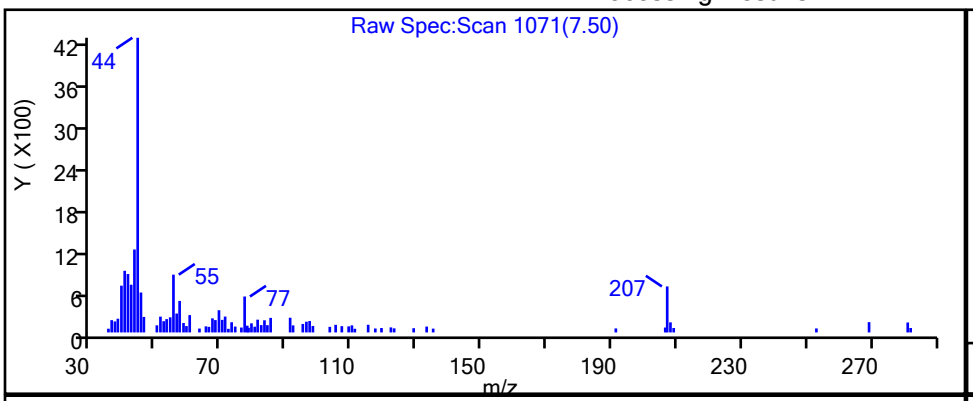

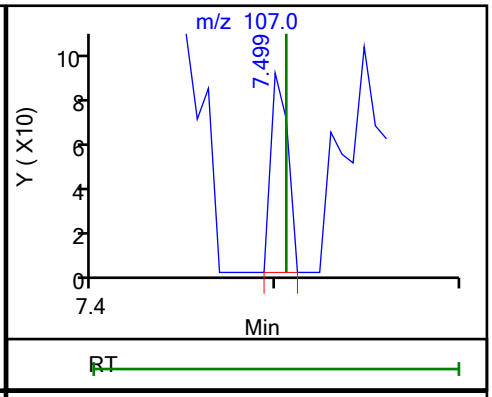

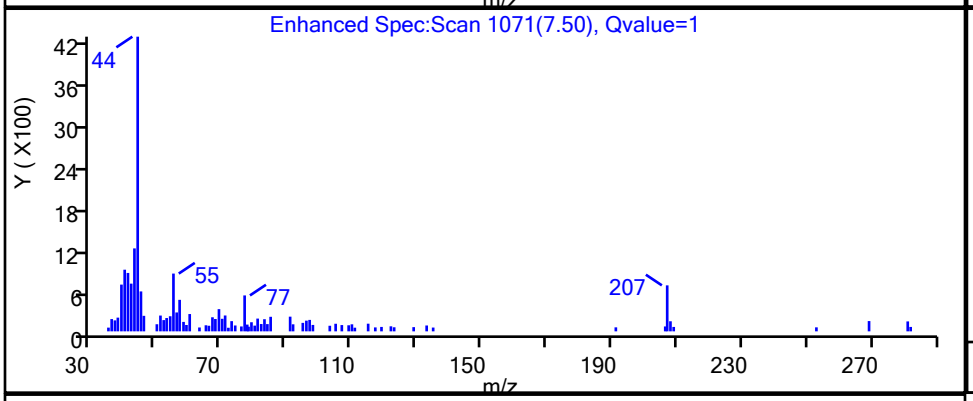

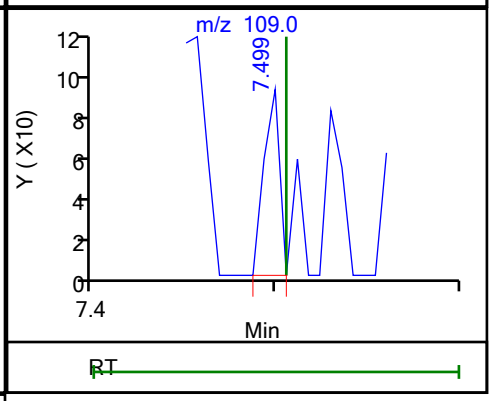

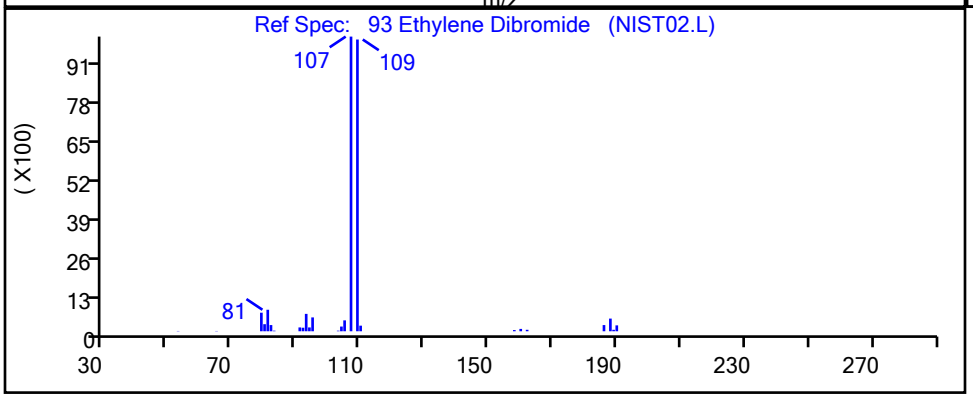

RT	Mass	Response	Amount
7.50	107.00	59	0.015087
7.50	109.00	52	

Reviewer: FK2C, 01-Sep-2022 09:50:45
Audit Action: Marked Compound Undetected Audit Reason: Invalid Compound ID

User Disabled Compound Report

Eurofins Edison

Data File: \\chromfs\Edison\ChromData\CVOAMS17\20220901-149891.b\TT59890.D
Injection Date: 01-Sep-2022 08:57:30 Instrument ID: CVOAMS17
Lims ID: STD8
Client ID:
Operator ID: ALS Bottle#: 2 Worklist Smp#: 3
Purge Vol: 5.000 mL Dil. Factor: 1.0000
Method: 8260W_17 Limit Group: VOA - 8260D Water and Solid
Column: DB-624 (0.18 mm) Detector MS Quad

133 Hexachlorobutadiene, CAS: 87-68-3

Processing Results

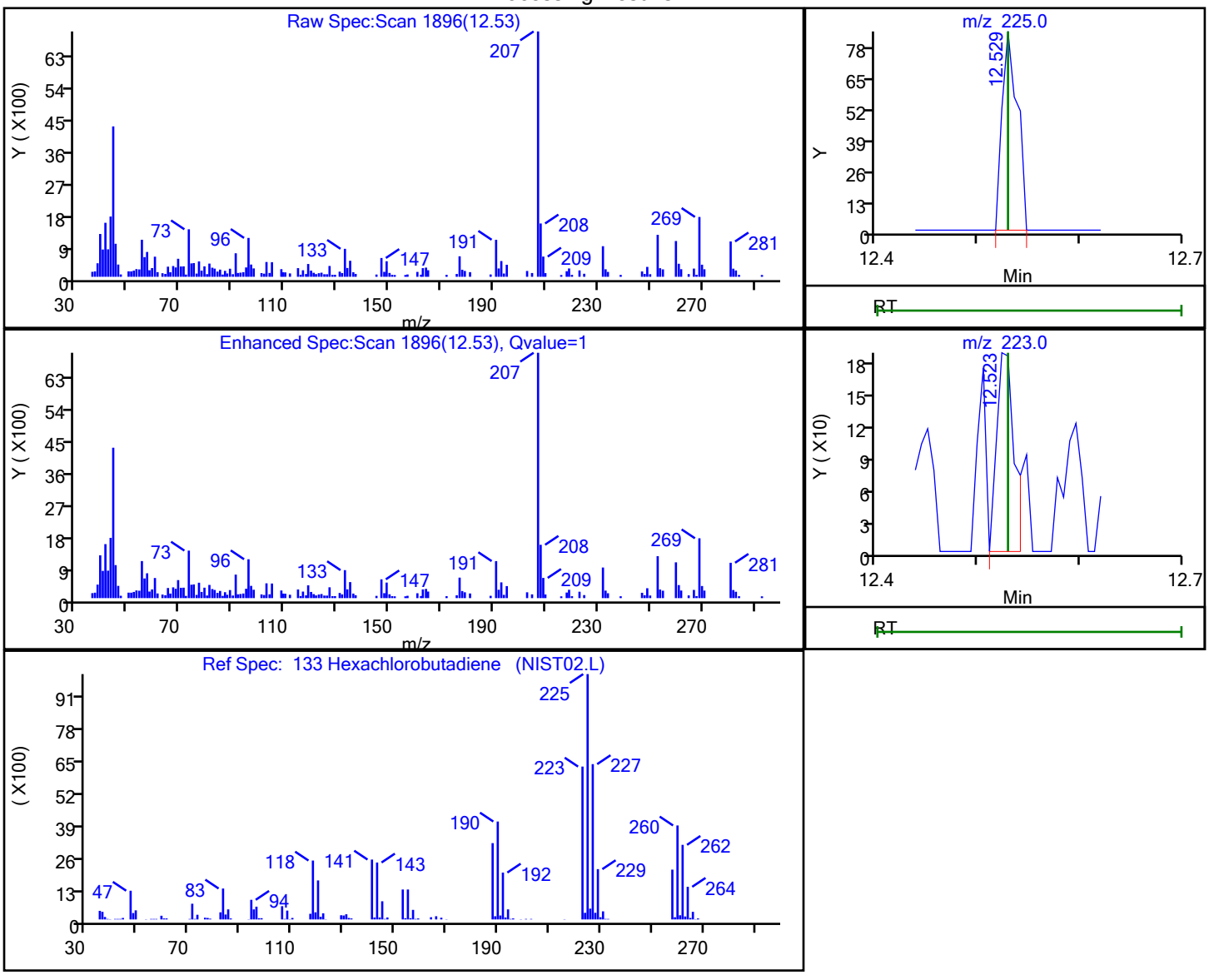

RT	Mass	Response	Amount
12.53	225.00	90	0.026847
12.52	223.00	222	

Reviewer: FK2C, 01-Sep-2022 09:51:22
Audit Action: Marked Compound Undetected Audit Reason: Invalid Compound ID

User Disabled Compound Report

Eurofins Edison

Data File: \\chromfs\Edison\ChromData\CVOAMS17\20220901-149891.b\TT59890.D
Injection Date: 01-Sep-2022 08:57:30 Instrument ID: CVOAMS17
Lims ID: STD8
Client ID:
Operator ID: ALS Bottle#: 2 Worklist Smp#: 3
Purge Vol: 5.000 mL Dil. Factor: 1.0000
Method: 8260W_17 Limit Group: VOA - 8260D Water and Solid
Column: DB-624 (0.18 mm) Detector MS Quad

36 Hexane, CAS: 110-54-3

Processing Results

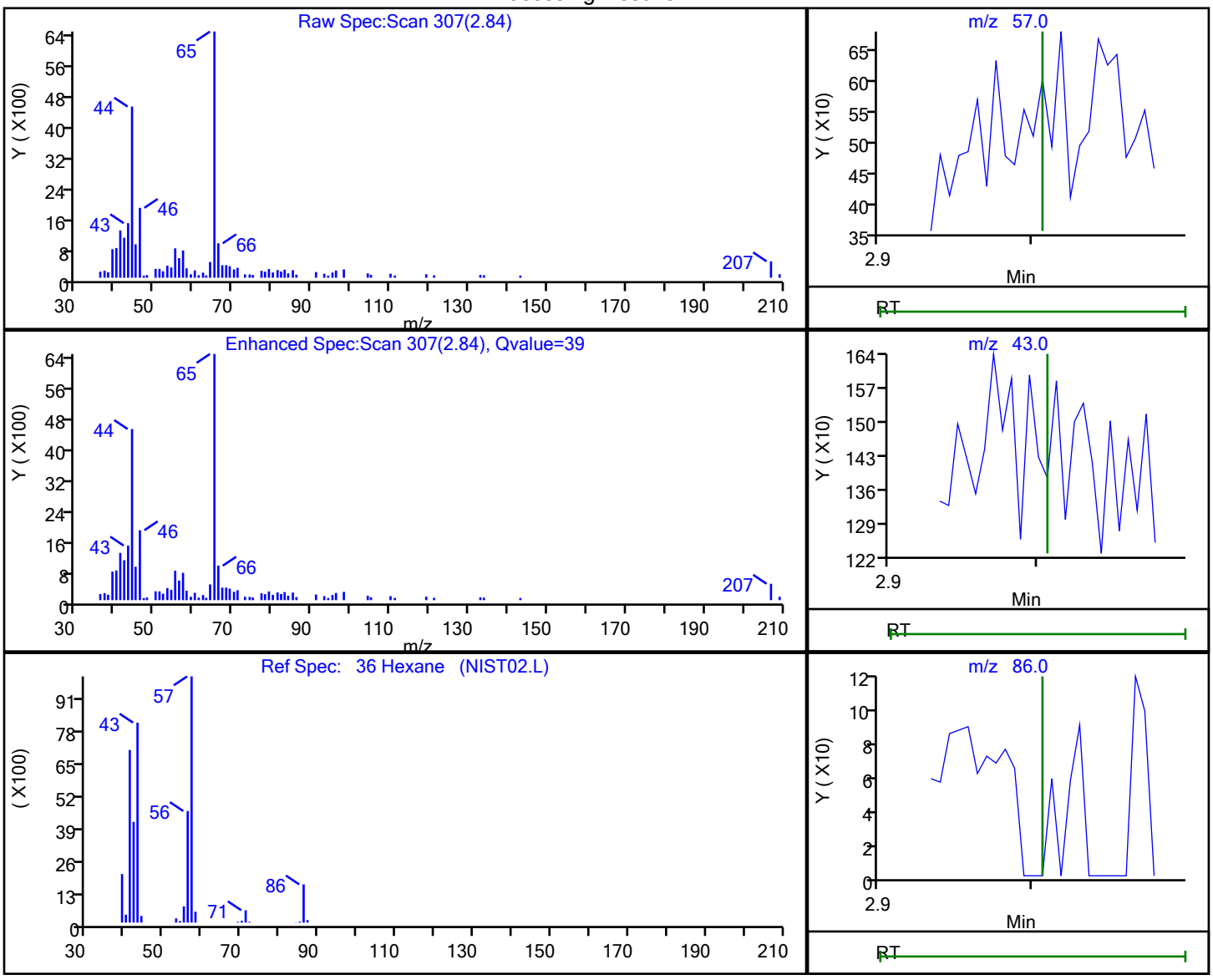

RT	Mass	Response	Amount
2.84	57.00	263	0.059385
2.85	43.00	764	
2.85	86.00	120	
2.83	56.00	306	

Reviewer: FK2C, 01-Sep-2022 09:49:58
Audit Action: Marked Compound Undetected Audit Reason: Invalid Compound ID

User Disabled Compound Report

Eurofins Edison

Data File: \\chromfs\Edison\ChromData\CVOAMS17\20220901-149891.b\TT59890.D
Injection Date: 01-Sep-2022 08:57:30 Instrument ID: CVOAMS17
Lims ID: STD8
Client ID:
Operator ID: ALS Bottle#: 2 Worklist Smp#: 3
Purge Vol: 5.000 mL Dil. Factor: 1.0000
Method: 8260W_17 Limit Group: VOA - 8260D Water and Solid
Column: DB-624 (0.18 mm) Detector MS Quad

58 Isobutyl alcohol, CAS: 78-83-1

Processing Results

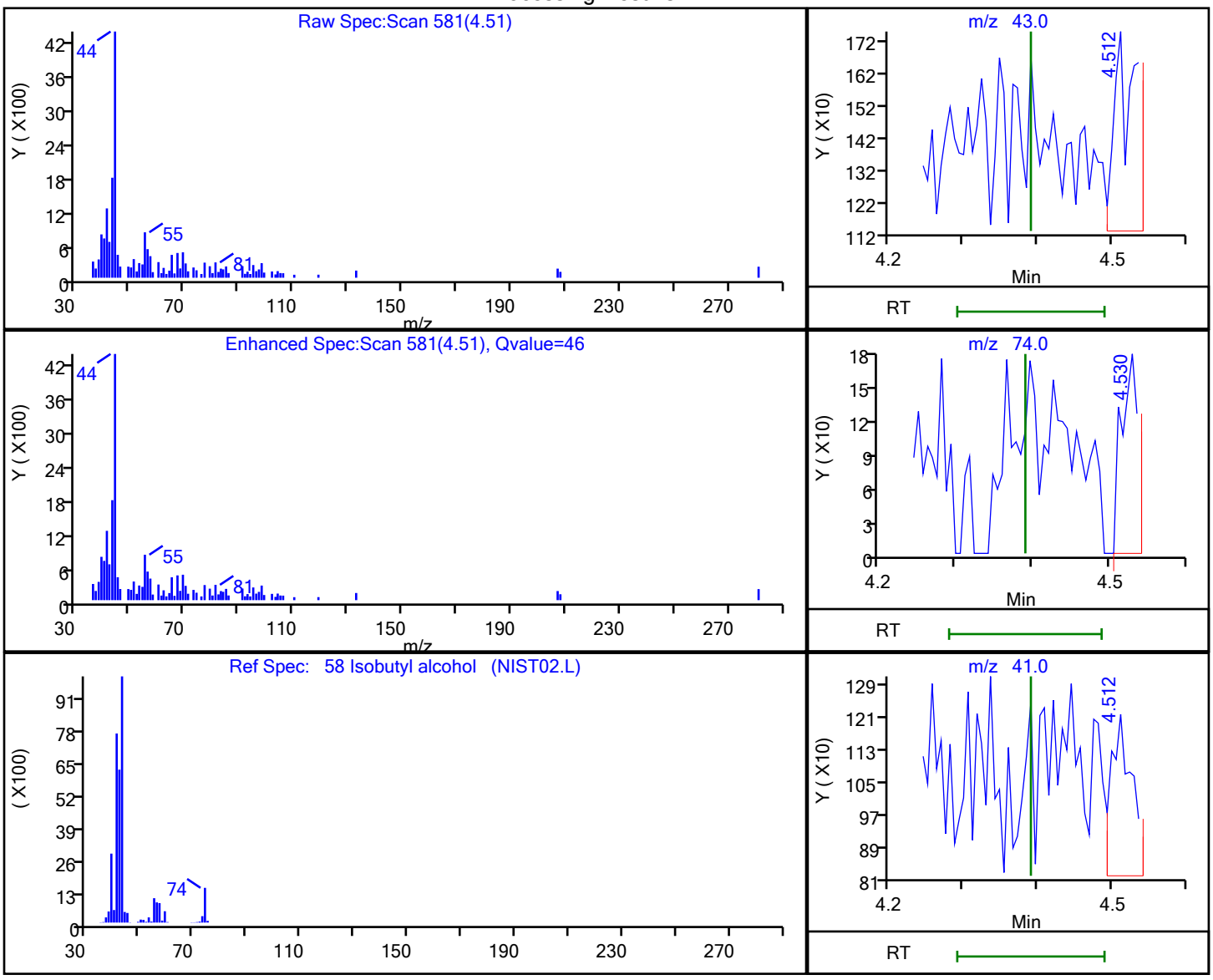

RT	Mass	Response	Amount
4.51	43.00	1147	3.809205
4.53	74.00	248	
4.51	41.00	750	

Reviewer: W9CM, 02-Sep-2022 13:40:34
Audit Action: Marked Compound Undetected Audit Reason: Invalid Compound ID

User Disabled Compound Report

Eurofins Edison

Data File: \\chromfs\Edison\ChromData\CVOAMS17\20220901-149891.b\TT59890.D
Injection Date: 01-Sep-2022 08:57:30 Instrument ID: CVOAMS17
Lims ID: STD8
Client ID:
Operator ID: ALS Bottle#: 2 Worklist Smp#: 3
Purge Vol: 5.000 mL Dil. Factor: 1.0000
Method: 8260W_17 Limit Group: VOA - 8260D Water and Solid
Column: DB-624 (0.18 mm) Detector MS Quad

59 Isooctane, CAS: 540-84-1

Processing Results

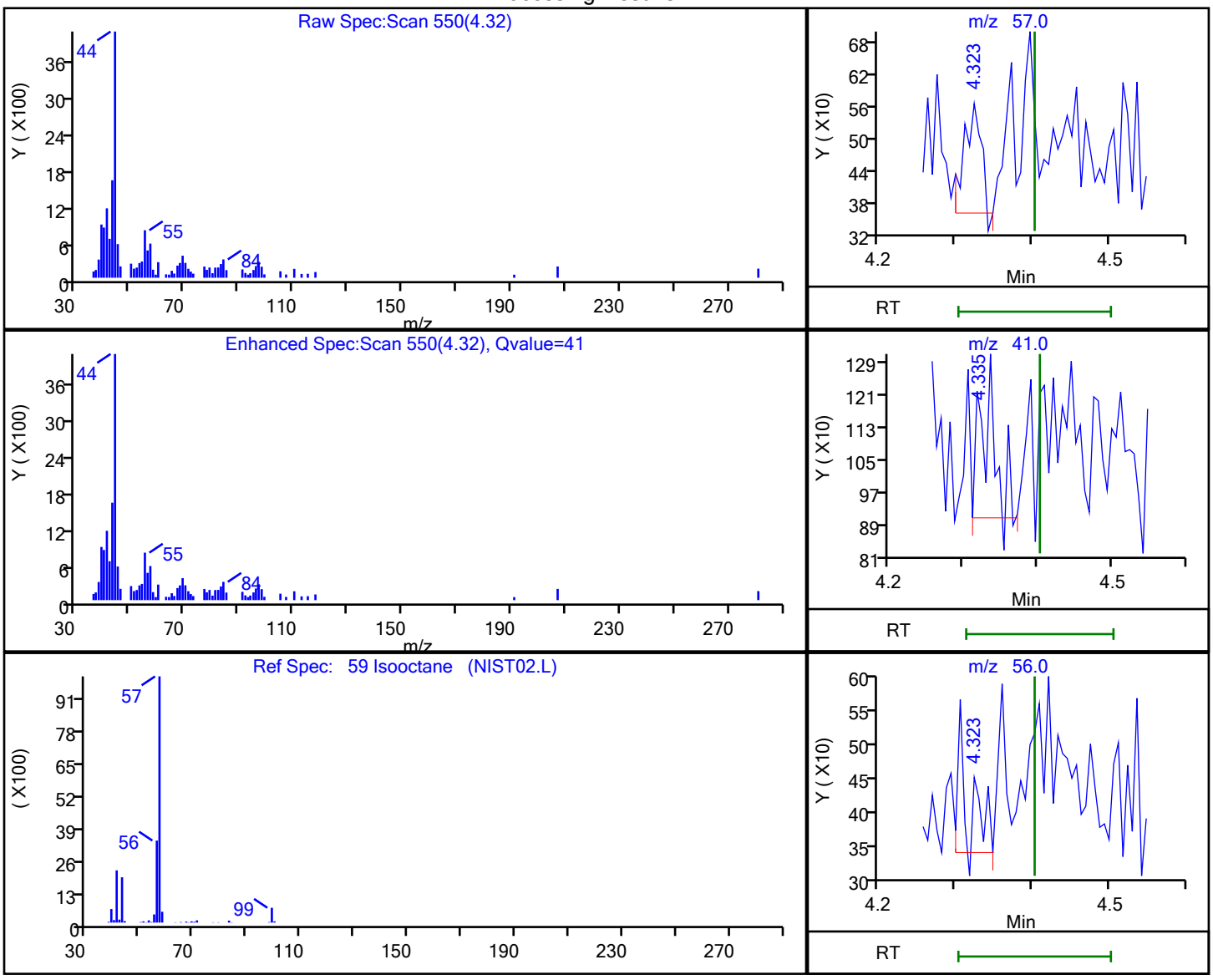

RT	Mass	Response	Amount
4.32	57.00	307	0.017395
4.34	41.00	518	
4.32	56.00	208	

Reviewer: FK2C, 01-Sep-2022 09:50:18
Audit Action: Marked Compound Undetected Audit Reason: Invalid Compound ID

User Disabled Compound Report

Eurofins Edison

Data File: \\chromfs\Edison\ChromData\CVOAMS17\20220901-149891.b\TT59890.D
Injection Date: 01-Sep-2022 08:57:30 Instrument ID: CVOAMS17
Lims ID: STD8
Client ID:
Operator ID: ALS Bottle#: 2 Worklist Smp#: 3
Purge Vol: 5.000 mL Dil. Factor: 1.0000
Method: 8260W_17 Limit Group: VOA - 8260D Water and Solid
Column: DB-624 (0.18 mm) Detector MS Quad

63 Isopropyl acetate, CAS: 108-21-4

Processing Results

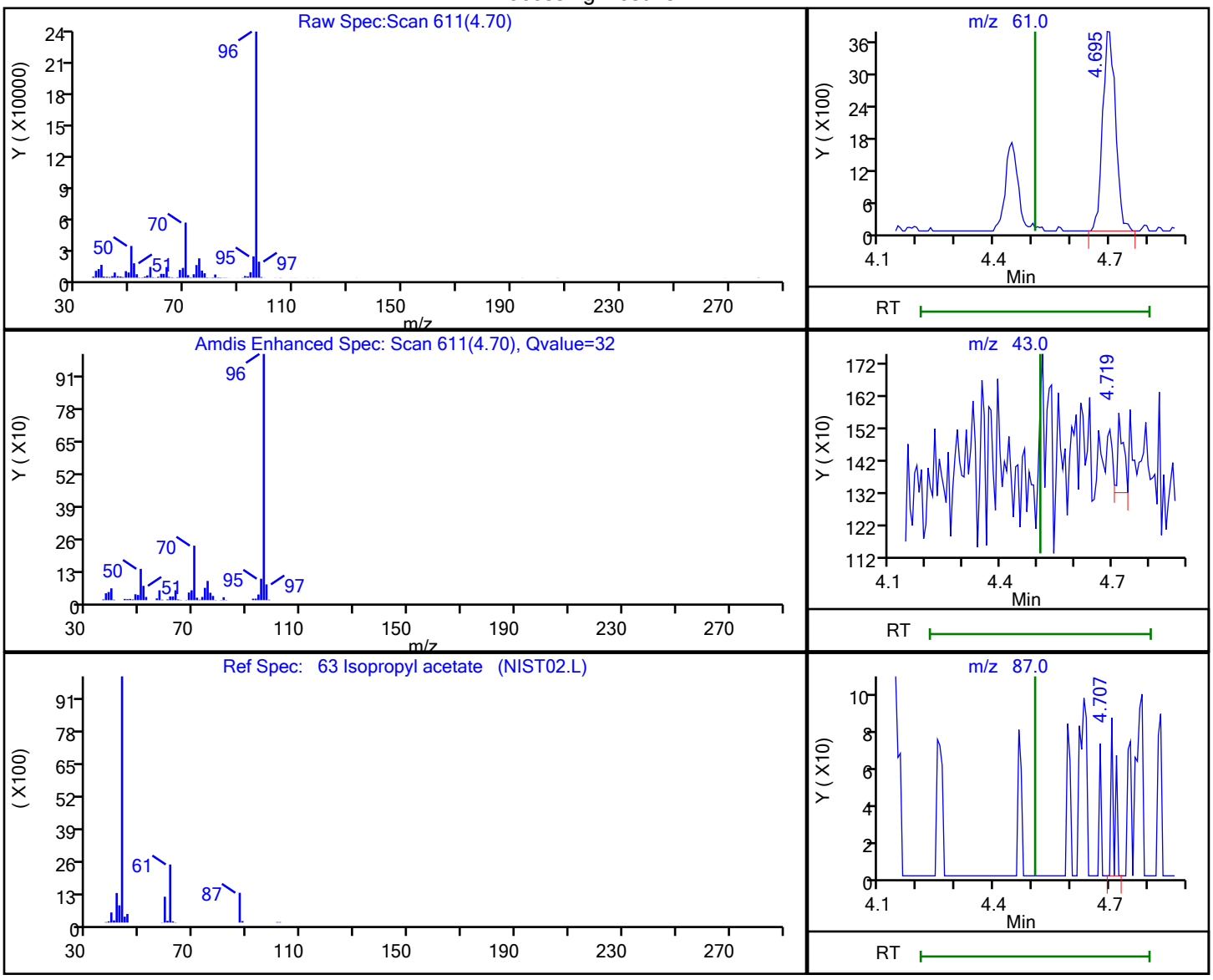

RT	Mass	Response	Amount
4.70	61.00	8782	3.234515
4.72	43.00	263	
4.71	87.00	52	

Reviewer: FK2C, 01-Sep-2022 09:50:23
Audit Action: Marked Compound Undetected Audit Reason: Invalid Compound ID

User Disabled Compound Report

Eurofins Edison

Data File: \\chromfs\Edison\ChromData\CVOAMS17\20220901-149891.b\TT59890.D
Injection Date: 01-Sep-2022 08:57:30 Instrument ID: CVOAMS17
Lims ID: STD8
Client ID:
Operator ID: ALS Bottle#: 2 Worklist Smp#: 3
Purge Vol: 5.000 mL Dil. Factor: 1.0000
Method: 8260W_17 Limit Group: VOA - 8260D Water and Solid
Column: DB-624 (0.18 mm) Detector MS Quad

25 Isopropyl alcohol, CAS: 67-63-0

Processing Results

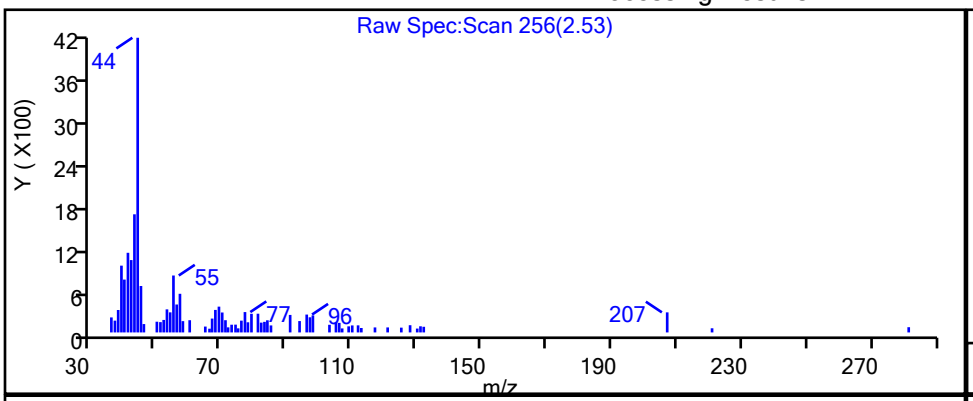

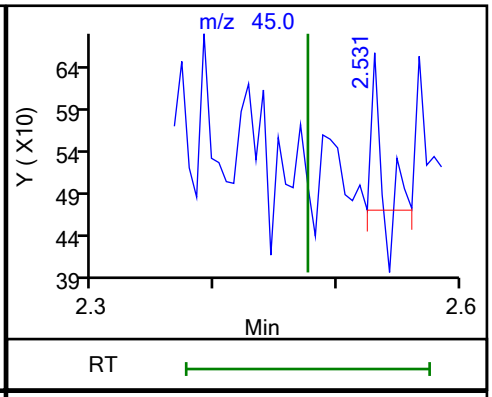

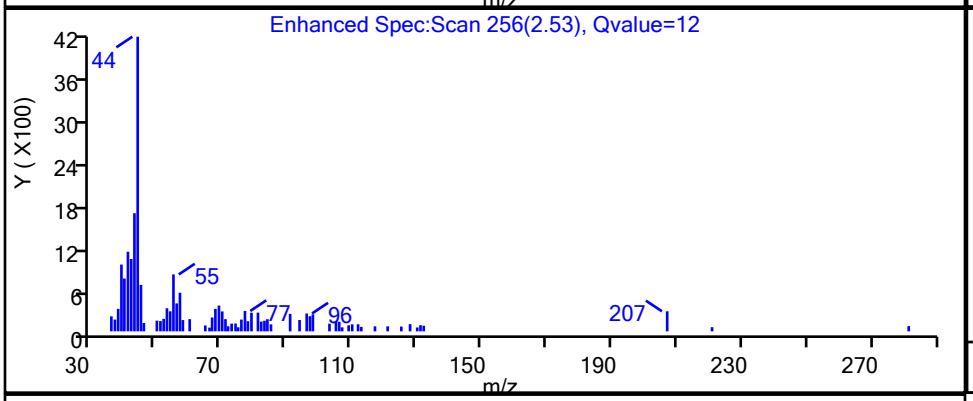

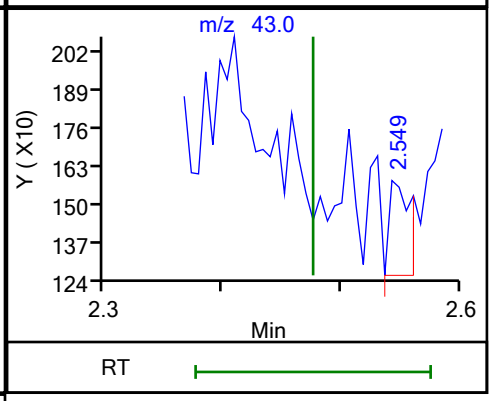

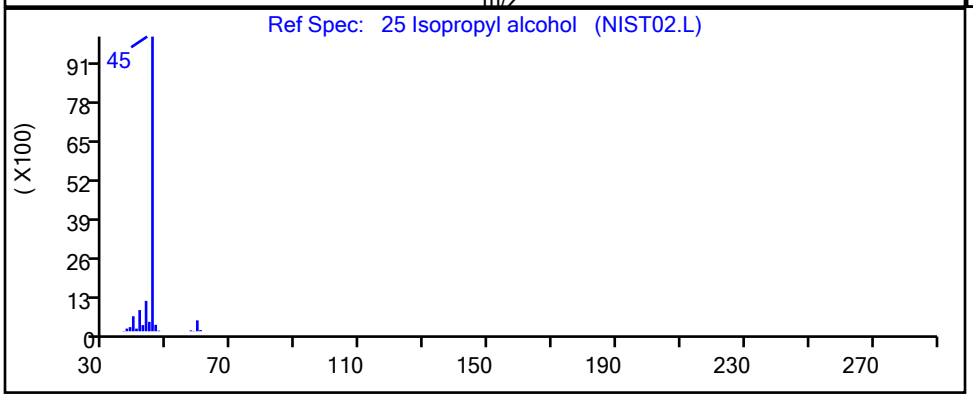

RT	Mass	Response	Amount
2.53	45.00	79	0.401819
2.55	43.00	411	

Reviewer: W9CM, 02-Sep-2022 13:40:25
Audit Action: Marked Compound Undetected Audit Reason: Invalid Compound ID

User Disabled Compound Report

Eurofins Edison

Data File:	\\chromfs\Edison\ChromData\CVOAMS17\20220901-149891.b\TT59890.D				
Injection Date:	01-Sep-2022 08:57:30	Instrument ID:	CVOAMS17		
Lims ID:	STD8				
Client ID:					
Operator ID:		ALS Bottle#:	2	Worklist Smp#:	3
Purge Vol:	5.000 mL	Dil. Factor:	1.0000		
Method:	8260W_17	Limit Group:	VOA - 8260D Water and Solid		
Column:	DB-624 (0.18 mm)	Detector	MS Quad		

98 m-Xylene & p-Xylene, CAS: 179601-23-1

Processing Results

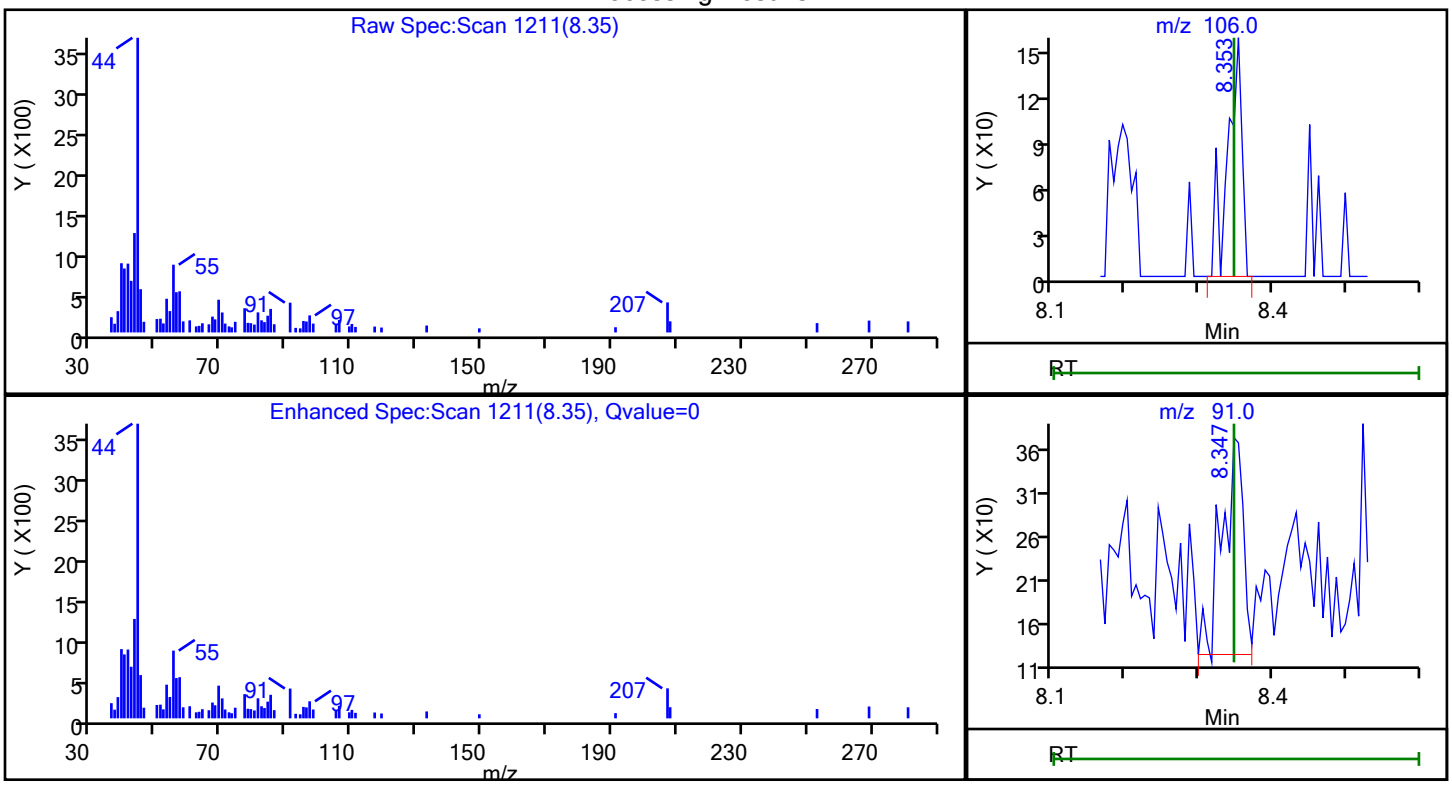

RT	Mass	Response	Amount
8.35	106.00	207	0.028440
8.35	91.00	496	

Reviewer: FK2C, 01-Sep-2022 09:50:51

Audit Action: Marked Compound Undetected Audit Reason: Invalid Compound ID

User Disabled Compound Report

Eurofins Edison

Data File: \\chromfs\Edison\ChromData\CVOAMS17\20220901-149891.b\TT59890.D
Injection Date: 01-Sep-2022 08:57:30 Instrument ID: CVOAMS17
Lims ID: STD8
Client ID:
Operator ID: ALS Bottle#: 2 Worklist Smp#: 3
Purge Vol: 5.000 mL Dil. Factor: 1.0000
Method: 8260W_17 Limit Group: VOA - 8260D Water and Solid
Column: DB-624 (0.18 mm) Detector MS Quad

51 Methacrylonitrile, CAS: 126-98-7

Processing Results

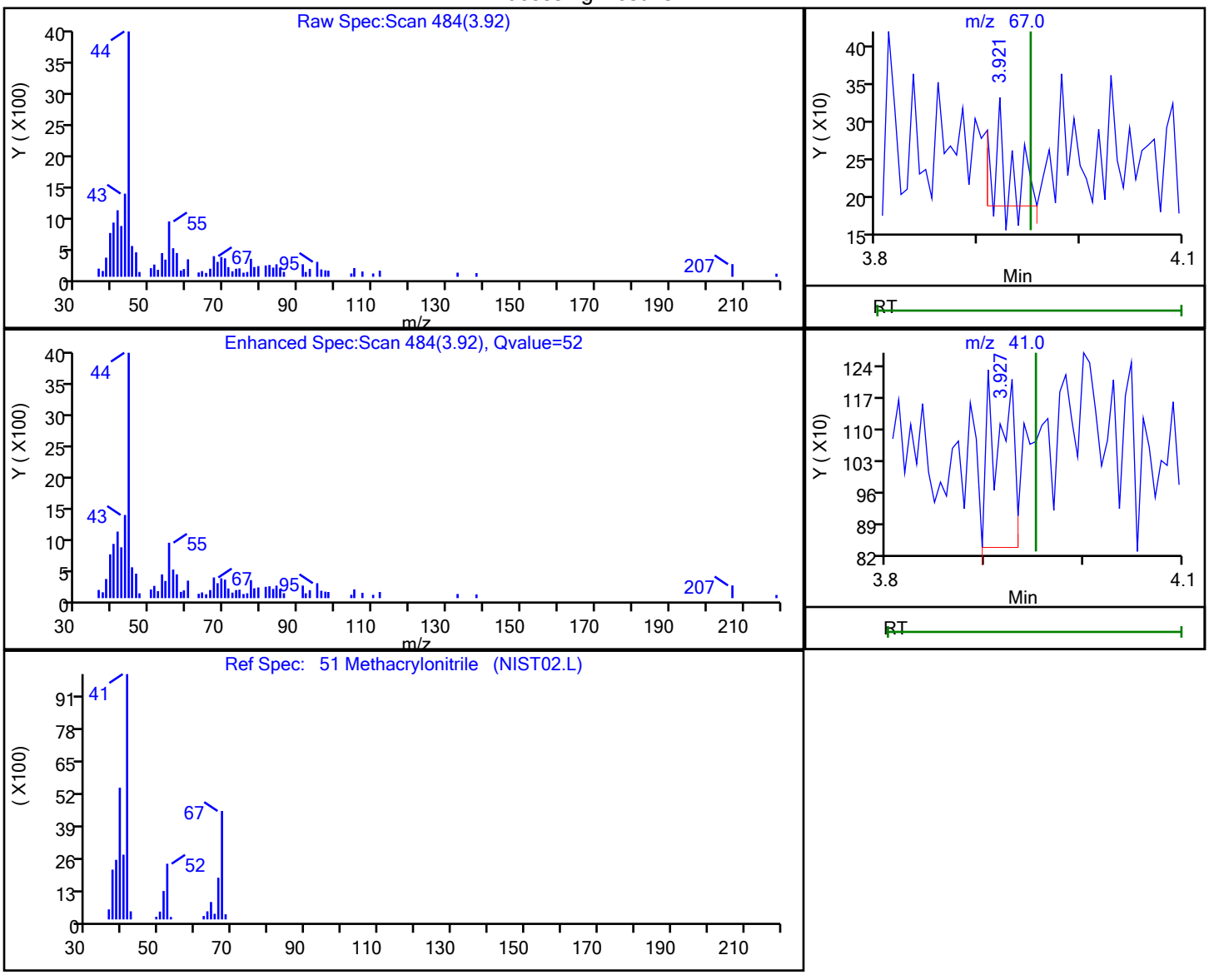

RT	Mass	Response	Amount
3.92	67.00	132	0.079386
3.93	41.00	539	

Reviewer: FK2C, 01-Sep-2022 09:50:08
Audit Action: Marked Compound Undetected Audit Reason: Invalid Compound ID

User Disabled Compound Report

Eurofins Edison

Data File: \\chromfs\Edison\ChromData\CVOAMS17\20220901-149891.b\TT59890.D
Injection Date: 01-Sep-2022 08:57:30 Instrument ID: CVOAMS17
Lims ID: STD8
Client ID:
Operator ID: ALS Bottle#: 2 Worklist Smp#: 3
Purge Vol: 5.000 mL Dil. Factor: 1.0000
Method: 8260W_17 Limit Group: VOA - 8260D Water and Solid
Column: DB-624 (0.18 mm) Detector MS Quad

27 Methyl acetate, CAS: 79-20-9

Processing Results

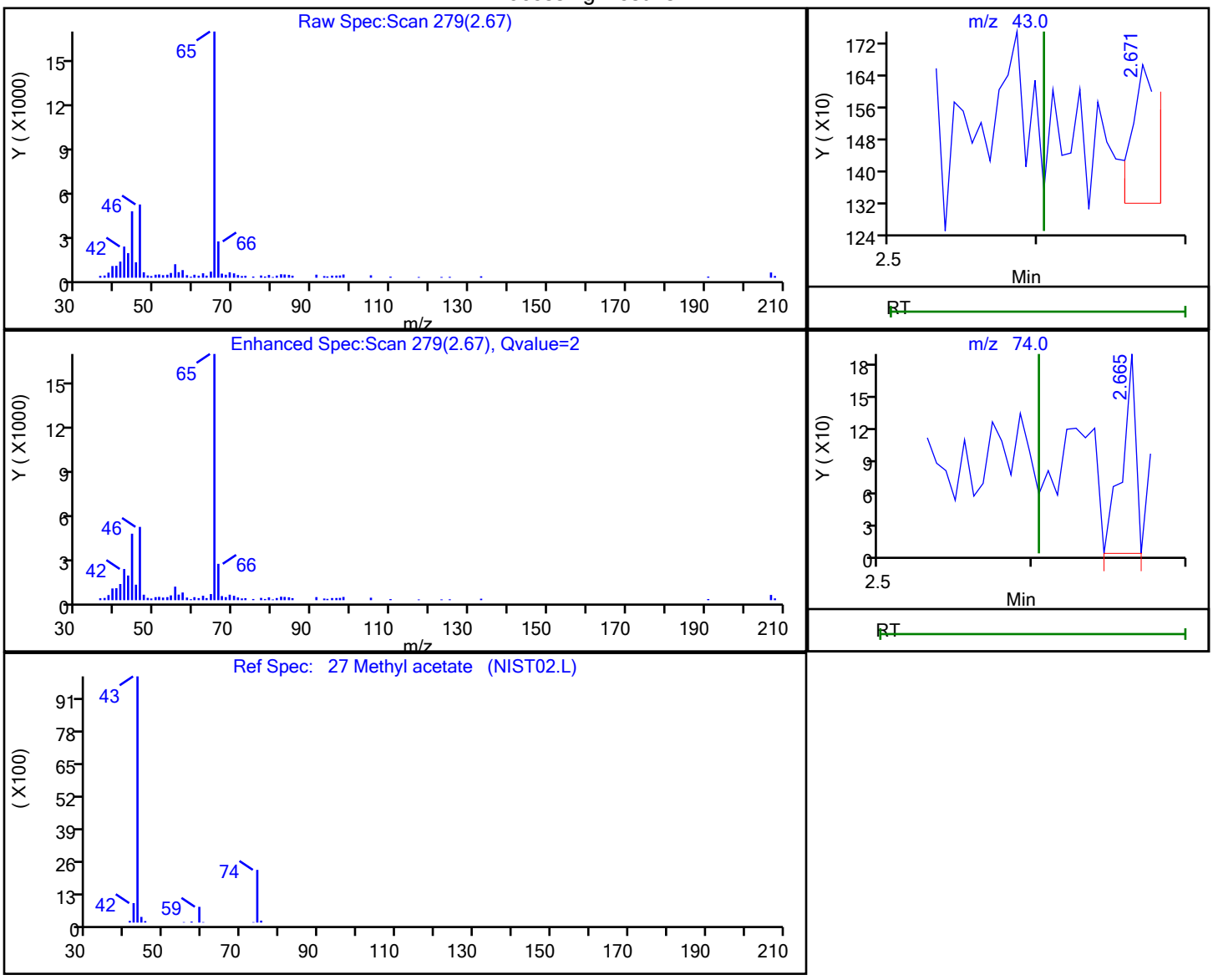

RT	Mass	Response	Amount
2.67	43.00	345	0.093304
2.66	74.00	116	

Reviewer: FK2C, 01-Sep-2022 09:49:51
Audit Action: Marked Compound Undetected Audit Reason: Invalid Compound ID

User Disabled Compound Report

Eurofins Edison

Data File: \\chromfs\Edison\ChromData\CVOAMS17\20220901-149891.b\TT59890.D
Injection Date: 01-Sep-2022 08:57:30 Instrument ID: CVOAMS17
Lims ID: STD8
Client ID:
Operator ID: ALS Bottle#: 2 Worklist Smp#: 3
Purge Vol: 5.000 mL Dil. Factor: 1.0000
Method: 8260W_17 Limit Group: VOA - 8260D Water and Solid
Column: DB-624 (0.18 mm) Detector MS Quad

47 Methyl acrylate, CAS: 96-33-3

Processing Results

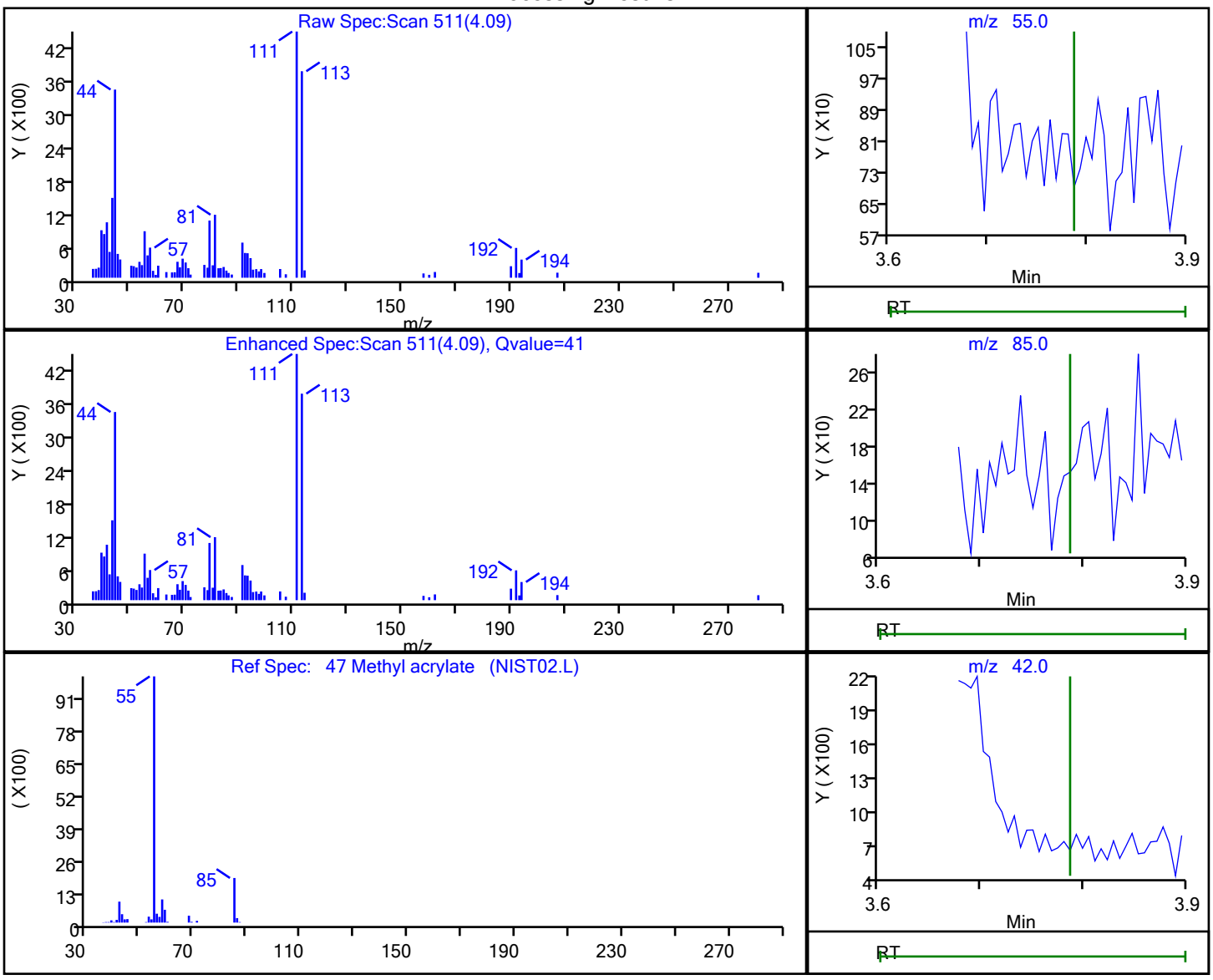

RT	Mass	Response	Amount
4.09	55.00	212	0.087609
4.07	85.00	447	
4.10	42.00	314	

Reviewer: FK2C, 01-Sep-2022 09:50:11
Audit Action: Marked Compound Undetected Audit Reason: Invalid Compound ID

User Disabled Compound Report

Eurofins Edison

Data File: \\chromfs\Edison\ChromData\CVOAMS17\20220901-149891.b\TT59890.D
Injection Date: 01-Sep-2022 08:57:30 Instrument ID: CVOAMS17
Lims ID: STD8
Client ID:
Operator ID: ALS Bottle#: 2 Worklist Smp#: 3
Purge Vol: 5.000 mL Dil. Factor: 1.0000
Method: 8260W_17 Limit Group: VOA - 8260D Water and Solid
Column: DB-624 (0.18 mm) Detector MS Quad

33 Methyl tert-butyl ether, CAS: 1634-04-4

Processing Results

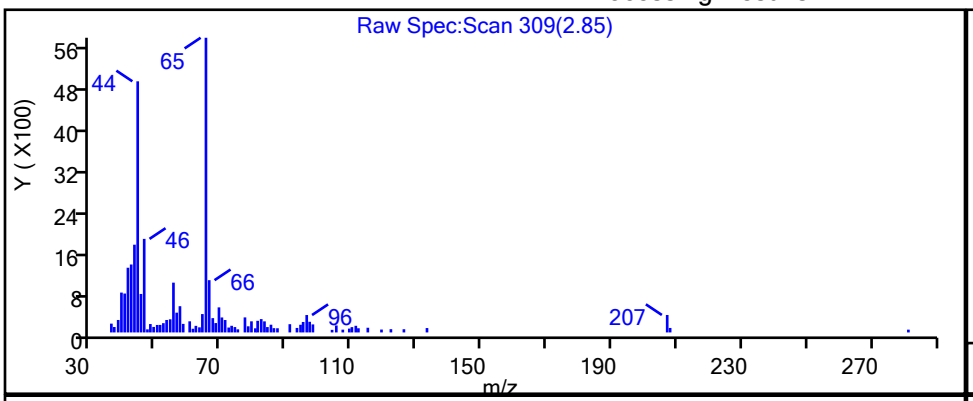

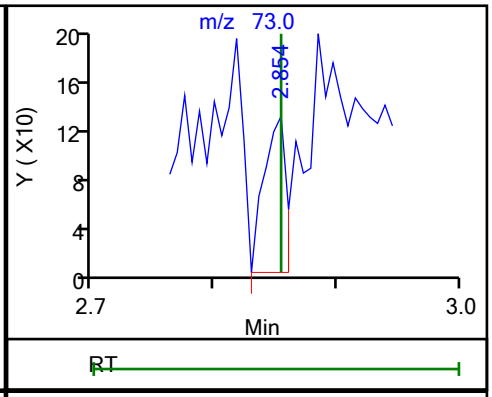

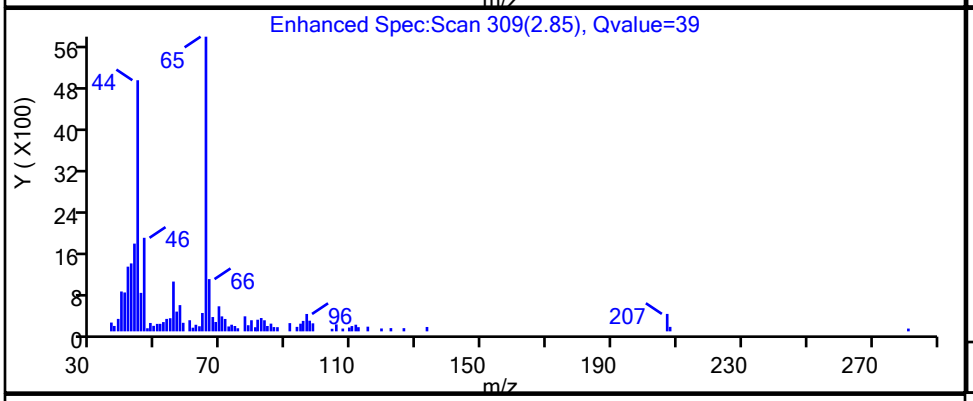

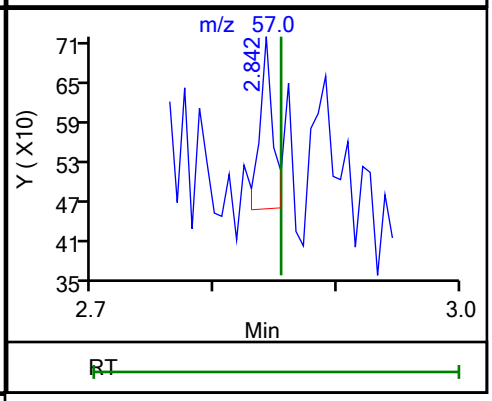

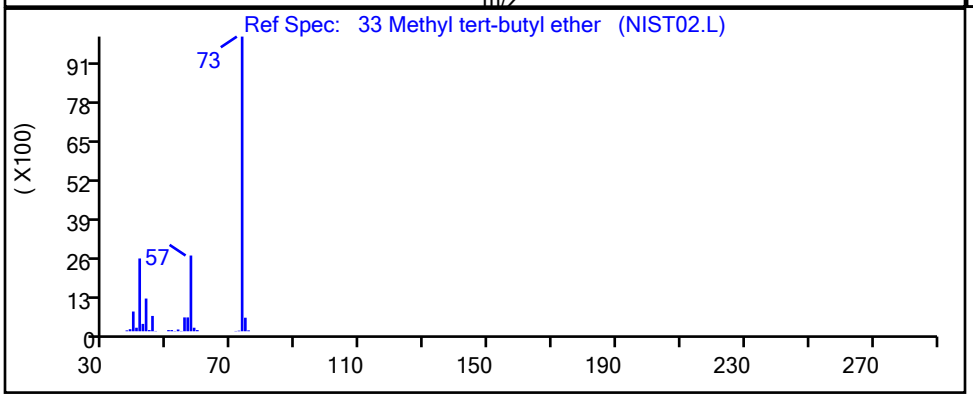

RT	Mass	Response	Amount
2.85	73.00	164	0.023053
2.84	57.00	199	

Reviewer: FK2C, 01-Sep-2022 09:49:55
Audit Action: Marked Compound Undetected Audit Reason: Invalid Compound ID

User Disabled Compound Report

Eurofins Edison

Data File: \\chromfs\Edison\ChromData\CVOAMS17\20220901-149891.b\TT59890.D
Injection Date: 01-Sep-2022 08:57:30 Instrument ID: CVOAMS17
Lims ID: STD8
Client ID:
Operator ID: ALS Bottle#: 2 Worklist Smp#: 3
Purge Vol: 5.000 mL Dil. Factor: 1.0000
Method: 8260W_17 Limit Group: VOA - 8260D Water and Solid
Column: DB-624 (0.18 mm) Detector MS Quad

69 Methylcyclohexane, CAS: 108-87-2

Processing Results

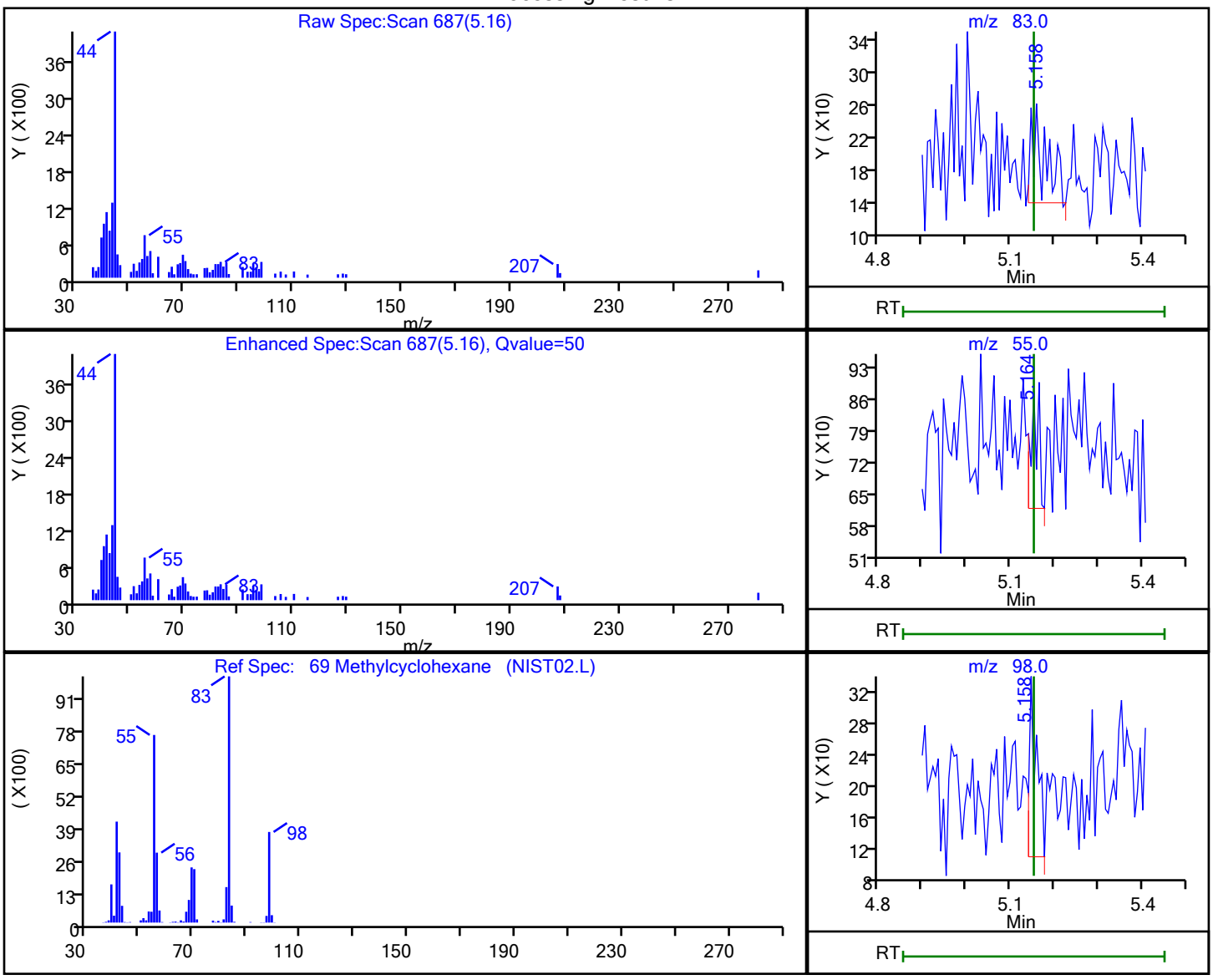

RT	Mass	Response	Amount
5.16	83.00	256	0.030359
5.16	55.00	327	
5.16	98.00	273	

Reviewer: FK2C, 01-Sep-2022 09:50:26
Audit Action: Marked Compound Undetected Audit Reason: Invalid Compound ID

User Disabled Compound Report

Eurofins Edison

Data File: \\chromfs\Edison\ChromData\CVOAMS17\20220901-149891.b\TT59890.D
Injection Date: 01-Sep-2022 08:57:30 Instrument ID: CVOAMS17
Lims ID: STD8
Client ID:
Operator ID: ALS Bottle#: 2 Worklist Smp#: 3
Purge Vol: 5.000 mL Dil. Factor: 1.0000
Method: 8260W_17 Limit Group: VOA - 8260D Water and Solid
Column: DB-624 (0.18 mm) Detector MS Quad

30 Methylene Chloride, CAS: 75-09-2

Processing Results

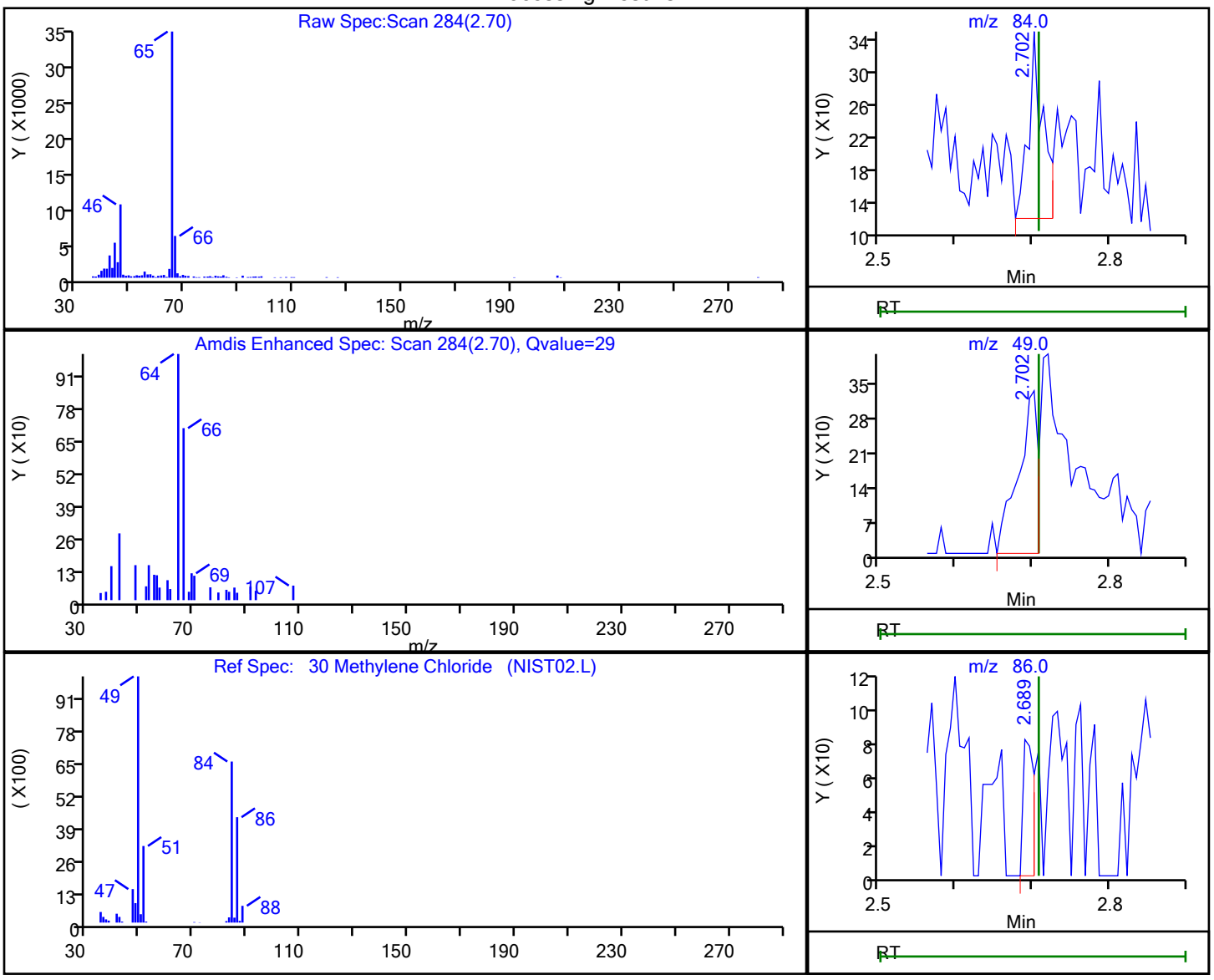

RT	Mass	Response	Amount
2.70	84.00	296	0.045347
2.70	49.00	594	
2.69	86.00	81	

Reviewer: W9CM, 02-Sep-2022 13:40:28
Audit Action: Marked Compound Undetected Audit Reason: Invalid Compound ID

User Disabled Compound Report

Eurofins Edison

Data File: \\chromfs\Edison\ChromData\CVOAMS17\20220901-149891.b\TT59890.D
Injection Date: 01-Sep-2022 08:57:30 Instrument ID: CVOAMS17
Lims ID: STD8
Client ID:
Operator ID: ALS Bottle#: 2 Worklist Smp#: 3
Purge Vol: 5.000 mL Dil. Factor: 1.0000
Method: 8260W_17 Limit Group: VOA - 8260D Water and Solid
Column: DB-624 (0.18 mm) Detector MS Quad

67 n-Butanol, CAS: 71-36-3

Processing Results

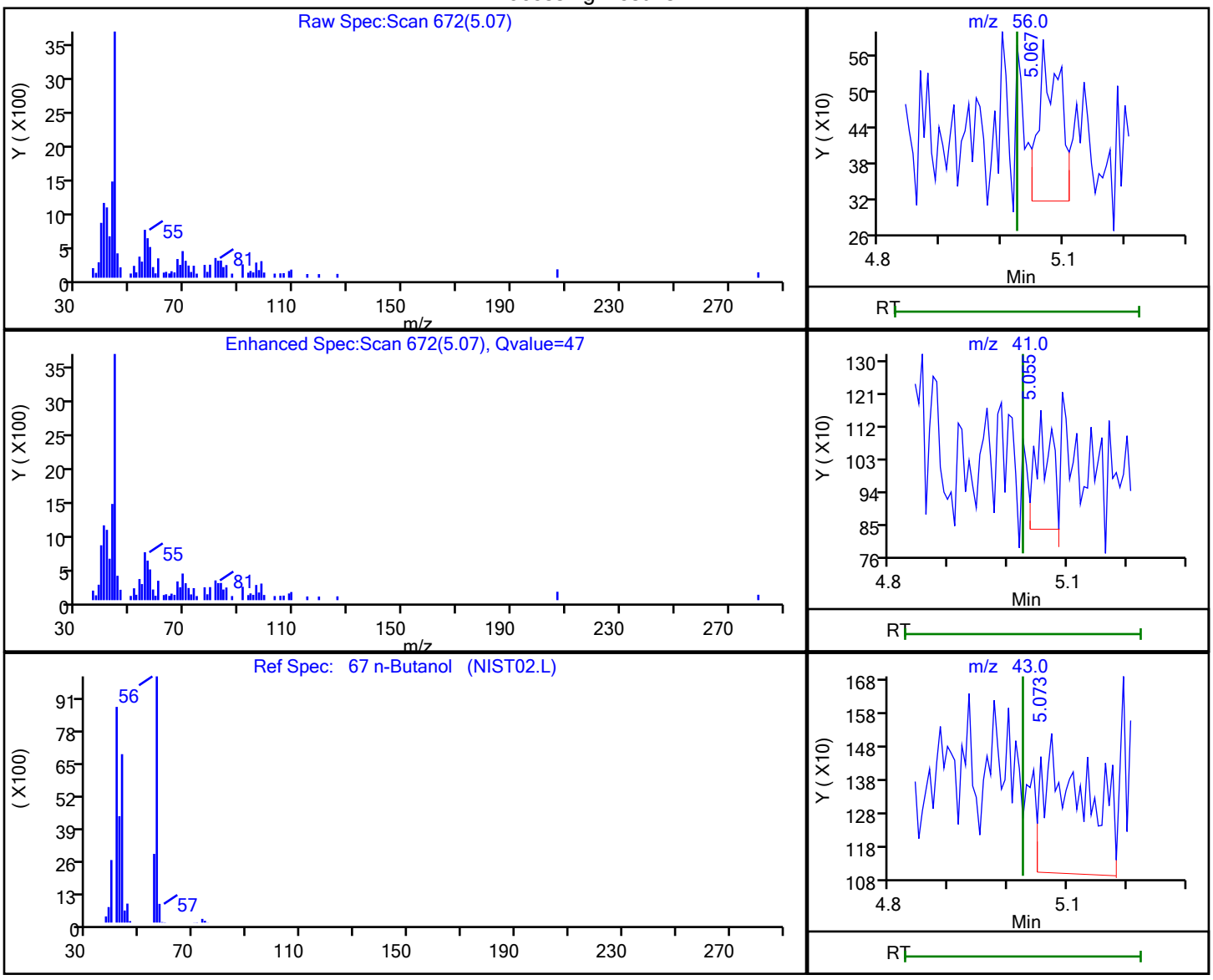

RT	Mass	Response	Amount
5.07	56.00	626	9.924250
5.05	41.00	587	
5.07	43.00	2034	

Reviewer: FK2C, 01-Sep-2022 09:51:34
Audit Action: Marked Compound Undetected Audit Reason: Invalid Compound ID

User Disabled Compound Report

Eurofins Edison

Data File: \\chromfs\Edison\ChromData\CVOAMS17\20220901-149891.b\TT59890.D
Injection Date: 01-Sep-2022 08:57:30 Instrument ID: CVOAMS17
Lims ID: STD8
Client ID:
Operator ID: ALS Bottle#: 2 Worklist Smp#: 3
Purge Vol: 5.000 mL Dil. Factor: 1.0000
Method: 8260W_17 Limit Group: VOA - 8260D Water and Solid
Column: DB-624 (0.18 mm) Detector MS Quad

91 n-Butyl acetate, CAS: 123-86-4

Processing Results

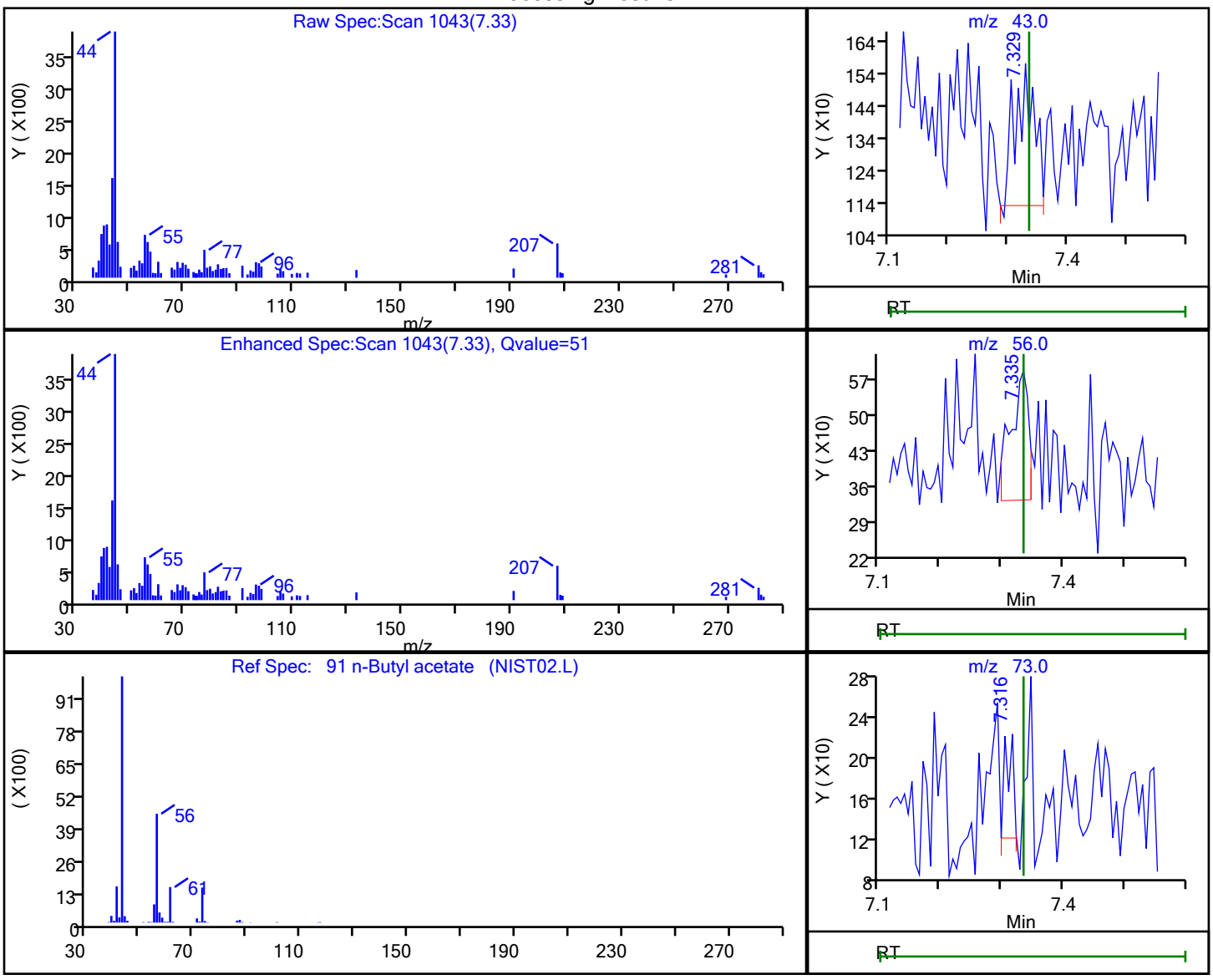

RT	Mass	Response	Amount
7.33	43.00	985	0.122997
7.33	56.00	525	
7.32	73.00	89	

Reviewer: FK2C, 01-Sep-2022 09:50:44
Audit Action: Marked Compound Undetected Audit Reason: Invalid Compound ID

User Disabled Compound Report

Eurofins Edison

Data File: \\chromfs\Edison\ChromData\CVOAMS17\20220901-149891.b\TT59890.D
Injection Date: 01-Sep-2022 08:57:30 Instrument ID: CVOAMS17
Lims ID: STD8
Client ID:
Operator ID: ALS Bottle#: 2 Worklist Smp#: 3
Purge Vol: 5.000 mL Dil. Factor: 1.0000
Method: 8260W_17 Limit Group: VOA - 8260D Water and Solid
Column: DB-624 (0.18 mm) Detector MS Quad

100 n-Butyl acrylate, CAS: 141-32-2

Processing Results

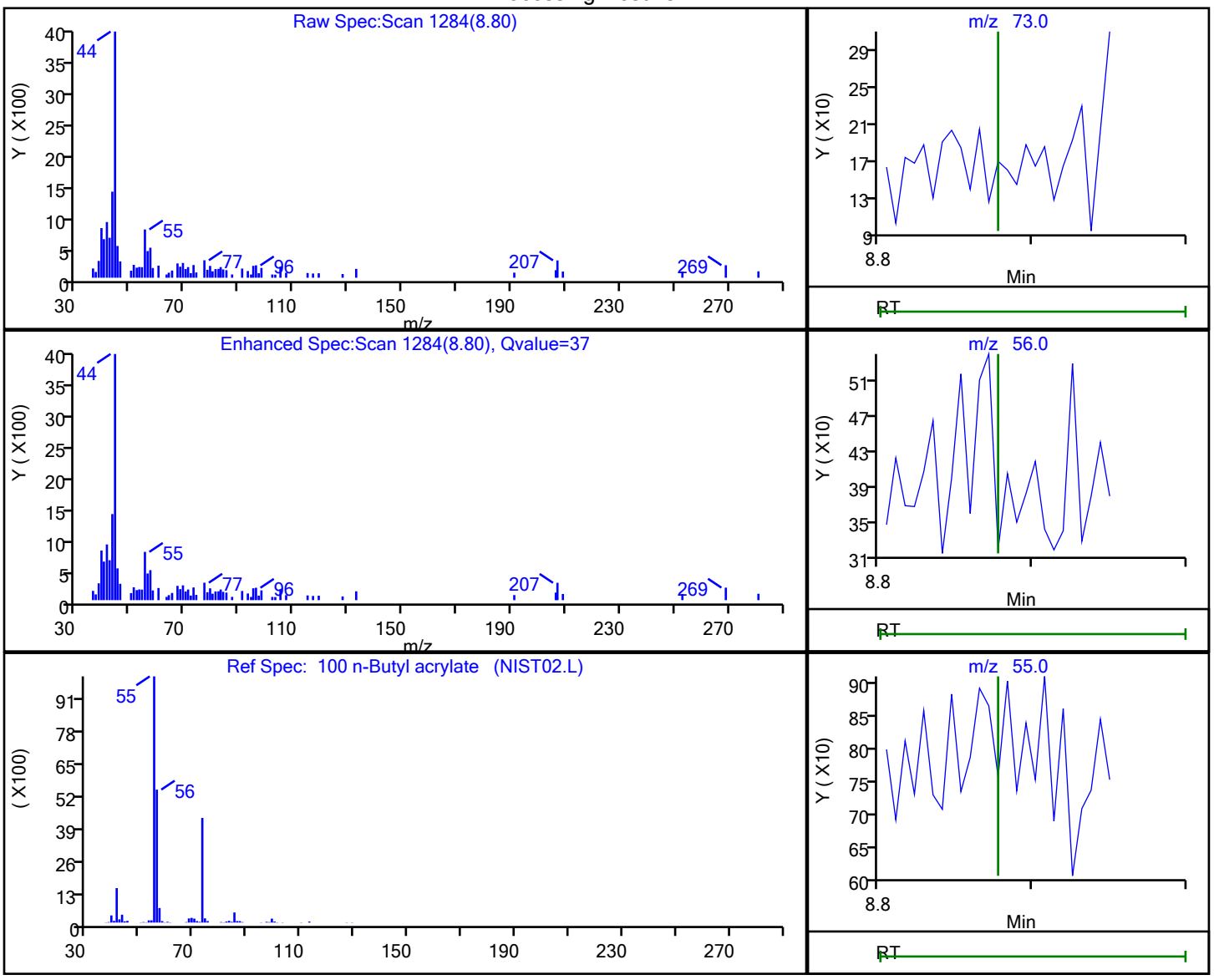

RT	Mass	Response	Amount
8.80	73.00	105	0.026608
8.79	56.00	233	
8.80	55.00	178	

Reviewer: FK2C, 01-Sep-2022 09:50:53
Audit Action: Marked Compound Undetected Audit Reason: Invalid Compound ID

User Disabled Compound Report

Eurofins Edison

Data File: \\chromfs\Edison\ChromData\CVOAMS17\20220901-149891.b\TT59890.D
Injection Date: 01-Sep-2022 08:57:30 Instrument ID: CVOAMS17
Lims ID: STD8
Client ID:
Operator ID: ALS Bottle#: 2 Worklist Smp#: 3
Purge Vol: 5.000 mL Dil. Factor: 1.0000
Method: 8260W_17 Limit Group: VOA - 8260D Water and Solid
Column: DB-624 (0.18 mm) Detector MS Quad

127 n-Butylbenzene, CAS: 104-51-8

Processing Results

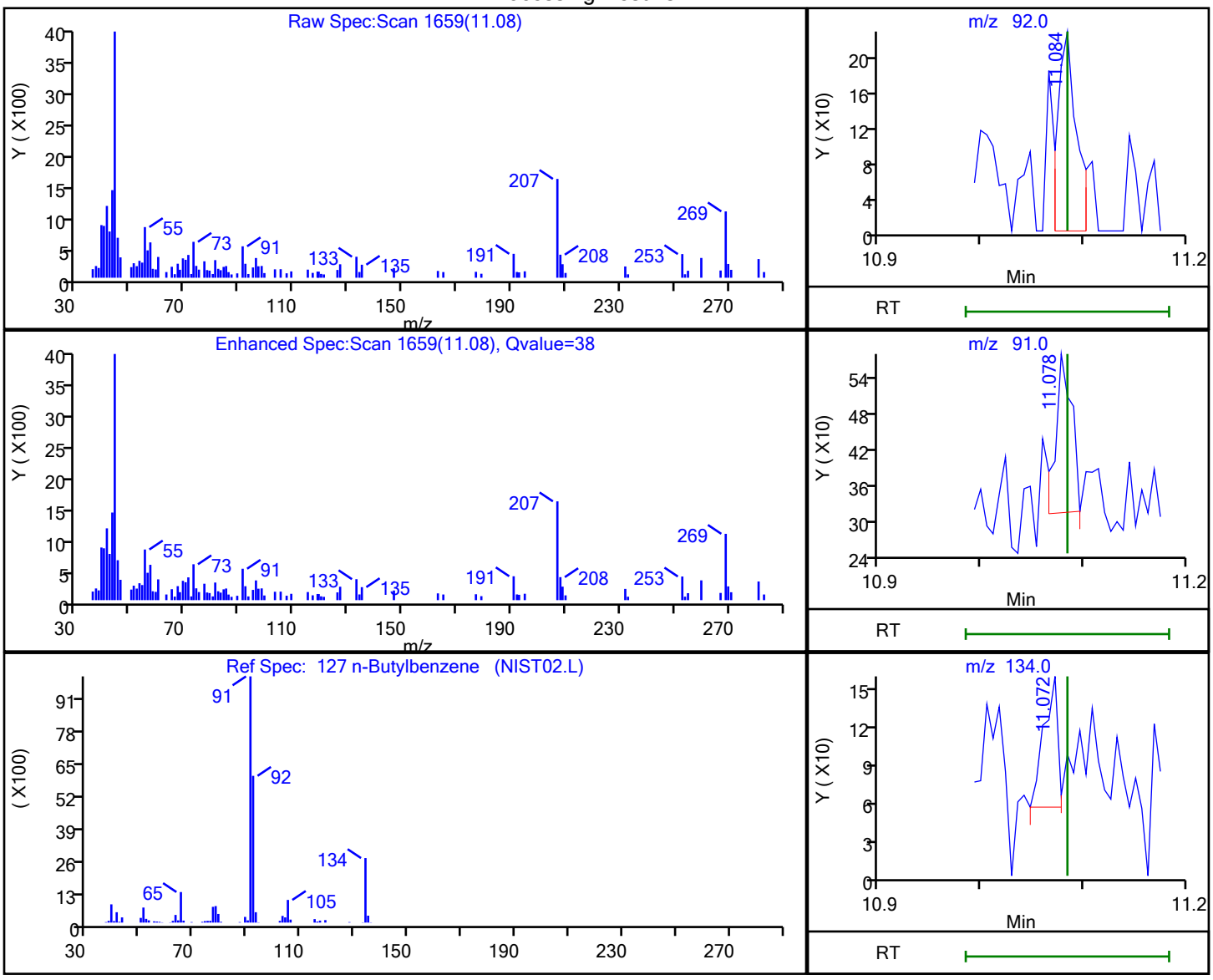

RT	Mass	Response	Amount
11.08	92.00	288	0.026021
11.08	91.00	284	
11.07	134.00	94	

Reviewer: FK2C, 01-Sep-2022 09:51:18
Audit Action: Marked Compound Undetected Audit Reason: Invalid Compound ID

User Disabled Compound Report

Eurofins Edison

Data File: \\chromfs\Edison\ChromData\CVOAMS17\20220901-149891.b\TT59890.D
Injection Date: 01-Sep-2022 08:57:30 Instrument ID: CVOAMS17
Lims ID: STD8
Client ID:
Operator ID: ALS Bottle#: 2 Worklist Smp#: 3
Purge Vol: 5.000 mL Dil. Factor: 1.0000
Method: 8260W_17 Limit Group: VOA - 8260D Water and Solid
Column: DB-624 (0.18 mm) Detector MS Quad

76 n-Propyl acetate, CAS: 109-60-4

Processing Results

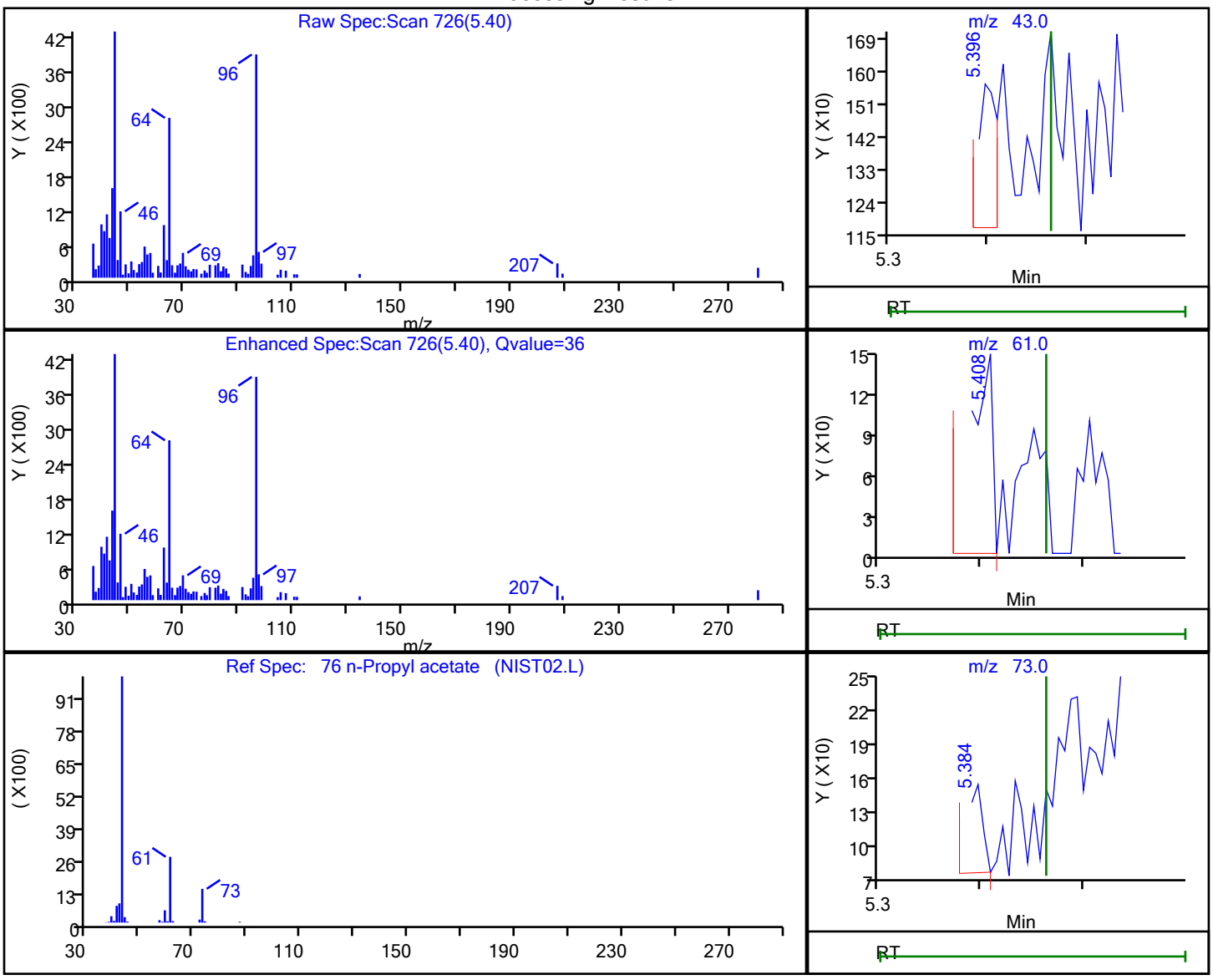

RT	Mass	Response	Amount
5.40	43.00	480	0.108628
5.41	61.00	214	
5.38	73.00	102	

Reviewer: FK2C, 01-Sep-2022 09:50:30
Audit Action: Marked Compound Undetected Audit Reason: Invalid Compound ID

User Disabled Compound Report

Eurofins Edison

Data File: \\chromfs\Edison\ChromData\CVOAMS17\20220901-149891.b\TT59890.D
Injection Date: 01-Sep-2022 08:57:30 Instrument ID: CVOAMS17
Lims ID: STD8
Client ID:
Operator ID: ALS Bottle#: 2 Worklist Smp#: 3
Purge Vol: 5.000 mL Dil. Factor: 1.0000
Method: 8260W_17 Limit Group: VOA - 8260D Water and Solid
Column: DB-624 (0.18 mm) Detector MS Quad

108 N-Propylbenzene, CAS: 103-65-1

Processing Results

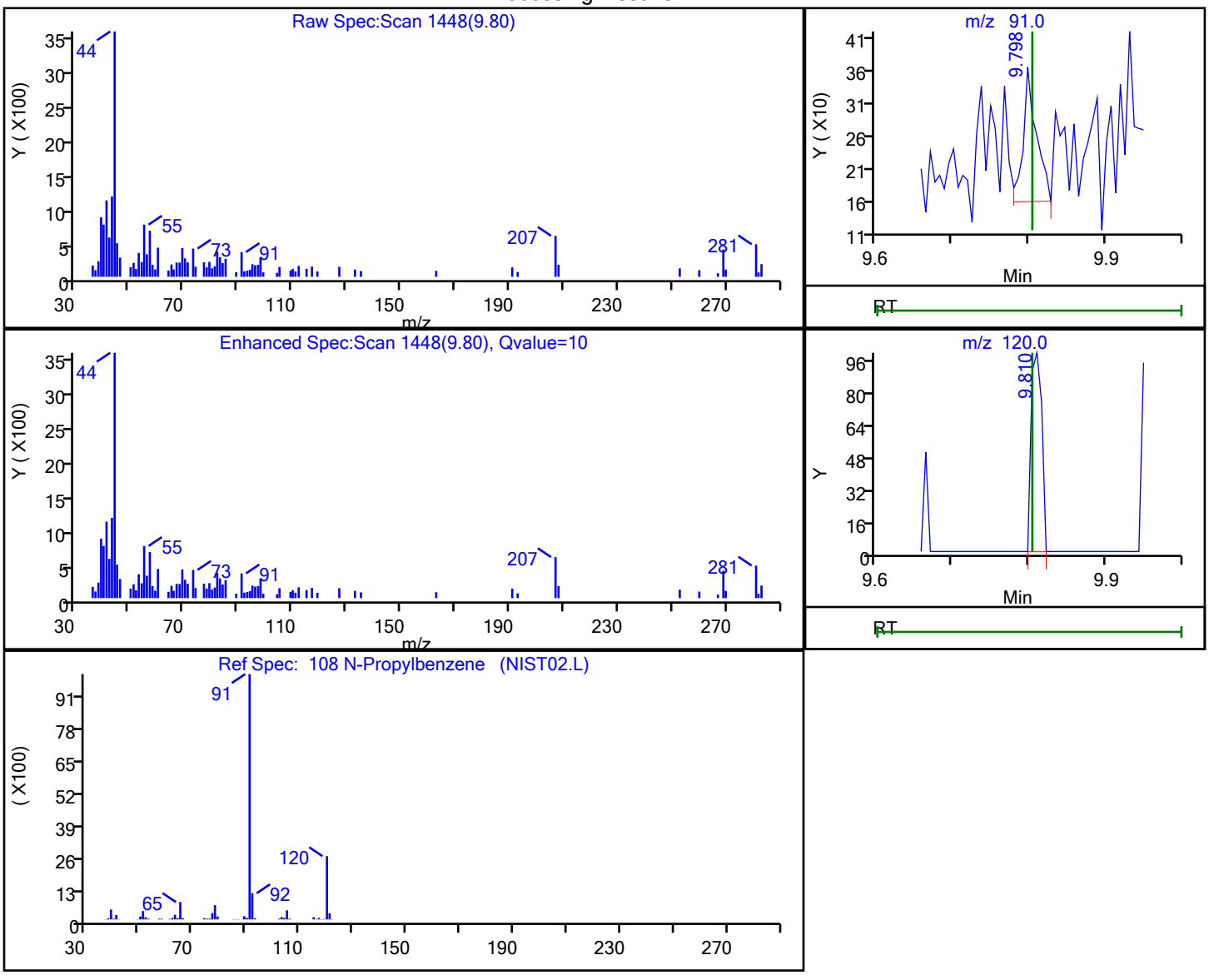

RT	Mass	Response	Amount
9.80	91.00	246	0.010215
9.81	120.00	97	

Reviewer: FK2C, 01-Sep-2022 09:51:03
Audit Action: Marked Compound Undetected Audit Reason: Invalid Compound ID

User Disabled Compound Report

Eurofins Edison

Data File: \\chromfs\Edison\ChromData\CVOAMS17\20220901-149891.b\TT59890.D
Injection Date: 01-Sep-2022 08:57:30 Instrument ID: CVOAMS17
Lims ID: STD8
Client ID:
Operator ID: ALS Bottle#: 2 Worklist Smp#: 3
Purge Vol: 5.000 mL Dil. Factor: 1.0000
Method: 8260W_17 Limit Group: VOA - 8260D Water and Solid
Column: DB-624 (0.18 mm) Detector MS Quad

134 Naphthalene, CAS: 91-20-3

Processing Results

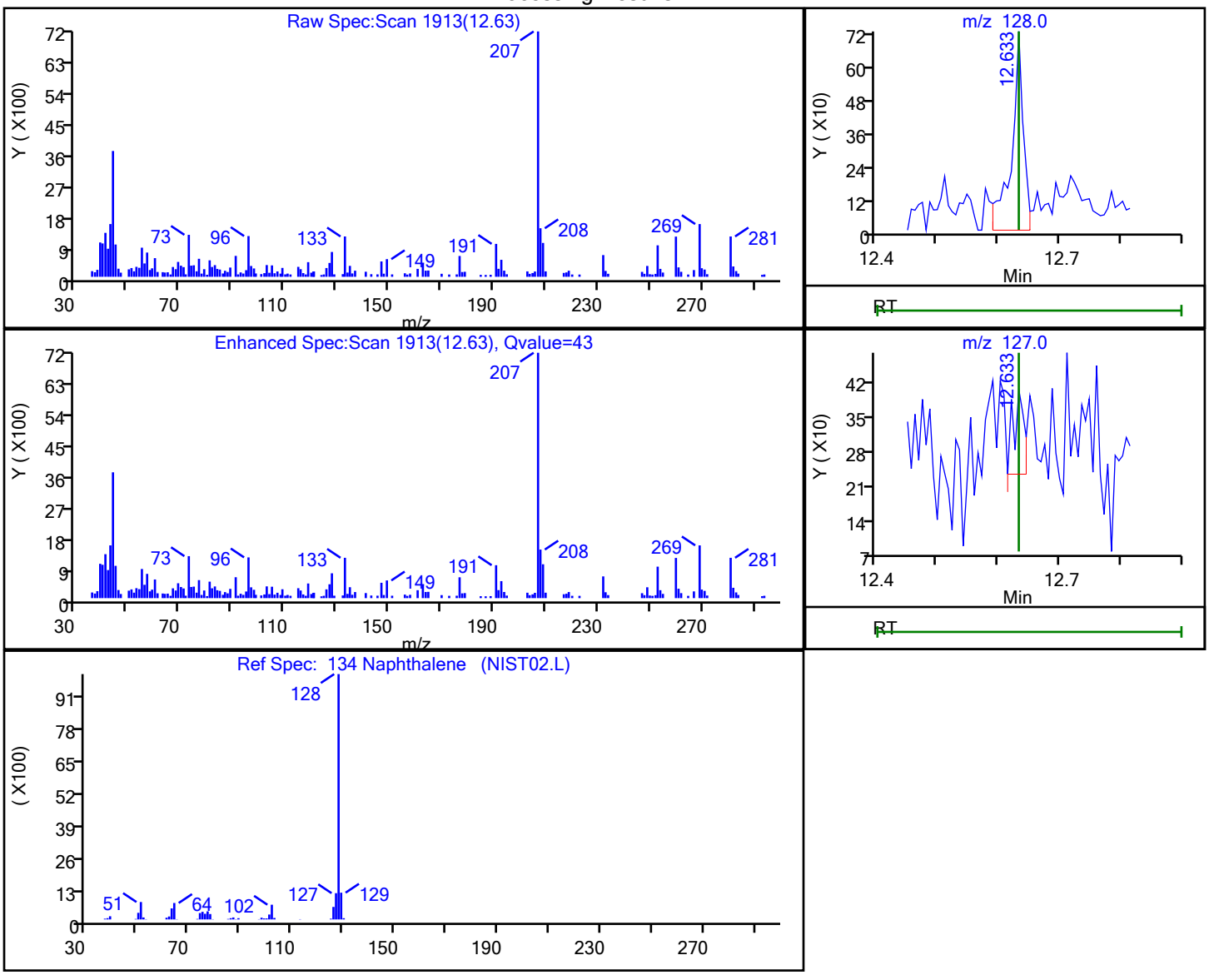

RT	Mass	Response	Amount
12.63	128.00	991	0.057111
12.63	127.00	210	

Reviewer: FK2C, 01-Sep-2022 09:51:21
Audit Action: Marked Compound Undetected Audit Reason: Invalid Compound ID

User Disabled Compound Report

Eurofins Edison

Data File: \\chromfs\Edison\ChromData\CVOAMS17\20220901-149891.b\TT59890.D
Injection Date: 01-Sep-2022 08:57:30 Instrument ID: CVOAMS17
Lims ID: STD8
Client ID:
Operator ID: ALS Bottle#: 2 Worklist Smp#: 3
Purge Vol: 5.000 mL Dil. Factor: 1.0000
Method: 8260W_17 Limit Group: VOA - 8260D Water and Solid
Column: DB-624 (0.18 mm) Detector MS Quad

126 p-Diethylbenzene, CAS: 105-05-5

Processing Results

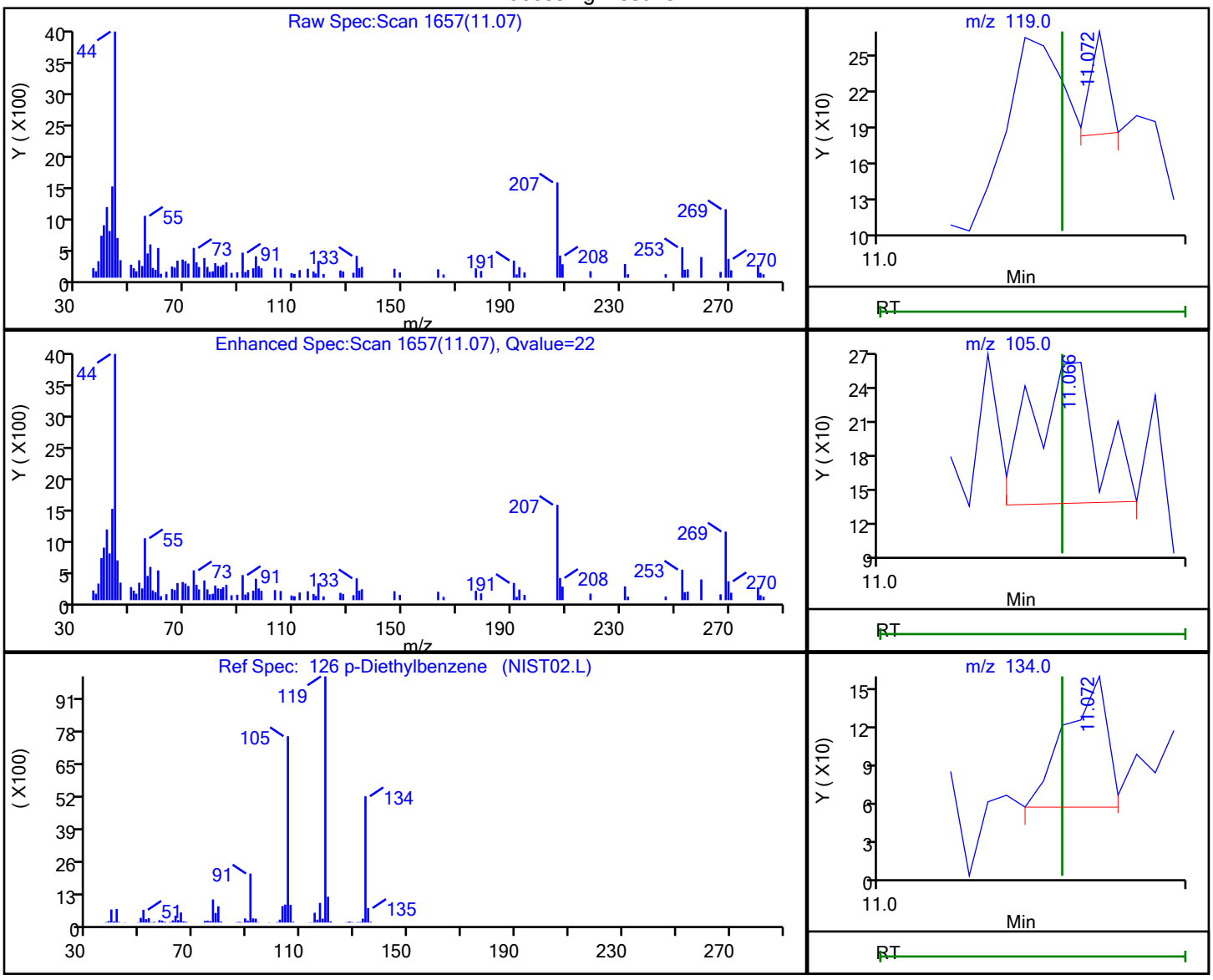

RT	Mass	Response	Amount
11.07	119.00	34	0.003452
11.07	105.00	178	
11.07	134.00	94	

Reviewer: FK2C, 01-Sep-2022 09:51:17
Audit Action: Marked Compound Undetected Audit Reason: Invalid Compound ID

User Disabled Compound Report

Eurofins Edison

Data File:	\\chromfs\Edison\ChromData\CVOAMS17\20220901-149891.b\TT59890.D				
Injection Date:	01-Sep-2022 08:57:30	Instrument ID:	CVOAMS17		
Lims ID:	STD8				
Client ID:					
Operator ID:		ALS Bottle#:	2	Worklist Smp#:	3
Purge Vol:	5.000 mL	Dil. Factor:	1.0000		
Method:	8260W_17	Limit Group:	VOA - 8260D Water and Solid		
Column:	DB-624 (0.18 mm)	Detector	MS Quad		

13 Pentane, CAS: 109-66-0

Processing Results

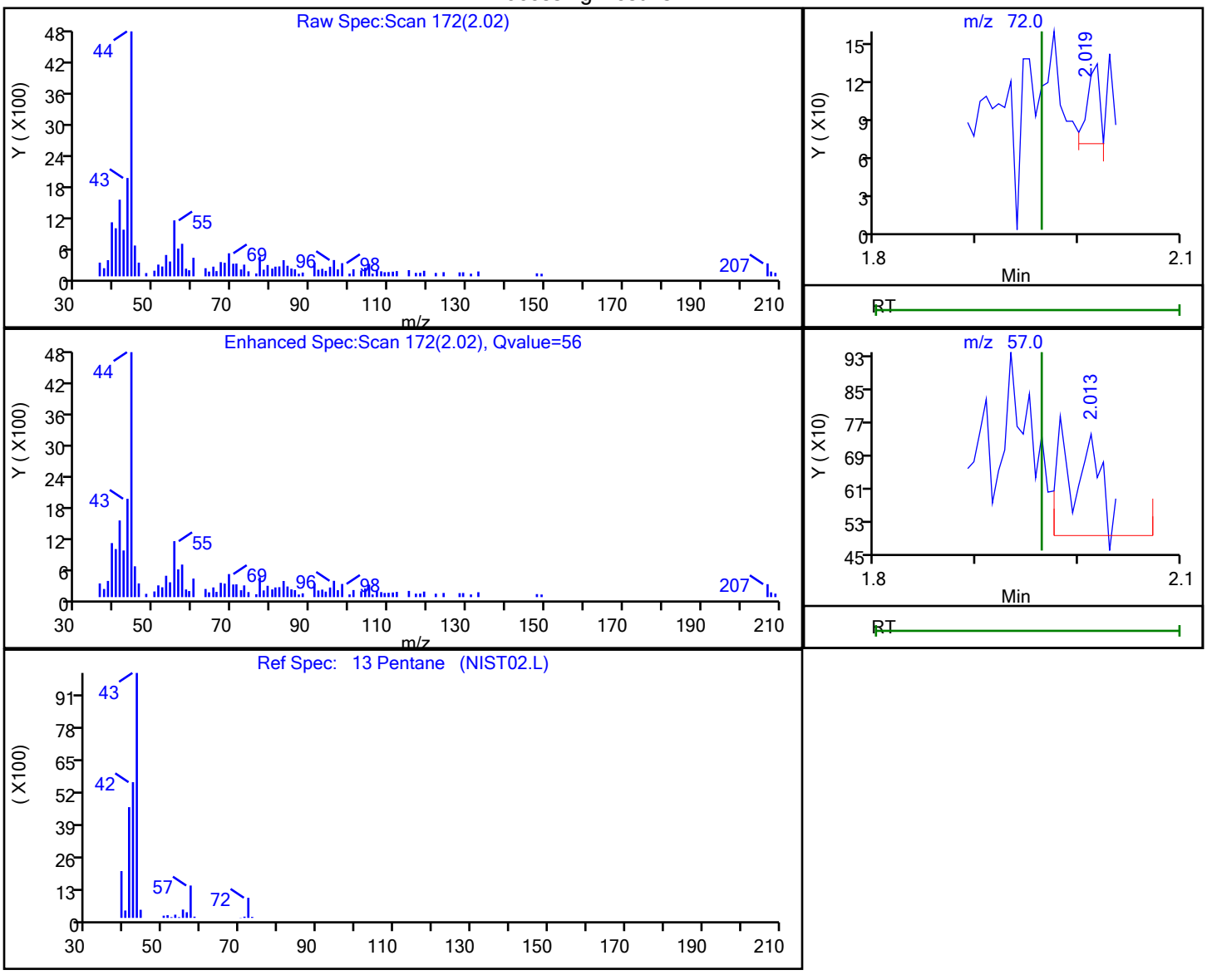

RT	Mass	Response	Amount
2.02	72.00	54	0.132365
2.01	57.00	706	

Reviewer: FK2C, 01-Sep-2022 09:49:38

Audit Action: Marked Compound Undetected Audit Reason: Invalid Compound ID

User Disabled Compound Report

Eurofins Edison

Data File: \\chromfs\Edison\ChromData\CVOAMS17\20220901-149891.b\TT59890.D
Injection Date: 01-Sep-2022 08:57:30 Instrument ID: CVOAMS17
Lims ID: STD8
Client ID:
Operator ID: ALS Bottle#: 2 Worklist Smp#: 3
Purge Vol: 5.000 mL Dil. Factor: 1.0000
Method: 8260W_17 Limit Group: VOA - 8260D Water and Solid
Column: DB-624 (0.18 mm) Detector MS Quad

48 Propionitrile, CAS: 107-12-0

Processing Results

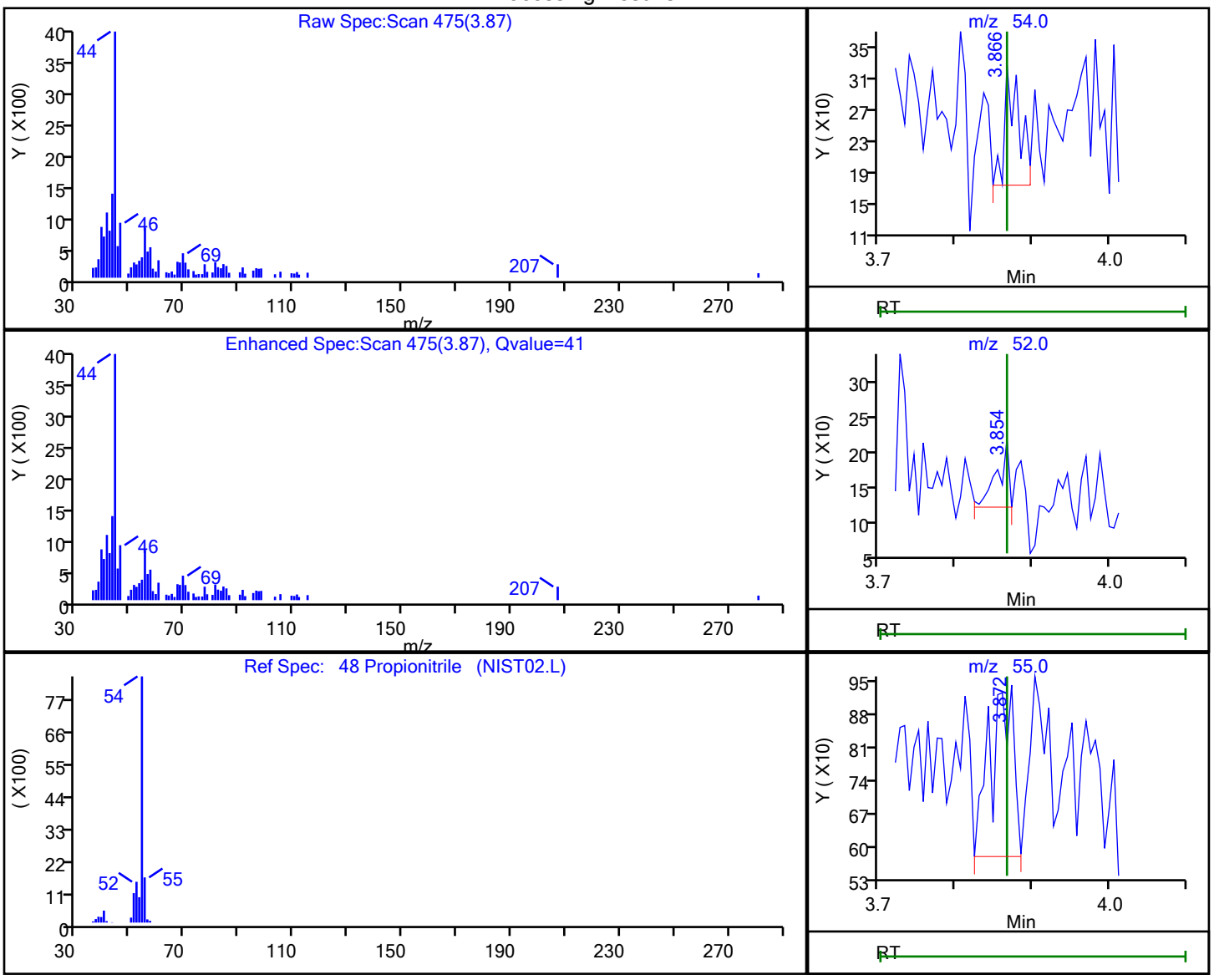

RT	Mass	Response	Amount
3.87	54.00	206	0.323709
3.85	52.00	98	
3.87	55.00	756	

Reviewer: W9CM, 02-Sep-2022 13:40:32
Audit Action: Marked Compound Undetected Audit Reason: Invalid Compound ID

User Disabled Compound Report

Eurofins Edison

Data File: \\chromfs\Edison\ChromData\CVOAMS17\20220901-149891.b\TT59890.D
Injection Date: 01-Sep-2022 08:57:30 Instrument ID: CVOAMS17
Lims ID: STD8
Client ID:
Operator ID: ALS Bottle#: 2 Worklist Smp#: 3
Purge Vol: 5.000 mL Dil. Factor: 1.0000
Method: 8260W_17 Limit Group: VOA - 8260D Water and Solid
Column: DB-624 (0.18 mm) Detector MS Quad

118 sec-Butylbenzene, CAS: 135-98-8

Processing Results

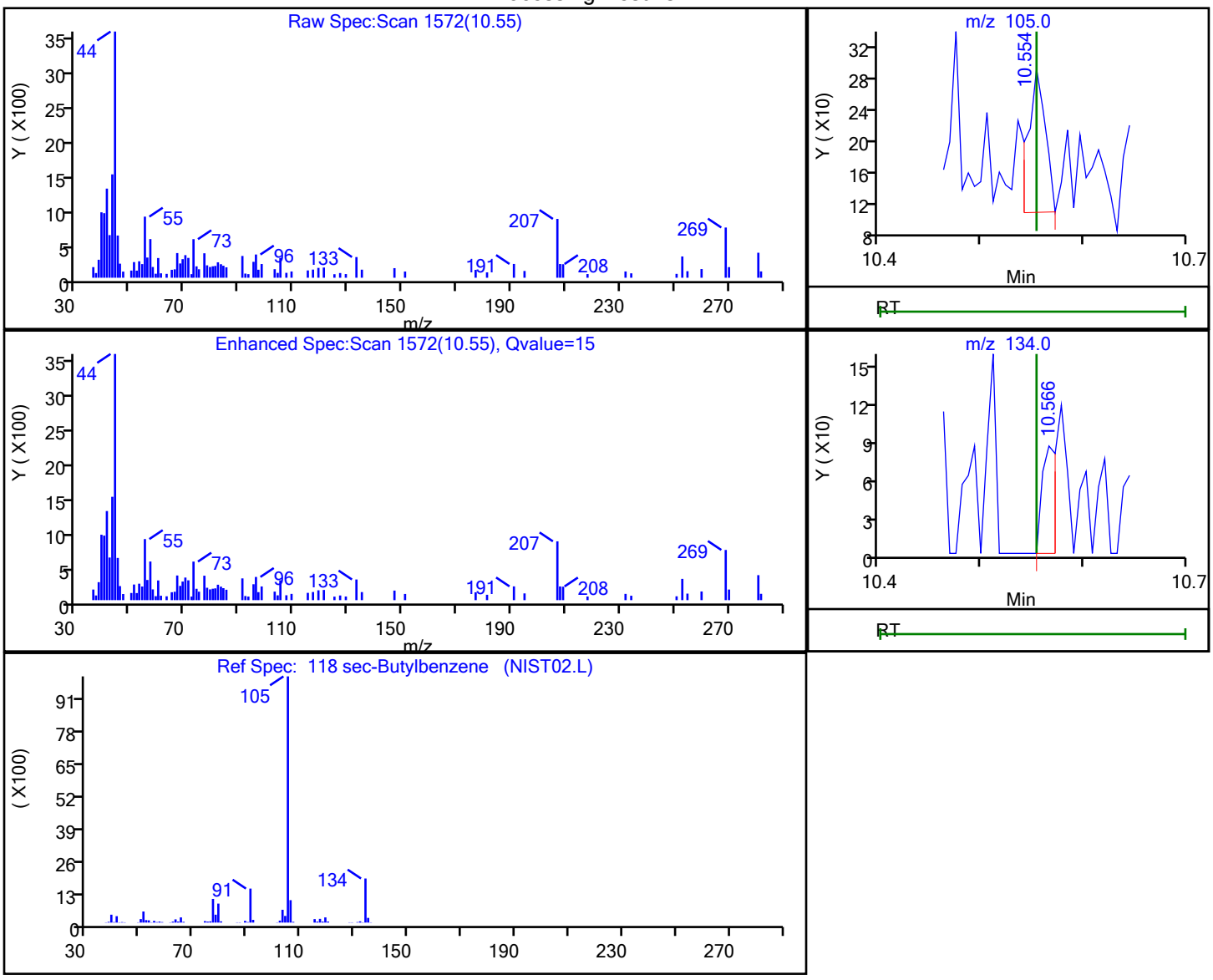

RT	Mass	Response	Amount
10.55	105.00	212	0.010643
10.57	134.00	83	

Reviewer: FK2C, 01-Sep-2022 09:51:04
Audit Action: Marked Compound Undetected Audit Reason: Invalid Compound ID

User Disabled Compound Report

Eurofins Edison

Data File: \\chromfs\Edison\ChromData\CVOAMS17\20220901-149891.b\TT59890.D
Injection Date: 01-Sep-2022 08:57:30 Instrument ID: CVOAMS17
Lims ID: STD8
Client ID:
Operator ID: ALS Bottle#: 2 Worklist Smp#: 3
Purge Vol: 5.000 mL Dil. Factor: 1.0000
Method: 8260W_17 Limit Group: VOA - 8260D Water and Solid
Column: DB-624 (0.18 mm) Detector MS Quad

101 Styrene, CAS: 100-42-5

Processing Results

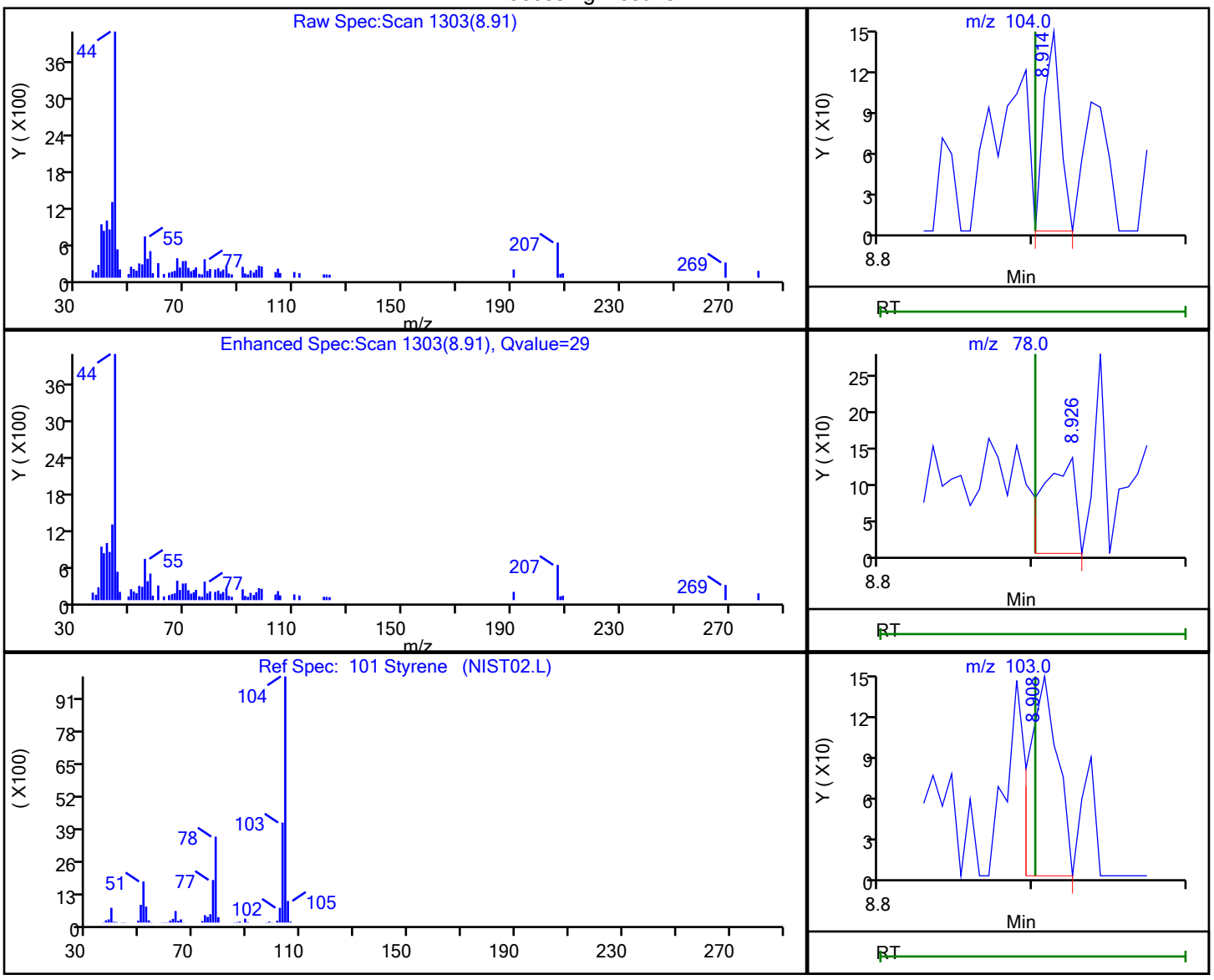

RT	Mass	Response	Amount
8.91	104.00	112	0.009286
8.93	78.00	194	
8.91	103.00	181	

Reviewer: FK2C, 01-Sep-2022 09:50:55
Audit Action: Marked Compound Undetected Audit Reason: Invalid Compound ID

User Disabled Compound Report

Eurofins Edison

Data File: \\chromfs\Edison\ChromData\CVOAMS17\20220901-149891.b\TT59890.D
Injection Date: 01-Sep-2022 08:57:30 Instrument ID: CVOAMS17
Lims ID: STD8
Client ID:
Operator ID: ALS Bottle#: 2 Worklist Smp#: 3
Purge Vol: 5.000 mL Dil. Factor: 1.0000
Method: 8260W_17 Limit Group: VOA - 8260D Water and Solid
Column: DB-624 (0.18 mm) Detector MS Quad

62 Tert-amyl methyl ether, CAS: 994-05-8

Processing Results

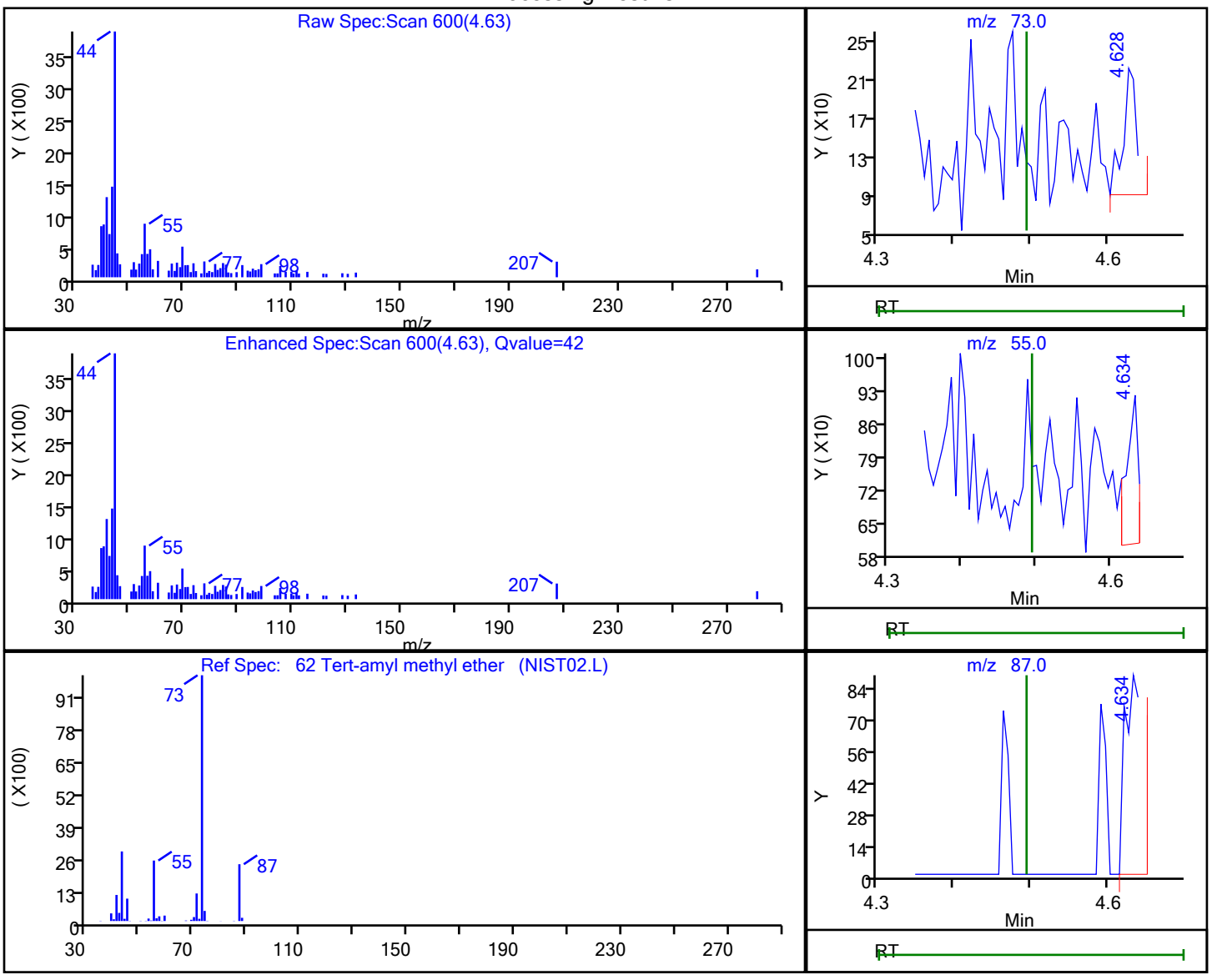

RT	Mass	Response	Amount
4.63	73.00	153	0.010848
4.63	55.00	349	
4.63	87.00	113	

Reviewer: FK2C, 01-Sep-2022 09:50:21
Audit Action: Marked Compound Undetected Audit Reason: Invalid Compound ID

User Disabled Compound Report

Eurofins Edison

Data File: \\chromfs\Edison\ChromData\CVOAMS17\20220901-149891.b\TT59890.D
Injection Date: 01-Sep-2022 08:57:30 Instrument ID: CVOAMS17
Lims ID: STD8
Client ID:
Operator ID: ALS Bottle#: 2 Worklist Smp#: 3
Purge Vol: 5.000 mL Dil. Factor: 1.0000
Method: 8260W_17 Limit Group: VOA - 8260D Water and Solid
Column: DB-624 (0.18 mm) Detector MS Quad

41 Tert-butyl ethyl ether, CAS: 637-92-3

Processing Results

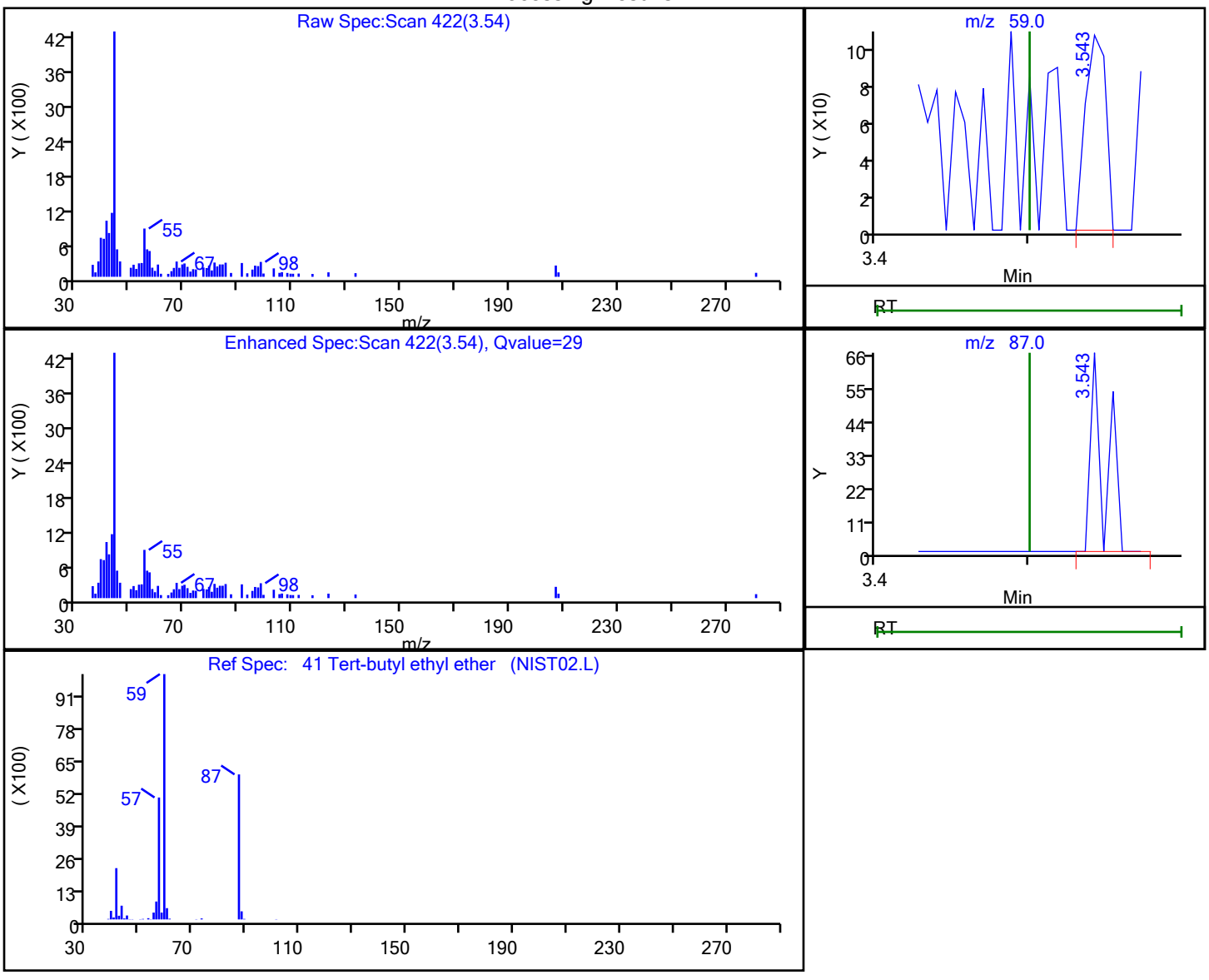

RT	Mass	Response	Amount
3.54	59.00	96	0.005889
3.54	87.00	44	

Reviewer: FK2C, 01-Sep-2022 09:50:02
Audit Action: Marked Compound Undetected Audit Reason: Invalid Compound ID

User Disabled Compound Report

Eurofins Edison

Data File: \\chromfs\Edison\ChromData\CVOAMS17\20220901-149891.b\TT59890.D
Injection Date: 01-Sep-2022 08:57:30 Instrument ID: CVOAMS17
Lims ID: STD8
Client ID:
Operator ID: ALS Bottle#: 2 Worklist Smp#: 3
Purge Vol: 5.000 mL Dil. Factor: 1.0000
Method: 8260W_17 Limit Group: VOA - 8260D Water and Solid
Column: DB-624 (0.18 mm) Detector MS Quad

116 tert-Butylbenzene, CAS: 98-06-6

Processing Results

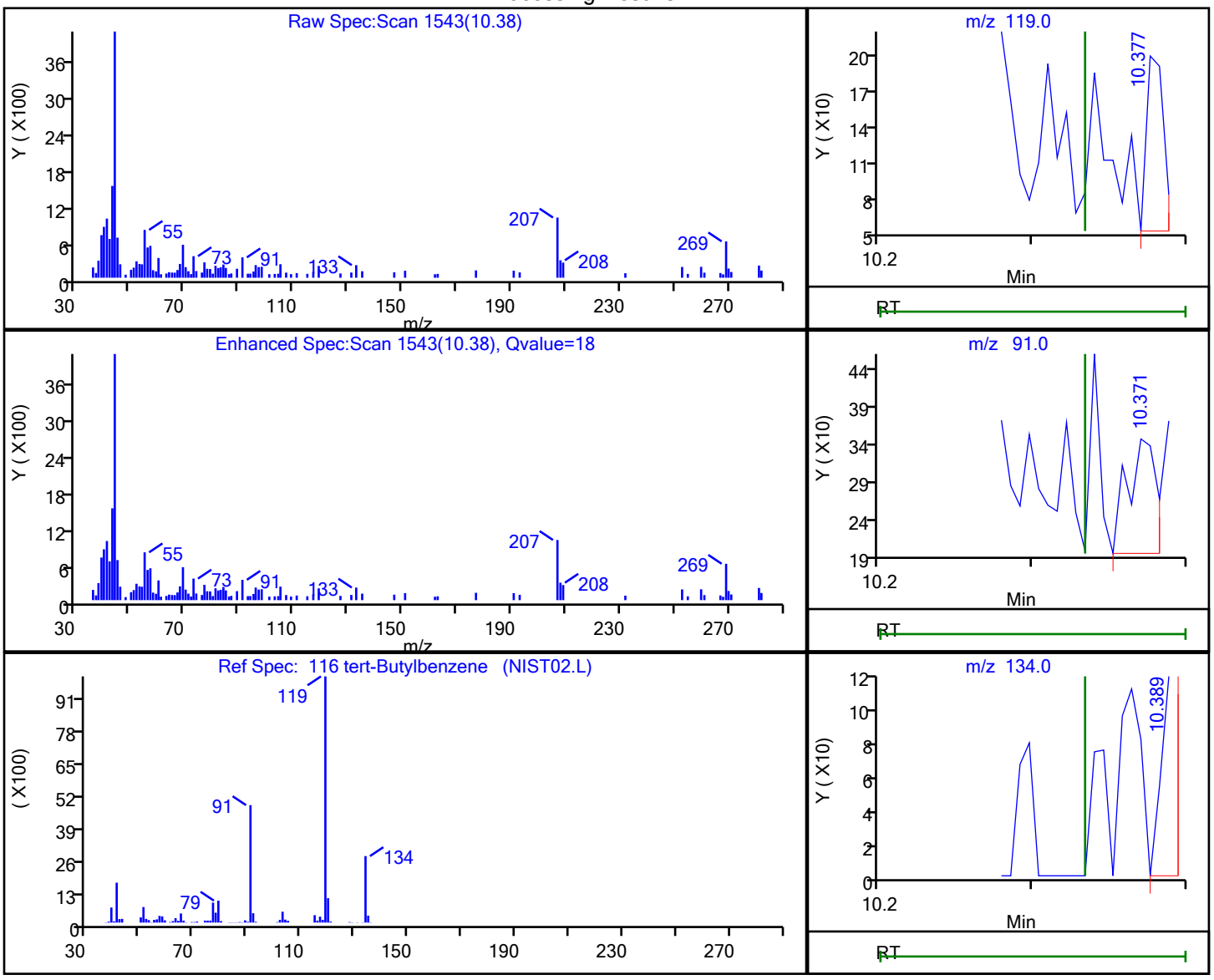

RT	Mass	Response	Amount
10.38	119.00	107	0.124852
10.37	91.00	201	
10.39	134.00	59	

Reviewer: FK2C, 01-Sep-2022 09:51:04
Audit Action: Marked Compound Undetected Audit Reason: Invalid Compound ID

User Disabled Compound Report

Eurofins Edison

Data File: \\chromfs\Edison\ChromData\CVOAMS17\20220901-149891.b\TT59890.D
Injection Date: 01-Sep-2022 08:57:30 Instrument ID: CVOAMS17
Lims ID: STD8
Client ID:
Operator ID: ALS Bottle#: 2 Worklist Smp#: 3
Purge Vol: 5.000 mL Dil. Factor: 1.0000
Method: 8260W_17 Limit Group: VOA - 8260D Water and Solid
Column: DB-624 (0.18 mm) Detector MS Quad

50 Tetrahydrofuran, CAS: 109-99-9

Processing Results

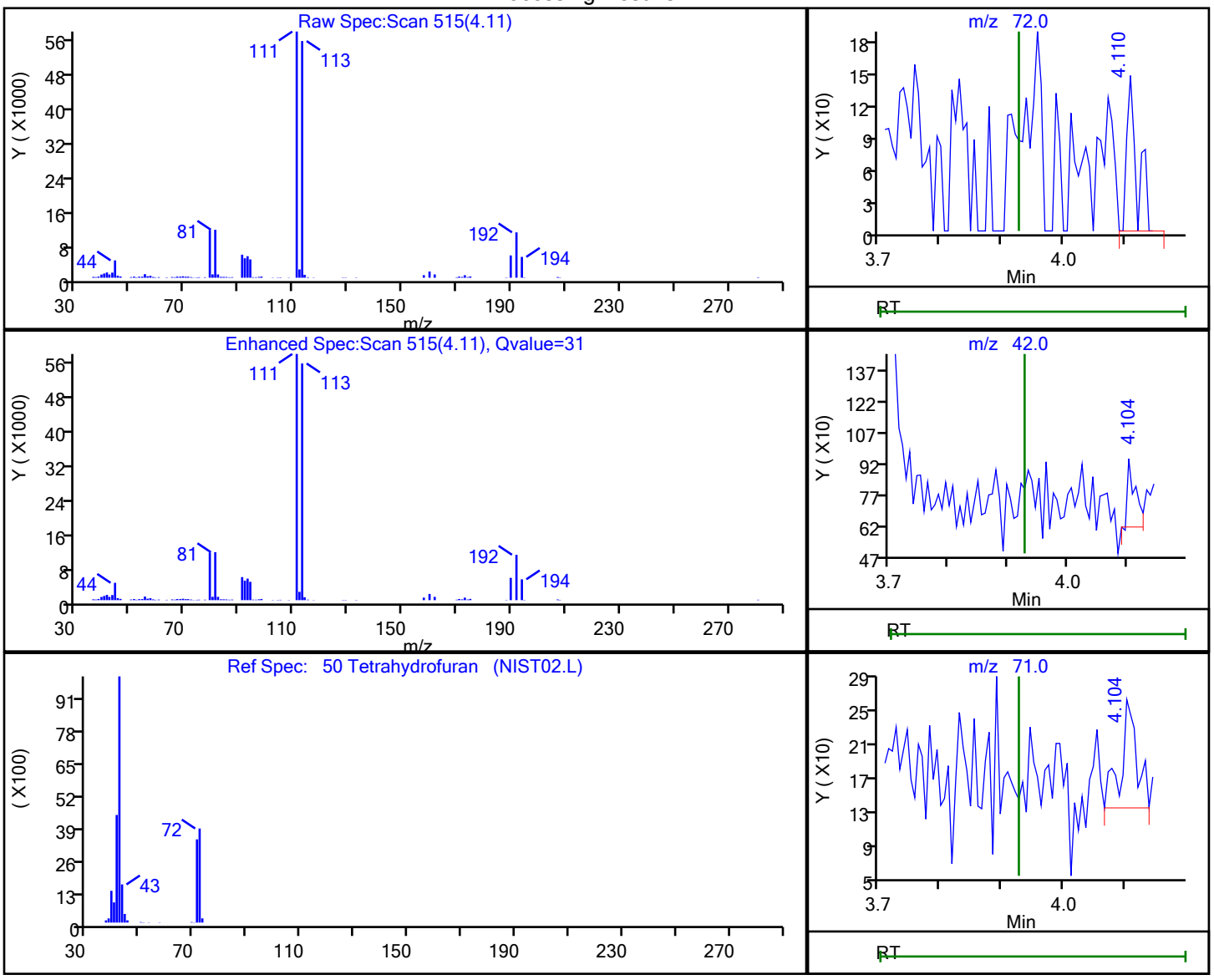

RT	Mass	Response	Amount
4.11	72.00	204	0.487824
4.10	42.00	314	
4.10	71.00	228	

Reviewer: FK2C, 01-Sep-2022 09:51:34
Audit Action: Marked Compound Undetected Audit Reason: Invalid Compound ID

User Disabled Compound Report

Eurofins Edison

Data File: \\chromfs\Edison\ChromData\CVOAMS17\20220901-149891.b\TT59890.D
Injection Date: 01-Sep-2022 08:57:30 Instrument ID: CVOAMS17
Lims ID: STD8
Client ID:
Operator ID: ALS Bottle#: 2 Worklist Smp#: 3
Purge Vol: 5.000 mL Dil. Factor: 1.0000
Method: 8260W_17 Limit Group: VOA - 8260D Water and Solid
Column: DB-624 (0.18 mm) Detector MS Quad

84 Toluene, CAS: 108-88-3

Processing Results

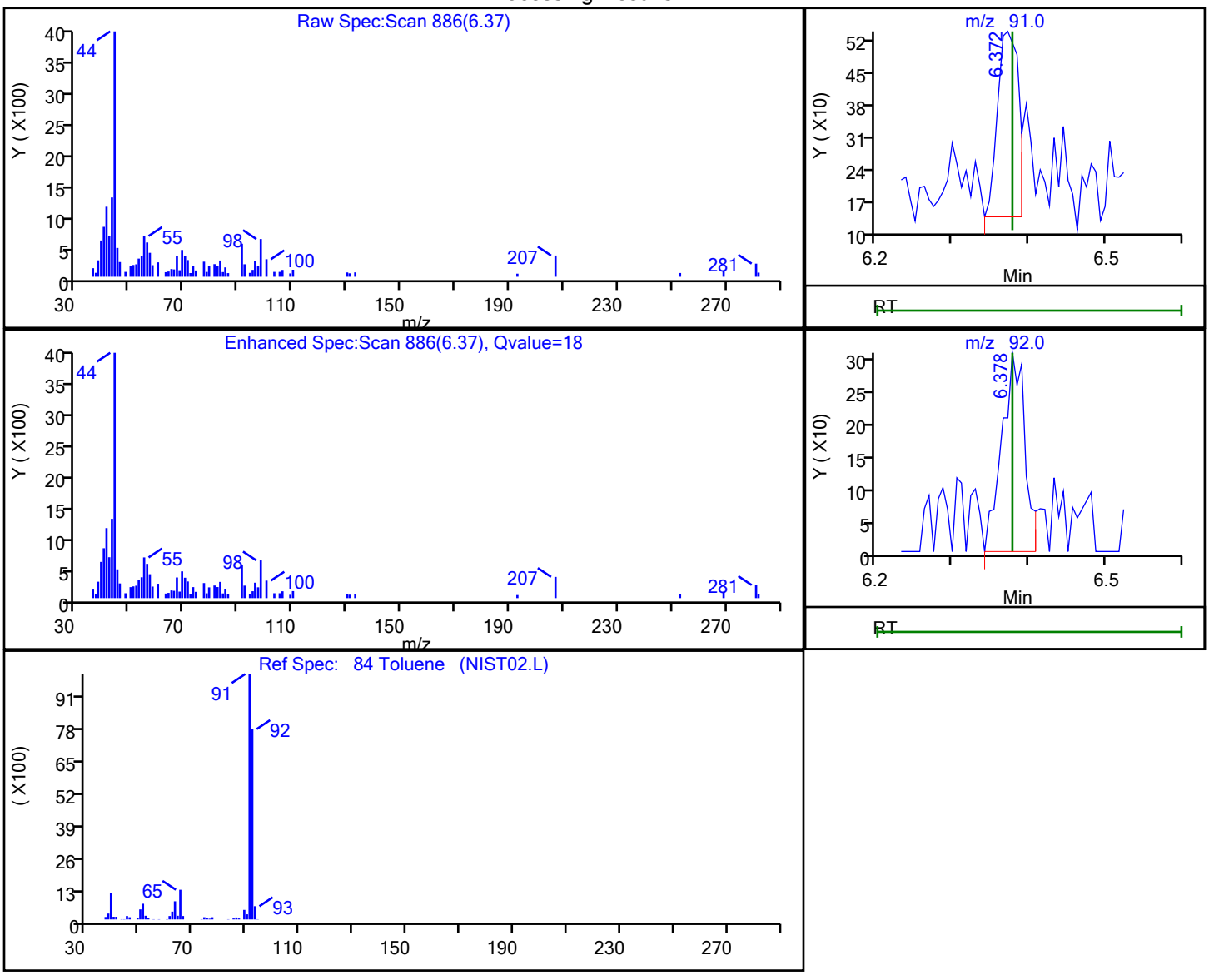

RT	Mass	Response	Amount
6.37	91.00	788	0.043579
6.38	92.00	637	

Reviewer: FK2C, 01-Sep-2022 09:50:38
Audit Action: Marked Compound Undetected Audit Reason: Invalid Compound ID

User Disabled Compound Report

Eurofins Edison

Data File: \\chromfs\Edison\ChromData\CVOAMS17\20220901-149891.b\TT59890.D
Injection Date: 01-Sep-2022 08:57:30 Instrument ID: CVOAMS17
Lims ID: STD8
Client ID:
Operator ID: ALS Bottle#: 2 Worklist Smp#: 3
Purge Vol: 5.000 mL Dil. Factor: 1.0000
Method: 8260W_17 Limit Group: VOA - 8260D Water and Solid
Column: DB-624 (0.18 mm) Detector MS Quad

34 trans-1,2-Dichloroethene, CAS: 156-60-5

Processing Results

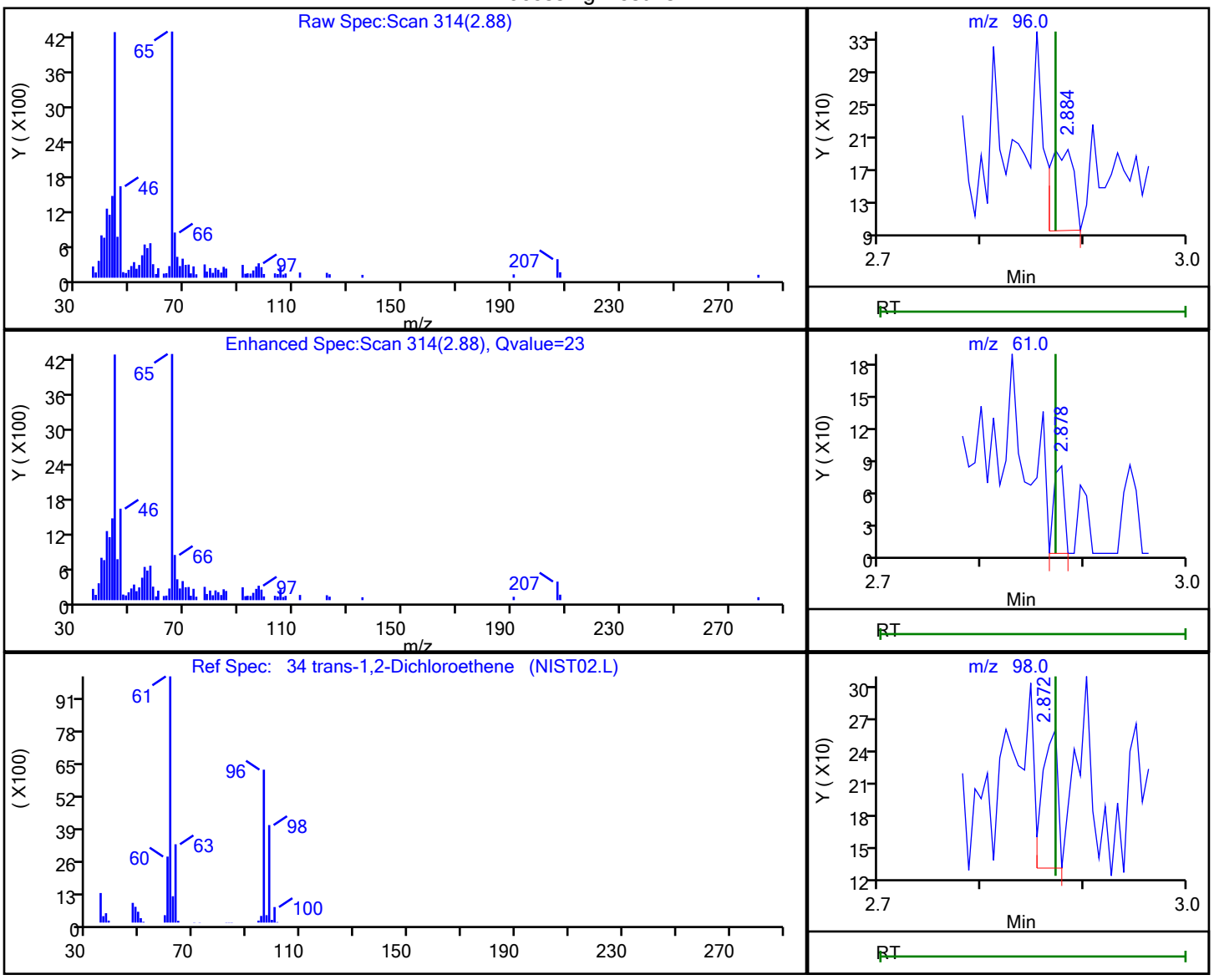

RT	Mass	Response	Amount
2.88	96.00	156	0.030618
2.88	61.00	57	
2.87	98.00	130	

Reviewer: FK2C, 01-Sep-2022 09:49:56
Audit Action: Marked Compound Undetected Audit Reason: Invalid Compound ID

User Disabled Compound Report

Eurofins Edison

Data File: \\chromfs\Edison\ChromData\CVOAMS17\20220901-149891.b\TT59890.D
Injection Date: 01-Sep-2022 08:57:30 Instrument ID: CVOAMS17
Lims ID: STD8
Client ID:
Operator ID: ALS Bottle#: 2 Worklist Smp#: 3
Purge Vol: 5.000 mL Dil. Factor: 1.0000
Method: 8260W_17 Limit Group: VOA - 8260D Water and Solid
Column: DB-624 (0.18 mm) Detector MS Quad

85 trans-1,3-Dichloropropene, CAS: 10061-02-6

Processing Results

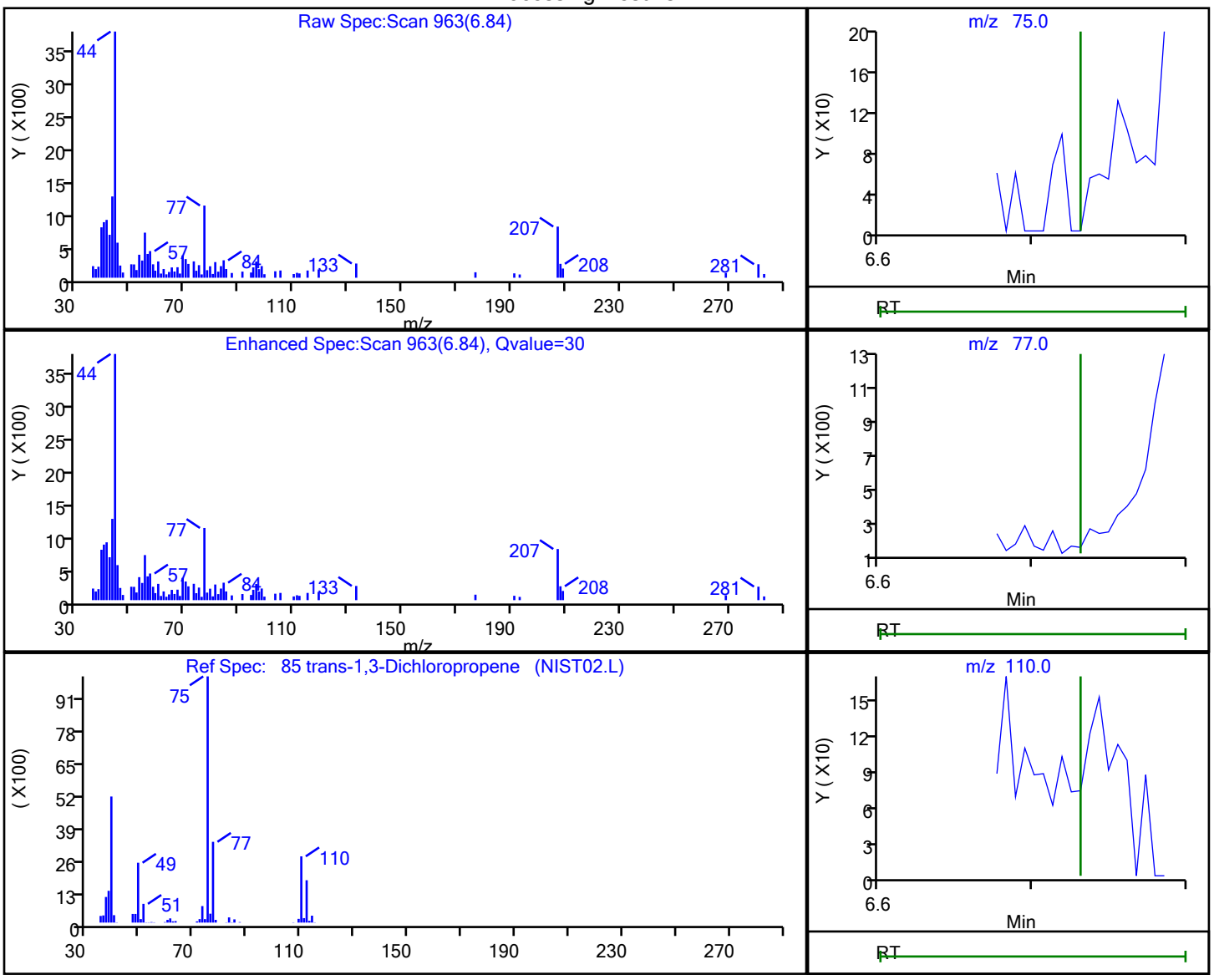

RT	Mass	Response	Amount
6.84	75.00	185	0.028490
6.85	77.00	1019	
6.85	110.00	94	

Reviewer: FK2C, 01-Sep-2022 09:50:39
Audit Action: Marked Compound Undetected Audit Reason: Invalid Compound ID

User Disabled Compound Report

Eurofins Edison

Data File: \\chromfs\Edison\ChromData\CVOAMS17\20220901-149891.b\TT59890.D
Injection Date: 01-Sep-2022 08:57:30 Instrument ID: CVOAMS17
Lims ID: STD8
Client ID:
Operator ID: ALS Bottle#: 2 Worklist Smp#: 3
Purge Vol: 5.000 mL Dil. Factor: 1.0000
Method: 8260W_17 Limit Group: VOA - 8260D Water and Solid
Column: DB-624 (0.18 mm) Detector MS Quad

110 trans-1,4-Dichloro-2-butene, CAS: 110-57-6

Processing Results

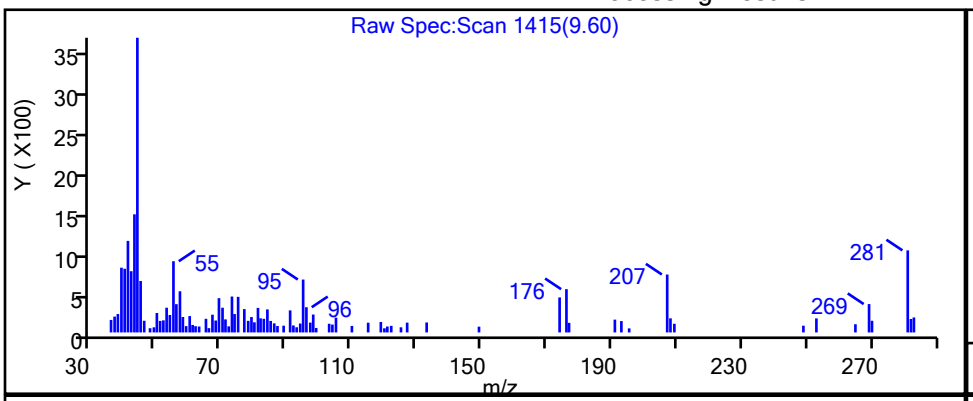

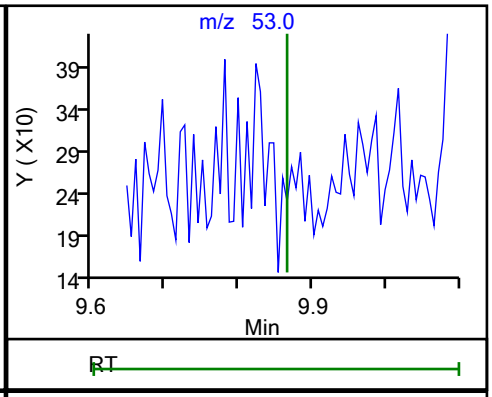

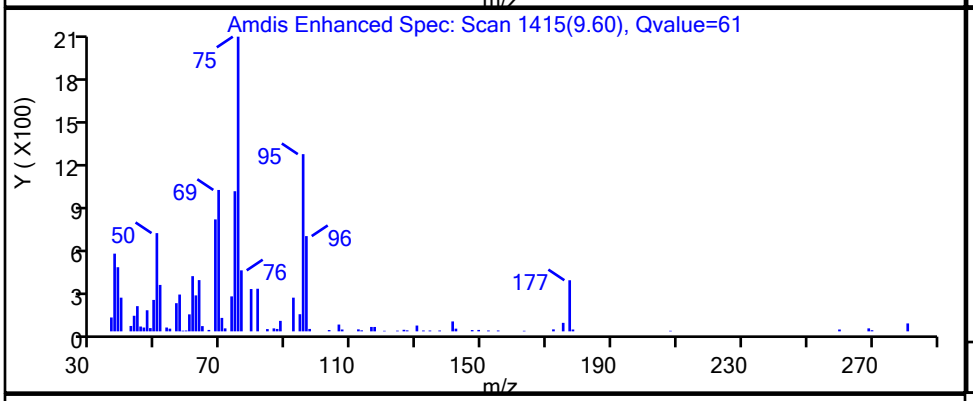

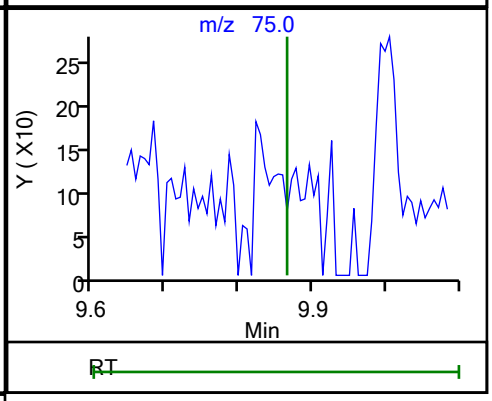

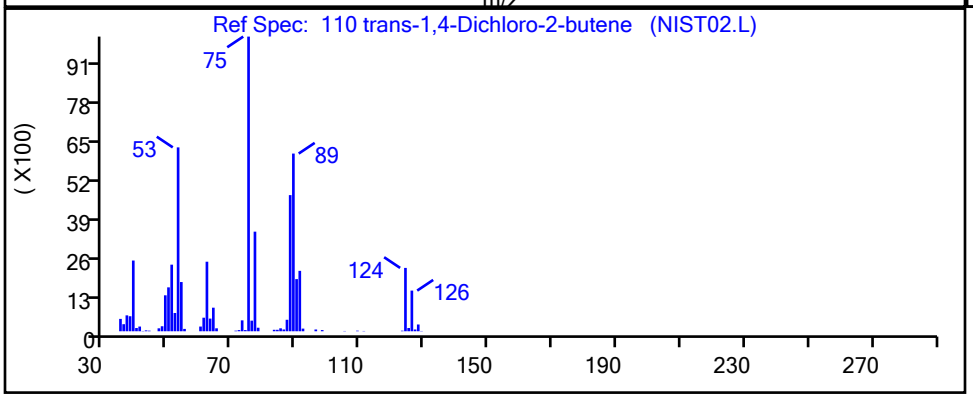

RT	Mass	Response	Amount
9.60	53.00	203	0.582620
9.60	75.00	226	

Reviewer: FK2C, 01-Sep-2022 09:50:58
Audit Action: Marked Compound Undetected Audit Reason: Invalid Compound ID

User Disabled Compound Report

Eurofins Edison

Data File: \\chromfs\Edison\ChromData\CVOAMS17\20220901-149891.b\TT59890.D
Injection Date: 01-Sep-2022 08:57:30 Instrument ID: CVOAMS17
Lims ID: STD8
Client ID:
Operator ID: ALS Bottle#: 2 Worklist Smp#: 3
Purge Vol: 5.000 mL Dil. Factor: 1.0000
Method: 8260W_17 Limit Group: VOA - 8260D Water and Solid
Column: DB-624 (0.18 mm) Detector MS Quad

12 Trichlorofluoromethane, CAS: 75-69-4

Processing Results

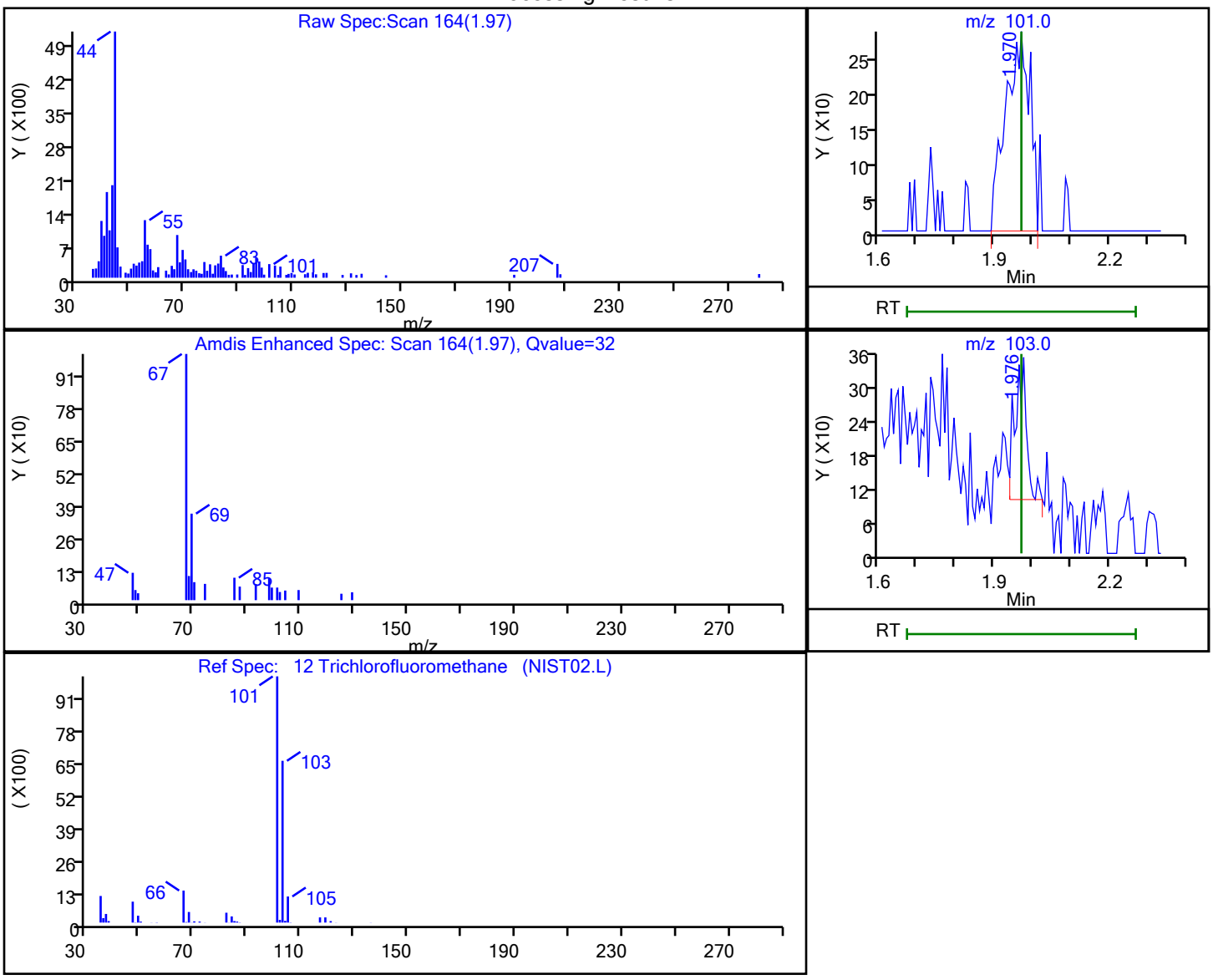

RT	Mass	Response	Amount
1.97	101.00	1246	0.250000
1.98	103.00	516	

Reviewer: FK2C, 01-Sep-2022 09:49:38
Audit Action: Marked Compound Undetected Audit Reason: Invalid Compound ID

User Disabled Compound Report

Eurofins Edison

Data File: \\chromfs\Edison\ChromData\CVOAMS17\20220901-149891.b\TT59890.D
Injection Date: 01-Sep-2022 08:57:30 Instrument ID: CVOAMS17
Lims ID: STD8
Client ID:
Operator ID: ALS Bottle#: 2 Worklist Smp#: 3
Purge Vol: 5.000 mL Dil. Factor: 1.0000
Method: 8260W_17 Limit Group: VOA - 8260D Water and Solid
Column: DB-624 (0.18 mm) Detector MS Quad

39 Vinyl acetate, CAS: 108-05-4

Processing Results

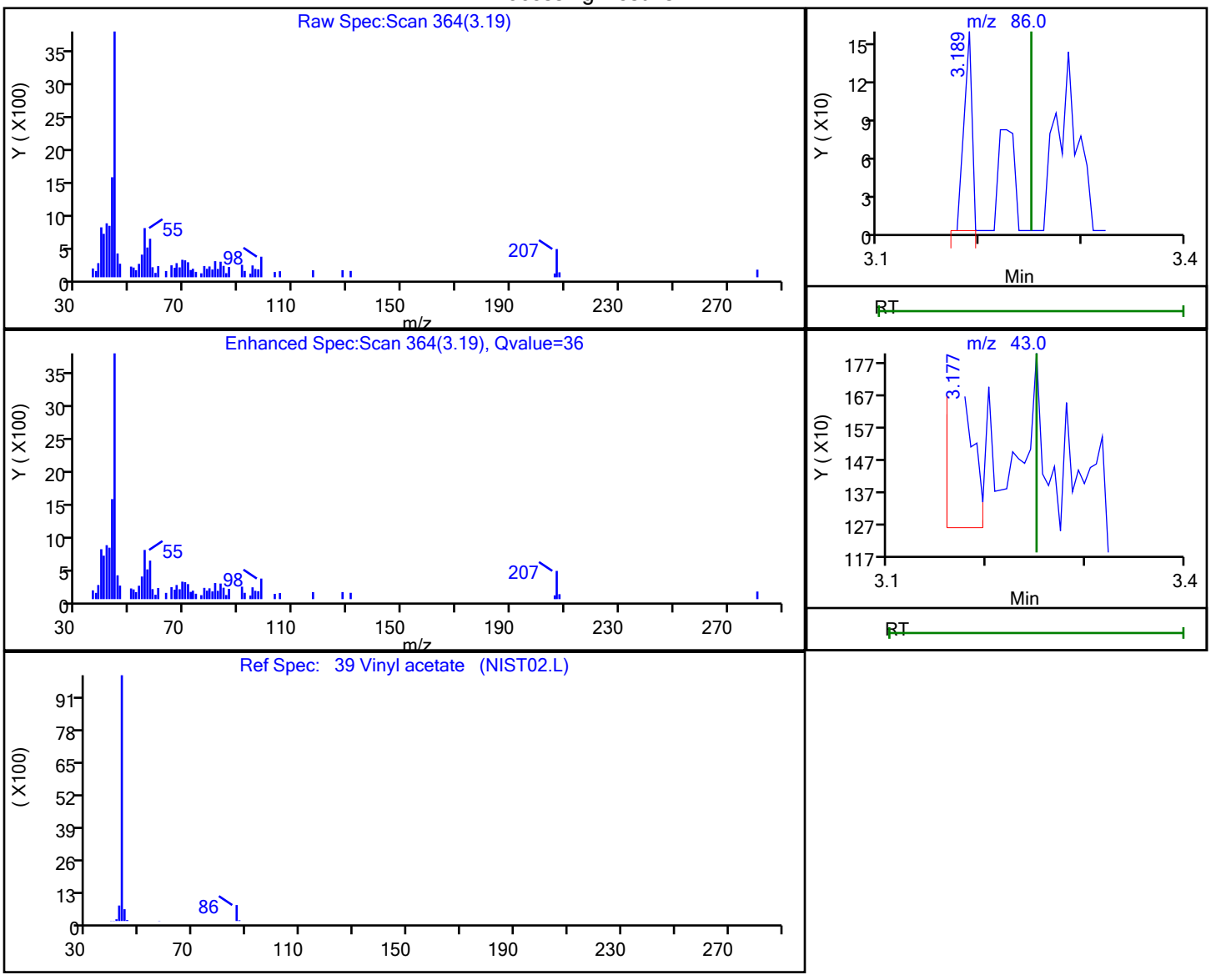

RT	Mass	Response	Amount
3.19	86.00	85	0.079349
3.18	43.00	410	

Reviewer: FK2C, 01-Sep-2022 09:50:00
Audit Action: Marked Compound Undetected Audit Reason: Invalid Compound ID

User Disabled Compound Report

Eurofins Edison

Data File: \\chromfs\Edison\ChromData\CVOAMS17\20220901-149891.b\TT59890.D
Injection Date: 01-Sep-2022 08:57:30 Instrument ID: CVOAMS17
Lims ID: STD8
Client ID:
Operator ID: ALS Bottle#: 2 Worklist Smp#: 3
Purge Vol: 5.000 mL Dil. Factor: 1.0000
Method: 8260W_17 Limit Group: VOA - 8260D Water and Solid
Column: DB-624 (0.18 mm) Detector MS Quad

7 Vinyl chloride, CAS: 75-01-4

Processing Results

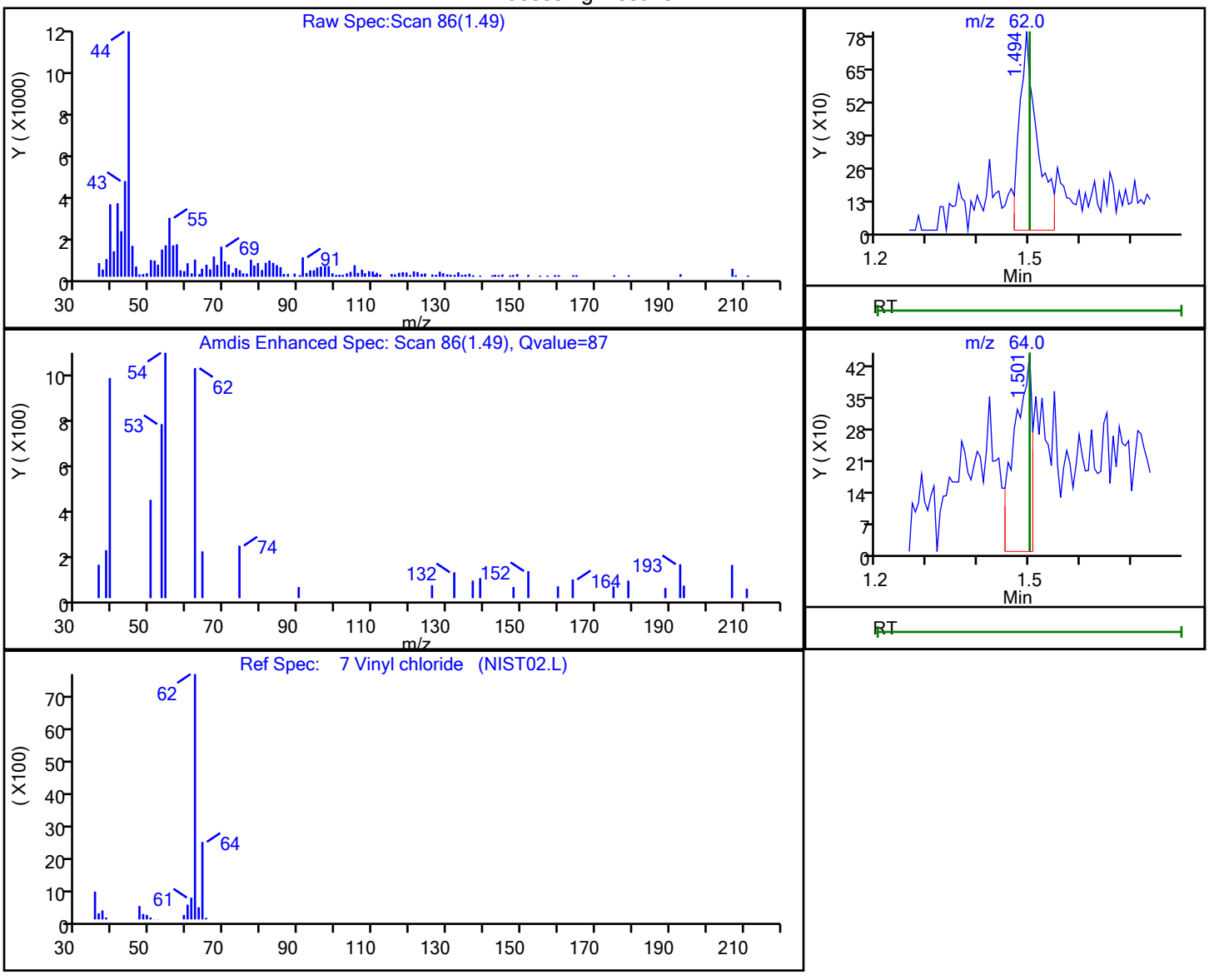

RT	Mass	Response	Amount
1.49	62.00	1919	0.260697
1.50	64.00	1051	

Reviewer: FK2C, 01-Sep-2022 09:49:37
Audit Action: Marked Compound Undetected Audit Reason: Invalid Compound ID

Eurofins Edison
Target Compound Quantitation Report

Data File: \\chromfs\Edison\ChromData\CVOAMS17\20220901-149891.b\TT59891.D
Lims ID: STD05
Client ID:
Sample Type: IC Calib Level: 1
Inject. Date: 01-Sep-2022 09:18:30 ALS Bottle#: 3 Worklist Smp#: 4
Purge Vol: 5.000 mL Dil. Factor: 1.0000
Sample Info: STD05
Misc. Info.: 460-0149891-004
Operator ID: Instrument ID: CVOAMS17
Sublist: chrom-8260W_17*sub2

Method: \\chromfs\Edison\ChromData\CVOAMS17\20220901-149891.b\8260W_17.m
Limit Group: VOA - 8260D Water and Solid
Last Update: 02-Sep-2022 15:15:46 Calib Date: 01-Sep-2022 11:22:30
Integrator: RTE ID Type: Deconvolution ID
Quant Method: Internal Standard Quant By: Initial Calibration
Last ICal File: \\chromfs\Edison\ChromData\CVOAMS17\20220901-149891.b\TT59897.D

Column 1 : DB-624 (0.18 mm) Det: MS Quad
Process Host: CTX1631

First Level Reviewer: FK2C Date: 01-Sep-2022 09:48:58

Compound	Sig	RT (min.)	Exp RT (min.)	Dlt RT (min.)	Q	Response	Cal Amt ug/l	OnCol Amt ug/l	Flags
3 Chlorotrifluoroethene	116	1.239	1.257	-0.018	43	798	0.5000	0.5297	a
2 1,1-Difluoroethane	65	1.263	1.263	0.000	87	1449	0.5000	0.5644	
4 Dichlorodifluoromethane	85	1.269	1.275	-0.006	43	2941	0.5000	0.5100	M
5 Chlorodifluoromethane	67	1.287	1.293	-0.006	92	546	0.5000	0.5303	a
6 Chloromethane	50	1.428	1.427	0.001	96	3817	0.5000	0.4465	
7 Vinyl chloride	62	1.507	1.501	0.006	69	3104	0.5000	0.4897	
8 Butadiene	54	1.513	1.507	0.006	97	3041	0.5000	0.4597	
9 Bromomethane	94	1.751	1.744	0.007	85	1668	0.5000	0.4496	
10 Chloroethane	64	1.799	1.793	0.006	58	2318	0.5000	0.5654	M
11 Dichlorofluoromethane	67	1.964	1.958	0.006	95	4486	0.5000	0.4355	
13 Pentane	72	1.958	1.964	-0.006	95	849	1.00	1.11	M
12 Trichlorofluoromethane	101	1.964	1.970	-0.006	42	3667	0.5000	0.5277	a
15 Ethyl ether	74	2.141	2.128	0.013	40	1574	0.5000	0.5410	a
16 2-Methyl-1,3-butadiene	53	2.141	2.147	-0.006	91	2026	0.5000	0.4792	
17 1,2-Dichloro-1,1,2-trifluoroetha	117	2.196	2.196	0.000	73	2323	0.5000	0.5816	
18 1,1,1-Trifluoro-2,2-dichloroetha	83	2.251	2.238	0.012	43	3422	0.5000	0.5188	
19 Acrolein	56	2.287	2.287	0.000	42	239	2.00	0.8753	a
20 1,1,2-Trichloro-1,2,2-trifluoroe	101	2.305	2.299	0.006	85	2333	0.5000	0.5350	
21 1,1-Dichloroethene	96	2.324	2.311	0.013	95	2126	0.5000	0.4963	
22 Acetone	43	2.403	2.397	0.006	20	4823	2.50	3.14	Ma
23 Iodomethane	142	2.452	2.452	0.000	100	3861	0.5000	0.4839	
24 Carbon disulfide	76	2.488	2.476	0.012	100	9858	0.5000	0.5419	
26 3-Chloro-1-propene	76	2.586	2.592	-0.006	87	1514	0.5000	0.4612	
28 Cyclopentene	67	2.610	2.604	0.006	88	5645	0.5000	0.4994	
27 Methyl acetate	43	2.616	2.604	0.012	70	3707	1.00	1.01	
29 Acetonitrile	40	2.738	2.671	0.067	20	1820	5.00	6.73	M
30 Methylene Chloride	84	2.714	2.708	0.006	33	3272	0.5000	0.5688	
* 31 TBA-d9 (IS)	66	2.738	2.726	0.012	0	41672	1000.0	1000.0	
32 2-Methyl-2-propanol	59	2.793	2.793	0.000	34	2860	5.00	5.90	Ma
33 Methyl tert-butyl ether	73	2.848	2.854	-0.006	96	6436	0.5000	0.4483	M

Compound	Sig	RT (min.)	Exp RT (min.)	Dlt RT (min.)	Q	Response	Cal Amt ug/l	OnCol Amt ug/l	Flags
34 trans-1,2-Dichloroethene	96	2.866	2.872	-0.006	95	2554	0.5000	0.5229	
35 Acrylonitrile	53	2.946	2.945	0.001	92	9253	5.00	4.92	
36 Hexane	57	3.013	3.006	0.007	61	3726	0.5000	0.6130	
37 Isopropyl ether	45	3.214	3.208	0.006	86	8959	0.5000	0.5050	
38 1,1-Dichloroethane	63	3.232	3.232	0.000	97	4799	0.5000	0.5091	
39 Vinyl acetate	86	3.263	3.250	0.012	99	1079	1.00	1.25	
40 2-Chloro-1,3-butadiene	88	3.269	3.275	-0.006	95	2189	0.5000	0.5278	
41 Tert-butyl ethyl ether	59	3.494	3.500	-0.006	85	8171	0.5000	0.4989	
* 42 2-Butanone-d5	46	3.689	3.689	0.000	0	313493	250.0	250.0	
43 2,2-Dichloropropane	97	3.683	3.695	-0.012	51	1120	0.5000	0.5737	
44 cis-1,2-Dichloroethene	96	3.708	3.714	-0.006	91	2418	0.5000	0.4572	
45 2-Butanone (MEK)	72	3.744	3.738	0.006	95	1630	2.50	3.12	a
47 Methyl acrylate	55	3.793	3.787	0.006	51	2699	0.5000	0.6103	Ma
48 Propionitrile	54	3.884	3.866	0.018	50	3241	5.00	5.31	
49 Chlorobromomethane	128	3.921	3.921	0.000	93	1250	0.5000	0.4872	
50 Tetrahydrofuran	72	3.921	3.927	-0.006	50	745	1.00	1.20	a
51 Methacrylonitrile	67	3.945	3.951	-0.006	94	8335	5.00	4.42	
52 Chloroform	83	3.976	3.976	0.000	96	4001	0.5000	0.4515	
53 Cyclohexane	84	4.092	4.091	0.001	91	3270	0.5000	0.5130	
54 1,1,1-Trichloroethane	97	4.098	4.104	-0.006	75	3988	0.5000	0.5343	
$ 55 Dibromofluoromethane (Surr)	113	4.122	4.122	0.000	96	144768	50.0	50.4	
56 Carbon tetrachloride	117	4.207	4.213	-0.006	71	3160	0.5000	0.4979	M
57 1,1-Dichloropropene	75	4.244	4.244	0.000	89	3244	0.5000	0.5010	
58 Isobutyl alcohol	43	4.396	4.390	0.006	41	4062	12.5	13.5	a
59 Isooctane	57	4.403	4.402	0.001	94	8847	0.5000	0.5289	
60 Benzene	78	4.427	4.427	0.000	53	9062	0.5000	0.4824	
$ 61 1,2-Dichloroethane-d4 (Surr)	65	4.451	4.445	0.006	0	173554	50.0	48.2	
62 Tert-amyl methyl ether	73	4.500	4.494	0.006	83	7070	0.5000	0.4241	
63 Isopropyl acetate	61	4.512	4.506	0.006	83	1361	0.5000	0.5011	
64 1,2-Dichloroethane	62	4.524	4.518	0.006	94	3639	0.5000	0.5300	
65 n-Heptane	100	4.579	4.585	-0.006	86	644	0.5000	0.6515	
* 66 Fluorobenzene	96	4.701	4.701	0.000	98	553861	50.0	50.0	
68 Trichloroethene	95	5.043	5.043	0.000	92	2246	0.5000	0.4667	
69 Methylcyclohexane	83	5.152	5.152	0.000	94	4227	0.5000	0.5713	
70 Ethyl acrylate	99	5.171	5.171	0.000	83	484	0.5000	0.7145	a
71 1,2-Dichloropropane	63	5.317	5.317	0.000	86	2652	0.5000	0.5139	
* 72 1,4-Dioxane-d8	96	5.384	5.384	0.000	0	21603	1000.0	1000.0	
73 Methyl methacrylate	100	5.408	5.402	0.006	96	986	1.00	0.9113	
75 1,4-Dioxane	88	5.451	5.439	0.012	36	455	25.0	14.0	a
74 Dibromomethane	93	5.433	5.439	-0.006	94	1563	0.5000	0.5030	
76 n-Propyl acetate	43	5.457	5.463	-0.006	29	4183	0.5000	0.6019	M
77 Dichlorobromomethane	83	5.597	5.591	0.006	98	2650	0.5000	0.4100	
78 2-Nitropropane	41	5.927	5.920	0.007	79	1843	1.00	1.27	M
79 2-Chloroethyl vinyl ether	63	5.927	5.926	0.001	79	1529	0.5012	0.5040	
80 Epichlorohydrin	57	6.024	6.024	0.000	94	4094	10.0	9.49	
81 cis-1,3-Dichloropropene	75	6.073	6.073	0.000	93	3585	0.5000	0.4715	
82 4-Methyl-2-pentanone (MIBK)	58	6.244	6.244	0.000	96	4069	2.50	2.24	
$ 83 Toluene-d8 (Surr)	98	6.305	6.304	0.001	98	486467	50.0	49.9	
84 Toluene	91	6.384	6.378	0.006	94	9192	0.5000	0.5022	
85 trans-1,3-Dichloropropene	75	6.731	6.731	0.000	97	3301	0.5000	0.4826	
86 Ethyl methacrylate	69	6.774	6.774	0.000	87	3128	0.5000	0.5024	
87 1,1,2-Trichloroethane	83	6.945	6.938	0.007	87	1613	0.5000	0.4657	

Compound	Sig	RT (min.)	Exp RT (min.)	Dlt RT (min.)	Q	Response	Cal Amt ug/l	OnCol Amt ug/l	Flags
88 Tetrachloroethene	166	6.963	6.969	-0.006	94	1949	0.5000	0.4770	
89 1,3-Dichloropropane	76	7.140	7.140	0.000	94	3112	0.5000	0.4738	
90 2-Hexanone	43	7.219	7.219	0.000	98	7626	2.50	2.47	
91 n-Butyl acetate	43	7.341	7.335	0.006	92	4071	0.5000	0.5071	
92 Chlorodibromomethane	129	7.359	7.359	0.000	96	2065	0.5000	0.4768	
93 Ethylene Dibromide	107	7.506	7.505	0.001	89	1988	0.5000	0.5178	
* 94 Chlorobenzene-d5	117	8.042	8.042	0.000	90	378772	50.0	50.0	
95 Chlorobenzene	112	8.079	8.079	0.001	94	5312	0.5000	0.4698	
96 Ethylbenzene	106	8.188	8.188	0.000	100	2976	0.5000	0.4720	
97 1,1,1,2-Tetrachloroethane	131	8.207	8.207	0.000	93	2060	0.5000	0.4489	
98 m-Xylene & p-Xylene	106	8.347	8.347	0.000	0	3700	0.5000	0.4751	
99 o-Xylene	106	8.865	8.859	0.006	92	3785	0.5000	0.4651	
100 n-Butyl acrylate	73	8.883	8.877	0.006	98	2006	0.5000	0.4875	
101 Styrene	104	8.902	8.902	0.000	94	6131	0.5000	0.4718	
102 Bromoform	173	9.158	9.158	0.000	96	1231	0.5000	0.4249	
103 Amyl acetate (mixed isomers)	43	9.182	9.182	0.000	86	5038	0.5000	0.4601	
104 Isopropylbenzene	105	9.328	9.328	0.000	98	9126	0.5000	0.4448	
$ 105 4-Bromofluorobenzene	174	9.560	9.560	0.000	85	151153	50.0	51.4	
106 Bromobenzene	156	9.706	9.706	0.000	95	2324	0.5000	0.4577	
107 1,1,2,2-Tetrachloroethane	83	9.792	9.785	0.007	98	2846	0.5000	0.4785	
108 N-Propylbenzene	91	9.810	9.804	0.006	98	11911	0.5000	0.4522	
109 1,2,3-Trichloropropane	110	9.834	9.834	0.000	94	1104	0.5000	0.6464	
110 trans-1,4-Dichloro-2-butene	53	9.871	9.865	0.006	63	992	0.5000	0.5930	a
111 2-Chlorotoluene	91	9.914	9.914	0.000	96	8161	0.5000	0.4446	
112 4-Ethyltoluene	105	9.938	9.938	0.000	98	9590	0.5000	0.4494	
113 1,3,5-Trimethylbenzene	105	10.017	10.017	0.000	90	8171	0.5000	0.4425	
114 4-Chlorotoluene	91	10.048	10.048	0.000	98	8787	0.5000	0.4810	
115 Butyl Methacrylate	87	10.151	10.151	0.000	96	3376	0.5000	0.4628	
116 tert-Butylbenzene	119	10.334	10.334	0.000	92	6017	0.5000	0.4269	
117 1,2,4-Trimethylbenzene	105	10.401	10.401	0.000	96	9004	0.5000	0.4623	
118 sec-Butylbenzene	105	10.554	10.554	0.000	97	9852	0.5000	0.4272	
119 1,3-Dichlorobenzene	146	10.688	10.682	0.006	93	4474	0.5000	0.4504	
120 4-Isopropyltoluene	119	10.700	10.700	0.000	96	8285	0.5000	0.4244	
* 121 1,4-Dichlorobenzene-d4	152	10.755	10.755	0.000	98	222936	50.0	50.0	
122 1,4-Dichlorobenzene	146	10.779	10.779	0.000	93	4655	0.5000	0.4611	
123 1,2,3-Trimethylbenzene	105	10.810	10.810	0.000	98	9064	0.5000	0.4506	
124 Benzyl chloride	91	10.926	10.926	0.000	97	5398	0.5000	0.4541	
125 2,3-Dihydroindene	117	10.981	10.986	-0.005	95	8465	0.5000	0.4485	
126 p-Diethylbenzene	119	11.060	11.060	0.000	91	4871	0.5000	0.4612	
127 n-Butylbenzene	92	11.084	11.084	0.000	98	5474	0.5000	0.4817	
128 1,2-Dichlorobenzene	146	11.121	11.121	0.000	92	4546	0.5000	0.4546	
129 1,2,4,5-Tetramethylbenzene	119	11.736	11.736	0.000	97	8664	0.5000	0.4468	
130 1,2-Dibromo-3-Chloropropane	157	11.816	11.822	-0.006	86	579	0.5000	0.4811	
131 1,3,5-Trichlorobenzene	180	11.938	11.938	0.000	94	3726	0.5000	0.4693	
132 1,2,4-Trichlorobenzene	180	12.438	12.437	0.001	91	3445	0.5000	0.4613	
133 Hexachlorobutadiene	225	12.529	12.529	0.000	90	1658	0.5000	0.5028	
134 Naphthalene	128	12.633	12.633	0.001	99	8582	0.5000	0.4633	
135 1,2,3-Trichlorobenzene	180	12.816	12.815	0.001	94	3407	0.5000	0.4797	
S 136 1,2-Dichloroethene, Total	100				0		1.00	0.9801	
S 137 Xylenes, Total	100				0		1.00	0.9403	
S 139 1,3-Dichloropropene, Total	1				0		1.00	0.9541	
S 140 Total BTEX	1				0		2.50	2.40	

QC Flag Legend

Processing Flags

Review Flags

M - Manually Integrated

a - User Assigned ID

Reagents:

524freon_00056	Amount Added:	5.00	Units: uL	
ACROLEIN W_00143	Amount Added:	2.00	Units: uL	
8260MIX1COMB_00158	Amount Added:	5.00	Units: uL	
14DIOXINTER_00145	Amount Added:	15.00	Units: uL	
GASES Li_00491	Amount Added:	5.00	Units: uL	
VOA6IS/SURR_00060	Amount Added:	5.00	Units: uL	Run Reagent

Report Date: 02-Sep-2022 15:15:46 Chrom Revision: 2.3 30-Aug-2022 19:06:20

Eurofins Edison

Data File: \\chromfs\Edison\ChromData\CVOAMS17\20220901-149891.b\TT59891.D

Injection Date: 01-Sep-2022 09:18:30 Instrument ID: CVOAMS17

Lims ID: STD05

Client ID:

Operator ID: ALS Bottle#: 3 Worklist Smp#: 4

Purge Vol: 5.000 mL Dil. Factor: 1.0000

Method: 8260W_17 Limit Group: VOA - 8260D Water and Solid

Column: DB-624 (0.18 mm)

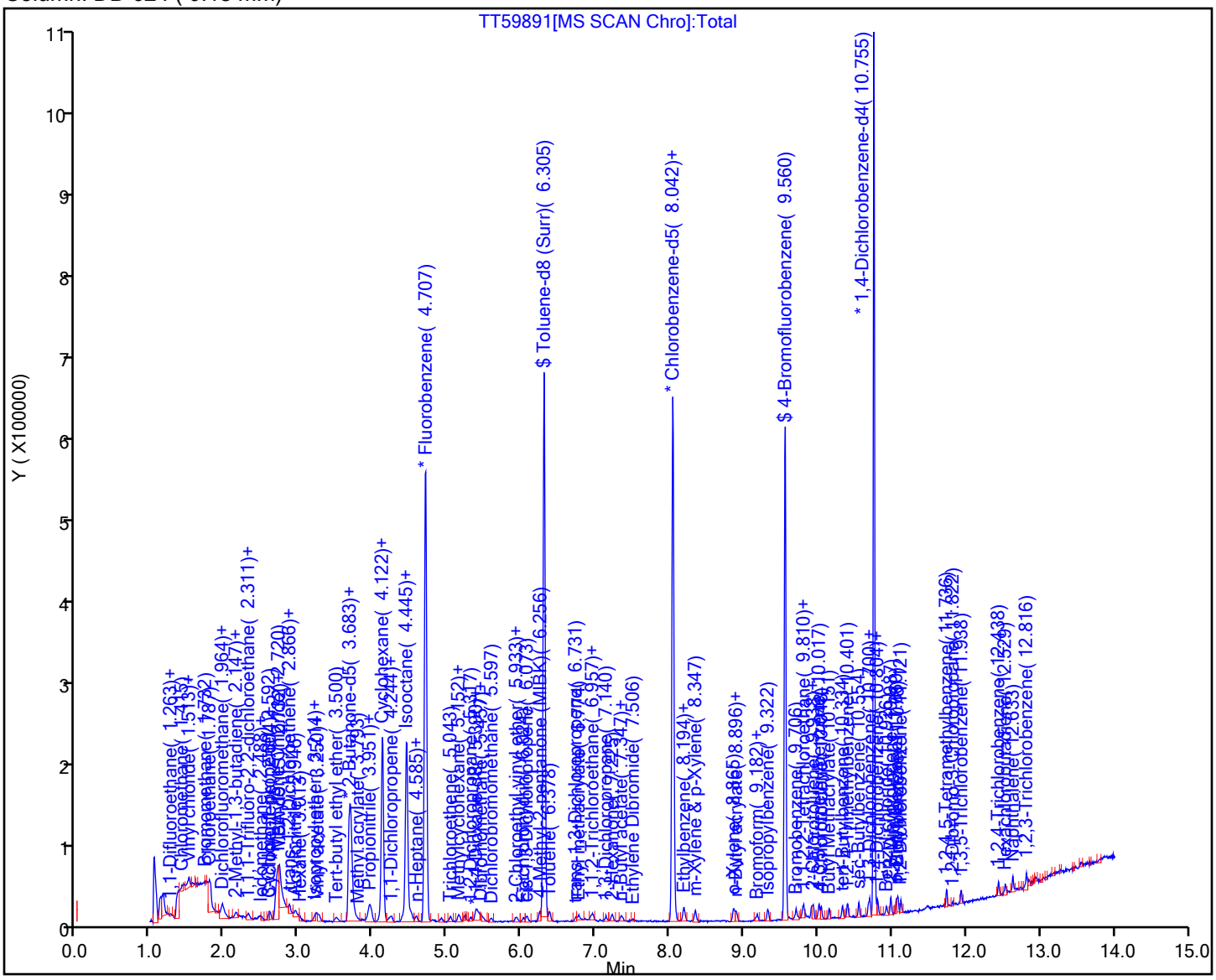

Manual Integration/User Assign Peak Report

Eurofins Edison

Data File: \\chromfs\Edison\ChromData\CVOAMS17\20220901-149891.b\TT59891.D
Injection Date: 01-Sep-2022 09:18:30 Instrument ID: CVOAMS17
Lims ID: STD05
Client ID:
Operator ID: ALS Bottle#: 3 Worklist Smp#: 4
Purge Vol: 5.000 mL Dil. Factor: 1.0000
Method: 8260W_17 Limit Group: VOA - 8260D Water and Solid
Column: DB-624 (0.18 mm) Detector MS Quad

3 Chlorotrifluoroethene, CAS: 79-38-9

Signal: 1

Processing Integration Results

RT: 1.04
Area: 837
Amount: 0.552580
Amount Units: ug/l

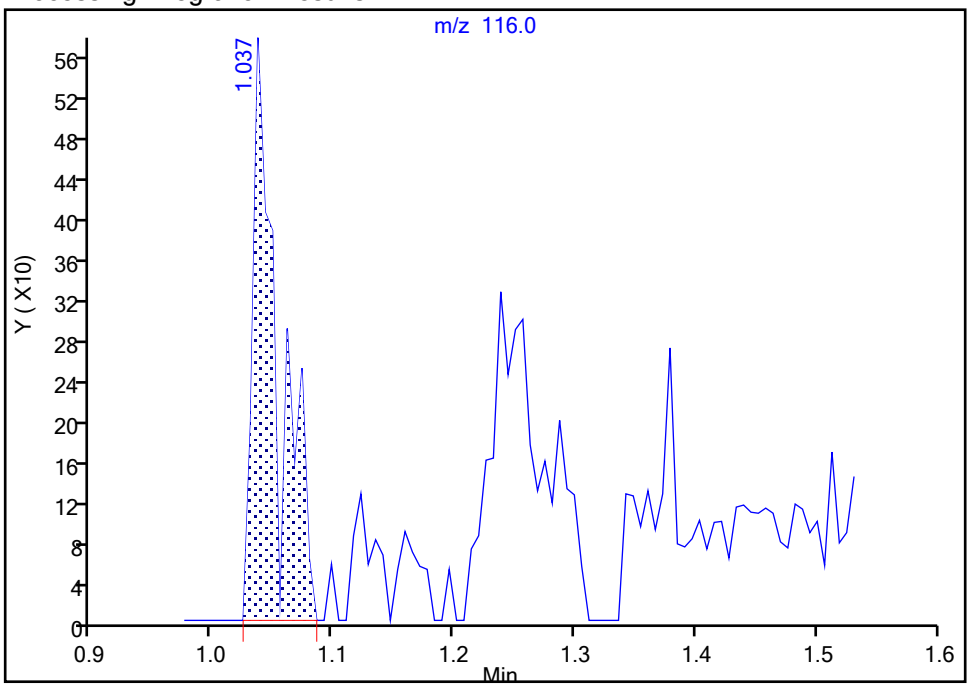

Manual Integration Results

RT: 1.24
Area: 798
Amount: 0.529740
Amount Units: ug/l

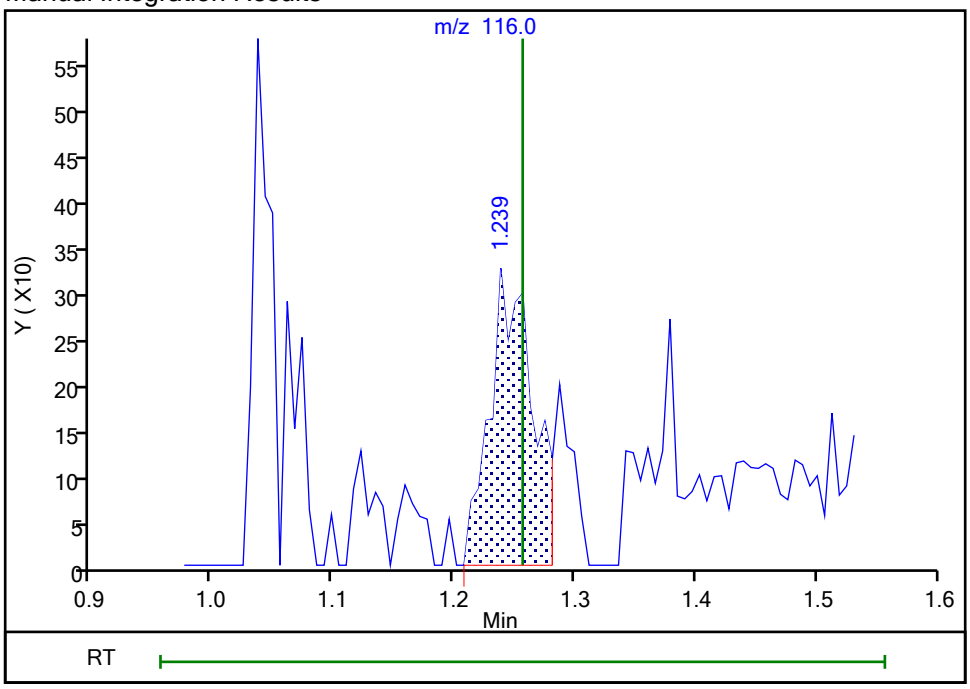

Reviewer: FK2C, 01-Sep-2022 10:11:25
Audit Action: Assigned Compound ID Audit Reason: Peak assignment corrected

Eurofins Edison

Data File: \\chromfs\Edison\ChromData\CVOAMS17\20220901-149891.b\TT59891.D
Injection Date: 01-Sep-2022 09:18:30 Instrument ID: CVOAMS17
Lims ID: STD05
Client ID:
Operator ID: ALS Bottle#: 3 Worklist Smp#: 4
Purge Vol: 5.000 mL Dil. Factor: 1.0000
Method: 8260W_17 Limit Group: VOA - 8260D Water and Solid
Column: DB-624 (0.18 mm) Detector MS Quad

4 Dichlorodifluoromethane, CAS: 75-71-8

Signal: 1

Processing Integration Results

RT: 1.29
Area: 783
Amount: 0.500000
Amount Units: ug/l

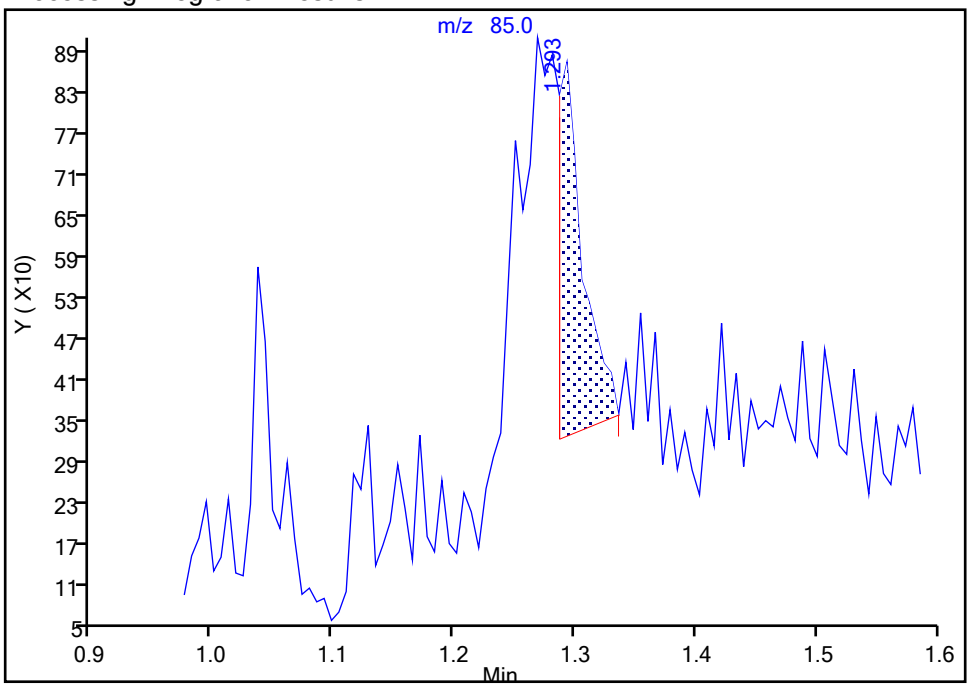

Manual Integration Results

RT: 1.27
Area: 2941
Amount: 0.509981
Amount Units: ug/l

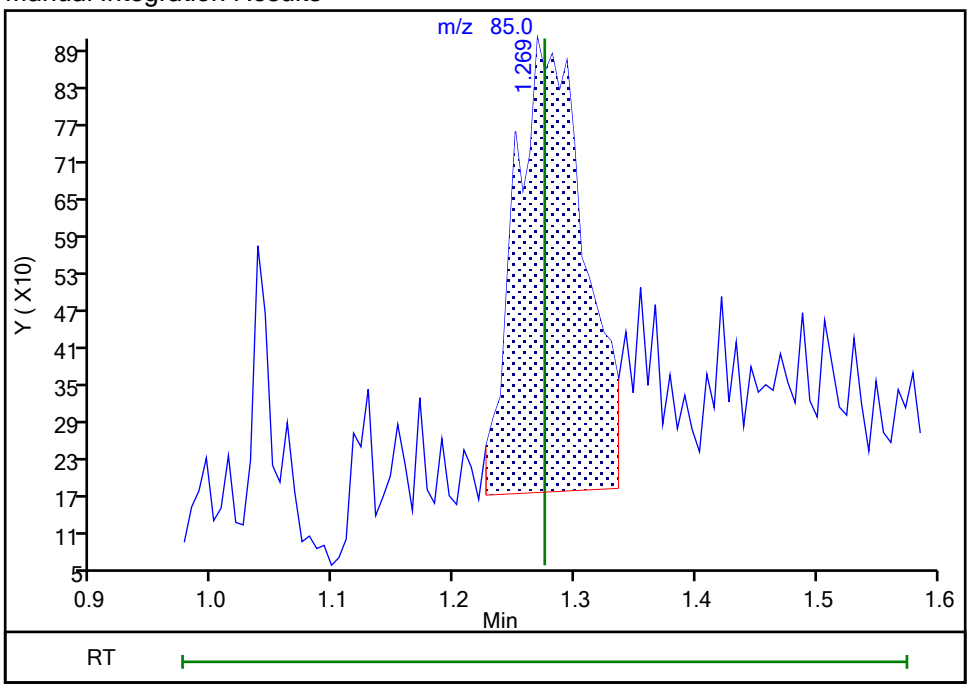

Reviewer: FK2C, 01-Sep-2022 10:11:39
Audit Action: Manually Integrated Audit Reason: Incomplete Integration

Manual Integration/User Assign Peak Report

Eurofins Edison

Data File: \\chromfs\Edison\ChromData\CVOAMS17\20220901-149891.b\TT59891.D
Injection Date: 01-Sep-2022 09:18:30 Instrument ID: CVOAMS17
Lims ID: STD05
Client ID:
Operator ID: ALS Bottle#: 3 Worklist Smp#: 4
Purge Vol: 5.000 mL Dil. Factor: 1.0000
Method: 8260W_17 Limit Group: VOA - 8260D Water and Solid
Column: DB-624 (0.18 mm) Detector MS Quad

5 Chlorodifluoromethane, CAS: 75-45-6

Signal: 1

Not Detected
Expected RT: 1.29

Processing Integration Results

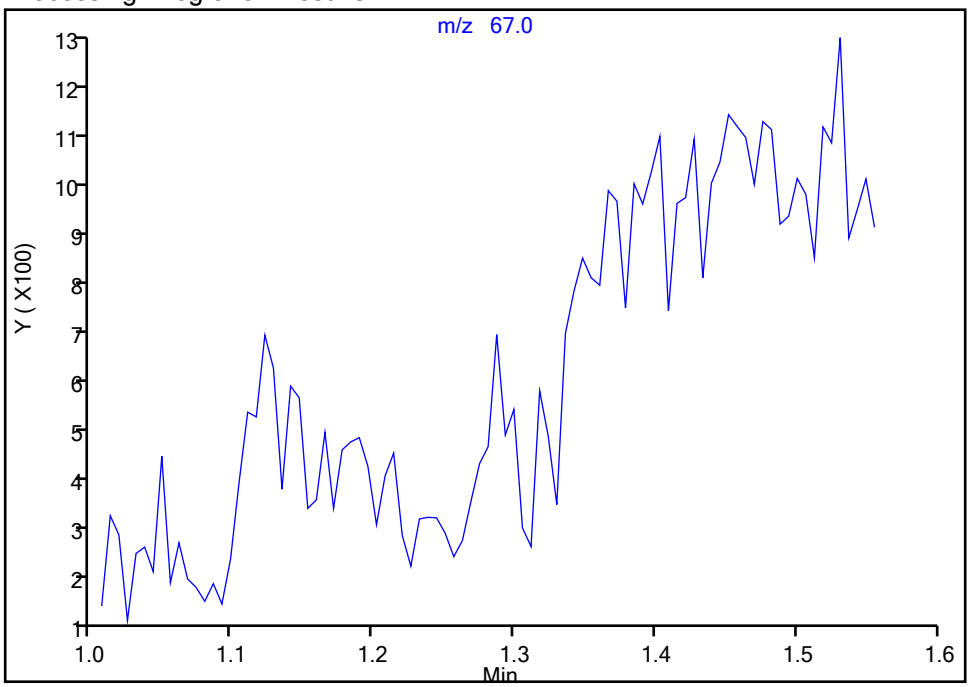

Manual Integration Results

RT: 1.29
Area: 546
Amount: 0.530261
Amount Units: ug/l

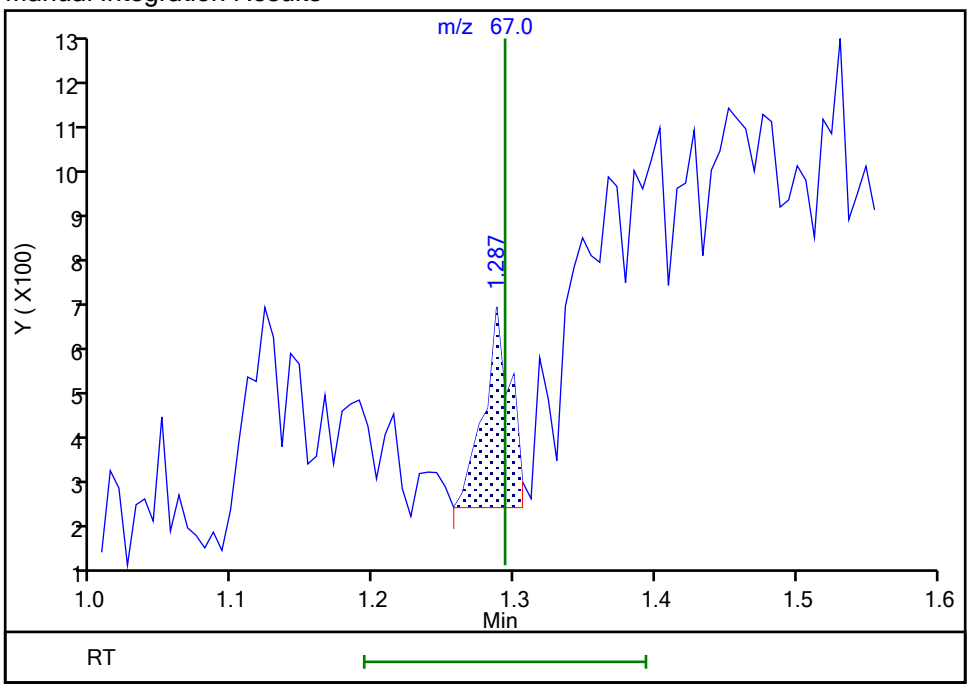

Reviewer: FK2C, 01-Sep-2022 10:11:43
Audit Action: Assigned Compound ID Audit Reason: Incomplete Integration

Manual Integration/User Assign Peak Report

Eurofins Edison

Data File: \\chromfs\Edison\ChromData\CVOAMS17\20220901-149891.b\TT59891.D
Injection Date: 01-Sep-2022 09:18:30 Instrument ID: CVOAMS17
Lims ID: STD05
Client ID:
Operator ID: ALS Bottle#: 3 Worklist Smp#: 4
Purge Vol: 5.000 mL Dil. Factor: 1.0000
Method: 8260W_17 Limit Group: VOA - 8260D Water and Solid
Column: DB-624 (0.18 mm) Detector MS Quad

10 Chloroethane, CAS: 75-00-3

Signal: 1

Processing Integration Results

RT: 1.80
Area: 3526
Amount: 0.500000
Amount Units: ug/l

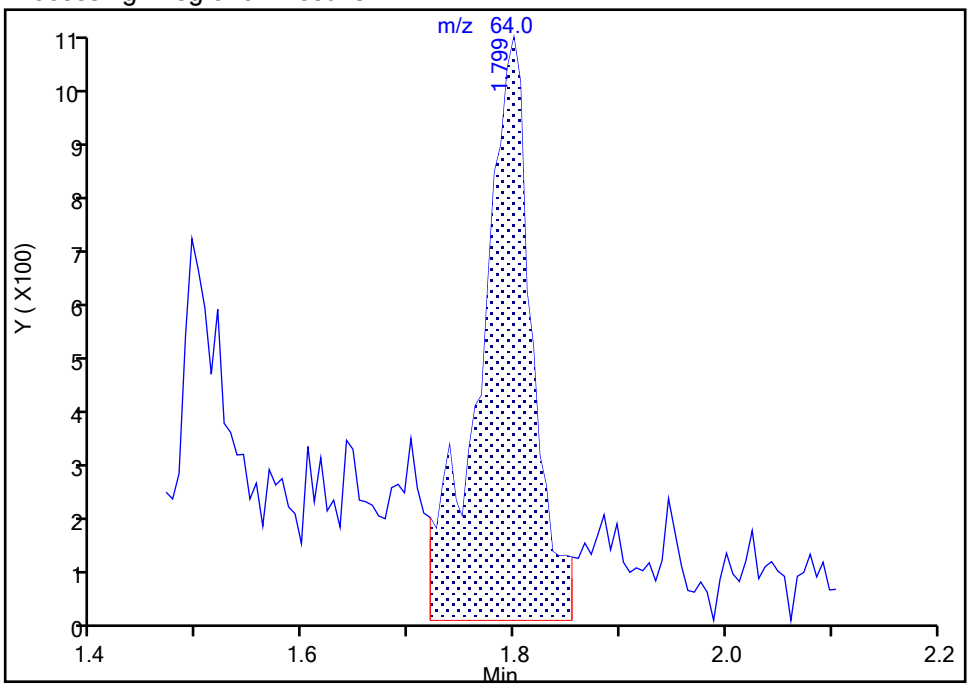

Manual Integration Results

RT: 1.80
Area: 2318
Amount: 0.565431
Amount Units: ug/l

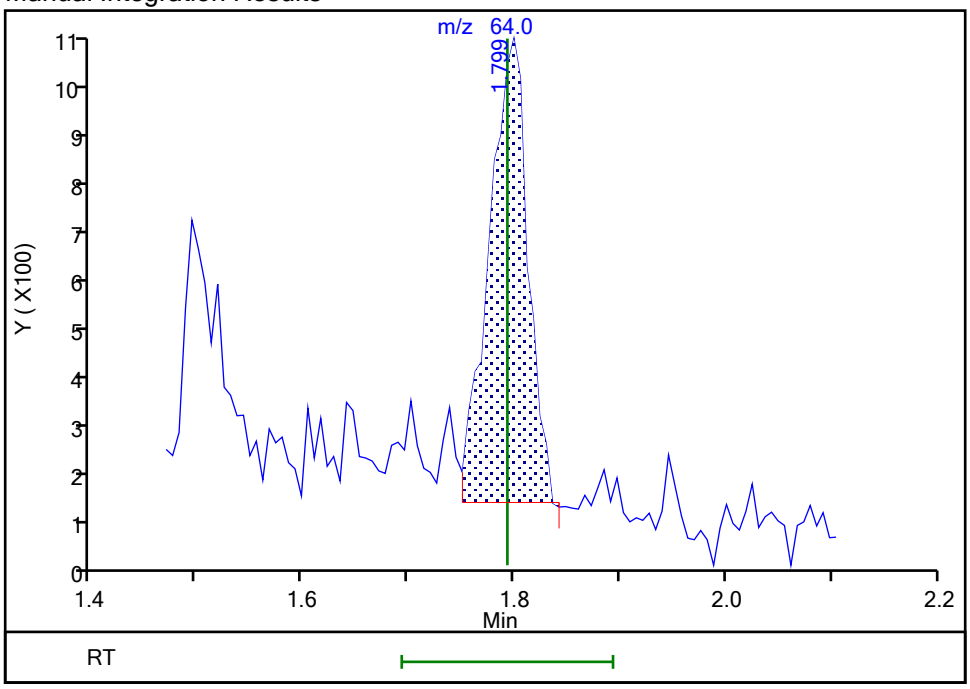

Reviewer: FK2C, 01-Sep-2022 10:12:02
Audit Action: Manually Integrated Audit Reason: Baseline

Manual Integration/User Assign Peak Report

Eurofins Edison

Data File: \\chromfs\Edison\ChromData\CVOAMS17\20220901-149891.b\TT59891.D
Injection Date: 01-Sep-2022 09:18:30 Instrument ID: CVOAMS17
Lims ID: STD05
Client ID:
Operator ID: ALS Bottle#: 3 Worklist Smp#: 4
Purge Vol: 5.000 mL Dil. Factor: 1.0000
Method: 8260W_17 Limit Group: VOA - 8260D Water and Solid
Column: DB-624 (0.18 mm) Detector MS Quad

13 Pentane, CAS: 109-66-0

Signal: 1

Processing Integration Results

RT: 1.96
Area: 409
Amount: 1.000000
Amount Units: ug/l

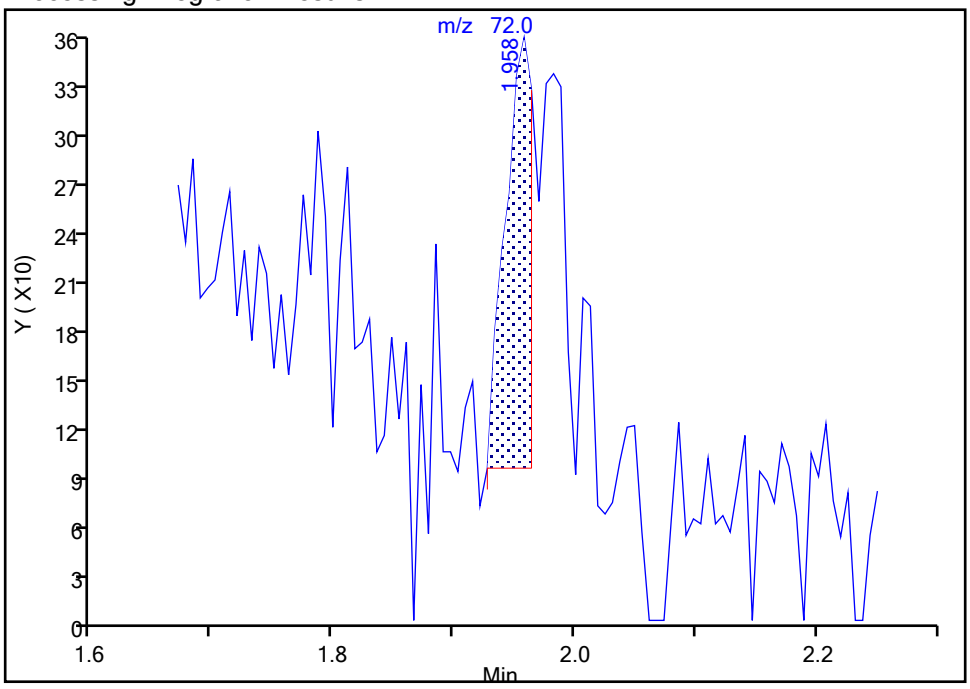

Manual Integration Results

RT: 1.96
Area: 849
Amount: 1.109584
Amount Units: ug/l

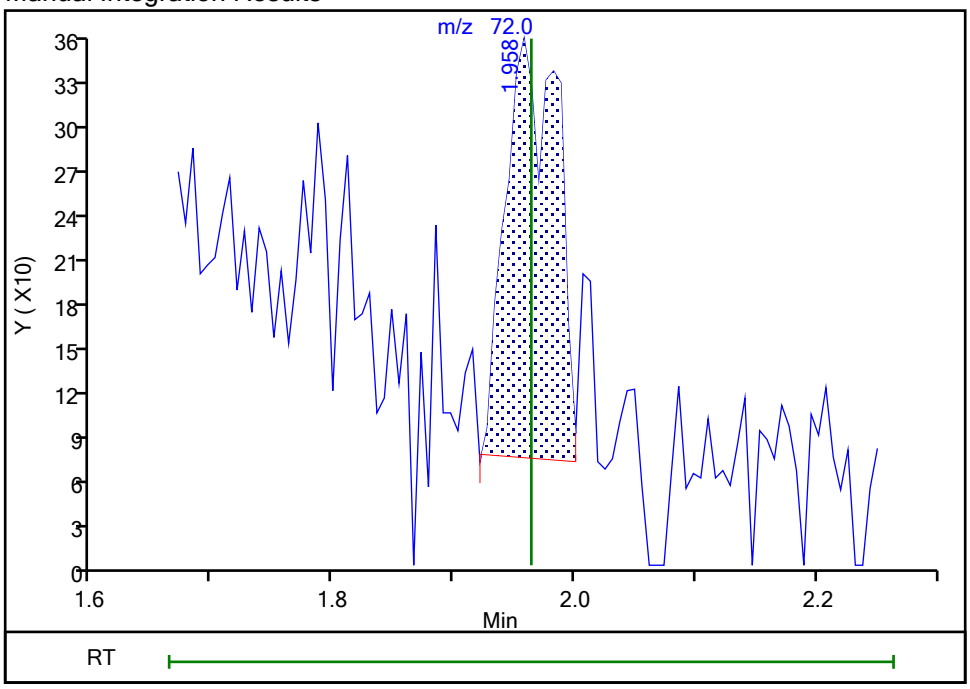

Reviewer: FK2C, 01-Sep-2022 10:12:19
Audit Action: Manually Integrated Audit Reason: Incomplete Integration

Eurofins Edison

Data File: \\chromfs\Edison\ChromData\CVOAMS17\20220901-149891.b\TT59891.D
Injection Date: 01-Sep-2022 09:18:30 Instrument ID: CVOAMS17
Lims ID: STD05
Client ID:
Operator ID: ALS Bottle#: 3 Worklist Smp#: 4
Purge Vol: 5.000 mL Dil. Factor: 1.0000
Method: 8260W_17 Limit Group: VOA - 8260D Water and Solid
Column: DB-624 (0.18 mm) Detector MS Quad

12 Trichlorofluoromethane, CAS: 75-69-4

Signal: 1

Processing Integration Results

RT: 1.74
Area: 84
Amount: 0.500000
Amount Units: ug/l

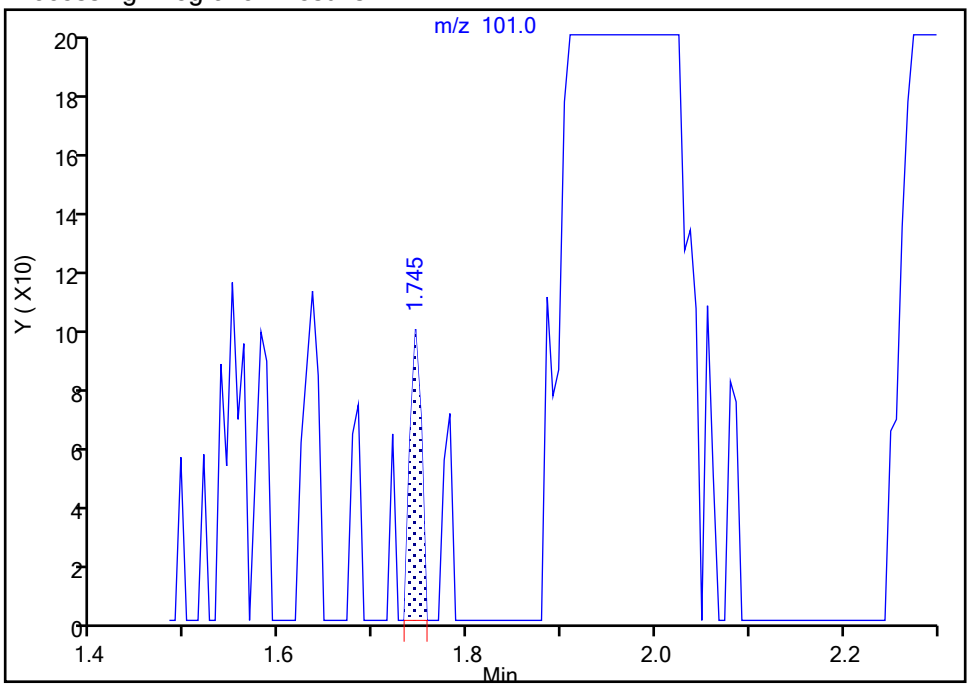

Manual Integration Results

RT: 1.96
Area: 3667
Amount: 0.527702
Amount Units: ug/l

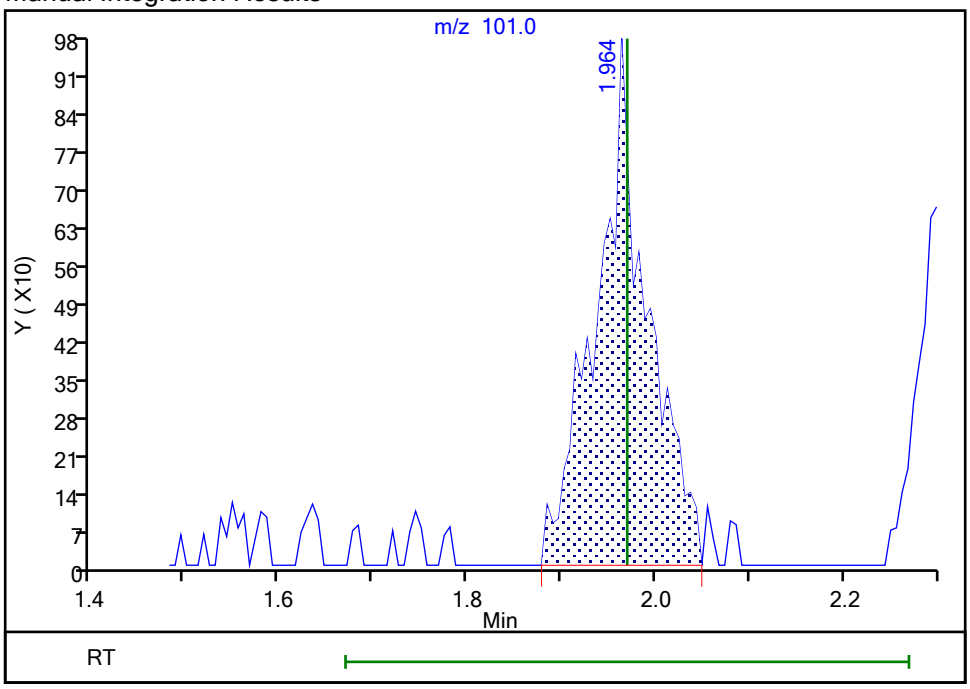

Reviewer: FK2C, 01-Sep-2022 10:12:22
Audit Action: Assigned Compound ID Audit Reason: Incomplete Integration

Eurofins Edison

Data File: \\chromfs\Edison\ChromData\CVOAMS17\20220901-149891.b\TT59891.D
Injection Date: 01-Sep-2022 09:18:30 Instrument ID: CVOAMS17
Lims ID: STD05
Client ID:
Operator ID: ALS Bottle#: 3 Worklist Smp#: 4
Purge Vol: 5.000 mL Dil. Factor: 1.0000
Method: 8260W_17 Limit Group: VOA - 8260D Water and Solid
Column: DB-624 (0.18 mm) Detector MS Quad

15 Ethyl ether, CAS: 60-29-7

Signal: 1

Processing Integration Results

RT: 1.93
Area: 114
Amount: 0.500000
Amount Units: ug/l

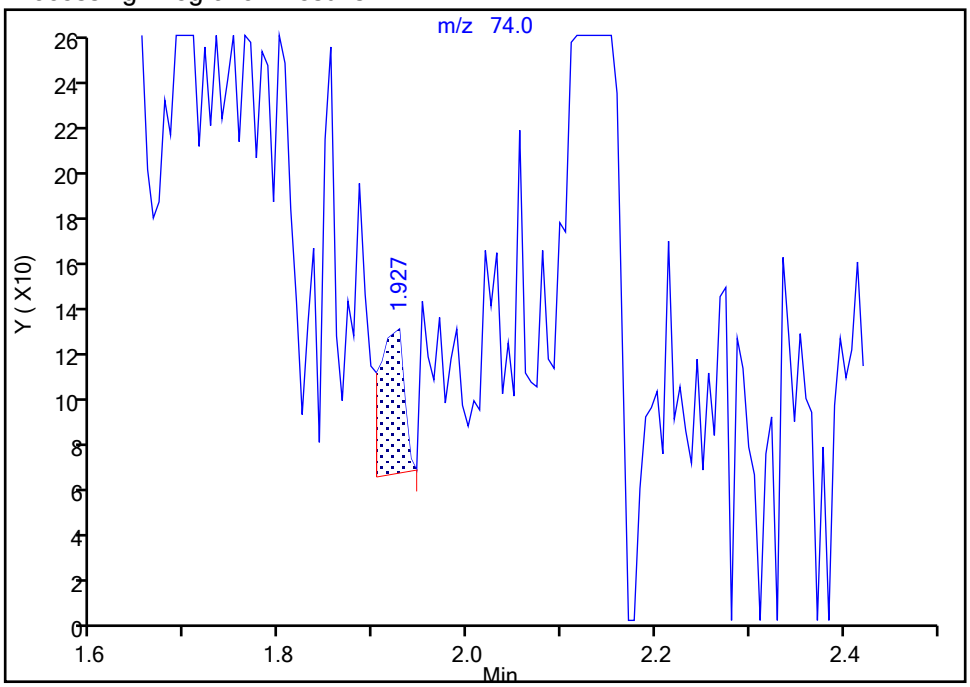

Manual Integration Results

RT: 2.14
Area: 1574
Amount: 0.541008
Amount Units: ug/l

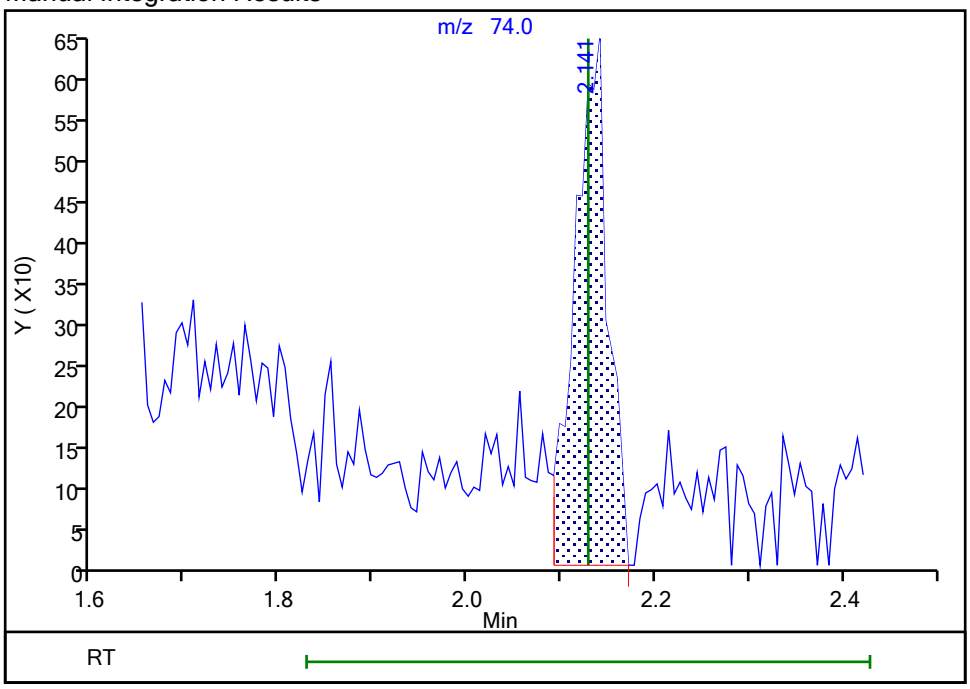

Reviewer: FK2C, 01-Sep-2022 10:12:40
Audit Action: Assigned Compound ID Audit Reason: Poor chromatography

Manual Integration/User Assign Peak Report

Eurofins Edison

Data File: \\chromfs\Edison\ChromData\CVOAMS17\20220901-149891.b\TT59891.D
Injection Date: 01-Sep-2022 09:18:30 Instrument ID: CVOAMS17
Lims ID: STD05
Client ID:
Operator ID: ALS Bottle#: 3 Worklist Smp#: 4
Purge Vol: 5.000 mL Dil. Factor: 1.0000
Method: 8260W_17 Limit Group: VOA - 8260D Water and Solid
Column: DB-624 (0.18 mm) Detector MS Quad

19 Acrolein, CAS: 107-02-8

Signal: 2

Processing Integration Results

RT: 1.79
Area: 3564
Amount: 4.472404
Amount Units: ug/l

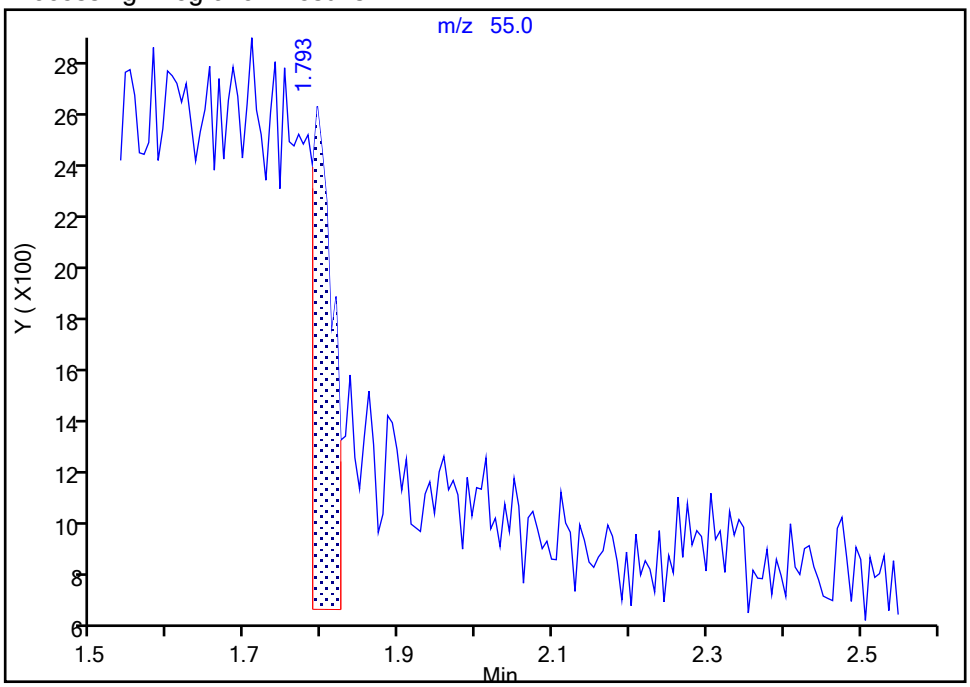

Manual Integration Results

RT: 2.29
Area: 354
Amount: 0.875328
Amount Units: ug/l

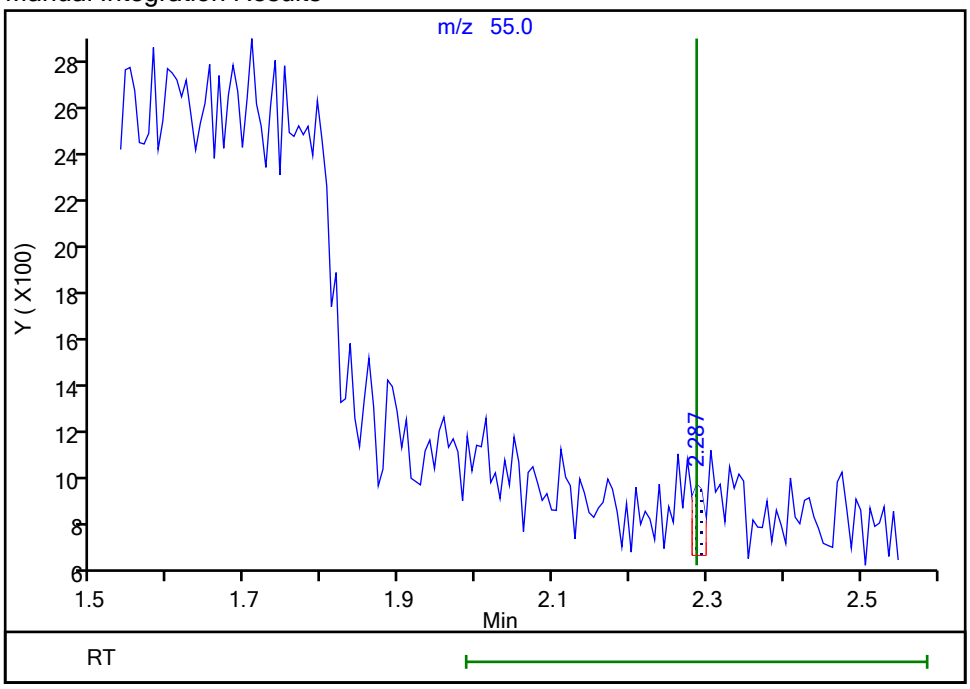

Reviewer: W9CM, 02-Sep-2022 14:16:26
Audit Action: Marked Compound Undetected Audit Reason: Invalid Compound ID

Eurofins Edison

Data File: \\chromfs\Edison\ChromData\CVOAMS17\20220901-149891.b\TT59891.D
Injection Date: 01-Sep-2022 09:18:30 Instrument ID: CVOAMS17
Lims ID: STD05
Client ID:
Operator ID: ALS Bottle#: 3 Worklist Smp#: 4
Purge Vol: 5.000 mL Dil. Factor: 1.0000
Method: 8260W_17 Limit Group: VOA - 8260D Water and Solid
Column: DB-624 (0.18 mm) Detector MS Quad

22 Acetone, CAS: 67-64-1

Signal: 1

Processing Integration Results

RT: 2.21
Area: 1509
Amount: 2.500000
Amount Units: ug/l

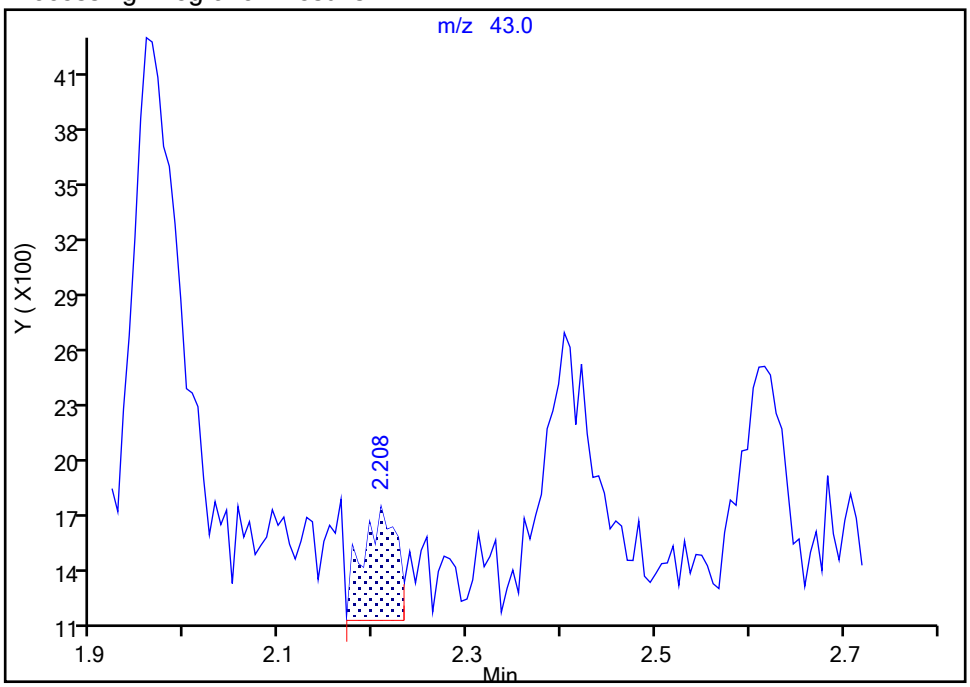

Manual Integration Results

RT: 2.40
Area: 4823
Amount: 3.138932
Amount Units: ug/l

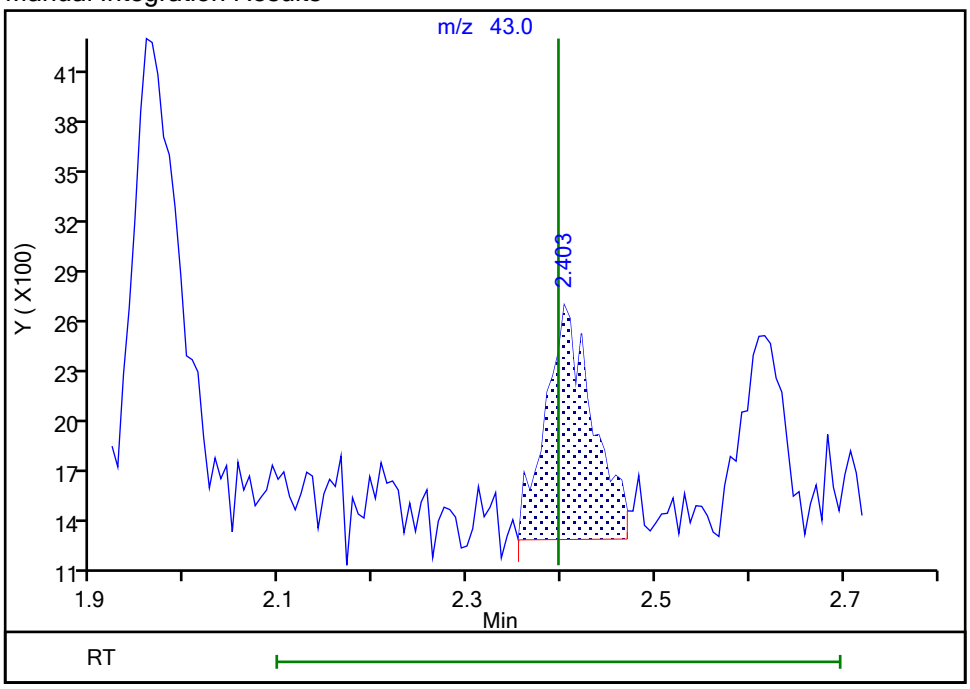

Reviewer: FK2C, 01-Sep-2022 10:49:34
Audit Action: Manually Integrated Audit Reason: Other

Manual Integration/User Assign Peak Report

Eurofins Edison

Data File: \\chromfs\Edison\ChromData\CVOAMS17\20220901-149891.b\TT59891.D
Injection Date: 01-Sep-2022 09:18:30 Instrument ID: CVOAMS17
Lims ID: STD05
Client ID:
Operator ID: ALS Bottle#: 3 Worklist Smp#: 4
Purge Vol: 5.000 mL Dil. Factor: 1.0000
Method: 8260W_17 Limit Group: VOA - 8260D Water and Solid
Column: DB-624 (0.18 mm) Detector MS Quad

29 Acetonitrile, CAS: 75-05-8

Signal: 1

Processing Integration Results

RT: 2.60
Area: 911
Amount: 5.000000
Amount Units: ug/l

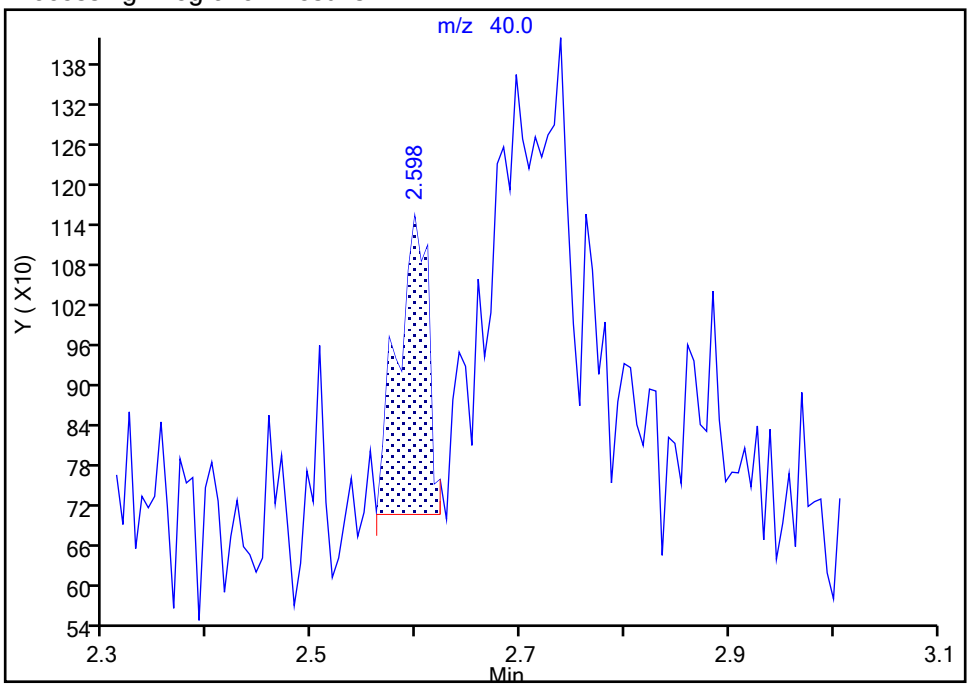

Manual Integration Results

RT: 2.74
Area: 1820
Amount: 6.731830
Amount Units: ug/l

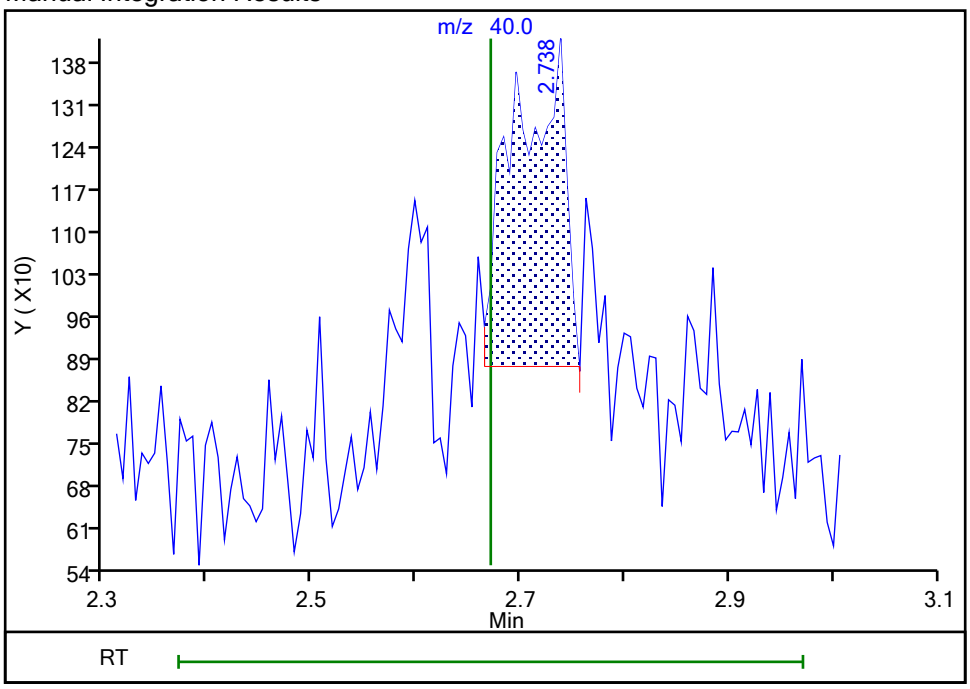

Reviewer: W9CM, 02-Sep-2022 14:17:20
Audit Action: Manually Integrated Audit Reason: Baseline

Eurofins Edison

Data File: \\chromfs\Edison\ChromData\CVOAMS17\20220901-149891.b\TT59891.D
Injection Date: 01-Sep-2022 09:18:30 Instrument ID: CVOAMS17
Lims ID: STD05
Client ID:
Operator ID: ALS Bottle#: 3 Worklist Smp#: 4
Purge Vol: 5.000 mL Dil. Factor: 1.0000
Method: 8260W_17 Limit Group: VOA - 8260D Water and Solid
Column: DB-624 (0.18 mm) Detector MS Quad

32 2-Methyl-2-propanol, CAS: 75-65-0

Signal: 1

Not Detected
Expected RT: 2.79

Processing Integration Results

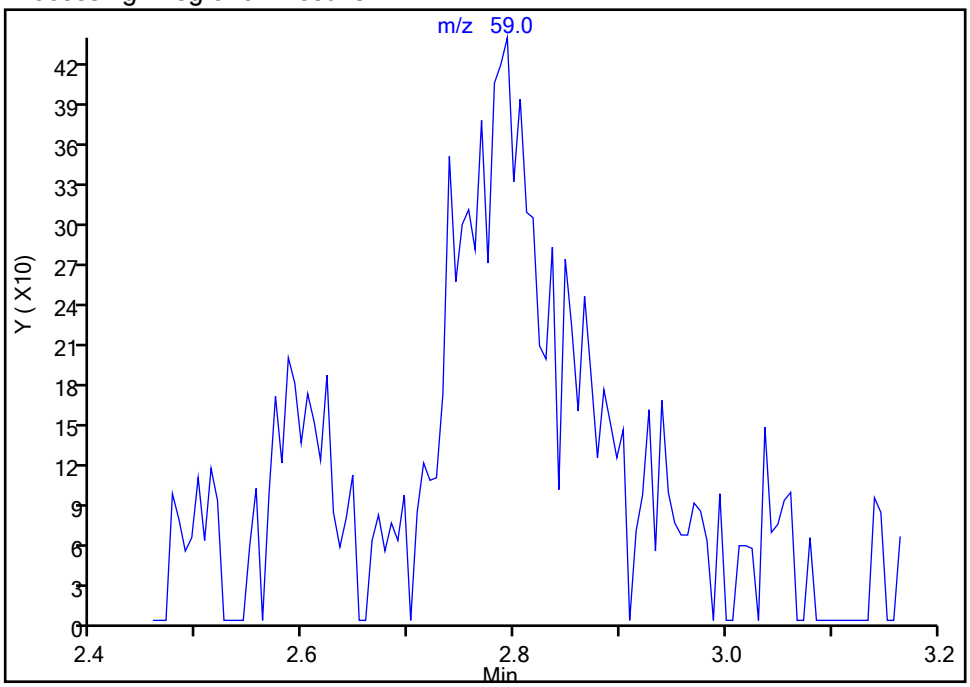

Manual Integration Results

RT: 2.79
Area: 2860
Amount: 5.898036
Amount Units: ug/l

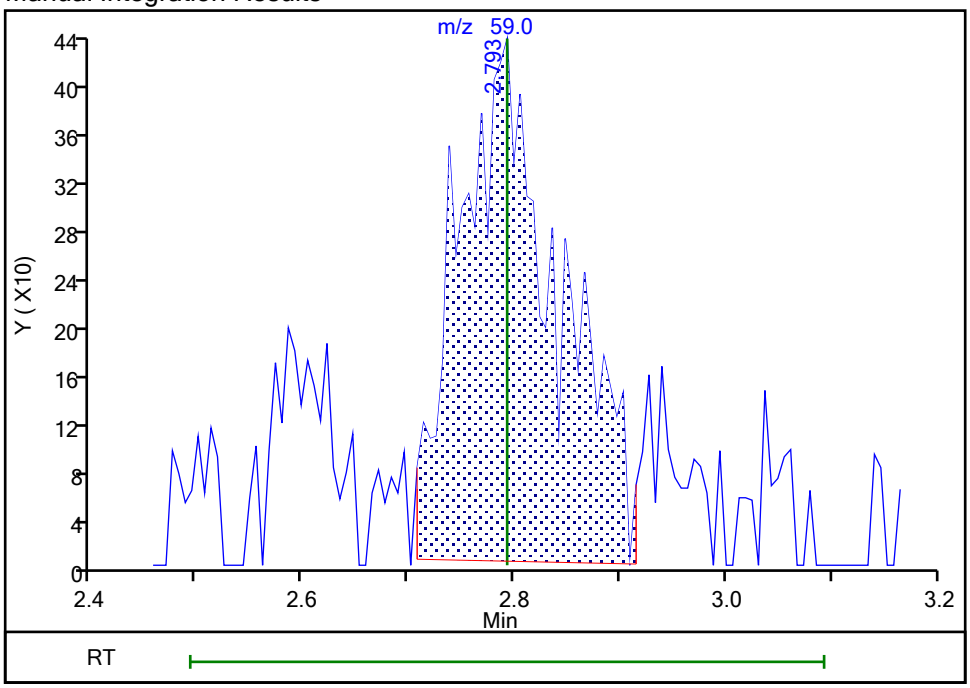

Reviewer: FK2C, 01-Sep-2022 10:17:56
Audit Action: Manually Integrated Audit Reason: Incomplete Integration

Eurofins Edison

Data File: \\chromfs\Edison\ChromData\CVOAMS17\20220901-149891.b\TT59891.D
Injection Date: 01-Sep-2022 09:18:30 Instrument ID: CVOAMS17
Lims ID: STD05
Client ID:
Operator ID: ALS Bottle#: 3 Worklist Smp#: 4
Purge Vol: 5.000 mL Dil. Factor: 1.0000
Method: 8260W_17 Limit Group: VOA - 8260D Water and Solid
Column: DB-624 (0.18 mm) Detector MS Quad

33 Methyl tert-butyl ether, CAS: 1634-04-4

Signal: 1

Processing Integration Results

RT: 2.85
Area: 3566
Amount: 0.500000
Amount Units: ug/l

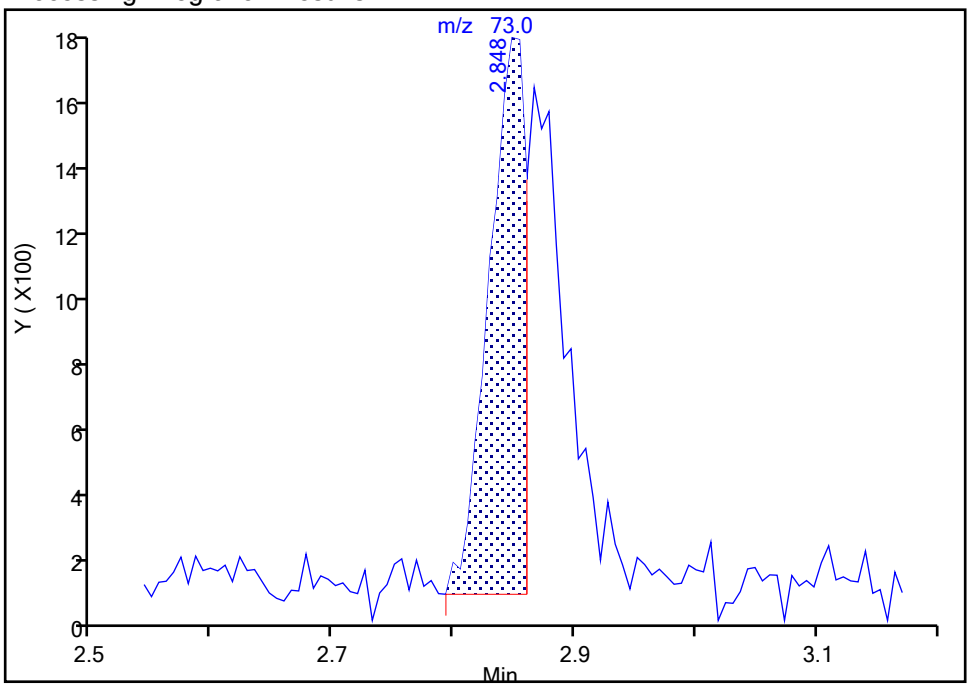

Manual Integration Results

RT: 2.85
Area: 6436
Amount: 0.448275
Amount Units: ug/l

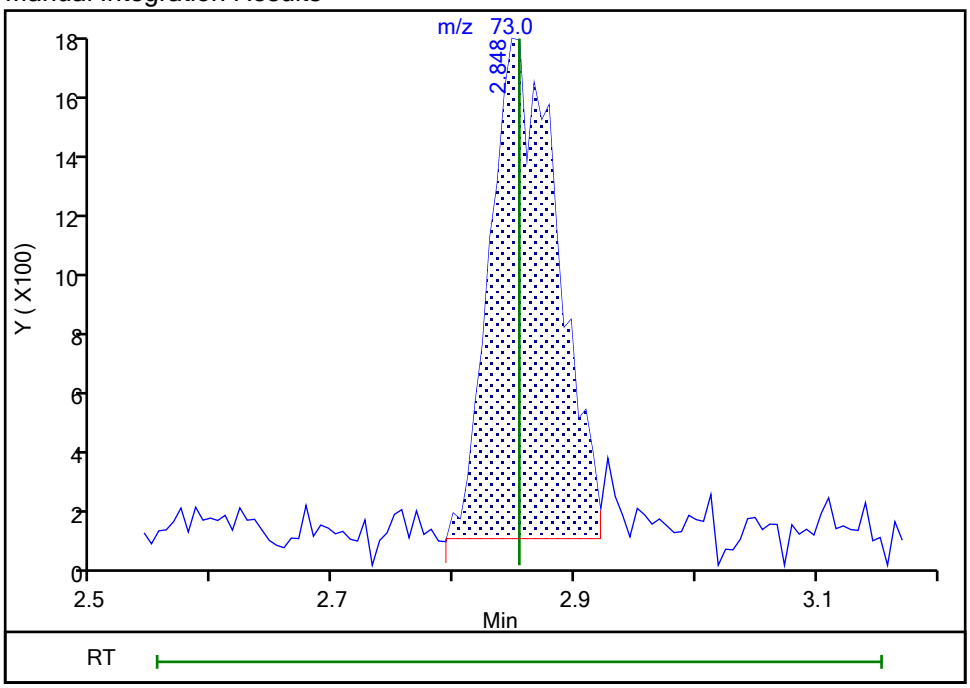

Reviewer: FK2C, 01-Sep-2022 10:13:19
Audit Action: Manually Integrated Audit Reason: Incomplete Integration

Manual Integration/User Assign Peak Report

Eurofins Edison

Data File: \\chromfs\Edison\ChromData\CVOAMS17\20220901-149891.b\TT59891.D
Injection Date: 01-Sep-2022 09:18:30 Instrument ID: CVOAMS17
Lims ID: STD05
Client ID:
Operator ID: ALS Bottle#: 3 Worklist Smp#: 4
Purge Vol: 5.000 mL Dil. Factor: 1.0000
Method: 8260W_17 Limit Group: VOA - 8260D Water and Solid
Column: DB-624 (0.18 mm) Detector MS Quad

45 2-Butanone (MEK), CAS: 78-93-3

Signal: 1

Processing Integration Results

RT: 4.01
Area: 160
Amount: 2.500000
Amount Units: ug/l

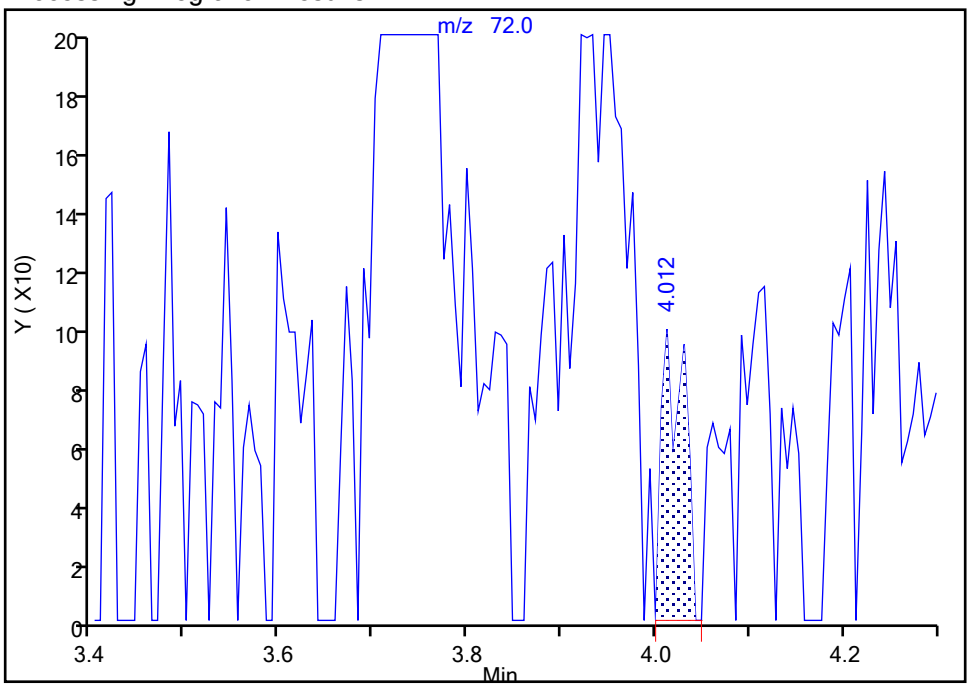

Manual Integration Results

RT: 3.74
Area: 1630
Amount: 3.123144
Amount Units: ug/l

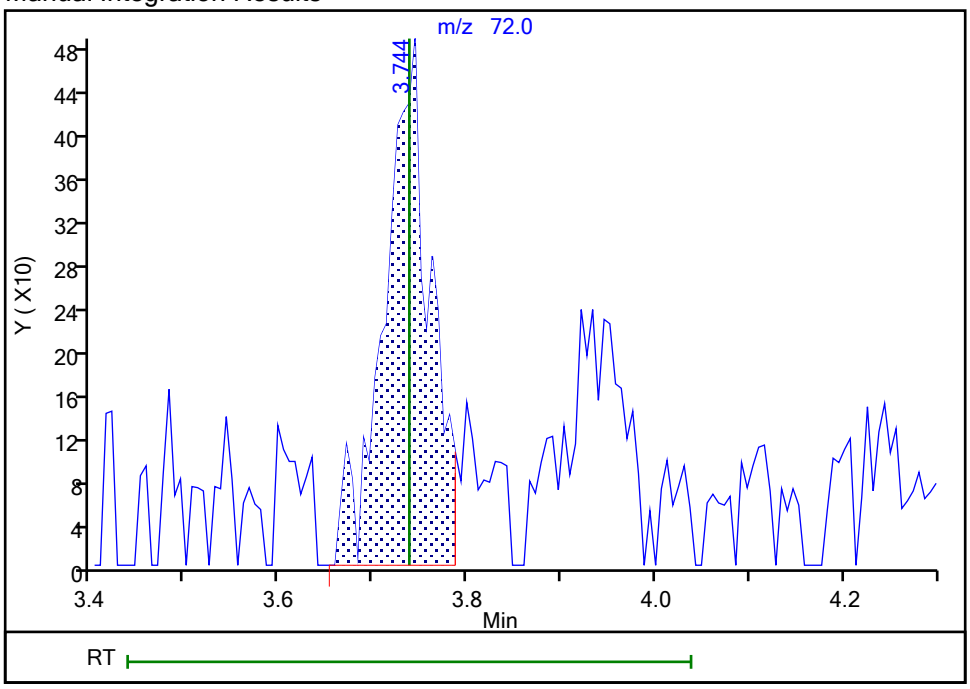

Reviewer: FK2C, 01-Sep-2022 10:13:27
Audit Action: Assigned Compound ID Audit Reason: Incomplete Integration

Manual Integration/User Assign Peak Report

Eurofins Edison

Data File: \\chromfs\Edison\ChromData\CVOAMS17\20220901-149891.b\TT59891.D
Injection Date: 01-Sep-2022 09:18:30 Instrument ID: CVOAMS17
Lims ID: STD05
Client ID:
Operator ID: ALS Bottle#: 3 Worklist Smp#: 4
Purge Vol: 5.000 mL Dil. Factor: 1.0000
Method: 8260W_17 Limit Group: VOA - 8260D Water and Solid
Column: DB-624 (0.18 mm) Detector MS Quad

47 Methyl acrylate, CAS: 96-33-3

Signal: 1

Processing Integration Results

RT: 4.08
Area: 1213
Amount: 0.500000
Amount Units: ug/l

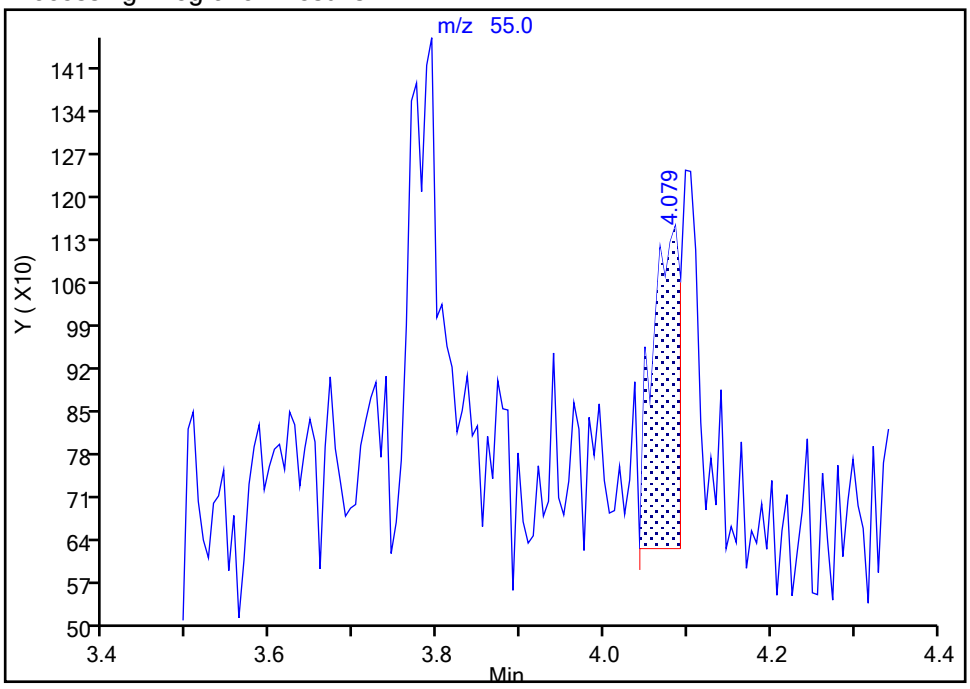

Manual Integration Results

RT: 3.79
Area: 2699
Amount: 0.610340
Amount Units: ug/l

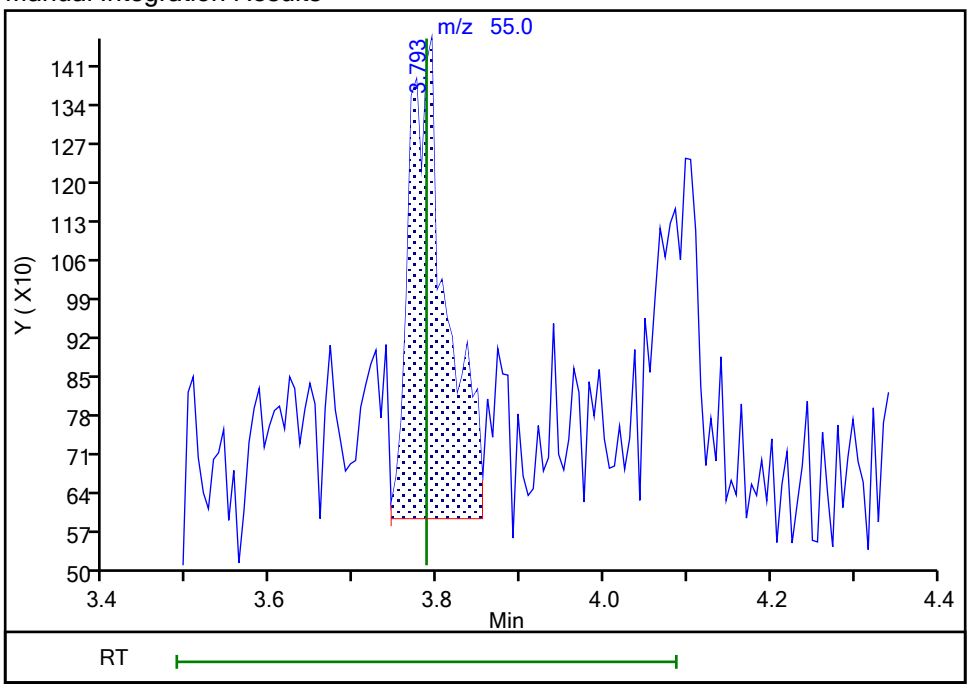

Reviewer: W9CM, 02-Sep-2022 13:43:29
Audit Action: Assigned Compound ID Audit Reason: Baseline

Manual Integration/User Assign Peak Report

Eurofins Edison

Data File: \\chromfs\Edison\ChromData\CVOAMS17\20220901-149891.b\TT59891.D
Injection Date: 01-Sep-2022 09:18:30 Instrument ID: CVOAMS17
Lims ID: STD05
Client ID:
Operator ID: ALS Bottle#: 3 Worklist Smp#: 4
Purge Vol: 5.000 mL Dil. Factor: 1.0000
Method: 8260W_17 Limit Group: VOA - 8260D Water and Solid
Column: DB-624 (0.18 mm) Detector MS Quad

50 Tetrahydrofuran, CAS: 109-99-9

Signal: 1

Not Detected
Expected RT: 3.93

Processing Integration Results

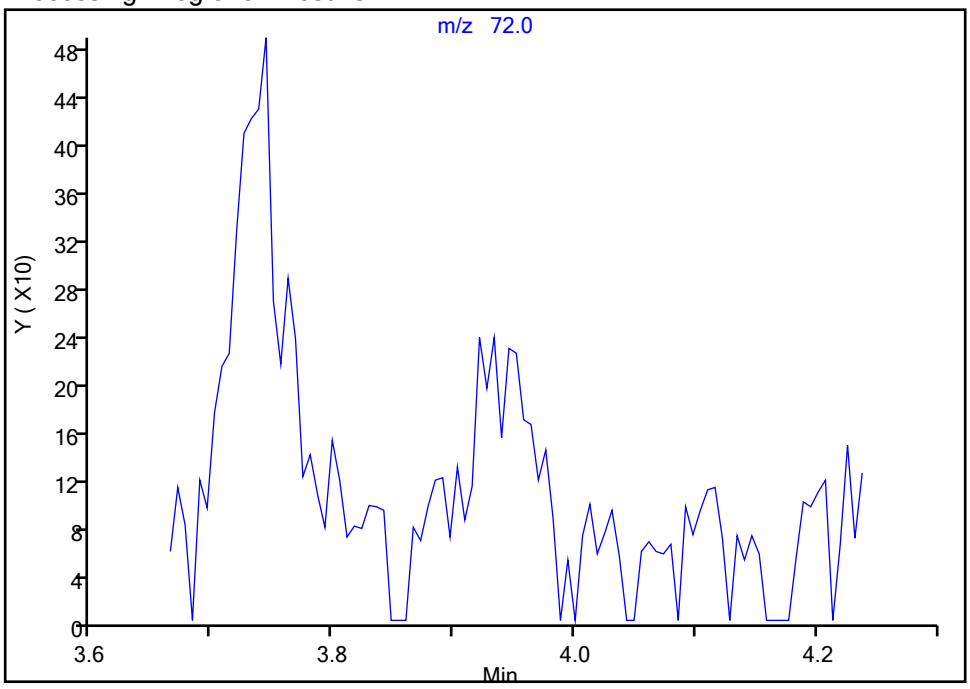

Manual Integration Results

RT: 3.92
Area: 745
Amount: 1.202556
Amount Units: ug/l

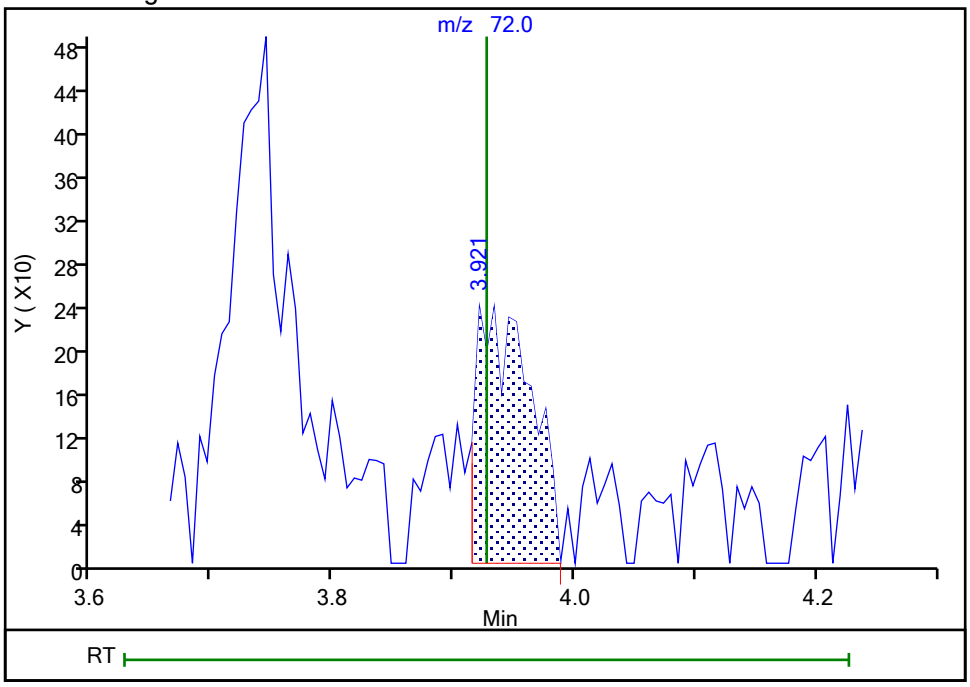

Reviewer: FK2C, 01-Sep-2022 10:22:57
Audit Action: Assigned Compound ID Audit Reason: Peak assignment corrected

Eurofins Edison

Data File: \\chromfs\Edison\ChromData\CVOAMS17\20220901-149891.b\TT59891.D
Injection Date: 01-Sep-2022 09:18:30 Instrument ID: CVOAMS17
Lims ID: STD05
Client ID:
Operator ID: ALS Bottle#: 3 Worklist Smp#: 4
Purge Vol: 5.000 mL Dil. Factor: 1.0000
Method: 8260W_17 Limit Group: VOA - 8260D Water and Solid
Column: DB-624 (0.18 mm) Detector MS Quad

56 Carbon tetrachloride, CAS: 56-23-5

Signal: 1

Processing Integration Results

RT: 4.21
Area: 1925
Amount: 0.500000
Amount Units: ug/l

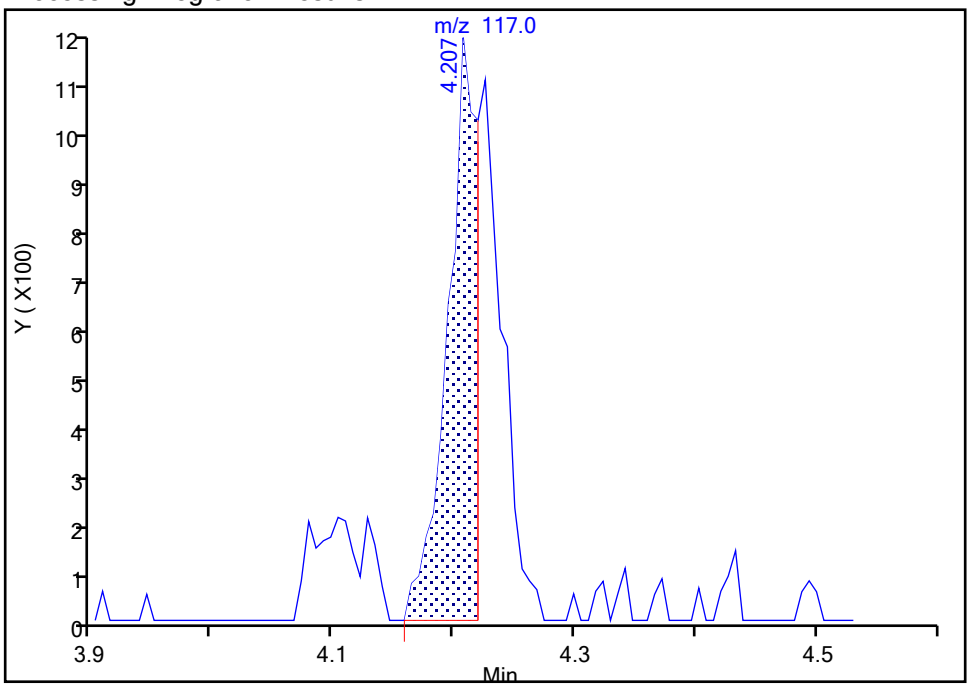

Manual Integration Results

RT: 4.21
Area: 3160
Amount: 0.497931
Amount Units: ug/l

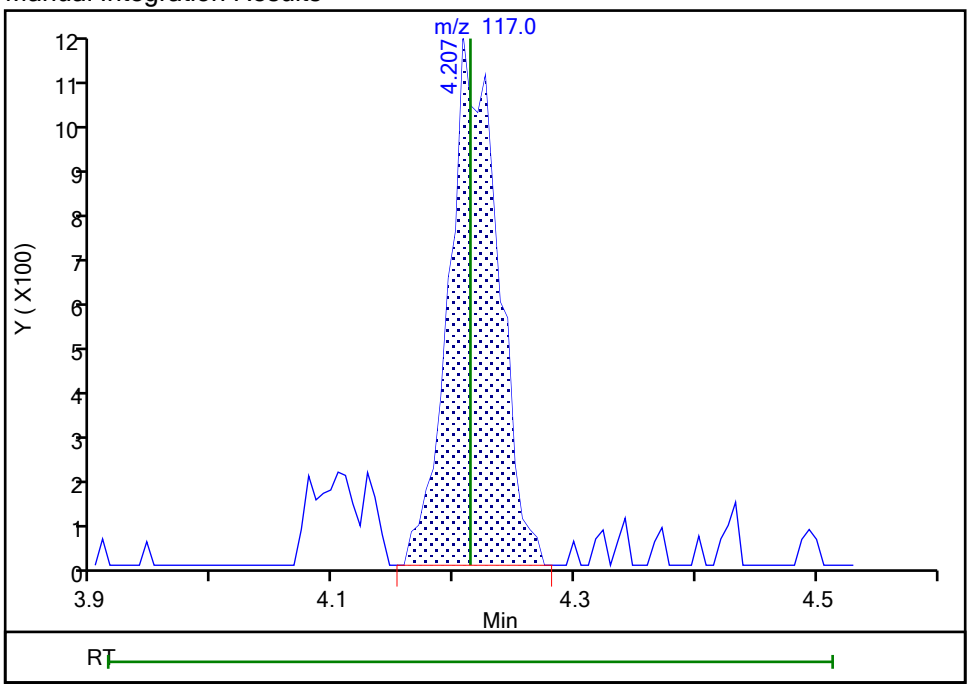

Reviewer: W9CM, 02-Sep-2022 13:44:03
Audit Action: Manually Integrated Audit Reason: Baseline

Manual Integration/User Assign Peak Report

Eurofins Edison

Data File: \\chromfs\Edison\ChromData\CVOAMS17\20220901-149891.b\TT59891.D
Injection Date: 01-Sep-2022 09:18:30 Instrument ID: CVOAMS17
Lims ID: STD05
Client ID:
Operator ID: ALS Bottle#: 3 Worklist Smp#: 4
Purge Vol: 5.000 mL Dil. Factor: 1.0000
Method: 8260W_17 Limit Group: VOA - 8260D Water and Solid
Column: DB-624 (0.18 mm) Detector MS Quad

58 Isobutyl alcohol, CAS: 78-83-1

Signal: 1

Processing Integration Results

RT: 4.50
Area: 8392
Amount: 22.303949
Amount Units: ug/l

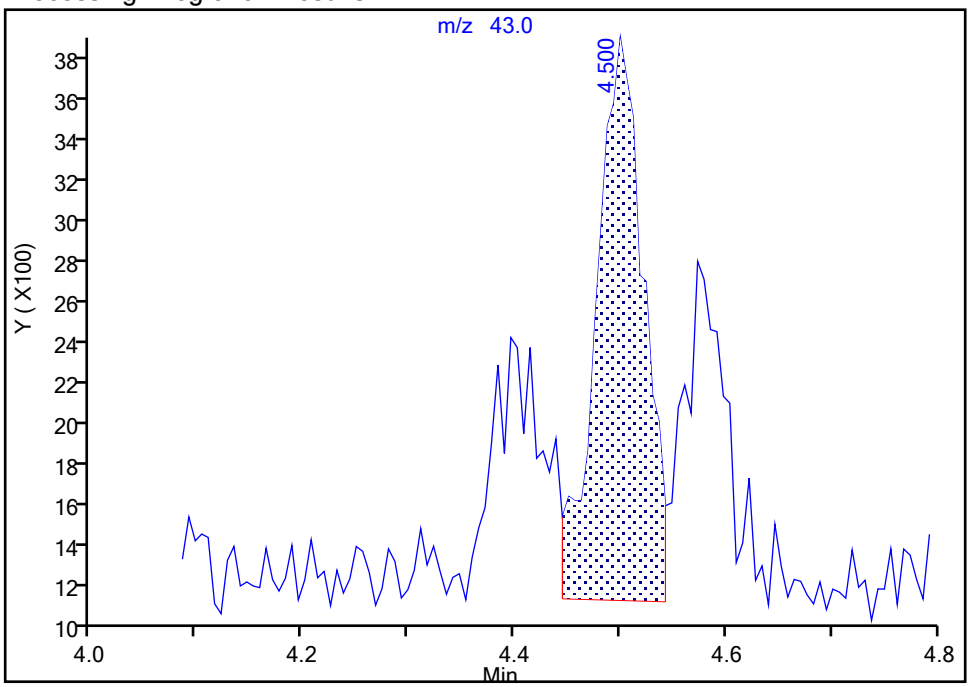

Manual Integration Results

RT: 4.40
Area: 4062
Amount: 13.536233
Amount Units: ug/l

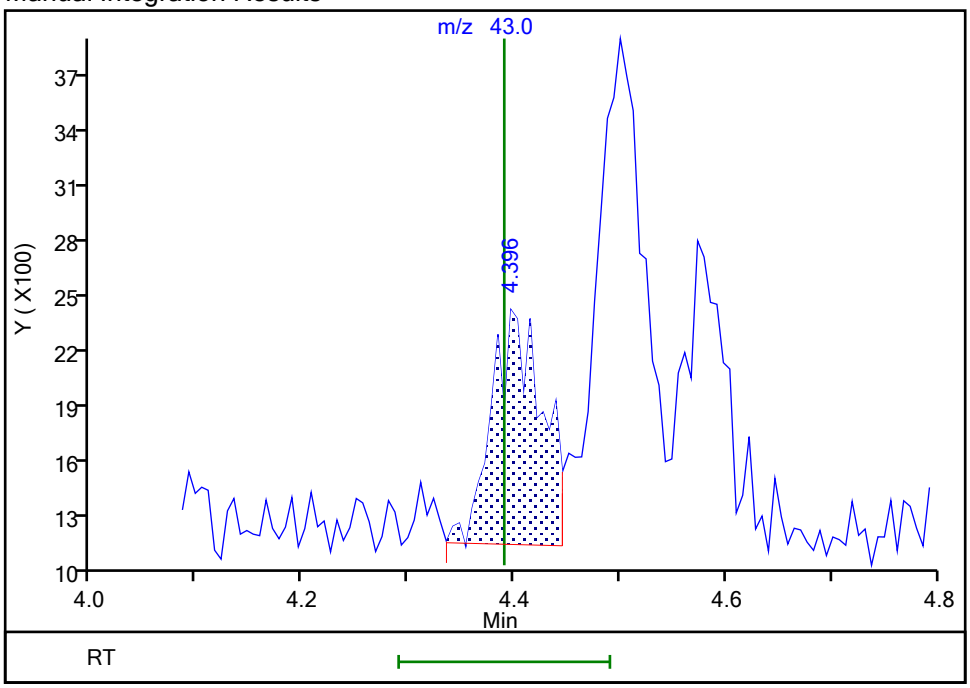

Reviewer: FK2C, 01-Sep-2022 10:56:52
Audit Action: Assigned Compound ID Audit Reason: Peak assignment corrected

Manual Integration/User Assign Peak Report

Eurofins Edison

Data File: \\chromfs\Edison\ChromData\CVOAMS17\20220901-149891.b\TT59891.D
Injection Date: 01-Sep-2022 09:18:30 Instrument ID: CVOAMS17
Lims ID: STD05
Client ID:
Operator ID: ALS Bottle#: 3 Worklist Smp#: 4
Purge Vol: 5.000 mL Dil. Factor: 1.0000
Method: 8260W_17 Limit Group: VOA - 8260D Water and Solid
Column: DB-624 (0.18 mm) Detector MS Quad

70 Ethyl acrylate, CAS: 140-88-5

Signal: 1

Processing Integration Results

RT: 5.05
Area: 274
Amount: 0.443668
Amount Units: ug/l

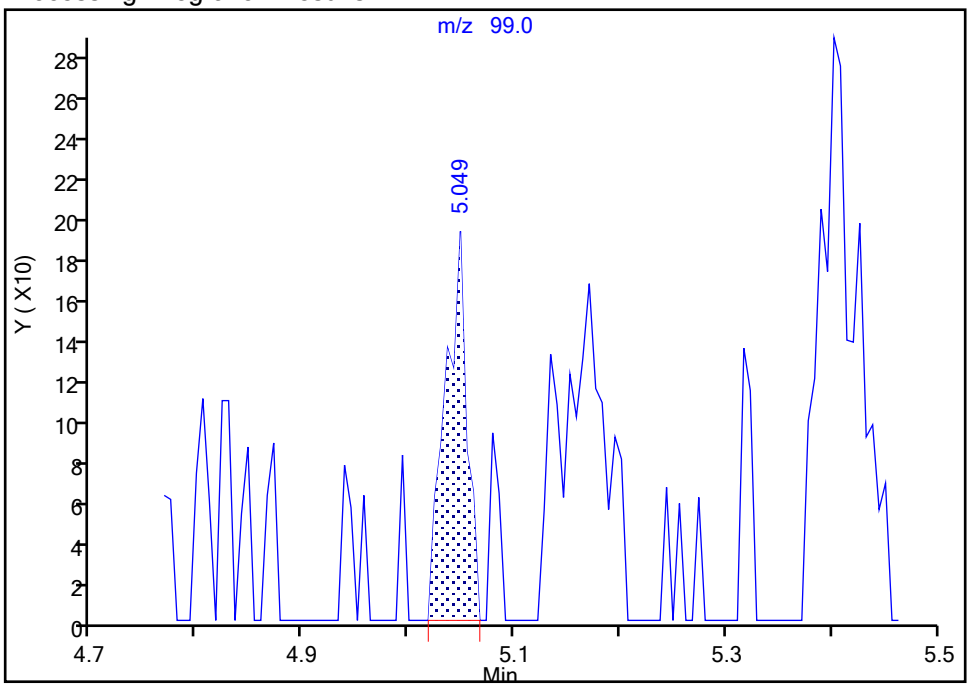

Manual Integration Results

RT: 5.17
Area: 484
Amount: 0.714473
Amount Units: ug/l

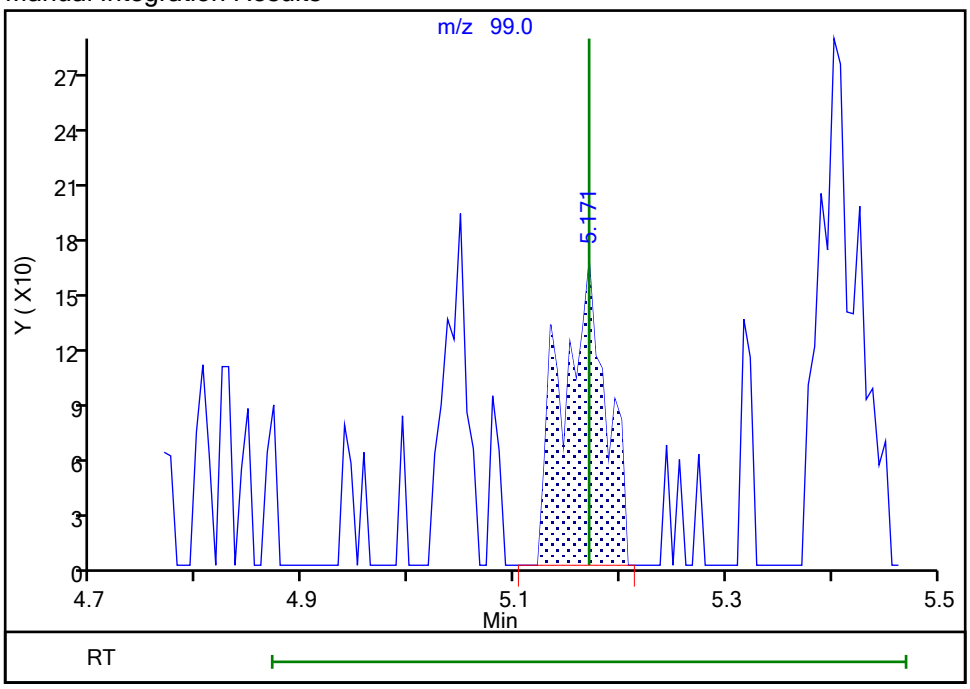

Reviewer: W9CM, 02-Sep-2022 13:44:26
Audit Action: Assigned Compound ID Audit Reason: Baseline

Manual Integration/User Assign Peak Report

Eurofins Edison

Data File: \\chromfs\Edison\ChromData\CVOAMS17\20220901-149891.b\TT59891.D
Injection Date: 01-Sep-2022 09:18:30 Instrument ID: CVOAMS17
Lims ID: STD05
Client ID:
Operator ID: ALS Bottle#: 3 Worklist Smp#: 4
Purge Vol: 5.000 mL Dil. Factor: 1.0000
Method: 8260W_17 Limit Group: VOA - 8260D Water and Solid
Column: DB-624 (0.18 mm) Detector MS Quad

75 1,4-Dioxane, CAS: 123-91-1

Signal: 1

Not Detected
Expected RT: 5.44

Processing Integration Results

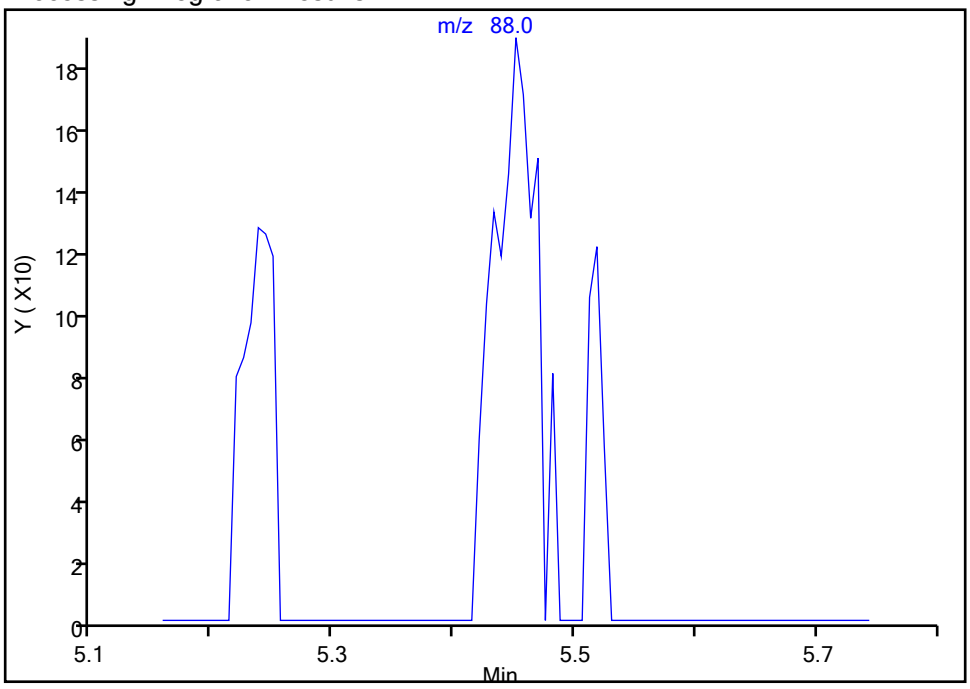

Manual Integration Results

RT: 5.45
Area: 455
Amount: 14.001002
Amount Units: ug/l

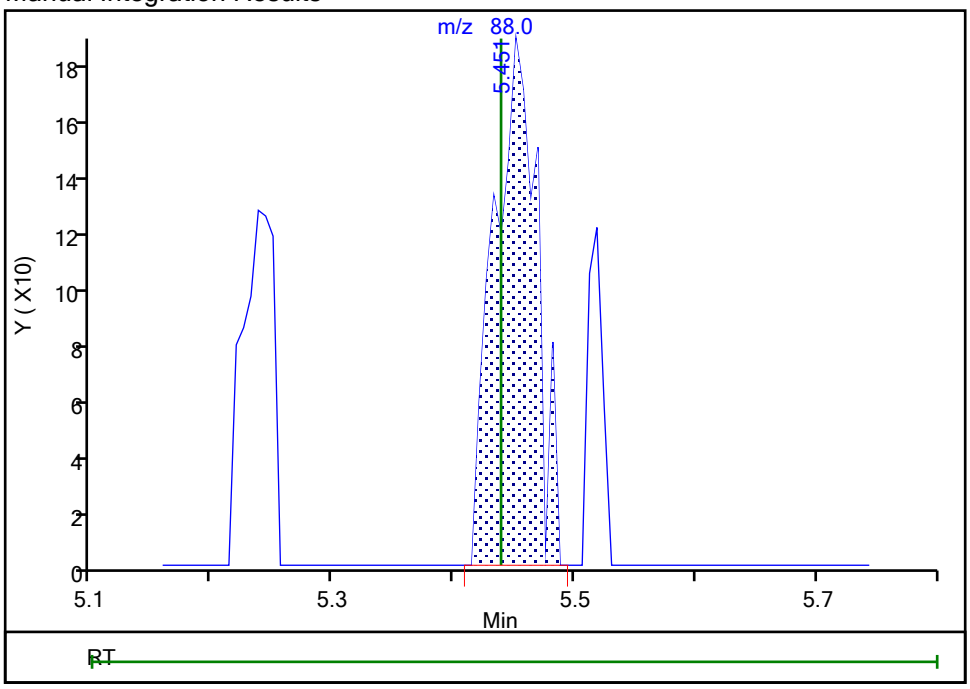

Reviewer: FK2C, 01-Sep-2022 10:14:06
Audit Action: Assigned Compound ID Audit Reason: Incomplete Integration

Eurofins Edison

Data File: \\chromfs\Edison\ChromData\CVOAMS17\20220901-149891.b\TT59891.D
Injection Date: 01-Sep-2022 09:18:30 Instrument ID: CVOAMS17
Lims ID: STD05
Client ID:
Operator ID: ALS Bottle#: 3 Worklist Smp#: 4
Purge Vol: 5.000 mL Dil. Factor: 1.0000
Method: 8260W_17 Limit Group: VOA - 8260D Water and Solid
Column: DB-624 (0.18 mm) Detector MS Quad

76 n-Propyl acetate, CAS: 109-60-4

Signal: 1

Processing Integration Results

RT: 5.46
Area: 2215
Amount: 0.500000
Amount Units: ug/l

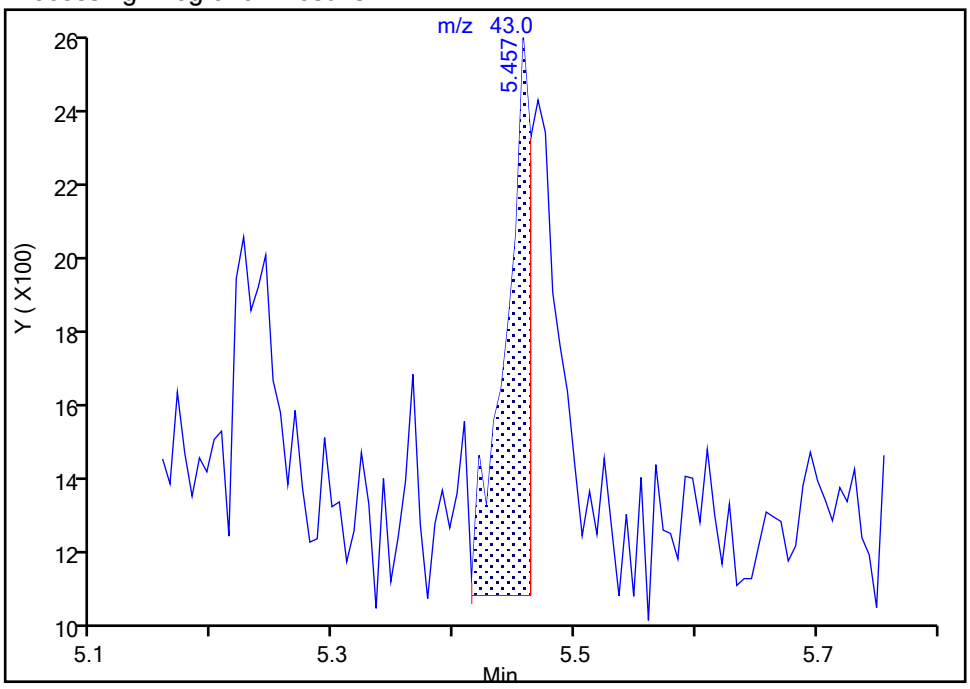

Manual Integration Results

RT: 5.46
Area: 4183
Amount: 0.601887
Amount Units: ug/l

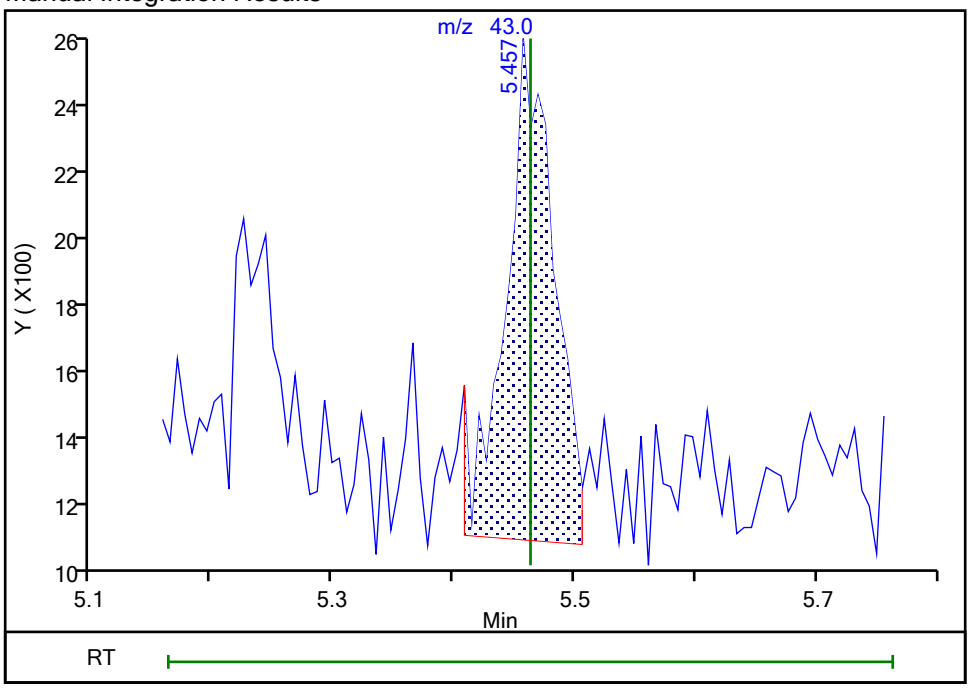

Reviewer: FK2C, 01-Sep-2022 10:14:14
Audit Action: Manually Integrated Audit Reason: Incomplete Integration

Eurofins Edison

Data File: \\chromfs\Edison\ChromData\CVOAMS17\20220901-149891.b\TT59891.D
Injection Date: 01-Sep-2022 09:18:30 Instrument ID: CVOAMS17
Lims ID: STD05
Client ID:
Operator ID: ALS Bottle#: 3 Worklist Smp#: 4
Purge Vol: 5.000 mL Dil. Factor: 1.0000
Method: 8260W_17 Limit Group: VOA - 8260D Water and Solid
Column: DB-624 (0.18 mm) Detector MS Quad

78 2-Nitropropane, CAS: 79-46-9

Signal: 1

Processing Integration Results

RT: 5.93
Area: 2494
Amount: 2.161422
Amount Units: ug/l

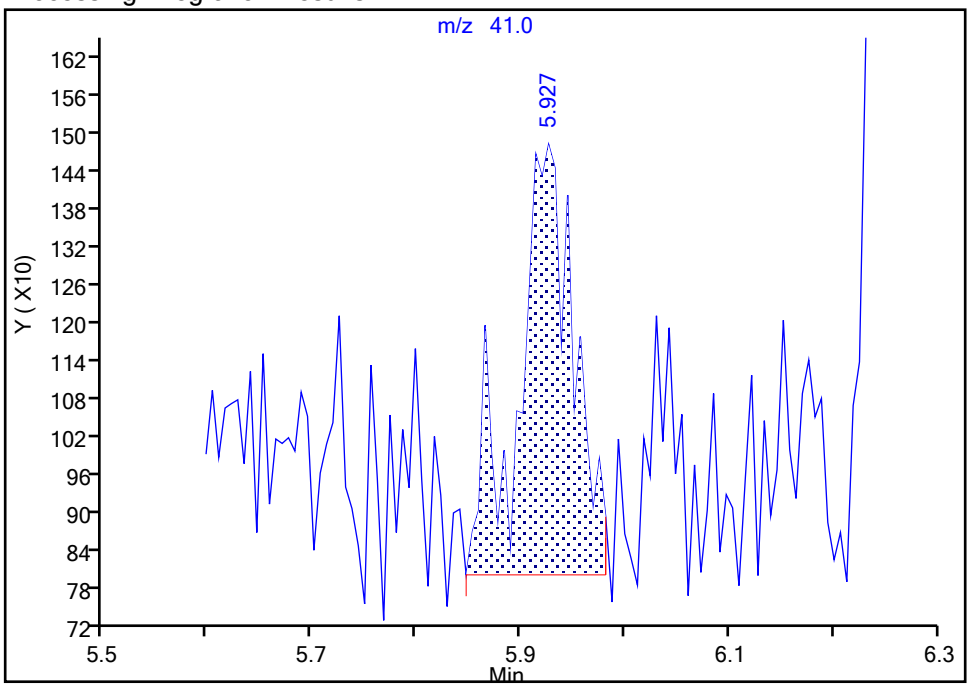

Manual Integration Results

RT: 5.93
Area: 1843
Amount: 1.272549
Amount Units: ug/l

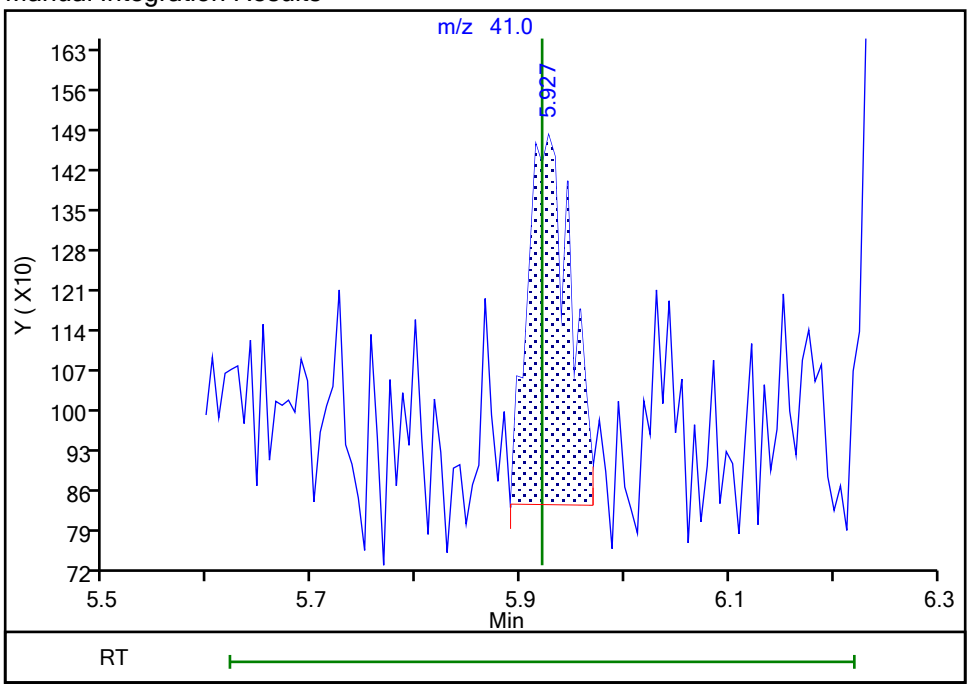

Reviewer: FK2C, 01-Sep-2022 10:14:39
Audit Action: Manually Integrated Audit Reason: Other

Manual Integration/User Assign Peak Report

Eurofins Edison

Data File: \\chromfs\Edison\ChromData\CVOAMS17\20220901-149891.b\TT59891.D
Injection Date: 01-Sep-2022 09:18:30 Instrument ID: CVOAMS17
Lims ID: STD05
Client ID:
Operator ID: ALS Bottle#: 3 Worklist Smp#: 4
Purge Vol: 5.000 mL Dil. Factor: 1.0000
Method: 8260W_17 Limit Group: VOA - 8260D Water and Solid
Column: DB-624 (0.18 mm) Detector MS Quad

110 trans-1,4-Dichloro-2-butene, CAS: 110-57-6

Signal: 1

Processing Integration Results

RT: 9.90
Area: 136
Amount: 0.436606
Amount Units: ug/l

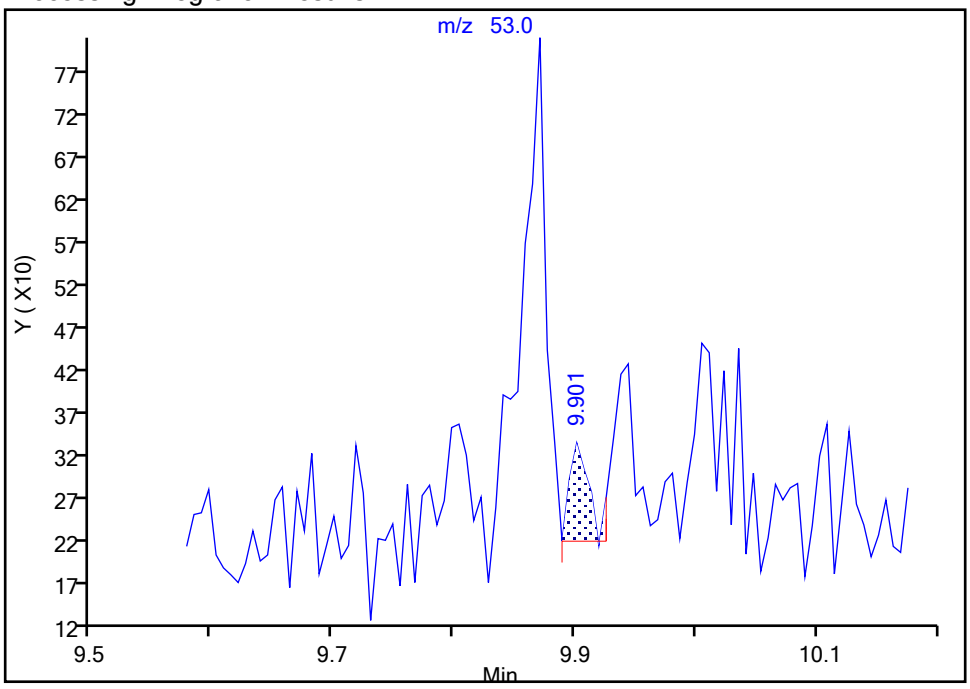

Manual Integration Results

RT: 9.87
Area: 992
Amount: 0.593028
Amount Units: ug/l

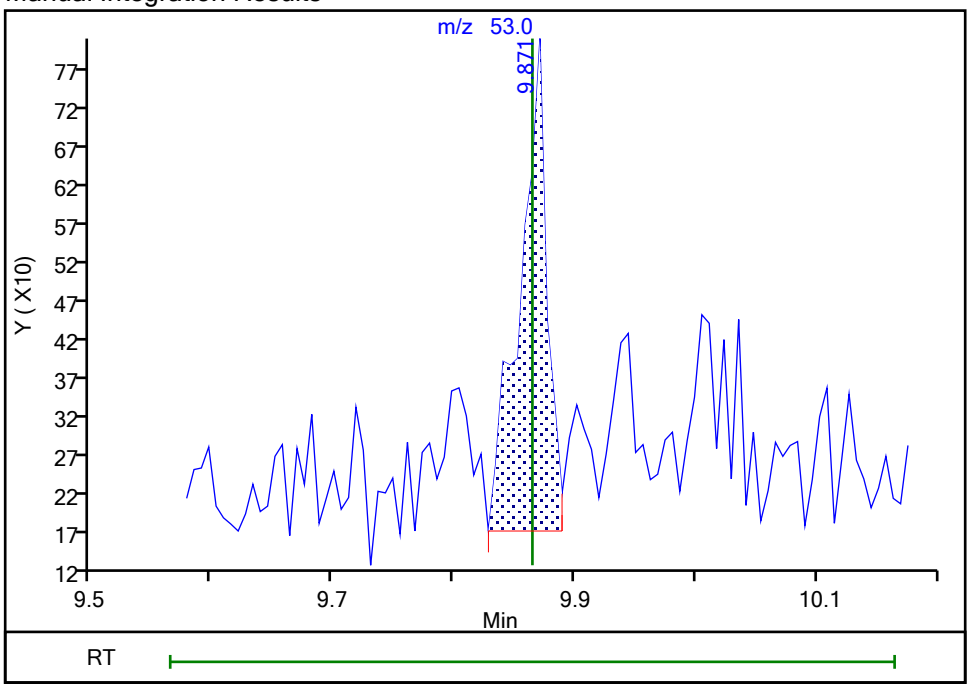

Reviewer: FK2C, 01-Sep-2022 10:14:53
Audit Action: Assigned Compound ID Audit Reason: Other

User Disabled Compound Report

Eurofins Edison

Data File: \\chromfs\Edison\ChromData\CVOAMS17\20220901-149891.b\TT59891.D
Injection Date: 01-Sep-2022 09:18:30 Instrument ID: CVOAMS17
Lims ID: STD05
Client ID:
Operator ID: ALS Bottle#: 3 Worklist Smp#: 4
Purge Vol: 5.000 mL Dil. Factor: 1.0000
Method: 8260W_17 Limit Group: VOA - 8260D Water and Solid
Column: DB-624 (0.18 mm) Detector MS Quad

14 Ethanol, CAS: 64-17-5

Processing Results

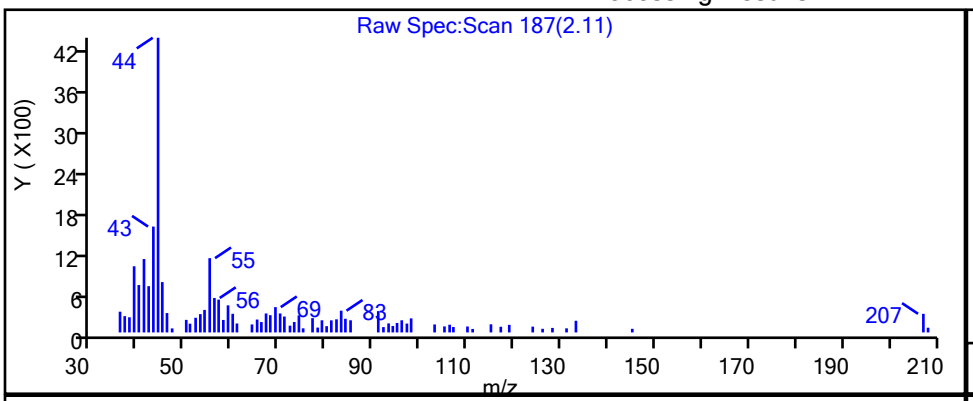

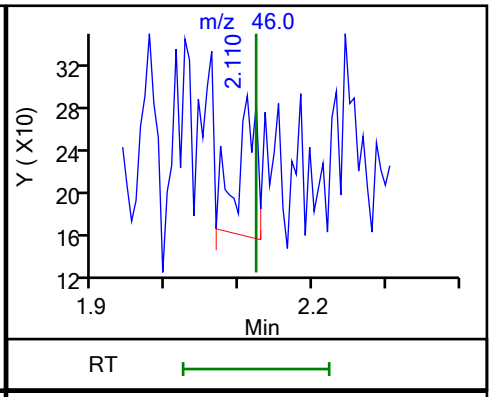

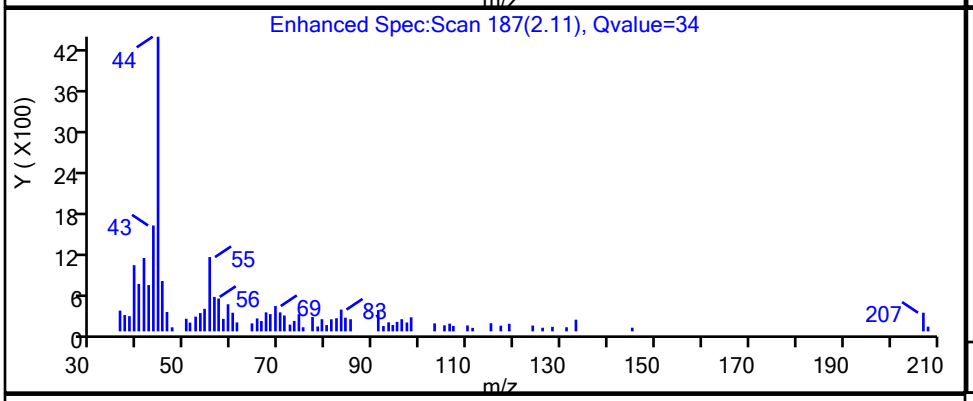

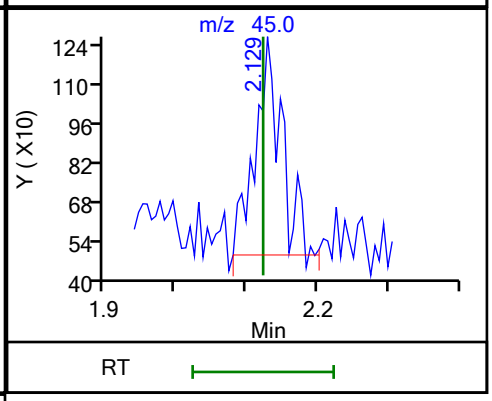

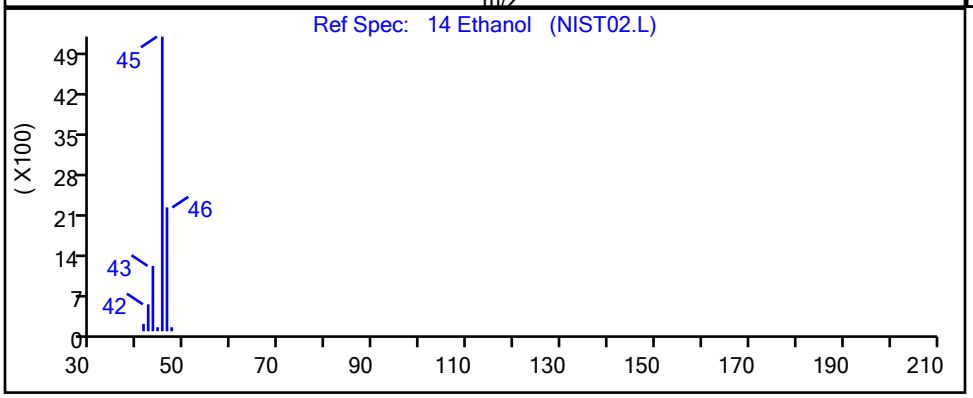

RT	Mass	Response	Amount
2.11	46.00	243	
2.13	45.00	2060	

Reviewer: W9CM, 02-Sep-2022 14:13:42
Audit Action: Marked Compound Undetected Audit Reason: Invalid Compound ID

User Disabled Compound Report

Eurofins Edison

Data File: \\chromfs\Edison\ChromData\CVOAMS17\20220901-149891.b\TT59891.D
Injection Date: 01-Sep-2022 09:18:30 Instrument ID: CVOAMS17
Lims ID: STD05
Client ID:
Operator ID: ALS Bottle#: 3 Worklist Smp#: 4
Purge Vol: 5.000 mL Dil. Factor: 1.0000
Method: 8260W_17 Limit Group: VOA - 8260D Water and Solid
Column: DB-624 (0.18 mm) Detector MS Quad

46 Ethyl acetate, CAS: 141-78-6

Processing Results

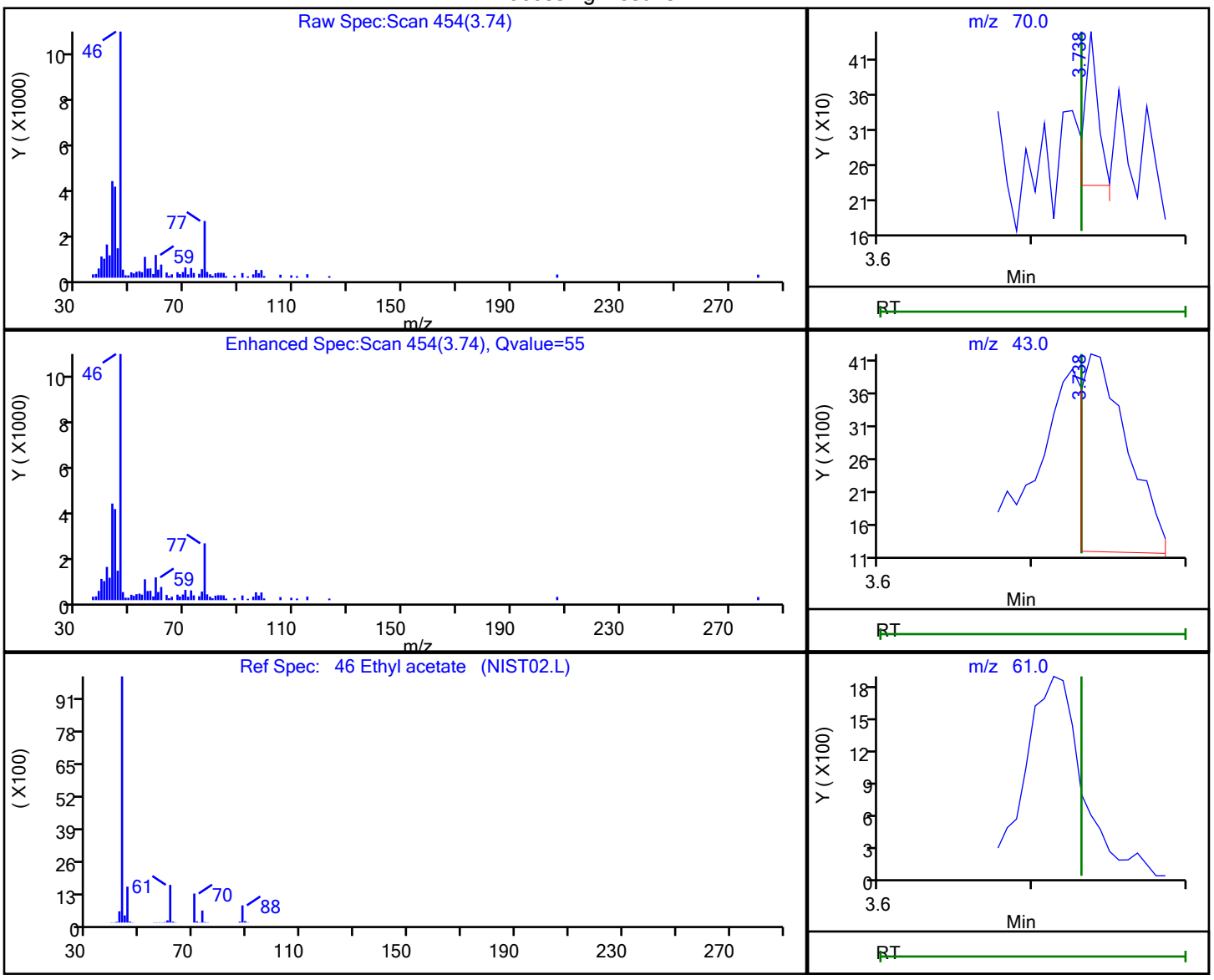

RT	Mass	Response	Amount
3.74	70.00	131	0.248397
3.74	43.00	6443	
3.73	61.00	0	

Reviewer: W9CM, 02-Sep-2022 13:43:21
Audit Action: Marked Compound Undetected Audit Reason: Invalid Compound ID

User Disabled Compound Report

Eurofins Edison

Data File: \\chromfs\Edison\ChromData\CVOAMS17\20220901-149891.b\TT59891.D
Injection Date: 01-Sep-2022 09:18:30 Instrument ID: CVOAMS17
Lims ID: STD05
Client ID:
Operator ID: ALS Bottle#: 3 Worklist Smp#: 4
Purge Vol: 5.000 mL Dil. Factor: 1.0000
Method: 8260W_17 Limit Group: VOA - 8260D Water and Solid
Column: DB-624 (0.18 mm) Detector MS Quad

25 Isopropyl alcohol, CAS: 67-63-0

Processing Results

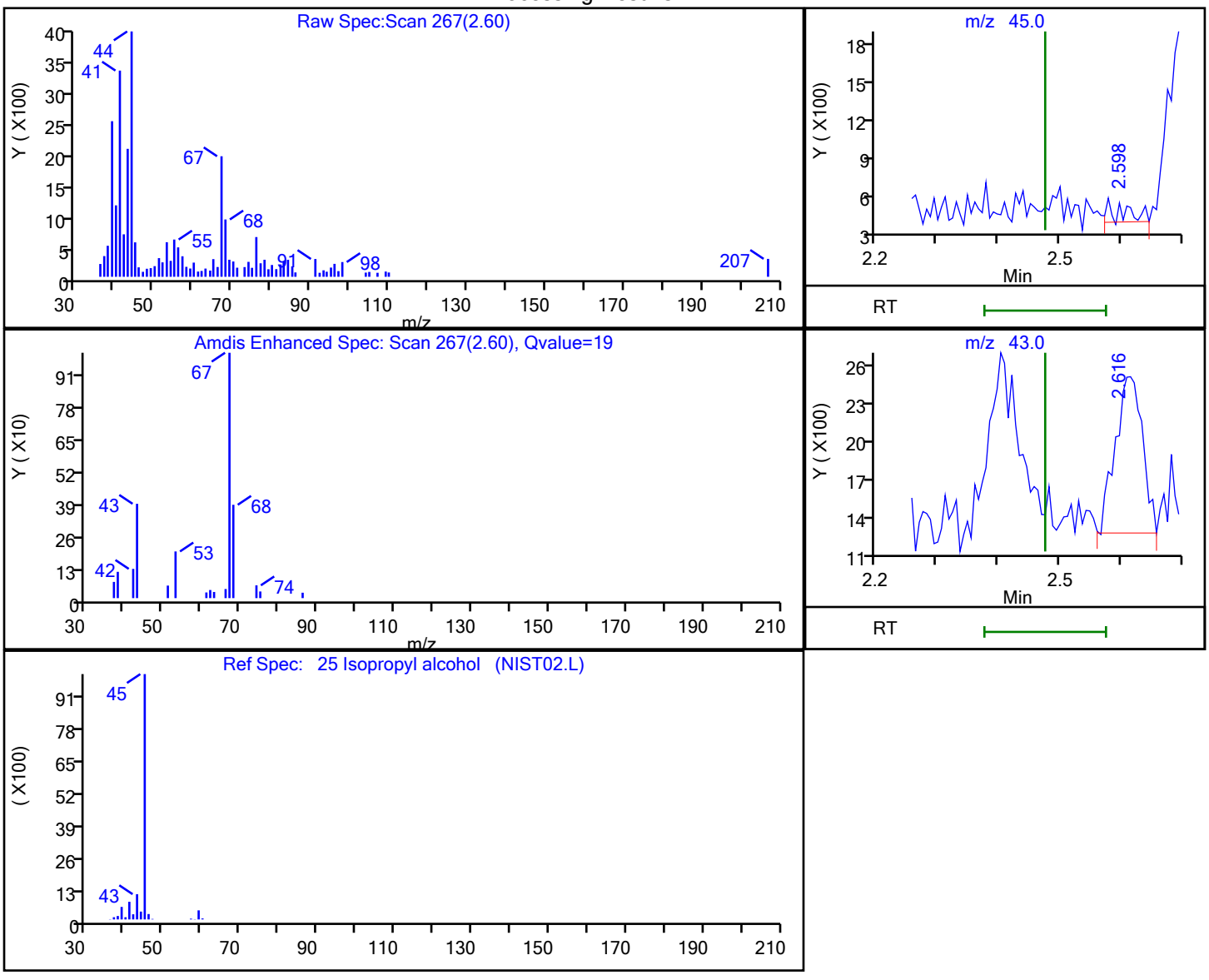

RT	Mass	Response	Amount
2.60	45.00	306	
2.62	43.00	3639	

Reviewer: W9CM, 02-Sep-2022 13:41:58
Audit Action: Marked Compound Undetected Audit Reason: Invalid Compound ID

Eurofins Edison
Target Compound Quantitation Report

Data File: \\chromfs\Edison\ChromData\CVOAMS17\20220901-149891.b\TT59892.D
Lims ID: STD1
Client ID:
Sample Type: IC Calib Level: 2
Inject. Date: 01-Sep-2022 09:39:30 ALS Bottle#: 4 Worklist Smp#: 5
Purge Vol: 5.000 mL Dil. Factor: 1.0000
Sample Info: STD1
Misc. Info.: 460-0149891-005
Operator ID: Instrument ID: CVOAMS17
Sublist: chrom-8260W_17*sub2

Method: \\chromfs\Edison\ChromData\CVOAMS17\20220901-149891.b\8260W_17.m
Limit Group: VOA - 8260D Water and Solid
Last Update: 02-Sep-2022 15:15:53 Calib Date: 01-Sep-2022 11:22:30
Integrator: RTE ID Type: Deconvolution ID
Quant Method: Internal Standard Quant By: Initial Calibration
Last ICal File: \\chromfs\Edison\ChromData\CVOAMS17\20220901-149891.b\TT59897.D

Column 1 : DB-624 (0.18 mm) Det: MS Quad
Process Host: CTX1631

First Level Reviewer: FK2C Date: 01-Sep-2022 10:11:10

Compound	Sig	RT (min.)	Exp RT (min.)	Dlt RT (min.)	Q	Response	Cal Amt ug/l	OnCol Amt ug/l	Flags
3 Chlorotrifluoroethene	116	1.232	1.257	-0.025	54	1236	1.00	0.8998	
2 1,1-Difluoroethane	65	1.251	1.263	-0.012	95	2361	1.00	1.01	a
4 Dichlorodifluoromethane	85	1.275	1.275	0.000	69	4504	1.00	0.8565	
5 Chlorodifluoromethane	67	1.287	1.293	-0.006	97	933	1.00	0.99	
6 Chloromethane	50	1.421	1.427	-0.006	98	8415	1.00	1.08	
7 Vinyl chloride	62	1.494	1.501	-0.007	71	6330	1.00	1.10	
8 Butadiene	54	1.501	1.507	-0.006	96	6605	1.00	1.09	M
9 Bromomethane	94	1.738	1.744	-0.006	93	3389	1.00	0.9842	
10 Chloroethane	64	1.781	1.793	-0.012	96	4330	1.00	1.14	
11 Dichlorofluoromethane	67	1.958	1.958	0.000	98	9512	1.00	1.01	
13 Pentane	72	1.952	1.964	-0.012	95	1858	2.00	2.66	
12 Trichlorofluoromethane	101	1.964	1.970	-0.006	42	6579	1.00	1.04	M
14 Ethanol	46	2.104	2.122	-0.018	37	515	40.0	54.5	
15 Ethyl ether	74	2.128	2.128	0.000	88	2998	1.00	1.13	
16 2-Methyl-1,3-butadiene	53	2.141	2.147	-0.006	81	3776	1.00	0.9793	
17 1,2-Dichloro-1,1,2-trifluoroetha	117	2.189	2.196	-0.007	68	3594	1.00	0.9868	
18 1,1,1-Trifluoro-2,2-dichloroetha	83	2.232	2.238	-0.006	86	5660	1.00	0.9410	a
19 Acrolein	56	2.275	2.287	-0.012	43	633	4.00	2.54	M
20 1,1,2-Trichloro-1,2,2-trifluoroe	101	2.299	2.299	0.000	88	4308	1.00	1.08	a
21 1,1-Dichloroethene	96	2.311	2.311	0.000	95	3963	1.00	1.01	
22 Acetone	43	2.403	2.397	0.006	85	9106	5.00	6.39	
23 Iodomethane	142	2.446	2.452	-0.006	98	7310	1.00	1.00	
25 Isopropyl alcohol	45	2.464	2.476	-0.012	29	1362	10.0	9.24	M
24 Carbon disulfide	76	2.470	2.476	-0.006	100	17506	1.00	1.06	
26 3-Chloro-1-propene	76	2.586	2.592	-0.006	90	3036	1.00	1.01	
28 Cyclopentene	67	2.598	2.604	-0.006	94	10799	1.00	1.05	
27 Methyl acetate	43	2.604	2.604	0.000	89	6189	2.00	1.86	
29 Acetonitrile	40	2.708	2.671	0.037	20	3338	10.0	13.3	Ma
30 Methylene Chloride	84	2.702	2.708	-0.006	95	5471	1.00	1.04	
* 31 TBA-d9 (IS)	66	2.720	2.726	-0.006	0	38057	1000.0	1000.0	

Compound	Sig	RT (min.)	Exp RT (min.)	Dlt RT (min.)	Q	Response	Cal Amt ug/l	OnCol Amt ug/l	Flags
32 2-Methyl-2-propanol	59	2.781	2.793	-0.012	28	5280	10.0	11.9	a
33 Methyl tert-butyl ether	73	2.848	2.854	-0.006	71	13175	1.00	1.01	
34 trans-1,2-Dichloroethene	96	2.866	2.872	-0.006	98	4467	1.00	1.00	
35 Acrylonitrile	53	2.939	2.945	-0.006	93	17315	10.0	10.1	
36 Hexane	57	3.000	3.006	-0.006	91	6387	1.00	1.15	
37 Isopropyl ether	45	3.201	3.208	-0.007	87	16830	1.00	1.04	
38 1,1-Dichloroethane	63	3.226	3.232	-0.006	98	8823	1.00	1.03	
39 Vinyl acetate	86	3.250	3.250	0.000	100	1918	2.00	2.39	
40 2-Chloro-1,3-butadiene	88	3.269	3.275	-0.007	92	3867	1.00	1.02	
41 Tert-butyl ethyl ether	59	3.500	3.500	0.000	88	15206	1.00	1.02	
* 42 2-Butanone-d5	46	3.677	3.689	-0.012	0	290966	250.0	250.0	
43 2,2-Dichloropropane	97	3.683	3.695	-0.012	52	2233	1.00	1.25	
44 cis-1,2-Dichloroethene	96	3.707	3.714	-0.007	92	4902	1.00	1.02	
46 Ethyl acetate	70	3.732	3.732	0.000	92	832	2.00	1.92	M
45 2-Butanone (MEK)	72	3.738	3.738	0.000	94	2942	5.00	6.07	a
47 Methyl acrylate	55	3.768	3.787	-0.019	58	4720	1.00	1.17	
48 Propionitrile	54	3.872	3.866	0.006	93	5787	10.0	10.4	
49 Chlorobromomethane	128	3.921	3.921	0.000	92	2472	1.00	1.06	
50 Tetrahydrofuran	72	3.933	3.927	0.006	52	1503	2.00	2.61	
51 Methacrylonitrile	67	3.945	3.951	-0.006	96	17219	10.0	10.0	
52 Chloroform	83	3.970	3.976	-0.006	98	8199	1.00	1.01	
53 Cyclohexane	84	4.092	4.091	0.001	96	6027	1.00	1.04	
54 1,1,1-Trichloroethane	97	4.098	4.104	-0.006	97	6054	1.00	0.8895	
$ 55 Dibromofluoromethane (Surr)	113	4.116	4.122	-0.006	96	133511	50.0	51.0	
56 Carbon tetrachloride	117	4.207	4.213	-0.006	96	5933	1.00	1.03	
57 1,1-Dichloropropene	75	4.238	4.244	-0.006	95	6157	1.00	1.04	
58 Isobutyl alcohol	43	4.396	4.390	0.006	45	8855	25.0	32.3	a
59 Isooctane	57	4.396	4.402	-0.006	92	15244	1.00	1.00	
60 Benzene	78	4.427	4.427	0.000	53	17614	1.00	1.04	
$ 61 1,2-Dichloroethane-d4 (Surr)	65	4.445	4.445	0.000	0	158819	50.0	48.3	
62 Tert-amyl methyl ether	73	4.494	4.494	0.000	79	14231	1.00	0.9360	
63 Isopropyl acetate	61	4.500	4.506	-0.006	92	2347	1.00	0.9475	
64 1,2-Dichloroethane	62	4.512	4.518	-0.006	95	6509	1.00	1.04	
65 n-Heptane	100	4.579	4.585	-0.006	90	914	1.00	1.01	
* 66 Fluorobenzene	96	4.701	4.701	0.000	98	505061	50.0	50.0	
67 n-Butanol	56	5.043	5.024	0.019	50	2332	25.0	28.7	
68 Trichloroethene	95	5.030	5.043	-0.013	95	4600	1.00	1.05	
69 Methylcyclohexane	83	5.146	5.152	-0.006	92	7146	1.00	1.06	
70 Ethyl acrylate	99	5.158	5.171	-0.013	96	565	1.00	0.9146	
71 1,2-Dichloropropane	63	5.311	5.317	-0.006	87	4978	1.00	1.06	
* 72 1,4-Dioxane-d8	96	5.378	5.384	-0.006	0	18649	1000.0	1000.0	
73 Methyl methacrylate	100	5.402	5.402	0.000	92	1998	2.00	2.02	
75 1,4-Dioxane	88	5.427	5.439	-0.012	37	1612	50.0	57.5	
74 Dibromomethane	93	5.439	5.439	0.000	93	2989	1.00	1.05	
76 n-Propyl acetate	43	5.457	5.463	-0.006	98	6088	1.00	0.9606	
77 Dichlorobromomethane	83	5.585	5.591	-0.006	97	5845	1.00	0.99	
78 2-Nitropropane	41	5.920	5.920	0.000	80	3244	2.00	2.46	
79 2-Chloroethyl vinyl ether	63	5.920	5.926	-0.006	75	2928	1.00	1.06	
80 Epichlorohydrin	57	6.024	6.024	0.000	98	8336	20.0	20.8	
81 cis-1,3-Dichloropropene	75	6.073	6.073	0.000	95	6610	1.00	0.9678	
82 4-Methyl-2-pentanone (MIBK)	58	6.250	6.244	0.006	97	8675	5.00	5.14	
$ 83 Toluene-d8 (Surr)	98	6.305	6.304	0.000	98	441257	50.0	50.3	

Compound	Sig	RT (min.)	Exp RT (min.)	Dlt RT (min.)	Q	Response	Cal Amt ug/l	OnCol Amt ug/l	Flags
84 Toluene	91	6.378	6.378	0.000	94	16265	1.00	0.9892	
85 trans-1,3-Dichloropropene	75	6.731	6.731	0.000	97	6434	1.00	1.05	
86 Ethyl methacrylate	69	6.774	6.774	0.000	96	5366	1.00	0.9593	
87 1,1,2-Trichloroethane	83	6.939	6.938	0.001	94	3352	1.00	1.08	
88 Tetrachloroethene	166	6.963	6.969	-0.006	92	3646	1.00	0.99	
89 1,3-Dichloropropane	76	7.140	7.140	0.000	93	6112	1.00	1.04	
90 2-Hexanone	43	7.219	7.219	0.000	99	15766	5.00	5.50	
91 n-Butyl acetate	43	7.341	7.335	0.006	98	7444	1.00	1.03	
92 Chlorodibromomethane	129	7.359	7.359	0.000	93	3686	1.00	0.9474	
93 Ethylene Dibromide	107	7.499	7.505	-0.006	99	3533	1.00	1.02	
* 94 Chlorobenzene-d5	117	8.042	8.042	0.000	90	340257	50.0	50.0	
95 Chlorobenzene	112	8.072	8.079	-0.006	96	10288	1.00	1.01	
96 Ethylbenzene	106	8.188	8.188	0.000	99	5757	1.00	1.02	
97 1,1,1,2-Tetrachloroethane	131	8.200	8.207	-0.007	95	4258	1.00	1.03	
98 m-Xylene & p-Xylene	106	8.341	8.347	-0.006	0	7318	1.00	1.05	
99 o-Xylene	106	8.865	8.859	0.006	91	7152	1.00	0.9784	
100 n-Butyl acrylate	73	8.877	8.877	0.000	96	3864	1.00	1.05	
101 Styrene	104	8.902	8.902	0.000	95	11313	1.00	0.9691	
102 Bromoform	173	9.164	9.158	0.006	94	2678	1.00	1.03	
103 Amyl acetate (mixed isomers)	43	9.182	9.182	0.000	88	10345	1.00	1.05	
104 Isopropylbenzene	105	9.328	9.328	0.000	96	18284	1.00	0.99	
$ 105 4-Bromofluorobenzene	174	9.560	9.560	0.000	86	134561	50.0	50.9	
106 Bromobenzene	156	9.706	9.706	0.000	94	4447	1.00	0.9706	
107 1,1,2,2-Tetrachloroethane	83	9.786	9.785	0.001	98	5646	1.00	1.05	
108 N-Propylbenzene	91	9.804	9.804	0.000	98	23094	1.00	0.9717	
109 1,2,3-Trichloropropane	110	9.834	9.834	0.000	92	1670	1.00	1.08	
110 trans-1,4-Dichloro-2-butene	53	9.865	9.865	0.000	77	1528	1.00	1.01	a
111 2-Chlorotoluene	91	9.914	9.914	0.000	97	16289	1.00	0.9836	
112 4-Ethyltoluene	105	9.944	9.938	0.006	97	19038	1.00	0.9888	
113 1,3,5-Trimethylbenzene	105	10.017	10.017	0.000	91	15767	1.00	0.9463	
114 4-Chlorotoluene	91	10.048	10.048	0.000	99	16383	1.00	0.99	
115 Butyl Methacrylate	87	10.151	10.151	0.000	93	6238	1.00	0.9477	
116 tert-Butylbenzene	119	10.334	10.334	0.000	91	11200	1.00	0.8808	
117 1,2,4-Trimethylbenzene	105	10.401	10.401	0.000	98	16638	1.00	0.9467	
118 sec-Butylbenzene	105	10.554	10.554	0.000	99	19857	1.00	0.9544	
119 1,3-Dichlorobenzene	146	10.688	10.682	0.006	93	8989	1.00	1.00	
120 4-Isopropyltoluene	119	10.700	10.700	0.000	97	16824	1.00	0.9553	
* 121 1,4-Dichlorobenzene-d4	152	10.755	10.755	0.000	98	201147	50.0	50.0	
122 1,4-Dichlorobenzene	146	10.779	10.779	0.000	93	9100	1.00	1.00	
123 1,2,3-Trimethylbenzene	105	10.810	10.810	0.000	99	17232	1.00	0.9494	
124 Benzyl chloride	91	10.926	10.926	0.000	97	10954	1.00	1.02	
125 2,3-Dihydroindene	117	10.987	10.986	0.001	94	16915	1.00	0.99	
126 p-Diethylbenzene	119	11.060	11.060	0.000	90	9367	1.00	0.9829	
127 n-Butylbenzene	92	11.084	11.084	0.000	97	10133	1.00	0.9882	
128 1,2-Dichlorobenzene	146	11.121	11.121	0.000	92	8906	1.00	0.9871	
129 1,2,4,5-Tetramethylbenzene	119	11.736	11.736	0.000	96	17389	1.00	0.99	
130 1,2-Dibromo-3-Chloropropane	157	11.822	11.822	0.000	89	1075	1.00	0.9899	
131 1,3,5-Trichlorobenzene	180	11.938	11.938	0.000	94	7019	1.00	0.9799	
132 1,2,4-Trichlorobenzene	180	12.444	12.437	0.007	94	6782	1.00	1.01	
133 Hexachlorobutadiene	225	12.529	12.529	0.000	92	2748	1.00	0.9237	
134 Naphthalene	128	12.633	12.633	0.001	99	16948	1.00	1.01	
135 1,2,3-Trichlorobenzene	180	12.815	12.815	0.000	94	6775	1.00	1.06	

Compound	Sig	RT (min.)	Exp RT (min.)	Dlt RT (min.)	Q	Response	Cal Amt ug/l	OnCol Amt ug/l	Flags
S 136 1,2-Dichloroethene, Total	100				0		2.00	2.02	
S 137 Xylenes, Total	100				0		2.00	2.02	
S 139 1,3-Dichloropropene, Total	1				0		2.00	2.01	
S 140 Total BTEX	1				0		5.00	5.07	

QC Flag Legend

Processing Flags
Review Flags
M - Manually Integrated
a - User Assigned ID

Reagents:

524freon_00056	Amount Added:	10.00	Units: uL	
ACROLEIN W_00143	Amount Added:	4.00	Units: uL	
8260MIX1COMB_00158	Amount Added:	10.00	Units: uL	
14DIOXINTER_00145	Amount Added:	30.00	Units: uL	
GASES Li_00491	Amount Added:	10.00	Units: uL	
VOA6IS/SURR_00060	Amount Added:	5.00	Units: uL	Run Reagent

Report Date: 02-Sep-2022 15:15:53 Chrom Revision: 2.3 30-Aug-2022 19:06:20

Eurofins Edison

Data File: \\chromfs\Edison\ChromData\CVOAMS17\20220901-149891.b\TT59892.D

Injection Date: 01-Sep-2022 09:39:30 Instrument ID: CVOAMS17

Lims ID: STD1

Client ID:

Operator ID: ALS Bottle#: 4 Worklist Smp#: 5

Purge Vol: 5.000 mL Dil. Factor: 1.0000

Method: 8260W_17 Limit Group: VOA - 8260D Water and Solid

Column: DB-624 (0.18 mm)

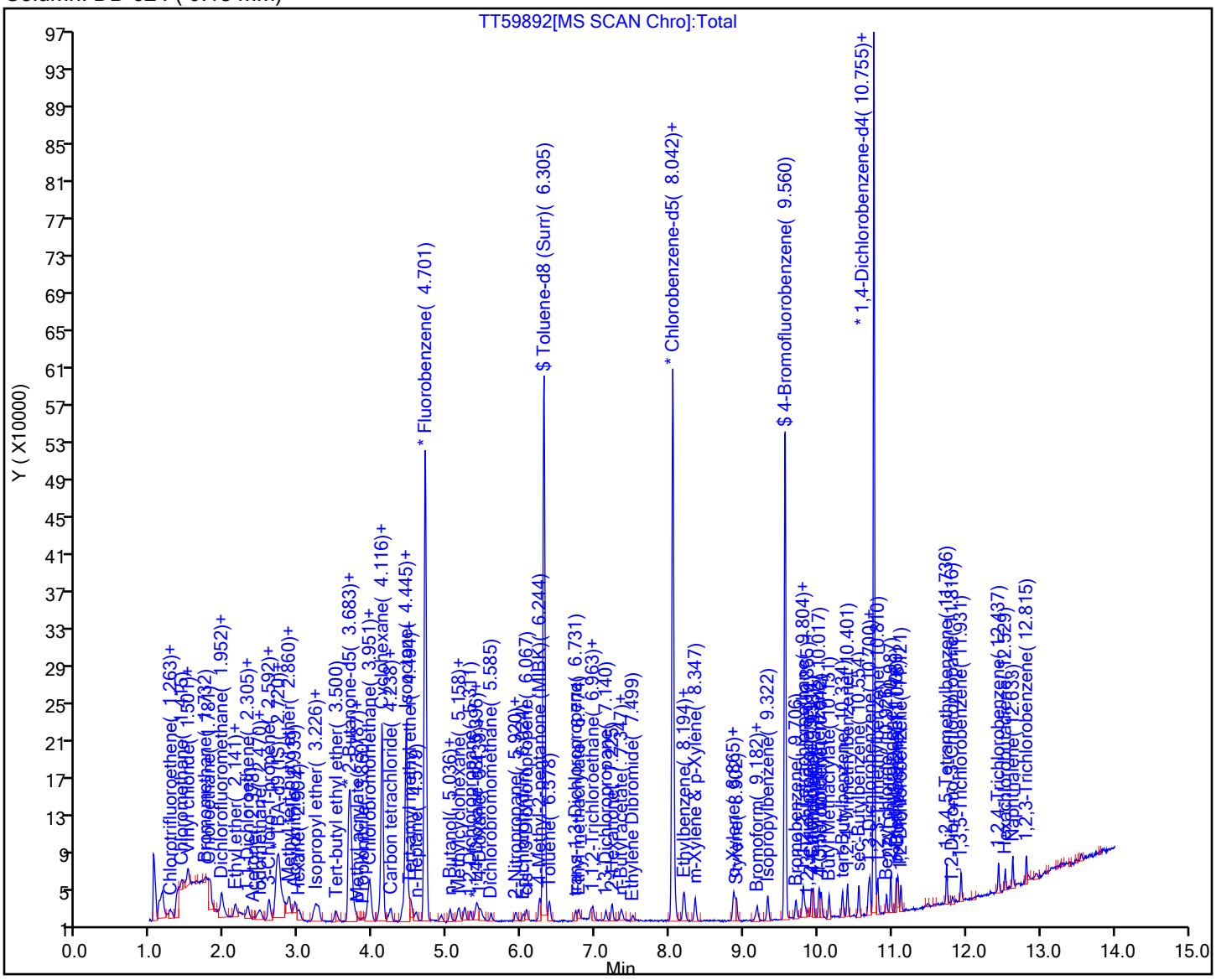

Manual Integration/User Assign Peak Report

Eurofins Edison

Data File: \\chromfs\Edison\ChromData\CVOAMS17\20220901-149891.b\TT59892.D
Injection Date: 01-Sep-2022 09:39:30 Instrument ID: CVOAMS17
Lims ID: STD1
Client ID:
Operator ID: ALS Bottle#: 4 Worklist Smp#: 5
Purge Vol: 5.000 mL Dil. Factor: 1.0000
Method: 8260W_17 Limit Group: VOA - 8260D Water and Solid
Column: DB-624 (0.18 mm) Detector MS Quad

8 Butadiene, CAS: 106-99-0

Signal: 1

Processing Integration Results

RT: 1.50
Area: 10253
Amount: 1.553356
Amount Units: ug/l

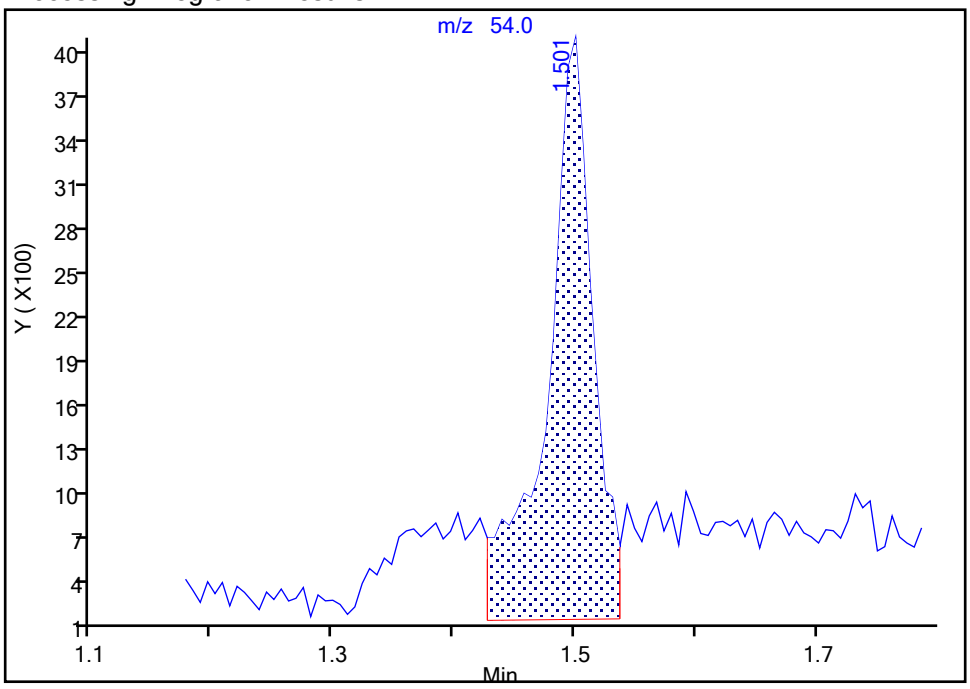

Manual Integration Results

RT: 1.50
Area: 6605
Amount: 1.094899
Amount Units: ug/l

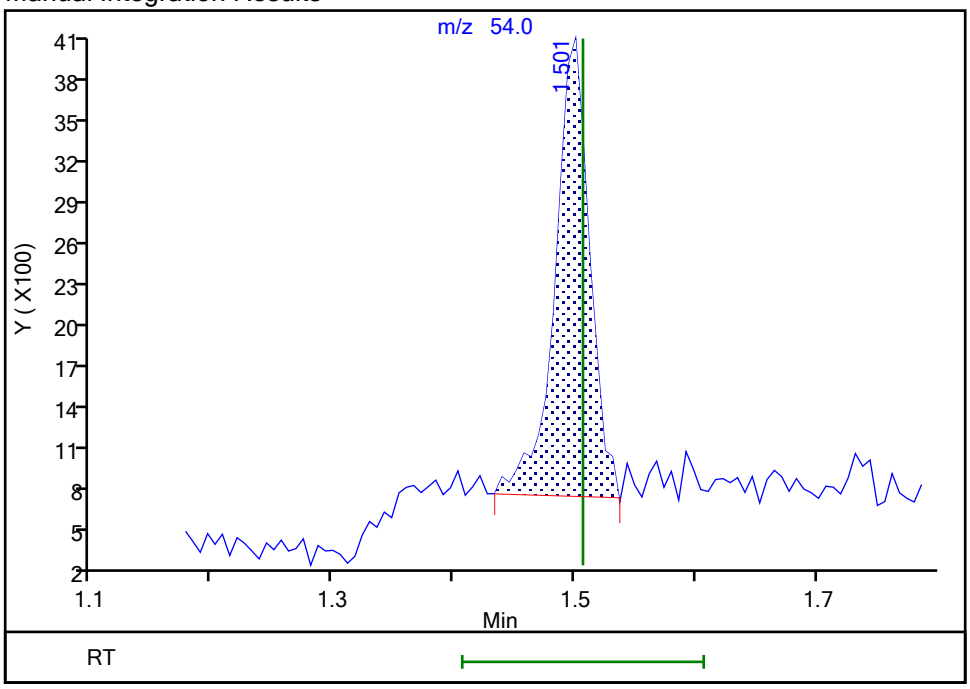

Reviewer: W9CM, 02-Sep-2022 13:47:25
Audit Action: Manually Integrated Audit Reason: Baseline

Eurofins Edison

Data File: \\chromfs\Edison\ChromData\CVOAMS17\20220901-149891.b\TT59892.D
Injection Date: 01-Sep-2022 09:39:30 Instrument ID: CVOAMS17
Lims ID: STD1
Client ID:
Operator ID: ALS Bottle#: 4 Worklist Smp#: 5
Purge Vol: 5.000 mL Dil. Factor: 1.0000
Method: 8260W_17 Limit Group: VOA - 8260D Water and Solid
Column: DB-624 (0.18 mm) Detector MS Quad

12 Trichlorofluoromethane, CAS: 75-69-4

Signal: 1

Processing Integration Results

RT: 1.96
Area: 5227
Amount: 0.850805
Amount Units: ug/l

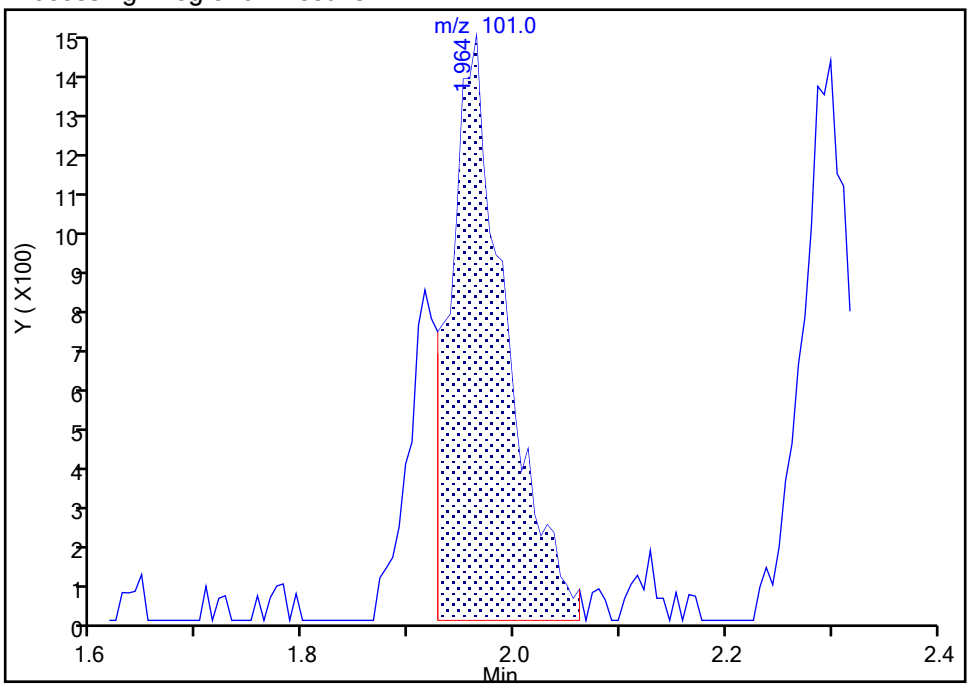

Manual Integration Results

RT: 1.96
Area: 6579
Amount: 1.038232
Amount Units: ug/l

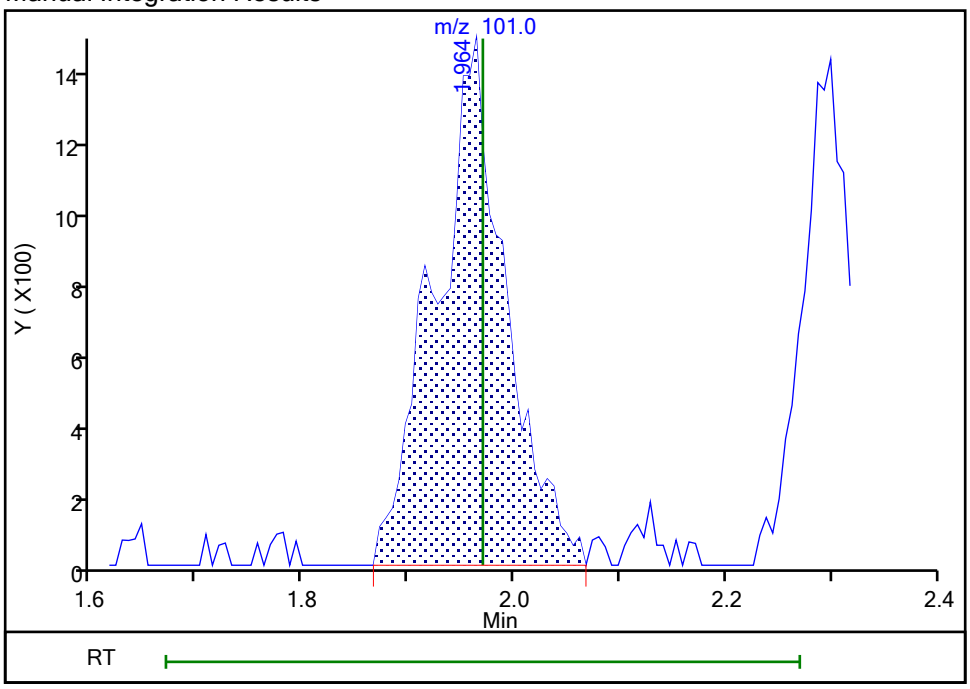

Reviewer: W9CM, 02-Sep-2022 13:47:46
Audit Action: Manually Integrated Audit Reason: Incomplete Integration

Manual Integration/User Assign Peak Report

Eurofins Edison

Data File: \\chromfs\Edison\ChromData\CVOAMS17\20220901-149891.b\TT59892.D
Injection Date: 01-Sep-2022 09:39:30 Instrument ID: CVOAMS17
Lims ID: STD1
Client ID:
Operator ID: ALS Bottle#: 4 Worklist Smp#: 5
Purge Vol: 5.000 mL Dil. Factor: 1.0000
Method: 8260W_17 Limit Group: VOA - 8260D Water and Solid
Column: DB-624 (0.18 mm) Detector MS Quad

18 1,1,1-Trifluoro-2,2-dichloroetha, CAS: 306-83-2

Signal: 1

Not Detected
Expected RT: 2.24

Processing Integration Results

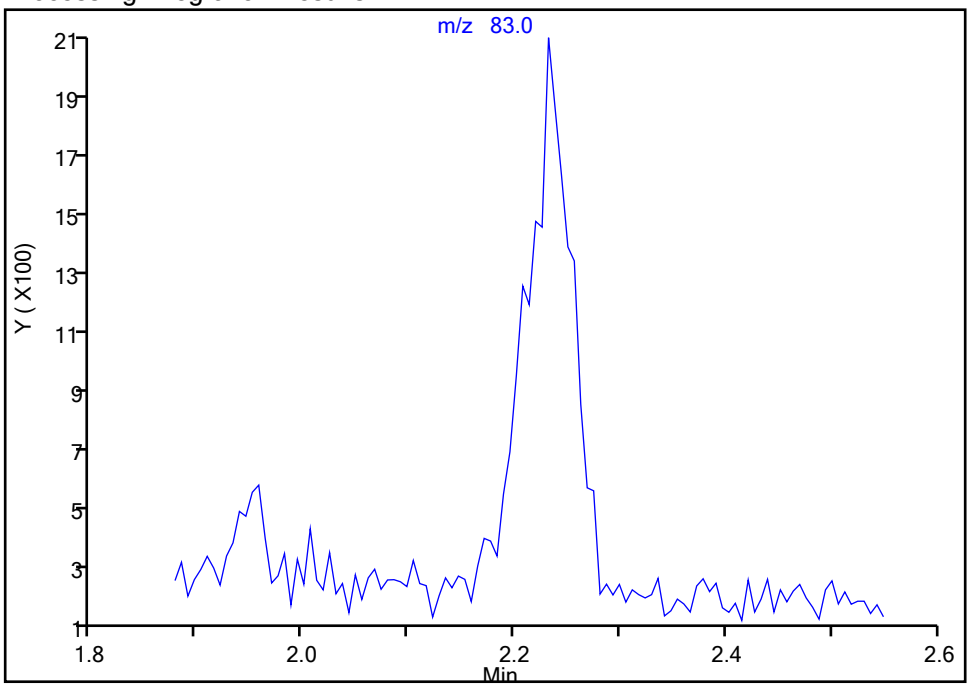

Manual Integration Results

RT: 2.23
Area: 5660
Amount: 0.941027
Amount Units: ug/l

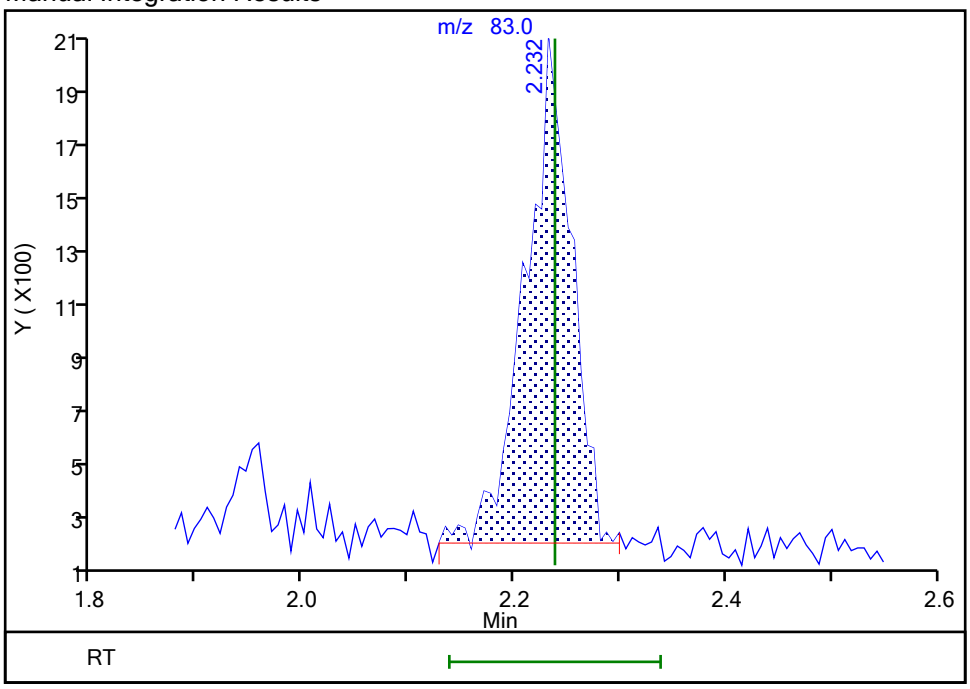

Reviewer: W9CM, 02-Sep-2022 13:47:57
Audit Action: Assigned Compound ID Audit Reason: Incomplete Integration

Manual Integration/User Assign Peak Report

Eurofins Edison

Data File: \\chromfs\Edison\ChromData\CVOAMS17\20220901-149891.b\TT59892.D
Injection Date: 01-Sep-2022 09:39:30 Instrument ID: CVOAMS17
Lims ID: STD1
Client ID:
Operator ID: ALS Bottle#: 4 Worklist Smp#: 5
Purge Vol: 5.000 mL Dil. Factor: 1.0000
Method: 8260W_17 Limit Group: VOA - 8260D Water and Solid
Column: DB-624 (0.18 mm) Detector MS Quad

19 Acrolein, CAS: 107-02-8

Signal: 1

Processing Integration Results

RT: 2.29
Area: 570
Amount: 2.288694
Amount Units: ug/l

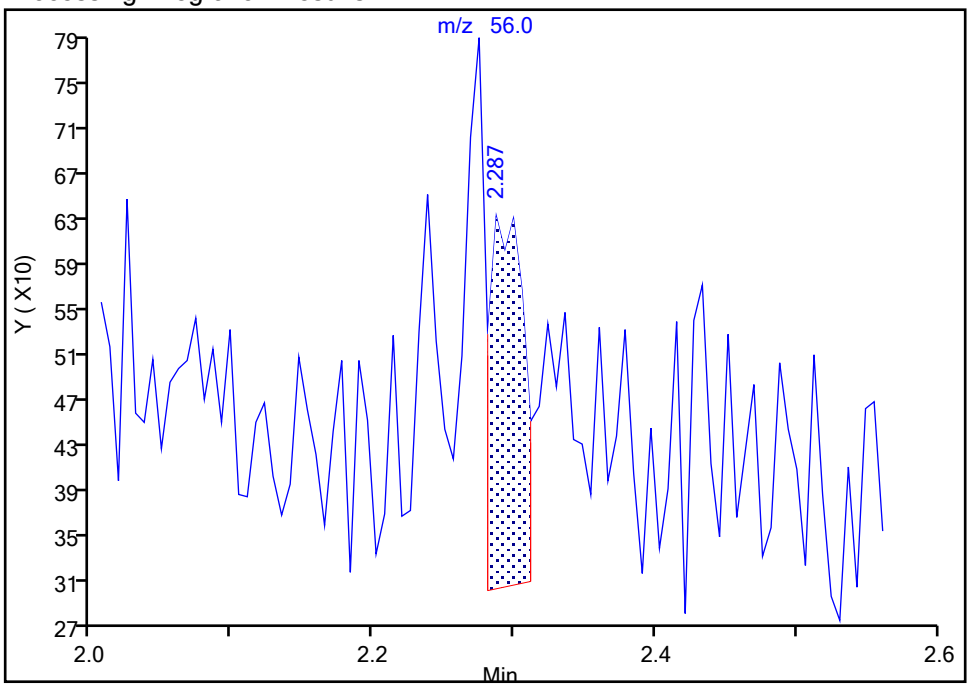

Manual Integration Results

RT: 2.27
Area: 633
Amount: 2.541351
Amount Units: ug/l

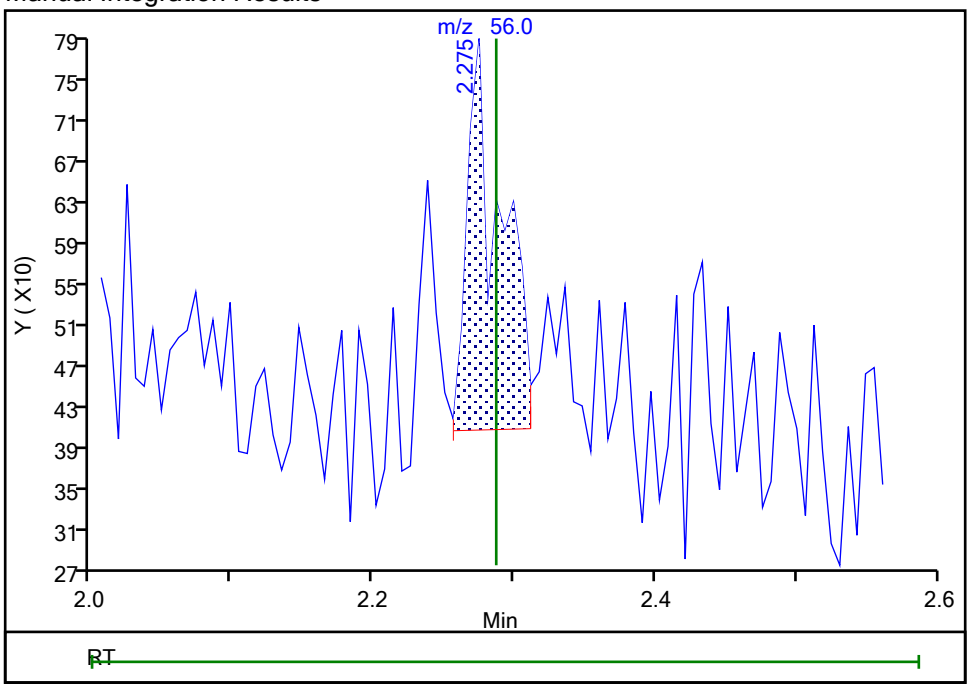

Reviewer: W9CM, 02-Sep-2022 14:15:12
Audit Action: Manually Integrated Audit Reason: Incomplete Integration

Manual Integration/User Assign Peak Report

Eurofins Edison

Data File: \\chromfs\Edison\ChromData\CVOAMS17\20220901-149891.b\TT59892.D
Injection Date: 01-Sep-2022 09:39:30 Instrument ID: CVOAMS17
Lims ID: STD1
Client ID:
Operator ID: ALS Bottle#: 4 Worklist Smp#: 5
Purge Vol: 5.000 mL Dil. Factor: 1.0000
Method: 8260W_17 Limit Group: VOA - 8260D Water and Solid
Column: DB-624 (0.18 mm) Detector MS Quad

20 1,1,2-Trichloro-1,2,2-trifluoroe, CAS: 76-13-1

Signal: 1

Not Detected
Expected RT: 2.30

Processing Integration Results

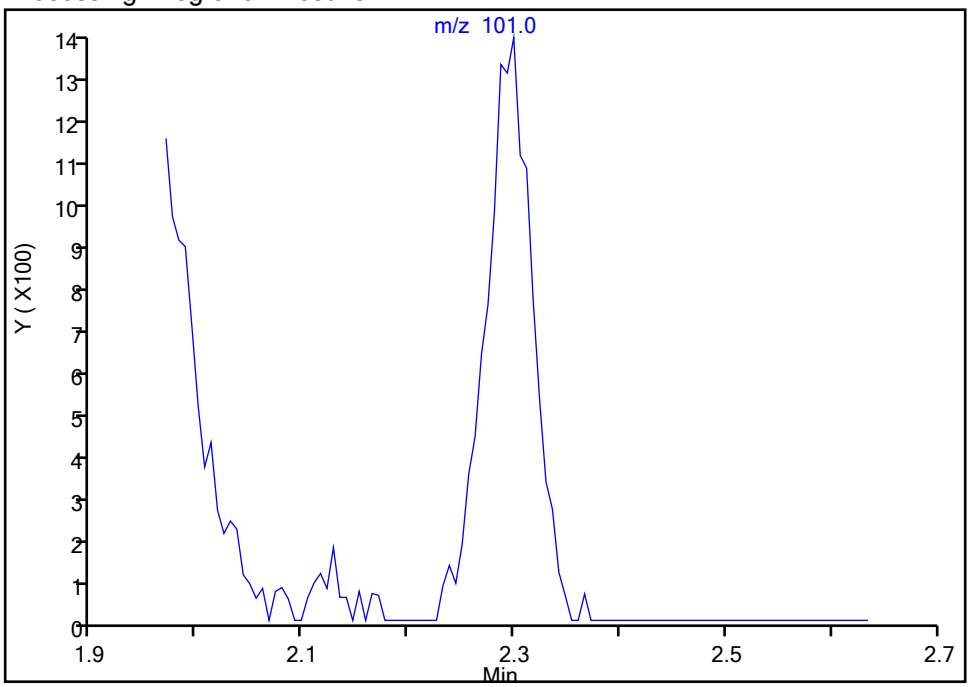

Manual Integration Results

RT: 2.30
Area: 4308
Amount: 1.083425
Amount Units: ug/l

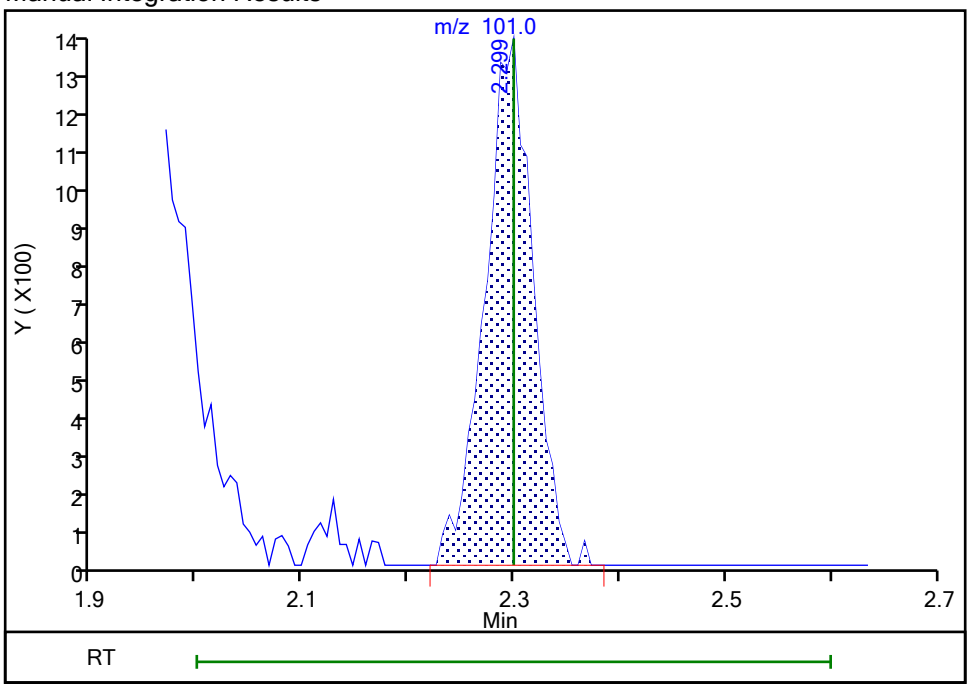

Reviewer: W9CM, 02-Sep-2022 13:48:17
Audit Action: Assigned Compound ID Audit Reason: Incomplete Integration

Manual Integration/User Assign Peak Report

Eurofins Edison

Data File: \\chromfs\Edison\ChromData\CVOAMS17\20220901-149891.b\TT59892.D
Injection Date: 01-Sep-2022 09:39:30 Instrument ID: CVOAMS17
Lims ID: STD1
Client ID:
Operator ID: ALS Bottle#: 4 Worklist Smp#: 5
Purge Vol: 5.000 mL Dil. Factor: 1.0000
Method: 8260W_17 Limit Group: VOA - 8260D Water and Solid
Column: DB-624 (0.18 mm) Detector MS Quad

25 Isopropyl alcohol, CAS: 67-63-0

Signal: 1

Processing Integration Results

RT: 2.51
Area: 1341
Amount: 9.115751
Amount Units: ug/l

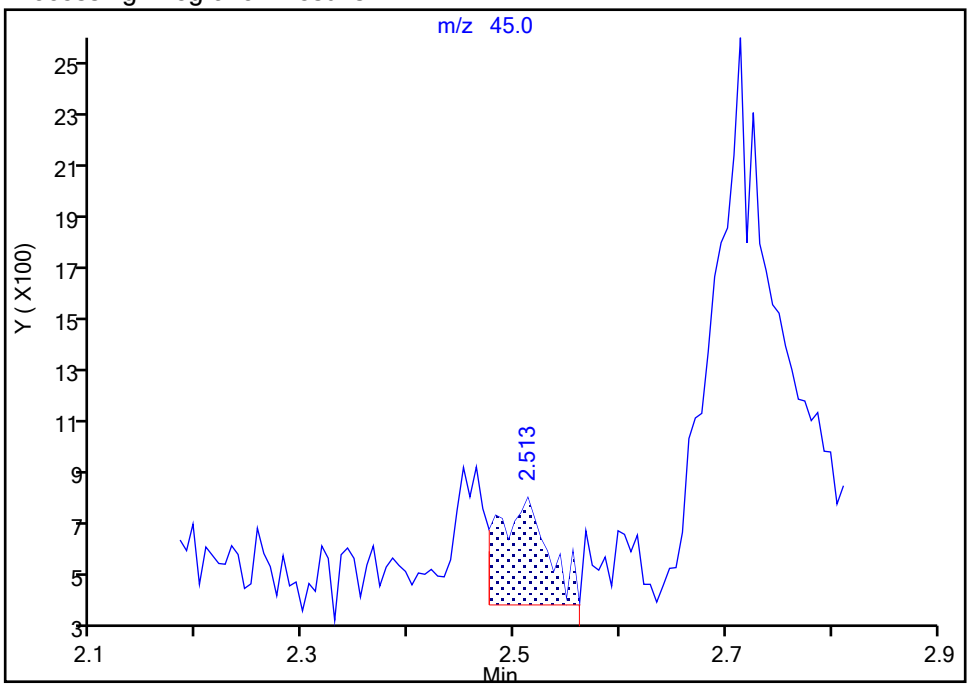

Manual Integration Results

RT: 2.46
Area: 1362
Amount: 9.236528
Amount Units: ug/l

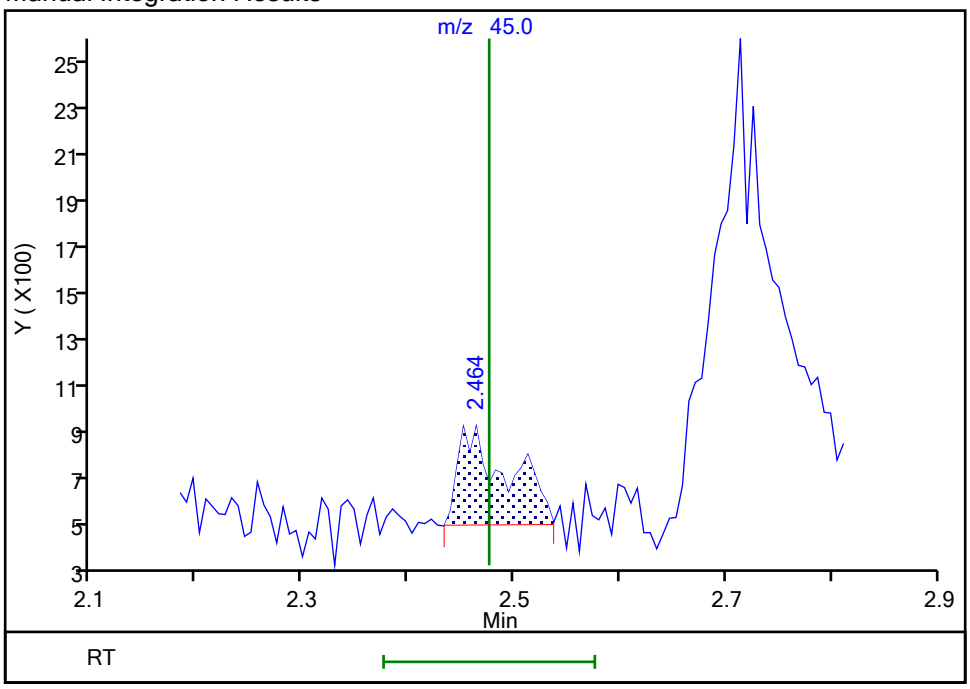

Reviewer: W9CM, 02-Sep-2022 13:48:32
Audit Action: Manually Integrated Audit Reason: Incomplete Integration

Manual Integration/User Assign Peak Report

Eurofins Edison

Data File: \\chromfs\Edison\ChromData\CVOAMS17\20220901-149891.b\TT59892.D
Injection Date: 01-Sep-2022 09:39:30 Instrument ID: CVOAMS17
Lims ID: STD1
Client ID:
Operator ID: ALS Bottle#: 4 Worklist Smp#: 5
Purge Vol: 5.000 mL Dil. Factor: 1.0000
Method: 8260W_17 Limit Group: VOA - 8260D Water and Solid
Column: DB-624 (0.18 mm) Detector MS Quad

29 Acetonitrile, CAS: 75-05-8

Signal: 1

Processing Integration Results

RT: 2.59
Area: 1594
Amount: 6.448417
Amount Units: ug/l

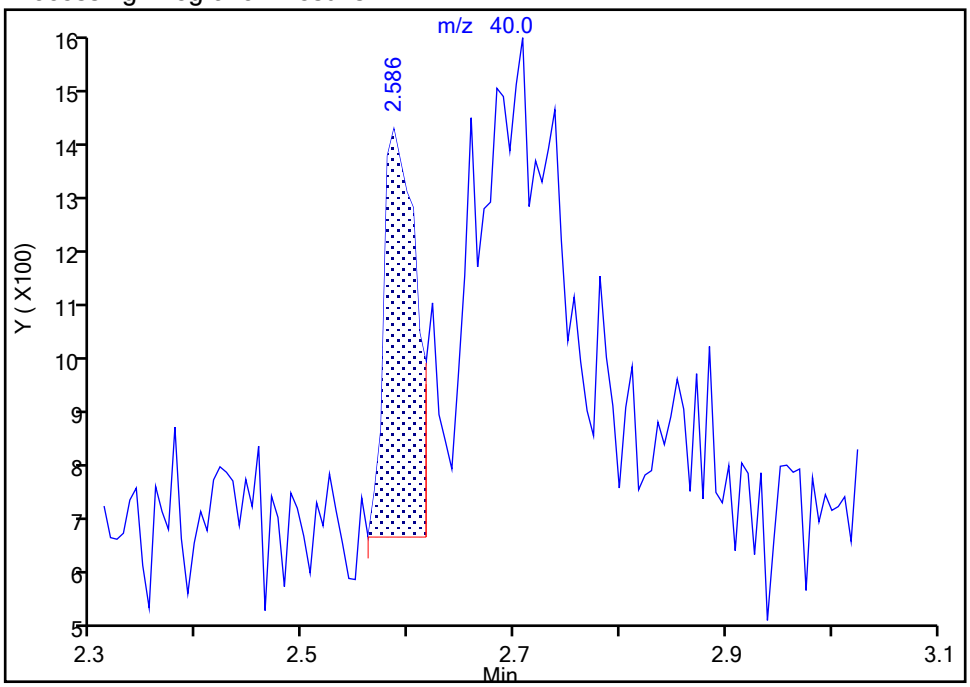

Manual Integration Results

RT: 2.71
Area: 3338
Amount: 13.310666
Amount Units: ug/l

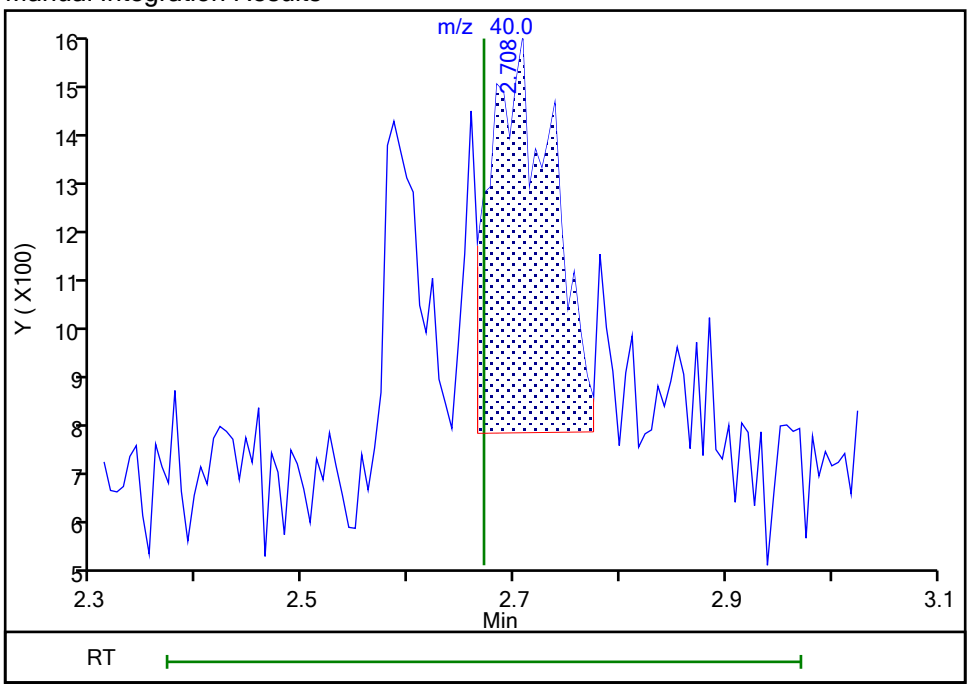

Reviewer: W9CM, 02-Sep-2022 13:48:57
Audit Action: Manually Integrated Audit Reason: Incomplete Integration

Manual Integration/User Assign Peak Report

Eurofins Edison

Data File: \\chromfs\Edison\ChromData\CVOAMS17\20220901-149891.b\TT59892.D
Injection Date: 01-Sep-2022 09:39:30 Instrument ID: CVOAMS17
Lims ID: STD1
Client ID:
Operator ID: ALS Bottle#: 4 Worklist Smp#: 5
Purge Vol: 5.000 mL Dil. Factor: 1.0000
Method: 8260W_17 Limit Group: VOA - 8260D Water and Solid
Column: DB-624 (0.18 mm) Detector MS Quad

32 2-Methyl-2-propanol, CAS: 75-65-0

Signal: 1

Not Detected
Expected RT: 2.79

Processing Integration Results

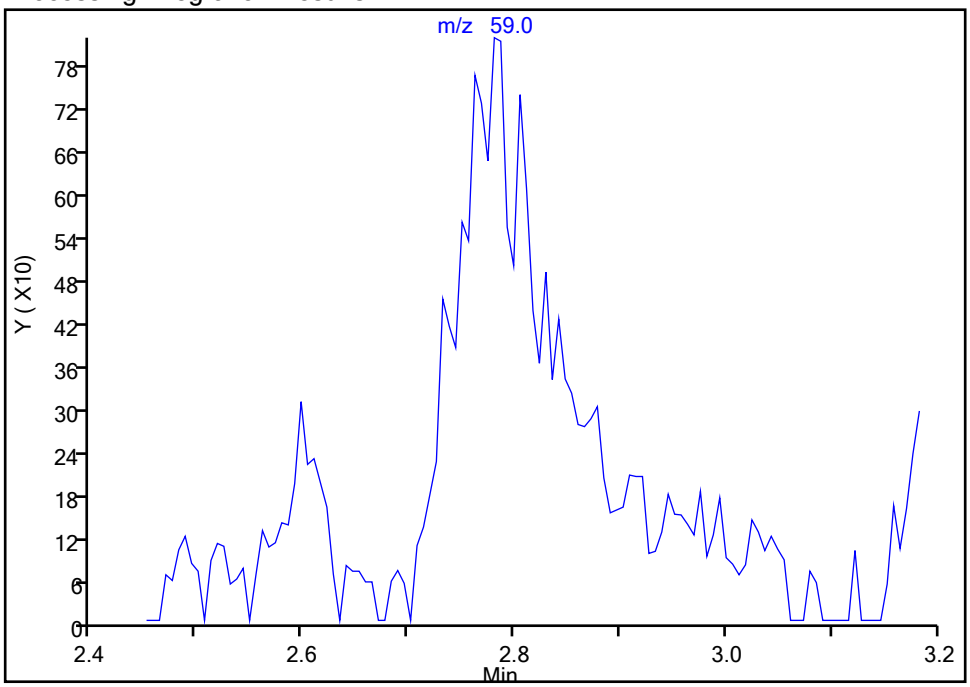

Manual Integration Results

RT: 2.78
Area: 5280
Amount: 11.922988
Amount Units: ug/l

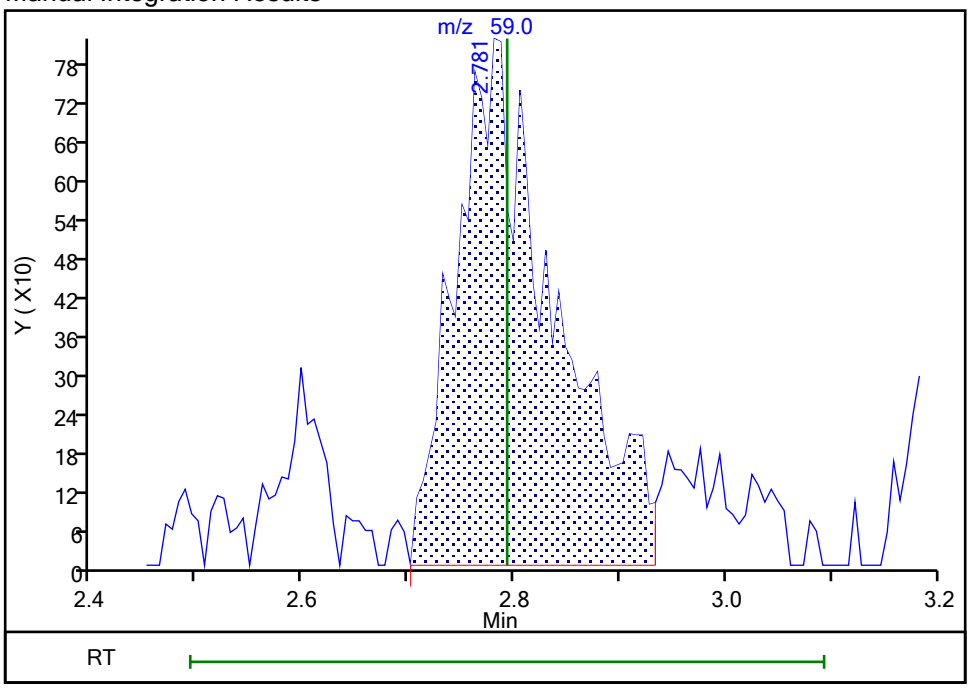

Reviewer: W9CM, 02-Sep-2022 13:49:03
Audit Action: Assigned Compound ID Audit Reason: Incomplete Integration

Manual Integration/User Assign Peak Report

Eurofins Edison

Data File: \\chromfs\Edison\ChromData\CVOAMS17\20220901-149891.b\TT59892.D
Injection Date: 01-Sep-2022 09:39:30 Instrument ID: CVOAMS17
Lims ID: STD1
Client ID:
Operator ID: ALS Bottle#: 4 Worklist Smp#: 5
Purge Vol: 5.000 mL Dil. Factor: 1.0000
Method: 8260W_17 Limit Group: VOA - 8260D Water and Solid
Column: DB-624 (0.18 mm) Detector MS Quad

46 Ethyl acetate, CAS: 141-78-6

Signal: 1

Processing Integration Results

RT: 3.73
Area: 1040
Amount: 2.312856
Amount Units: ug/l

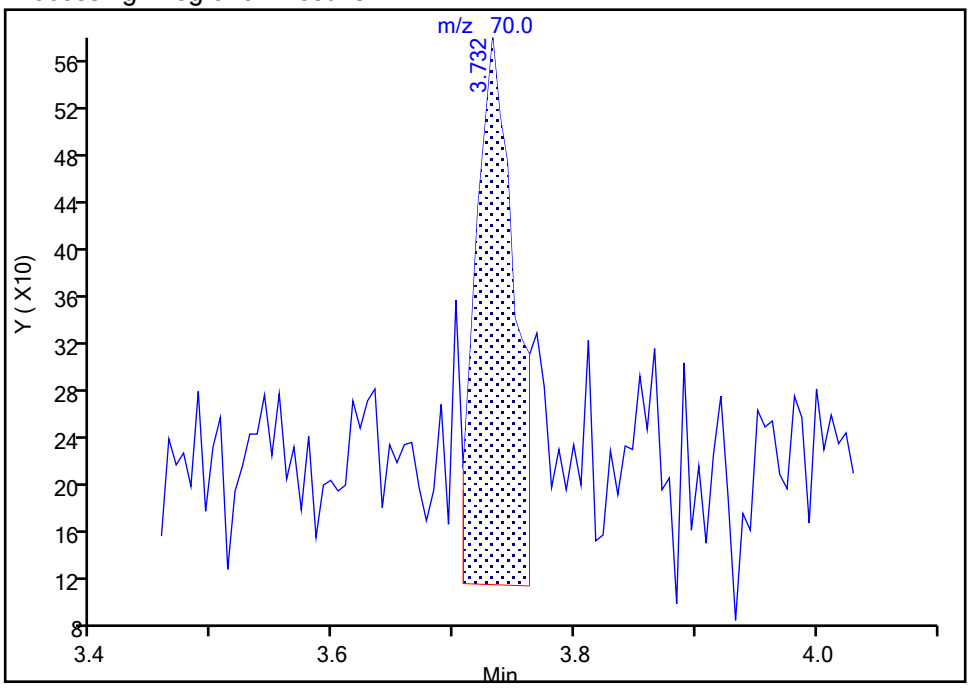

Manual Integration Results

RT: 3.73
Area: 832
Amount: 1.924468
Amount Units: ug/l

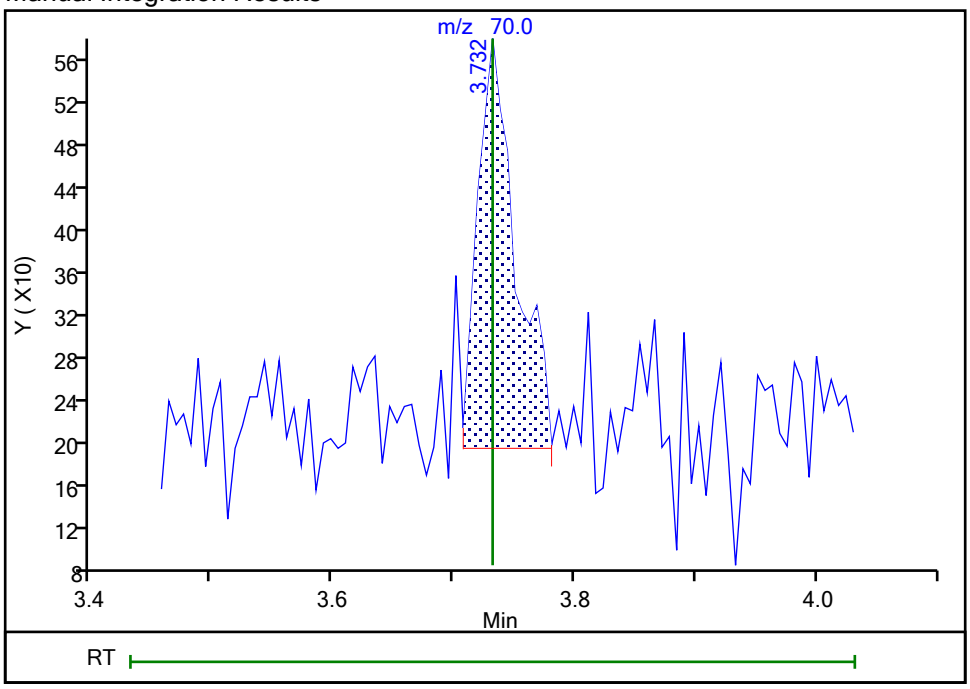

Reviewer: W9CM, 02-Sep-2022 13:49:34
Audit Action: Manually Integrated Audit Reason: Baseline

Manual Integration/User Assign Peak Report

Eurofins Edison

Data File: \\chromfs\Edison\ChromData\CVOAMS17\20220901-149891.b\TT59892.D
Injection Date: 01-Sep-2022 09:39:30 Instrument ID: CVOAMS17
Lims ID: STD1
Client ID:
Operator ID: ALS Bottle#: 4 Worklist Smp#: 5
Purge Vol: 5.000 mL Dil. Factor: 1.0000
Method: 8260W_17 Limit Group: VOA - 8260D Water and Solid
Column: DB-624 (0.18 mm) Detector MS Quad

45 2-Butanone (MEK), CAS: 78-93-3

Signal: 1

Processing Integration Results

RT: 3.49
Area: 211
Amount: 0.519221
Amount Units: ug/l

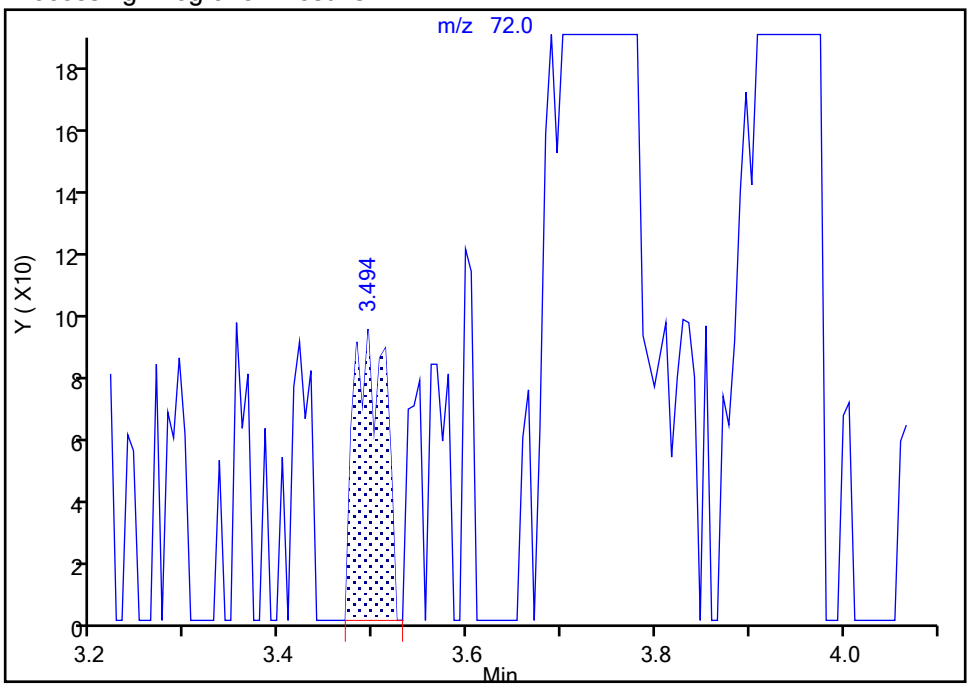

Manual Integration Results

RT: 3.74
Area: 2942
Amount: 6.073411
Amount Units: ug/l

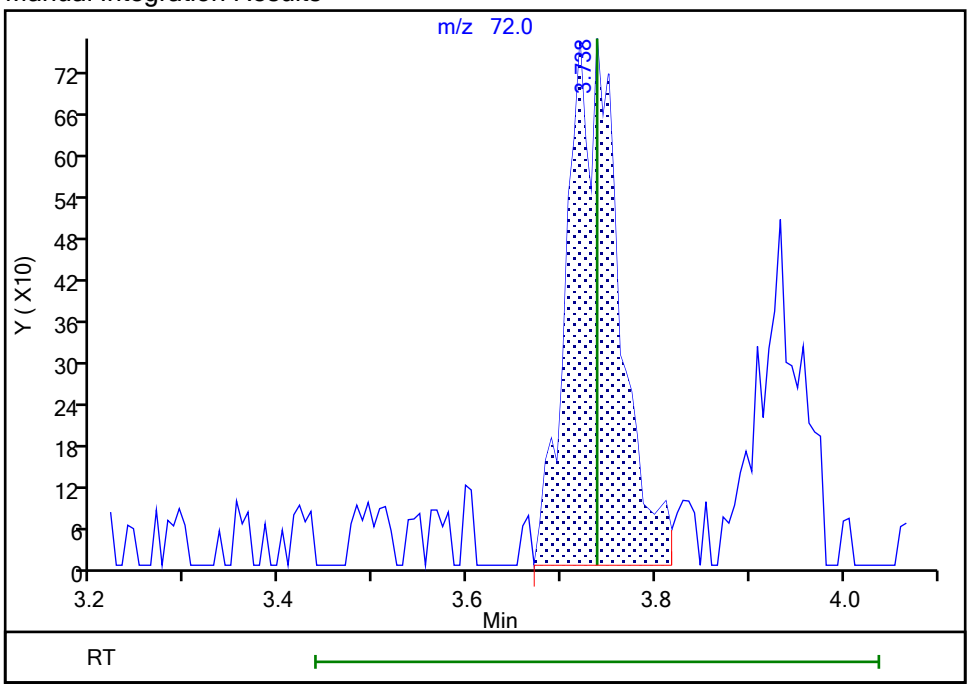

Reviewer: W9CM, 02-Sep-2022 13:49:39
Audit Action: Assigned Compound ID Audit Reason: Baseline

Manual Integration/User Assign Peak Report

Eurofins Edison

Data File: \\chromfs\Edison\ChromData\CVOAMS17\20220901-149891.b\TT59892.D
Injection Date: 01-Sep-2022 09:39:30 Instrument ID: CVOAMS17
Lims ID: STD1
Client ID:
Operator ID: ALS Bottle#: 4 Worklist Smp#: 5
Purge Vol: 5.000 mL Dil. Factor: 1.0000
Method: 8260W_17 Limit Group: VOA - 8260D Water and Solid
Column: DB-624 (0.18 mm) Detector MS Quad

58 Isobutyl alcohol, CAS: 78-83-1

Signal: 1

Processing Integration Results

RT: 4.29
Area: 1928
Amount: 8.222846
Amount Units: ug/l

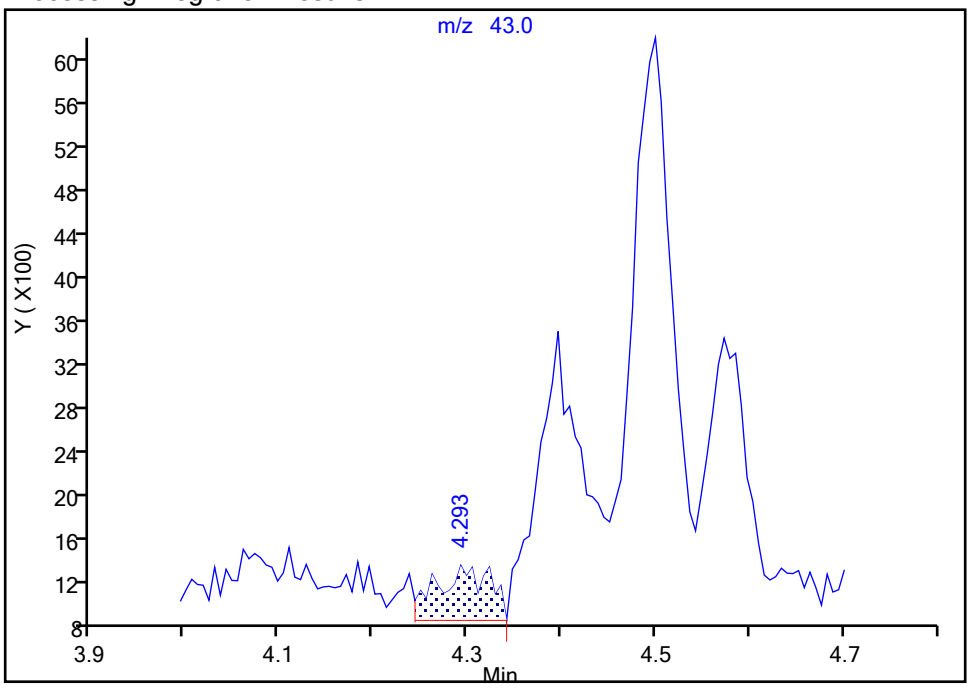

Manual Integration Results

RT: 4.40
Area: 8855
Amount: 32.311437
Amount Units: ug/l

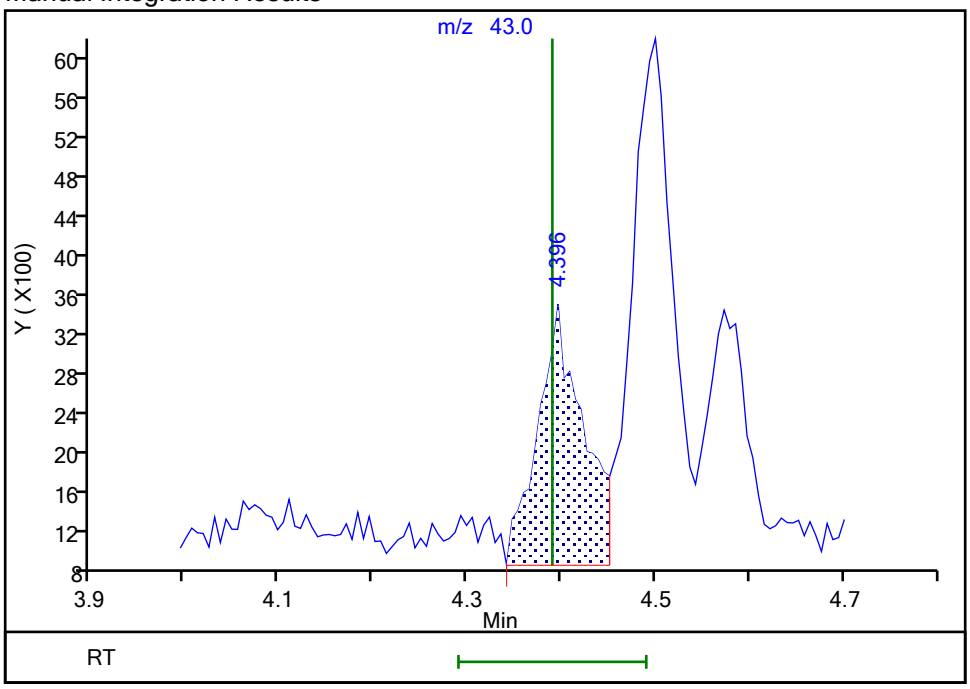

Reviewer: W9CM, 02-Sep-2022 13:49:55
Audit Action: Assigned Compound ID Audit Reason: Baseline

Manual Integration/User Assign Peak Report

Eurofins Edison

Data File: \\chromfs\Edison\ChromData\CVOAMS17\20220901-149891.b\TT59892.D
Injection Date: 01-Sep-2022 09:39:30 Instrument ID: CVOAMS17
Lims ID: STD1
Client ID:
Operator ID: ALS Bottle#: 4 Worklist Smp#: 5
Purge Vol: 5.000 mL Dil. Factor: 1.0000
Method: 8260W_17 Limit Group: VOA - 8260D Water and Solid
Column: DB-624 (0.18 mm) Detector MS Quad

110 trans-1,4-Dichloro-2-butene, CAS: 110-57-6

Signal: 1

Processing Integration Results

RT: 9.72
Area: 159
Amount: 0.121031
Amount Units: ug/l

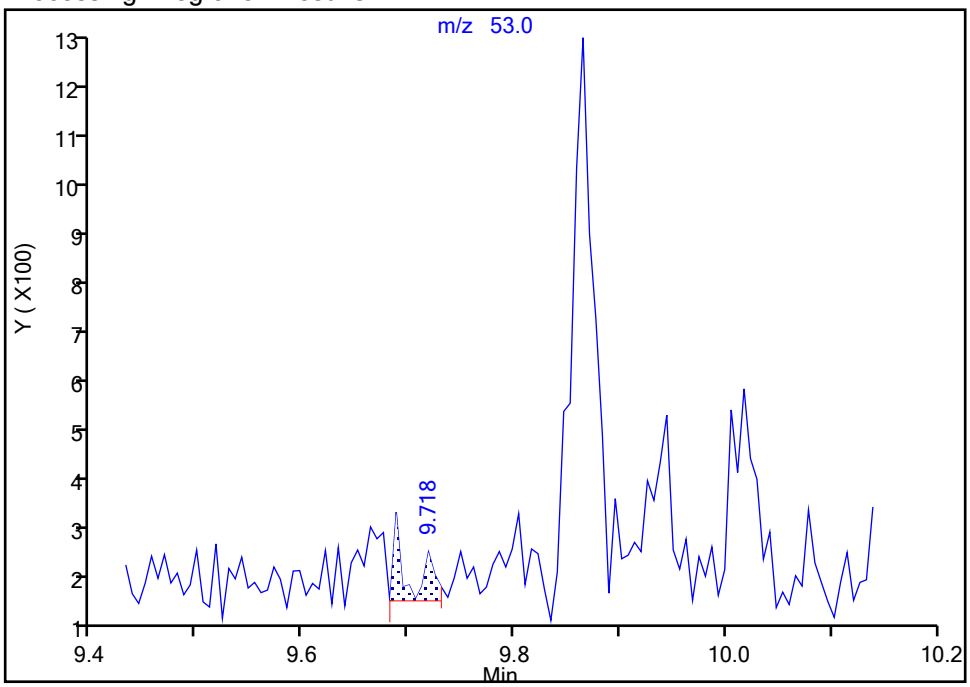

Manual Integration Results

RT: 9.86
Area: 1528
Amount: 1.012404
Amount Units: ug/l

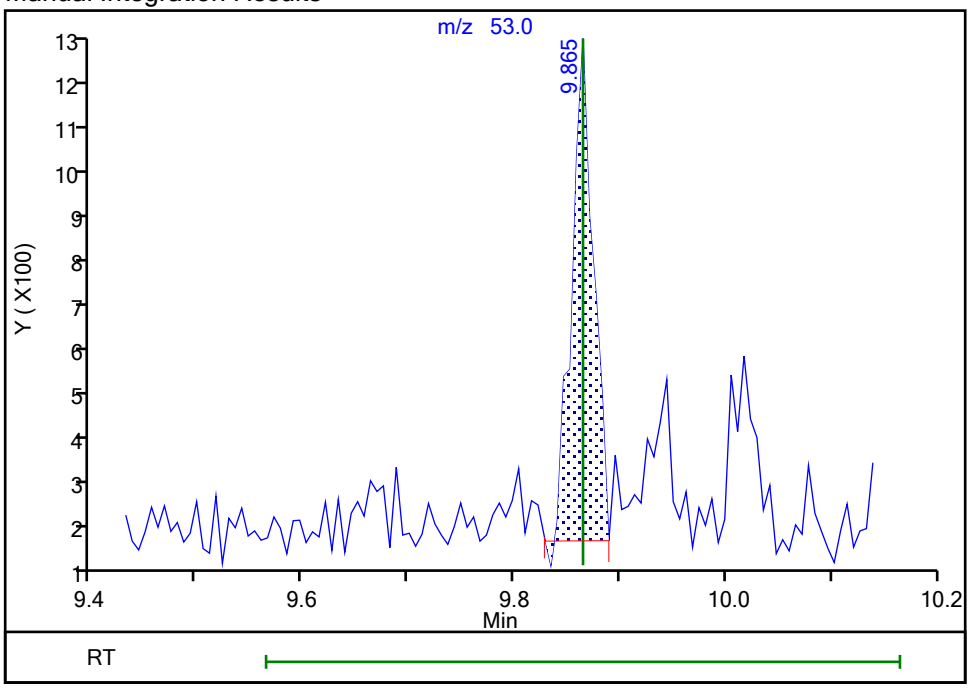

Reviewer: W9CM, 02-Sep-2022 13:50:36
Audit Action: Assigned Compound ID Audit Reason: Baseline

Eurofins Edison
Target Compound Quantitation Report

Data File: \\chromfs\Edison\ChromData\CVOAMS17\20220901-149891.b\TT59893.D
Lims ID: STD5
Client ID:
Sample Type: IC Calib Level: 3
Inject. Date: 01-Sep-2022 09:59:30 ALS Bottle#: 5 Worklist Smp#: 6
Purge Vol: 5.000 mL Dil. Factor: 1.0000
Sample Info: STD5
Misc. Info.: 460-0149891-006
Operator ID: Instrument ID: CVOAMS17
Sublist: chrom-8260W_17*sub2

Method: \\chromfs\Edison\ChromData\CVOAMS17\20220901-149891.b\8260W_17.m
Limit Group: VOA - 8260D Water and Solid
Last Update: 02-Sep-2022 15:16:00 Calib Date: 01-Sep-2022 11:22:30
Integrator: RTE ID Type: Deconvolution ID
Quant Method: Internal Standard Quant By: Initial Calibration
Last ICal File: \\chromfs\Edison\ChromData\CVOAMS17\20220901-149891.b\TT59897.D

Column 1 : DB-624 (0.18 mm) Det: MS Quad
Process Host: CTX1631

First Level Reviewer: FK2C Date: 01-Sep-2022 10:17:04

Compound	Sig	RT (min.)	Exp RT (min.)	Dlt RT (min.)	Q	Response	Cal Amt ug/l	OnCol Amt ug/l	Flags
1 Monochloropentafluoroethane	119	1.171	1.177	-0.006	37	1141	5.00	4.03	M
3 Chlorotrifluoroethene	116	1.245	1.257	-0.012	89	5226	5.00	3.68	
2 1,1-Difluoroethane	65	1.263	1.263	0.000	97	10596	5.00	4.38	
4 Dichlorodifluoromethane	85	1.275	1.275	0.000	66	20732	5.00	3.81	
5 Chlorodifluoromethane	67	1.287	1.293	-0.006	97	4523	5.00	4.66	
6 Chloromethane	50	1.421	1.427	-0.006	99	42206	5.00	5.24	
7 Vinyl chloride	62	1.501	1.501	0.000	69	30079	5.00	5.04	
8 Butadiene	54	1.507	1.507	0.000	97	29807	5.00	4.78	M
9 Bromomethane	94	1.744	1.744	0.000	98	20448	5.00	5.61	
10 Chloroethane	64	1.793	1.793	0.000	99	19514	5.00	4.84	
11 Dichlorofluoromethane	67	1.958	1.958	0.000	99	50611	5.00	5.21	
13 Pentane	72	1.958	1.964	-0.006	98	6044	10.0	8.38	
12 Trichlorofluoromethane	101	1.958	1.970	-0.012	50	31083	5.00	4.75	
14 Ethanol	46	2.129	2.122	0.007	74	1741	200.0	169.3	
15 Ethyl ether	74	2.129	2.128	0.001	93	13699	5.00	5.00	
16 2-Methyl-1,3-butadiene	53	2.141	2.147	-0.006	96	19947	5.00	5.01	
17 1,2-Dichloro-1,1,2-trifluoroetha	117	2.196	2.196	0.000	90	17742	5.00	4.71	
18 1,1,1-Trifluoro-2,2-dichloroetha	83	2.244	2.238	0.006	89	29668	5.00	4.77	a
19 Acrolein	56	2.293	2.287	0.006	51	4353	20.0	16.9	
20 1,1,2-Trichloro-1,2,2-trifluoroe	101	2.299	2.299	0.000	91	18153	5.00	4.42	
21 1,1-Dichloroethene	96	2.311	2.311	0.000	95	20099	5.00	4.98	
22 Acetone	43	2.397	2.397	0.000	86	35063	25.0	23.2	
23 Iodomethane	142	2.452	2.452	0.000	100	38104	5.00	5.07	
25 Isopropyl alcohol	45	2.500	2.476	0.024	96	9241	50.0	57.6	
24 Carbon disulfide	76	2.476	2.476	0.000	100	85745	5.00	5.00	
26 3-Chloro-1-propene	76	2.586	2.592	-0.006	86	15092	5.00	4.88	
28 Cyclopentene	67	2.604	2.604	0.000	90	51994	5.00	4.88	
27 Methyl acetate	43	2.610	2.604	0.006	69	35011	10.0	10.2	
29 Acetonitrile	40	2.683	2.671	0.012	21	13196	50.0	49.8	Ma
30 Methylene Chloride	84	2.702	2.708	-0.006	96	26219	5.00	4.84	

Compound	Sig	RT (min.)	Exp RT (min.)	Dlt RT (min.)	Q	Response	Cal Amt ug/l	OnCol Amt ug/l	Flags
* 31 TBA-d9 (IS)	66	2.726	2.726	0.000	0	41435	1000.0	1000.0	
32 2-Methyl-2-propanol	59	2.805	2.793	0.012	91	23645	50.0	49.0	a
33 Methyl tert-butyl ether	73	2.854	2.854	0.000	96	70031	5.00	5.18	
34 trans-1,2-Dichloroethene	96	2.866	2.872	-0.006	98	22828	5.00	4.96	
35 Acrylonitrile	53	2.945	2.945	0.000	93	88929	50.0	50.1	
36 Hexane	57	3.006	3.006	0.000	94	24990	5.00	4.36	
37 Isopropyl ether	45	3.208	3.208	0.000	93	83533	5.00	5.00	
38 1,1-Dichloroethane	63	3.232	3.232	0.000	99	44157	5.00	4.97	
39 Vinyl acetate	86	3.250	3.250	0.000	100	7715	10.0	9.08	
40 2-Chloro-1,3-butadiene	88	3.275	3.275	0.000	94	19115	5.00	4.89	
41 Tert-butyl ethyl ether	59	3.500	3.500	0.000	88	77705	5.00	5.03	
* 42 2-Butanone-d5	46	3.683	3.689	-0.006	0	308207	250.0	250.0	
43 2,2-Dichloropropane	97	3.701	3.695	0.006	55	9361	5.00	5.09	
44 cis-1,2-Dichloroethene	96	3.708	3.714	-0.006	96	24222	5.00	4.86	
46 Ethyl acetate	70	3.738	3.732	0.006	96	4939	10.0	10.8	
45 2-Butanone (MEK)	72	3.732	3.738	-0.006	95	11561	25.0	22.5	
47 Methyl acrylate	55	3.781	3.787	-0.006	98	19115	5.00	4.59	a
48 Propionitrile	54	3.866	3.866	0.000	96	28548	50.0	47.0	
49 Chlorobromomethane	128	3.921	3.921	0.000	95	12026	5.00	4.97	
50 Tetrahydrofuran	72	3.927	3.927	0.000	62	6040	10.0	9.92	
51 Methacrylonitrile	67	3.951	3.951	0.000	95	87157	50.0	49.0	
52 Chloroform	83	3.976	3.976	0.000	98	41798	5.00	5.00	
53 Cyclohexane	84	4.085	4.091	-0.006	94	27912	5.00	4.65	
54 1,1,1-Trichloroethane	97	4.110	4.104	0.006	98	34639	5.00	4.92	
$ 55 Dibromofluoromethane (Surr)	113	4.122	4.122	0.000	95	136836	50.0	50.6	
56 Carbon tetrachloride	117	4.214	4.213	0.001	97	29238	5.00	4.89	
57 1,1-Dichloropropene	75	4.244	4.244	0.000	94	30208	5.00	4.95	
58 Isobutyl alcohol	43	4.390	4.390	0.000	47	31661	125.0	106.1	a
59 Isooctane	57	4.402	4.402	0.000	93	66497	5.00	4.22	
60 Benzene	78	4.427	4.427	0.000	96	87658	5.00	4.93	
$ 61 1,2-Dichloroethane-d4 (Surr)	65	4.445	4.445	0.000	0	165700	50.0	48.8	
62 Tert-amyl methyl ether	73	4.494	4.494	0.000	79	79256	5.00	5.04	
63 Isopropyl acetate	61	4.506	4.506	0.000	93	13194	5.00	5.15	
64 1,2-Dichloroethane	62	4.518	4.518	0.000	97	31304	5.00	4.84	
65 n-Heptane	100	4.579	4.585	-0.006	94	4247	5.00	4.56	
* 66 Fluorobenzene	96	4.701	4.701	0.000	98	522011	50.0	50.0	
67 n-Butanol	56	5.037	5.024	0.012	47	9726	125.0	109.9	
68 Trichloroethene	95	5.043	5.043	0.000	97	21967	5.00	4.84	
69 Methylcyclohexane	83	5.152	5.152	0.000	90	30248	5.00	4.34	
70 Ethyl acrylate	99	5.165	5.171	-0.006	97	2748	5.00	4.30	
71 1,2-Dichloropropane	63	5.317	5.317	0.000	89	23118	5.00	4.75	
* 72 1,4-Dioxane-d8	96	5.390	5.384	0.006	0	19062	1000.0	1000.0	
73 Methyl methacrylate	100	5.402	5.402	0.000	92	9677	10.0	9.49	
75 1,4-Dioxane	88	5.445	5.439	0.006	30	3213	100.0	112.0	
74 Dibromomethane	93	5.439	5.439	0.000	94	14462	5.00	4.94	
76 n-Propyl acetate	43	5.463	5.463	0.000	99	30644	5.00	4.68	
77 Dichlorobromomethane	83	5.591	5.591	0.000	99	29928	5.00	4.91	
78 2-Nitropropane	41	5.920	5.920	0.000	82	12973	10.0	9.50	
79 2-Chloroethyl vinyl ether	63	5.927	5.926	0.001	77	14114	5.01	4.94	
80 Epichlorohydrin	57	6.024	6.024	0.000	99	42138	100.0	99.3	
81 cis-1,3-Dichloropropene	75	6.073	6.073	0.000	96	35168	5.00	4.88	
82 4-Methyl-2-pentanone (MIBK)	58	6.250	6.244	0.006	98	43972	25.0	24.6	

Compound	Sig	RT (min.)	Exp RT (min.)	Dlt RT (min.)	Q	Response	Cal Amt ug/l	OnCol Amt ug/l	Flags
$ 83 Toluene-d8 (Surr)	98	6.305	6.304	0.001	98	460847	50.0	49.9	
84 Toluene	91	6.378	6.378	0.000	92	85022	5.00	4.90	
85 trans-1,3-Dichloropropene	75	6.731	6.731	0.000	98	31193	5.00	4.81	
86 Ethyl methacrylate	69	6.774	6.774	0.000	93	29432	5.00	4.99	
87 1,1,2-Trichloroethane	83	6.939	6.938	0.001	95	16038	5.00	4.89	
88 Tetrachloroethene	166	6.963	6.969	-0.006	91	19078	5.00	4.93	
89 1,3-Dichloropropane	76	7.140	7.140	0.000	96	31070	5.00	4.99	
90 2-Hexanone	43	7.219	7.219	0.000	98	73534	25.0	24.2	
91 n-Butyl acetate	43	7.341	7.335	0.006	99	39485	5.00	5.19	
92 Chlorodibromomethane	129	7.359	7.359	0.000	97	19952	5.00	4.86	
93 Ethylene Dibromide	107	7.506	7.505	0.001	98	17689	5.00	4.86	
* 94 Chlorobenzene-d5	117	8.042	8.042	0.000	89	358755	50.0	50.0	
95 Chlorobenzene	112	8.079	8.079	0.001	93	53320	5.00	4.98	
96 Ethylbenzene	106	8.188	8.188	0.000	99	29922	5.00	5.01	
97 1,1,1,2-Tetrachloroethane	131	8.207	8.207	0.000	95	21192	5.00	4.88	
98 m-Xylene & p-Xylene	106	8.347	8.347	0.000	0	36769	5.00	4.99	
99 o-Xylene	106	8.859	8.859	0.000	92	39018	5.00	5.06	
100 n-Butyl acrylate	73	8.877	8.877	0.000	96	19473	5.00	5.00	
101 Styrene	104	8.902	8.902	0.000	92	61903	5.00	5.03	
102 Bromoform	173	9.158	9.158	0.000	94	13934	5.00	5.08	
103 Amyl acetate (mixed isomers)	43	9.182	9.182	0.000	88	49395	5.00	4.79	
104 Isopropylbenzene	105	9.328	9.328	0.000	97	98098	5.00	5.05	
$ 105 4-Bromofluorobenzene	174	9.560	9.560	0.000	86	143385	50.0	51.4	
106 Bromobenzene	156	9.706	9.706	0.000	94	23409	5.00	4.90	
107 1,1,2,2-Tetrachloroethane	83	9.792	9.785	0.007	98	27171	5.00	4.85	
108 N-Propylbenzene	91	9.804	9.804	0.000	98	124639	5.00	5.03	
109 1,2,3-Trichloropropane	110	9.834	9.834	0.000	97	7389	5.00	4.60	
110 trans-1,4-Dichloro-2-butene	53	9.865	9.865	0.000	85	6747	5.00	4.29	a
111 2-Chlorotoluene	91	9.914	9.914	0.000	96	84652	5.00	4.90	
112 4-Ethyltoluene	105	9.938	9.938	0.000	98	100636	5.00	5.01	
113 1,3,5-Trimethylbenzene	105	10.017	10.017	0.000	92	84278	5.00	4.85	
114 4-Chlorotoluene	91	10.048	10.048	0.000	99	83408	5.00	4.85	
115 Butyl Methacrylate	87	10.151	10.151	0.000	94	33042	5.00	4.81	
116 tert-Butylbenzene	119	10.334	10.334	0.000	91	60865	5.00	4.59	
117 1,2,4-Trimethylbenzene	105	10.401	10.401	0.000	98	90495	5.00	4.94	
118 sec-Butylbenzene	105	10.554	10.554	0.000	99	106087	5.00	4.89	
119 1,3-Dichlorobenzene	146	10.682	10.682	0.000	95	47214	5.00	5.05	
120 4-Isopropyltoluene	119	10.700	10.700	0.000	97	90048	5.00	4.90	
* 121 1,4-Dichlorobenzene-d4	152	10.755	10.755	0.000	98	209821	50.0	50.0	
122 1,4-Dichlorobenzene	146	10.779	10.779	0.000	92	48288	5.00	5.08	
123 1,2,3-Trimethylbenzene	105	10.810	10.810	0.000	100	92772	5.00	4.90	
124 Benzyl chloride	91	10.926	10.926	0.000	98	56504	5.00	5.05	
125 2,3-Dihydroindene	117	10.987	10.986	0.001	94	89917	5.00	5.06	
126 p-Diethylbenzene	119	11.060	11.060	0.000	91	49294	5.00	4.96	
127 n-Butylbenzene	92	11.084	11.084	0.000	98	53898	5.00	5.04	
128 1,2-Dichlorobenzene	146	11.121	11.121	0.000	93	47103	5.00	5.00	
129 1,2,4,5-Tetramethylbenzene	119	11.736	11.736	0.000	96	89459	5.00	4.90	
130 1,2-Dibromo-3-Chloropropane	157	11.822	11.822	0.000	94	5492	5.00	4.85	
131 1,3,5-Trichlorobenzene	180	11.932	11.938	-0.006	97	38176	5.00	5.11	
132 1,2,4-Trichlorobenzene	180	12.444	12.437	0.007	94	35604	5.00	5.07	
133 Hexachlorobutadiene	225	12.529	12.529	0.000	93	14959	5.00	4.82	
134 Naphthalene	128	12.633	12.633	0.001	99	87114	5.00	5.00	

Compound	Sig	RT (min.)	Exp RT (min.)	Dlt RT (min.)	Q	Response	Cal Amt ug/l	OnCol Amt ug/l	Flags
135 1,2,3-Trichlorobenzene	180	12.815	12.815	0.000	95	32321	5.00	4.83	
S 136 1,2-Dichloroethene, Total	100				0		10.0	9.82	
S 137 Xylenes, Total	100				0		10.0	10.0	
S 139 1,3-Dichloropropene, Total	1				0		10.0	9.70	
S 140 Total BTEX	1				0		25.0	24.9	

QC Flag Legend

Processing Flags
Review Flags
M - Manually Integrated
a - User Assigned ID

Reagents:

524freon_00056	Amount Added:	10.00	Units: uL	
ACROLEIN W_00143	Amount Added:	4.00	Units: uL	
8260MIX1COMB_00158	Amount Added:	10.00	Units: uL	
GASES Li_00491	Amount Added:	10.00	Units: uL	
VOA6IS/SURR_00060	Amount Added:	5.00	Units: uL	Run Reagent

Report Date: 02-Sep-2022 15:16:01 Chrom Revision: 2.3 30-Aug-2022 19:06:20

Eurofins Edison

Data File: \\chromfs\Edison\ChromData\CVOAMS17\20220901-149891.b\TT59893.D

Injection Date: 01-Sep-2022 09:59:30 Instrument ID: CVOAMS17

Lims ID: STD5

Client ID:

Operator ID: ALS Bottle#: 5 Worklist Smp#: 6

Purge Vol: 5.000 mL Dil. Factor: 1.0000

Method: 8260W_17 Limit Group: VOA - 8260D Water and Solid

Column: DB-624 (0.18 mm)

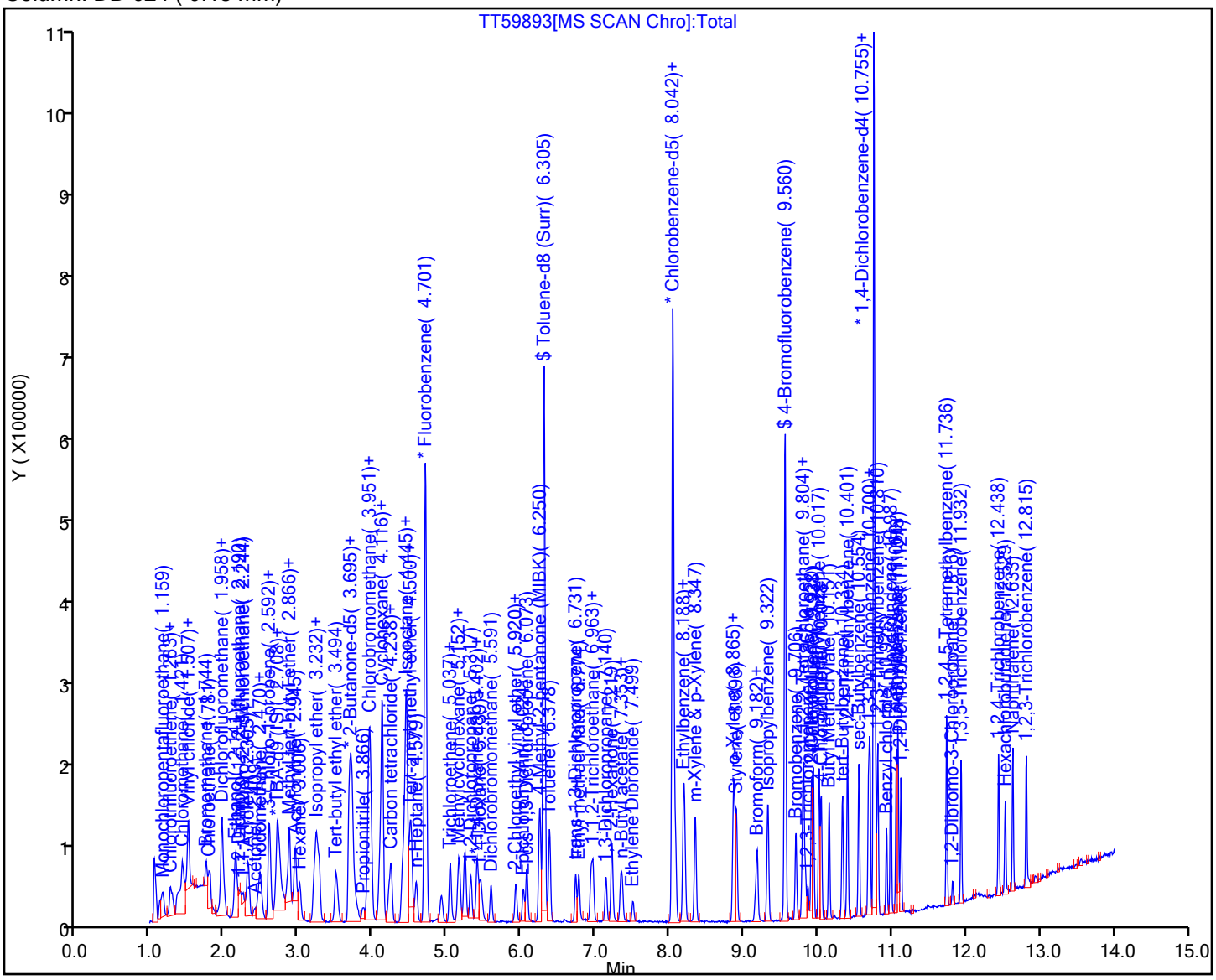

Manual Integration/User Assign Peak Report

Eurofins Edison

Data File: \\chromfs\Edison\ChromData\CVOAMS17\20220901-149891.b\TT59893.D
Injection Date: 01-Sep-2022 09:59:30 Instrument ID: CVOAMS17
Lims ID: STD5
Client ID:
Operator ID: ALS Bottle#: 5 Worklist Smp#: 6
Purge Vol: 5.000 mL Dil. Factor: 1.0000
Method: 8260W_17 Limit Group: VOA - 8260D Water and Solid
Column: DB-624 (0.18 mm) Detector MS Quad

8 Butadiene, CAS: 106-99-0

Signal: 1

Processing Integration Results

RT: 1.51
Area: 34341
Amount: 5.409459
Amount Units: ug/l

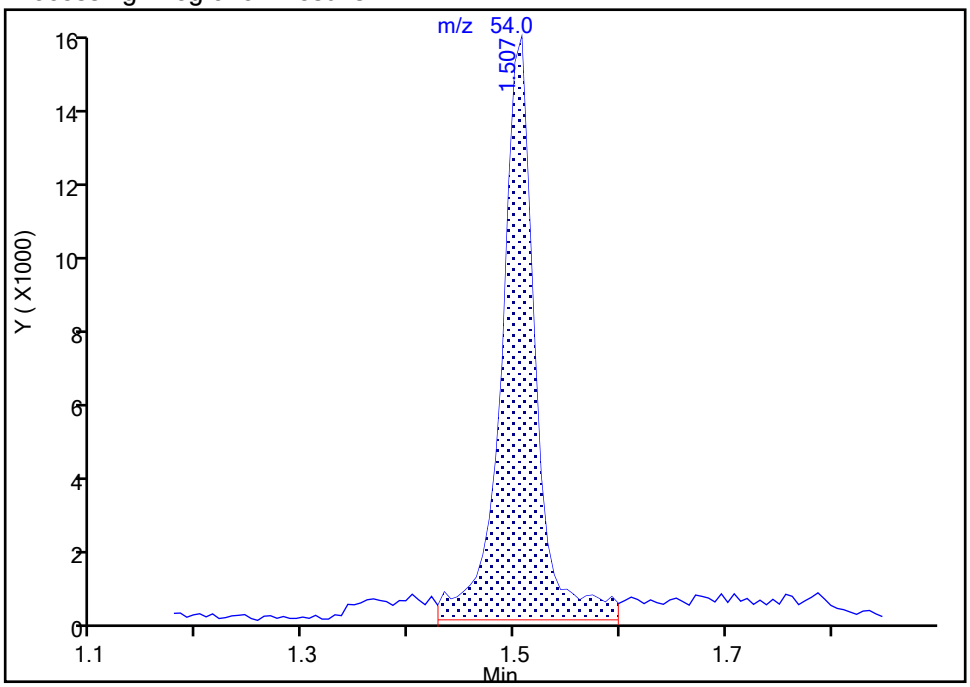

Manual Integration Results

RT: 1.51
Area: 29807
Amount: 4.780613
Amount Units: ug/l

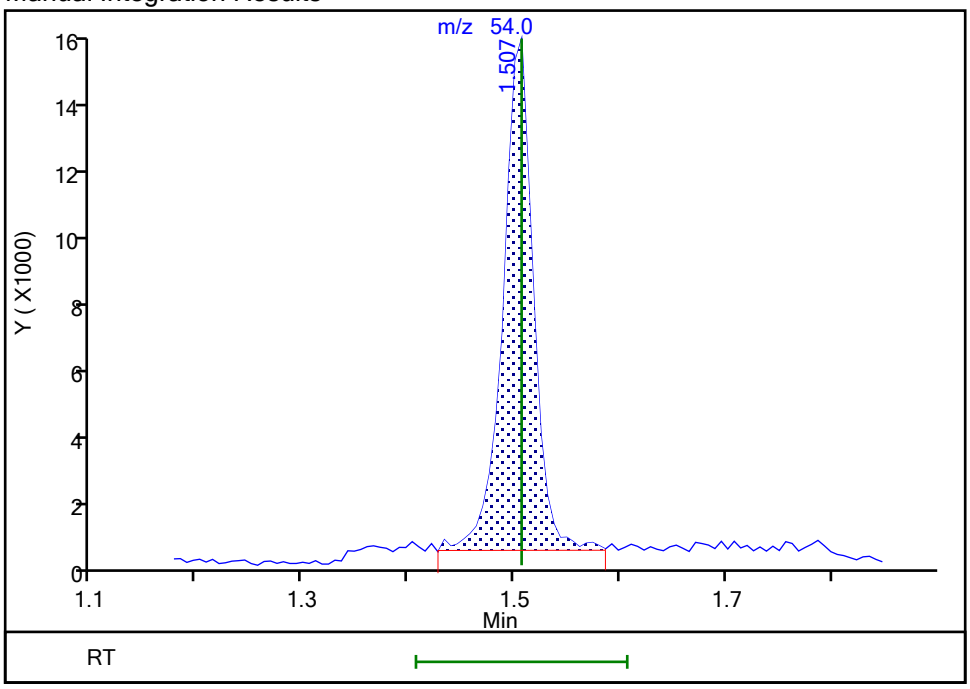

Reviewer: W9CM, 02-Sep-2022 13:52:43
Audit Action: Manually Integrated Audit Reason: Baseline

Eurofins Edison

Data File: \\chromfs\Edison\ChromData\CVOAMS17\20220901-149891.b\TT59893.D
Injection Date: 01-Sep-2022 09:59:30 Instrument ID: CVOAMS17
Lims ID: STD5
Client ID:
Operator ID: ALS Bottle#: 5 Worklist Smp#: 6
Purge Vol: 5.000 mL Dil. Factor: 1.0000
Method: 8260W_17 Limit Group: VOA - 8260D Water and Solid
Column: DB-624 (0.18 mm) Detector MS Quad

18 1,1,1-Trifluoro-2,2-dichloroetha, CAS: 306-83-2

Signal: 1

Not Detected
Expected RT: 2.24

Processing Integration Results

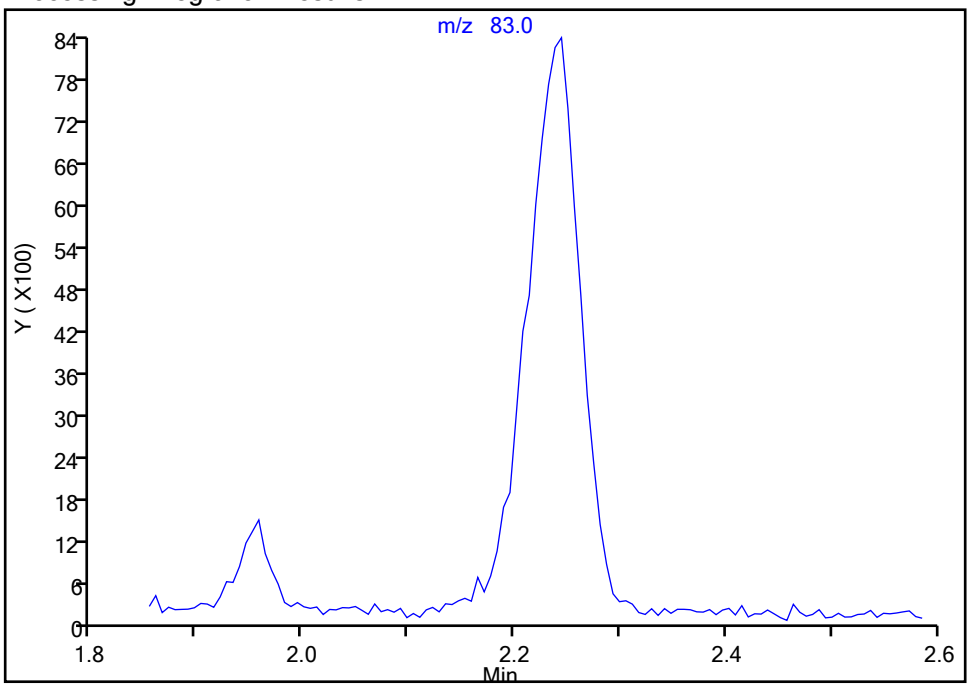

Manual Integration Results

RT: 2.24
Area: 29668
Amount: 4.772414
Amount Units: ug/l

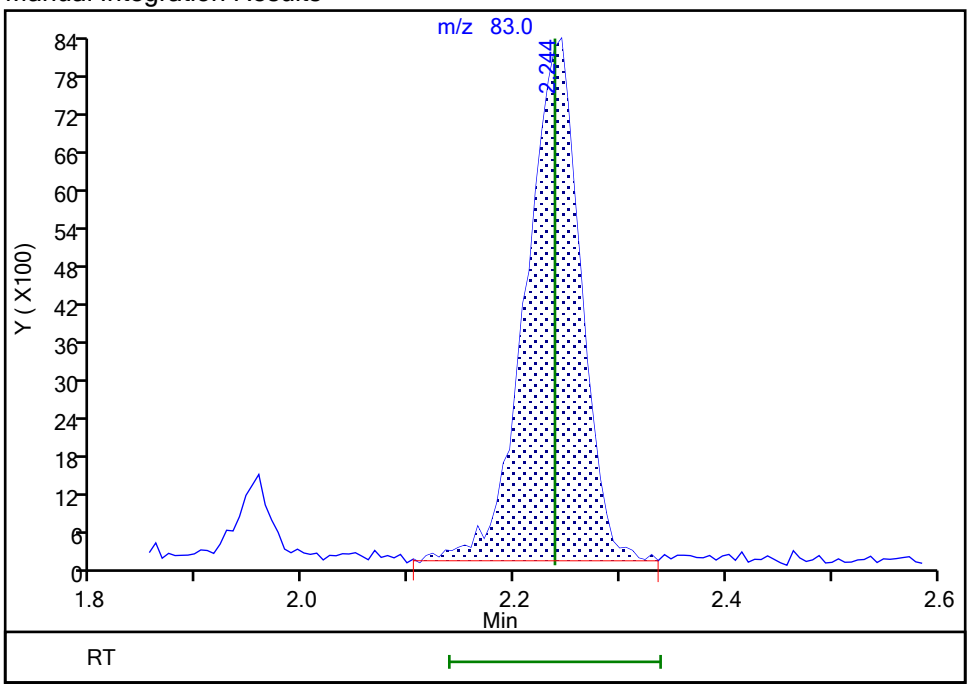

Reviewer: FK2C, 01-Sep-2022 10:19:30
Audit Action: Assigned Compound ID Audit Reason: Peak assignment corrected

Manual Integration/User Assign Peak Report

Eurofins Edison

Data File: \\chromfs\Edison\ChromData\CVOAMS17\20220901-149891.b\TT59893.D
Injection Date: 01-Sep-2022 09:59:30 Instrument ID: CVOAMS17
Lims ID: STD5
Client ID:
Operator ID: ALS Bottle#: 5 Worklist Smp#: 6
Purge Vol: 5.000 mL Dil. Factor: 1.0000
Method: 8260W_17 Limit Group: VOA - 8260D Water and Solid
Column: DB-624 (0.18 mm) Detector MS Quad

29 Acetonitrile, CAS: 75-05-8

Signal: 1

Processing Integration Results

RT: 2.59
Area: 10384
Amount: 23.881926
Amount Units: ug/l

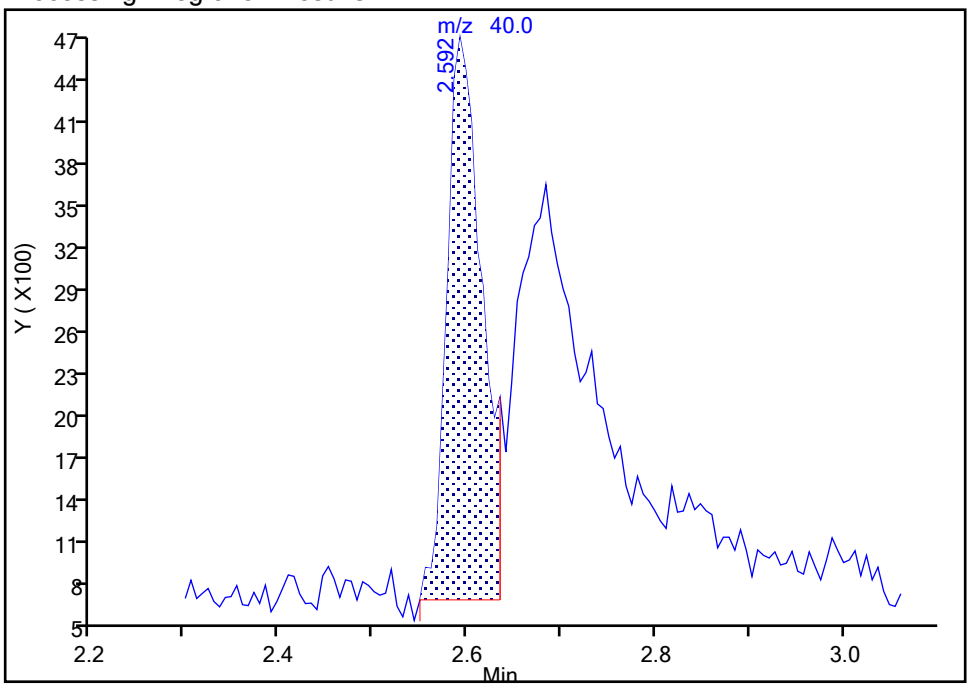

Manual Integration Results

RT: 2.68
Area: 13196
Amount: 49.846655
Amount Units: ug/l

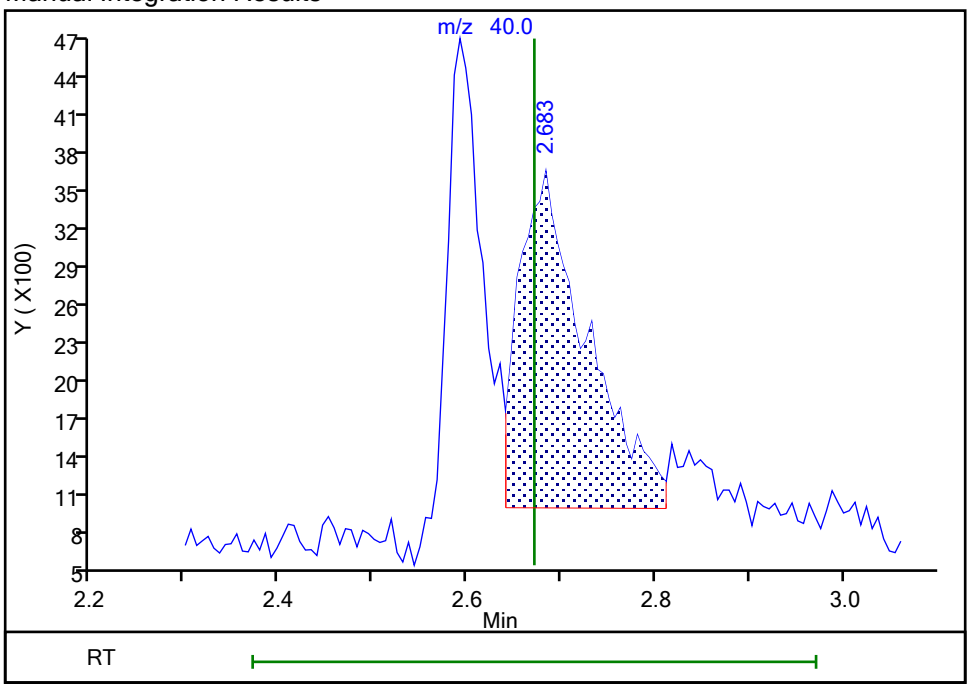

Reviewer: W9CM, 02-Sep-2022 13:53:26
Audit Action: Manually Integrated Audit Reason: Baseline

Eurofins Edison

Data File: \\chromfs\Edison\ChromData\CVOAMS17\20220901-149891.b\TT59893.D
Injection Date: 01-Sep-2022 09:59:30 Instrument ID: CVOAMS17
Lims ID: STD5
Client ID:
Operator ID: ALS Bottle#: 5 Worklist Smp#: 6
Purge Vol: 5.000 mL Dil. Factor: 1.0000
Method: 8260W_17 Limit Group: VOA - 8260D Water and Solid
Column: DB-624 (0.18 mm) Detector MS Quad

32 2-Methyl-2-propanol, CAS: 75-65-0

Signal: 1

Not Detected
Expected RT: 2.79

Processing Integration Results

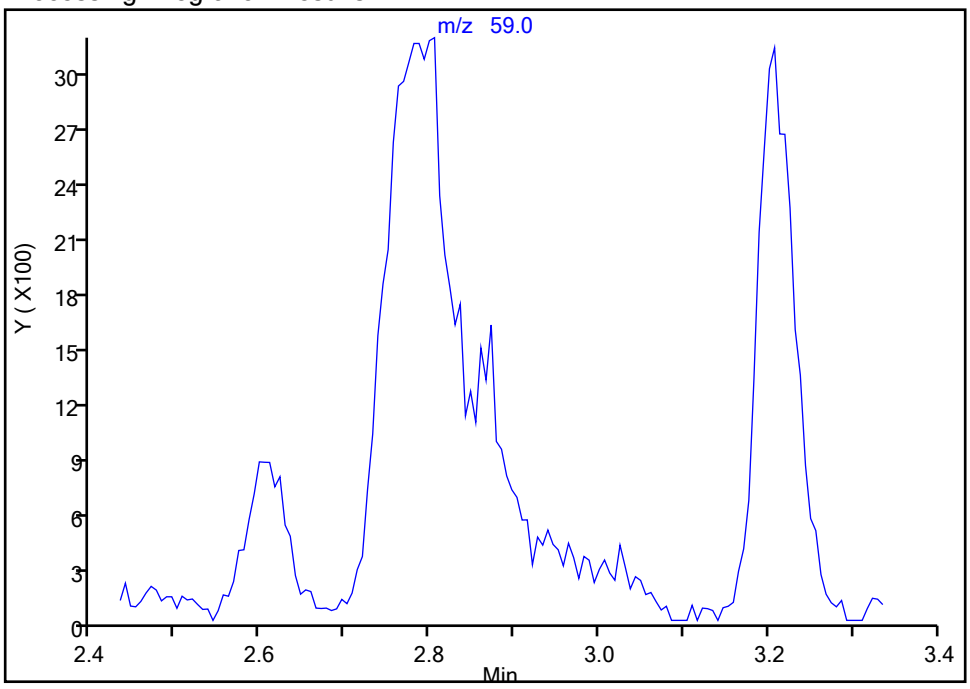

Manual Integration Results

RT: 2.81
Area: 23645
Amount: 49.040819
Amount Units: ug/l

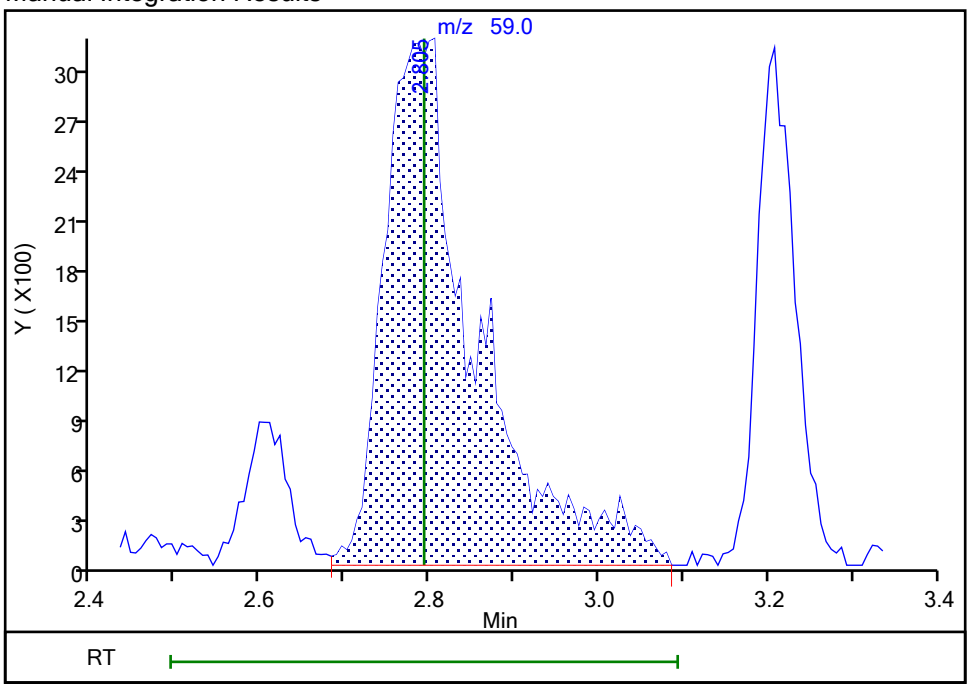

Reviewer: FK2C, 01-Sep-2022 10:17:00
Audit Action: Assigned Compound ID Audit Reason: Peak assignment corrected

Eurofins Edison

Data File: \\chromfs\Edison\ChromData\CVOAMS17\20220901-149891.b\TT59893.D
Injection Date: 01-Sep-2022 09:59:30 Instrument ID: CVOAMS17
Lims ID: STD5
Client ID:
Operator ID: ALS Bottle#: 5 Worklist Smp#: 6
Purge Vol: 5.000 mL Dil. Factor: 1.0000
Method: 8260W_17 Limit Group: VOA - 8260D Water and Solid
Column: DB-624 (0.18 mm) Detector MS Quad

47 Methyl acrylate, CAS: 96-33-3

Signal: 1

Processing Integration Results

RT: 4.09
Area: 14312
Amount: 3.550838
Amount Units: ug/l

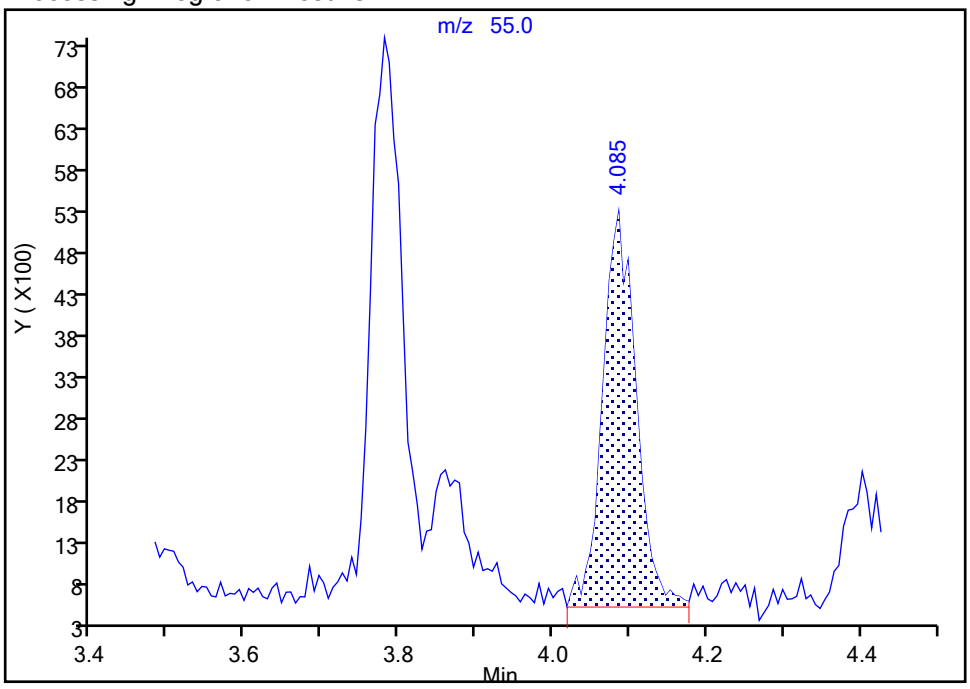

Manual Integration Results

RT: 3.78
Area: 19115
Amount: 4.586323
Amount Units: ug/l

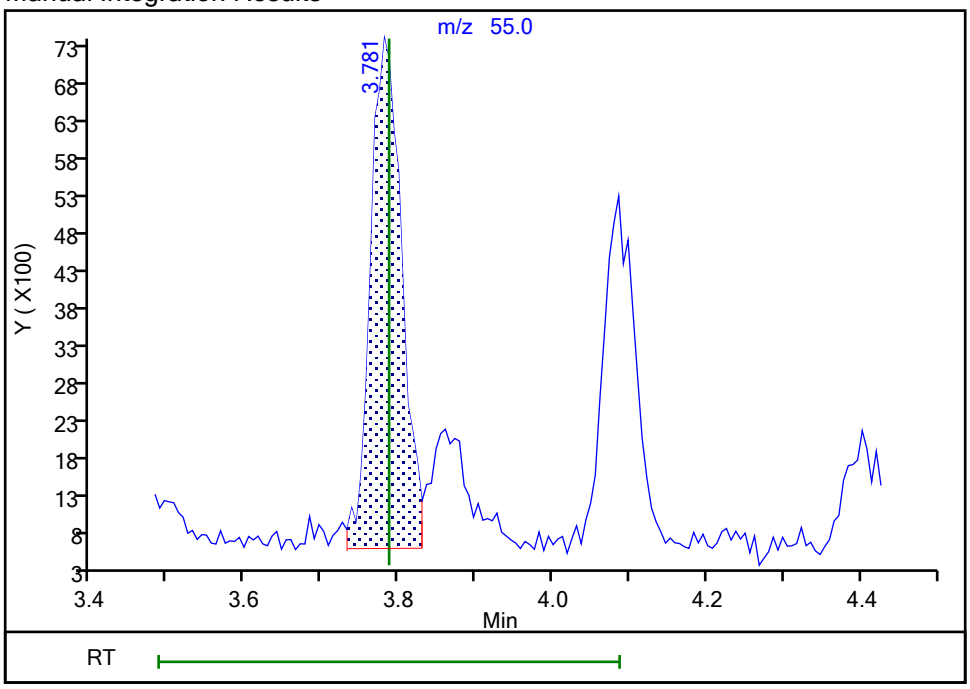

Reviewer: W9CM, 02-Sep-2022 13:53:42
Audit Action: Assigned Compound ID Audit Reason: Baseline

Eurofins Edison

Data File: \\chromfs\Edison\ChromData\CVOAMS17\20220901-149891.b\TT59893.D
Injection Date: 01-Sep-2022 09:59:30 Instrument ID: CVOAMS17
Lims ID: STD5
Client ID:
Operator ID: ALS Bottle#: 5 Worklist Smp#: 6
Purge Vol: 5.000 mL Dil. Factor: 1.0000
Method: 8260W_17 Limit Group: VOA - 8260D Water and Solid
Column: DB-624 (0.18 mm) Detector MS Quad

58 Isobutyl alcohol, CAS: 78-83-1

Signal: 1

Processing Integration Results

RT: 4.50
Area: 78694
Amount: 120.1951
Amount Units: ug/l

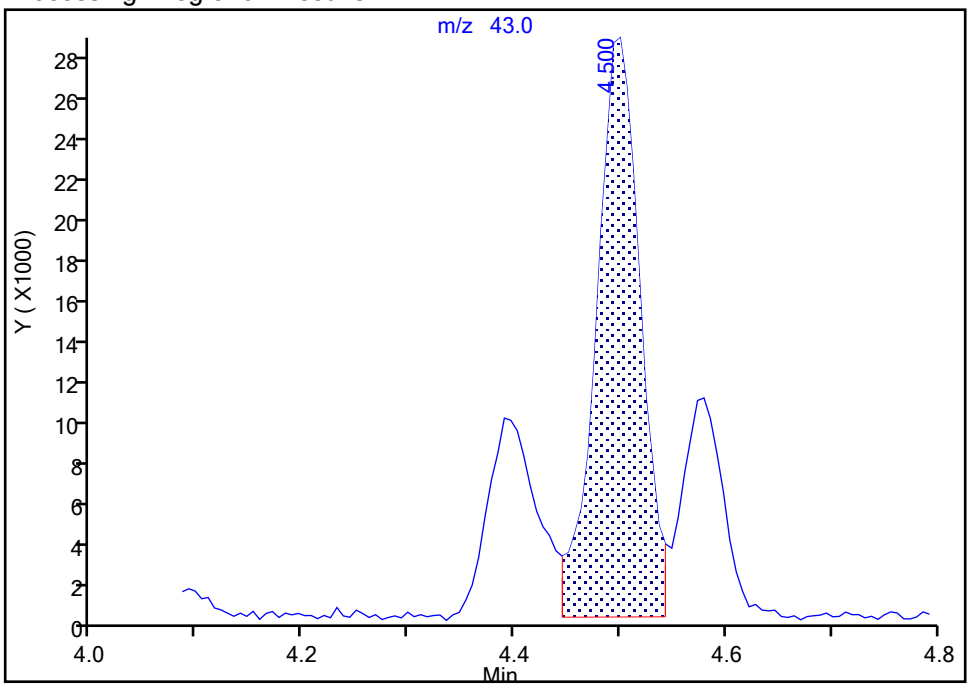

Manual Integration Results

RT: 4.39
Area: 31661
Amount: 106.1108
Amount Units: ug/l

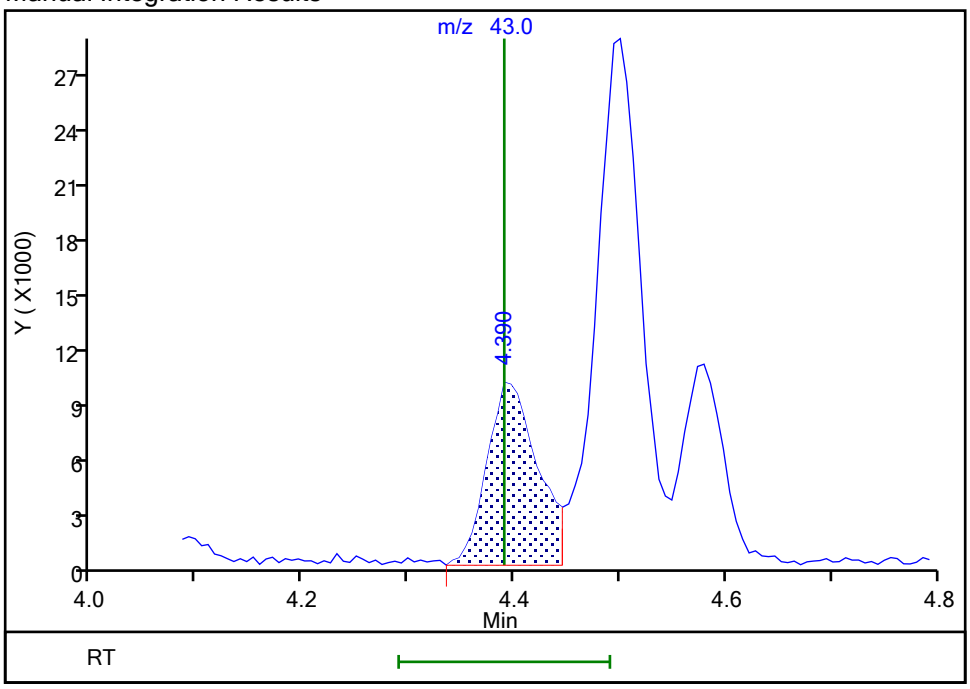

Reviewer: FK2C, 01-Sep-2022 10:20:05
Audit Action: Assigned Compound ID Audit Reason: Incomplete Integration

Eurofins Edison

Data File: \\chromfs\Edison\ChromData\CVOAMS17\20220901-149891.b\TT59893.D
Injection Date: 01-Sep-2022 09:59:30 Instrument ID: CVOAMS17
Lims ID: STD5
Client ID:
Operator ID: ALS Bottle#: 5 Worklist Smp#: 6
Purge Vol: 5.000 mL Dil. Factor: 1.0000
Method: 8260W_17 Limit Group: VOA - 8260D Water and Solid
Column: DB-624 (0.18 mm) Detector MS Quad

110 trans-1,4-Dichloro-2-butene, CAS: 110-57-6

Signal: 1

Processing Integration Results

RT: 9.58
Area: 76
Amount: 0.056112
Amount Units: ug/l

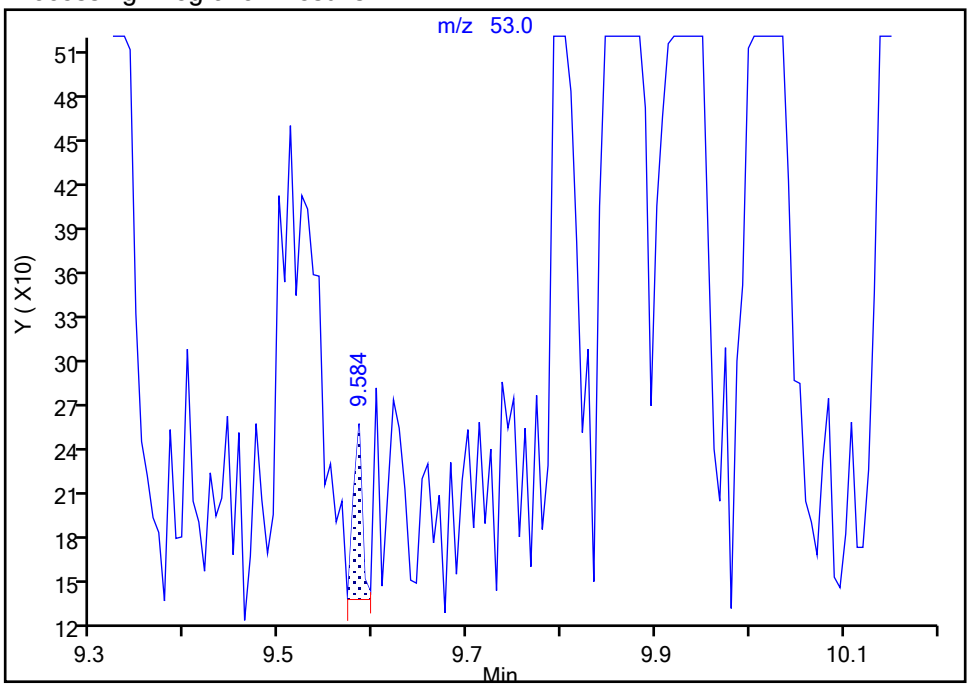

Manual Integration Results

RT: 9.86
Area: 6747
Amount: 4.285541
Amount Units: ug/l

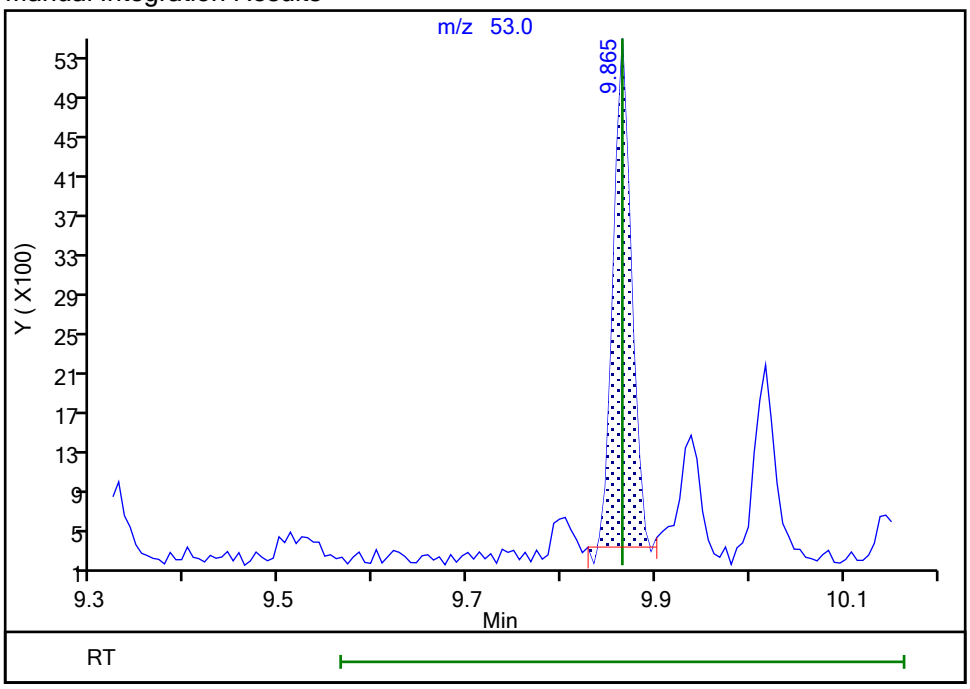

Reviewer: FK2C, 01-Sep-2022 10:47:45
Audit Action: Assigned Compound ID Audit Reason: Peak assignment corrected

Eurofins Edison
Target Compound Quantitation Report

Data File: \\chromfs\Edison\ChromData\CVOAMS17\20220901-149891.b\TT59894.D
Lims ID: STD20
Client ID:
Sample Type: ICIS Calib Level: 4
Inject. Date: 01-Sep-2022 10:20:30 ALS Bottle#: 6 Worklist Smp#: 7
Purge Vol: 5.000 mL Dil. Factor: 1.0000
Sample Info: STD20
Misc. Info.: 460-0149891-007
Operator ID: Instrument ID: CVOAMS17
Sublist: chrom-8260W_17*sub2

Method: \\chromfs\Edison\ChromData\CVOAMS17\20220901-149891.b\8260W_17.m
Limit Group: VOA - 8260D Water and Solid
Last Update: 02-Sep-2022 15:16:10 Calib Date: 01-Sep-2022 11:22:30
Integrator: RTE ID Type: Deconvolution ID
Quant Method: Internal Standard Quant By: Initial Calibration
Last ICal File: \\chromfs\Edison\ChromData\CVOAMS17\20220901-149891.b\TT59897.D

Column 1 : DB-624 (0.18 mm) Det: MS Quad
Process Host: CTX1631

First Level Reviewer: FK2C Date: 01-Sep-2022 10:43:26

Compound	Sig	RT (min.)	Exp RT (min.)	Dlt RT (min.)	Q	Response	Cal Amt ug/l	OnCol Amt ug/l	Flags
1 Monochloropentafluoroethane	119	1.177	1.177	0.000	32	5279	20.0	19.3	
3 Chlorotrifluoroethene	116	1.257	1.257	0.000	54	30511	20.0	22.3	
2 1,1-Difluoroethane	65	1.263	1.263	0.000	98	49589	20.0	21.2	
4 Dichlorodifluoromethane	85	1.275	1.275	0.000	57	111580	20.0	21.3	
5 Chlorodifluoromethane	67	1.293	1.293	0.000	96	19678	20.0	21.0	
6 Chloromethane	50	1.427	1.427	0.000	99	163236	20.0	21.0	
7 Vinyl chloride	62	1.501	1.501	0.000	97	118742	20.0	20.6	
8 Butadiene	54	1.507	1.507	0.000	98	118955	20.0	19.8	
9 Bromomethane	94	1.744	1.744	0.000	98	80349	20.0	23.0	
10 Chloroethane	64	1.793	1.793	0.000	100	75068	20.0	19.4	
11 Dichlorofluoromethane	67	1.958	1.958	0.000	99	197855	20.0	21.1	
13 Pentane	72	1.964	1.964	0.000	96	26295	40.0	37.8	
12 Trichlorofluoromethane	101	1.970	1.970	0.000	47	127118	20.0	20.1	
14 Ethanol	46	2.122	2.122	0.000	75	8152	800.0	793.3	
15 Ethyl ether	74	2.128	2.128	0.000	93	54255	20.0	20.5	
16 2-Methyl-1,3-butadiene	53	2.147	2.147	0.000	97	77460	20.0	20.1	
17 1,2-Dichloro-1,1,2-trifluoroetha	117	2.196	2.196	0.000	95	75838	20.0	20.9	
18 1,1,1-Trifluoro-2,2-dichloroetha	83	2.238	2.238	0.000	90	129315	20.0	21.6	a
19 Acrolein	56	2.287	2.287	0.000	37	11324	40.0	45.1	M
20 1,1,2-Trichloro-1,2,2-trifluoroe	101	2.299	2.299	0.000	90	78473	20.0	19.8	
21 1,1-Dichloroethene	96	2.311	2.311	0.000	95	79527	20.0	20.4	
22 Acetone	43	2.397	2.397	0.000	88	131544	100.0	90.9	
23 Iodomethane	142	2.452	2.452	0.000	99	155021	20.0	21.4	
25 Isopropyl alcohol	45	2.476	2.476	0.000	26	34837	200.0	217.1	a
24 Carbon disulfide	76	2.476	2.476	0.000	100	337546	20.0	20.4	
26 3-Chloro-1-propene	76	2.592	2.592	0.000	88	60924	20.0	20.4	
28 Cyclopentene	67	2.604	2.604	0.000	90	206127	20.0	20.0	
27 Methyl acetate	43	2.604	2.604	0.000	65	137722	40.0	41.4	
29 Acetonitrile	40	2.671	2.671	0.000	95	42543	200.0	169.6	
30 Methylene Chloride	84	2.708	2.708	0.000	96	106921	20.0	20.4	

Compound	Sig	RT (min.)	Exp RT (min.)	Dlt RT (min.)	Q	Response	Cal Amt ug/l	OnCol Amt ug/l	Flags
* 31 TBA-d9 (IS)	66	2.726	2.726	0.000	0	41412	1000.0	1000.0	
32 2-Methyl-2-propanol	59	2.793	2.793	0.000	93	93791	200.0	194.6	a
33 Methyl tert-butyl ether	73	2.854	2.854	0.000	97	285259	20.0	21.8	
34 trans-1,2-Dichloroethene	96	2.872	2.872	0.000	98	92333	20.0	20.8	
35 Acrylonitrile	53	2.945	2.945	0.000	94	358856	200.0	209.7	
36 Hexane	57	3.006	3.006	0.000	94	101821	20.0	18.4	
37 Isopropyl ether	45	3.208	3.208	0.000	95	344156	20.0	21.3	
38 1,1-Dichloroethane	63	3.232	3.232	0.000	99	178560	20.0	20.8	
39 Vinyl acetate	86	3.250	3.250	0.000	100	33909	40.0	41.6	
40 2-Chloro-1,3-butadiene	88	3.275	3.275	0.000	92	76795	20.0	20.4	
41 Tert-butyl ethyl ether	59	3.500	3.500	0.000	88	314482	20.0	21.1	
* 42 2-Butanone-d5	46	3.689	3.689	0.000	0	295327	250.0	250.0	
43 2,2-Dichloropropane	97	3.695	3.695	0.000	97	33146	20.0	18.7	
44 cis-1,2-Dichloroethene	96	3.714	3.714	0.000	93	102826	20.0	21.4	
46 Ethyl acetate	70	3.732	3.732	0.000	94	19175	40.0	43.7	
45 2-Butanone (MEK)	72	3.738	3.738	0.000	95	47018	100.0	95.6	
47 Methyl acrylate	55	3.787	3.787	0.000	98	75582	20.0	18.8	a
48 Propionitrile	54	3.866	3.866	0.000	98	124787	200.0	205.7	
49 Chlorobromomethane	128	3.921	3.921	0.000	94	48901	20.0	21.0	
50 Tetrahydrofuran	72	3.927	3.927	0.000	51	22112	40.0	37.9	
51 Methacrylonitrile	67	3.951	3.951	0.000	96	364424	200.0	212.3	
52 Chloroform	83	3.976	3.976	0.000	98	171590	20.0	21.3	
53 Cyclohexane	84	4.091	4.091	0.000	94	115816	20.0	20.0	
54 1,1,1-Trichloroethane	97	4.104	4.104	0.000	99	140672	20.0	20.7	
$ 55 Dibromofluoromethane (Surr)	113	4.122	4.122	0.000	96	132093	50.0	50.6	
56 Carbon tetrachloride	117	4.213	4.213	0.000	97	116396	20.0	20.2	
57 1,1-Dichloropropene	75	4.244	4.244	0.000	95	118031	20.0	20.0	
58 Isobutyl alcohol	43	4.390	4.390	0.000	46	131464	500.0	440.8	a
59 Isooctane	57	4.402	4.402	0.000	94	271763	20.0	17.9	
60 Benzene	78	4.427	4.427	0.000	97	362670	20.0	21.2	
$ 61 1,2-Dichloroethane-d4 (Surr)	65	4.445	4.445	0.000	0	159607	50.0	48.7	
62 Tert-amyl methyl ether	73	4.494	4.494	0.000	96	337505	20.0	22.3	
63 Isopropyl acetate	61	4.506	4.506	0.000	95	51608	20.0	20.9	
64 1,2-Dichloroethane	62	4.518	4.518	0.000	97	125790	20.0	20.1	
65 n-Heptane	100	4.585	4.585	0.000	94	15631	20.0	17.4	
* 66 Fluorobenzene	96	4.701	4.701	0.000	98	503764	50.0	50.0	
67 n-Butanol	56	5.024	5.024	0.000	58	44363	500.0	501.7	
68 Trichloroethene	95	5.043	5.043	0.000	97	87852	20.0	20.1	
69 Methylcyclohexane	83	5.152	5.152	0.000	88	126418	20.0	18.8	
70 Ethyl acrylate	99	5.171	5.171	0.000	97	11693	20.0	19.0	a
71 1,2-Dichloropropane	63	5.317	5.317	0.000	89	95747	20.0	20.4	
* 72 1,4-Dioxane-d8	96	5.384	5.384	0.000	0	19051	1000.0	1000.0	
73 Methyl methacrylate	100	5.402	5.402	0.000	93	40653	40.0	41.3	
75 1,4-Dioxane	88	5.439	5.439	0.000	37	11829	400.0	412.8	
74 Dibromomethane	93	5.439	5.439	0.000	95	57396	20.0	20.3	
76 n-Propyl acetate	43	5.463	5.463	0.000	99	124539	20.0	19.7	
77 Dichlorobromomethane	83	5.591	5.591	0.000	99	123822	20.0	21.1	
78 2-Nitropropane	41	5.920	5.920	0.000	82	49145	40.0	37.3	
79 2-Chloroethyl vinyl ether	63	5.926	5.926	0.000	82	55445	20.0	20.1	
80 Epichlorohydrin	57	6.024	6.024	0.000	100	170210	400.0	418.7	
81 cis-1,3-Dichloropropene	75	6.073	6.073	0.000	96	142547	20.0	20.6	
82 4-Methyl-2-pentanone (MIBK)	58	6.244	6.244	0.000	98	188637	100.0	110.1	

Compound	Sig	RT (min.)	Exp RT (min.)	Dlt RT (min.)	Q	Response	Cal Amt ug/l	OnCol Amt ug/l	Flags
$ 83 Toluene-d8 (Surr)	98	6.304	6.304	0.000	98	447231	50.0	50.3	
84 Toluene	91	6.378	6.378	0.000	93	343804	20.0	20.6	
85 trans-1,3-Dichloropropene	75	6.731	6.731	0.000	99	127007	20.0	20.4	
86 Ethyl methacrylate	69	6.774	6.774	0.000	92	120117	20.0	21.2	
87 1,1,2-Trichloroethane	83	6.938	6.938	0.000	95	65047	20.0	20.6	
88 Tetrachloroethene	166	6.969	6.969	0.000	94	75769	20.0	20.4	
89 1,3-Dichloropropane	76	7.140	7.140	0.000	96	124329	20.0	20.8	
90 2-Hexanone	43	7.219	7.219	0.000	98	300608	100.0	103.3	
91 n-Butyl acetate	43	7.335	7.335	0.000	98	153502	20.0	21.0	
92 Chlorodibromomethane	129	7.359	7.359	0.000	98	82308	20.0	20.9	
93 Ethylene Dibromide	107	7.505	7.505	0.000	98	72352	20.0	20.7	
* 94 Chlorobenzene-d5	117	8.042	8.042	0.000	90	345095	50.0	50.0	
95 Chlorobenzene	112	8.079	8.079	0.000	92	216005	20.0	21.0	
96 Ethylbenzene	106	8.188	8.188	0.000	99	120579	20.0	21.0	
97 1,1,1,2-Tetrachloroethane	131	8.207	8.207	0.000	95	88843	20.0	21.3	
98 m-Xylene & p-Xylene	106	8.347	8.347	0.000	0	148773	20.0	21.0	
99 o-Xylene	106	8.859	8.859	0.000	92	159244	20.0	21.5	
100 n-Butyl acrylate	73	8.877	8.877	0.000	96	80867	20.0	21.6	
101 Styrene	104	8.902	8.902	0.000	92	254498	20.0	21.5	
102 Bromoform	173	9.158	9.158	0.000	95	55865	20.0	21.2	
103 Amyl acetate (mixed isomers)	43	9.182	9.182	0.000	89	205296	20.0	20.4	
104 Isopropylbenzene	105	9.328	9.328	0.000	97	402527	20.0	21.5	
$ 105 4-Bromofluorobenzene	174	9.560	9.560	0.000	85	135835	50.0	50.7	
106 Bromobenzene	156	9.706	9.706	0.000	96	97192	20.0	20.8	
107 1,1,2,2-Tetrachloroethane	83	9.785	9.785	0.000	99	111377	20.0	20.4	
108 N-Propylbenzene	91	9.804	9.804	0.000	98	498545	20.0	20.6	
109 1,2,3-Trichloropropane	110	9.834	9.834	0.000	97	30230	20.0	19.3	
110 trans-1,4-Dichloro-2-butene	53	9.865	9.865	0.000	90	30596	20.0	19.9	a
111 2-Chlorotoluene	91	9.914	9.914	0.000	96	346865	20.0	20.6	
112 4-Ethyltoluene	105	9.938	9.938	0.000	98	408301	20.0	20.8	
113 1,3,5-Trimethylbenzene	105	10.017	10.017	0.000	91	346436	20.0	20.4	
114 4-Chlorotoluene	91	10.048	10.048	0.000	99	339240	20.0	20.2	
115 Butyl Methacrylate	87	10.151	10.151	0.000	94	140160	20.0	20.9	
116 tert-Butylbenzene	119	10.334	10.334	0.000	92	255036	20.0	19.7	
117 1,2,4-Trimethylbenzene	105	10.401	10.401	0.000	99	365441	20.0	20.4	
118 sec-Butylbenzene	105	10.554	10.554	0.000	98	420642	20.0	19.8	
119 1,3-Dichlorobenzene	146	10.682	10.682	0.000	94	186491	20.0	20.4	
120 4-Isopropyltoluene	119	10.700	10.700	0.000	97	363071	20.0	20.2	
* 121 1,4-Dichlorobenzene-d4	152	10.755	10.755	0.000	98	204887	50.0	50.0	
122 1,4-Dichlorobenzene	146	10.779	10.779	0.000	94	189595	20.0	20.4	
123 1,2,3-Trimethylbenzene	105	10.810	10.810	0.000	99	384841	20.0	20.8	
124 Benzyl chloride	91	10.926	10.926	0.000	98	232259	20.0	21.3	
125 2,3-Dihydroindene	117	10.986	10.986	0.000	94	366479	20.0	21.1	
126 p-Diethylbenzene	119	11.060	11.060	0.000	91	193696	20.0	20.0	
127 n-Butylbenzene	92	11.084	11.084	0.000	98	202746	20.0	19.4	
128 1,2-Dichlorobenzene	146	11.121	11.121	0.000	94	189328	20.0	20.6	
129 1,2,4,5-Tetramethylbenzene	119	11.736	11.736	0.000	96	361788	20.0	20.3	
130 1,2-Dibromo-3-Chloropropane	157	11.822	11.822	0.000	95	22840	20.0	20.6	
131 1,3,5-Trichlorobenzene	180	11.938	11.938	0.000	96	144396	20.0	19.8	
132 1,2,4-Trichlorobenzene	180	12.437	12.437	0.000	94	135559	20.0	19.7	
133 Hexachlorobutadiene	225	12.529	12.529	0.000	93	53006	20.0	17.5	
134 Naphthalene	128	12.633	12.633	0.000	99	351122	20.0	20.6	

Compound	Sig	RT (min.)	Exp RT (min.)	Dlt RT (min.)	Q	Response	Cal Amt ug/l	OnCol Amt ug/l	Flags
135 1,2,3-Trichlorobenzene	180	12.815	12.815	0.000	95	127491	20.0	19.5	
S 136 1,2-Dichloroethene, Total	100				0		40.0	42.2	
S 137 Xylenes, Total	100				0		40.0	42.4	
S 139 1,3-Dichloropropene, Total	1				0		40.0	41.0	
S 140 Total BTEX	1				0		100.0	105.2	

QC Flag Legend

Processing Flags

Review Flags

M - Manually Integrated

a - User Assigned ID

Reagents:

524freon_00056	Amount Added:	20.00	Units: uL	
ACROLEIN W_00143	Amount Added:	4.00	Units: uL	
8260MIX1COMB_00158	Amount Added:	20.00	Units: uL	
GASES Li_00491	Amount Added:	20.00	Units: uL	
VOA6IS/SURR_00060	Amount Added:	5.00	Units: uL	Run Reagent

Report Date: 02-Sep-2022 15:16:11 Chrom Revision: 2.3 30-Aug-2022 19:06:20

Eurofins Edison

Data File: \\chromfs\Edison\ChromData\CVOAMS17\20220901-149891.b\TT59894.D

Injection Date: 01-Sep-2022 10:20:30 Instrument ID: CVOAMS17

Lims ID: STD20

Client ID:

Operator ID: ALS Bottle#: 6 Worklist Smp#: 7

Purge Vol: 5.000 mL Dil. Factor: 1.0000

Method: 8260W_17 Limit Group: VOA - 8260D Water and Solid

Column: DB-624 (0.18 mm)

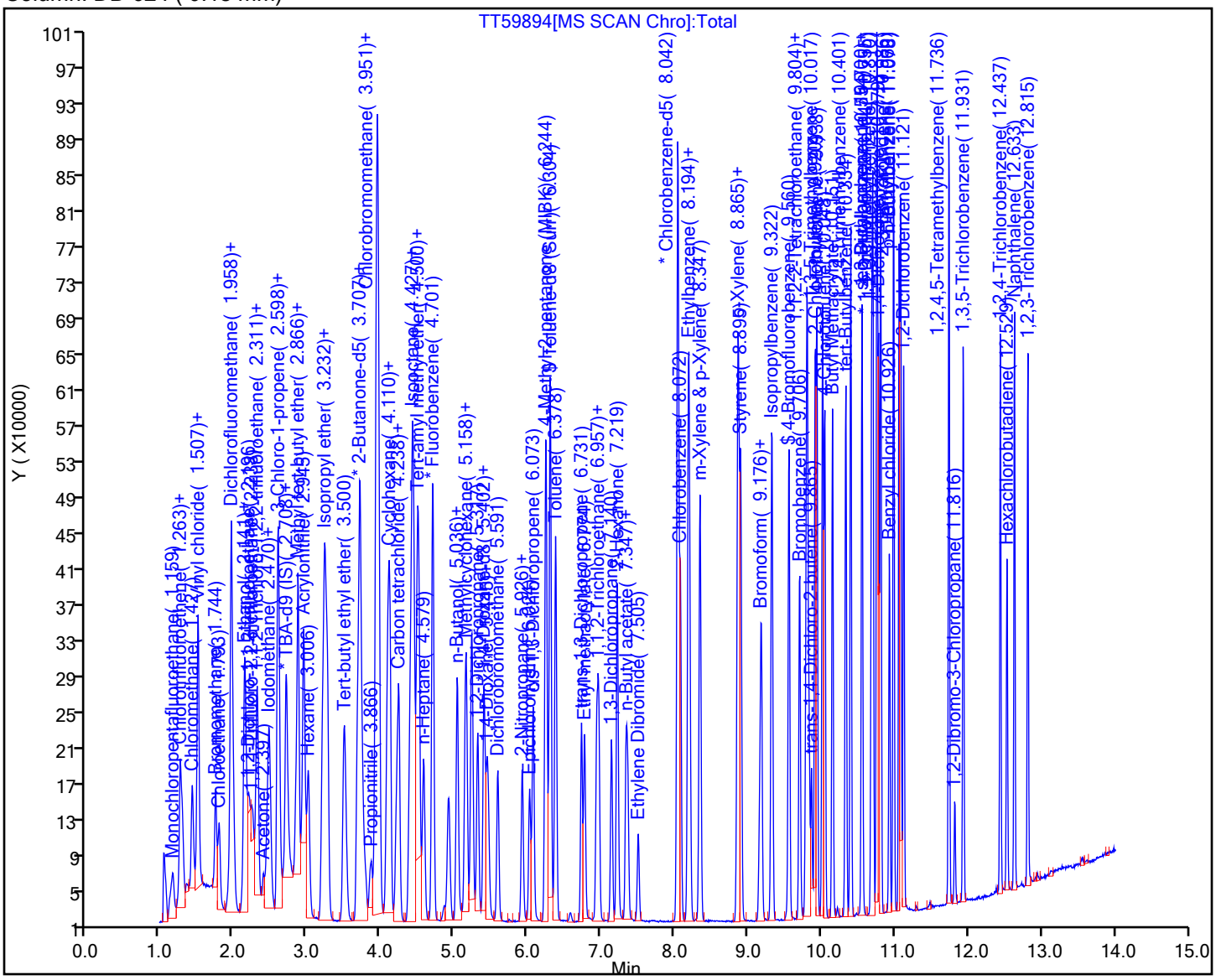

Eurofins Edison

Data File: \\chromfs\Edison\ChromData\CVOAMS17\20220901-149891.b\TT59894.D
Injection Date: 01-Sep-2022 10:20:30 Instrument ID: CVOAMS17
Lims ID: STD20
Client ID:
Operator ID: ALS Bottle#: 6 Worklist Smp#: 7
Purge Vol: 5.000 mL Dil. Factor: 1.0000
Method: 8260W_17 Limit Group: VOA - 8260D Water and Solid
Column: DB-624 (0.18 mm) Detector MS Quad

18 1,1,1-Trifluoro-2,2-dichloroetha, CAS: 306-83-2

Signal: 1

Not Detected
Expected RT: 2.24

Processing Integration Results

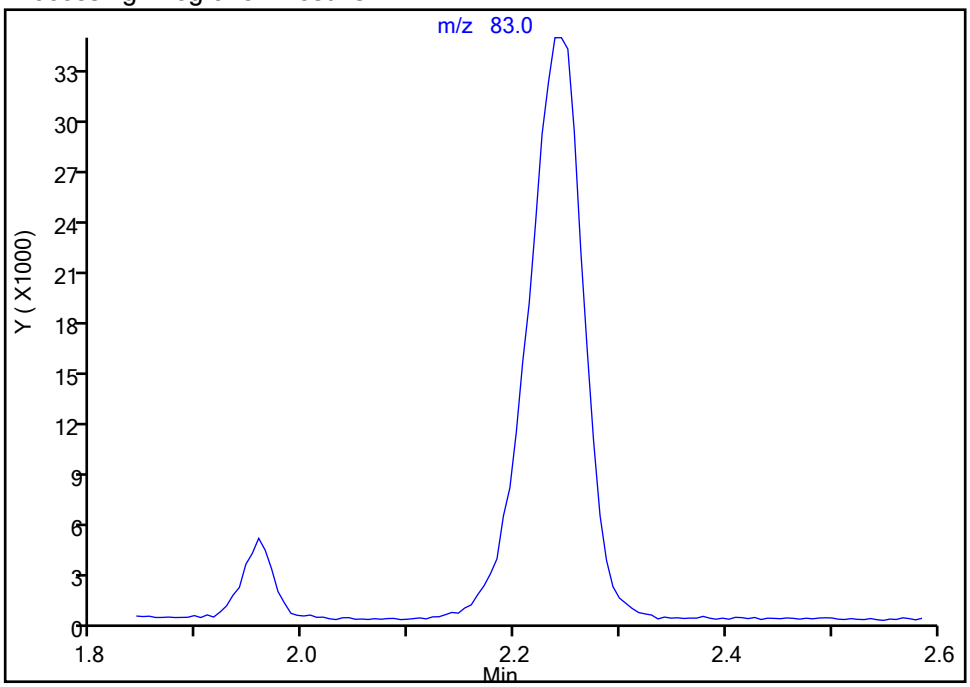

Manual Integration Results

RT: 2.24
Area: 129315
Amount: 21.555160
Amount Units: ug/l

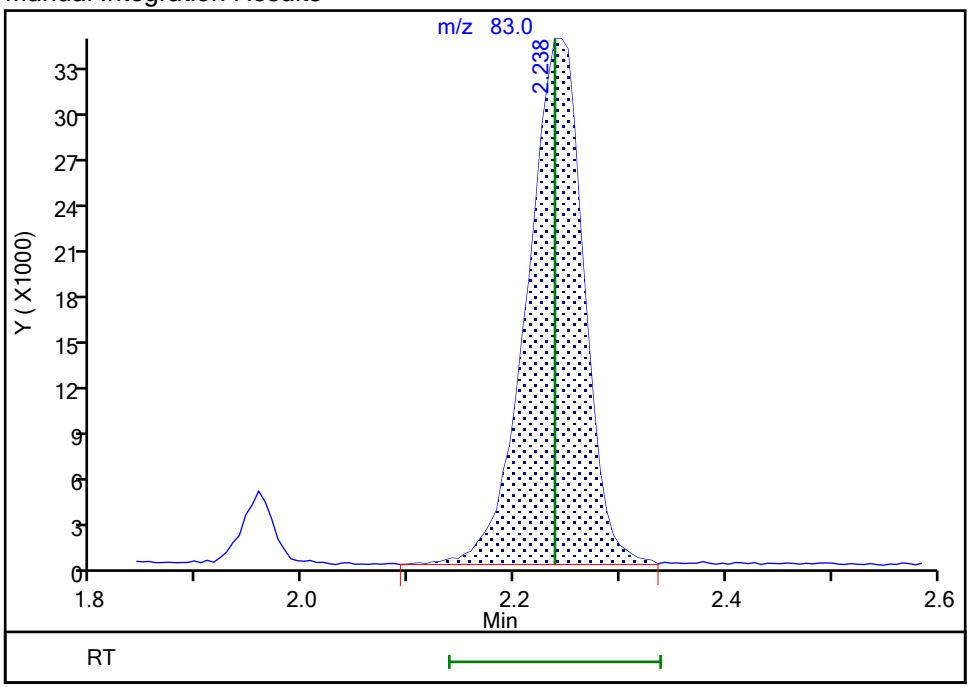

Reviewer: FK2C, 01-Sep-2022 11:08:00
Audit Action: Assigned Compound ID Audit Reason: Peak assignment corrected

Manual Integration/User Assign Peak Report

Eurofins Edison

Data File: \\chromfs\Edison\ChromData\CVOAMS17\20220901-149891.b\TT59894.D
Injection Date: 01-Sep-2022 10:20:30 Instrument ID: CVOAMS17
Lims ID: STD20
Client ID:
Operator ID: ALS Bottle#: 6 Worklist Smp#: 7
Purge Vol: 5.000 mL Dil. Factor: 1.0000
Method: 8260W_17 Limit Group: VOA - 8260D Water and Solid
Column: DB-624 (0.18 mm) Detector MS Quad

19 Acrolein, CAS: 107-02-8

Signal: 1

Processing Integration Results

RT: 2.29
Area: 10460
Amount: 42.000247
Amount Units: ug/l

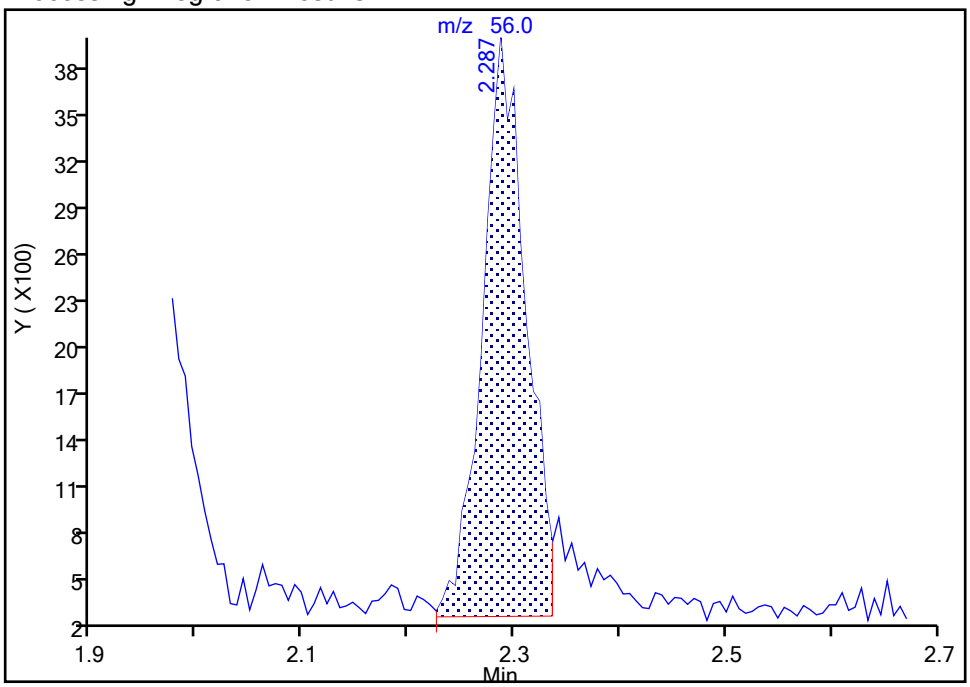

Manual Integration Results

RT: 2.29
Area: 11324
Amount: 45.132075
Amount Units: ug/l

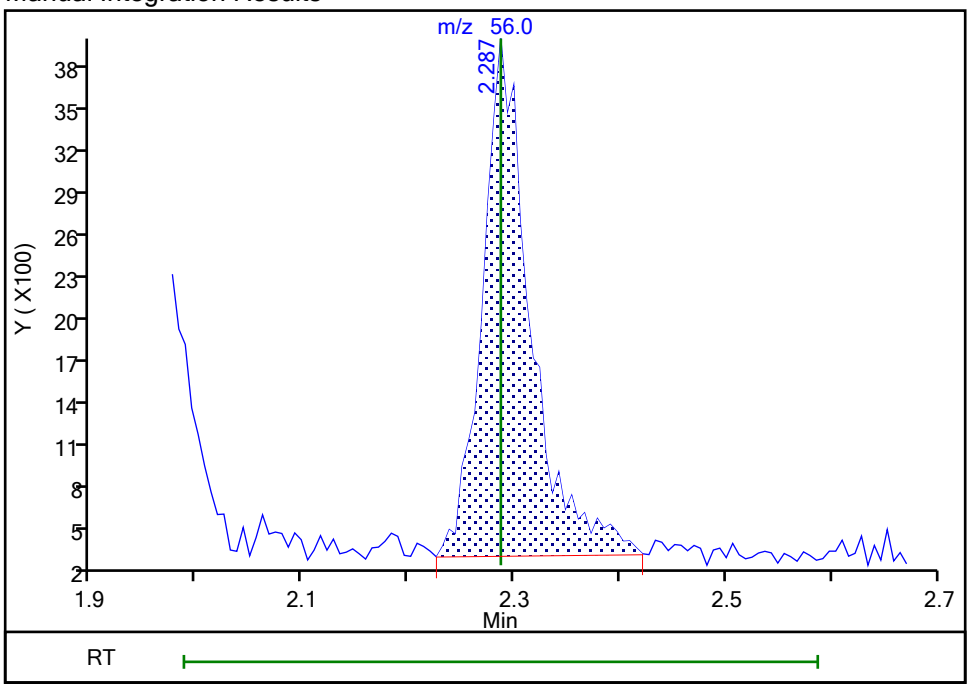

Reviewer: W9CM, 02-Sep-2022 13:55:20
Audit Action: Manually Integrated Audit Reason: Incomplete Integration

Manual Integration/User Assign Peak Report

Eurofins Edison

Data File: \\chromfs\Edison\ChromData\CVOAMS17\20220901-149891.b\TT59894.D
Injection Date: 01-Sep-2022 10:20:30 Instrument ID: CVOAMS17
Lims ID: STD20
Client ID:
Operator ID: ALS Bottle#: 6 Worklist Smp#: 7
Purge Vol: 5.000 mL Dil. Factor: 1.0000
Method: 8260W_17 Limit Group: VOA - 8260D Water and Solid
Column: DB-624 (0.18 mm) Detector MS Quad

25 Isopropyl alcohol, CAS: 67-63-0

Signal: 1

Not Detected
Expected RT: 2.48

Processing Integration Results

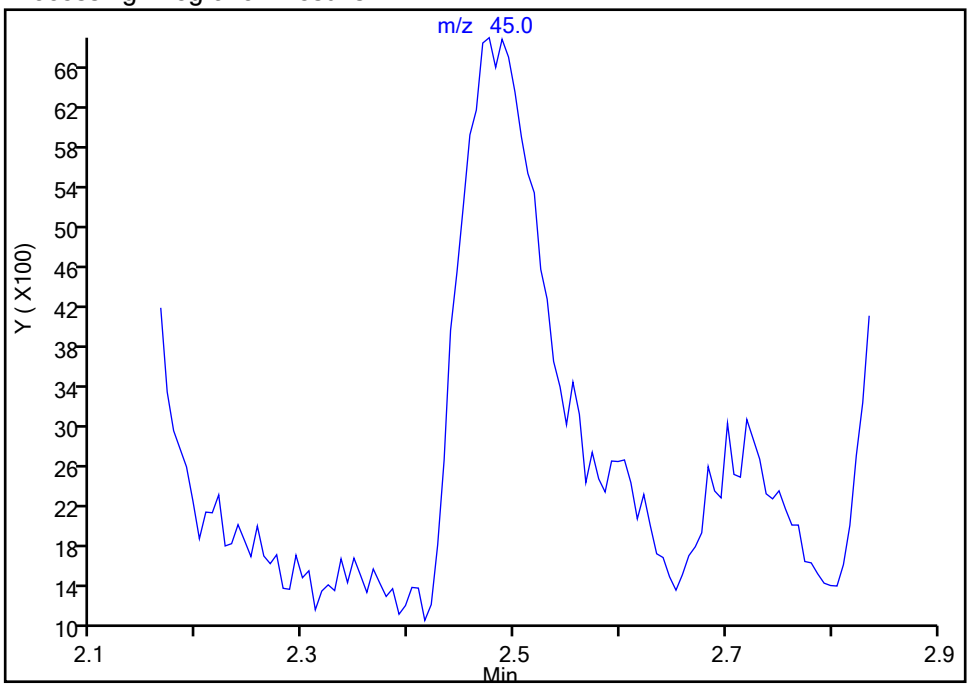

Manual Integration Results

RT: 2.48
Area: 34837
Amount: 217.1104
Amount Units: ug/l

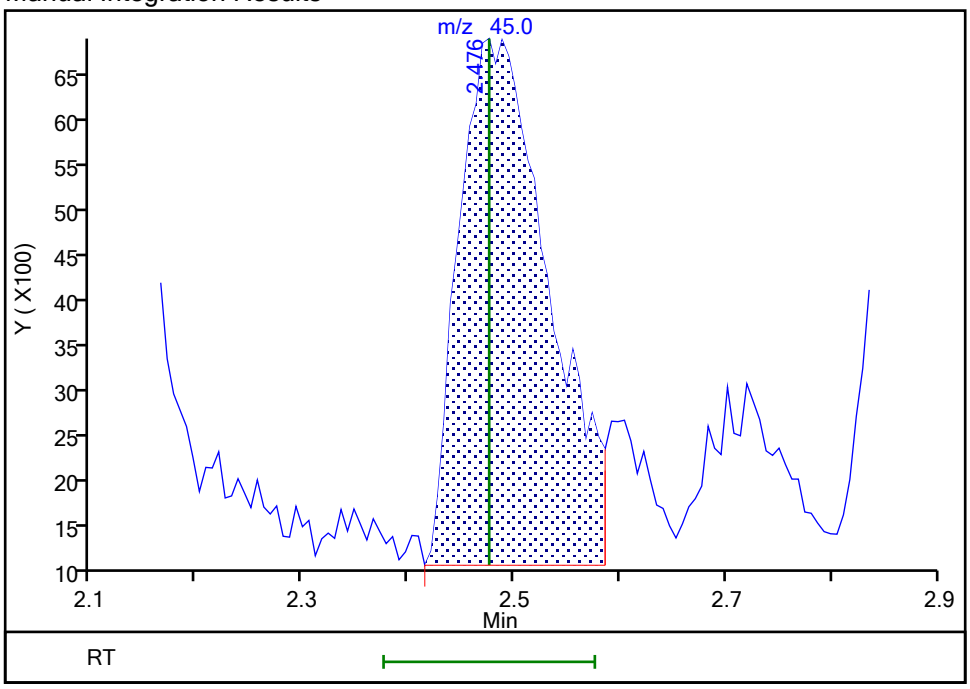

Reviewer: FK2C, 01-Sep-2022 11:08:07
Audit Action: Assigned Compound ID Audit Reason: Peak assignment corrected

Manual Integration/User Assign Peak Report

Eurofins Edison

Data File: \\chromfs\Edison\ChromData\CVOAMS17\20220901-149891.b\TT59894.D
Injection Date: 01-Sep-2022 10:20:30 Instrument ID: CVOAMS17
Lims ID: STD20
Client ID:
Operator ID: ALS Bottle#: 6 Worklist Smp#: 7
Purge Vol: 5.000 mL Dil. Factor: 1.0000
Method: 8260W_17 Limit Group: VOA - 8260D Water and Solid
Column: DB-624 (0.18 mm) Detector MS Quad

32 2-Methyl-2-propanol, CAS: 75-65-0

Signal: 1

Not Detected
Expected RT: 2.79

Processing Integration Results

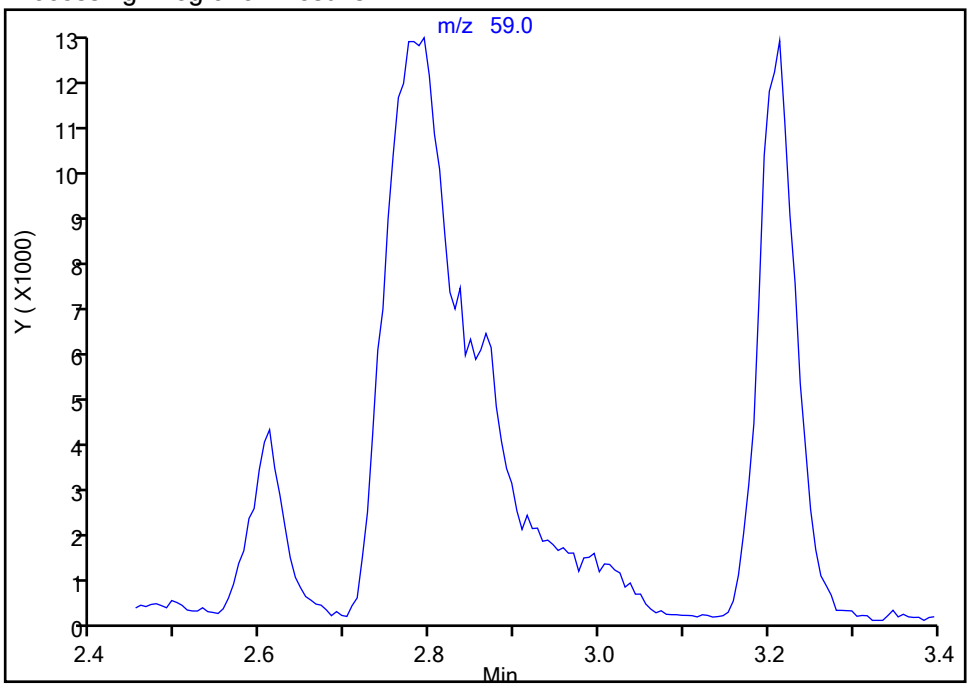

Manual Integration Results

RT: 2.79
Area: 93791
Amount: 194.6349
Amount Units: ug/l

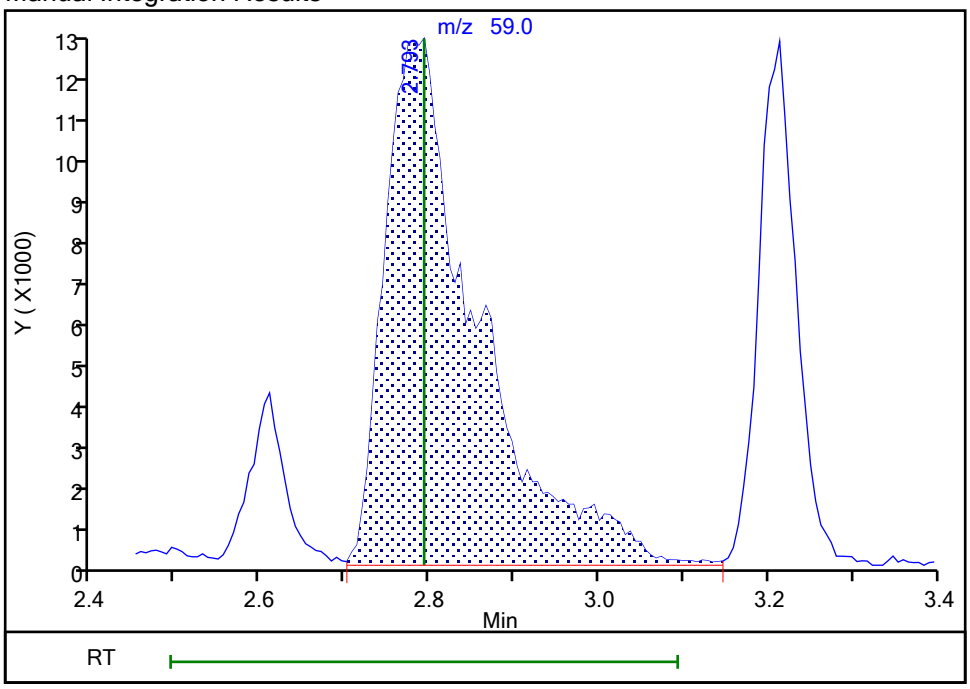

Reviewer: FK2C, 01-Sep-2022 11:08:15
Audit Action: Assigned Compound ID Audit Reason: Peak assignment corrected

Eurofins Edison

Data File: \\chromfs\Edison\ChromData\CVOAMS17\20220901-149891.b\TT59894.D
Injection Date: 01-Sep-2022 10:20:30 Instrument ID: CVOAMS17
Lims ID: STD20
Client ID:
Operator ID: ALS Bottle#: 6 Worklist Smp#: 7
Purge Vol: 5.000 mL Dil. Factor: 1.0000
Method: 8260W_17 Limit Group: VOA - 8260D Water and Solid
Column: DB-624 (0.18 mm) Detector MS Quad

47 Methyl acrylate, CAS: 96-33-3

Signal: 1

Processing Integration Results

RT: 3.71
Area: 971
Amount: 0.354570
Amount Units: ug/l

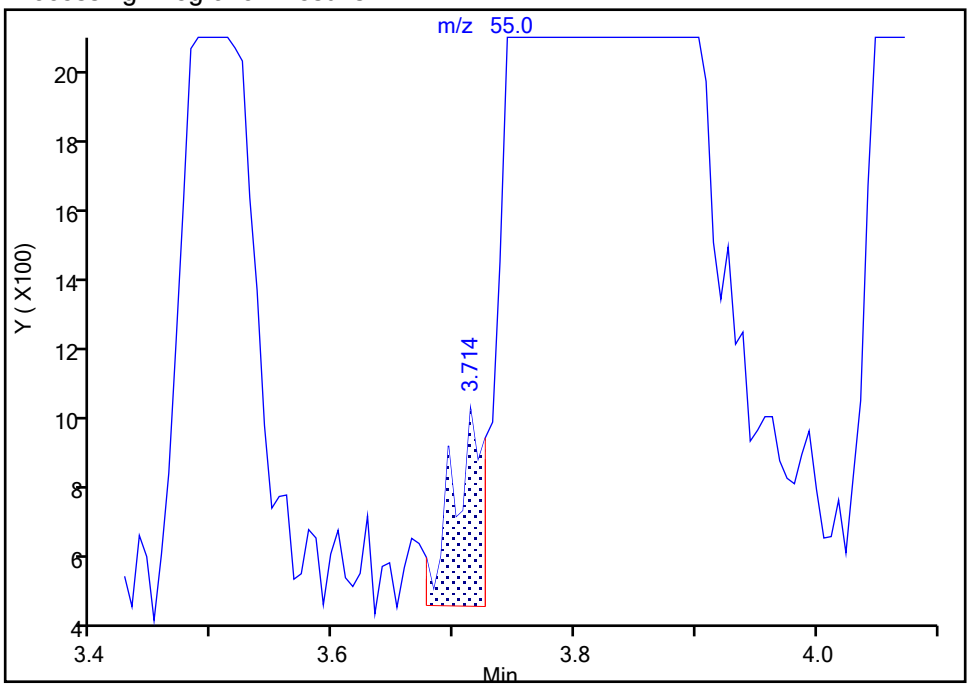

Manual Integration Results

RT: 3.79
Area: 75582
Amount: 18.791491
Amount Units: ug/l

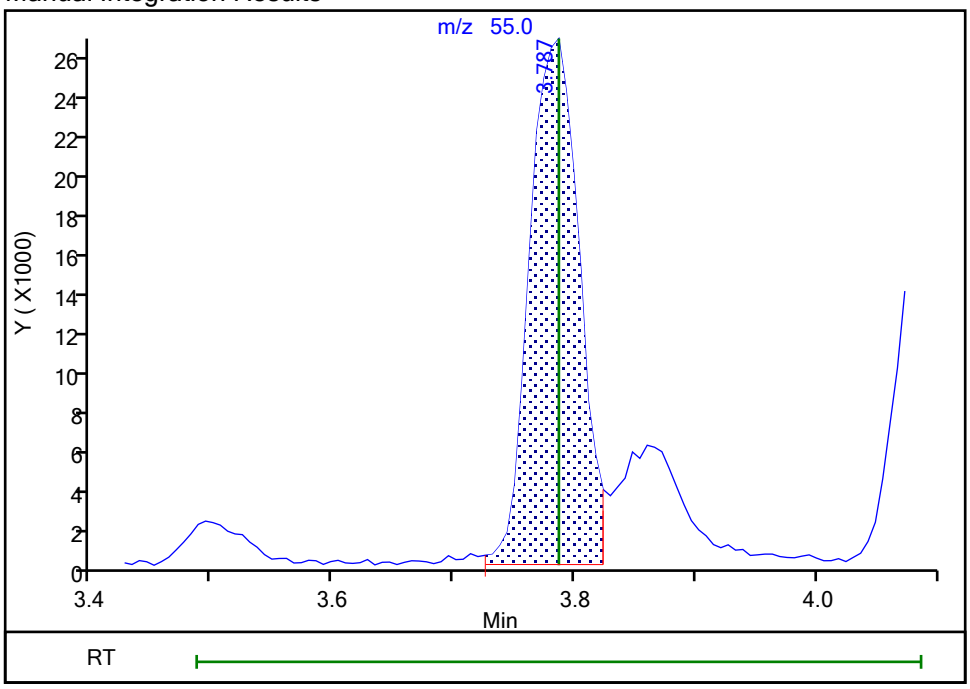

Reviewer: FK2C, 01-Sep-2022 11:08:25
Audit Action: Assigned Compound ID Audit Reason: Peak assignment corrected

Manual Integration/User Assign Peak Report

Eurofins Edison

Data File: \\chromfs\Edison\ChromData\CVOAMS17\20220901-149891.b\TT59894.D
Injection Date: 01-Sep-2022 10:20:30 Instrument ID: CVOAMS17
Lims ID: STD20
Client ID:
Operator ID: ALS Bottle#: 6 Worklist Smp#: 7
Purge Vol: 5.000 mL Dil. Factor: 1.0000
Method: 8260W_17 Limit Group: VOA - 8260D Water and Solid
Column: DB-624 (0.18 mm) Detector MS Quad

58 Isobutyl alcohol, CAS: 78-83-1

Signal: 1

Not Detected
Expected RT: 4.39

Processing Integration Results

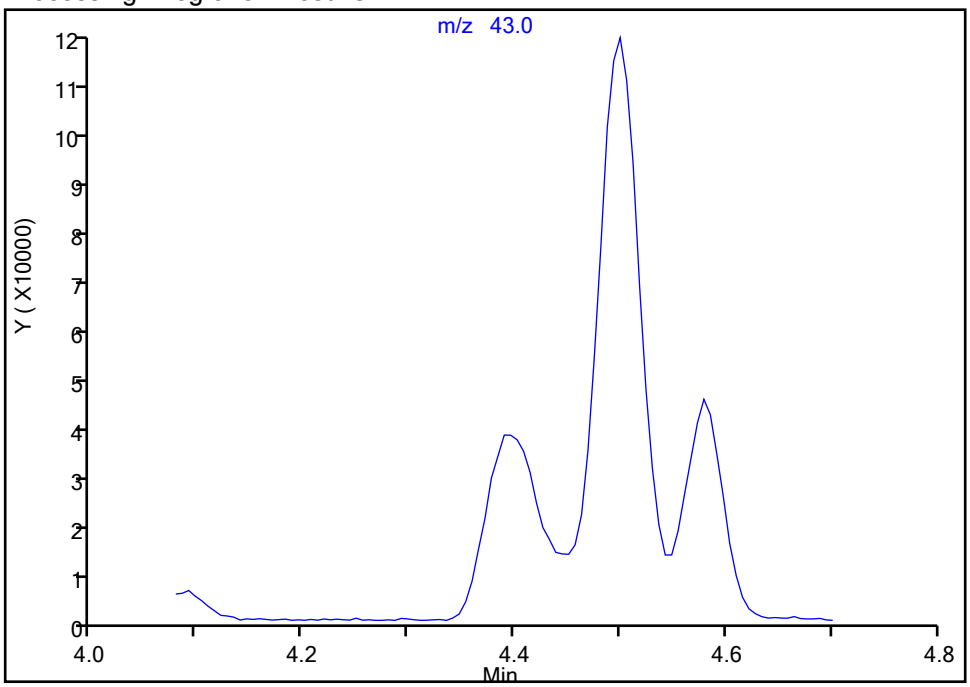

Manual Integration Results

RT: 4.39
Area: 131464
Amount: 440.8419
Amount Units: ug/l

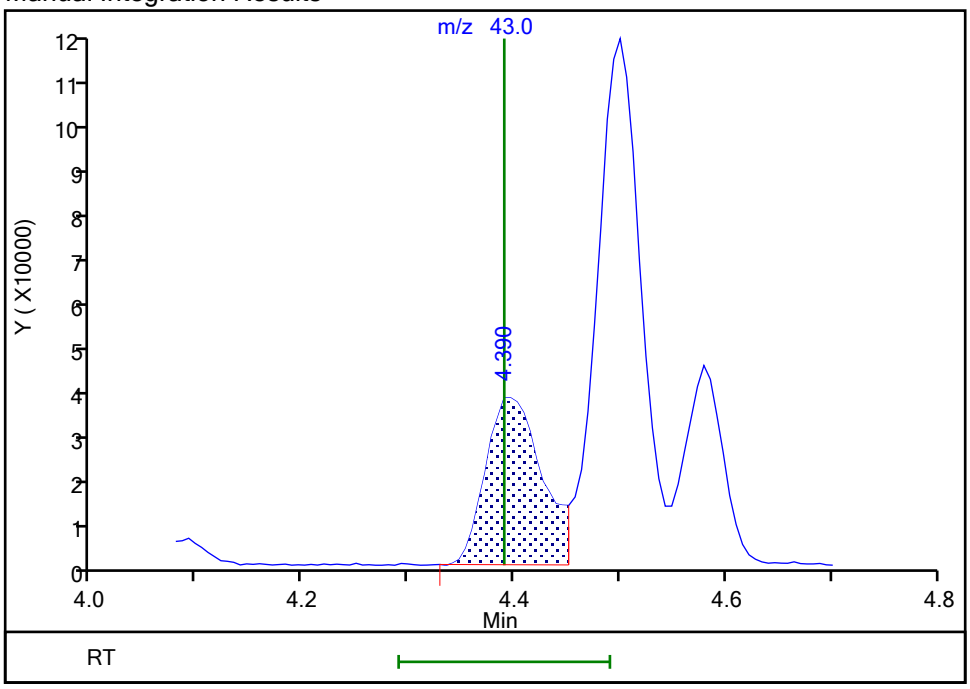

Reviewer: FK2C, 01-Sep-2022 11:08:34
Audit Action: Assigned Compound ID Audit Reason: Peak assignment corrected

Eurofins Edison

Data File: \\chromfs\Edison\ChromData\CVOAMS17\20220901-149891.b\TT59894.D
Injection Date: 01-Sep-2022 10:20:30 Instrument ID: CVOAMS17
Lims ID: STD20
Client ID:
Operator ID: ALS Bottle#: 6 Worklist Smp#: 7
Purge Vol: 5.000 mL Dil. Factor: 1.0000
Method: 8260W_17 Limit Group: VOA - 8260D Water and Solid
Column: DB-624 (0.18 mm) Detector MS Quad

70 Ethyl acrylate, CAS: 140-88-5

Signal: 1

Processing Integration Results

RT: 5.24
Area: 214
Amount: 0.488397
Amount Units: ug/l

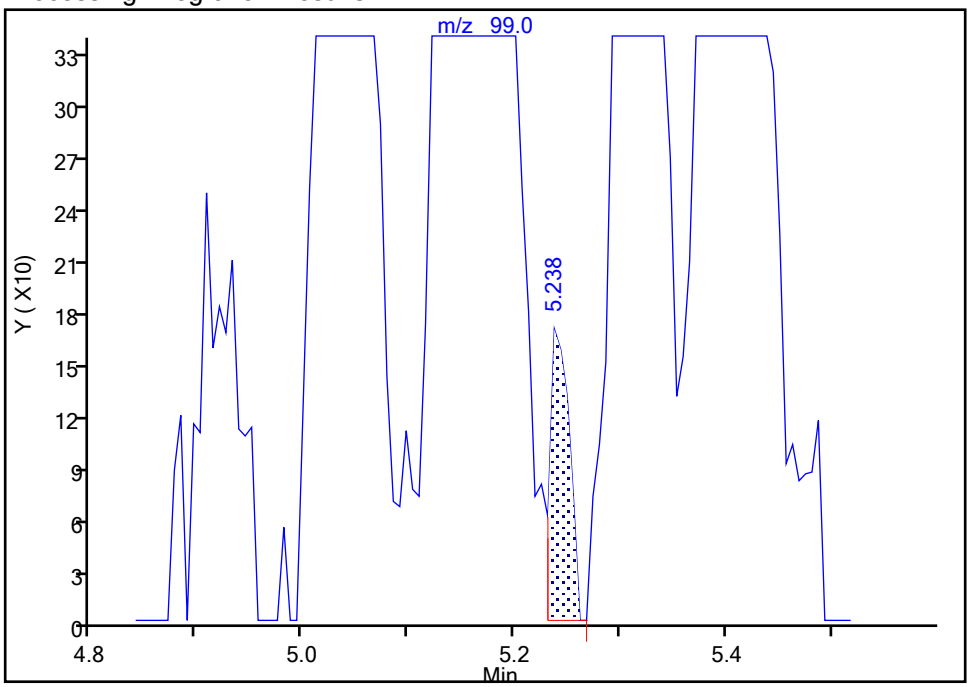

Manual Integration Results

RT: 5.17
Area: 11693
Amount: 18.977538
Amount Units: ug/l

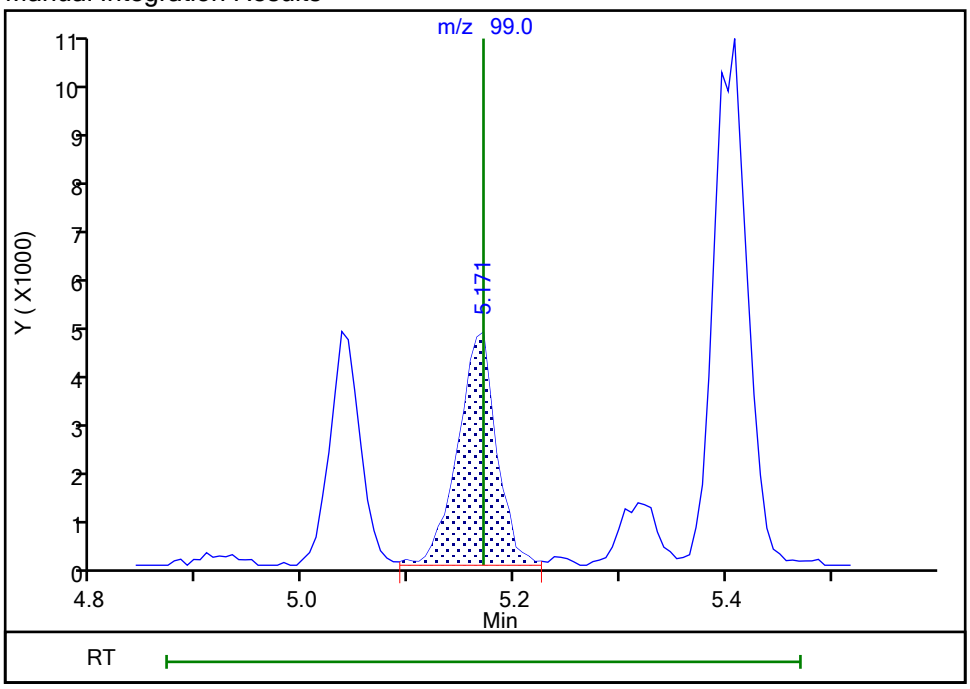

Reviewer: FK2C, 01-Sep-2022 11:08:43
Audit Action: Assigned Compound ID Audit Reason: Peak assignment corrected

Manual Integration/User Assign Peak Report

Eurofins Edison

Data File: \\chromfs\Edison\ChromData\CVOAMS17\20220901-149891.b\TT59894.D
Injection Date: 01-Sep-2022 10:20:30 Instrument ID: CVOAMS17
Lims ID: STD20
Client ID:
Operator ID: ALS Bottle#: 6 Worklist Smp#: 7
Purge Vol: 5.000 mL Dil. Factor: 1.0000
Method: 8260W_17 Limit Group: VOA - 8260D Water and Solid
Column: DB-624 (0.18 mm) Detector MS Quad

110 trans-1,4-Dichloro-2-butene, CAS: 110-57-6

Signal: 1

Processing Integration Results

RT: 9.77
Area: 155
Amount: 0.116828
Amount Units: ug/l

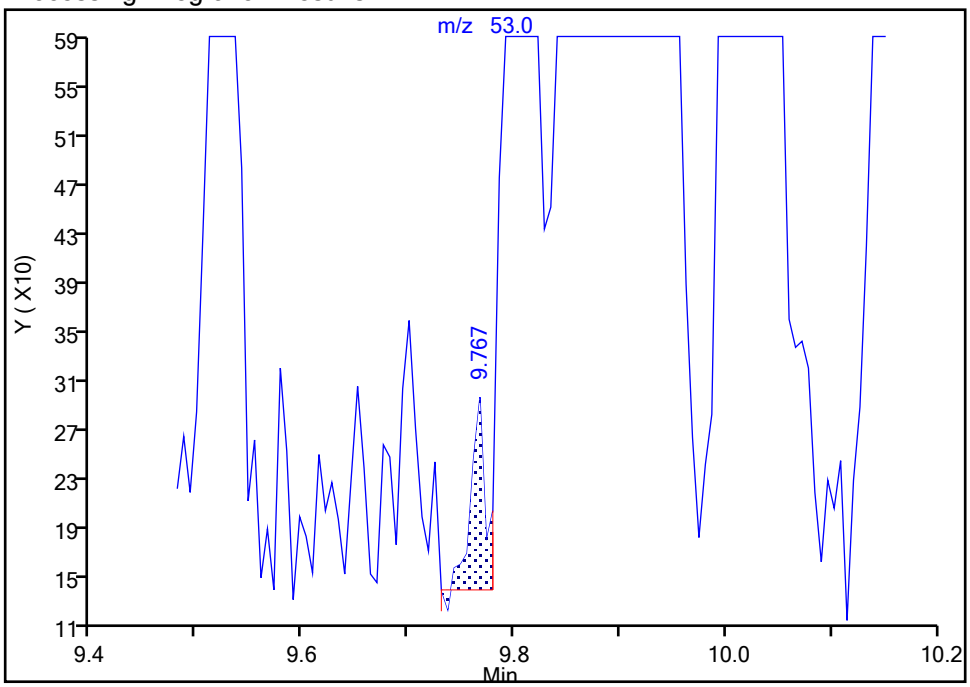

Manual Integration Results

RT: 9.86
Area: 30596
Amount: 19.901881
Amount Units: ug/l

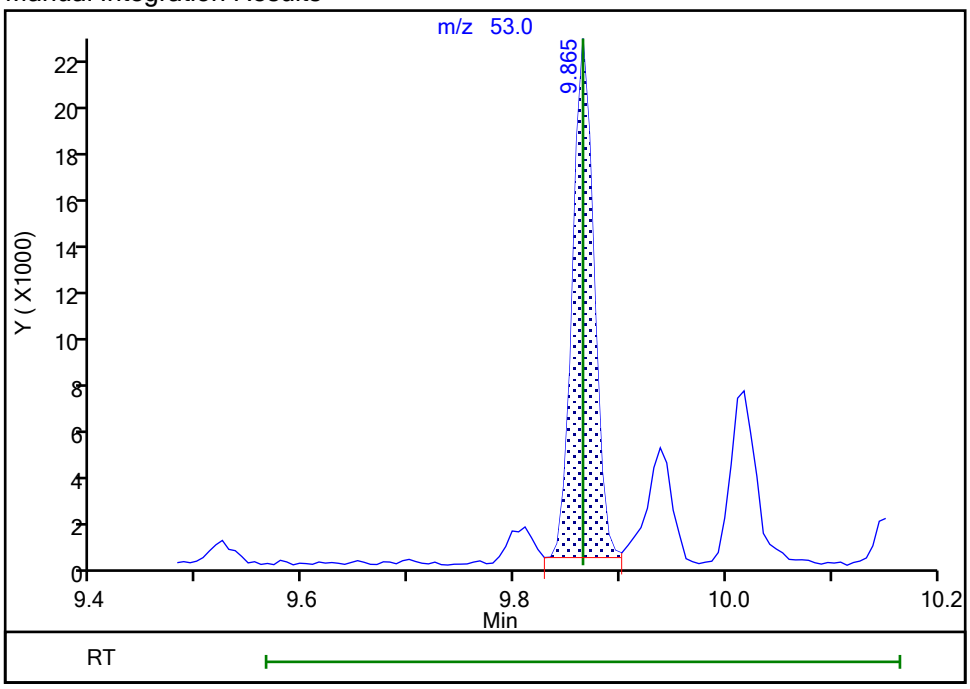

Reviewer: FK2C, 01-Sep-2022 11:09:00
Audit Action: Assigned Compound ID Audit Reason: Peak assignment corrected

Eurofins Edison
Target Compound Quantitation Report

Data File: \\chromfs\Edison\ChromData\CVOAMS17\20220901-149891.b\TT59895.D
Lims ID: STD50
Client ID:
Sample Type: IC Calib Level: 5
Inject. Date: 01-Sep-2022 10:41:30 ALS Bottle#: 7 Worklist Smp#: 8
Purge Vol: 5.000 mL Dil. Factor: 1.0000
Sample Info: STD50
Misc. Info.: 460-0149891-008
Operator ID: Instrument ID: CVOAMS17
Sublist: chrom-8260W_17*sub2

Method: \\chromfs\Edison\ChromData\CVOAMS17\20220901-149891.b\8260W_17.m
Limit Group: VOA - 8260D Water and Solid
Last Update: 02-Sep-2022 15:16:21 Calib Date: 01-Sep-2022 11:22:30
Integrator: RTE ID Type: Deconvolution ID
Quant Method: Internal Standard Quant By: Initial Calibration
Last ICal File: \\chromfs\Edison\ChromData\CVOAMS17\20220901-149891.b\TT59897.D

Column 1 : DB-624 (0.18 mm) Det: MS Quad
Process Host: CTX1631

First Level Reviewer: FK2C Date: 01-Sep-2022 11:06:00

Compound	Sig	RT (min.)	Exp RT (min.)	Dlt RT (min.)	Q	Response	Cal Amt ug/l	OnCol Amt ug/l	Flags
1 Monochloropentafluoroethane	119	1.177	1.177	0.000	73	15211	50.0	55.8	
3 Chlorotrifluoroethene	116	1.244	1.257	-0.013	89	76683	50.0	56.1	
2 1,1-Difluoroethane	65	1.263	1.263	0.000	99	121306	50.0	52.1	
4 Dichlorodifluoromethane	85	1.275	1.275	0.000	97	277561	50.0	53.0	
5 Chlorodifluoromethane	67	1.287	1.293	-0.006	99	50727	50.0	54.3	
6 Chloromethane	50	1.427	1.427	0.000	99	378959	50.0	48.9	
7 Vinyl chloride	62	1.500	1.501	-0.001	98	280750	50.0	48.8	
8 Butadiene	54	1.507	1.507	0.000	98	294149	50.0	49.0	
9 Bromomethane	94	1.744	1.744	0.000	99	186186	50.0	52.7	
10 Chloroethane	64	1.793	1.793	0.000	100	176231	50.0	45.1	
11 Dichlorofluoromethane	67	1.958	1.958	0.000	98	482465	50.0	51.6	
13 Pentane	72	1.964	1.964	0.000	96	69861	100.0	100.6	
12 Trichlorofluoromethane	101	1.964	1.970	-0.006	58	315955	50.0	50.1	
14 Ethanol	46	2.122	2.122	0.000	75	17374	2000.0	1735.4	
15 Ethyl ether	74	2.128	2.128	0.000	94	127795	50.0	48.4	
16 2-Methyl-1,3-butadiene	53	2.141	2.147	-0.006	99	208652	50.0	54.4	
17 1,2-Dichloro-1,1,2-trifluoroetha	117	2.195	2.196	-0.001	87	190840	50.0	52.7	
18 1,1,1-Trifluoro-2,2-dichloroetha	83	2.238	2.238	0.000	90	329325	50.0	55.0	a
19 Acrolein	56	2.281	2.287	-0.006	43	24288	100.0	95.9	
20 1,1,2-Trichloro-1,2,2-trifluoroe	101	2.305	2.299	0.006	92	209010	50.0	52.8	
21 1,1-Dichloroethene	96	2.317	2.311	0.006	96	201417	50.0	51.8	
22 Acetone	43	2.397	2.397	0.000	86	329417	250.0	224.9	
23 Iodomethane	142	2.451	2.452	-0.001	99	372700	50.0	51.5	
25 Isopropyl alcohol	45	2.482	2.476	0.006	26	80785	500.0	516.8	a
24 Carbon disulfide	76	2.482	2.476	0.006	100	830710	50.0	50.3	
26 3-Chloro-1-propene	76	2.586	2.592	-0.006	96	151940	50.0	51.0	
28 Cyclopentene	67	2.604	2.604	0.000	92	543993	50.0	53.0	
27 Methyl acetate	43	2.604	2.604	0.000	68	336176	100.0	101.3	
29 Acetonitrile	40	2.671	2.671	0.000	95	96767	500.0	389.4	M
30 Methylene Chloride	84	2.708	2.708	0.000	97	257369	50.0	49.3	

Compound	Sig	RT (min.)	Exp RT (min.)	Dlt RT (min.)	Q	Response	Cal Amt ug/l	OnCol Amt ug/l	Flags
* 31 TBA-d9 (IS)	66	2.732	2.726	0.006	0	40345	1000.0	1000.0	
32 2-Methyl-2-propanol	59	2.787	2.793	-0.006	94	221493	500.0	471.8	a
33 Methyl tert-butyl ether	73	2.848	2.854	-0.006	97	670065	50.0	51.4	
34 trans-1,2-Dichloroethene	96	2.866	2.872	-0.006	98	227866	50.0	51.4	
35 Acrylonitrile	53	2.939	2.945	-0.006	94	873308	500.0	511.5	
36 Hexane	57	3.006	3.006	0.000	94	282088	50.0	51.2	
37 Isopropyl ether	45	3.207	3.208	-0.001	94	814858	50.0	50.6	
38 1,1-Dichloroethane	63	3.232	3.232	0.000	100	433233	50.0	50.7	
39 Vinyl acetate	86	3.250	3.250	0.000	100	78577	100.0	95.4	
40 2-Chloro-1,3-butadiene	88	3.268	3.275	-0.007	93	193867	50.0	51.5	
41 Tert-butyl ethyl ether	59	3.494	3.500	-0.006	87	766686	50.0	51.6	
* 42 2-Butanone-d5	46	3.683	3.689	-0.006	0	298826	250.0	250.0	
43 2,2-Dichloropropane	97	3.695	3.695	0.000	93	81332	50.0	45.9	
44 cis-1,2-Dichloroethene	96	3.713	3.714	-0.001	93	254567	50.0	53.1	
46 Ethyl acetate	70	3.738	3.732	0.006	97	45293	100.0	102.0	
45 2-Butanone (MEK)	72	3.738	3.738	0.000	95	117138	250.0	235.5	
47 Methyl acrylate	55	3.780	3.787	-0.007	99	186235	50.0	46.4	a
48 Propionitrile	54	3.860	3.866	-0.006	98	302458	500.0	511.7	
49 Chlorobromomethane	128	3.921	3.921	0.000	93	118797	50.0	51.0	
50 Tetrahydrofuran	72	3.927	3.927	0.000	55	53741	100.0	91.0	
51 Methacrylonitrile	67	3.951	3.951	0.000	94	889644	500.0	519.7	
52 Chloroform	83	3.976	3.976	0.000	98	422610	50.0	52.6	
53 Cyclohexane	84	4.085	4.091	-0.006	94	308144	50.0	53.3	
54 1,1,1-Trichloroethane	97	4.104	4.104	0.000	99	354368	50.0	52.3	
$ 55 Dibromofluoromethane (Surr)	113	4.122	4.122	0.000	96	129606	50.0	49.8	
56 Carbon tetrachloride	117	4.213	4.213	0.000	97	298487	50.0	51.8	
57 1,1-Dichloropropene	75	4.238	4.244	-0.006	95	302119	50.0	51.4	
58 Isobutyl alcohol	43	4.402	4.390	0.012	91	358213	1250.0	1233.0	
59 Isooctane	57	4.408	4.402	0.006	96	809904	50.0	53.4	
60 Benzene	78	4.427	4.427	0.000	98	891977	50.0	52.4	
$ 61 1,2-Dichloroethane-d4 (Surr)	65	4.445	4.445	0.000	0	160327	50.0	49.0	
62 Tert-amyl methyl ether	73	4.494	4.494	0.000	89	817823	50.0	54.1	
63 Isopropyl acetate	61	4.506	4.506	0.000	95	125412	50.0	50.9	
64 1,2-Dichloroethane	62	4.518	4.518	0.000	97	310392	50.0	49.8	
65 n-Heptane	100	4.579	4.585	-0.006	94	44788	50.0	49.9	
* 66 Fluorobenzene	96	4.701	4.701	0.000	98	502499	50.0	50.0	
67 n-Butanol	56	5.024	5.024	0.000	89	105057	1250.0	1219.5	
68 Trichloroethene	95	5.036	5.043	-0.007	97	223780	50.0	51.3	
69 Methylcyclohexane	83	5.152	5.152	0.000	88	351915	50.0	52.4	
70 Ethyl acrylate	99	5.164	5.171	-0.007	97	29265	50.0	47.6	
71 1,2-Dichloropropane	63	5.317	5.317	0.000	89	233223	50.0	49.8	
* 72 1,4-Dioxane-d8	96	5.384	5.384	0.000	0	19723	1000.0	1000.0	
73 Methyl methacrylate	100	5.402	5.402	0.000	93	100718	100.0	102.6	
75 1,4-Dioxane	88	5.433	5.439	-0.006	40	28619	1000.0	964.6	
74 Dibromomethane	93	5.439	5.439	0.000	95	139779	50.0	49.6	
76 n-Propyl acetate	43	5.457	5.463	-0.006	99	301310	50.0	47.8	
77 Dichlorobromomethane	83	5.591	5.591	0.000	99	305154	50.0	52.0	
78 2-Nitropropane	41	5.920	5.920	0.000	98	115553	100.0	87.9	
79 2-Chloroethyl vinyl ether	63	5.920	5.926	-0.006	98	135544	50.1	49.2	
80 Epichlorohydrin	57	6.024	6.024	0.000	99	414179	1000.0	1007.0	
81 cis-1,3-Dichloropropene	75	6.073	6.073	0.000	94	361892	50.0	52.5	
82 4-Methyl-2-pentanone (MIBK)	58	6.243	6.244	-0.001	98	455700	250.0	262.9	

Compound	Sig	RT (min.)	Exp RT (min.)	Dlt RT (min.)	Q	Response	Cal Amt ug/l	OnCol Amt ug/l	Flags
$ 83 Toluene-d8 (Surr)	98	6.304	6.304	0.000	98	450104	50.0	50.9	
84 Toluene	91	6.378	6.378	0.000	93	869890	50.0	52.4	
85 trans-1,3-Dichloropropene	75	6.731	6.731	0.000	98	317289	50.0	51.2	
86 Ethyl methacrylate	69	6.774	6.774	0.000	91	292360	50.0	51.8	
87 1,1,2-Trichloroethane	83	6.938	6.938	0.000	96	159315	50.0	50.8	
88 Tetrachloroethene	166	6.963	6.969	-0.006	95	198821	50.0	53.7	
89 1,3-Dichloropropane	76	7.140	7.140	0.000	96	303658	50.0	51.0	
90 2-Hexanone	43	7.219	7.219	0.000	98	734418	250.0	249.5	
91 n-Butyl acetate	43	7.335	7.335	0.000	98	363979	50.0	50.0	
92 Chlorodibromomethane	129	7.359	7.359	0.000	98	204153	50.0	52.0	
93 Ethylene Dibromide	107	7.505	7.505	0.000	98	177259	50.0	50.9	
* 94 Chlorobenzene-d5	117	8.042	8.042	0.000	91	343250	50.0	50.0	
95 Chlorobenzene	112	8.078	8.079	0.000	92	532762	50.0	52.0	
96 Ethylbenzene	106	8.188	8.188	0.000	99	299045	50.0	52.3	
97 1,1,1,2-Tetrachloroethane	131	8.206	8.207	-0.001	95	220072	50.0	52.9	
98 m-Xylene & p-Xylene	106	8.347	8.347	0.000	0	370448	50.0	52.5	
99 o-Xylene	106	8.859	8.859	0.000	92	392554	50.0	53.2	
100 n-Butyl acrylate	73	8.877	8.877	0.000	96	190716	50.0	51.1	
101 Styrene	104	8.901	8.902	-0.001	92	618253	50.0	52.5	
102 Bromoform	173	9.157	9.158	-0.001	95	136249	50.0	51.9	
103 Amyl acetate (mixed isomers)	43	9.182	9.182	0.000	89	494372	50.0	52.0	
104 Isopropylbenzene	105	9.322	9.328	-0.006	97	1009256	50.0	54.3	
$ 105 4-Bromofluorobenzene	174	9.560	9.560	0.000	86	132515	50.0	49.7	
106 Bromobenzene	156	9.706	9.706	0.000	96	231743	50.0	52.6	
107 1,1,2,2-Tetrachloroethane	83	9.791	9.785	0.006	99	263110	50.0	51.0	
108 N-Propylbenzene	91	9.804	9.804	0.000	98	1247258	50.0	54.6	
109 1,2,3-Trichloropropane	110	9.834	9.834	0.000	98	70046	50.0	47.3	
110 trans-1,4-Dichloro-2-butene	53	9.865	9.865	0.000	88	73439	50.0	50.6	a
111 2-Chlorotoluene	91	9.913	9.914	-0.001	97	852930	50.0	53.6	
112 4-Ethyltoluene	105	9.938	9.938	0.000	98	1006600	50.0	54.4	
113 1,3,5-Trimethylbenzene	105	10.017	10.017	0.000	92	876690	50.0	54.7	
114 4-Chlorotoluene	91	10.048	10.048	0.000	99	834076	50.0	52.6	
115 Butyl Methacrylate	87	10.151	10.151	0.000	94	341786	50.0	54.0	
116 tert-Butylbenzene	119	10.334	10.334	0.000	92	680584	50.0	55.7	
117 1,2,4-Trimethylbenzene	105	10.401	10.401	0.000	98	916732	50.0	54.2	
118 sec-Butylbenzene	105	10.554	10.554	0.000	99	1117399	50.0	55.8	
119 1,3-Dichlorobenzene	146	10.682	10.682	0.000	96	455180	50.0	52.8	
120 4-Isopropyltoluene	119	10.700	10.700	0.000	98	939858	50.0	55.5	
* 121 1,4-Dichlorobenzene-d4	152	10.761	10.755	0.006	97	193440	50.0	50.0	
122 1,4-Dichlorobenzene	146	10.779	10.779	0.000	93	463222	50.0	52.9	
123 1,2,3-Trimethylbenzene	105	10.810	10.810	0.000	99	952908	50.0	54.6	
124 Benzyl chloride	91	10.925	10.926	-0.001	98	546473	50.0	53.0	
125 2,3-Dihydroindene	117	10.986	10.986	0.000	94	887857	50.0	54.2	
126 p-Diethylbenzene	119	11.060	11.060	0.000	91	498203	50.0	54.4	
127 n-Butylbenzene	92	11.084	11.084	0.000	98	529102	50.0	53.7	
128 1,2-Dichlorobenzene	146	11.120	11.121	-0.001	94	462109	50.0	53.3	
129 1,2,4,5-Tetramethylbenzene	119	11.736	11.736	0.000	97	922514	50.0	54.8	
130 1,2-Dibromo-3-Chloropropane	157	11.822	11.822	0.000	95	53636	50.0	51.4	
131 1,3,5-Trichlorobenzene	180	11.937	11.938	-0.001	97	373129	50.0	54.2	
132 1,2,4-Trichlorobenzene	180	12.437	12.437	0.000	94	351093	50.0	54.2	
133 Hexachlorobutadiene	225	12.529	12.529	0.000	93	151484	50.0	52.9	
134 Naphthalene	128	12.632	12.633	0.000	99	859341	50.0	53.5	

Compound	Sig	RT (min.)	Exp RT (min.)	Dlt RT (min.)	Q	Response	Cal Amt ug/l	OnCol Amt ug/l	Flags
135 1,2,3-Trichlorobenzene	180	12.815	12.815	0.000	95	323456	50.0	52.5	
S 136 1,2-Dichloroethene, Total	100				0		100.0	104.5	
S 137 Xylenes, Total	100				0		100.0	105.7	
S 139 1,3-Dichloropropene, Total	1				0		100.0	103.7	
S 140 Total BTEX	1				0		250.0	262.9	

QC Flag Legend

Processing Flags

Review Flags

M - Manually Integrated

a - User Assigned ID

Reagents:

524freon_00056	Amount Added:	50.00	Units: uL	
ACROLEIN W_00143	Amount Added:	10.00	Units: uL	
8260MIX1COMB_00158	Amount Added:	50.00	Units: uL	
GASES Li_00491	Amount Added:	50.00	Units: uL	
VOA6IS/SURR_00060	Amount Added:	5.00	Units: uL	Run Reagent

Report Date: 02-Sep-2022 15:16:22 Chrom Revision: 2.3 30-Aug-2022 19:06:20

Eurofins Edison

Data File: \\chromfs\Edison\ChromData\CVOAMS17\20220901-149891.b\TT59895.D

Injection Date: 01-Sep-2022 10:41:30 Instrument ID: CVOAMS17

Lims ID: STD50

Client ID:

Operator ID: ALS Bottle#: 7 Worklist Smp#: 8

Purge Vol: 5.000 mL Dil. Factor: 1.0000

Method: 8260W_17 Limit Group: VOA - 8260D Water and Solid

Column: DB-624 (0.18 mm)

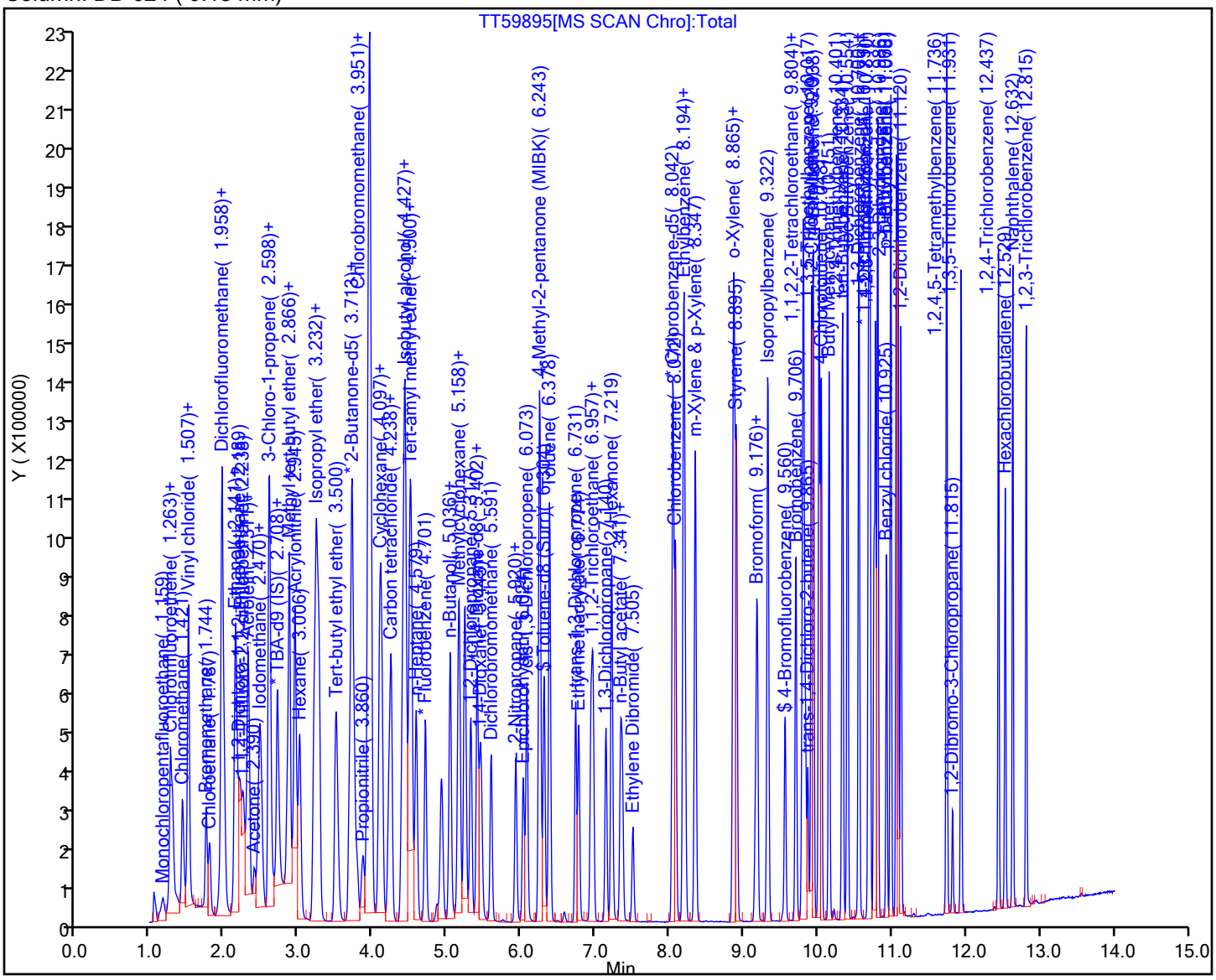

Eurofins Edison

Data File: \\chromfs\Edison\ChromData\CVOAMS17\20220901-149891.b\TT59895.D
Injection Date: 01-Sep-2022 10:41:30 Instrument ID: CVOAMS17
Lims ID: STD50
Client ID:
Operator ID: ALS Bottle#: 7 Worklist Smp#: 8
Purge Vol: 5.000 mL Dil. Factor: 1.0000
Method: 8260W_17 Limit Group: VOA - 8260D Water and Solid
Column: DB-624 (0.18 mm) Detector MS Quad

18 1,1,1-Trifluoro-2,2-dichloroetha, CAS: 306-83-2

Signal: 1

Not Detected
Expected RT: 2.24

Processing Integration Results

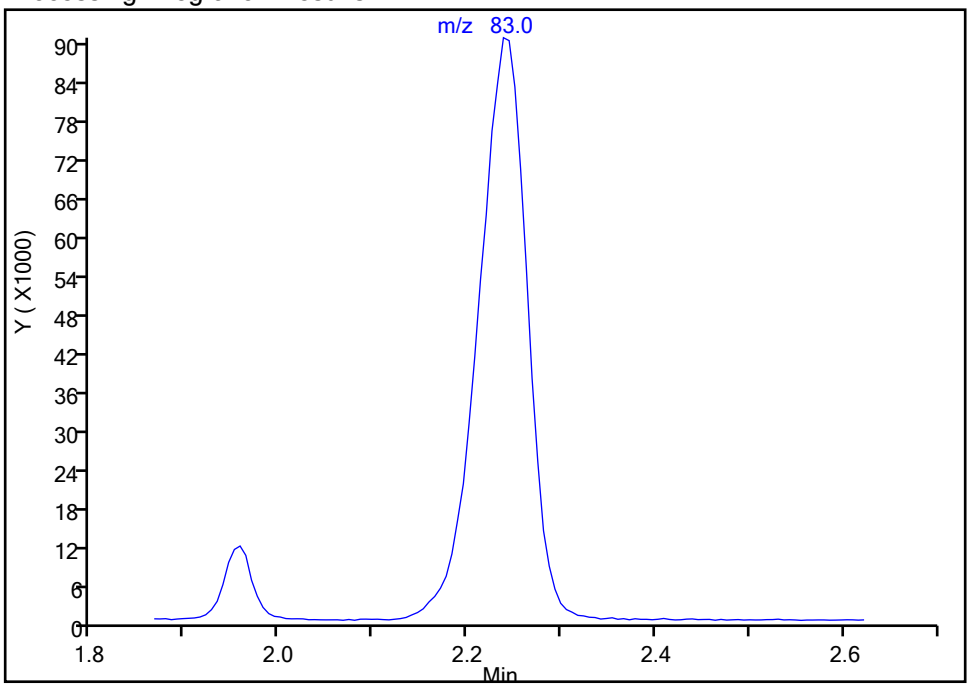

Manual Integration Results

RT: 2.24
Area: 329325
Amount: 55.032465
Amount Units: ug/l

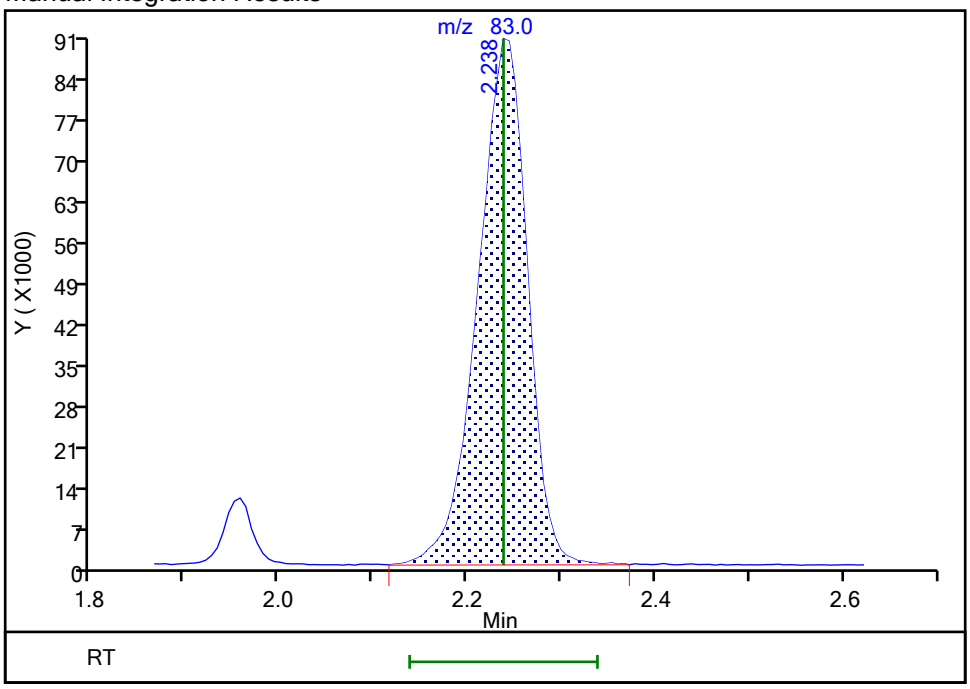

Reviewer: FK2C, 01-Sep-2022 11:10:21
Audit Action: Assigned Compound ID Audit Reason: Peak assignment corrected

Eurofins Edison

Data File: \\chromfs\Edison\ChromData\CVOAMS17\20220901-149891.b\TT59895.D
Injection Date: 01-Sep-2022 10:41:30 Instrument ID: CVOAMS17
Lims ID: STD50
Client ID:
Operator ID: ALS Bottle#: 7 Worklist Smp#: 8
Purge Vol: 5.000 mL Dil. Factor: 1.0000
Method: 8260W_17 Limit Group: VOA - 8260D Water and Solid
Column: DB-624 (0.18 mm) Detector MS Quad

25 Isopropyl alcohol, CAS: 67-63-0

Signal: 1

Not Detected
Expected RT: 2.48

Processing Integration Results

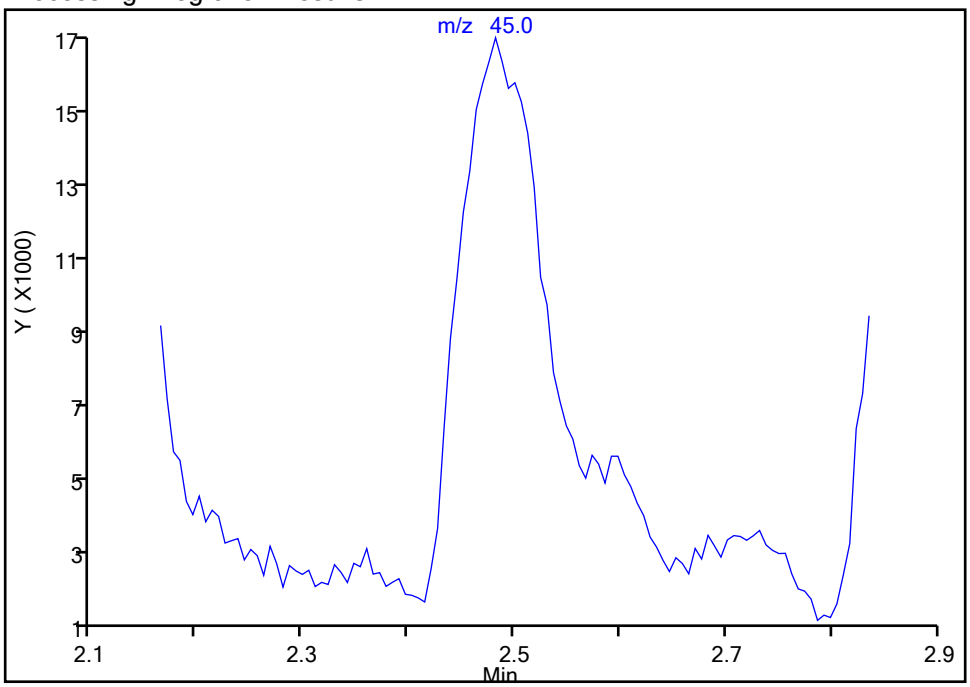

Manual Integration Results

RT: 2.48
Area: 80785
Amount: 516.7818
Amount Units: ug/l

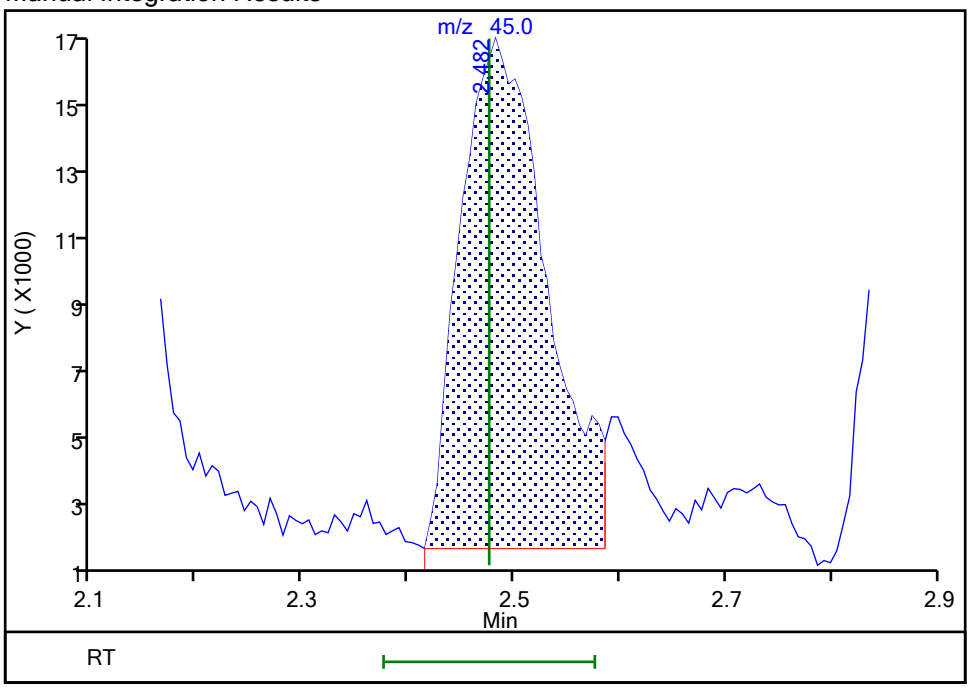

Reviewer: FK2C, 01-Sep-2022 11:10:27
Audit Action: Assigned Compound ID Audit Reason: Peak assignment corrected

Eurofins Edison

Data File: \\chromfs\Edison\ChromData\CVOAMS17\20220901-149891.b\TT59895.D
Injection Date: 01-Sep-2022 10:41:30 Instrument ID: CVOAMS17
Lims ID: STD50
Client ID:
Operator ID: ALS Bottle#: 7 Worklist Smp#: 8
Purge Vol: 5.000 mL Dil. Factor: 1.0000
Method: 8260W_17 Limit Group: VOA - 8260D Water and Solid
Column: DB-624 (0.18 mm) Detector MS Quad

29 Acetonitrile, CAS: 75-05-8

Signal: 1

Processing Integration Results

RT: 2.67
Area: 82377
Amount: 334.6050
Amount Units: ug/l

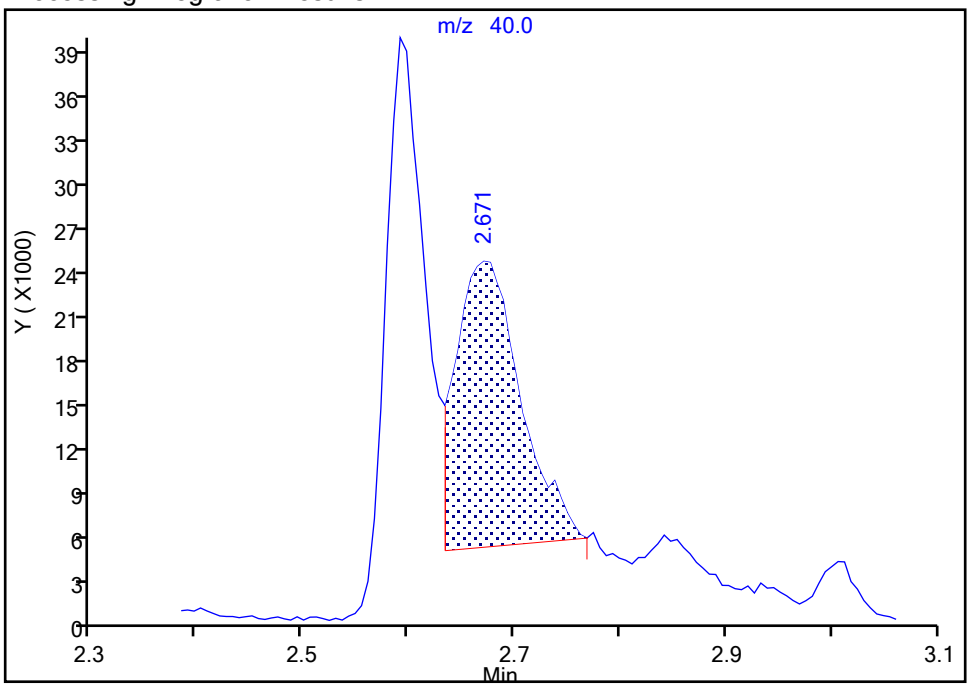

Manual Integration Results

RT: 2.67
Area: 96767
Amount: 389.3586
Amount Units: ug/l

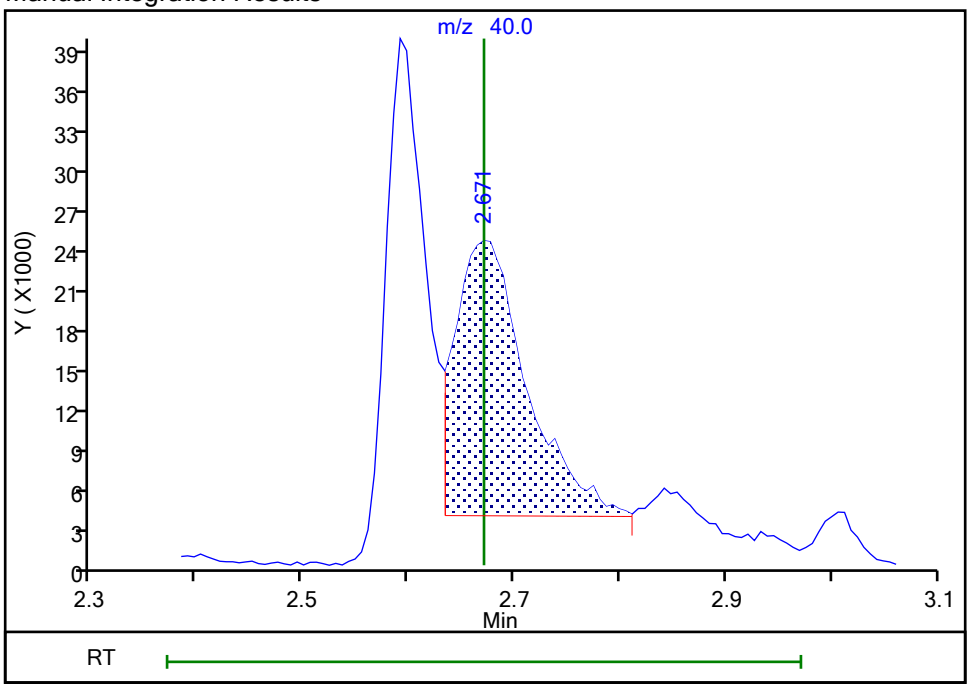

Reviewer: W9CM, 02-Sep-2022 14:25:30
Audit Action: Manually Integrated Audit Reason: Baseline

Manual Integration/User Assign Peak Report

Eurofins Edison

Data File: \\chromfs\Edison\ChromData\CVOAMS17\20220901-149891.b\TT59895.D
Injection Date: 01-Sep-2022 10:41:30 Instrument ID: CVOAMS17
Lims ID: STD50
Client ID:
Operator ID: ALS Bottle#: 7 Worklist Smp#: 8
Purge Vol: 5.000 mL Dil. Factor: 1.0000
Method: 8260W_17 Limit Group: VOA - 8260D Water and Solid
Column: DB-624 (0.18 mm) Detector MS Quad

32 2-Methyl-2-propanol, CAS: 75-65-0

Signal: 1

Processing Integration Results

RT: 2.60
Area: 28122
Amount: 67.370840
Amount Units: ug/l

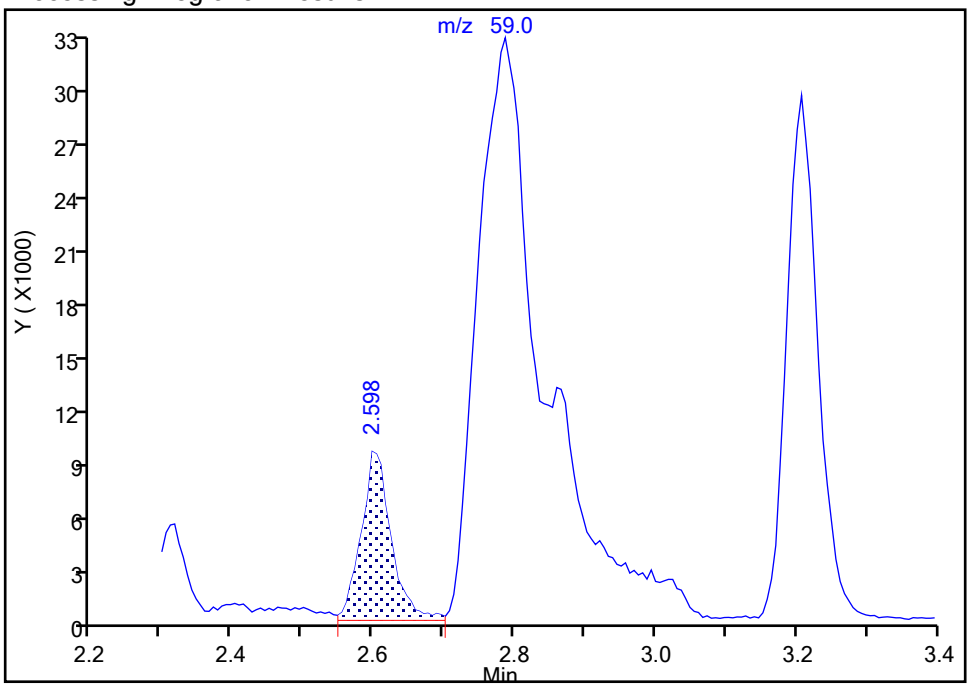

Manual Integration Results

RT: 2.79
Area: 221493
Amount: 471.7979
Amount Units: ug/l

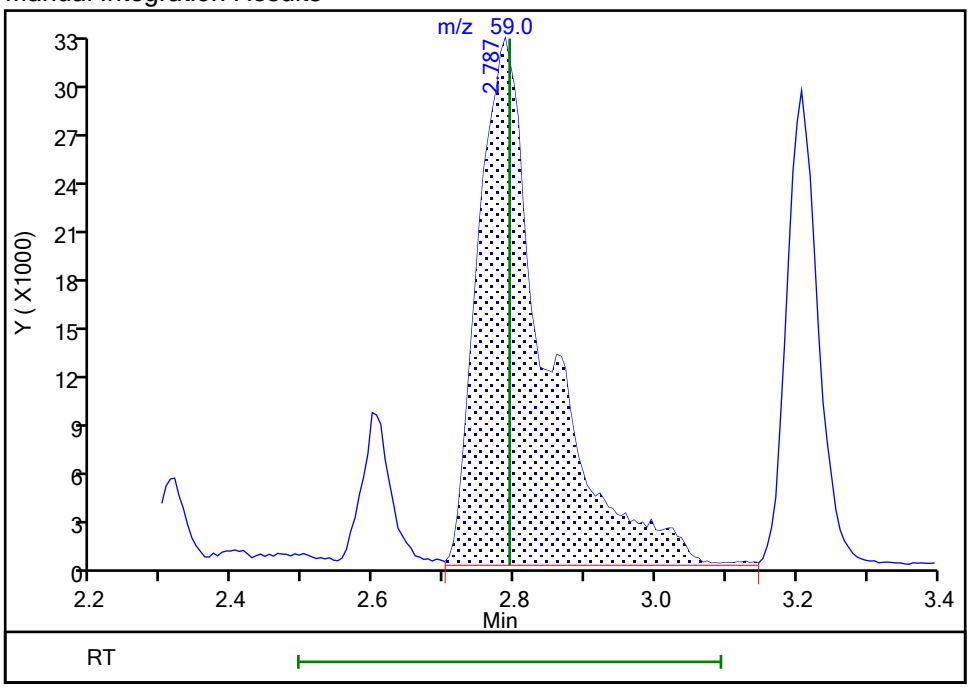

Reviewer: FK2C, 01-Sep-2022 11:10:34
Audit Action: Assigned Compound ID Audit Reason: Peak assignment corrected

Eurofins Edison

Data File: \\chromfs\Edison\ChromData\CVOAMS17\20220901-149891.b\TT59895.D
Injection Date: 01-Sep-2022 10:41:30 Instrument ID: CVOAMS17
Lims ID: STD50
Client ID:
Operator ID: ALS Bottle#: 7 Worklist Smp#: 8
Purge Vol: 5.000 mL Dil. Factor: 1.0000
Method: 8260W_17 Limit Group: VOA - 8260D Water and Solid
Column: DB-624 (0.18 mm) Detector MS Quad

47 Methyl acrylate, CAS: 96-33-3

Signal: 1

Processing Integration Results

RT: 4.09
Area: 141555
Amount: 42.873442
Amount Units: ug/l

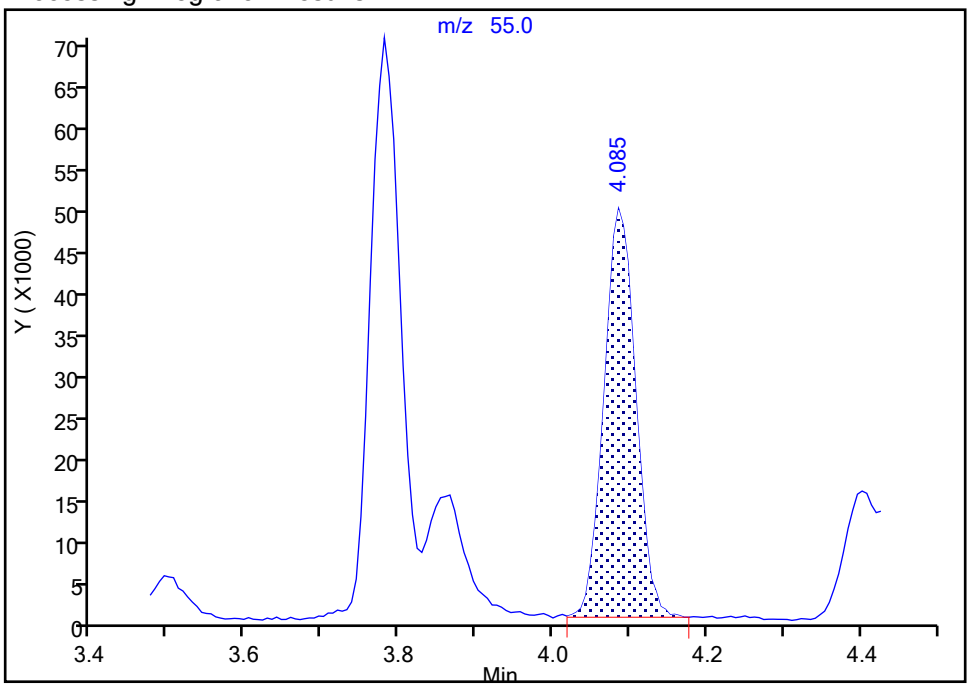

Manual Integration Results

RT: 3.78
Area: 186235
Amount: 46.419032
Amount Units: ug/l

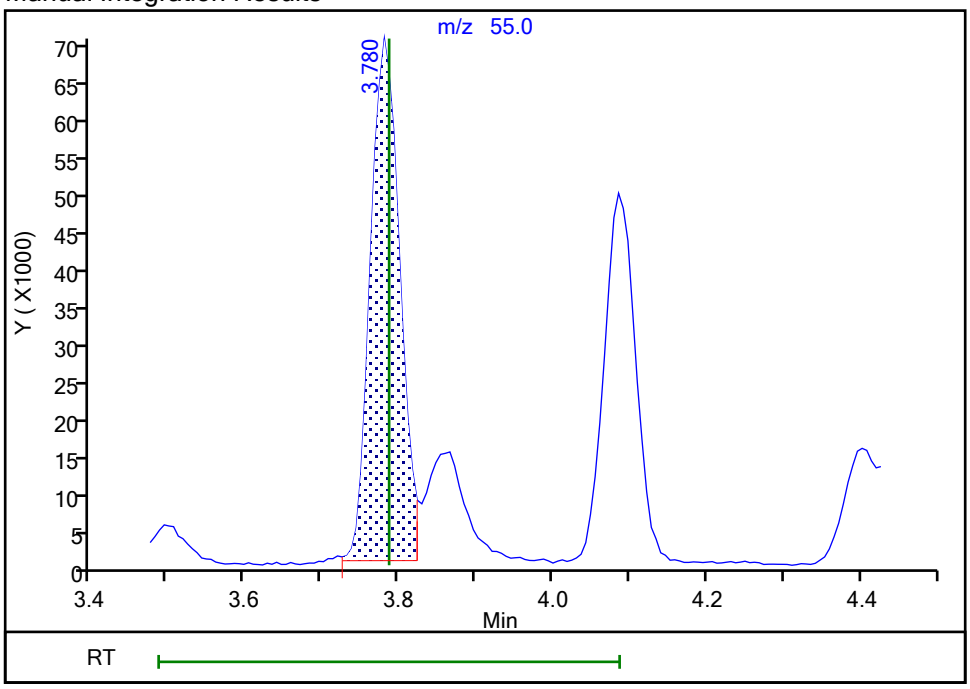

Reviewer: FK2C, 01-Sep-2022 11:10:45
Audit Action: Assigned Compound ID Audit Reason: Peak assignment corrected

Eurofins Edison

Data File: \\chromfs\Edison\ChromData\CVOAMS17\20220901-149891.b\TT59895.D
Injection Date: 01-Sep-2022 10:41:30 Instrument ID: CVOAMS17
Lims ID: STD50
Client ID:
Operator ID: ALS Bottle#: 7 Worklist Smp#: 8
Purge Vol: 5.000 mL Dil. Factor: 1.0000
Method: 8260W_17 Limit Group: VOA - 8260D Water and Solid
Column: DB-624 (0.18 mm) Detector MS Quad

110 trans-1,4-Dichloro-2-butene, CAS: 110-57-6

Signal: 1

Processing Integration Results

RT: 9.71
Area: 199
Amount: 0.159575
Amount Units: ug/l

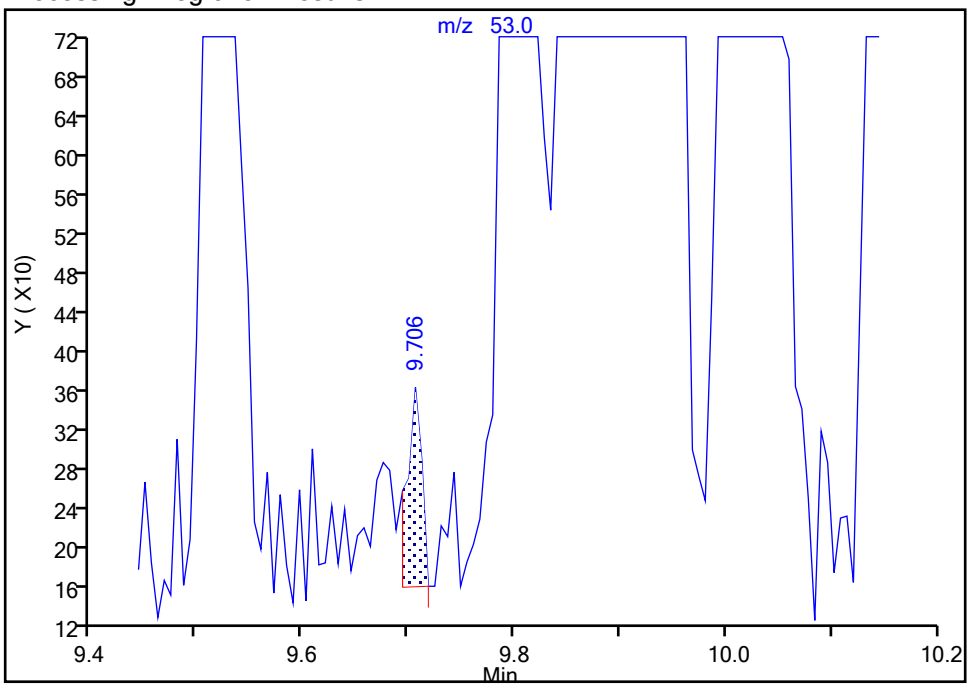

Manual Integration Results

RT: 9.86
Area: 73439
Amount: 50.596950
Amount Units: ug/l

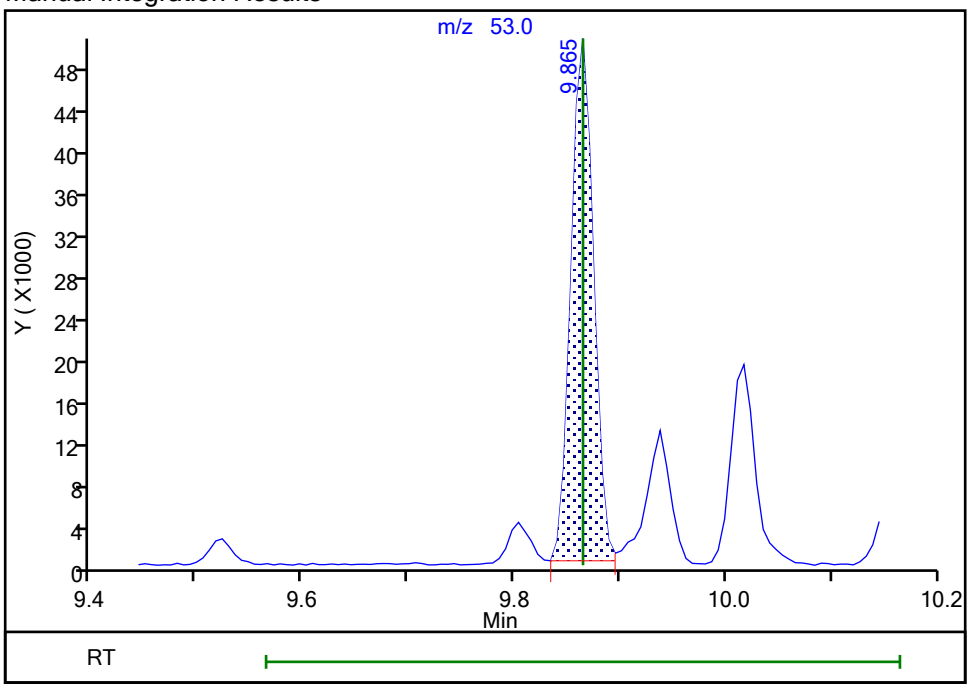

Reviewer: FK2C, 01-Sep-2022 11:17:27
Audit Action: Assigned Compound ID Audit Reason: Peak assignment corrected

Eurofins Edison
Target Compound Quantitation Report

Data File: \\chromfs\Edison\ChromData\CVOAMS17\20220901-149891.b\TT59896.D
Lims ID: STD200
Client ID:
Sample Type: IC Calib Level: 6
Inject. Date: 01-Sep-2022 11:01:30 ALS Bottle#: 8 Worklist Smp#: 9
Purge Vol: 5.000 mL Dil. Factor: 1.0000
Sample Info: STD200
Misc. Info.: 460-0149891-009
Operator ID: Instrument ID: CVOAMS17
Sublist: chrom-8260W_17*sub2

Method: \\chromfs\Edison\ChromData\CVOAMS17\20220901-149891.b\8260W_17.m
Limit Group: VOA - 8260D Water and Solid
Last Update: 02-Sep-2022 15:16:29 Calib Date: 01-Sep-2022 11:22:30
Integrator: RTE ID Type: Deconvolution ID
Quant Method: Internal Standard Quant By: Initial Calibration
Last ICal File: \\chromfs\Edison\ChromData\CVOAMS17\20220901-149891.b\TT59897.D

Column 1 : DB-624 (0.18 mm) Det: MS Quad
Process Host: CTX1631

First Level Reviewer: FK2C Date: 01-Sep-2022 11:40:59

Compound	Sig	RT (min.)	Exp RT (min.)	Dlt RT (min.)	Q	Response	Cal Amt ug/l	OnCol Amt ug/l	Flags
1 Monochloropentafluoroethane	119	1.165	1.177	-0.012	80	60750	200.0	212.4	
3 Chlorotrifluoroethene	116	1.244	1.257	-0.013	92	293472	200.0	204.6	
2 1,1-Difluoroethane	65	1.263	1.263	0.000	99	460415	200.0	188.3	
4 Dichlorodifluoromethane	85	1.275	1.275	0.000	98	1300572	200.0	236.8	
5 Chlorodifluoromethane	67	1.293	1.293	0.000	97	183550	200.0	187.2	a
6 Chloromethane	50	1.427	1.427	0.000	99	1685198	200.0	207.0	
7 Vinyl chloride	62	1.501	1.501	0.000	99	1240323	200.0	205.5	
8 Butadiene	54	1.507	1.507	0.000	98	1262207	200.0	200.4	
9 Bromomethane	94	1.744	1.744	0.000	99	796244	200.0	209.9	
10 Chloroethane	64	1.793	1.793	0.000	100	745416	200.0	177.8	
11 Dichlorofluoromethane	67	1.958	1.958	0.000	99	2042997	200.0	208.3	
13 Pentane	72	1.964	1.964	0.000	97	282034	400.0	387.1	
12 Trichlorofluoromethane	101	1.970	1.970	0.000	97	1369198	200.0	206.9	
14 Ethanol	46	2.128	2.122	0.006	74	71480	8000.0	7538.4	
15 Ethyl ether	74	2.128	2.128	0.000	94	503211	200.0	181.6	
16 2-Methyl-1,3-butadiene	53	2.147	2.147	0.000	98	845422	200.0	210.0	
17 1,2-Dichloro-1,1,2-trifluoroetha	117	2.196	2.196	0.000	97	682862	200.0	179.6	
18 1,1,1-Trifluoro-2,2-dichloroetha	83	2.244	2.238	0.006	91	1181905	200.0	188.2	a
19 Acrolein	56	2.287	2.287	0.000	93	54935	200.0	201.8	
20 1,1,2-Trichloro-1,2,2-trifluoroe	101	2.305	2.299	0.006	94	802945	200.0	193.4	
21 1,1-Dichloroethene	96	2.317	2.311	0.006	96	794641	200.0	194.8	
22 Acetone	43	2.397	2.397	0.000	86	1459652	1000.0	928.9	
23 Iodomethane	142	2.458	2.452	0.006	99	1473351	200.0	193.9	
25 Isopropyl alcohol	45	2.470	2.476	-0.006	27	303660	2000.0	2050.9	a
24 Carbon disulfide	76	2.488	2.476	0.012	100	3206630	200.0	185.1	
26 3-Chloro-1-propene	76	2.586	2.592	-0.006	90	636802	200.0	203.7	
28 Cyclopentene	67	2.604	2.604	0.000	92	2200388	200.0	204.4	
27 Methyl acetate	43	2.604	2.604	0.000	99	1374311	400.0	394.5	
29 Acetonitrile	40	2.665	2.671	-0.006	99	462204	2000.0	2068.7	M
30 Methylene Chloride	84	2.708	2.708	0.000	96	1017916	200.0	185.8	

Compound	Sig	RT (min.)	Exp RT (min.)	Dlt RT (min.)	Q	Response	Cal Amt ug/l	OnCol Amt ug/l	Flags
* 31 TBA-d9 (IS)	66	2.726	2.726	0.000	0	38212	1000.0	1000.0	a
32 2-Methyl-2-propanol	59	2.787	2.793	-0.006	94	858062	2000.0	1929.8	a
33 Methyl tert-butyl ether	73	2.848	2.854	-0.006	97	2706183	200.0	197.9	
34 trans-1,2-Dichloroethene	96	2.872	2.872	0.000	98	892275	200.0	191.9	
35 Acrylonitrile	53	2.945	2.945	0.000	94	3530579	2000.0	1970.3	
36 Hexane	57	3.006	3.006	0.000	94	1056479	200.0	182.5	
37 Isopropyl ether	45	3.208	3.208	0.000	96	3313516	200.0	196.1	
38 1,1-Dichloroethane	63	3.232	3.232	0.000	99	1733001	200.0	193.0	
39 Vinyl acetate	86	3.250	3.250	0.000	100	330364	400.0	373.7	
40 2-Chloro-1,3-butadiene	88	3.268	3.275	-0.007	93	794723	200.0	201.2	
41 Tert-butyl ethyl ether	59	3.500	3.500	0.000	88	3091781	200.0	198.2	
* 42 2-Butanone-d5	46	3.683	3.689	-0.006	0	320612	250.0	250.0	
43 2,2-Dichloropropane	97	3.701	3.695	0.006	96	325792	200.0	175.3	
44 cis-1,2-Dichloroethene	96	3.713	3.714	-0.001	94	1000134	200.0	198.6	
46 Ethyl acetate	70	3.732	3.732	0.000	95	194143	400.0	407.5	
45 2-Butanone (MEK)	72	3.732	3.738	-0.006	95	494125	1000.0	925.7	
47 Methyl acrylate	55	3.787	3.787	0.000	98	772026	200.0	183.3	a
48 Propionitrile	54	3.860	3.866	-0.006	98	1231208	2000.0	2199.1	
49 Chlorobromomethane	128	3.921	3.921	0.000	98	473468	200.0	193.8	
50 Tetrahydrofuran	72	3.927	3.927	0.000	90	223125	400.0	352.2	
51 Methacrylonitrile	67	3.951	3.951	0.000	95	3777821	2000.0	2102.6	
52 Chloroform	83	3.976	3.976	0.000	98	1683606	200.0	199.5	
53 Cyclohexane	84	4.091	4.091	0.000	94	1183902	200.0	195.0	
54 1,1,1-Trichloroethane	97	4.104	4.104	0.000	99	1411559	200.0	198.6	
$ 55 Dibromofluoromethane (Surr)	113	4.122	4.122	0.000	96	132807	50.0	48.6	
56 Carbon tetrachloride	117	4.213	4.213	0.000	98	1184038	200.0	195.9	
57 1,1-Dichloropropene	75	4.244	4.244	0.000	95	1201110	200.0	194.8	
58 Isobutyl alcohol	43	4.402	4.390	0.012	91	1503595	5000.0	5464.3	
59 Isooctane	57	4.408	4.402	0.006	97	3618047	200.0	227.1	
60 Benzene	78	4.427	4.427	0.000	98	3634546	200.0	194.7	
$ 61 1,2-Dichloroethane-d4 (Surr)	65	4.451	4.445	0.006	0	176657	50.0	51.5	
62 Tert-amyl methyl ether	73	4.500	4.494	0.006	91	3304190	200.0	208.1	
63 Isopropyl acetate	61	4.506	4.506	0.000	93	516822	200.0	199.8	
64 1,2-Dichloroethane	62	4.518	4.518	0.000	97	1265112	200.0	193.5	
65 n-Heptane	100	4.579	4.585	-0.006	95	180159	200.0	191.4	
* 66 Fluorobenzene	96	4.701	4.701	0.000	98	527404	50.0	50.0	
67 n-Butanol	56	5.018	5.024	-0.006	89	448299	5000.0	5494.3	
68 Trichloroethene	95	5.036	5.043	-0.007	96	925291	200.0	201.9	
69 Methylcyclohexane	83	5.152	5.152	0.000	88	1367370	200.0	194.1	
70 Ethyl acrylate	99	5.164	5.171	-0.007	98	124174	200.0	192.5	
71 1,2-Dichloropropane	63	5.317	5.317	0.000	90	956498	200.0	194.7	
* 72 1,4-Dioxane-d8	96	5.439	5.384	0.055	0	23913	1000.0	1000.0	
73 Methyl methacrylate	100	5.402	5.402	0.000	92	436790	400.0	423.9	
75 1,4-Dioxane	88	5.433	5.439	-0.006	38	105591	4000.0	2935.3	
74 Dibromomethane	93	5.439	5.439	0.000	95	574971	200.0	194.3	
76 n-Propyl acetate	43	5.463	5.463	0.000	99	1312135	200.0	198.3	
77 Dichlorobromomethane	83	5.591	5.591	0.000	99	1286932	200.0	209.1	
78 2-Nitropropane	41	5.920	5.920	0.000	99	485702	400.0	352.2	
79 2-Chloroethyl vinyl ether	63	5.926	5.926	0.000	97	583597	200.5	202.0	
80 Epichlorohydrin	57	6.024	6.024	0.000	100	1691446	4000.0	3832.8	
81 cis-1,3-Dichloropropene	75	6.073	6.073	0.000	96	1541443	200.0	204.0	
82 4-Methyl-2-pentanone (MIBK)	58	6.243	6.244	-0.001	98	1946771	1000.0	1047.0	

Compound	Sig	RT (min.)	Exp RT (min.)	Dlt RT (min.)	Q	Response	Cal Amt ug/l	OnCol Amt ug/l	Flags
$ 83 Toluene-d8 (Surr)	98	6.304	6.304	0.000	99	480738	50.0	49.6	
84 Toluene	91	6.378	6.378	0.000	93	3601485	200.0	198.0	
85 trans-1,3-Dichloropropene	75	6.731	6.731	0.000	99	1353386	200.0	199.1	
86 Ethyl methacrylate	69	6.774	6.774	0.000	90	1213323	200.0	196.1	
87 1,1,2-Trichloroethane	83	6.938	6.938	0.000	96	681559	200.0	198.0	
88 Tetrachloroethene	166	6.969	6.969	0.000	95	809112	200.0	199.3	
89 1,3-Dichloropropane	76	7.140	7.140	0.000	96	1288484	200.0	197.4	
90 2-Hexanone	43	7.219	7.219	0.000	98	3260255	1000.0	1032.4	
91 n-Butyl acetate	43	7.335	7.335	0.000	99	1535954	200.0	192.5	
92 Chlorodibromomethane	129	7.365	7.359	0.006	98	878784	200.0	204.2	
93 Ethylene Dibromide	107	7.505	7.505	0.000	98	735938	200.0	192.9	
* 94 Chlorobenzene-d5	117	8.042	8.042	0.000	92	376394	50.0	50.0	
95 Chlorobenzene	112	8.079	8.079	0.000	91	2230176	200.0	198.5	
96 Ethylbenzene	106	8.188	8.188	0.000	99	1229096	200.0	196.2	
97 1,1,1,2-Tetrachloroethane	131	8.207	8.207	0.000	94	913840	200.0	200.4	
98 m-Xylene & p-Xylene	106	8.347	8.347	0.000	0	1494313	200.0	193.1	
99 o-Xylene	106	8.859	8.859	0.000	92	1593990	200.0	197.1	
100 n-Butyl acrylate	73	8.877	8.877	0.000	96	800834	200.0	195.8	
101 Styrene	104	8.902	8.902	0.000	92	2554280	200.0	197.8	
102 Bromoform	173	9.158	9.158	0.000	95	576508	200.0	200.2	
103 Amyl acetate (mixed isomers)	43	9.182	9.182	0.000	89	2070784	200.0	208.5	
104 Isopropylbenzene	105	9.328	9.328	0.000	98	4123388	200.0	202.2	
$ 105 4-Bromofluorobenzene	174	9.560	9.560	0.000	86	137505	50.0	47.0	
106 Bromobenzene	156	9.706	9.706	0.000	96	930167	200.0	201.9	
107 1,1,2,2-Tetrachloroethane	83	9.792	9.785	0.007	99	1073977	200.0	199.0	
108 N-Propylbenzene	91	9.810	9.804	0.006	98	4969507	200.0	208.0	
109 1,2,3-Trichloropropane	110	9.834	9.834	0.000	98	279753	200.0	180.6	
110 trans-1,4-Dichloro-2-butene	53	9.865	9.865	0.000	88	296378	200.0	195.3	a
111 2-Chlorotoluene	91	9.914	9.914	0.000	97	3469019	200.0	208.4	
112 4-Ethyltoluene	105	9.938	9.938	0.000	98	4057880	200.0	209.6	
113 1,3,5-Trimethylbenzene	105	10.017	10.017	0.000	92	3583106	200.0	213.9	
114 4-Chlorotoluene	91	10.048	10.048	0.000	99	3339048	200.0	201.5	
115 Butyl Methacrylate	87	10.151	10.151	0.000	94	1407082	200.0	212.6	
116 tert-Butylbenzene	119	10.334	10.334	0.000	92	2903041	200.0	227.1	
117 1,2,4-Trimethylbenzene	105	10.401	10.401	0.000	98	3717585	200.0	210.4	
118 sec-Butylbenzene	105	10.554	10.554	0.000	98	4594086	200.0	219.6	
119 1,3-Dichlorobenzene	146	10.682	10.682	0.000	94	1820749	200.0	202.1	
120 4-Isopropyltoluene	119	10.706	10.700	0.006	97	3859517	200.0	218.0	
* 121 1,4-Dichlorobenzene-d4	152	10.761	10.755	0.006	95	202223	50.0	50.0	
122 1,4-Dichlorobenzene	146	10.779	10.779	0.000	93	1836946	200.0	200.6	
123 1,2,3-Trimethylbenzene	105	10.810	10.810	0.000	99	3973695	200.0	217.8	
124 Benzyl chloride	91	10.926	10.926	0.000	98	2186992	200.0	202.8	
125 2,3-Dihydroindene	117	10.986	10.986	0.000	94	3587883	200.0	209.6	
126 p-Diethylbenzene	119	11.060	11.060	0.000	92	2061756	200.0	215.2	
127 n-Butylbenzene	92	11.084	11.084	0.000	98	2128688	200.0	206.5	
128 1,2-Dichlorobenzene	146	11.121	11.121	0.000	94	1845549	200.0	203.5	
129 1,2,4,5-Tetramethylbenzene	119	11.742	11.736	0.006	97	3874264	200.0	220.3	
130 1,2-Dibromo-3-Chloropropane	157	11.822	11.822	0.000	97	220381	200.0	201.9	
131 1,3,5-Trichlorobenzene	180	11.938	11.938	0.000	97	1541685	200.0	214.1	
132 1,2,4-Trichlorobenzene	180	12.437	12.437	0.000	94	1396949	200.0	206.2	
133 Hexachlorobutadiene	225	12.529	12.529	0.000	96	664031	200.0	222.0	
134 Naphthalene	128	12.632	12.633	0.000	99	3483198	200.0	207.3	

Compound	Sig	RT (min.)	Exp RT (min.)	Dlt RT (min.)	Q	Response	Cal Amt ug/l	OnCol Amt ug/l	Flags
135 1,2,3-Trichlorobenzene	180	12.815	12.815	0.000	95	1329142	200.0	206.3	
S 136 1,2-Dichloroethene, Total	100				0		400.0	390.5	
S 137 Xylenes, Total	100				0		400.0	390.2	
S 139 1,3-Dichloropropene, Total	1				0		400.0	403.1	
S 140 Total BTEX	1				0		1000.0	979.1	

QC Flag Legend

Processing Flags
Review Flags
M - Manually Integrated
a - User Assigned ID

Reagents:

MIX 2 Hi_00127	Amount Added:	20.00	Units: uL	
MIX I Hi_00154	Amount Added:	20.00	Units: uL	
Ethanol mix_00068	Amount Added:	20.00	Units: uL	
ACROLEIN W_00143	Amount Added:	20.00	Units: uL	
GAS Hi_00423	Amount Added:	20.00	Units: uL	
8FreonHi_00048	Amount Added:	20.00	Units: uL	
VOA6IS/SURR_00060	Amount Added:	5.00	Units: uL	Run Reagent

Report Date: 02-Sep-2022 15:16:30 Chrom Revision: 2.3 30-Aug-2022 19:06:20

Eurofins Edison

Data File: \\chromfs\Edison\ChromData\CVOAMS17\20220901-149891.b\TT59896.D

Injection Date: 01-Sep-2022 11:01:30 Instrument ID: CVOAMS17

Lims ID: STD200

Client ID:

Operator ID: ALS Bottle#: 8 Worklist Smp#: 9

Purge Vol: 5.000 mL Dil. Factor: 1.0000

Method: 8260W_17 Limit Group: VOA - 8260D Water and Solid

Column: DB-624 (0.18 mm)

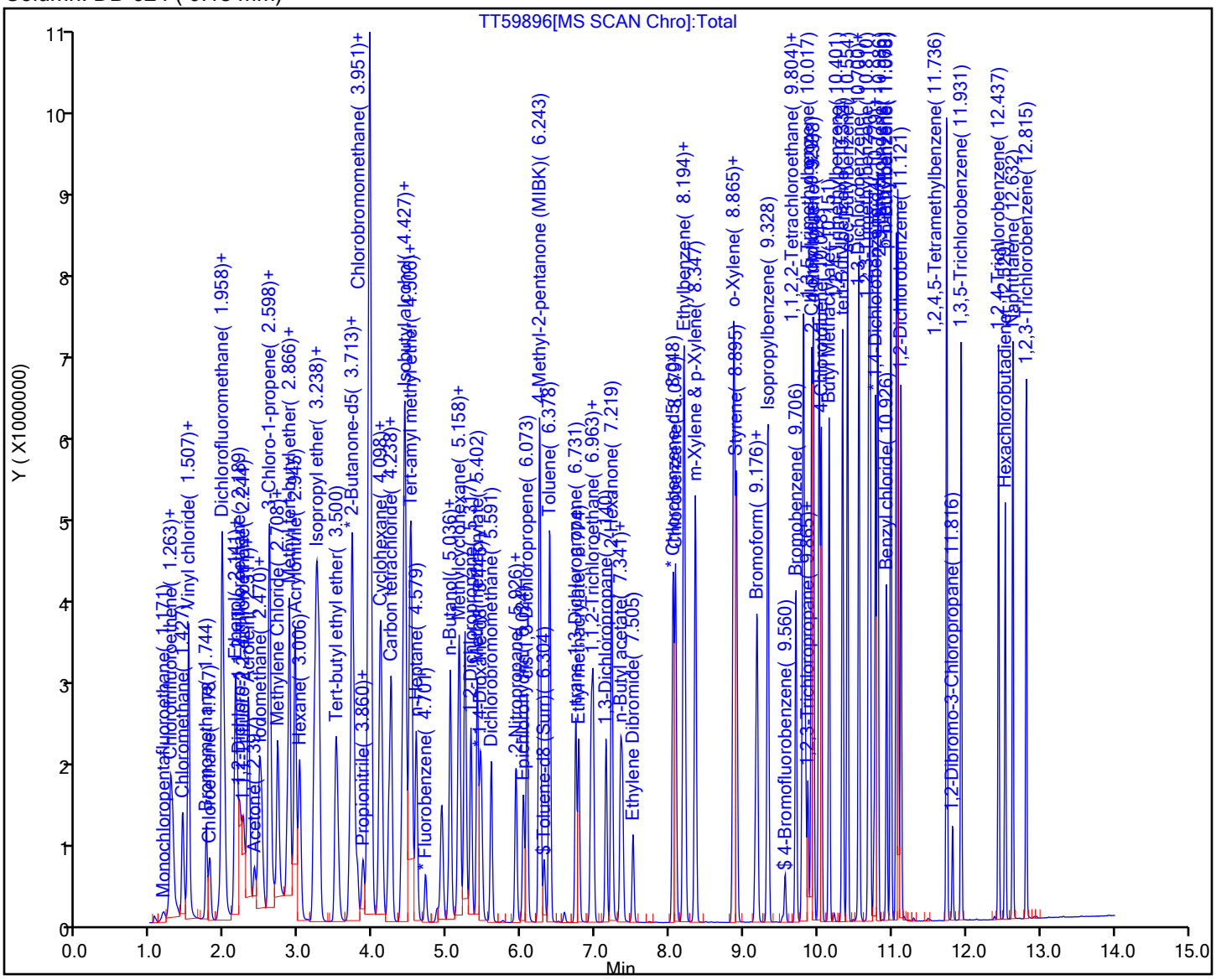

Eurofins Edison

Data File: \\chromfs\Edison\ChromData\CVOAMS17\20220901-149891.b\TT59896.D
Injection Date: 01-Sep-2022 11:01:30 Instrument ID: CVOAMS17
Lims ID: STD200
Client ID:
Operator ID: ALS Bottle#: 8 Worklist Smp#: 9
Purge Vol: 5.000 mL Dil. Factor: 1.0000
Method: 8260W_17 Limit Group: VOA - 8260D Water and Solid
Column: DB-624 (0.18 mm) Detector MS Quad

5 Chlorodifluoromethane, CAS: 75-45-6

Signal: 1

Not Detected
Expected RT: 1.29

Processing Integration Results

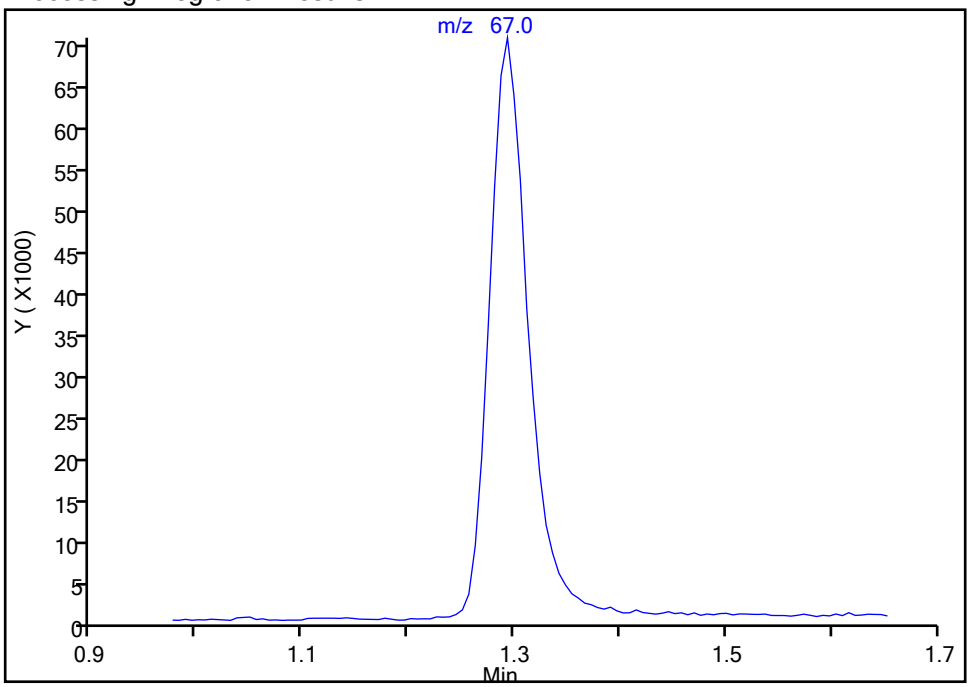

Manual Integration Results

RT: 1.29
Area: 183550
Amount: 187.2013
Amount Units: ug/l

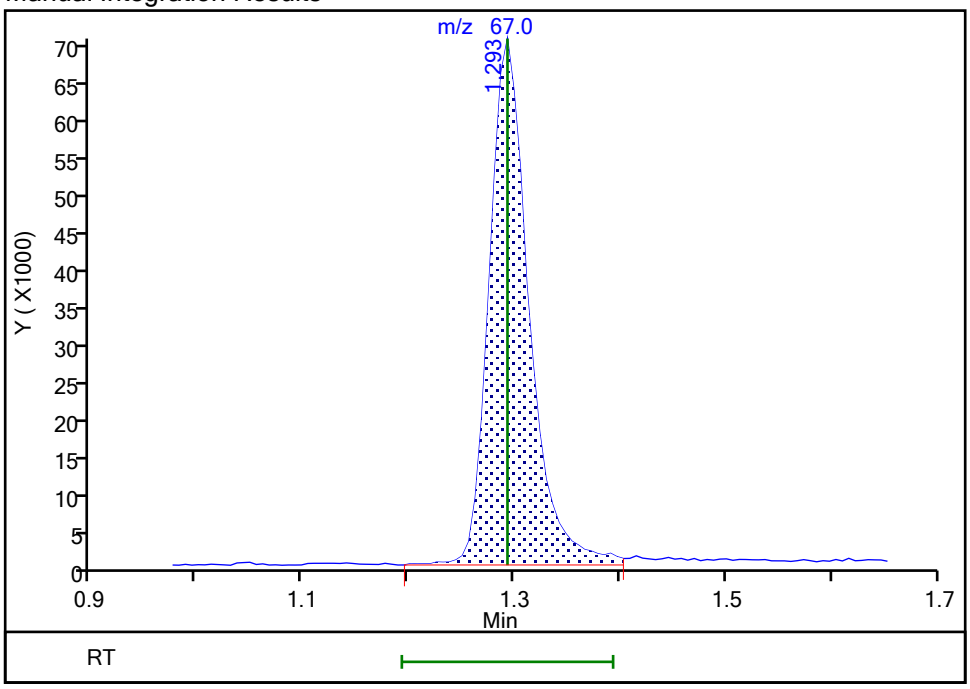

Reviewer: FK2C, 01-Sep-2022 11:39:20
Audit Action: Assigned Compound ID Audit Reason: Peak assignment corrected

Eurofins Edison

Data File: \\chromfs\Edison\ChromData\CVOAMS17\20220901-149891.b\TT59896.D
Injection Date: 01-Sep-2022 11:01:30 Instrument ID: CVOAMS17
Lims ID: STD200
Client ID:
Operator ID: ALS Bottle#: 8 Worklist Smp#: 9
Purge Vol: 5.000 mL Dil. Factor: 1.0000
Method: 8260W_17 Limit Group: VOA - 8260D Water and Solid
Column: DB-624 (0.18 mm) Detector MS Quad

18 1,1,1-Trifluoro-2,2-dichloroetha, CAS: 306-83-2

Signal: 1

Not Detected
Expected RT: 2.24

Processing Integration Results

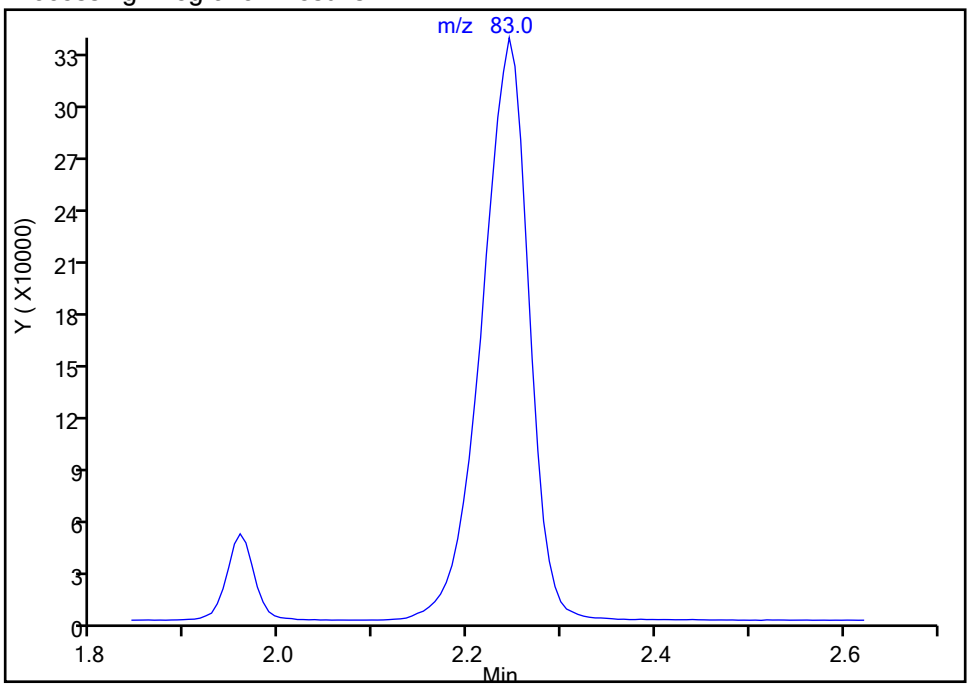

Manual Integration Results

RT: 2.24
Area: 1181905
Amount: 188.1779
Amount Units: ug/l

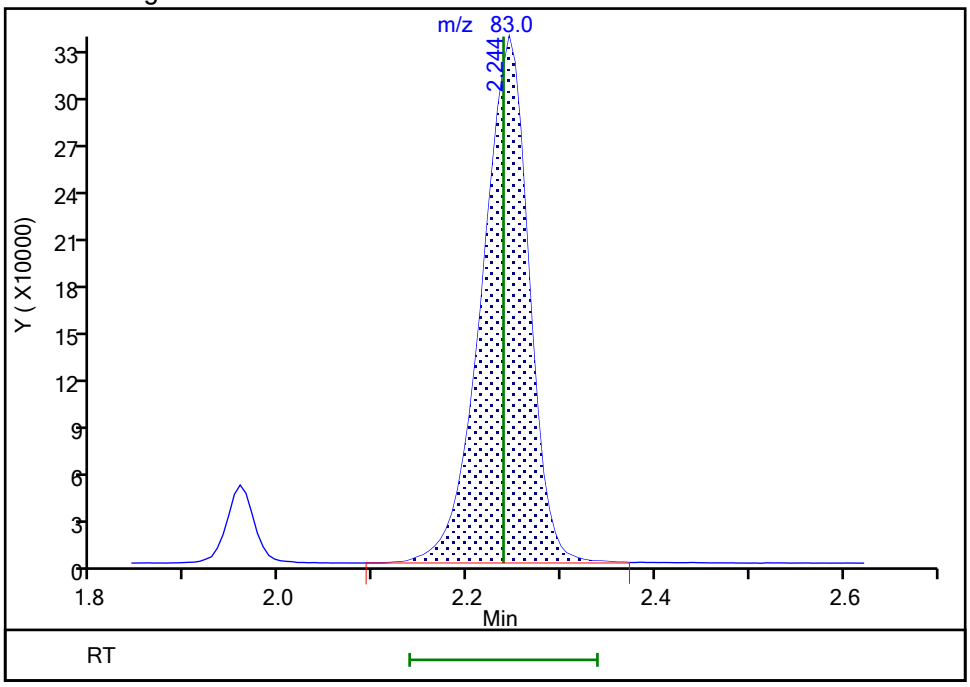

Reviewer: FK2C, 01-Sep-2022 11:39:30
Audit Action: Assigned Compound ID Audit Reason: Peak assignment corrected

Manual Integration/User Assign Peak Report

Eurofins Edison

Data File: \\chromfs\Edison\ChromData\CVOAMS17\20220901-149891.b\TT59896.D
Injection Date: 01-Sep-2022 11:01:30 Instrument ID: CVOAMS17
Lims ID: STD200
Client ID:
Operator ID: ALS Bottle#: 8 Worklist Smp#: 9
Purge Vol: 5.000 mL Dil. Factor: 1.0000
Method: 8260W_17 Limit Group: VOA - 8260D Water and Solid
Column: DB-624 (0.18 mm) Detector MS Quad

25 Isopropyl alcohol, CAS: 67-63-0

Signal: 1

Not Detected
Expected RT: 2.48

Processing Integration Results

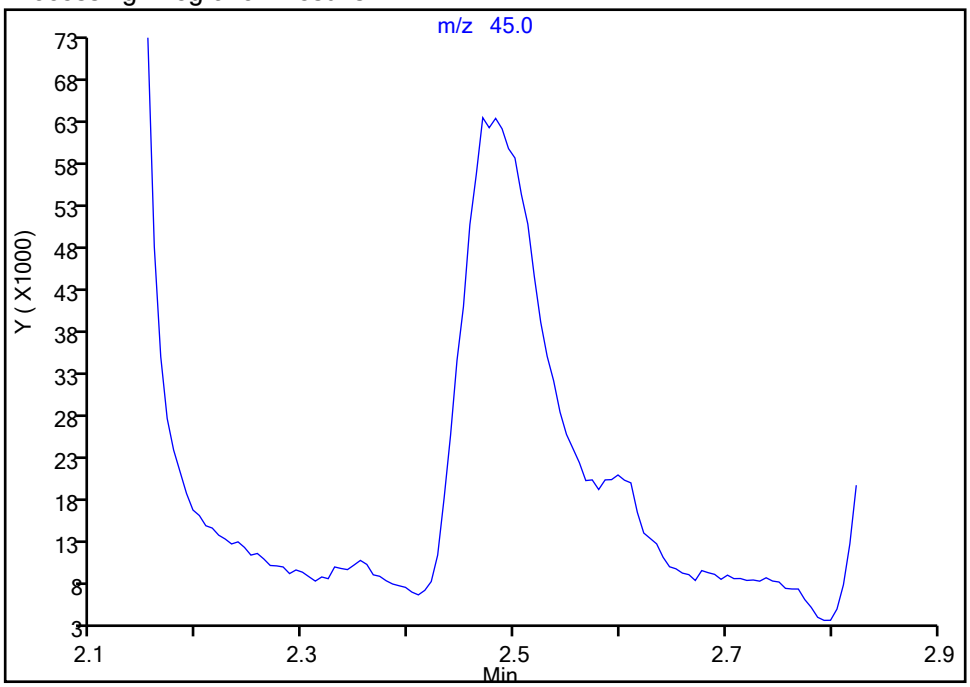

Manual Integration Results

RT: 2.47
Area: 303660
Amount: 2050.9449
Amount Units: ug/l

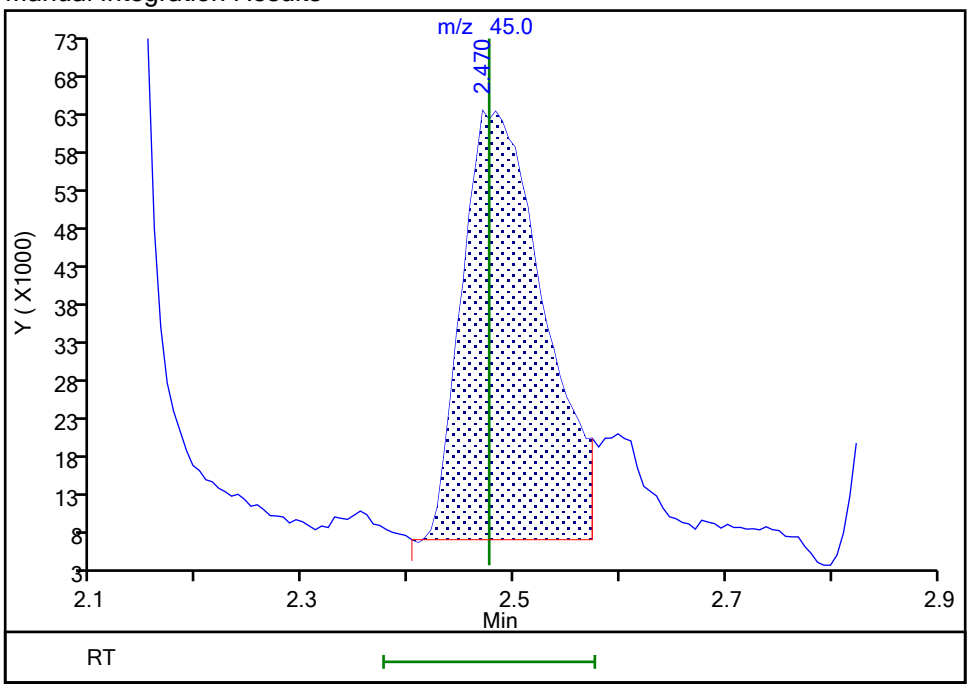

Reviewer: FK2C, 01-Sep-2022 11:39:35
Audit Action: Assigned Compound ID Audit Reason: Peak assignment corrected

Eurofins Edison

Data File: \\chromfs\Edison\ChromData\CVOAMS17\20220901-149891.b\TT59896.D
Injection Date: 01-Sep-2022 11:01:30 Instrument ID: CVOAMS17
Lims ID: STD200
Client ID:
Operator ID: ALS Bottle#: 8 Worklist Smp#: 9
Purge Vol: 5.000 mL Dil. Factor: 1.0000
Method: 8260W_17 Limit Group: VOA - 8260D Water and Solid
Column: DB-624 (0.18 mm) Detector MS Quad

29 Acetonitrile, CAS: 75-05-8

Signal: 1

Processing Integration Results

RT: 2.59
Area: 421957
Amount: 2001.0525
Amount Units: ug/l

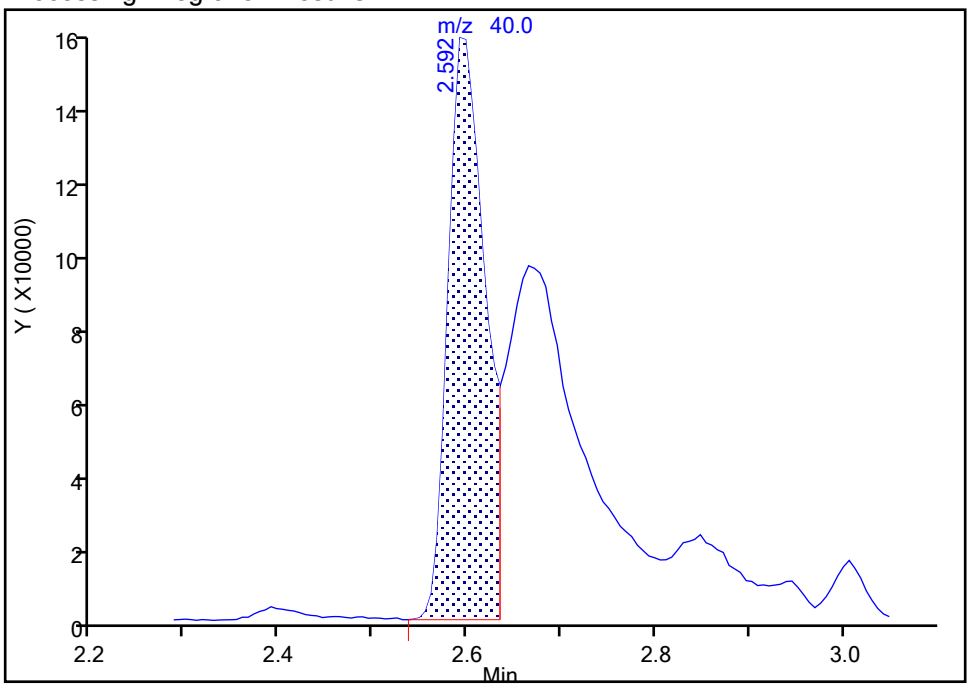

Manual Integration Results

RT: 2.66
Area: 462204
Amount: 2068.7468
Amount Units: ug/l

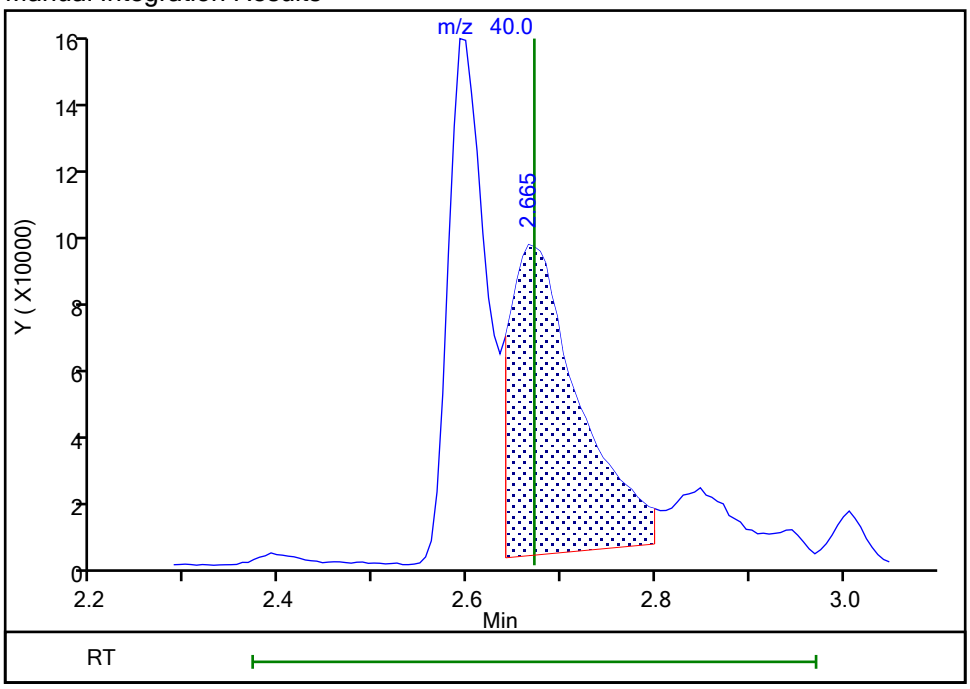

Reviewer: FK2C, 01-Sep-2022 11:40:08
Audit Action: Manually Integrated Audit Reason: Wrong peak

Manual Integration/User Assign Peak Report

Eurofins Edison

Data File: \\chromfs\Edison\ChromData\CVOAMS17\20220901-149891.b\TT59896.D
Injection Date: 01-Sep-2022 11:01:30 Instrument ID: CVOAMS17
Lims ID: STD200
Client ID:
Operator ID: ALS Bottle#: 8 Worklist Smp#: 9
Purge Vol: 5.000 mL Dil. Factor: 1.0000
Method: 8260W_17 Limit Group: VOA - 8260D Water and Solid
Column: DB-624 (0.18 mm) Detector MS Quad

* 31 TBA-d9 (IS), CAS: 25725-11-5

Signal: 1

Not Detected
Expected RT: 2.73

Processing Integration Results

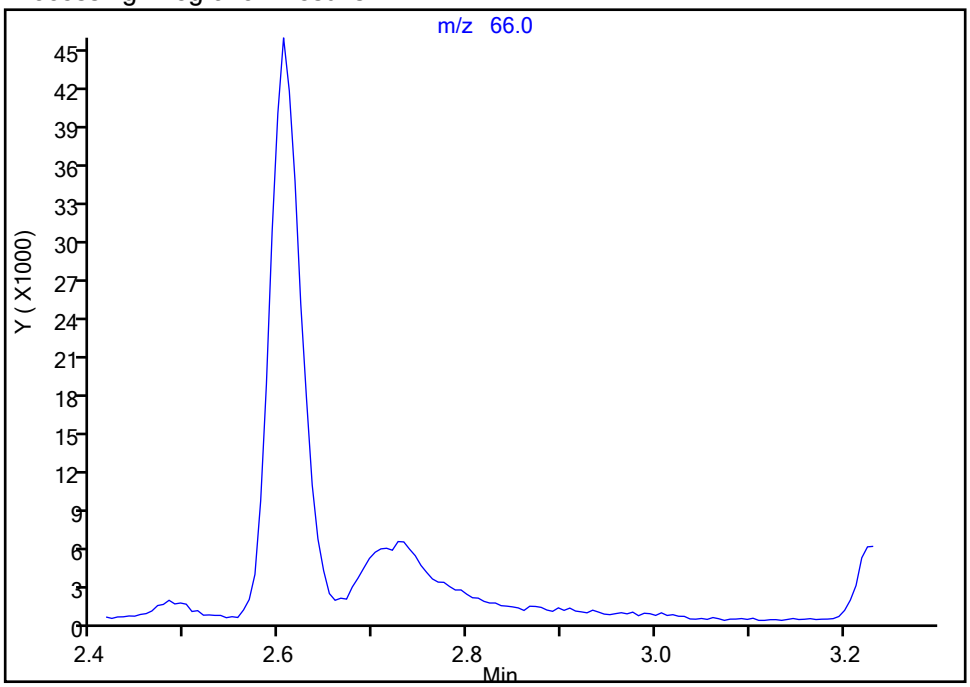

Manual Integration Results

RT: 2.73
Area: 38212
Amount: 1000.0000
Amount Units: ug/l

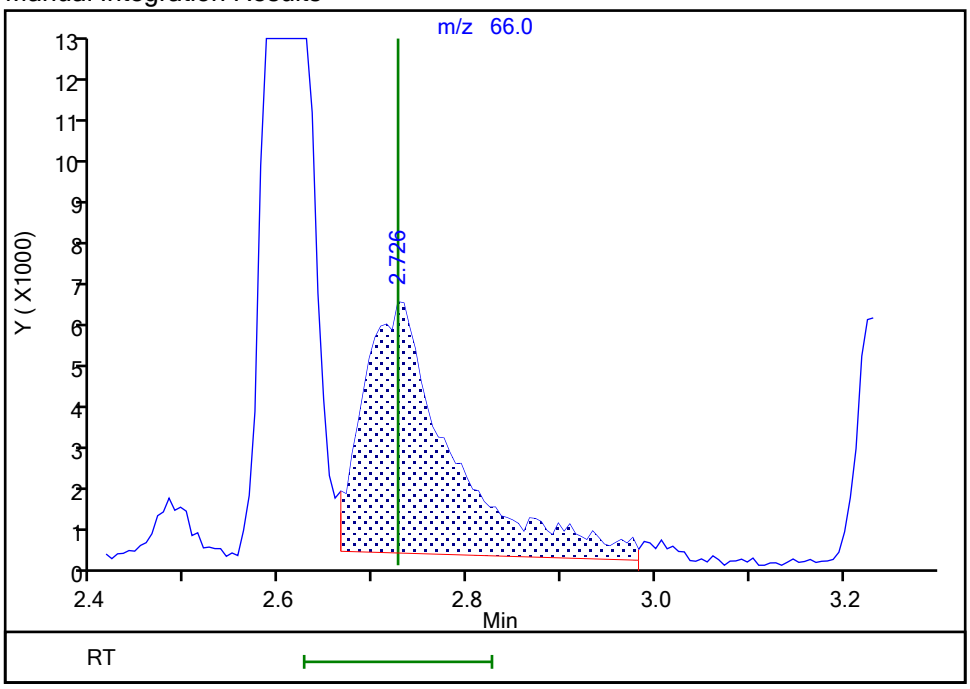

Reviewer: FK2C, 01-Sep-2022 11:39:47
Audit Action: Assigned Compound ID Audit Reason: Peak assignment corrected

Manual Integration/User Assign Peak Report

Eurofins Edison

Data File: \\chromfs\Edison\ChromData\CVOAMS17\20220901-149891.b\TT59896.D
Injection Date: 01-Sep-2022 11:01:30 Instrument ID: CVOAMS17
Lims ID: STD200
Client ID:
Operator ID: ALS Bottle#: 8 Worklist Smp#: 9
Purge Vol: 5.000 mL Dil. Factor: 1.0000
Method: 8260W_17 Limit Group: VOA - 8260D Water and Solid
Column: DB-624 (0.18 mm) Detector MS Quad

32 2-Methyl-2-propanol, CAS: 75-65-0

Signal: 1

Not Detected
Expected RT: 2.79

Processing Integration Results

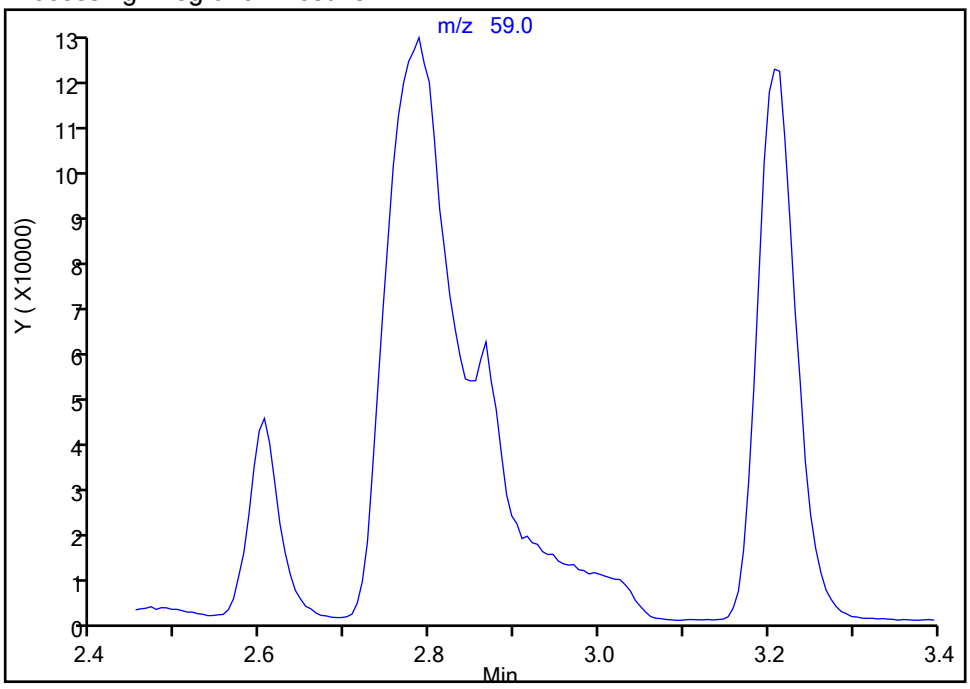

Manual Integration Results

RT: 2.79
Area: 858062
Amount: 1929.7660
Amount Units: ug/l

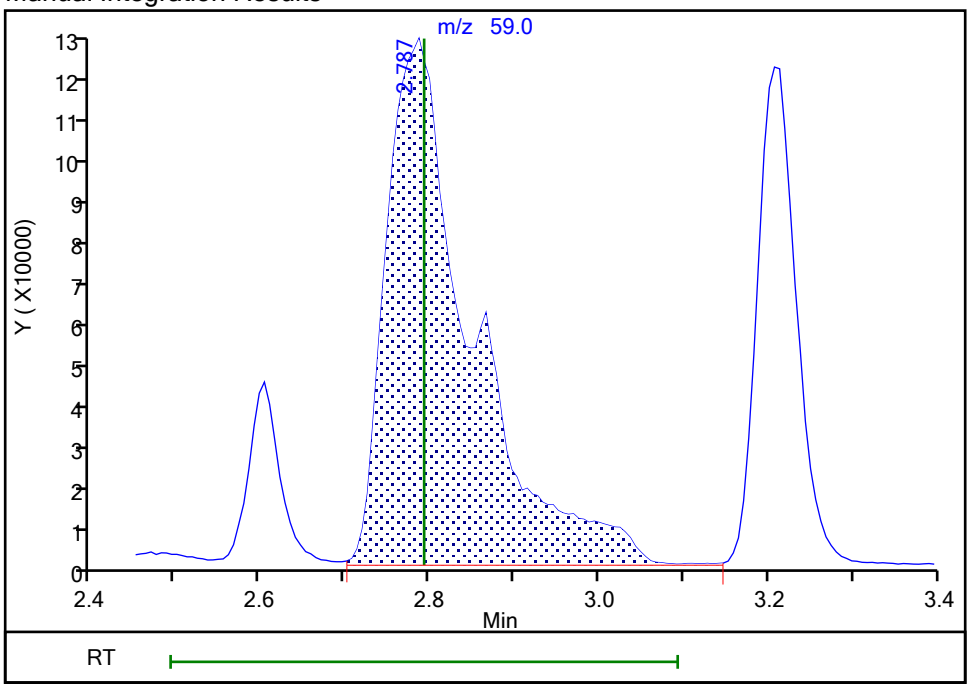

Reviewer: FK2C, 01-Sep-2022 11:40:12
Audit Action: Assigned Compound ID Audit Reason: Wrong peak

Eurofins Edison

Data File: \\chromfs\Edison\ChromData\CVOAMS17\20220901-149891.b\TT59896.D
Injection Date: 01-Sep-2022 11:01:30 Instrument ID: CVOAMS17
Lims ID: STD200
Client ID:
Operator ID: ALS Bottle#: 8 Worklist Smp#: 9
Purge Vol: 5.000 mL Dil. Factor: 1.0000
Method: 8260W_17 Limit Group: VOA - 8260D Water and Solid
Column: DB-624 (0.18 mm) Detector MS Quad

47 Methyl acrylate, CAS: 96-33-3

Signal: 1

Processing Integration Results

RT: 3.49
Area: 67758
Amount: 21.853486
Amount Units: ug/l

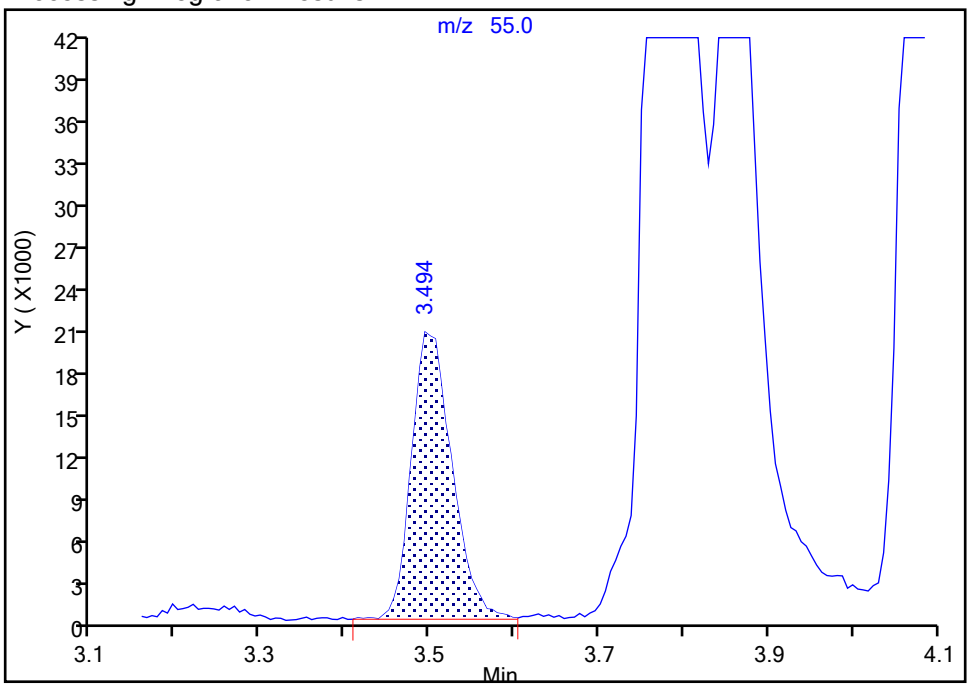

Manual Integration Results

RT: 3.79
Area: 772026
Amount: 183.3405
Amount Units: ug/l

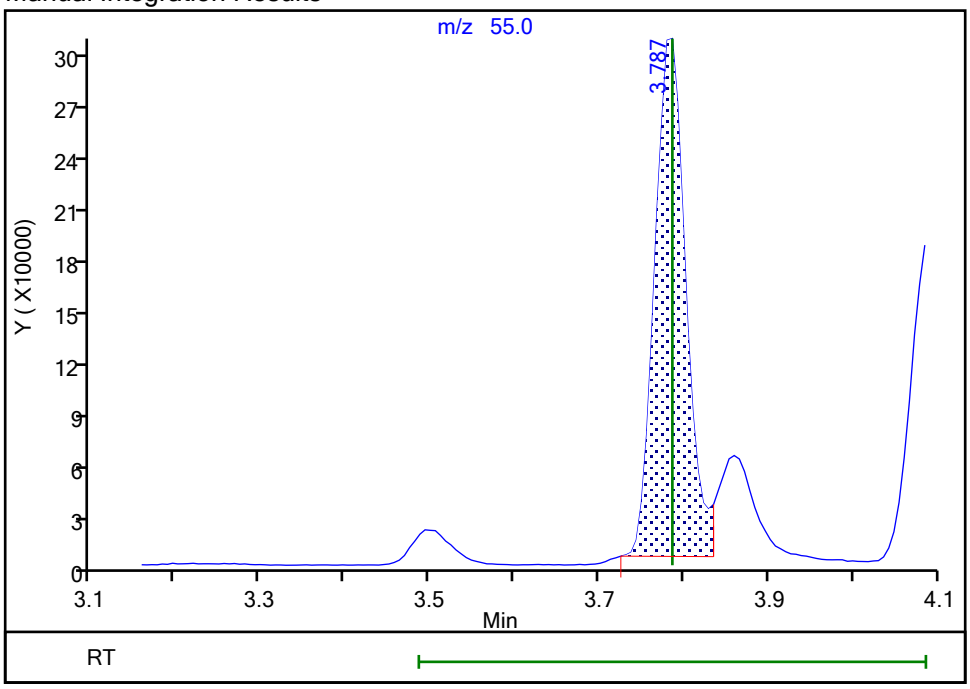

Reviewer: FK2C, 01-Sep-2022 11:40:23
Audit Action: Assigned Compound ID Audit Reason: Wrong peak

Manual Integration/User Assign Peak Report

Eurofins Edison

Data File: \\chromfs\Edison\ChromData\CVOAMS17\20220901-149891.b\TT59896.D
Injection Date: 01-Sep-2022 11:01:30 Instrument ID: CVOAMS17
Lims ID: STD200
Client ID:
Operator ID: ALS Bottle#: 8 Worklist Smp#: 9
Purge Vol: 5.000 mL Dil. Factor: 1.0000
Method: 8260W_17 Limit Group: VOA - 8260D Water and Solid
Column: DB-624 (0.18 mm) Detector MS Quad

110 trans-1,4-Dichloro-2-butene, CAS: 110-57-6

Signal: 1

Processing Integration Results

RT: 9.70
Area: 833
Amount: 0.620571
Amount Units: ug/l

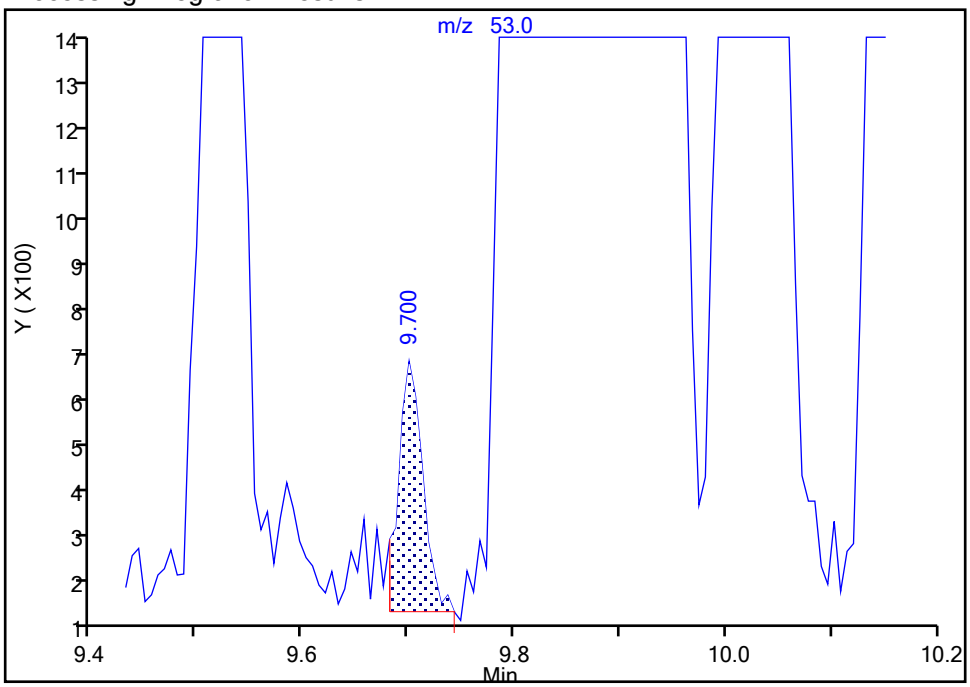

Manual Integration Results

RT: 9.86
Area: 296378
Amount: 195.3257
Amount Units: ug/l

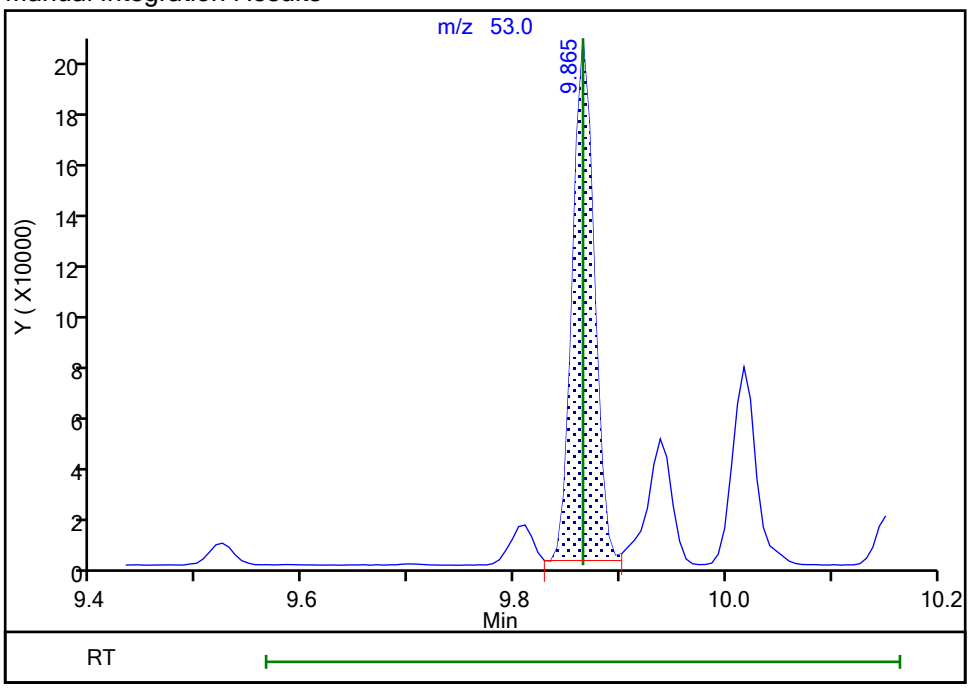

Reviewer: FK2C, 01-Sep-2022 11:39:14
Audit Action: Assigned Compound ID Audit Reason: Peak assignment corrected

Eurofins Edison
Target Compound Quantitation Report

Data File: \\chromfs\Edison\ChromData\CVOAMS17\20220901-149891.b\TT59897.D
Lims ID: STD500
Client ID:
Sample Type: IC Calib Level: 7
Inject. Date: 01-Sep-2022 11:22:30 ALS Bottle#: 9 Worklist Smp#: 10
Purge Vol: 5.000 mL Dil. Factor: 1.0000
Sample Info: STD500
Misc. Info.: 460-0149891-010
Operator ID: Instrument ID: CVOAMS17
Sublist: chrom-8260W_17*sub2

Method: \\chromfs\Edison\ChromData\CVOAMS17\20220901-149891.b\8260W_17.m
Limit Group: VOA - 8260D Water and Solid
Last Update: 02-Sep-2022 15:16:39 Calib Date: 01-Sep-2022 11:22:30
Integrator: RTE ID Type: Deconvolution ID
Quant Method: Internal Standard Quant By: Initial Calibration
Last ICal File: \\chromfs\Edison\ChromData\CVOAMS17\20220901-149891.b\TT59897.D

Column 1 : DB-624 (0.18 mm) Det: MS Quad
Process Host: CTX1631

First Level Reviewer: FK2C Date: 01-Sep-2022 11:42:25

Compound	Sig	RT (min.)	Exp RT (min.)	Dlt RT (min.)	Q	Response	Cal Amt ug/l	OnCol Amt ug/l	Flags
1 Monochloropentafluoroethane	119	1.165	1.177	-0.012	83	160250	500.0	524.8	
3 Chlorotrifluoroethene	116	1.250	1.257	-0.007	94	800900	500.0	523.0	
2 1,1-Difluoroethane	65	1.263	1.263	0.000	99	1228379	500.0	470.7	
4 Dichlorodifluoromethane	85	1.275	1.275	0.000	97	3083206	500.0	525.9	
5 Chlorodifluoromethane	67	1.293	1.293	0.000	99	492541	500.0	470.6	a
6 Chloromethane	50	1.427	1.427	0.000	100	3986871	500.0	458.8	
7 Vinyl chloride	62	1.500	1.501	-0.001	99	2849709	500.0	442.3	
8 Butadiene	54	1.507	1.507	0.000	98	2814370	500.0	418.5	
9 Bromomethane	94	1.744	1.744	0.000	99	1791463	500.0	371.7	
10 Chloroethane	64	1.793	1.793	0.000	100	1637648	500.0	307.5	
11 Dichlorofluoromethane	67	1.958	1.958	0.000	99	4941620	500.0	471.9	
13 Pentane	72	1.982	1.964	0.018	96	623955	1000.0	802.2	
12 Trichlorofluoromethane	101	1.970	1.970	0.000	99	3230590	500.0	457.3	
14 Ethanol	46	2.128	2.122	0.006	75	268902	20000	19768	
15 Ethyl ether	74	2.122	2.128	-0.006	95	1311905	500.0	443.6	
16 2-Methyl-1,3-butadiene	53	2.147	2.147	0.000	97	1969569	500.0	458.2	
17 1,2-Dichloro-1,1,2-trifluoroetha	117	2.195	2.196	-0.001	91	1852092	500.0	456.2	
18 1,1,1-Trifluoro-2,2-dichloroetha	83	2.244	2.238	0.006	91	3176705	500.0	473.8	a
19 Acrolein	56	2.287	2.287	0.000	93	121283	400.0	399.8	
20 1,1,2-Trichloro-1,2,2-trifluoroe	101	2.305	2.299	0.006	95	2106017	500.0	475.1	
21 1,1-Dichloroethene	96	2.323	2.311	0.012	96	2101964	500.0	482.8	
22 Acetone	43	2.397	2.397	0.000	86	4000347	2500.0	2004.0	
23 Iodomethane	142	2.458	2.452	0.006	99	3839726	500.0	473.4	
25 Isopropyl alcohol	45	2.470	2.476	-0.006	96	828982	5000.0	3902.8	a
24 Carbon disulfide	76	2.488	2.476	0.012	100	8397602	500.0	454.1	
26 3-Chloro-1-propene	76	2.586	2.592	-0.006	91	1715503	500.0	514.1	
28 Cyclopentene	67	2.604	2.604	0.000	94	5123833	500.0	445.9	
27 Methyl acetate	43	2.604	2.604	0.000	99	3753372	1000.0	1009.4	
29 Acetonitrile	40	2.671	2.671	0.000	98	937848	5000.0	4924.7	
30 Methylene Chloride	84	2.714	2.708	0.006	96	2676305	500.0	457.7	

Compound	Sig	RT (min.)	Exp RT (min.)	Dlt RT (min.)	Q	Response	Cal Amt ug/l	OnCol Amt ug/l	Flags
* 31 TBA-d9 (IS)	66	2.738	2.726	0.012	0	54819	1000.0	1000.0	
32 2-Methyl-2-propanol	59	2.793	2.793	0.000	93	2441918	5000.0	3828.1	a
33 Methyl tert-butyl ether	73	2.854	2.854	0.000	97	6941859	500.0	475.6	
34 trans-1,2-Dichloroethene	96	2.866	2.872	-0.006	98	2314087	500.0	466.1	
35 Acrylonitrile	53	2.945	2.945	0.000	94	9380096	5000.0	4903.6	
36 Hexane	57	3.006	3.006	0.000	94	2757674	500.0	446.3	
37 Isopropyl ether	45	3.207	3.208	-0.001	96	8037521	500.0	445.7	
38 1,1-Dichloroethane	63	3.232	3.232	0.000	99	4514251	500.0	471.1	
39 Vinyl acetate	86	3.250	3.250	0.000	100	808826	1000.0	720.2	
40 2-Chloro-1,3-butadiene	88	3.268	3.275	-0.007	94	1873793	500.0	444.5	
41 Tert-butyl ethyl ether	59	3.500	3.500	0.000	88	7483339	500.0	449.5	
* 42 2-Butanone-d5	46	3.683	3.689	-0.006	0	407282	250.0	250.0	
43 2,2-Dichloropropane	97	3.707	3.695	0.012	96	845708	500.0	426.2	
44 cis-1,2-Dichloroethene	96	3.713	3.714	-0.001	94	2619480	500.0	487.2	
46 Ethyl acetate	70	3.738	3.732	0.006	97	500975	1000.0	827.8	
45 2-Butanone (MEK)	72	3.732	3.738	-0.006	98	1374655	2500.0	2027.4	
47 Methyl acrylate	55	3.787	3.787	0.000	98	2038384	500.0	453.5	a
48 Propionitrile	54	3.866	3.866	0.000	98	3247784	5000.0	4043.7	
49 Chlorobromomethane	128	3.921	3.921	0.000	96	1222409	500.0	468.7	
50 Tetrahydrofuran	72	3.921	3.927	-0.006	86	612611	1000.0	761.1	
51 Methacrylonitrile	67	3.957	3.951	0.006	94	9430417	5000.0	4916.5	
52 Chloroform	83	3.976	3.976	0.000	98	4359085	500.0	483.9	
53 Cyclohexane	84	4.091	4.091	0.000	94	3136906	500.0	484.1	
54 1,1,1-Trichloroethane	97	4.110	4.104	0.006	99	3723250	500.0	490.7	
$ 55 Dibromofluoromethane (Surr)	113	4.122	4.122	0.000	97	141830	50.0	48.6	
56 Carbon tetrachloride	117	4.213	4.213	0.000	97	3150026	500.0	488.3	
57 1,1-Dichloropropene	75	4.244	4.244	0.000	95	3161105	500.0	480.3	
58 Isobutyl alcohol	43	4.402	4.390	0.012	90	4020776	12500	10185	
59 Isooctane	57	4.414	4.402	0.012	97	8529808	500.0	501.6	
60 Benzene	78	4.427	4.427	0.000	98	9410035	500.0	462.6	
$ 61 1,2-Dichloroethane-d4 (Surr)	65	4.451	4.445	0.006	0	209169	50.0	57.1	
62 Tert-amyl methyl ether	73	4.500	4.494	0.006	90	8239925	500.0	486.2	
63 Isopropyl acetate	61	4.506	4.506	0.000	94	1323071	500.0	479.2	
64 1,2-Dichloroethane	62	4.518	4.518	0.000	97	3357431	500.0	481.0	
65 n-Heptane	100	4.579	4.585	-0.006	95	475654	500.0	473.3	
* 66 Fluorobenzene	96	4.707	4.701	0.006	98	563020	50.0	50.0	
67 n-Butanol	56	5.018	5.024	-0.006	90	1309259	12500	11185	
68 Trichloroethene	95	5.042	5.043	-0.001	96	2473683	500.0	505.7	
69 Methylcyclohexane	83	5.158	5.152	0.006	85	3659183	500.0	486.5	
70 Ethyl acrylate	99	5.170	5.171	-0.001	98	320871	500.0	466.0	
71 1,2-Dichloropropane	63	5.317	5.317	0.000	89	2554039	500.0	486.9	
* 72 1,4-Dioxane-d8	96	5.384	5.384	0.000	0	13096	1000.0	1000.0	
73 Methyl methacrylate	100	5.408	5.402	0.006	92	1109663	1000.0	1008.9	
75 1,4-Dioxane	88	5.433	5.439	-0.006	88	316657	10000	16074	
74 Dibromomethane	93	5.445	5.439	0.006	95	1537382	500.0	486.7	
76 n-Propyl acetate	43	5.463	5.463	0.000	99	3418391	500.0	483.9	
77 Dichlorobromomethane	83	5.591	5.591	0.000	99	3500342	500.0	532.8	
78 2-Nitropropane	41	5.920	5.920	0.000	99	1260643	1000.0	856.3	
79 2-Chloroethyl vinyl ether	63	5.926	5.926	0.000	97	1485909	501.2	481.8	
80 Epichlorohydrin	57	6.030	6.024	0.006	99	4764109	10000	8498.2	
81 cis-1,3-Dichloropropene	75	6.079	6.073	0.006	94	4168767	500.0	506.4	
82 4-Methyl-2-pentanone (MIBK)	58	6.243	6.244	-0.001	97	5271050	2500.0	2231.5	

Compound	Sig	RT (min.)	Exp RT (min.)	Dlt RT (min.)	Q	Response	Cal Amt ug/l	OnCol Amt ug/l	Flags
$ 83 Toluene-d8 (Surr)	98	6.310	6.304	0.006	99	518538	50.0	49.1	
84 Toluene	91	6.384	6.378	0.006	94	9474976	500.0	478.0	
85 trans-1,3-Dichloropropene	75	6.731	6.731	0.000	99	3652980	500.0	493.2	
86 Ethyl methacrylate	69	6.774	6.774	0.000	91	3245135	500.0	481.3	
87 1,1,2-Trichloroethane	83	6.938	6.938	0.000	96	1834473	500.0	489.1	
88 Tetrachloroethene	166	6.969	6.969	0.000	95	2166268	500.0	489.6	
89 1,3-Dichloropropane	76	7.146	7.140	0.006	96	3456491	500.0	485.9	
90 2-Hexanone	43	7.219	7.219	0.000	97	8813340	2500.0	2197.1	
91 n-Butyl acetate	43	7.341	7.335	0.006	99	3921827	500.0	451.1	
92 Chlorodibromomethane	129	7.365	7.359	0.006	98	2396128	500.0	510.9	
93 Ethylene Dibromide	107	7.505	7.505	0.000	98	1974006	500.0	474.8	
* 94 Chlorobenzene-d5	117	8.048	8.042	0.006	91	410170	50.0	50.0	
95 Chlorobenzene	112	8.085	8.079	0.006	91	5943244	500.0	485.4	
96 Ethylbenzene	106	8.194	8.188	0.006	99	3276577	500.0	479.9	
97 1,1,1,2-Tetrachloroethane	131	8.206	8.207	-0.001	95	2411542	500.0	485.3	
98 m-Xylene & p-Xylene	106	8.347	8.347	0.000	0	3974047	500.0	471.3	
99 o-Xylene	106	8.865	8.859	0.006	93	4207306	500.0	477.4	
100 n-Butyl acrylate	73	8.877	8.877	0.000	96	2005445	500.0	450.0	
101 Styrene	104	8.901	8.902	-0.001	92	6809624	500.0	483.9	
102 Bromoform	173	9.157	9.158	-0.001	95	1582625	500.0	504.4	
103 Amyl acetate (mixed isomers)	43	9.182	9.182	0.000	89	5083119	500.0	485.4	
104 Isopropylbenzene	105	9.328	9.328	0.000	98	10393098	500.0	467.8	
$ 105 4-Bromofluorobenzene	174	9.560	9.560	0.000	87	149276	50.0	46.8	
106 Bromobenzene	156	9.706	9.706	0.000	95	2505449	500.0	515.8	
107 1,1,2,2-Tetrachloroethane	83	9.791	9.785	0.006	99	2807267	500.0	493.4	
108 N-Propylbenzene	91	9.810	9.804	0.006	99	12064474	500.0	478.8	
109 1,2,3-Trichloropropane	110	9.834	9.834	0.000	98	729275	500.0	446.4	
110 trans-1,4-Dichloro-2-butene	53	9.865	9.865	0.000	92	768607	500.0	480.4	
111 2-Chlorotoluene	91	9.920	9.914	0.006	97	8831362	500.0	503.0	
112 4-Ethyltoluene	105	9.944	9.938	0.006	97	9527024	500.0	466.8	
113 1,3,5-Trimethylbenzene	105	10.023	10.017	0.006	92	8962368	500.0	507.4	
114 4-Chlorotoluene	91	10.048	10.048	0.000	99	8774787	500.0	502.1	
115 Butyl Methacrylate	87	10.151	10.151	0.000	93	3405052	500.0	488.0	
116 tert-Butylbenzene	119	10.334	10.334	0.000	91	7513966	500.0	557.4	
117 1,2,4-Trimethylbenzene	105	10.401	10.401	0.000	99	9163959	500.0	491.9	
118 sec-Butylbenzene	105	10.560	10.554	0.006	97	11093298	500.0	503.0	
119 1,3-Dichlorobenzene	146	10.688	10.682	0.006	93	4741974	500.0	499.1	
120 4-Isopropyltoluene	119	10.706	10.700	0.006	96	9372161	500.0	502.0	
* 121 1,4-Dichlorobenzene-d4	152	10.761	10.755	0.006	98	213235	50.0	50.0	
122 1,4-Dichlorobenzene	146	10.785	10.779	0.006	92	4728273	500.0	489.7	
123 1,2,3-Trimethylbenzene	105	10.810	10.810	0.000	98	9120702	500.0	474.0	
124 Benzyl chloride	91	10.932	10.926	0.006	98	5247317	500.0	461.6	
125 2,3-Dihydroindene	117	10.986	10.986	0.000	95	8199928	500.0	454.2	
126 p-Diethylbenzene	119	11.060	11.060	0.000	93	4760309	500.0	471.2	
127 n-Butylbenzene	92	11.084	11.084	0.000	99	5243169	500.0	482.3	
128 1,2-Dichlorobenzene	146	11.127	11.121	0.006	94	4736253	500.0	495.2	
129 1,2,4,5-Tetramethylbenzene	119	11.742	11.736	0.006	97	8524203	500.0	459.6	
130 1,2-Dibromo-3-Chloropropane	157	11.822	11.822	0.000	97	581010	500.0	504.7	
131 1,3,5-Trichlorobenzene	180	11.937	11.938	-0.001	96	3478985	500.0	458.2	
132 1,2,4-Trichlorobenzene	180	12.443	12.437	0.006	94	3414942	500.0	478.0	
133 Hexachlorobutadiene	225	12.529	12.529	0.000	94	1676499	500.0	531.6	
134 Naphthalene	128	12.632	12.633	0.000	98	8172328	500.0	461.3	

Compound	Sig	RT (min.)	Exp RT (min.)	Dlt RT (min.)	Q	Response	Cal Amt ug/l	OnCol Amt ug/l	Flags
135 1,2,3-Trichlorobenzene	180	12.815	12.815	0.000	95	3257341	500.0	479.5	
S 136 1,2-Dichloroethene, Total	100				0		1000.0	953.3	
S 137 Xylenes, Total	100				0		1000.0	948.7	
S 139 1,3-Dichloropropene, Total	1				0		1000.0	999.5	
S 140 Total BTEX	1				0		2500.0	2369.2	

QC Flag Legend

Processing Flags
Review Flags
a - User Assigned ID

Reagents:

MIX 2 Hi_00127	Amount Added:	50.00	Units: uL	
MIX I Hi_00154	Amount Added:	50.00	Units: uL	
Ethanol mix_00068	Amount Added:	50.00	Units: uL	
ACROLEIN W_00143	Amount Added:	40.00	Units: uL	
GAS Hi_00423	Amount Added:	50.00	Units: uL	
8FreonHi_00048	Amount Added:	50.00	Units: uL	
VOA6IS/SURR_00060	Amount Added:	5.00	Units: uL	Run Reagent

Report Date: 02-Sep-2022 15:16:39 Chrom Revision: 2.3 30-Aug-2022 19:06:20

Eurofins Edison

Data File: \\chromfs\Edison\ChromData\CVOAMS17\20220901-149891.b\TT59897.D

Injection Date: 01-Sep-2022 11:22:30 Instrument ID: CVOAMS17

Lims ID: STD500

Client ID:

Operator ID: ALS Bottle#: 9 Worklist Smp#: 10

Purge Vol: 5.000 mL Dil. Factor: 1.0000

Method: 8260W_17 Limit Group: VOA - 8260D Water and Solid

Column: DB-624 (0.18 mm)

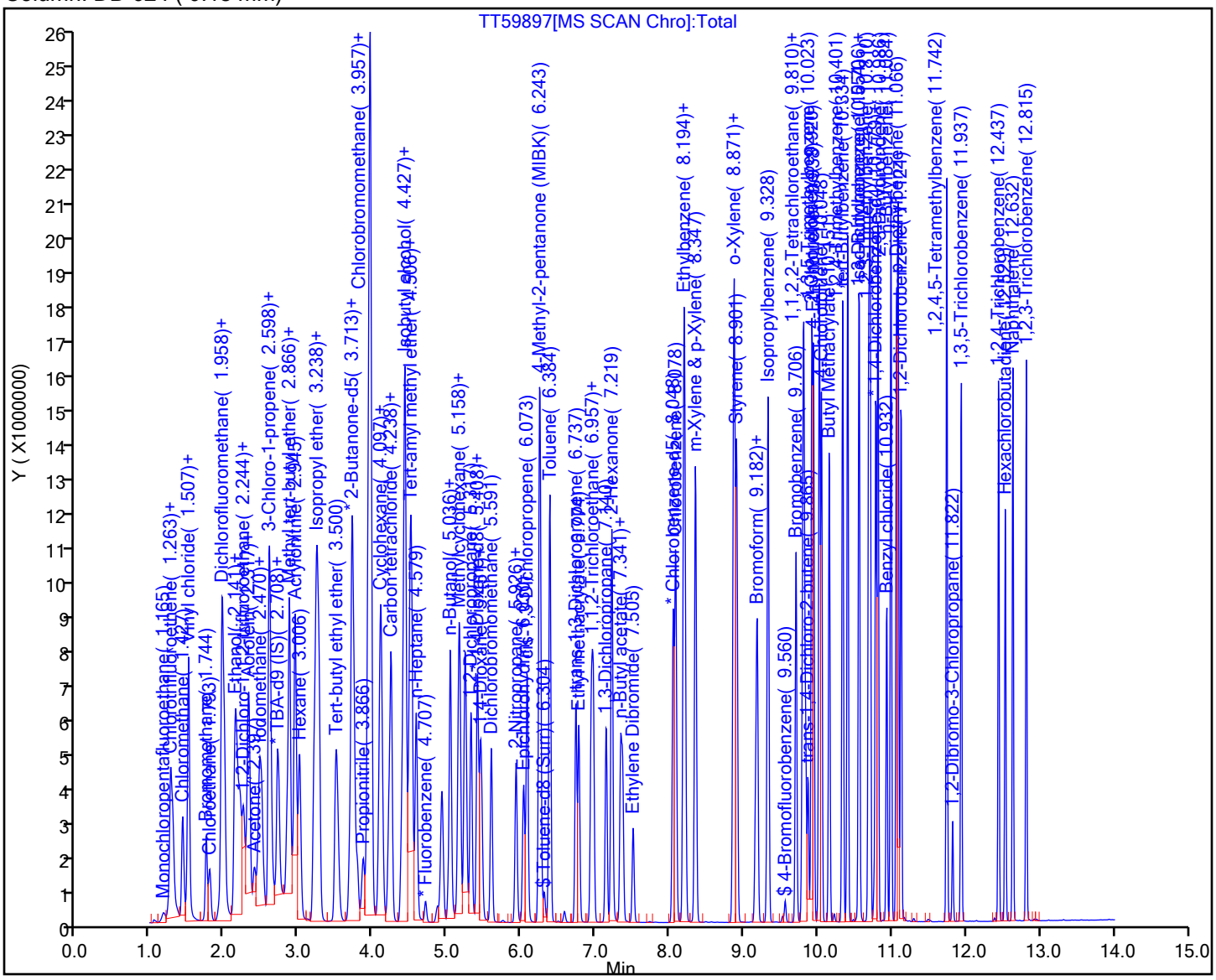

Manual Integration/User Assign Peak Report

Eurofins Edison

Data File: \\chromfs\Edison\ChromData\CVOAMS17\20220901-149891.b\TT59897.D
Injection Date: 01-Sep-2022 11:22:30 Instrument ID: CVOAMS17
Lims ID: STD500
Client ID:
Operator ID: ALS Bottle#: 9 Worklist Smp#: 10
Purge Vol: 5.000 mL Dil. Factor: 1.0000
Method: 8260W_17 Limit Group: VOA - 8260D Water and Solid
Column: DB-624 (0.18 mm) Detector MS Quad

5 Chlorodifluoromethane, CAS: 75-45-6

Signal: 1

Not Detected
Expected RT: 1.29

Processing Integration Results

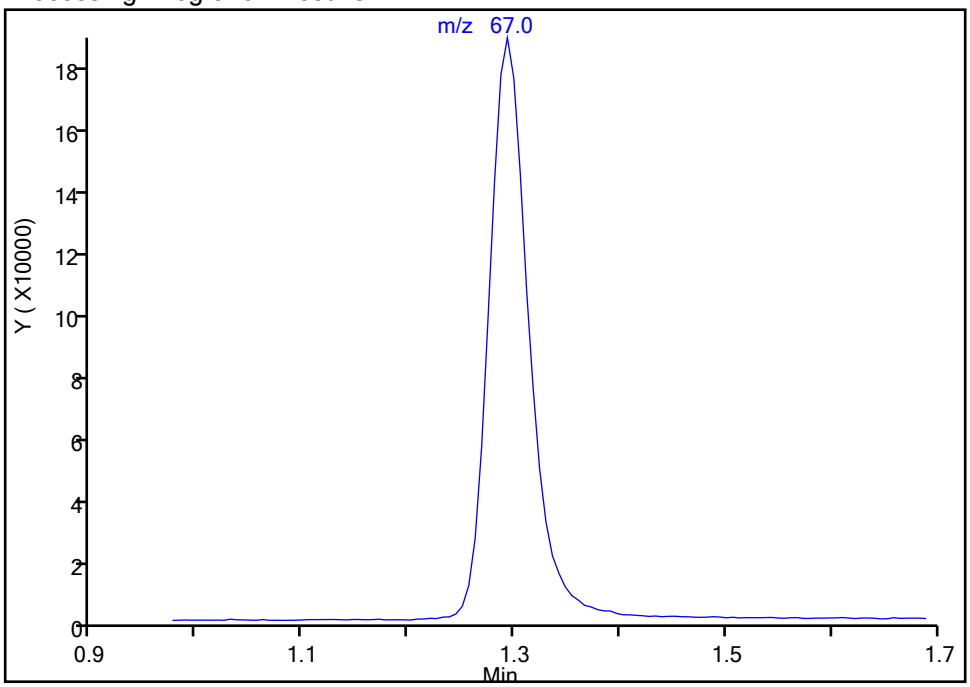

Manual Integration Results

RT: 1.29
Area: 492541
Amount: 470.5615
Amount Units: ug/l

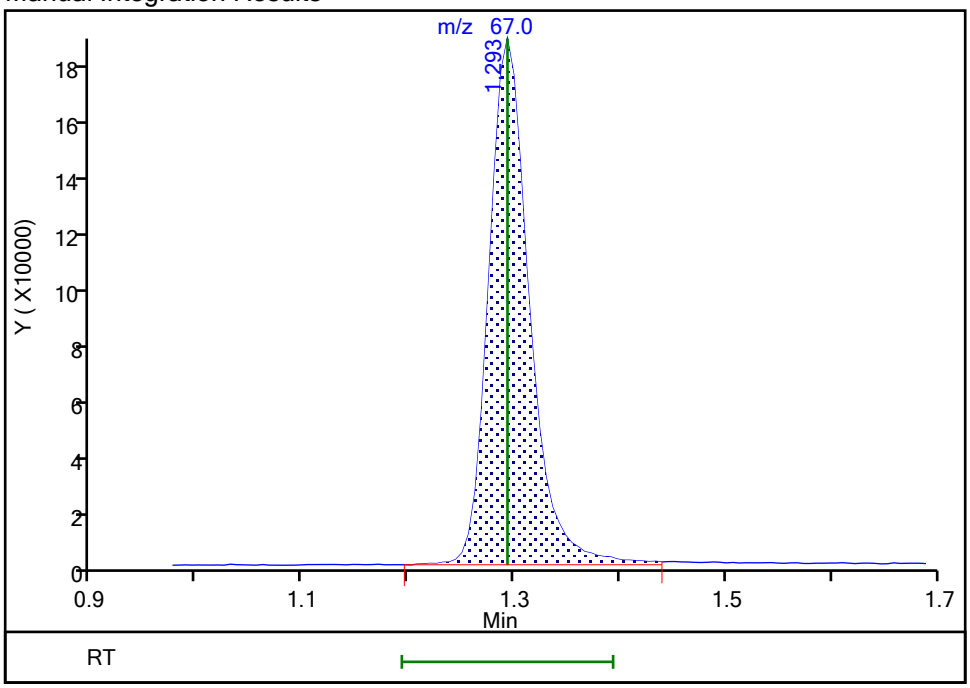

Reviewer: FK2C, 01-Sep-2022 11:41:15
Audit Action: Assigned Compound ID Audit Reason: Peak assignment corrected

Manual Integration/User Assign Peak Report

Eurofins Edison

Data File: \\chromfs\Edison\ChromData\CVOAMS17\20220901-149891.b\TT59897.D
Injection Date: 01-Sep-2022 11:22:30 Instrument ID: CVOAMS17
Lims ID: STD500
Client ID:
Operator ID: ALS Bottle#: 9 Worklist Smp#: 10
Purge Vol: 5.000 mL Dil. Factor: 1.0000
Method: 8260W_17 Limit Group: VOA - 8260D Water and Solid
Column: DB-624 (0.18 mm) Detector MS Quad

18 1,1,1-Trifluoro-2,2-dichloroetha, CAS: 306-83-2

Signal: 1

Not Detected
Expected RT: 2.24

Processing Integration Results

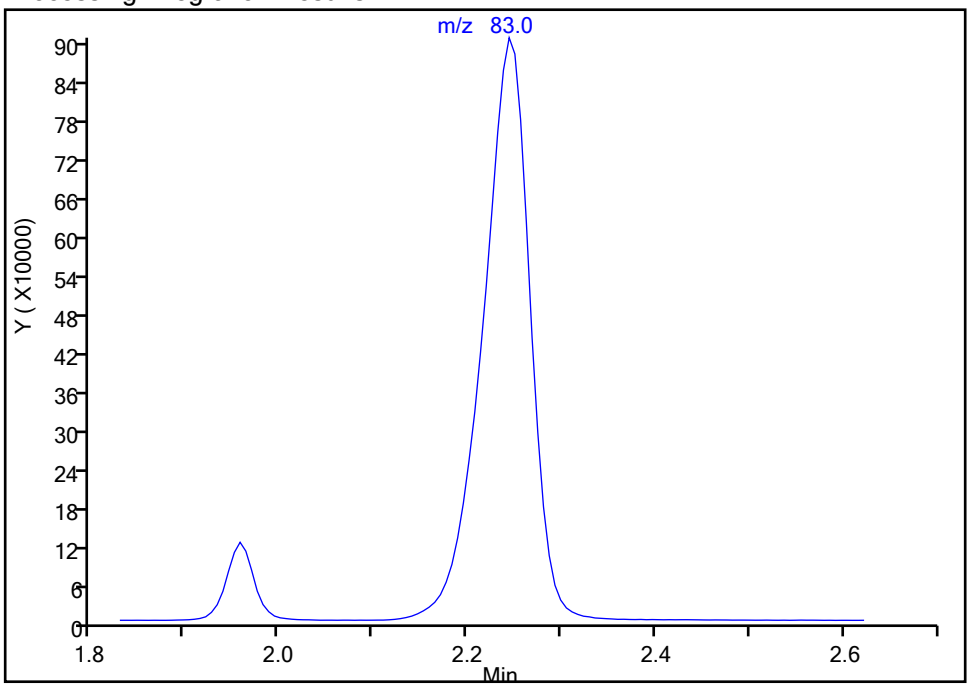

Manual Integration Results

RT: 2.24
Area: 3176705
Amount: 473.7863
Amount Units: ug/l

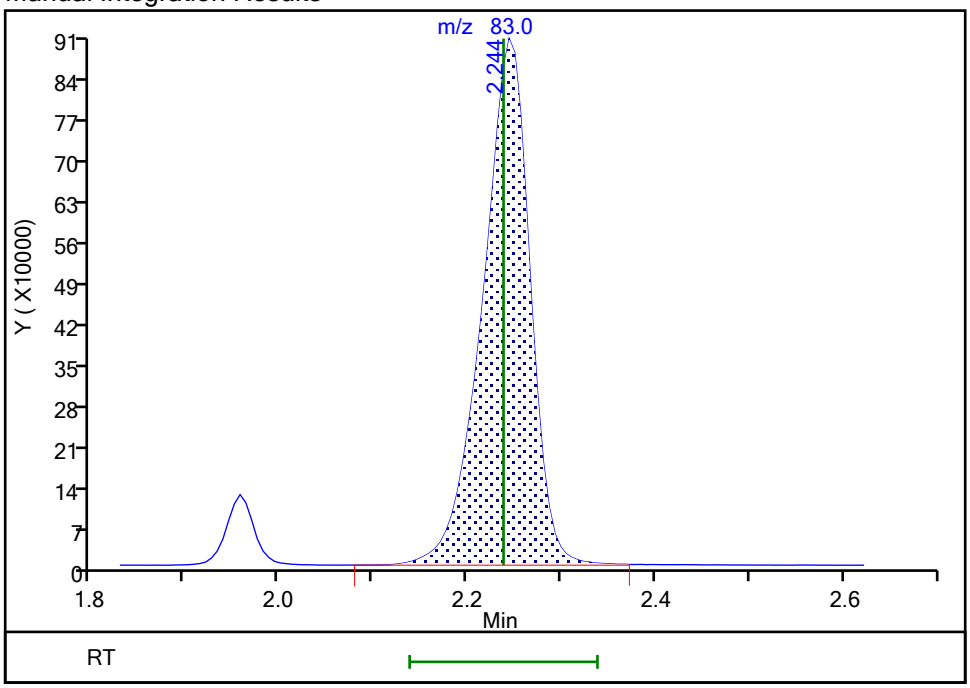

Reviewer: FK2C, 01-Sep-2022 11:41:24
Audit Action: Assigned Compound ID Audit Reason: Peak assignment corrected

Manual Integration/User Assign Peak Report

Eurofins Edison

Data File: \\chromfs\Edison\ChromData\CVOAMS17\20220901-149891.b\TT59897.D
Injection Date: 01-Sep-2022 11:22:30 Instrument ID: CVOAMS17
Lims ID: STD500
Client ID:
Operator ID: ALS Bottle#: 9 Worklist Smp#: 10
Purge Vol: 5.000 mL Dil. Factor: 1.0000
Method: 8260W_17 Limit Group: VOA - 8260D Water and Solid
Column: DB-624 (0.18 mm) Detector MS Quad

25 Isopropyl alcohol, CAS: 67-63-0

Signal: 1

Not Detected
Expected RT: 2.48

Processing Integration Results

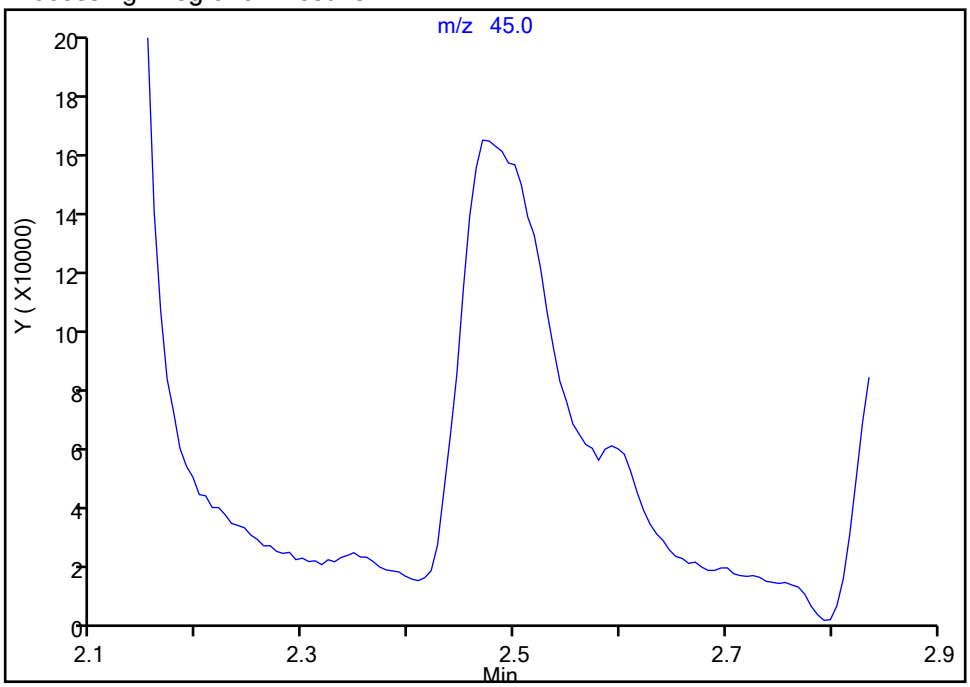

Manual Integration Results

RT: 2.47
Area: 828982
Amount: 3902.8348
Amount Units: ug/l

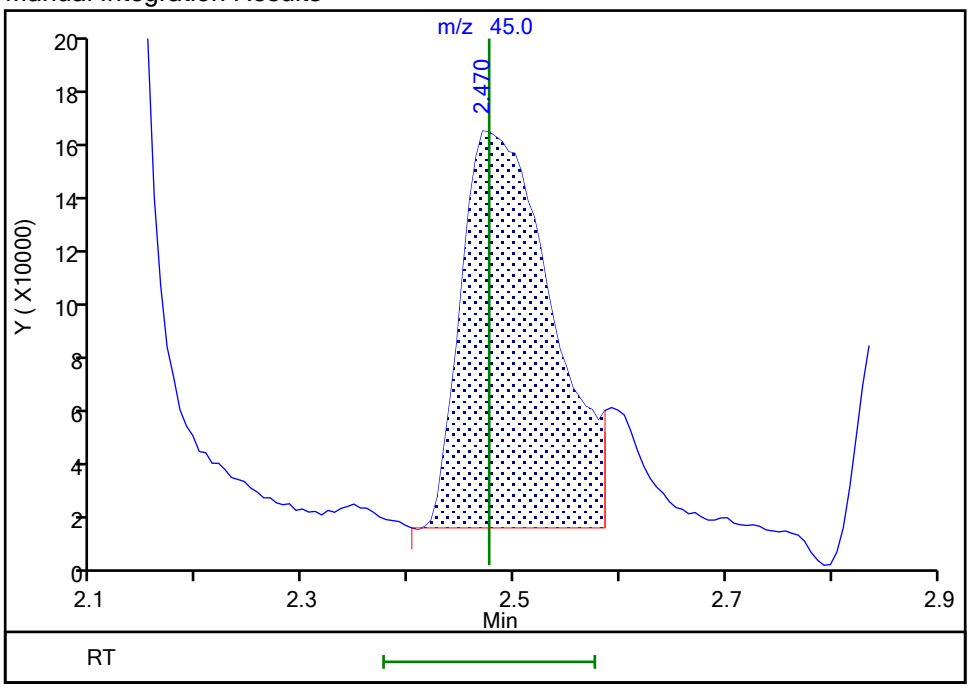

Reviewer: FK2C, 01-Sep-2022 11:41:32
Audit Action: Assigned Compound ID Audit Reason: Peak assignment corrected

Manual Integration/User Assign Peak Report

Eurofins Edison

Data File: \\chromfs\Edison\ChromData\CVOAMS17\20220901-149891.b\TT59897.D
Injection Date: 01-Sep-2022 11:22:30 Instrument ID: CVOAMS17
Lims ID: STD500
Client ID:
Operator ID: ALS Bottle#: 9 Worklist Smp#: 10
Purge Vol: 5.000 mL Dil. Factor: 1.0000
Method: 8260W_17 Limit Group: VOA - 8260D Water and Solid
Column: DB-624 (0.18 mm) Detector MS Quad

32 2-Methyl-2-propanol, CAS: 75-65-0

Signal: 1

Not Detected
Expected RT: 2.79

Processing Integration Results

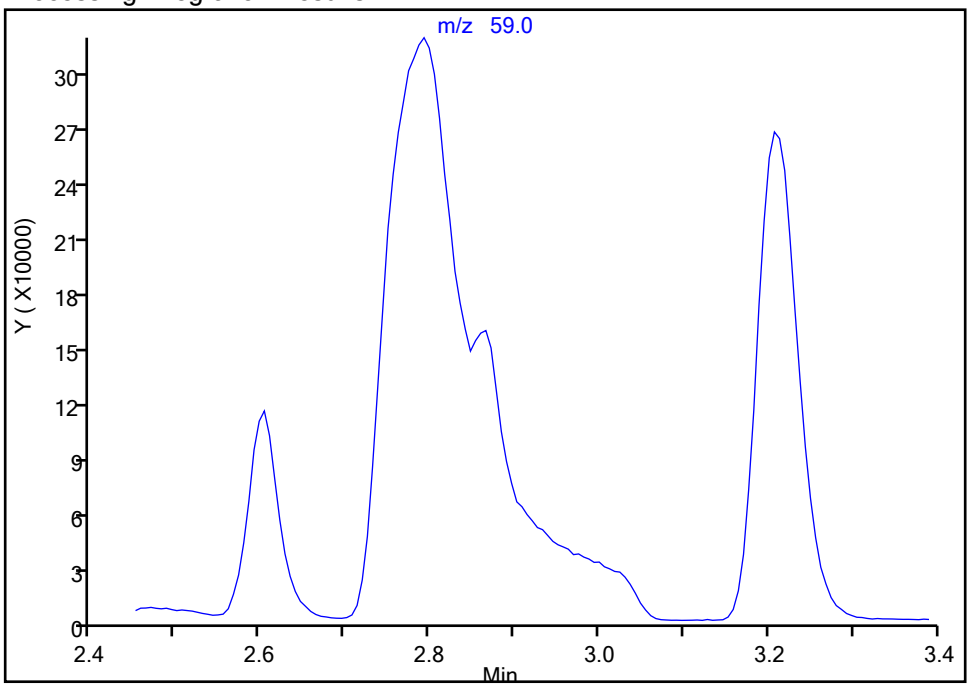

Manual Integration Results

RT: 2.79
Area: 2441918
Amount: 3828.1214
Amount Units: ug/l

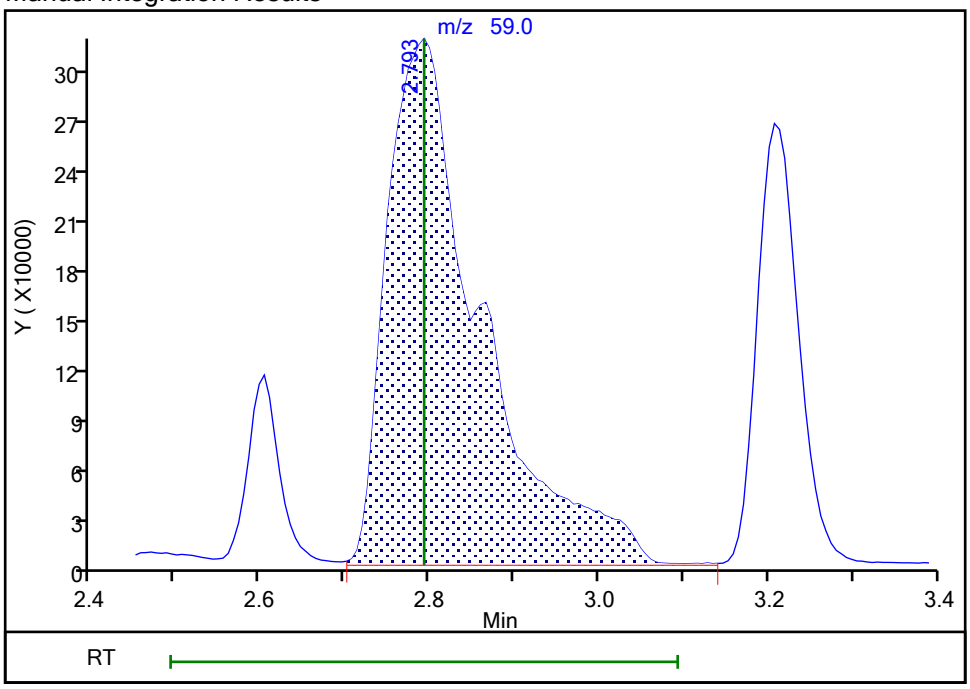

Reviewer: FK2C, 01-Sep-2022 11:41:40
Audit Action: Assigned Compound ID Audit Reason: Peak assignment corrected

Eurofins Edison

Data File: \\chromfs\Edison\ChromData\CVOAMS17\20220901-149891.b\TT59897.D
Injection Date: 01-Sep-2022 11:22:30 Instrument ID: CVOAMS17
Lims ID: STD500
Client ID:
Operator ID: ALS Bottle#: 9 Worklist Smp#: 10
Purge Vol: 5.000 mL Dil. Factor: 1.0000
Method: 8260W_17 Limit Group: VOA - 8260D Water and Solid
Column: DB-624 (0.18 mm) Detector MS Quad

47 Methyl acrylate, CAS: 96-33-3

Signal: 1

Processing Integration Results

RT: 3.50
Area: 161201
Amount: 47.132457
Amount Units: ug/l

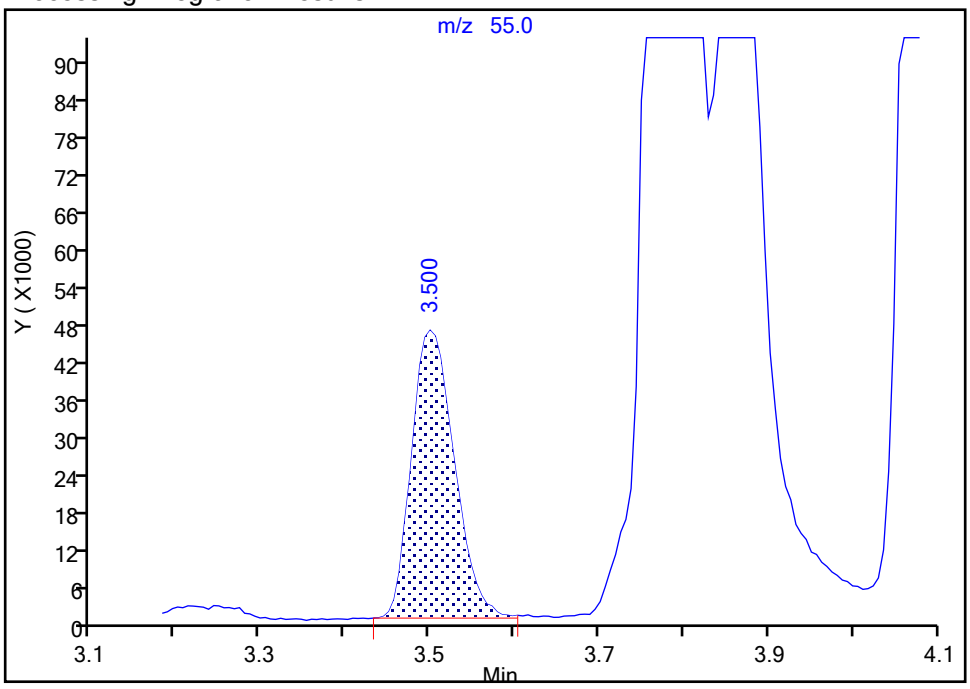

Manual Integration Results

RT: 3.79
Area: 2038384
Amount: 453.4529
Amount Units: ug/l

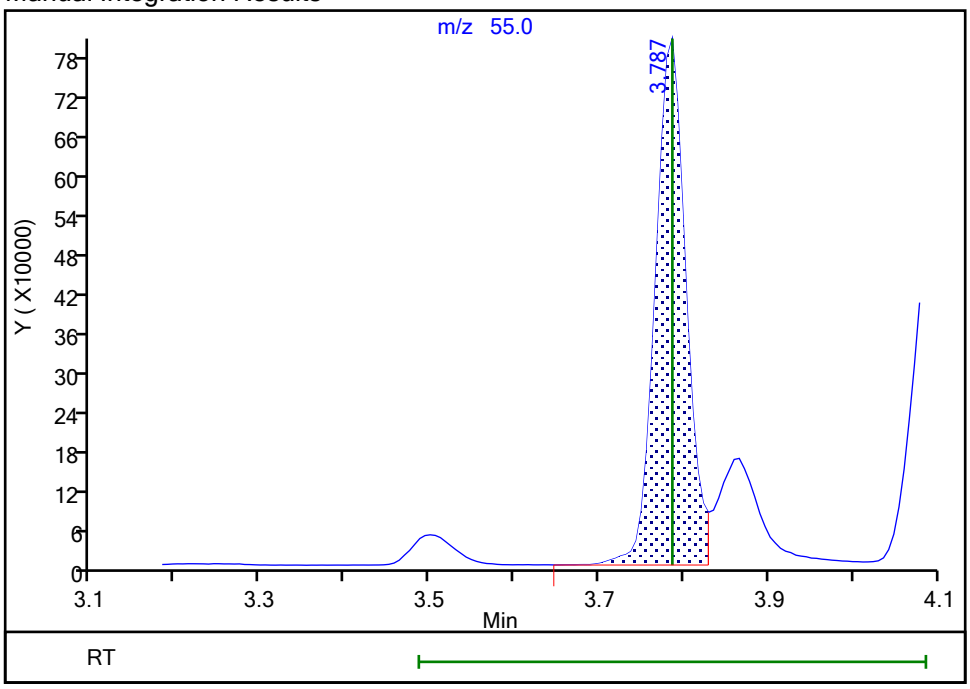

Reviewer: FK2C, 01-Sep-2022 11:41:50
Audit Action: Assigned Compound ID Audit Reason: Peak assignment corrected

Curve Type:	Average
Weighting:	Conc_Sq
Origin:	Force
Dependency:	Response
Calib Mode:	ISTD
Response Base:	AREA
RF Rounding:	0

Curve Coefficients

Intercept:	0
Slope:	0.136

Error Coefficients

Standard Error:	350000
Relative Standard Error:	13.8
Correlation Coefficient:	0.999
Coefficient of Determination (Adjusted):	0.977

ID	Level	Concentration	Rel. Resp.	IS Amount	IS Response	RRF	Used
1	STD8 460-864234/3	0.0	0.0	50.0	552455.0	NaN	N
2	STD05 460-864234/4	0.5	0.07204	50.0	553861.0	0.144079	Y
3	STD1 460-864234/5	1.0	0.122361	50.0	505061.0	0.122361	Y
4	STD5 460-864234/6	5.0	0.500564	50.0	522011.0	0.100113	Y
5	STD20 460-864234/7	20.0	3.028303	50.0	503764.0	0.151415	Y
6	STD50 460-864234/8	50.0	7.630164	50.0	502499.0	0.152603	Y
7	STD200 460-864234/9	200.0	27.822315	50.0	527404.0	0.139112	Y
8	STD500 460-864234/10	500.0	71.12536	50.0	563020.0	0.142251	Y

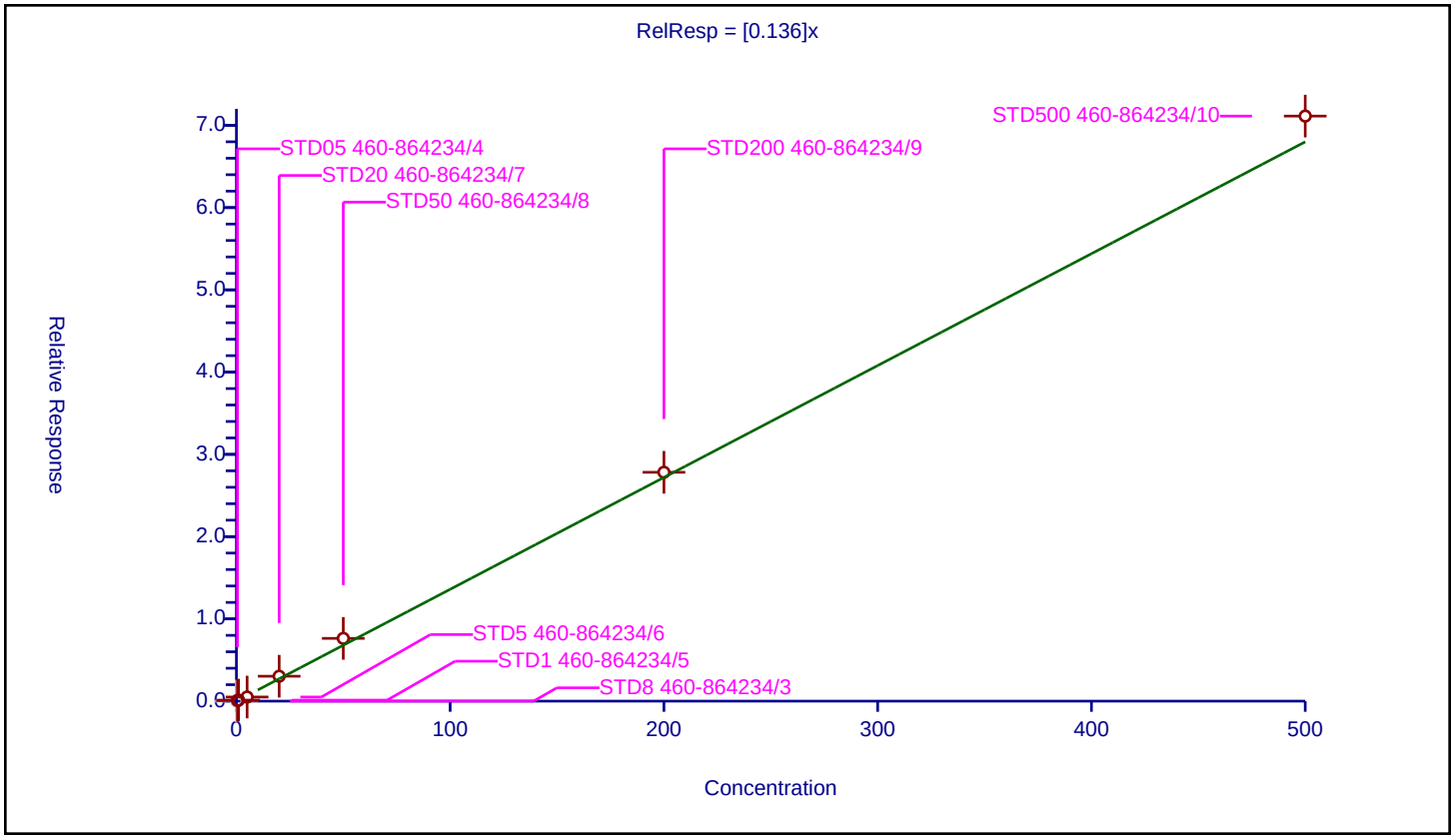

Calibration / Dichlorodifluoromethane

Curve Type:	Average
Weighting:	Conc_Sq
Origin:	Force
Dependency:	Response
Calib Mode:	ISTD
Response Base:	AREA
RF Rounding:	0

Curve Coefficients

Intercept:	0
Slope:	0.5206

Error Coefficients

Standard Error:	1370000
Relative Standard Error:	14.2
Correlation Coefficient:	0.999
Coefficient of Determination (Adjusted):	0.977

ID	Level	Concentration	Rel. Resp.	IS Amount	IS Response	RRF	Used
1	STD8 460-864234/3	0.25	0.0	50.0	552455.0	0.0	N
2	STD05 460-864234/4	0.5	0.2655	50.0	553861.0	0.531	Y
3	STD1 460-864234/5	1.0	0.445887	50.0	505061.0	0.445887	Y
4	STD5 460-864234/6	5.0	1.985782	50.0	522011.0	0.397156	Y
5	STD20 460-864234/7	20.0	11.07463	50.0	503764.0	0.553732	Y
6	STD50 460-864234/8	50.0	27.618065	50.0	502499.0	0.552361	Y
7	STD200 460-864234/9	200.0	123.299406	50.0	527404.0	0.616497	Y
8	STD500 460-864234/10	500.0	273.809634	50.0	563020.0	0.547619	Y

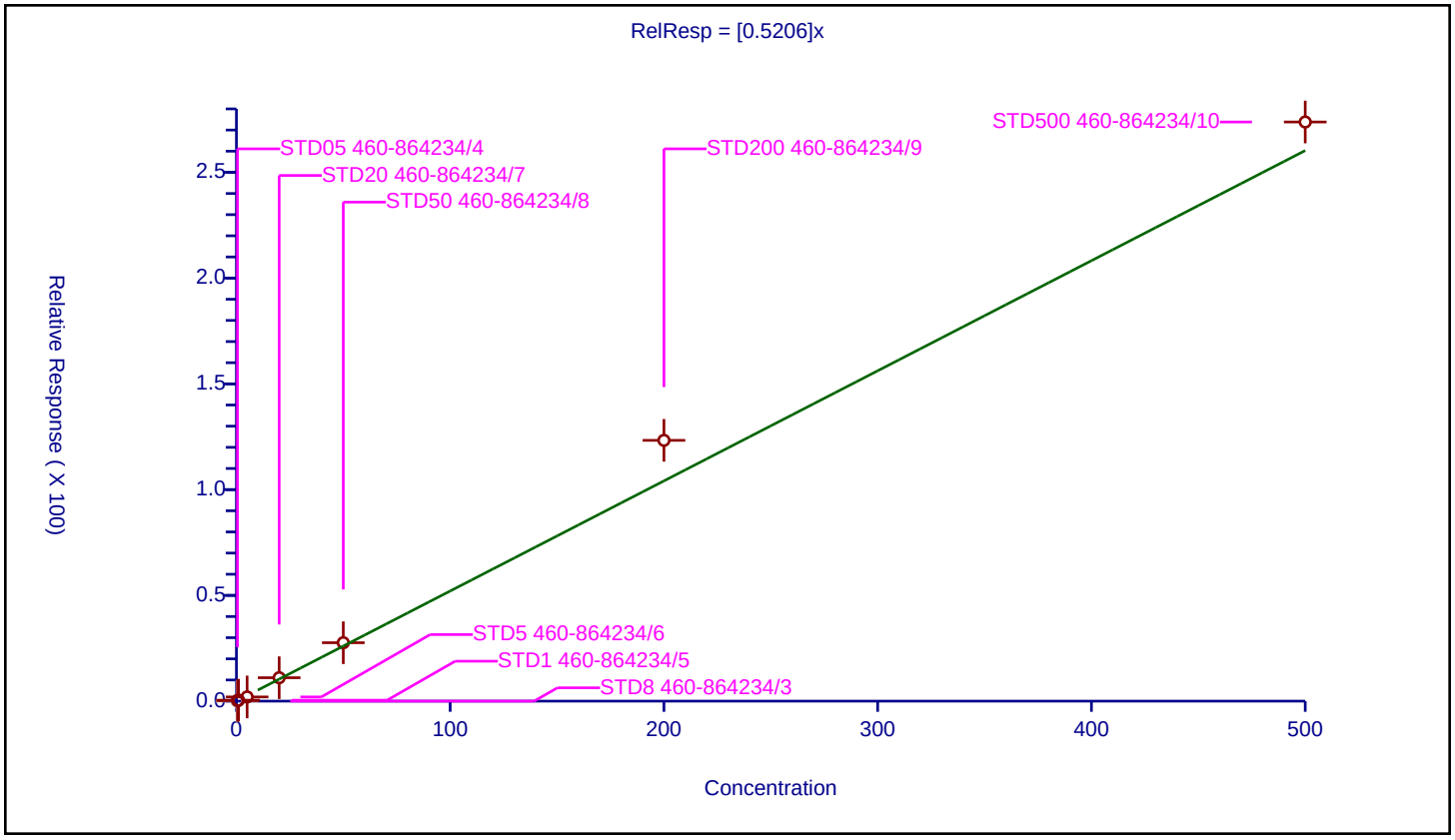

Curve Type:	Average
Weighting:	Conc_Sq
Origin:	Force
Dependency:	Response
Calib Mode:	ISTD
Response Base:	AREA
RF Rounding:	0

Curve Coefficients

Intercept:	0
Slope:	0.09295

Error Coefficients

Standard Error:	216000
Relative Standard Error:	6.6
Correlation Coefficient:	0.999
Coefficient of Determination (Adjusted):	0.995

ID	Level	Concentration	Rel. Resp.	IS Amount	IS Response	RRF	Used
1	STD8 460-864234/3	0.0	0.0	50.0	552455.0	NaN	N
2	STD05 460-864234/4	0.5	0.04929	50.0	553861.0	0.098581	Y
3	STD1 460-864234/5	1.0	0.092365	50.0	505061.0	0.092365	Y
4	STD5 460-864234/6	5.0	0.433228	50.0	522011.0	0.086646	Y
5	STD20 460-864234/7	20.0	1.953097	50.0	503764.0	0.097655	Y
6	STD50 460-864234/8	50.0	5.047473	50.0	502499.0	0.100949	Y
7	STD200 460-864234/9	200.0	17.401271	50.0	527404.0	0.087006	Y
8	STD500 460-864234/10	500.0	43.740986	50.0	563020.0	0.087482	Y

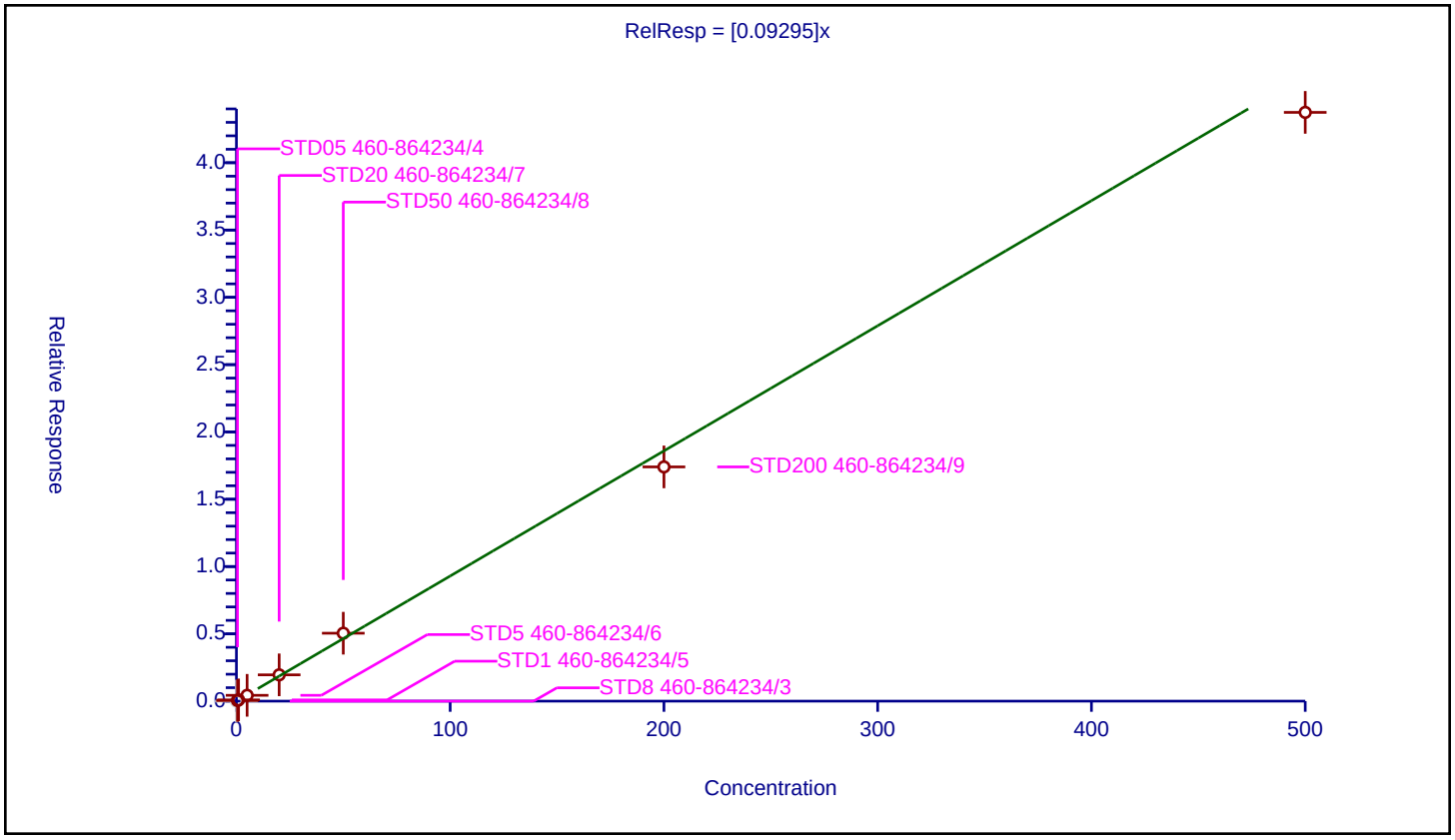

Curve Type:	Average
Weighting:	Conc_Sq
Origin:	Force
Dependency:	Response
Calib Mode:	ISTD
Response Base:	AREA
RF Rounding:	0

Curve Coefficients

Intercept:	0
Slope:	0.7717

Error Coefficients

Standard Error:	1770000
Relative Standard Error:	7.2
Correlation Coefficient:	0.999
Coefficient of Determination (Adjusted):	0.994

ID	Level	Concentration	Rel. Resp.	IS Amount	IS Response	RRF	Used
1	STD8 460-864234/3	0.25	0.0	50.0	552455.0	0.0	N
2	STD05 460-864234/4	0.5	0.344581	50.0	553861.0	0.689162	Y
3	STD1 460-864234/5	1.0	0.833068	50.0	505061.0	0.833068	Y
4	STD5 460-864234/6	5.0	4.042635	50.0	522011.0	0.808527	Y
5	STD20 460-864234/7	20.0	16.201634	50.0	503764.0	0.810082	Y
6	STD50 460-864234/8	50.0	37.707438	50.0	502499.0	0.754149	Y
7	STD200 460-864234/9	200.0	159.763483	50.0	527404.0	0.798817	Y
8	STD500 460-864234/10	500.0	354.061223	50.0	563020.0	0.708122	Y

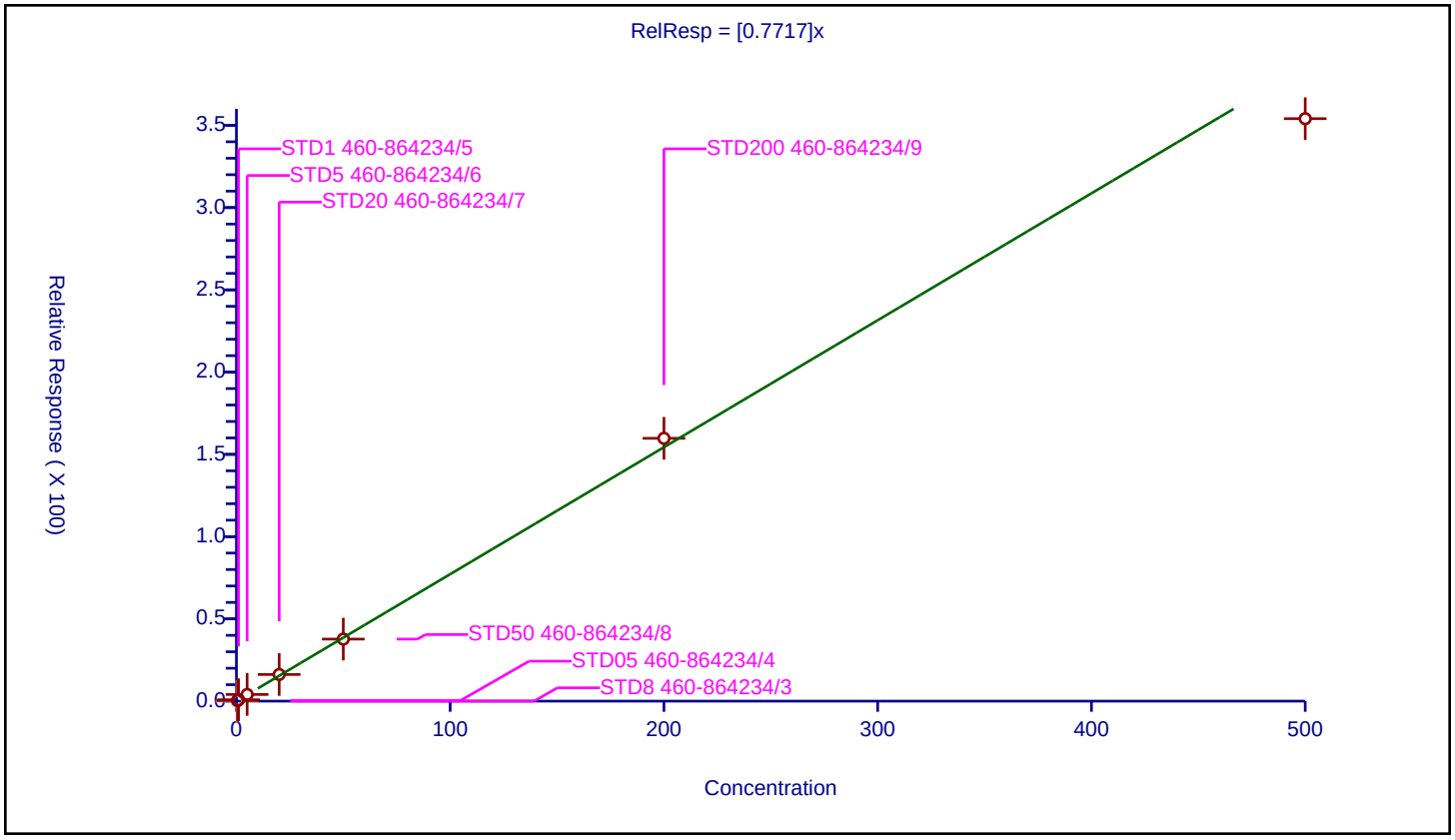

Calibration / Vinyl chloride

Curve Type:	Average
Weighting:	Conc_Sq
Origin:	Force
Dependency:	Response
Calib Mode:	ISTD
Response Base:	AREA
RF Rounding:	0

Curve Coefficients

Intercept:	0
Slope:	0.5722

Error Coefficients

Standard Error:	1270000
Relative Standard Error:	6.5
Correlation Coefficient:	0.999
Coefficient of Determination (Adjusted):	0.995

ID	Level	Concentration	Rel. Resp.	IS Amount	IS Response	RRF	Used
1	STD8 460-864234/3	0.25	0.0	50.0	552455.0	0.0	N
2	STD05 460-864234/4	0.5	0.280215	50.0	553861.0	0.560429	Y
3	STD1 460-864234/5	1.0	0.626657	50.0	505061.0	0.626657	Y
4	STD5 460-864234/6	5.0	2.88107	50.0	522011.0	0.576214	Y
5	STD20 460-864234/7	20.0	11.785479	50.0	503764.0	0.589274	Y
6	STD50 460-864234/8	50.0	27.935379	50.0	502499.0	0.558708	Y
7	STD200 460-864234/9	200.0	117.587561	50.0	527404.0	0.587938	Y
8	STD500 460-864234/10	500.0	253.073514	50.0	563020.0	0.506147	Y

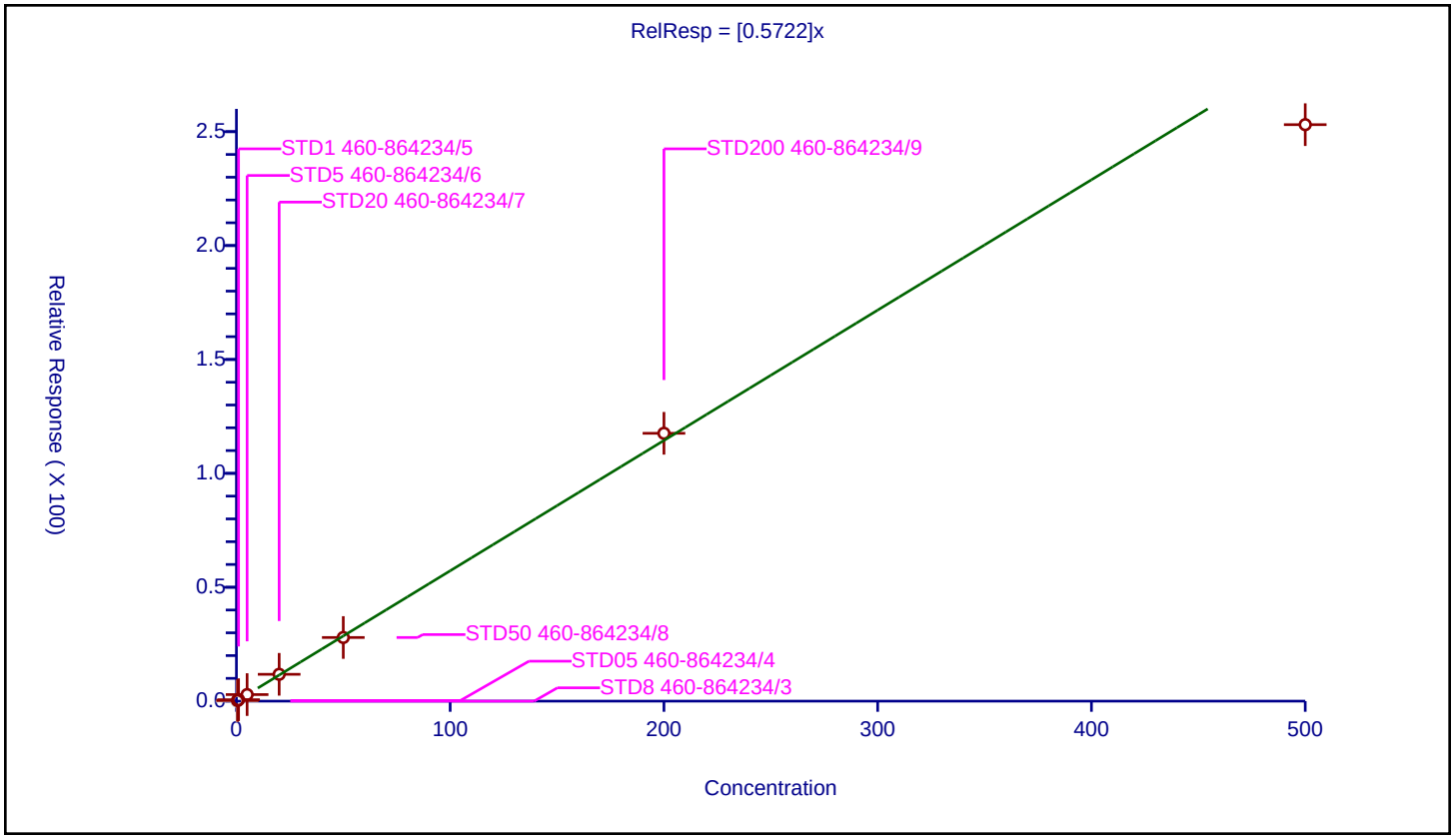

Curve Type:	Average
Weighting:	Conc_Sq
Origin:	Force
Dependency:	Response
Calib Mode:	ISTD
Response Base:	AREA
RF Rounding:	0

Curve Coefficients

Intercept:	0
Slope:	0.5972

Error Coefficients

Standard Error:	1170000
Relative Standard Error:	11.6
Correlation Coefficient:	0.998
Coefficient of Determination (Adjusted):	0.981

ID	Level	Concentration	Rel. Resp.	IS Amount	IS Response	RRF	Used
1	STD8 460-864234/3	0.25	0.182458	50.0	552455.0	0.729833	Y
2	STD05 460-864234/4	0.5	0.274527	50.0	553861.0	0.549055	Y
3	STD1 460-864234/5	1.0	0.653881	50.0	505061.0	0.653881	Y
4	STD5 460-864234/6	5.0	2.855016	50.0	522011.0	0.571003	Y
5	STD20 460-864234/7	20.0	11.80662	50.0	503764.0	0.590331	Y
6	STD50 460-864234/8	50.0	29.268615	50.0	502499.0	0.585372	Y
7	STD200 460-864234/9	200.0	119.662251	50.0	527404.0	0.598311	Y
8	STD500 460-864234/10	500.0	249.935171	50.0	563020.0	0.49987	Y

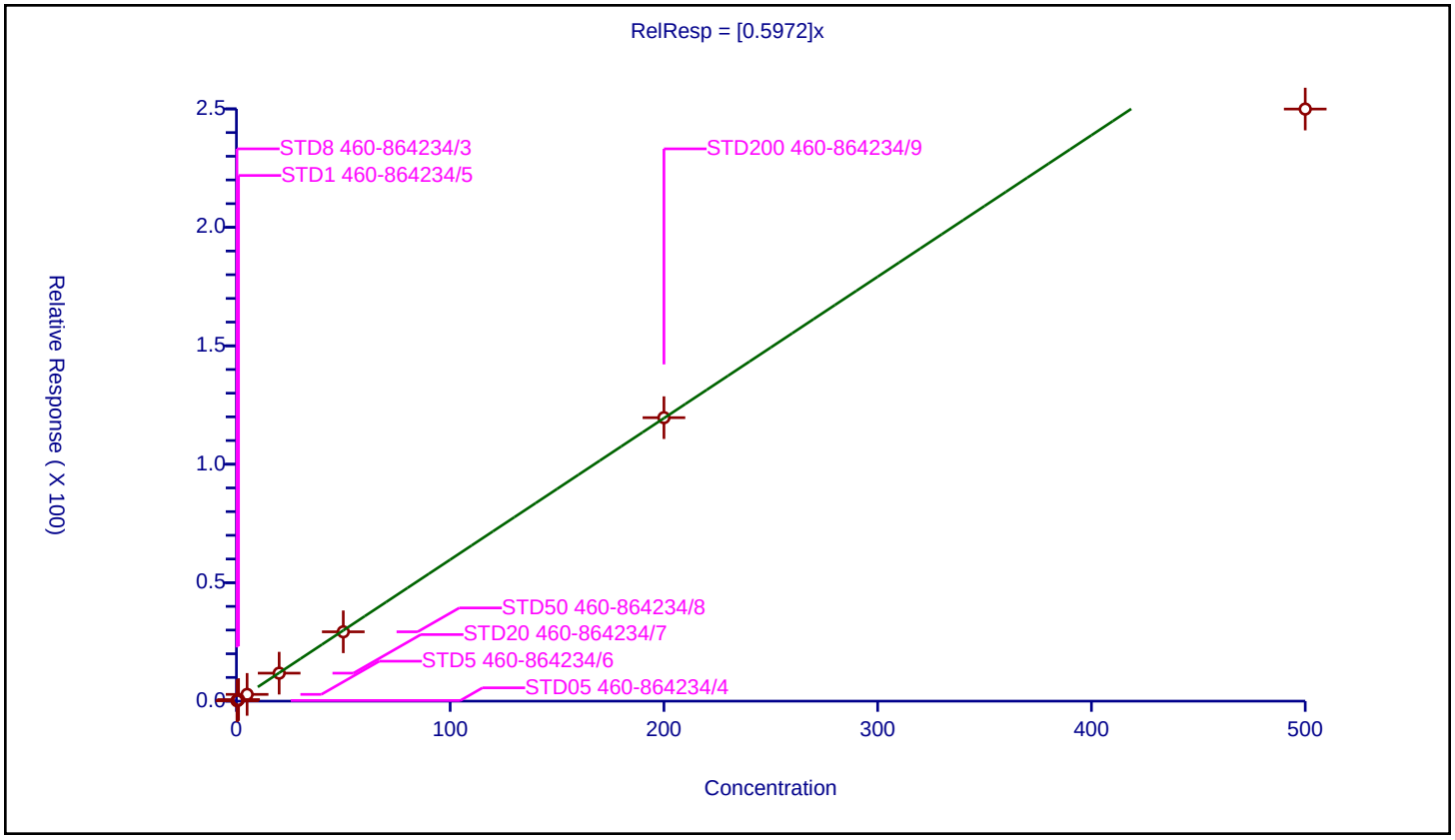

Curve Type:	Average
Weighting:	Conc_Sq
Origin:	Force
Dependency:	Response
Calib Mode:	ISTD
Response Base:	AREA
RF Rounding:	0

Curve Coefficients

Intercept:	0
Slope:	2.958

Error Coefficients

Standard Error:	804000
Relative Standard Error:	14.1
Correlation Coefficient:	0.998
Coefficient of Determination (Adjusted):	0.977

ID	Level	Concentration	Rel. Resp.	IS Amount	IS Response	RRF	Used
1	STD8 460-864234/3	0.25	0.0	250.0	311233.0	0.0	N
2	STD05 460-864234/4	0.5	1.330173	250.0	313493.0	2.660346	Y
3	STD1 460-864234/5	1.0	2.911852	250.0	290966.0	2.911852	Y
4	STD5 460-864234/6	5.0	16.586255	250.0	308207.0	3.317251	Y
5	STD20 460-864234/7	20.0	68.016978	250.0	295327.0	3.400849	Y
6	STD50 460-864234/8	50.0	155.764559	250.0	298826.0	3.115291	Y
7	STD200 460-864234/9	200.0	620.878195	250.0	320612.0	3.104391	Y
8	STD500 460-864234/10	500.0	1099.645332	250.0	407282.0	2.199291	Y

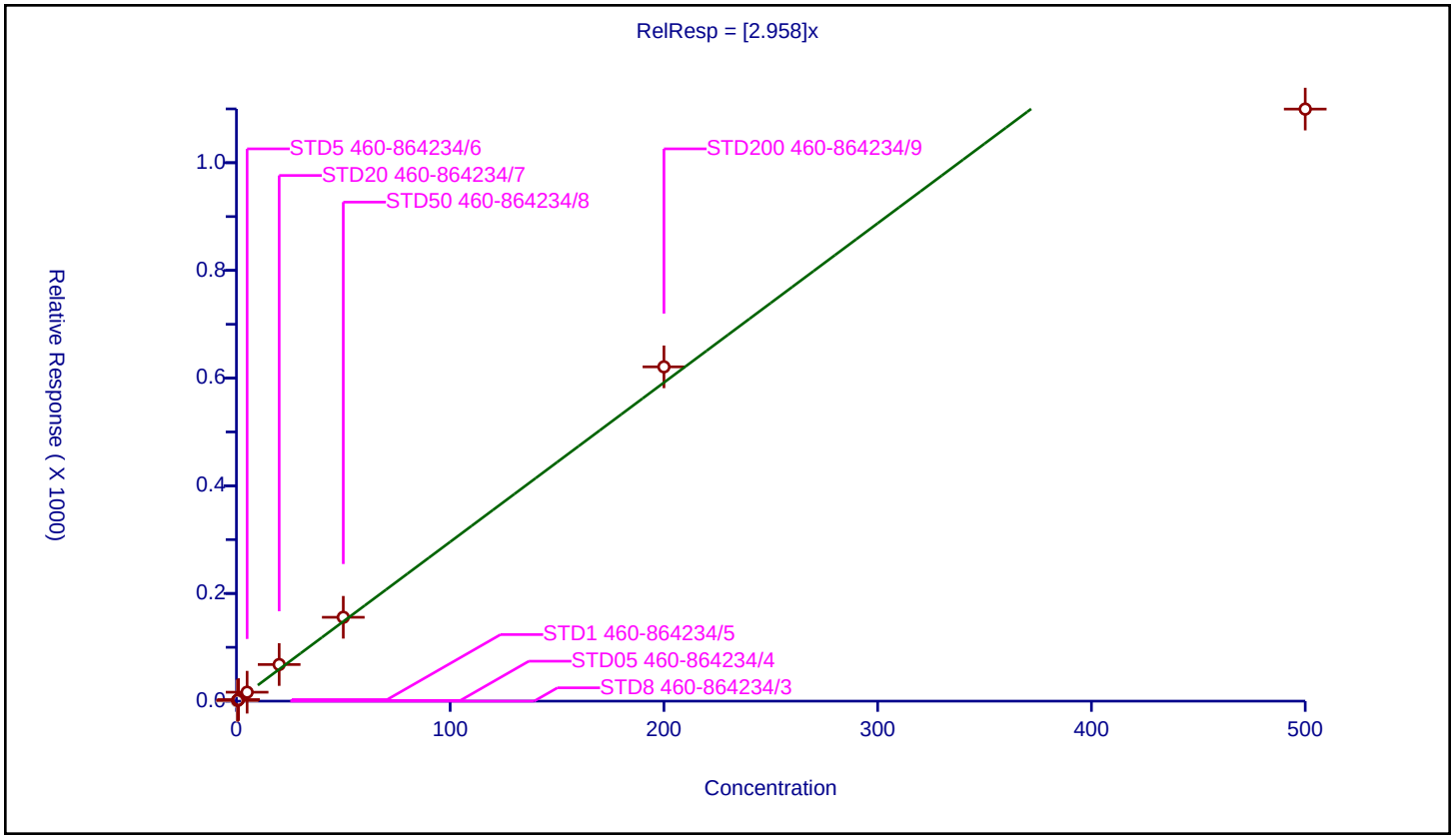

Curve Type:	Average
Weighting:	Conc_Sq
Origin:	Force
Dependency:	Response
Calib Mode:	ISTD
Response Base:	AREA
RF Rounding:	0

Curve Coefficients

Intercept:	0
Slope:	3.269

Error Coefficients

Standard Error:	344000
Relative Standard Error:	10.9
Correlation Coefficient:	1.000
Coefficient of Determination (Adjusted):	0.982

ID	Level	Concentration	Rel. Resp.	IS Amount	IS Response	RRF	Used
1	STD8 460-864234/3	0.25	0.0	250.0	311233.0	0.0	N
2	STD05 460-864234/4	0.5	1.848526	250.0	313493.0	3.697052	Y
3	STD1 460-864234/5	1.0	3.720366	250.0	290966.0	3.720366	Y
4	STD5 460-864234/6	5.0	15.828648	250.0	308207.0	3.16573	Y
5	STD20 460-864234/7	20.0	63.546509	250.0	295327.0	3.177325	Y
6	STD50 460-864234/8	50.0	147.436133	250.0	298826.0	2.948723	Y
7	STD200 460-864234/9	200.0	581.24462	250.0	320612.0	2.906223	Y
8	STD500 460-864234/10	500.0	1005.229792	250.0	407282.0	2.01046	N

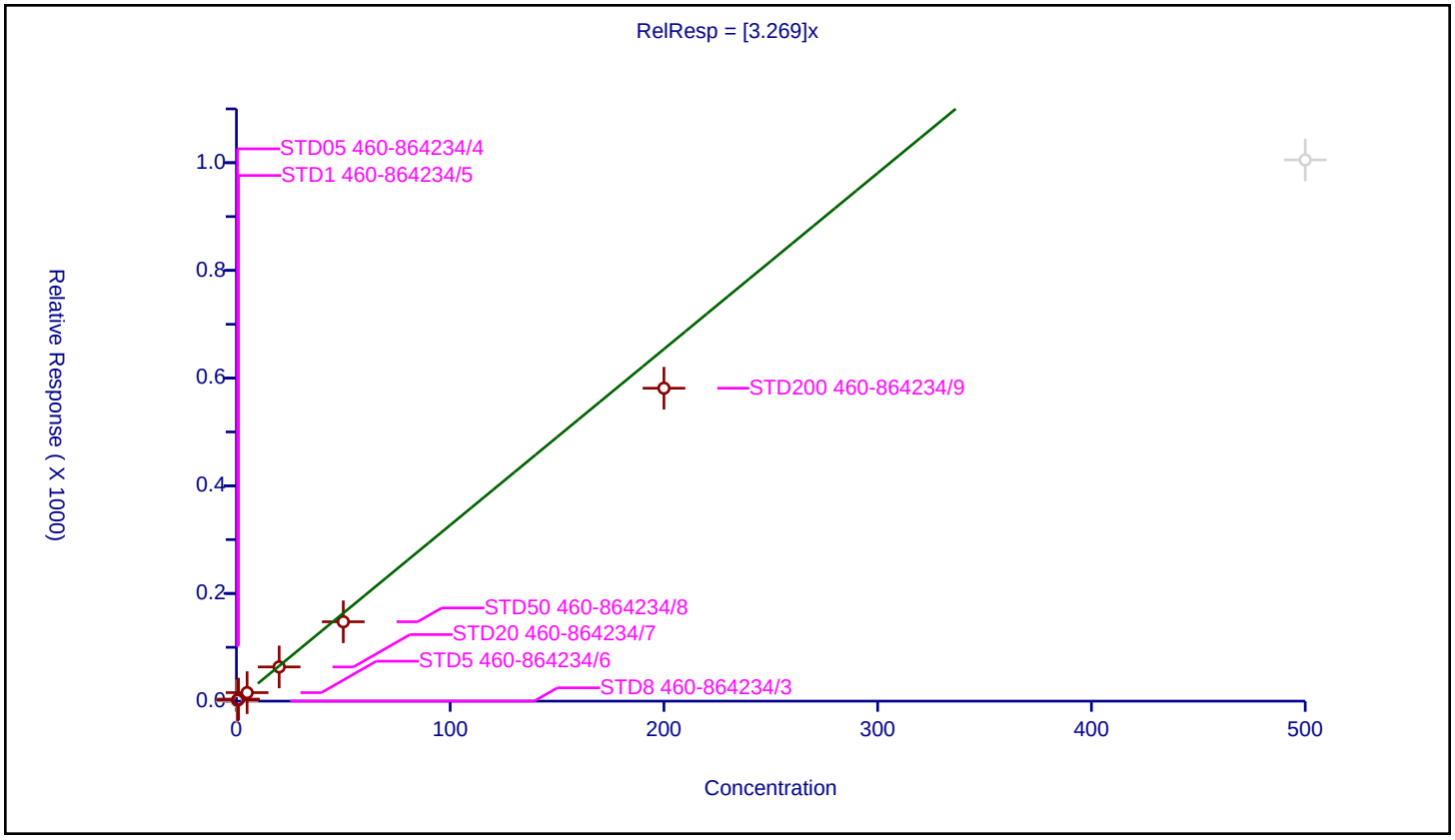

Calibration / Pentane

Curve Type:	Average
Weighting:	Conc_Sq
Origin:	Force
Dependency:	Response
Calib Mode:	ISTD
Response Base:	AREA
RF Rounding:	0

Curve Coefficients

Intercept:	0
Slope:	0.06907

Error Coefficients

Standard Error:	281000
Relative Standard Error:	17.9
Correlation Coefficient:	0.997
Coefficient of Determination (Adjusted):	0.956

ID	Level	Concentration	Rel. Resp.	IS Amount	IS Response	RRF	Used
1	STD8 460-864234/3	0.0	0.0	50.0	552455.0	NaN	N
2	STD05 460-864234/4	1.0	0.076644	50.0	553861.0	0.076644	Y
3	STD1 460-864234/5	2.0	0.183938	50.0	505061.0	0.091969	Y
4	STD5 460-864234/6	10.0	0.578915	50.0	522011.0	0.057892	Y
5	STD20 460-864234/7	40.0	2.609853	50.0	503764.0	0.065246	Y
6	STD50 460-864234/8	100.0	6.951357	50.0	502499.0	0.069514	Y
7	STD200 460-864234/9	400.0	26.737947	50.0	527404.0	0.066845	Y
8	STD500 460-864234/10	1000.0	55.411442	50.0	563020.0	0.055411	Y

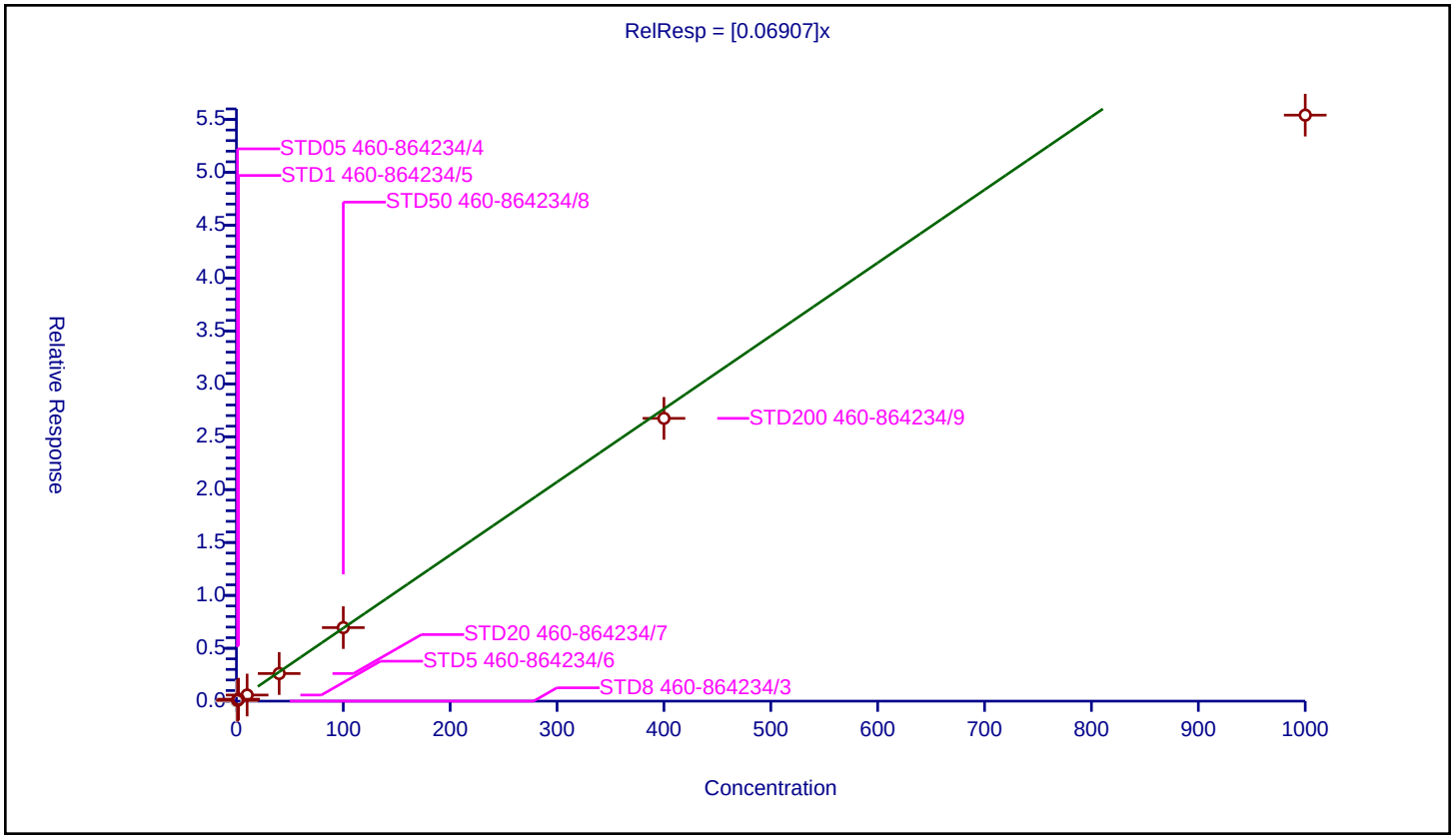

Curve Type:	Average
Weighting:	Conc_Sq
Origin:	Force
Dependency:	Response
Calib Mode:	ISTD
Response Base:	AREA
RF Rounding:	0

Curve Coefficients

Intercept:	0
Slope:	0.9299

Error Coefficients

Standard Error:	2190000
Relative Standard Error:	6.8
Correlation Coefficient:	1.000
Coefficient of Determination (Adjusted):	0.995

ID	Level	Concentration	Rel. Resp.	IS Amount	IS Response	RRF	Used
1	STD8 460-864234/3	0.25	0.0	50.0	552455.0	0.0	N
2	STD05 460-864234/4	0.5	0.404975	50.0	553861.0	0.809951	Y
3	STD1 460-864234/5	1.0	0.941668	50.0	505061.0	0.941668	Y
4	STD5 460-864234/6	5.0	4.847695	50.0	522011.0	0.969539	Y
5	STD20 460-864234/7	20.0	19.637668	50.0	503764.0	0.981883	Y
6	STD50 460-864234/8	50.0	48.006563	50.0	502499.0	0.960131	Y
7	STD200 460-864234/9	200.0	193.684253	50.0	527404.0	0.968421	Y
8	STD500 460-864234/10	500.0	438.849419	50.0	563020.0	0.877699	Y

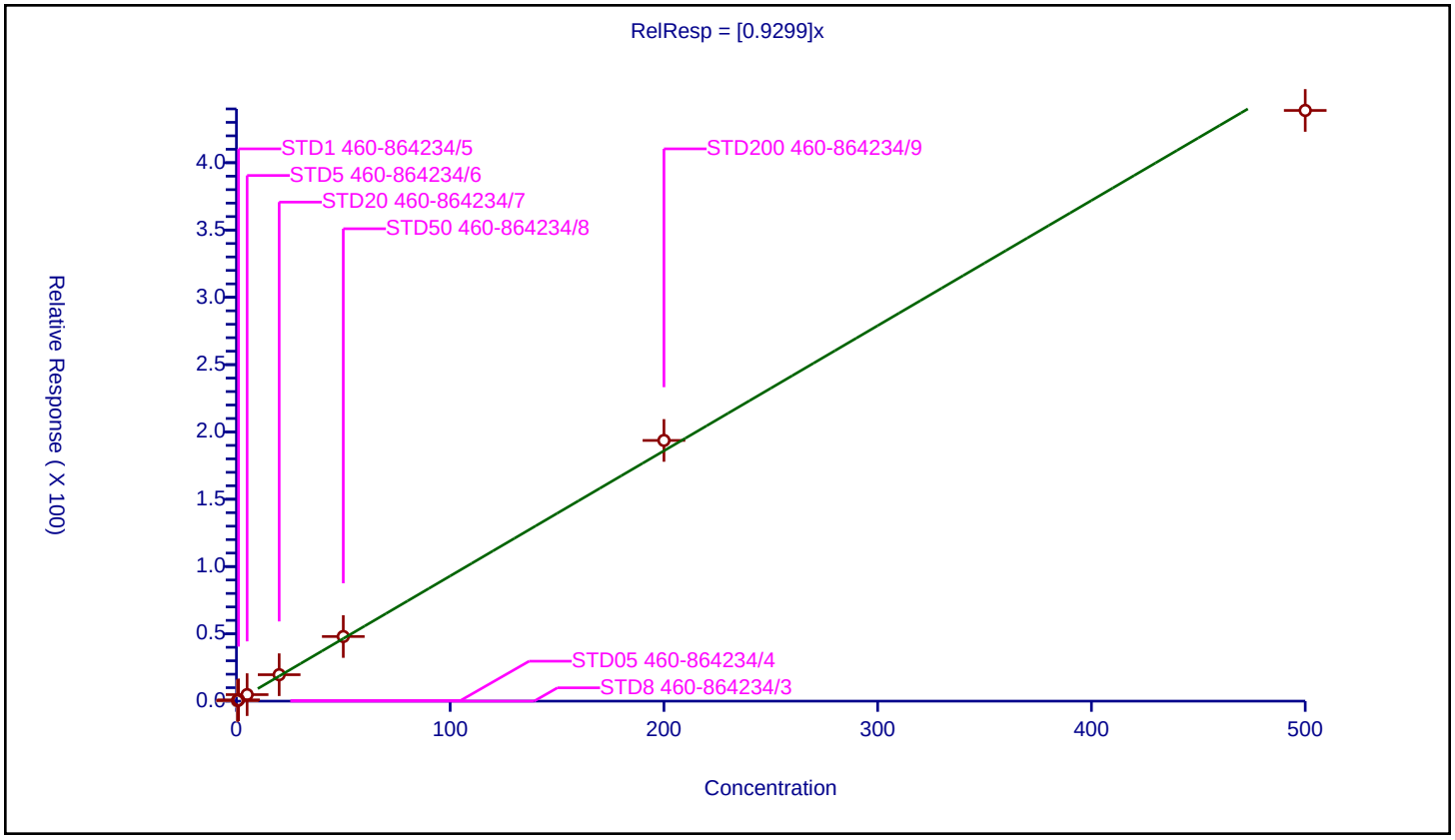

Curve Type:	Average
Weighting:	Conc_Sq
Origin:	Force
Dependency:	Response
Calib Mode:	ISTD
Response Base:	AREA
RF Rounding:	0

Curve Coefficients

Intercept:	0
Slope:	0.6273

Error Coefficients

Standard Error:	1440000
Relative Standard Error:	5.1
Correlation Coefficient:	0.999
Coefficient of Determination (Adjusted):	0.997

ID	Level	Concentration	Rel. Resp.	IS Amount	IS Response	RRF	Used
1	STD8 460-864234/3	0.25	0.0	50.0	552455.0	0.0	N
2	STD05 460-864234/4	0.5	0.33104	50.0	553861.0	0.662079	Y
3	STD1 460-864234/5	1.0	0.651307	50.0	505061.0	0.651307	Y
4	STD5 460-864234/6	5.0	2.977236	50.0	522011.0	0.595447	Y
5	STD20 460-864234/7	20.0	12.616821	50.0	503764.0	0.630841	Y
6	STD50 460-864234/8	50.0	31.438371	50.0	502499.0	0.628767	Y
7	STD200 460-864234/9	200.0	129.805424	50.0	527404.0	0.649027	Y
8	STD500 460-864234/10	500.0	286.898334	50.0	563020.0	0.573797	Y

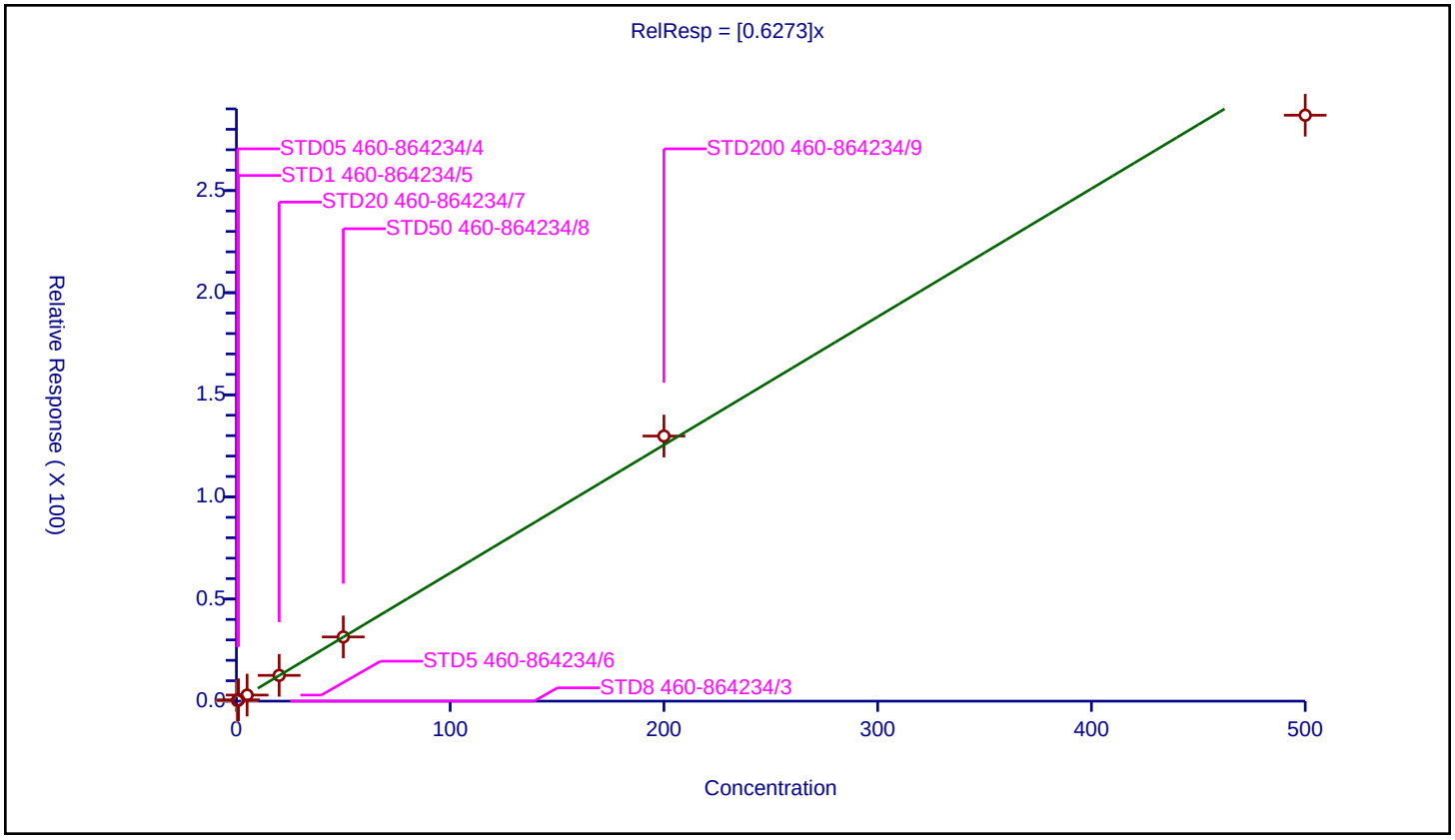

Calibration / Ethanol

Curve Type:	Average
Weighting:	Conc_Sq
Origin:	Force
Dependency:	Response
Calib Mode:	ISTD
Response Base:	AREA
RF Rounding:	0

Curve Coefficients

Intercept:	0
Slope:	0.2481

Error Coefficients

Standard Error:	122000
Relative Standard Error:	18.8
Correlation Coefficient:	0.982
Coefficient of Determination (Adjusted):	0.952

ID	Level	Concentration	Rel. Resp.	IS Amount	IS Response	RRF	Used
1	STD8 460-864234/3	0.0	0.0	1000.0	43331.0	NaN	N
2	STD05 460-864234/4	20.0	0.0	1000.0	41672.0	0.0	N
3	STD1 460-864234/5	40.0	13.532333	1000.0	38057.0	0.338308	Y
4	STD5 460-864234/6	200.0	42.017618	1000.0	41435.0	0.210088	Y
5	STD20 460-864234/7	800.0	196.851154	1000.0	41412.0	0.246064	Y
6	STD50 460-864234/8	2000.0	430.635767	1000.0	40345.0	0.215318	Y
7	STD200 460-864234/9	8000.0	1870.61656	1000.0	38212.0	0.233827	Y
8	STD500 460-864234/10	20000.0	4905.270071	1000.0	54819.0	0.245264	Y

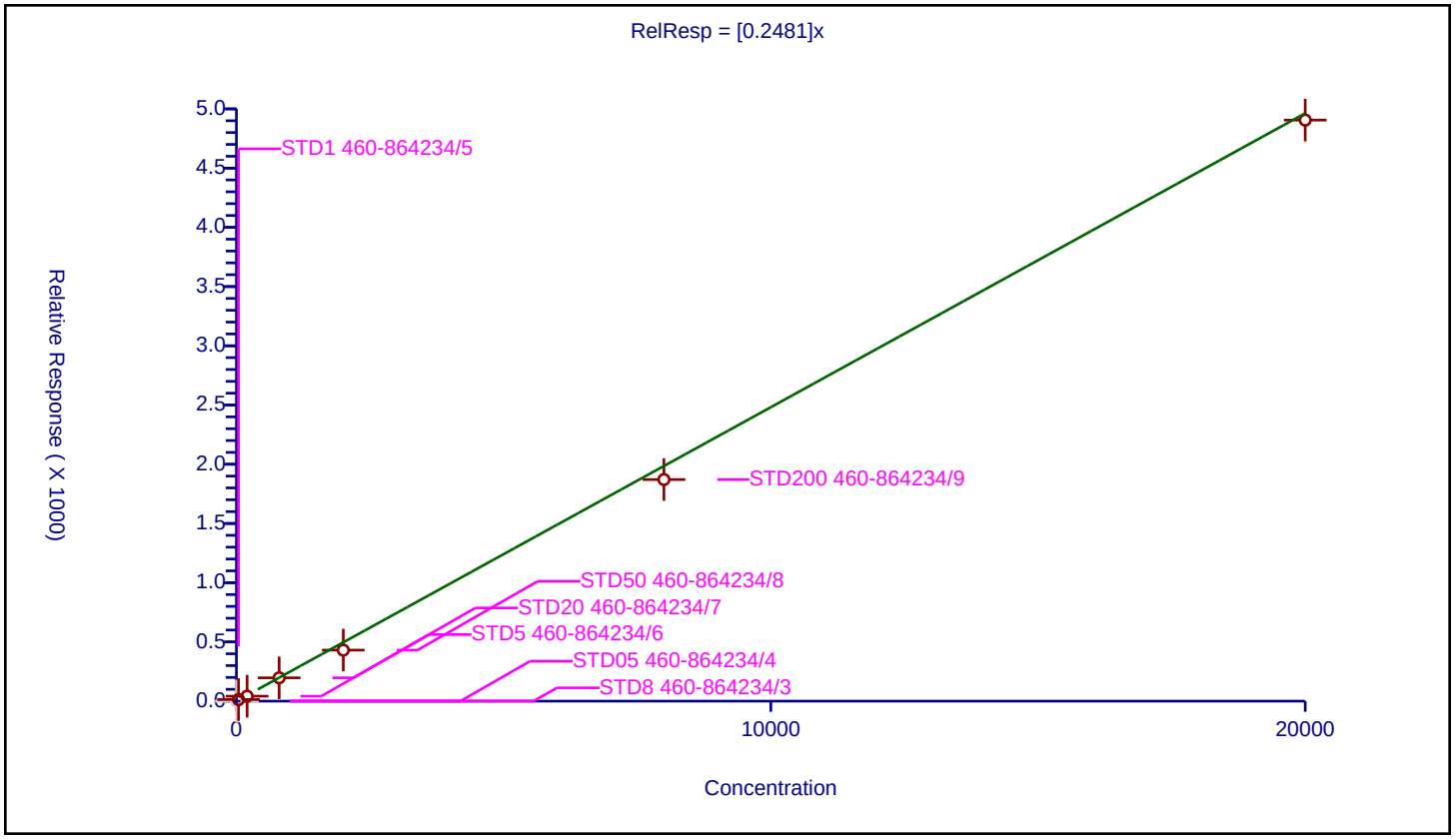

Calibration / Ethyl ether

Curve Type:	Average
Weighting:	Conc_Sq
Origin:	Force
Dependency:	Response
Calib Mode:	ISTD
Response Base:	AREA
RF Rounding:	0

Curve Coefficients

Intercept:	0
Slope:	0.2626

Error Coefficients

Standard Error:	576000
Relative Standard Error:	8.8
Correlation Coefficient:	1.000
Coefficient of Determination (Adjusted):	0.990

ID	Level	Concentration	Rel. Resp.	IS Amount	IS Response	RRF	Used
1	STD8 460-864234/3	0.0	0.0	50.0	552455.0	NaN	N
2	STD05 460-864234/4	0.5	0.142093	50.0	553861.0	0.284187	Y
3	STD1 460-864234/5	1.0	0.296796	50.0	505061.0	0.296796	Y
4	STD5 460-864234/6	5.0	1.312137	50.0	522011.0	0.262427	Y
5	STD20 460-864234/7	20.0	5.384962	50.0	503764.0	0.269248	Y
6	STD50 460-864234/8	50.0	12.715946	50.0	502499.0	0.254319	Y
7	STD200 460-864234/9	200.0	47.706407	50.0	527404.0	0.238532	Y
8	STD500 460-864234/10	500.0	116.506074	50.0	563020.0	0.233012	Y

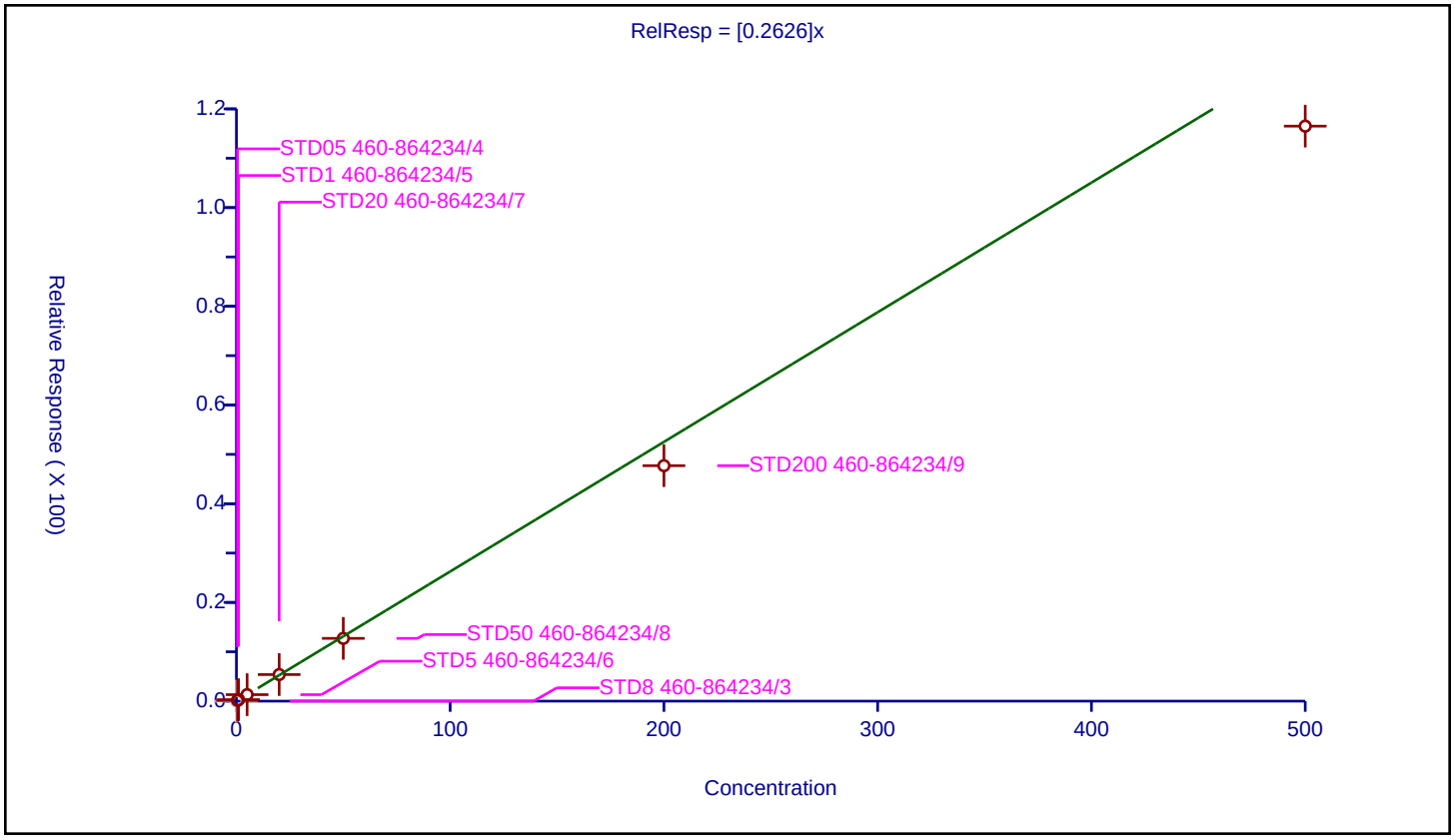

Calibration / 2-Methyl-1,3-butadiene

Curve Type:	Average
Weighting:	Conc_Sq
Origin:	Force
Dependency:	Response
Calib Mode:	ISTD
Response Base:	AREA
RF Rounding:	0

Curve Coefficients

Intercept:	0
Slope:	0.3817

Error Coefficients

Standard Error:	880000
Relative Standard Error:	5.7
Correlation Coefficient:	0.999
Coefficient of Determination (Adjusted):	0.996

ID	Level	Concentration	Rel. Resp.	IS Amount	IS Response	RRF	Used
1	STD8 460-864234/3	0.0	0.0	50.0	552455.0	NaN	N
2	STD05 460-864234/4	0.5	0.182898	50.0	553861.0	0.365796	Y
3	STD1 460-864234/5	1.0	0.373816	50.0	505061.0	0.373816	Y
4	STD5 460-864234/6	5.0	1.910592	50.0	522011.0	0.382118	Y
5	STD20 460-864234/7	20.0	7.688124	50.0	503764.0	0.384406	Y
6	STD50 460-864234/8	50.0	20.761434	50.0	502499.0	0.415229	Y
7	STD200 460-864234/9	200.0	80.149373	50.0	527404.0	0.400747	Y
8	STD500 460-864234/10	500.0	174.911104	50.0	563020.0	0.349822	Y

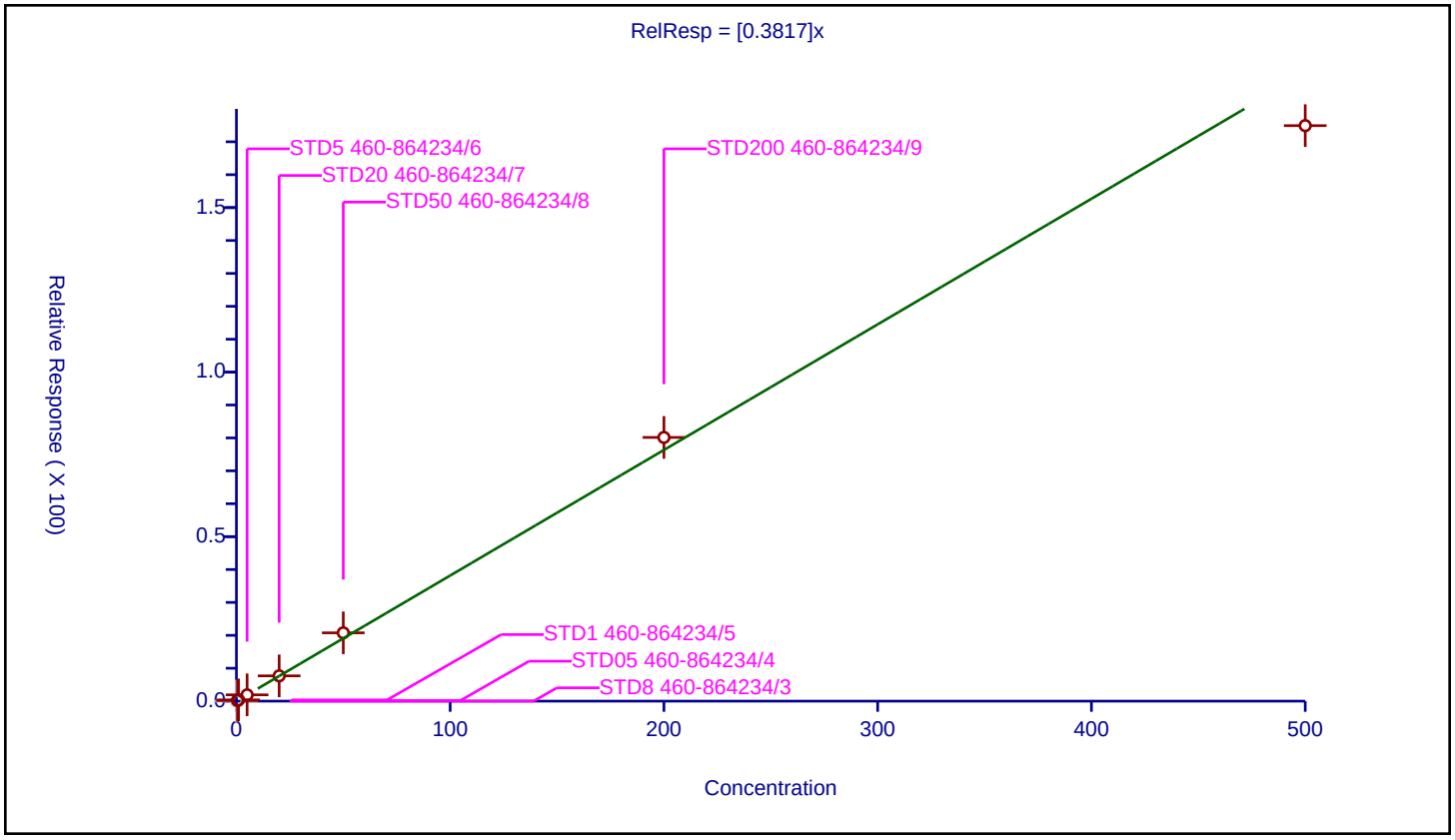

Curve Type:	Average
Weighting:	Conc_Sq
Origin:	Force
Dependency:	Response
Calib Mode:	ISTD
Response Base:	AREA
RF Rounding:	0

Curve Coefficients

Intercept:	0
Slope:	0.3606

Error Coefficients

Standard Error:	810000
Relative Standard Error:	9.4
Correlation Coefficient:	0.999
Coefficient of Determination (Adjusted):	0.988

ID	Level	Concentration	Rel. Resp.	IS Amount	IS Response	RRF	Used
1	STD8 460-864234/3	0.0	0.0	50.0	552455.0	NaN	N
2	STD05 460-864234/4	0.5	0.20971	50.0	553861.0	0.419419	Y
3	STD1 460-864234/5	1.0	0.355799	50.0	505061.0	0.355799	Y
4	STD5 460-864234/6	5.0	1.699389	50.0	522011.0	0.339878	Y
5	STD20 460-864234/7	20.0	7.527136	50.0	503764.0	0.376357	Y
6	STD50 460-864234/8	50.0	18.989093	50.0	502499.0	0.379782	Y
7	STD200 460-864234/9	200.0	64.738038	50.0	527404.0	0.32369	Y
8	STD500 460-864234/10	500.0	164.478349	50.0	563020.0	0.328957	Y

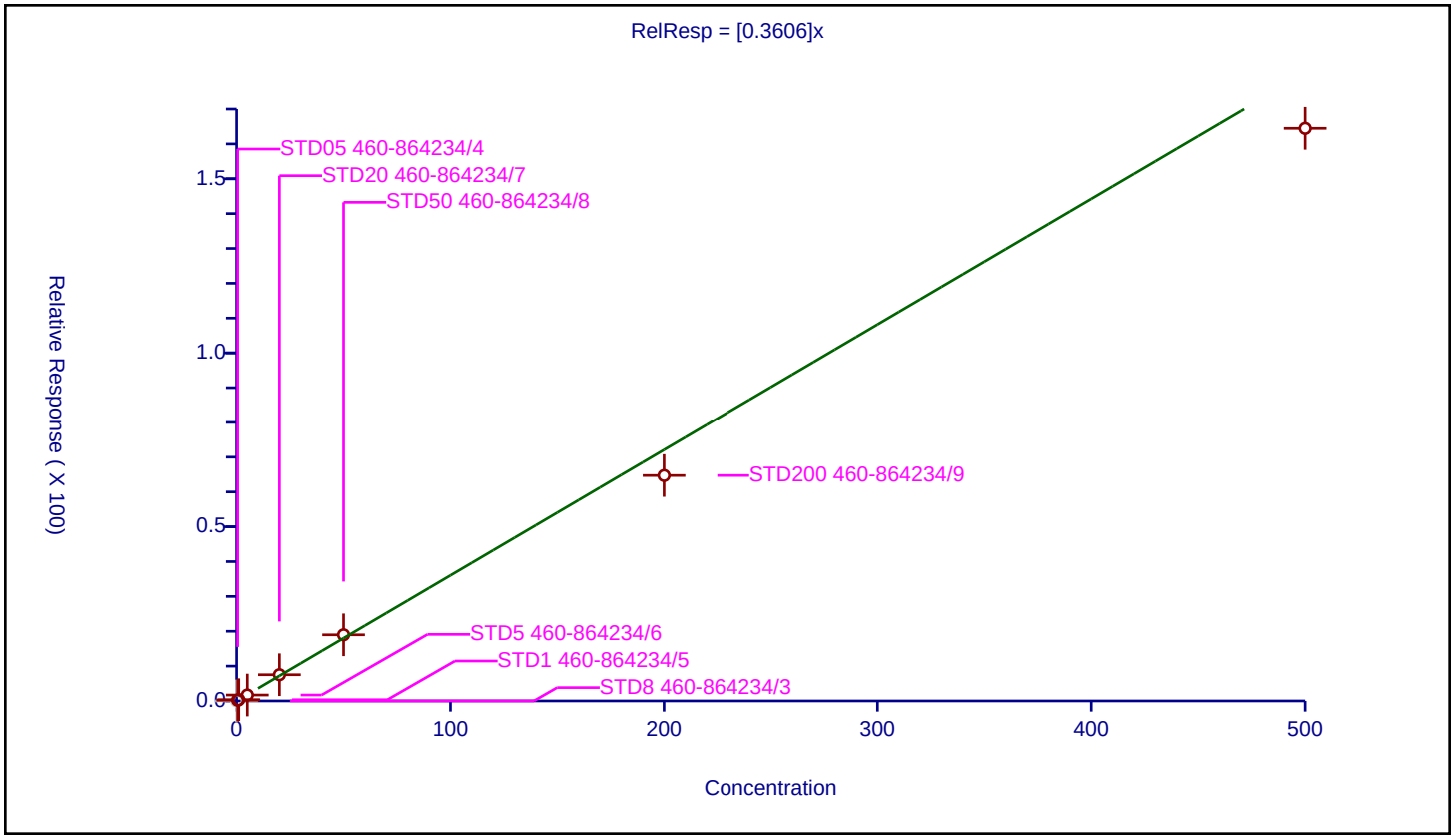

Curve Type:	Average
Weighting:	Conc_Sq
Origin:	Force
Dependency:	Response
Calib Mode:	ISTD
Response Base:	AREA
RF Rounding:	0

Curve Coefficients

Intercept:	0
Slope:	0.5954

Error Coefficients

Standard Error:	1390000
Relative Standard Error:	7.0
Correlation Coefficient:	0.999
Coefficient of Determination (Adjusted):	0.994

ID	Level	Concentration	Rel. Resp.	IS Amount	IS Response	RRF	Used
1	STD8 460-864234/3	0.0	0.0	50.0	552455.0	NaN	N
2	STD05 460-864234/4	0.5	0.308922	50.0	553861.0	0.617845	Y
3	STD1 460-864234/5	1.0	0.560328	50.0	505061.0	0.560328	Y
4	STD5 460-864234/6	5.0	2.841703	50.0	522011.0	0.568341	Y
5	STD20 460-864234/7	20.0	12.834879	50.0	503764.0	0.641744	Y
6	STD50 460-864234/8	50.0	32.768722	50.0	502499.0	0.655374	Y
7	STD200 460-864234/9	200.0	112.049302	50.0	527404.0	0.560247	Y
8	STD500 460-864234/10	500.0	282.11298	50.0	563020.0	0.564226	Y

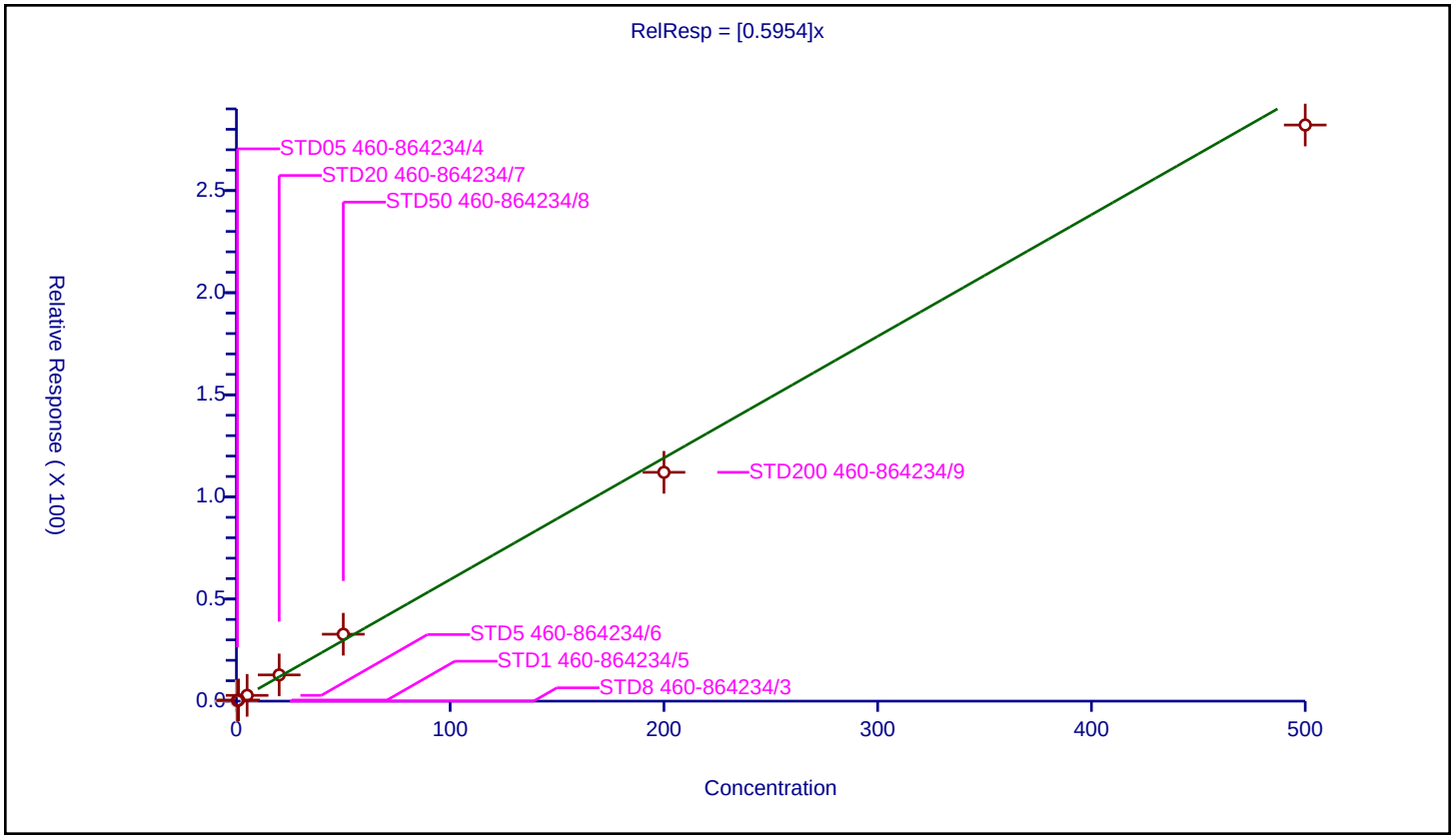

Calibration / Acrolein

Curve Type:	Quadratic
Weighting:	None
Origin:	Force
Dependency:	Response
Calib Mode:	ISTD
Response Base:	AREA
RF Rounding:	0

Curve Coefficients

Intercept:	0
Slope:	0.02464
Second Order:	5.75E-06

Error Coefficients

Standard Error:	60800
Relative Standard Error:	31.4
Correlation Coefficient:	0.999
Coefficient of Determination (Adjusted):	1.000

ID	Level	Concentration	Rel. Resp.	IS Amount	IS Response	RRF	Used
1	STD8 460-864234/3	0.0	0.0	50.0	552455.0	NaN	N
2	STD05 460-864234/4	2.0	0.021576	50.0	553861.0	0.010788	Y
3	STD1 460-864234/5	4.0	0.062666	50.0	505061.0	0.015666	Y
4	STD5 460-864234/6	20.0	0.416945	50.0	522011.0	0.020847	Y
5	STD20 460-864234/7	40.0	1.123939	50.0	503764.0	0.028098	Y
6	STD50 460-864234/8	100.0	2.416721	50.0	502499.0	0.024167	Y
7	STD200 460-864234/9	200.0	5.208057	50.0	527404.0	0.02604	Y
8	STD500 460-864234/10	400.0	10.770754	50.0	563020.0	0.026927	Y

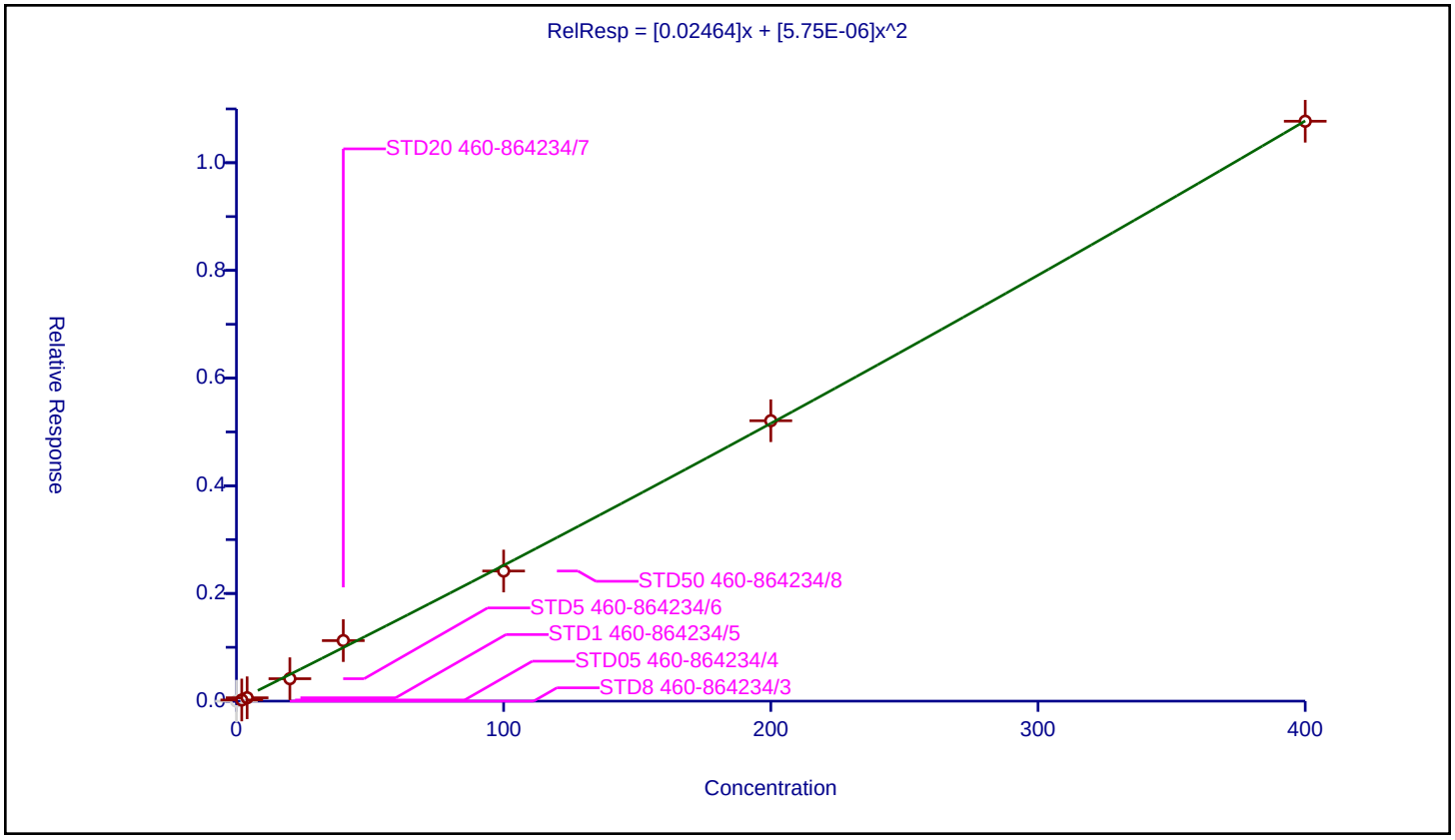

Calibration / 1,1,2-Trichloro-1,2,2-trifluoroethane

Curve Type:	Average
Weighting:	Conc_Sq
Origin:	Force
Dependency:	Response
Calib Mode:	ISTD
Response Base:	AREA
RF Rounding:	0

Curve Coefficients

Intercept:	0
Slope:	0.3936

Error Coefficients

Standard Error:	925000
Relative Standard Error:	7.3
Correlation Coefficient:	1.000
Coefficient of Determination (Adjusted):	0.993

ID	Level	Concentration	Rel. Resp.	IS Amount	IS Response	RRF	Used
1	STD8 460-864234/3	0.0	0.0	50.0	552455.0	NaN	N
2	STD05 460-864234/4	0.5	0.210612	50.0	553861.0	0.421225	Y
3	STD1 460-864234/5	1.0	0.426483	50.0	505061.0	0.426483	Y
4	STD5 460-864234/6	5.0	1.738756	50.0	522011.0	0.347751	Y
5	STD20 460-864234/7	20.0	7.788667	50.0	503764.0	0.389433	Y
6	STD50 460-864234/8	50.0	20.797056	50.0	502499.0	0.415941	Y
7	STD200 460-864234/9	200.0	76.122384	50.0	527404.0	0.380612	Y
8	STD500 460-864234/10	500.0	187.028614	50.0	563020.0	0.374057	Y

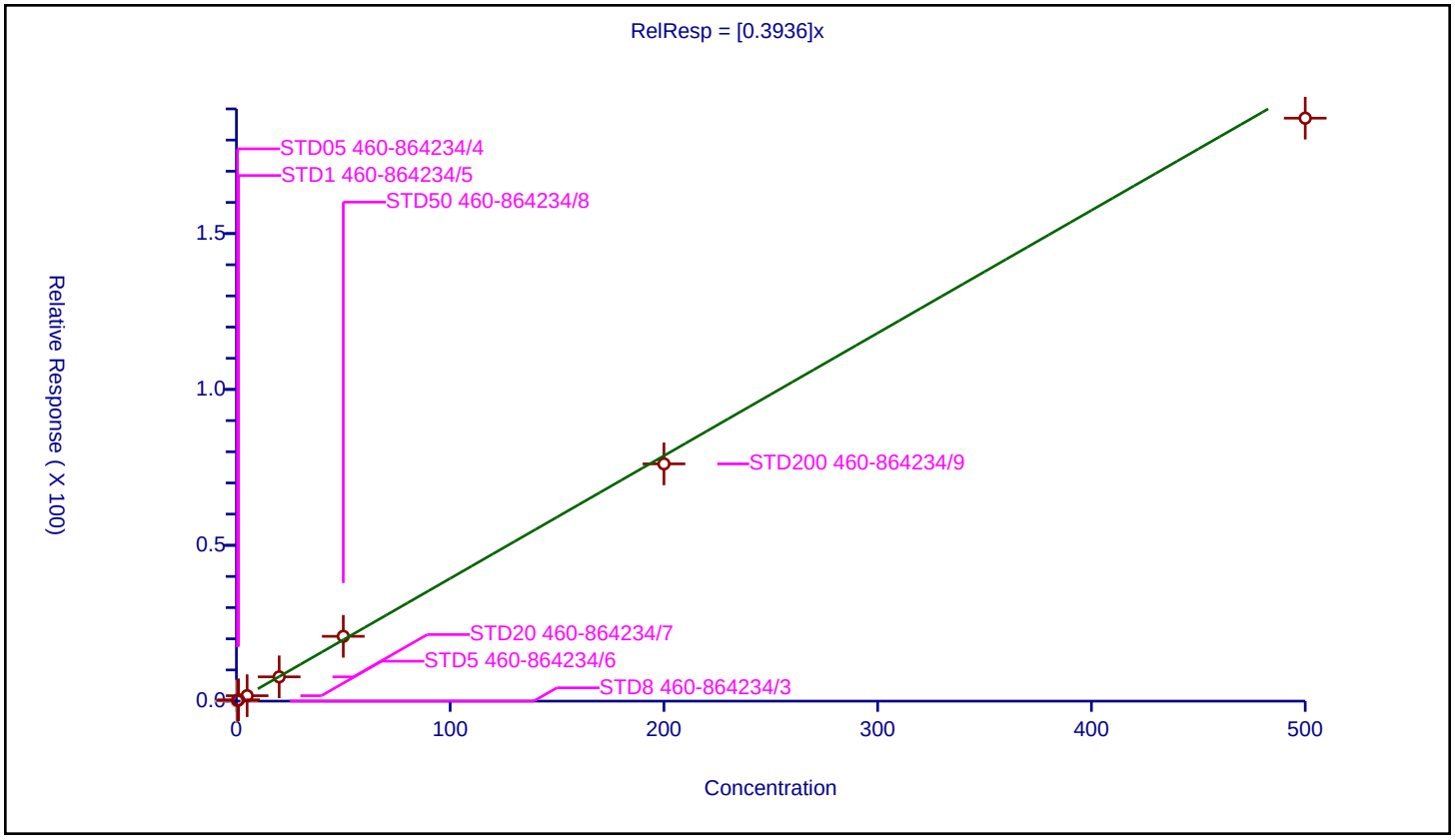

Calibration / 1,1-Dichloroethene

Curve Type:	Average
Weighting:	Conc_Sq
Origin:	Force
Dependency:	Response
Calib Mode:	ISTD
Response Base:	AREA
RF Rounding:	0

Curve Coefficients

Intercept:	0
Slope:	0.3867

Error Coefficients

Standard Error:	922000
Relative Standard Error:	2.6
Correlation Coefficient:	1.000
Coefficient of Determination (Adjusted):	0.999

ID	Level	Concentration	Rel. Resp.	IS Amount	IS Response	RRF	Used
1	STD8 460-864234/3	0.0	0.0	50.0	552455.0	NaN	N
2	STD05 460-864234/4	0.5	0.191925	50.0	553861.0	0.383851	Y
3	STD1 460-864234/5	1.0	0.392329	50.0	505061.0	0.392329	Y
4	STD5 460-864234/6	5.0	1.925151	50.0	522011.0	0.38503	Y
5	STD20 460-864234/7	20.0	7.893279	50.0	503764.0	0.394664	Y
6	STD50 460-864234/8	50.0	20.041532	50.0	502499.0	0.400831	Y
7	STD200 460-864234/9	200.0	75.335132	50.0	527404.0	0.376676	Y
8	STD500 460-864234/10	500.0	186.66868	50.0	563020.0	0.373337	Y

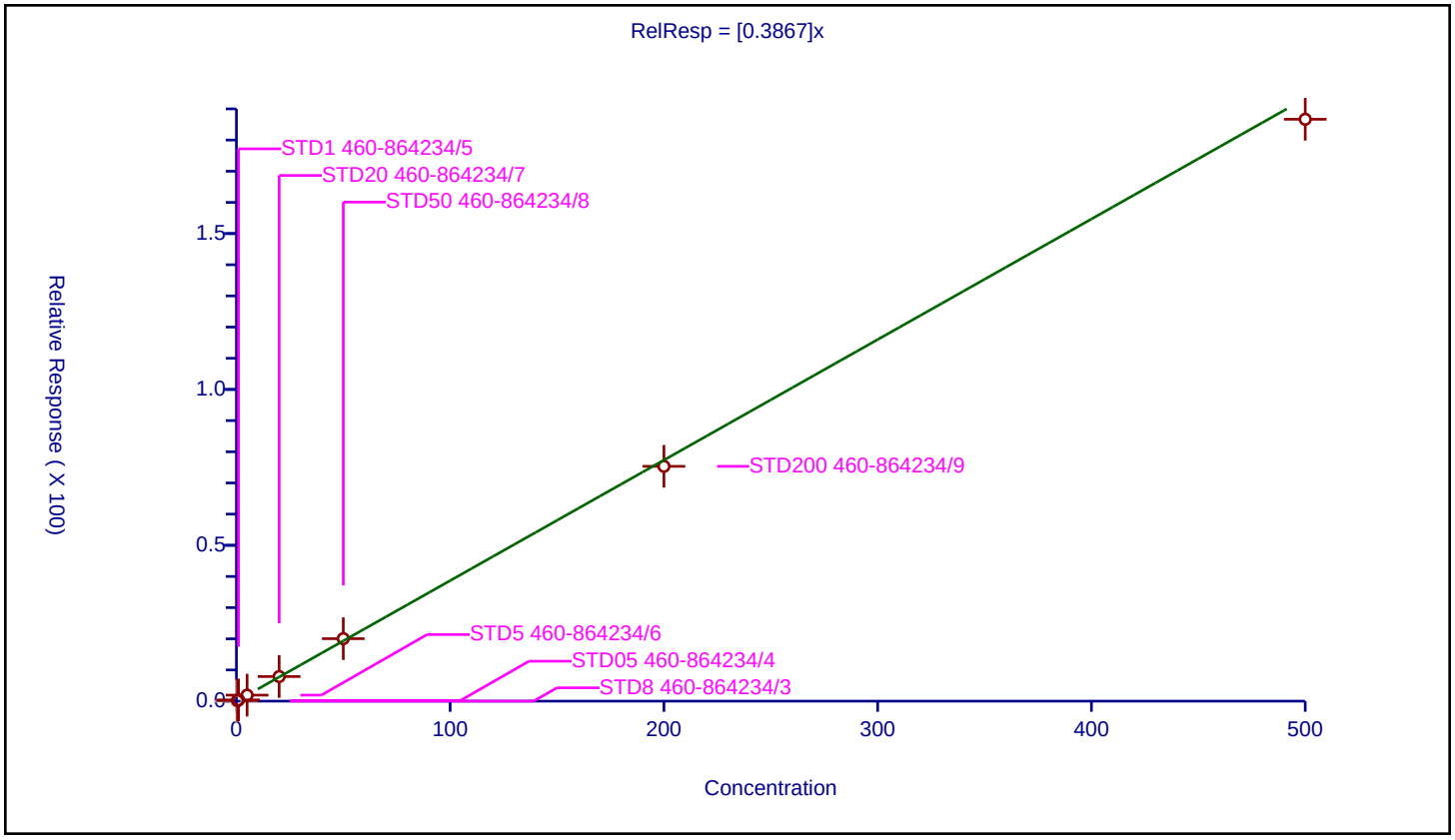

Calibration / Acetone

Curve Type:	Average
Weighting:	Conc_Sq
Origin:	Force
Dependency:	Response
Calib Mode:	ISTD
Response Base:	AREA
RF Rounding:	0

Curve Coefficients

Intercept:	0
Slope:	1.225

Error Coefficients

Standard Error:	1740000
Relative Standard Error:	18.7
Correlation Coefficient:	0.999
Coefficient of Determination (Adjusted):	0.947

ID	Level	Concentration	Rel. Resp.	IS Amount	IS Response	RRF	Used
1	STD8 460-864234/3	0.0	0.0	250.0	311233.0	NaN	N
2	STD05 460-864234/4	2.5	3.846178	250.0	313493.0	1.538471	Y
3	STD1 460-864234/5	5.0	7.823938	250.0	290966.0	1.564788	Y
4	STD5 460-864234/6	25.0	28.441113	250.0	308207.0	1.137645	Y
5	STD20 460-864234/7	100.0	111.354532	250.0	295327.0	1.113545	Y
6	STD50 460-864234/8	250.0	275.592653	250.0	298826.0	1.102371	Y
7	STD200 460-864234/9	1000.0	1138.176363	250.0	320612.0	1.138176	Y
8	STD500 460-864234/10	2500.0	2455.514238	250.0	407282.0	0.982206	Y

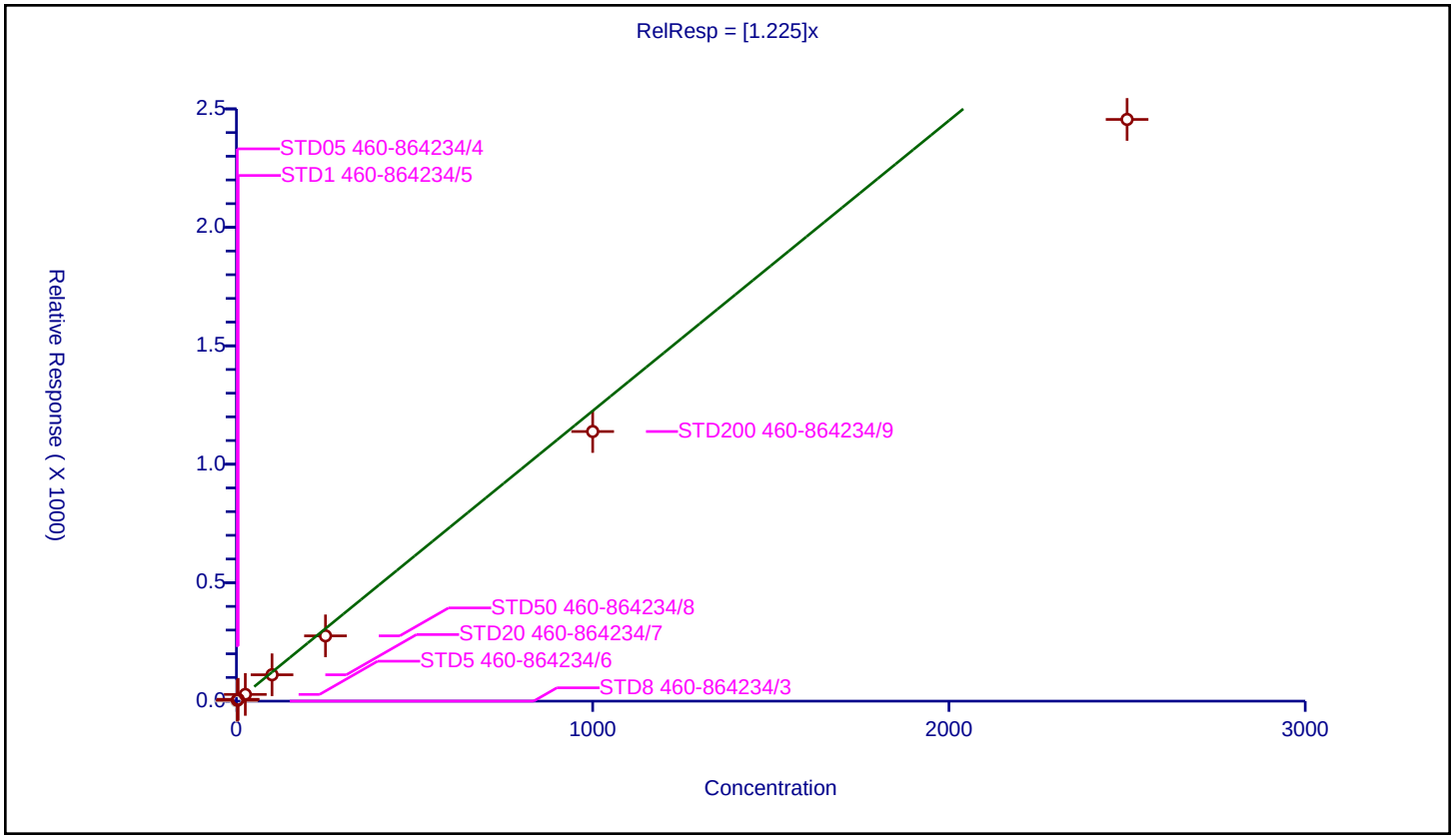

Curve Type:	Average
Weighting:	Conc_Sq
Origin:	Force
Dependency:	Response
Calib Mode:	ISTD
Response Base:	AREA
RF Rounding:	0

Curve Coefficients

Intercept:	0
Slope:	0.7203

Error Coefficients

Standard Error:	1690000
Relative Standard Error:	4.2
Correlation Coefficient:	1.000
Coefficient of Determination (Adjusted):	0.998

ID	Level	Concentration	Rel. Resp.	IS Amount	IS Response	RRF	Used
1	STD8 460-864234/3	0.0	0.0	50.0	552455.0	NaN	N
2	STD05 460-864234/4	0.5	0.348553	50.0	553861.0	0.697106	Y
3	STD1 460-864234/5	1.0	0.723675	50.0	505061.0	0.723675	Y
4	STD5 460-864234/6	5.0	3.649732	50.0	522011.0	0.729946	Y
5	STD20 460-864234/7	20.0	15.386272	50.0	503764.0	0.769314	Y
6	STD50 460-864234/8	50.0	37.084651	50.0	502499.0	0.741693	Y
7	STD200 460-864234/9	200.0	139.679544	50.0	527404.0	0.698398	Y
8	STD500 460-864234/10	500.0	340.993748	50.0	563020.0	0.681987	Y

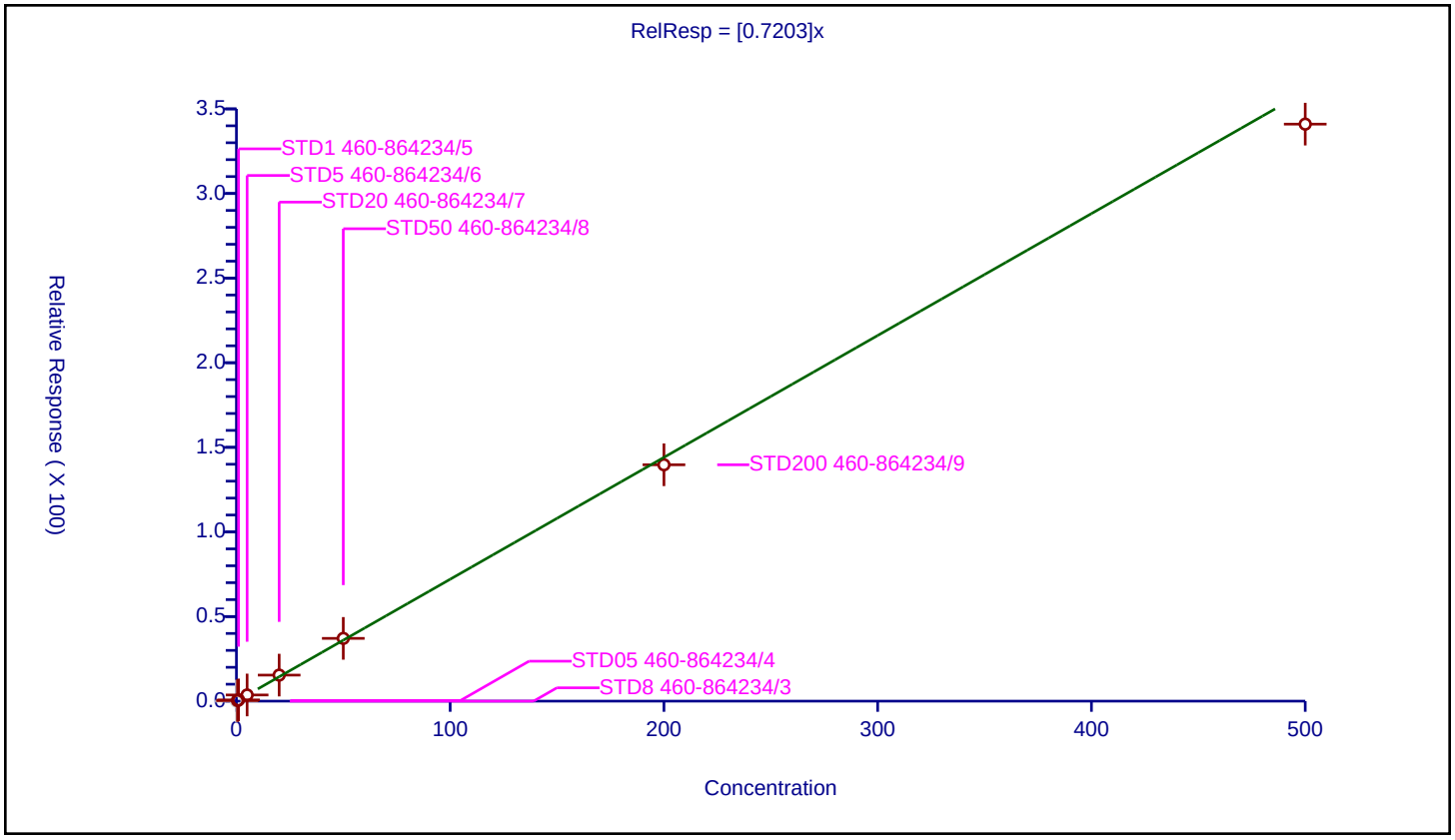

Calibration / Isopropyl alcohol

Curve Type:	Average
Weighting:	Conc_Sq
Origin:	Force
Dependency:	Response
Calib Mode:	ISTD
Response Base:	AREA
RF Rounding:	0

Curve Coefficients

Intercept:	0
Slope:	3.875

Error Coefficients

Standard Error:	387000
Relative Standard Error:	13.1
Correlation Coefficient:	0.999
Coefficient of Determination (Adjusted):	0.981

ID	Level	Concentration	Rel. Resp.	IS Amount	IS Response	RRF	Used
1	STD8 460-864234/3	0.0	0.0	1000.0	43331.0	NaN	N
2	STD05 460-864234/4	5.0	0.0	1000.0	41672.0	0.0	N
3	STD1 460-864234/5	10.0	35.788423	1000.0	38057.0	3.578842	Y
4	STD5 460-864234/6	50.0	223.024014	1000.0	41435.0	4.46048	Y
5	STD20 460-864234/7	200.0	841.229595	1000.0	41412.0	4.206148	Y
6	STD50 460-864234/8	500.0	2002.354691	1000.0	40345.0	4.004709	Y
7	STD200 460-864234/9	2000.0	7946.718308	1000.0	38212.0	3.973359	Y
8	STD500 460-864234/10	5000.0	15122.165672	1000.0	54819.0	3.024433	Y

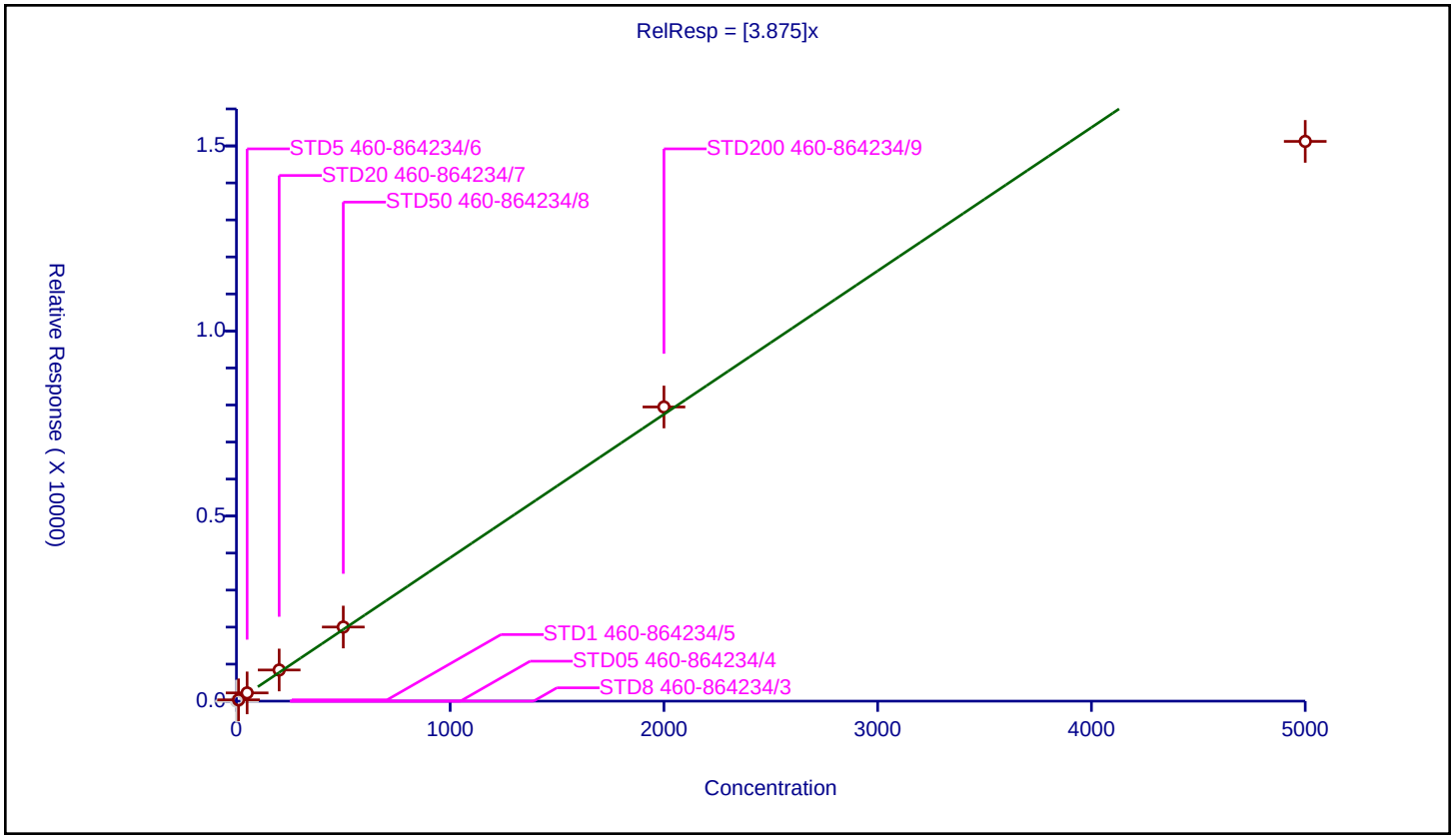

Curve Type:	Average
Weighting:	Conc_Sq
Origin:	Force
Dependency:	Response
Calib Mode:	ISTD
Response Base:	AREA
RF Rounding:	0

Curve Coefficients

Intercept:	0
Slope:	1.642

Error Coefficients

Standard Error:	3690000
Relative Standard Error:	6.4
Correlation Coefficient:	1.000
Coefficient of Determination (Adjusted):	0.995

ID	Level	Concentration	Rel. Resp.	IS Amount	IS Response	RRF	Used
1	STD8 460-864234/3	0.0	0.0	50.0	552455.0	NaN	N
2	STD05 460-864234/4	0.5	0.889934	50.0	553861.0	1.779869	Y
3	STD1 460-864234/5	1.0	1.733058	50.0	505061.0	1.733058	Y
4	STD5 460-864234/6	5.0	8.21295	50.0	522011.0	1.64259	Y
5	STD20 460-864234/7	20.0	33.502394	50.0	503764.0	1.67512	Y
6	STD50 460-864234/8	50.0	82.657876	50.0	502499.0	1.653158	Y
7	STD200 460-864234/9	200.0	304.001297	50.0	527404.0	1.520006	Y
8	STD500 460-864234/10	500.0	745.764094	50.0	563020.0	1.491528	Y

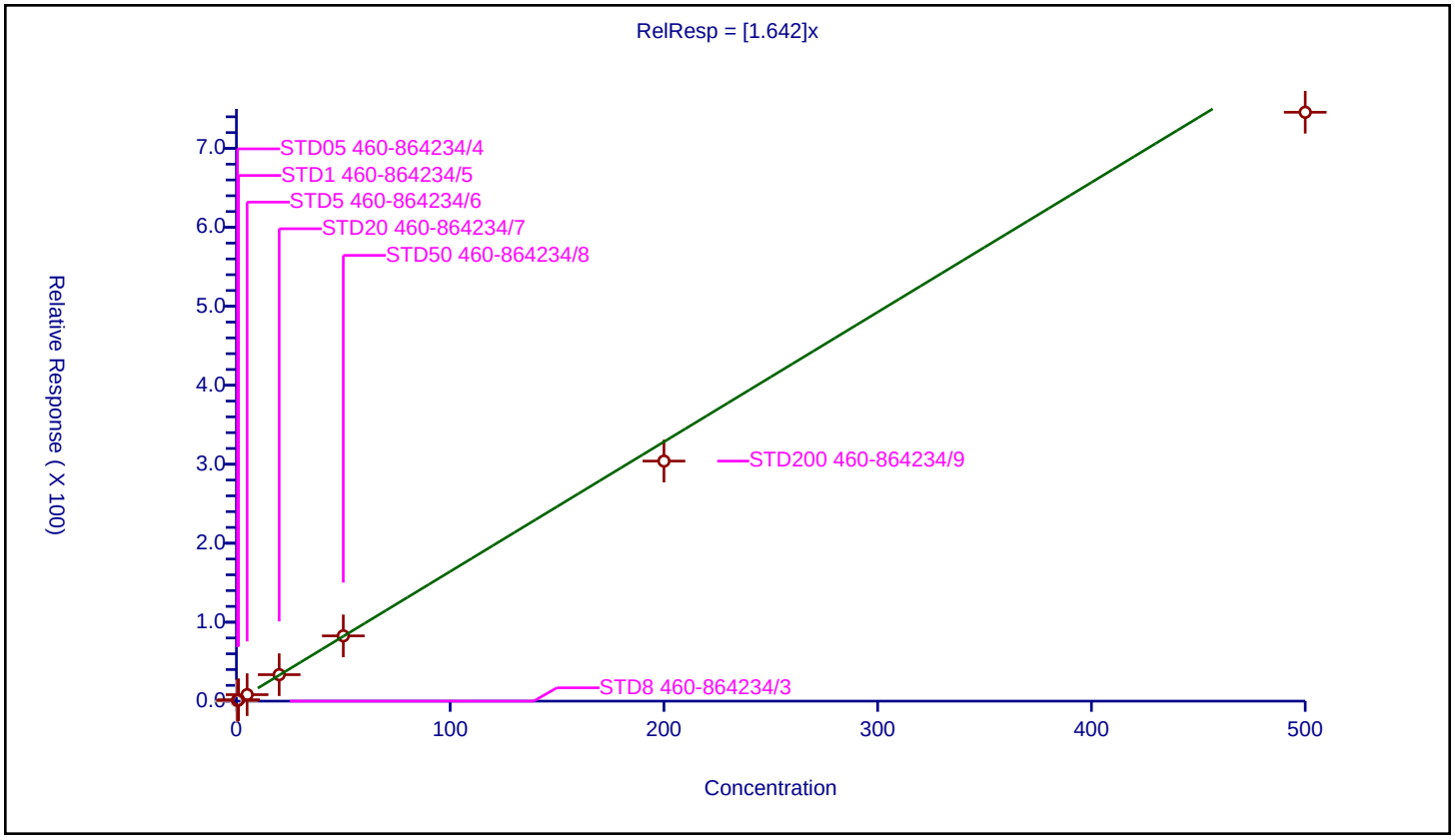

Curve Type:	Average
Weighting:	Conc_Sq
Origin:	Force
Dependency:	Response
Calib Mode:	ISTD
Response Base:	AREA
RF Rounding:	0

Curve Coefficients

Intercept:	0
Slope:	0.2963

Error Coefficients

Standard Error:	750000
Relative Standard Error:	3.8
Correlation Coefficient:	0.999
Coefficient of Determination (Adjusted):	0.998

ID	Level	Concentration	Rel. Resp.	IS Amount	IS Response	RRF	Used
1	STD8 460-864234/3	0.0	0.0	50.0	552455.0	NaN	N
2	STD05 460-864234/4	0.5	0.136677	50.0	553861.0	0.273354	Y
3	STD1 460-864234/5	1.0	0.300558	50.0	505061.0	0.300558	Y
4	STD5 460-864234/6	5.0	1.445563	50.0	522011.0	0.289113	Y
5	STD20 460-864234/7	20.0	6.046879	50.0	503764.0	0.302344	Y
6	STD50 460-864234/8	50.0	15.118438	50.0	502499.0	0.302369	Y
7	STD200 460-864234/9	200.0	60.371366	50.0	527404.0	0.301857	Y
8	STD500 460-864234/10	500.0	152.348318	50.0	563020.0	0.304697	Y

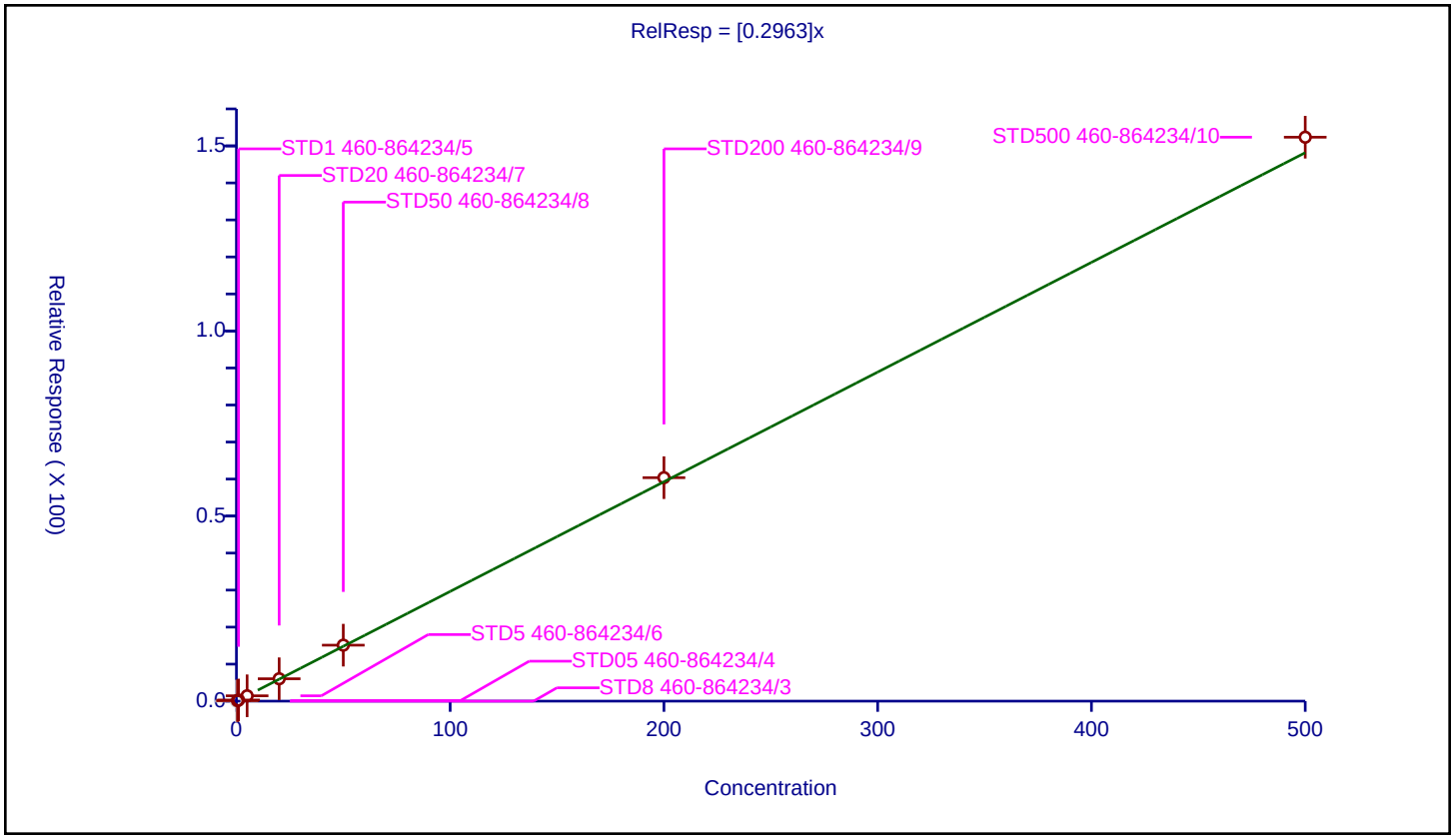

Calibration / Cyclopentene

Curve Type:	Average
Weighting:	Conc_Sq
Origin:	Force
Dependency:	Response
Calib Mode:	ISTD
Response Base:	AREA
RF Rounding:	0

Curve Coefficients

Intercept:	0
Slope:	1.02

Error Coefficients

Standard Error:	2290000
Relative Standard Error:	5.6
Correlation Coefficient:	0.999
Coefficient of Determination (Adjusted):	0.996

ID	Level	Concentration	Rel. Resp.	IS Amount	IS Response	RRF	Used
1	STD8 460-864234/3	0.0	0.0	50.0	552455.0	NaN	N
2	STD05 460-864234/4	0.5	0.509604	50.0	553861.0	1.019209	Y
3	STD1 460-864234/5	1.0	1.069079	50.0	505061.0	1.069079	Y
4	STD5 460-864234/6	5.0	4.980163	50.0	522011.0	0.996033	Y
5	STD20 460-864234/7	20.0	20.458687	50.0	503764.0	1.022934	Y
6	STD50 460-864234/8	50.0	54.128764	50.0	502499.0	1.082575	Y
7	STD200 460-864234/9	200.0	208.605547	50.0	527404.0	1.043028	Y
8	STD500 460-864234/10	500.0	455.031171	50.0	563020.0	0.910062	Y

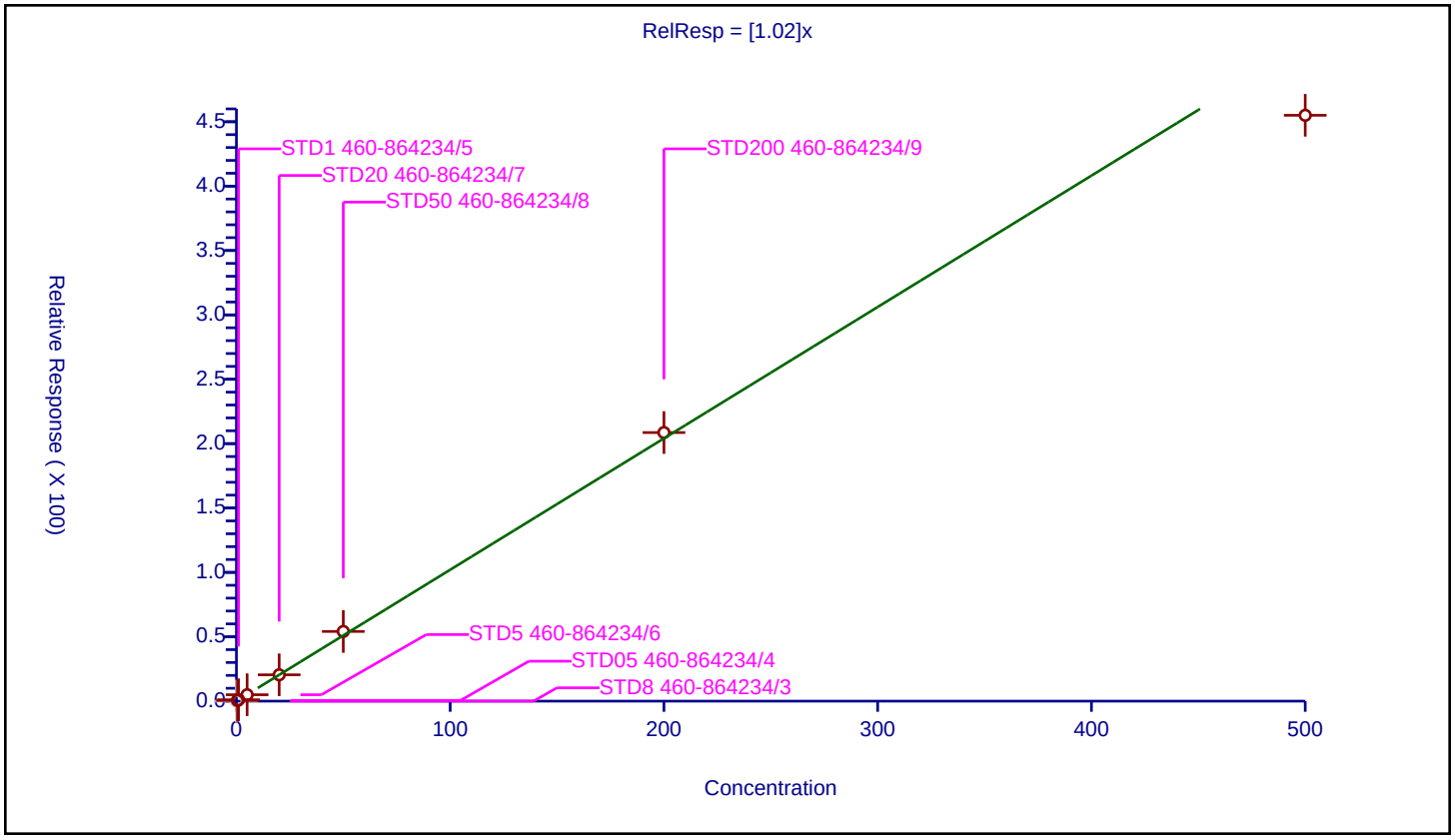

Calibration / Methyl acetate

Curve Type:	Average
Weighting:	Conc_Sq
Origin:	Force
Dependency:	Response
Calib Mode:	ISTD
Response Base:	AREA
RF Rounding:	0

Curve Coefficients

Intercept:	0
Slope:	0.3302

Error Coefficients

Standard Error:	1640000
Relative Standard Error:	3.5
Correlation Coefficient:	0.999
Coefficient of Determination (Adjusted):	0.999

ID	Level	Concentration	Rel. Resp.	IS Amount	IS Response	RRF	Used
1	STD8 460-864234/3	0.0	0.0	50.0	552455.0	NaN	N
2	STD05 460-864234/4	1.0	0.334651	50.0	553861.0	0.334651	Y
3	STD1 460-864234/5	2.0	0.612698	50.0	505061.0	0.306349	Y
4	STD5 460-864234/6	10.0	3.353473	50.0	522011.0	0.335347	Y
5	STD20 460-864234/7	40.0	13.669298	50.0	503764.0	0.341732	Y
6	STD50 460-864234/8	100.0	33.450415	50.0	502499.0	0.334504	Y
7	STD200 460-864234/9	400.0	130.290157	50.0	527404.0	0.325725	Y
8	STD500 460-864234/10	1000.0	333.324926	50.0	563020.0	0.333325	Y

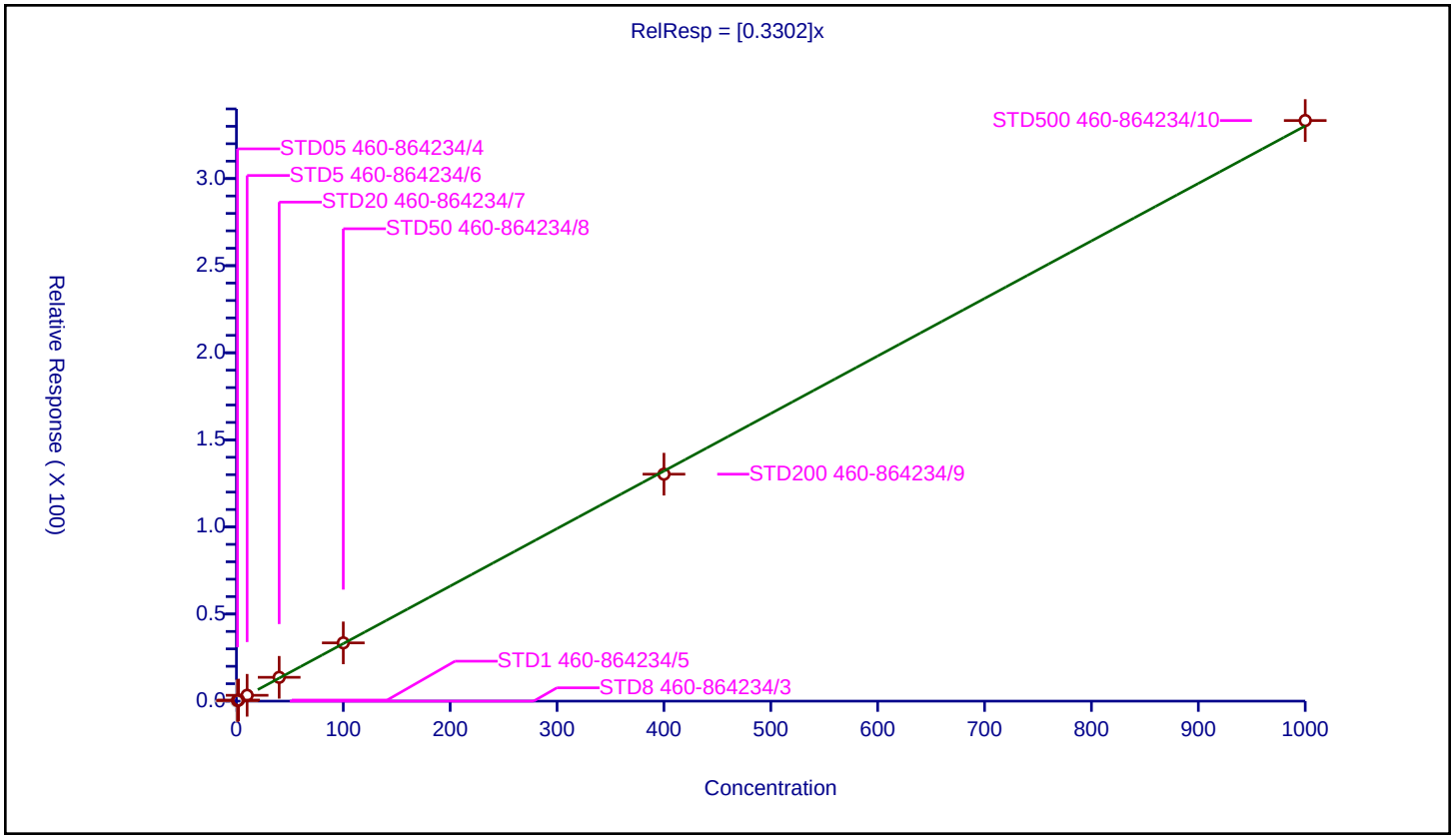

Calibration / Acetonitrile

Curve Type:	Quadratic
Weighting:	None
Origin:	Force
Dependency:	Response
Calib Mode:	ISTD
Response Base:	AREA
RF Rounding:	0

Curve Coefficients

Intercept:	0
Slope:	0.2157
Second Order:	-2.007E-05

Error Coefficients

Standard Error:	470000
Relative Standard Error:	24.6
Correlation Coefficient:	0.986
Coefficient of Determination (Adjusted):	0.998

ID	Level	Concentration	Rel. Resp.	IS Amount	IS Response	RRF	Used
1	STD8 460-864234/3	0.0	0.0	250.0	311233.0	NaN	N
2	STD05 460-864234/4	5.0	1.451388	250.0	313493.0	0.290278	Y
3	STD1 460-864234/5	10.0	2.868033	250.0	290966.0	0.286803	Y
4	STD5 460-864234/6	50.0	10.703845	250.0	308207.0	0.214077	Y
5	STD20 460-864234/7	200.0	36.01347	250.0	295327.0	0.180067	Y
6	STD50 460-864234/8	500.0	80.955974	250.0	298826.0	0.161912	Y
7	STD200 460-864234/9	2000.0	360.407595	250.0	320612.0	0.180204	Y
8	STD500 460-864234/10	5000.0	575.67484	250.0	407282.0	0.115135	Y

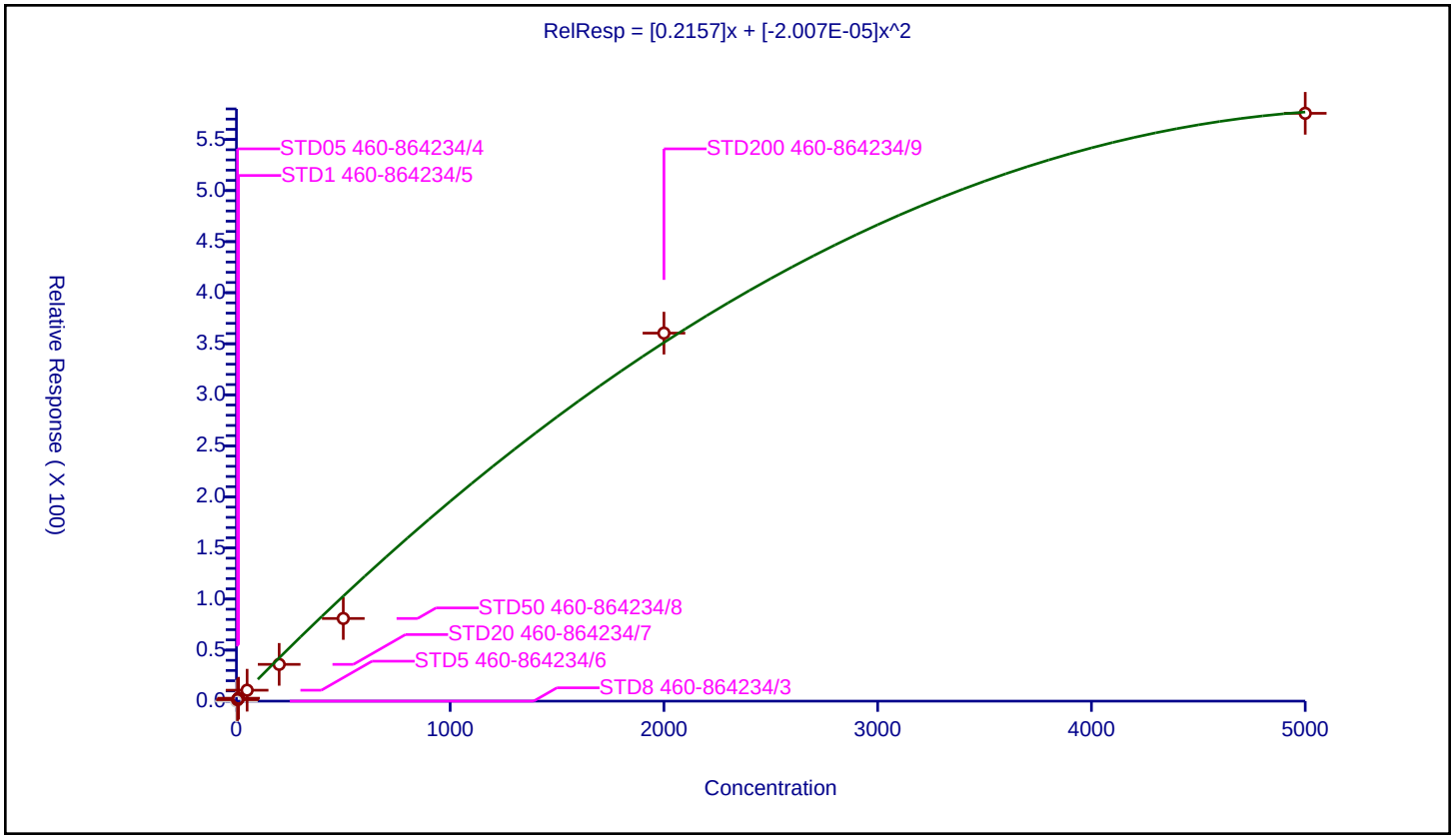

Calibration / Methylene Chloride

Curve Type:	Average
Weighting:	Conc_Sq
Origin:	Force
Dependency:	Response
Calib Mode:	ISTD
Response Base:	AREA
RF Rounding:	0

Curve Coefficients

Intercept:	0
Slope:	0.5193

Error Coefficients

Standard Error:	1170000
Relative Standard Error:	7.6
Correlation Coefficient:	1.000
Coefficient of Determination (Adjusted):	0.992

ID	Level	Concentration	Rel. Resp.	IS Amount	IS Response	RRF	Used
1	STD8 460-864234/3	0.0	0.0	50.0	552455.0	NaN	N
2	STD05 460-864234/4	0.5	0.295381	50.0	553861.0	0.590762	Y
3	STD1 460-864234/5	1.0	0.541618	50.0	505061.0	0.541618	Y
4	STD5 460-864234/6	5.0	2.511346	50.0	522011.0	0.502269	Y
5	STD20 460-864234/7	20.0	10.612211	50.0	503764.0	0.530611	Y
6	STD50 460-864234/8	50.0	25.608907	50.0	502499.0	0.512178	Y
7	STD200 460-864234/9	200.0	96.502491	50.0	527404.0	0.482512	Y
8	STD500 460-864234/10	500.0	237.674061	50.0	563020.0	0.475348	Y

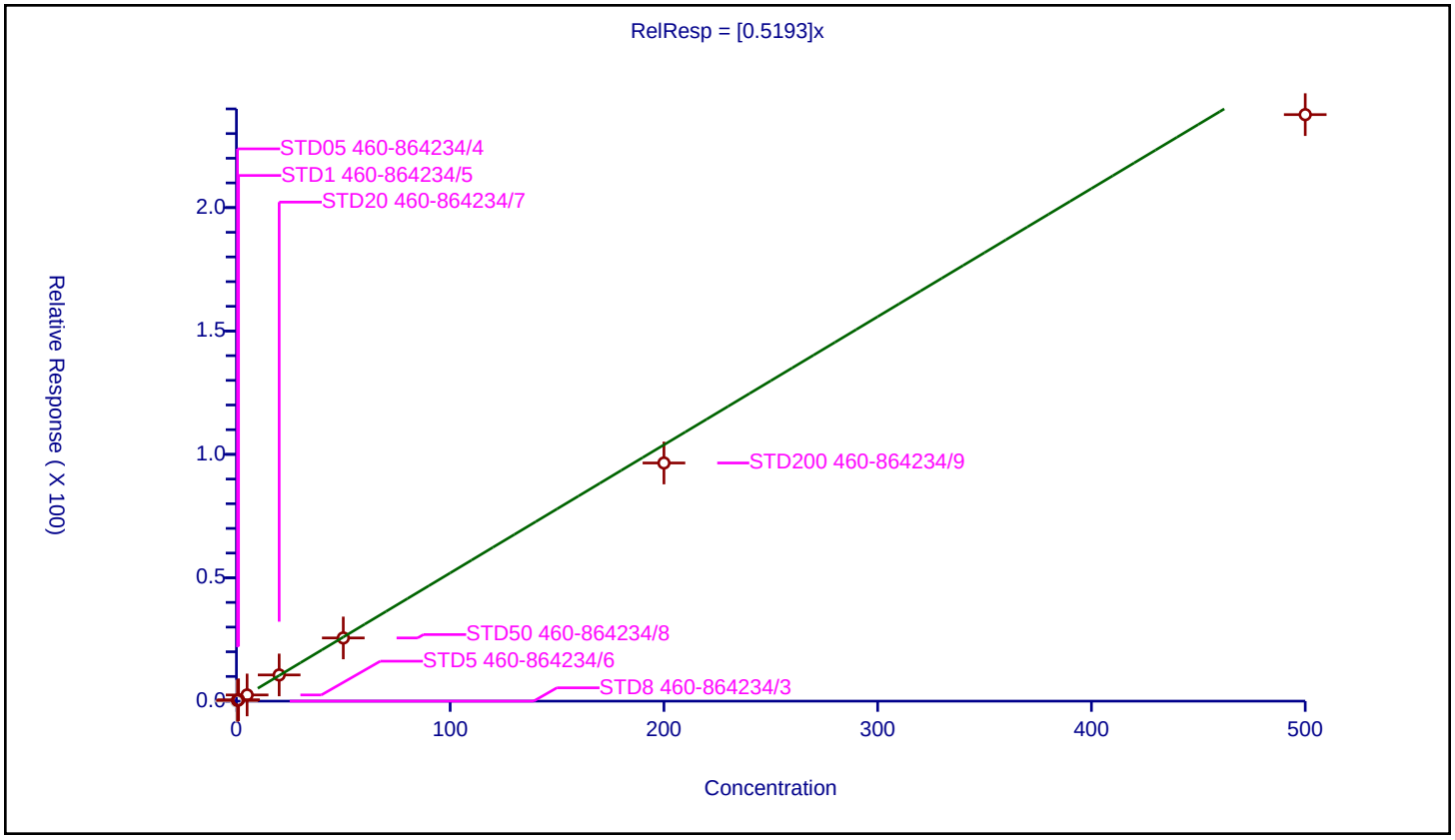

Calibration / 2-Methyl-2-propanol

Curve Type:	Average
Weighting:	Conc_Sq
Origin:	Force
Dependency:	Response
Calib Mode:	ISTD
Response Base:	AREA
RF Rounding:	0

Curve Coefficients

Intercept:	0
Slope:	11.64

Error Coefficients

Standard Error:	1040000
Relative Standard Error:	14.7
Correlation Coefficient:	0.998
Coefficient of Determination (Adjusted):	0.969

ID	Level	Concentration	Rel. Resp.	IS Amount	IS Response	RRF	Used
1	STD8 460-864234/3	0.0	0.0	1000.0	43331.0	NaN	N
2	STD05 460-864234/4	5.0	68.631215	1000.0	41672.0	13.726243	Y
3	STD1 460-864234/5	10.0	138.73926	1000.0	38057.0	13.873926	Y
4	STD5 460-864234/6	50.0	570.65283	1000.0	41435.0	11.413057	Y
5	STD20 460-864234/7	200.0	2264.82662	1000.0	41412.0	11.324133	Y
6	STD50 460-864234/8	500.0	5489.973974	1000.0	40345.0	10.979948	Y
7	STD200 460-864234/9	2000.0	22455.301999	1000.0	38212.0	11.227651	Y
8	STD500 460-864234/10	5000.0	44545.102975	1000.0	54819.0	8.909021	Y

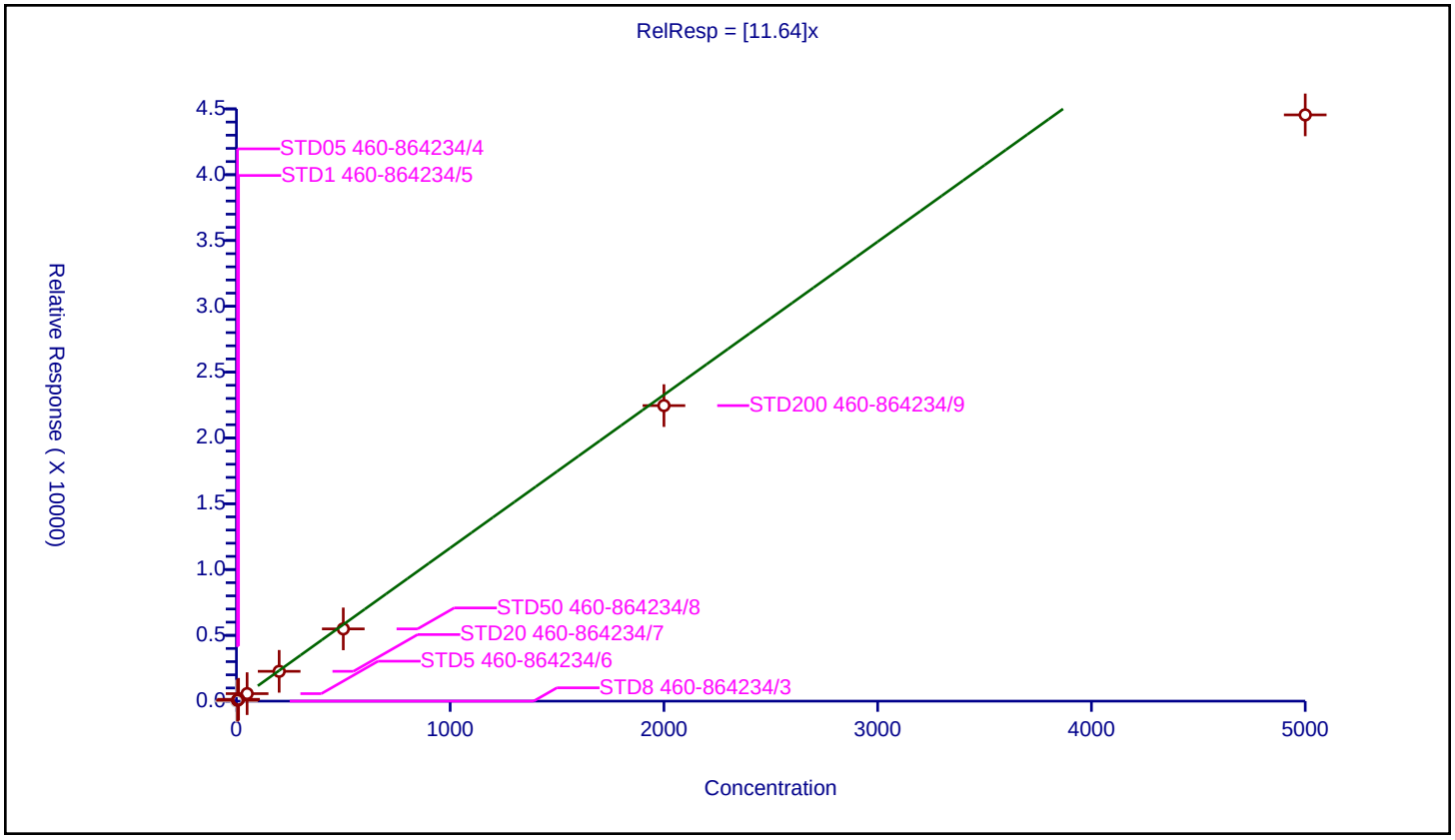

Calibration / Methyl tert-butyl ether

Curve Type:	Average
Weighting:	Conc_Sq
Origin:	Force
Dependency:	Response
Calib Mode:	ISTD
Response Base:	AREA
RF Rounding:	0

Curve Coefficients

Intercept:	0
Slope:	1.296

Error Coefficients

Standard Error:	3060000
Relative Standard Error:	6.3
Correlation Coefficient:	1.000
Coefficient of Determination (Adjusted):	0.995

ID	Level	Concentration	Rel. Resp.	IS Amount	IS Response	RRF	Used
1	STD8 460-864234/3	0.0	0.0	50.0	552455.0	NaN	N
2	STD05 460-864234/4	0.5	0.581012	50.0	553861.0	1.162024	Y
3	STD1 460-864234/5	1.0	1.304298	50.0	505061.0	1.304298	Y
4	STD5 460-864234/6	5.0	6.707809	50.0	522011.0	1.341562	Y
5	STD20 460-864234/7	20.0	28.312762	50.0	503764.0	1.415638	Y
6	STD50 460-864234/8	50.0	66.673267	50.0	502499.0	1.333465	Y
7	STD200 460-864234/9	200.0	256.556928	50.0	527404.0	1.282785	Y
8	STD500 460-864234/10	500.0	616.484228	50.0	563020.0	1.232968	Y

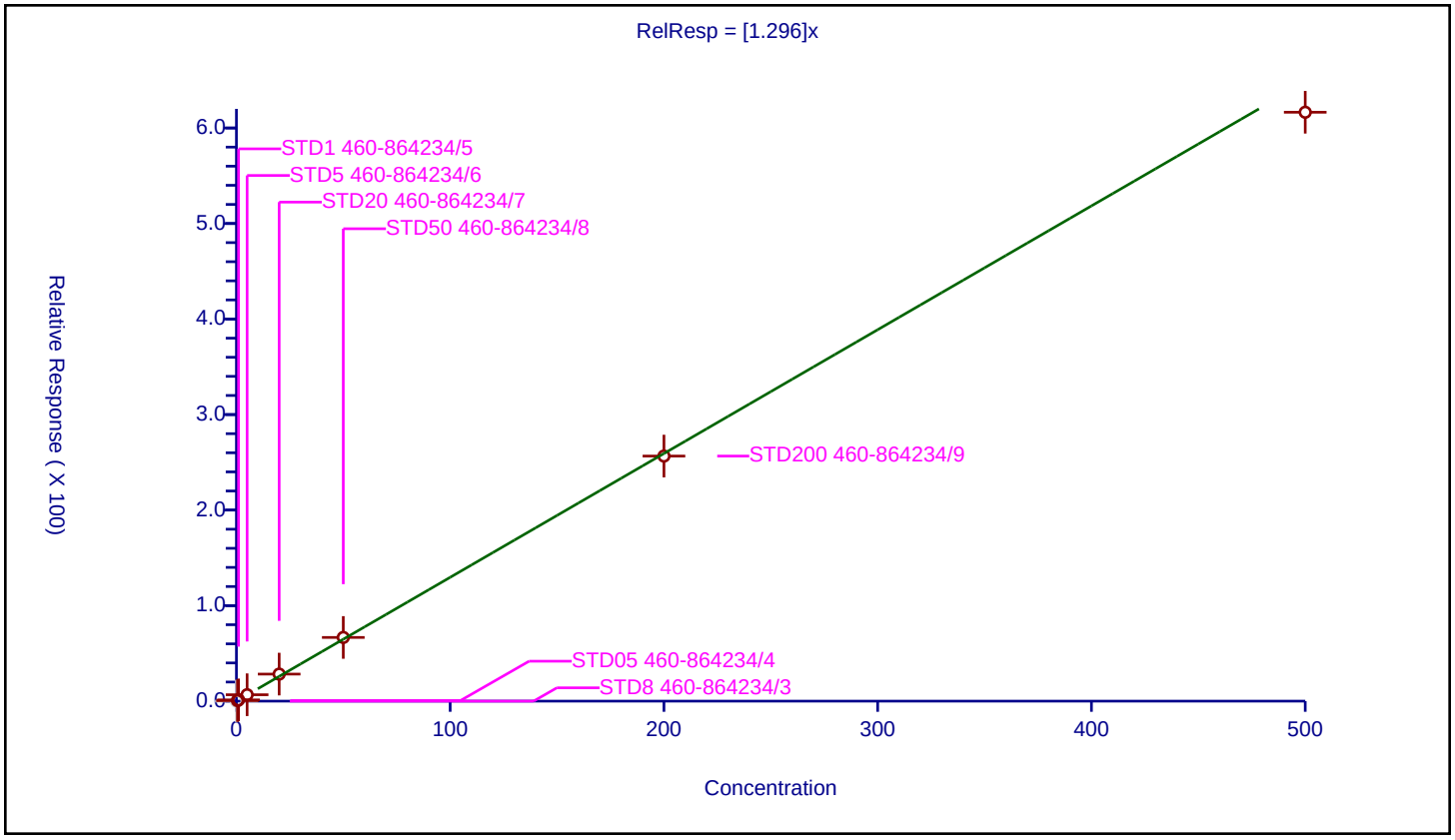

Curve Type:	Average
Weighting:	Conc_Sq
Origin:	Force
Dependency:	Response
Calib Mode:	ISTD
Response Base:	AREA
RF Rounding:	0

Curve Coefficients

Intercept:	0
Slope:	0.4409

Error Coefficients

Standard Error:	1020000
Relative Standard Error:	4.2
Correlation Coefficient:	1.000
Coefficient of Determination (Adjusted):	0.998

ID	Level	Concentration	Rel. Resp.	IS Amount	IS Response	RRF	Used
1	STD8 460-864234/3	0.0	0.0	50.0	552455.0	NaN	N
2	STD05 460-864234/4	0.5	0.230563	50.0	553861.0	0.461127	Y
3	STD1 460-864234/5	1.0	0.442224	50.0	505061.0	0.442224	Y
4	STD5 460-864234/6	5.0	2.186544	50.0	522011.0	0.437309	Y
5	STD20 460-864234/7	20.0	9.164311	50.0	503764.0	0.458216	Y
6	STD50 460-864234/8	50.0	22.673279	50.0	502499.0	0.453466	Y
7	STD200 460-864234/9	200.0	84.591224	50.0	527404.0	0.422956	Y
8	STD500 460-864234/10	500.0	205.506643	50.0	563020.0	0.411013	Y

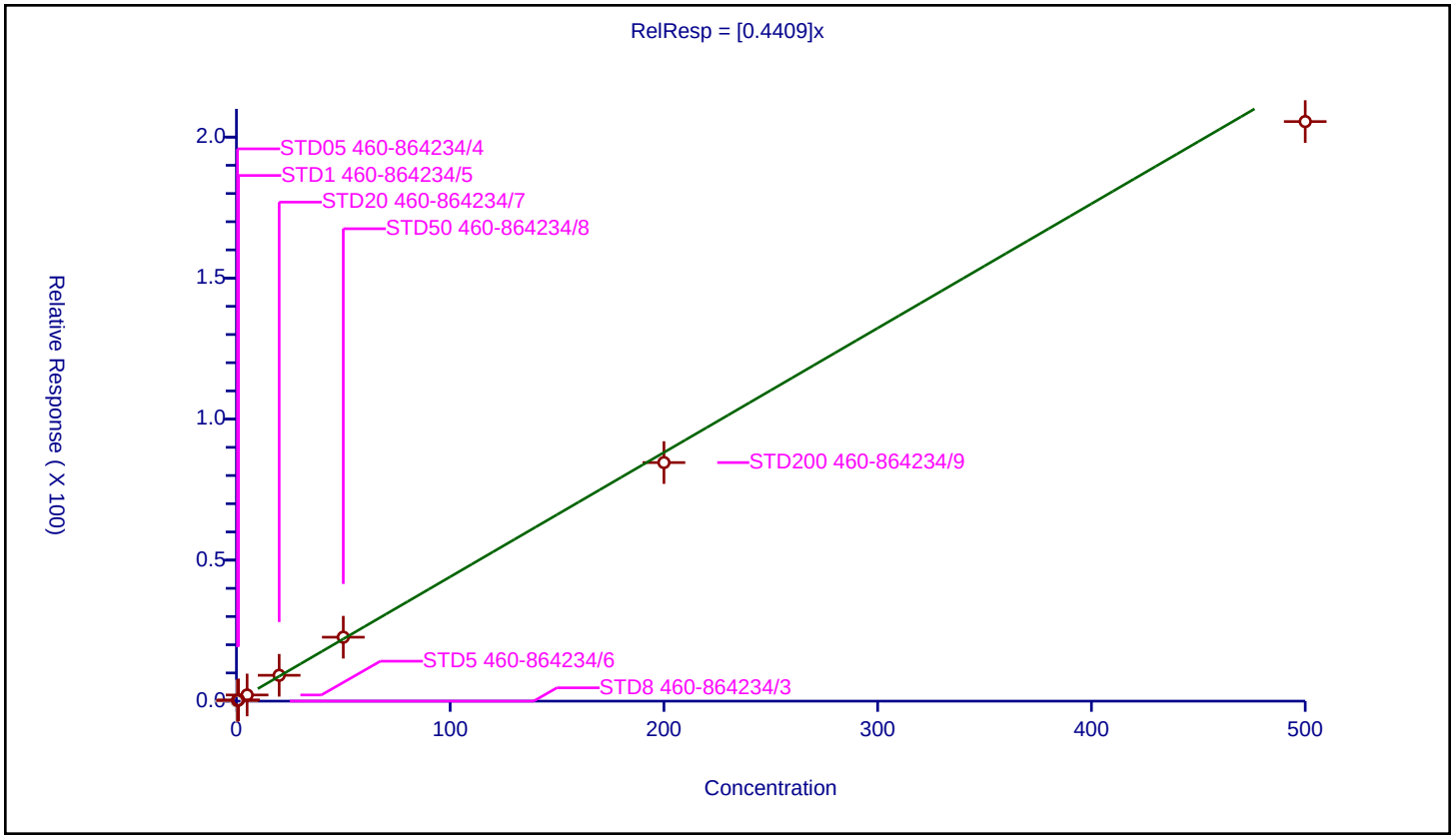

Calibration / Acrylonitrile

Curve Type:	Average
Weighting:	Conc_Sq
Origin:	Force
Dependency:	Response
Calib Mode:	ISTD
Response Base:	AREA
RF Rounding:	0

Curve Coefficients

Intercept:	0
Slope:	0.1699

Error Coefficients

Standard Error:	3800000
Relative Standard Error:	2.6
Correlation Coefficient:	0.999
Coefficient of Determination (Adjusted):	0.999

ID	Level	Concentration	Rel. Resp.	IS Amount	IS Response	RRF	Used
1	STD8 460-864234/3	2.0	0.328715	50.0	552455.0	0.164357	Y
2	STD05 460-864234/4	5.0	0.835318	50.0	553861.0	0.167064	Y
3	STD1 460-864234/5	10.0	1.714149	50.0	505061.0	0.171415	Y
4	STD5 460-864234/6	50.0	8.517924	50.0	522011.0	0.170358	Y
5	STD20 460-864234/7	200.0	35.617472	50.0	503764.0	0.178087	Y
6	STD50 460-864234/8	500.0	86.896491	50.0	502499.0	0.173793	Y
7	STD200 460-864234/9	2000.0	334.712952	50.0	527404.0	0.167356	Y
8	STD500 460-864234/10	5000.0	833.016234	50.0	563020.0	0.166603	Y

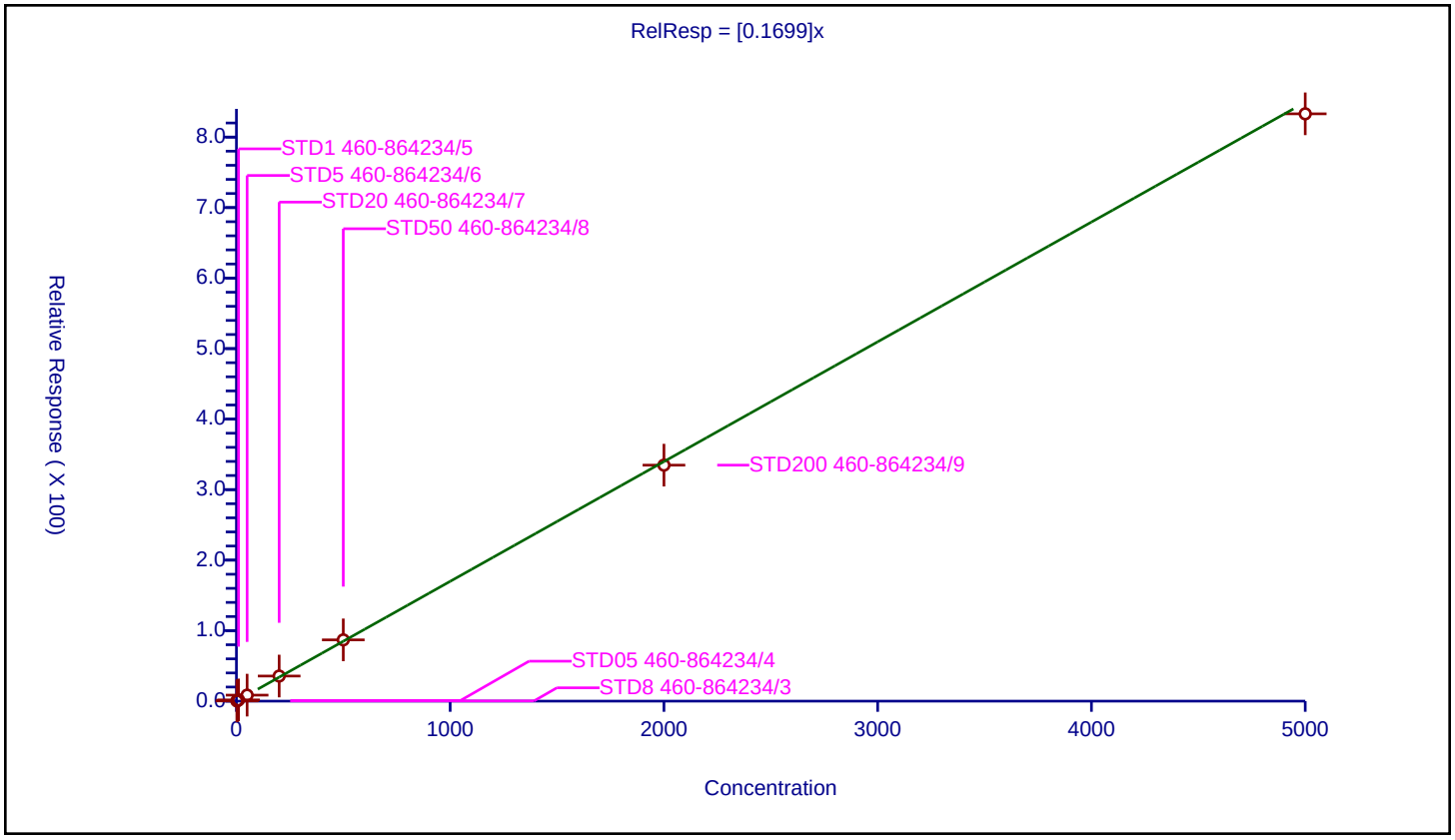

Calibration / Hexane

Curve Type:	Average
Weighting:	Conc_Sq
Origin:	Force
Dependency:	Response
Calib Mode:	ISTD
Response Base:	AREA
RF Rounding:	0

Curve Coefficients

Intercept:	0
Slope:	0.5487

Error Coefficients

Standard Error:	1210000
Relative Standard Error:	13.9
Correlation Coefficient:	1.000
Coefficient of Determination (Adjusted):	0.972

ID	Level	Concentration	Rel. Resp.	IS Amount	IS Response	RRF	Used
1	STD8 460-864234/3	0.0	0.0	50.0	552455.0	NaN	N
2	STD05 460-864234/4	0.5	0.336366	50.0	553861.0	0.672732	Y
3	STD1 460-864234/5	1.0	0.6323	50.0	505061.0	0.6323	Y
4	STD5 460-864234/6	5.0	2.393628	50.0	522011.0	0.478726	Y
5	STD20 460-864234/7	20.0	10.106022	50.0	503764.0	0.505301	Y
6	STD50 460-864234/8	50.0	28.068514	50.0	502499.0	0.56137	Y
7	STD200 460-864234/9	200.0	100.158417	50.0	527404.0	0.500792	Y
8	STD500 460-864234/10	500.0	244.900181	50.0	563020.0	0.4898	Y

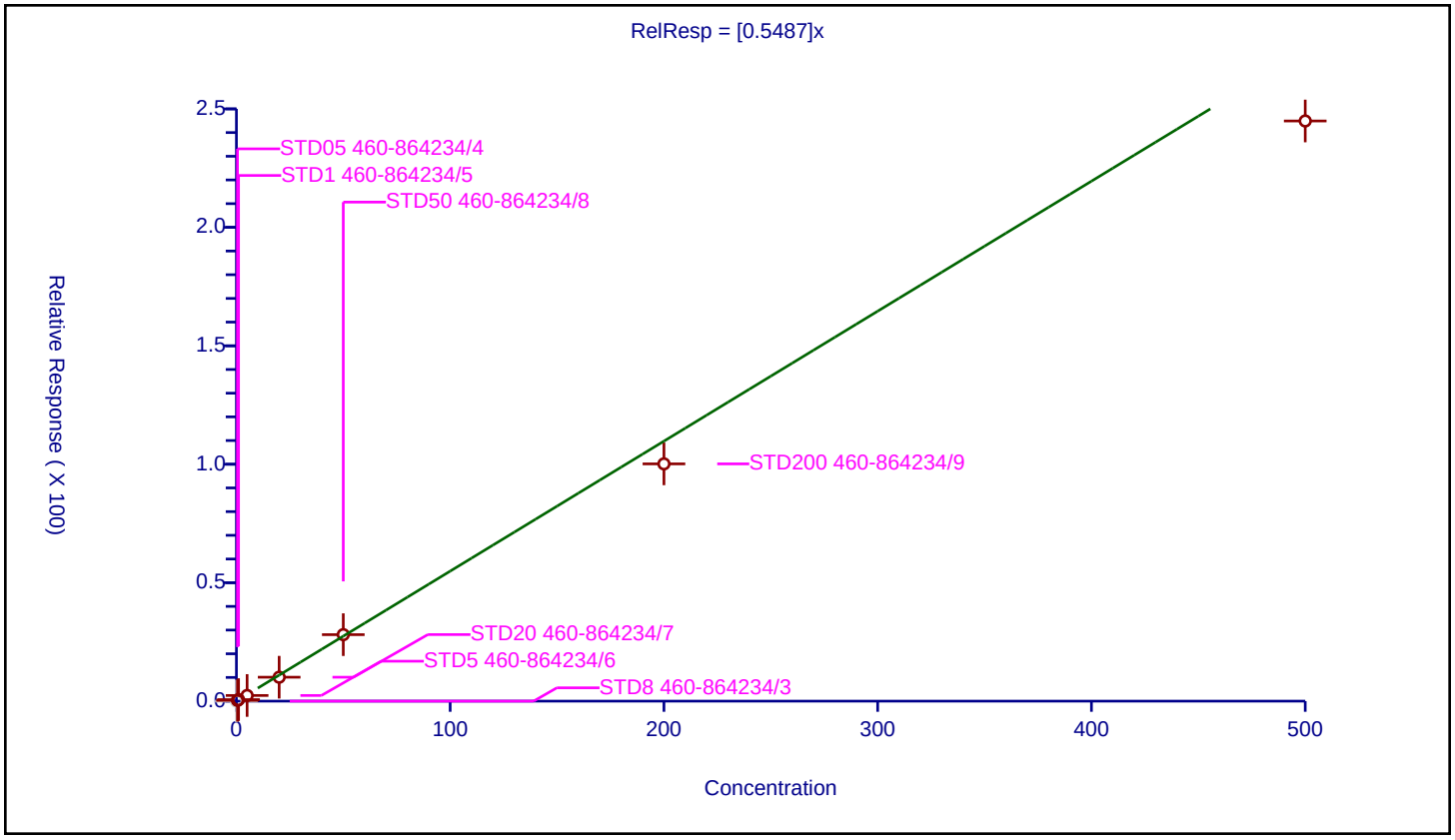

Curve Type:	Average
Weighting:	Conc_Sq
Origin:	Force
Dependency:	Response
Calib Mode:	ISTD
Response Base:	AREA
RF Rounding:	0

Curve Coefficients

Intercept:	0
Slope:	1.602

Error Coefficients

Standard Error:	3570000
Relative Standard Error:	5.5
Correlation Coefficient:	1.000
Coefficient of Determination (Adjusted):	0.996

ID	Level	Concentration	Rel. Resp.	IS Amount	IS Response	RRF	Used
1	STD8 460-864234/3	0.0	0.0	50.0	552455.0	NaN	N
2	STD05 460-864234/4	0.5	0.808777	50.0	553861.0	1.617554	Y
3	STD1 460-864234/5	1.0	1.666135	50.0	505061.0	1.666135	Y
4	STD5 460-864234/6	5.0	8.001077	50.0	522011.0	1.600215	Y
5	STD20 460-864234/7	20.0	34.158455	50.0	503764.0	1.707923	Y
6	STD50 460-864234/8	50.0	81.080559	50.0	502499.0	1.621611	Y
7	STD200 460-864234/9	200.0	314.134515	50.0	527404.0	1.570673	Y
8	STD500 460-864234/10	500.0	713.786455	50.0	563020.0	1.427573	Y

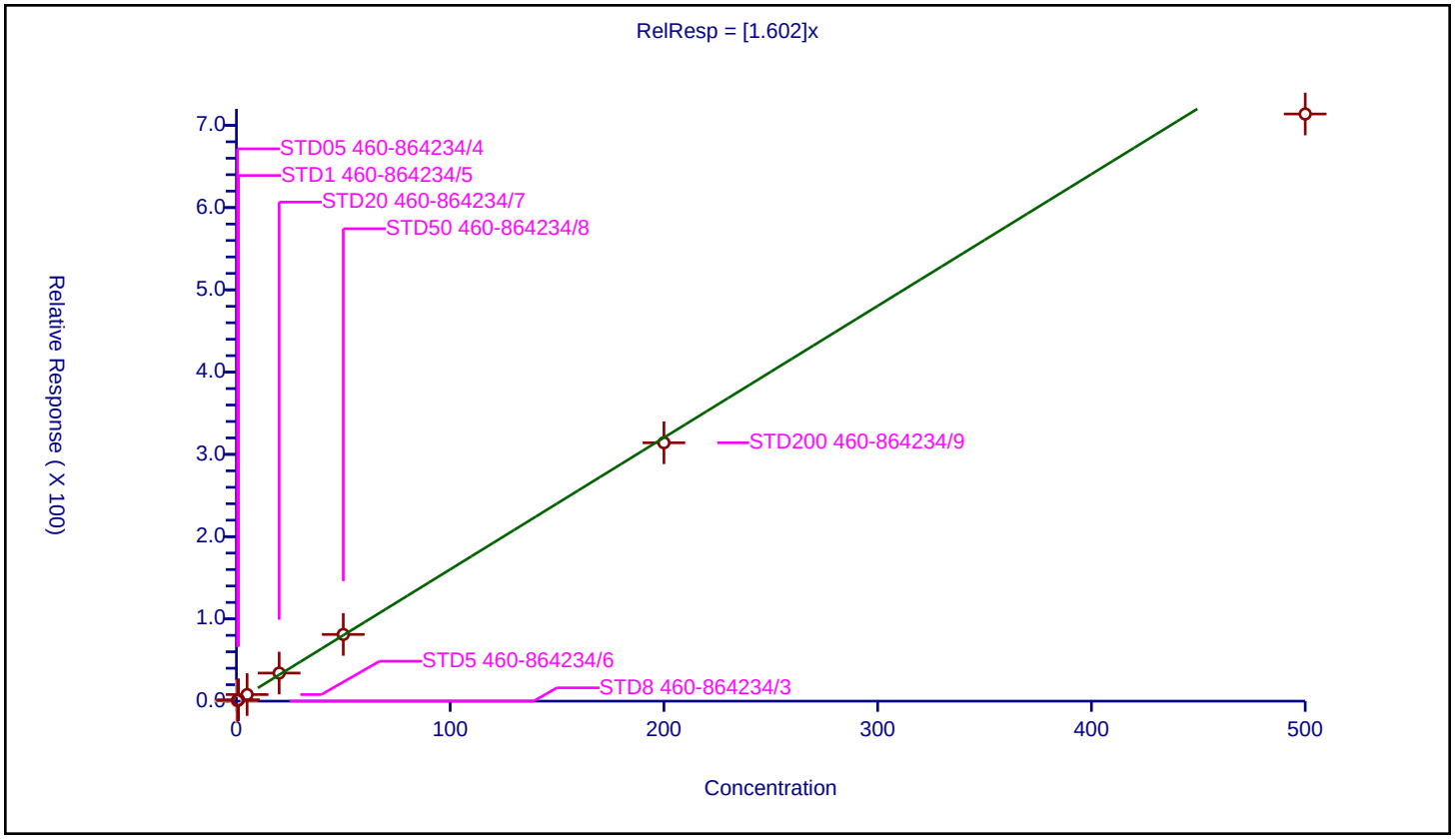

Curve Type:	Average
Weighting:	Conc_Sq
Origin:	Force
Dependency:	Response
Calib Mode:	ISTD
Response Base:	AREA
RF Rounding:	0

Curve Coefficients

Intercept:	0
Slope:	0.8511

Error Coefficients

Standard Error:	1980000
Relative Standard Error:	3.5
Correlation Coefficient:	1.000
Coefficient of Determination (Adjusted):	0.998

ID	Level	Concentration	Rel. Resp.	IS Amount	IS Response	RRF	Used
1	STD8 460-864234/3	0.0	0.0	50.0	552455.0	NaN	N
2	STD05 460-864234/4	0.5	0.433231	50.0	553861.0	0.866463	Y
3	STD1 460-864234/5	1.0	0.873459	50.0	505061.0	0.873459	Y
4	STD5 460-864234/6	5.0	4.229509	50.0	522011.0	0.845902	Y
5	STD20 460-864234/7	20.0	17.722584	50.0	503764.0	0.886129	Y
6	STD50 460-864234/8	50.0	43.107847	50.0	502499.0	0.862157	Y
7	STD200 460-864234/9	200.0	164.295398	50.0	527404.0	0.821477	Y
8	STD500 460-864234/10	500.0	400.896149	50.0	563020.0	0.801792	Y

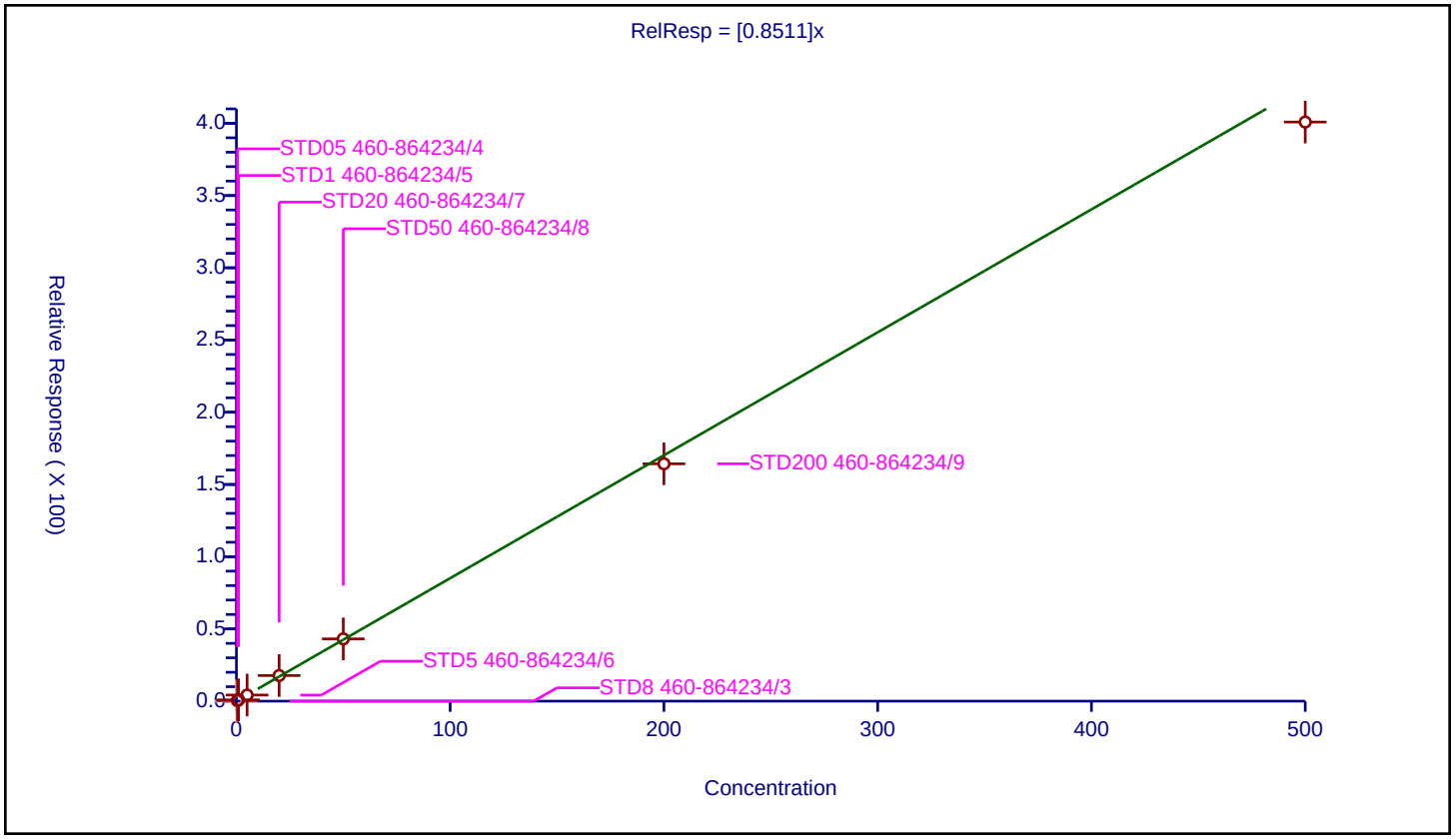

Calibration / Vinyl acetate

Curve Type:	Average
Weighting:	Conc_Sq
Origin:	Force
Dependency:	Response
Calib Mode:	ISTD
Response Base:	AREA
RF Rounding:	0

Curve Coefficients

Intercept:	0
Slope:	0.6894

Error Coefficients

Standard Error:	358000
Relative Standard Error:	18.0
Correlation Coefficient:	1.000
Coefficient of Determination (Adjusted):	0.953

ID	Level	Concentration	Rel. Resp.	IS Amount	IS Response	RRF	Used
1	STD8 460-864234/3	0.0	0.0	250.0	311233.0	NaN	N
2	STD05 460-864234/4	1.0	0.860466	250.0	313493.0	0.860466	Y
3	STD1 460-864234/5	2.0	1.647959	250.0	290966.0	0.823979	Y
4	STD5 460-864234/6	10.0	6.257969	250.0	308207.0	0.625797	Y
5	STD20 460-864234/7	40.0	28.704622	250.0	295327.0	0.717616	Y
6	STD50 460-864234/8	100.0	65.738088	250.0	298826.0	0.657381	Y
7	STD200 460-864234/9	400.0	257.604207	250.0	320612.0	0.644011	Y
8	STD500 460-864234/10	1000.0	496.47787	250.0	407282.0	0.496478	Y

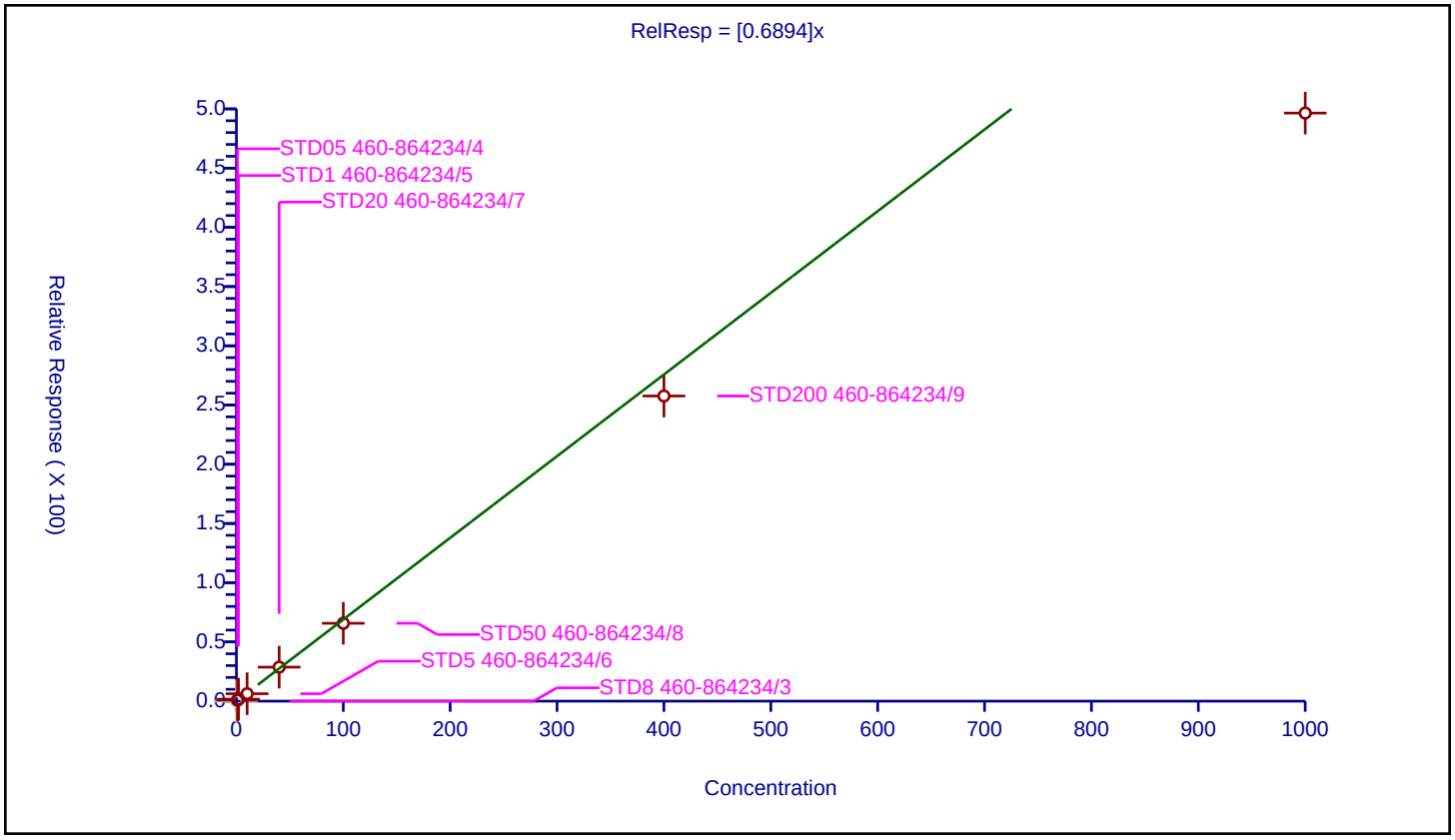

Curve Type:	Average
Weighting:	Conc_Sq
Origin:	Force
Dependency:	Response
Calib Mode:	ISTD
Response Base:	AREA
RF Rounding:	0

Curve Coefficients

Intercept:	0
Slope:	0.3744

Error Coefficients

Standard Error:	835000
Relative Standard Error:	5.4
Correlation Coefficient:	0.999
Coefficient of Determination (Adjusted):	0.996

ID	Level	Concentration	Rel. Resp.	IS Amount	IS Response	RRF	Used
1	STD8 460-864234/3	0.0	0.0	50.0	552455.0	NaN	N
2	STD05 460-864234/4	0.5	0.197613	50.0	553861.0	0.395226	Y
3	STD1 460-864234/5	1.0	0.382825	50.0	505061.0	0.382825	Y
4	STD5 460-864234/6	5.0	1.8309	50.0	522011.0	0.36618	Y
5	STD20 460-864234/7	20.0	7.622121	50.0	503764.0	0.381106	Y
6	STD50 460-864234/8	50.0	19.290287	50.0	502499.0	0.385806	Y
7	STD200 460-864234/9	200.0	75.342906	50.0	527404.0	0.376715	Y
8	STD500 460-864234/10	500.0	166.405545	50.0	563020.0	0.332811	Y

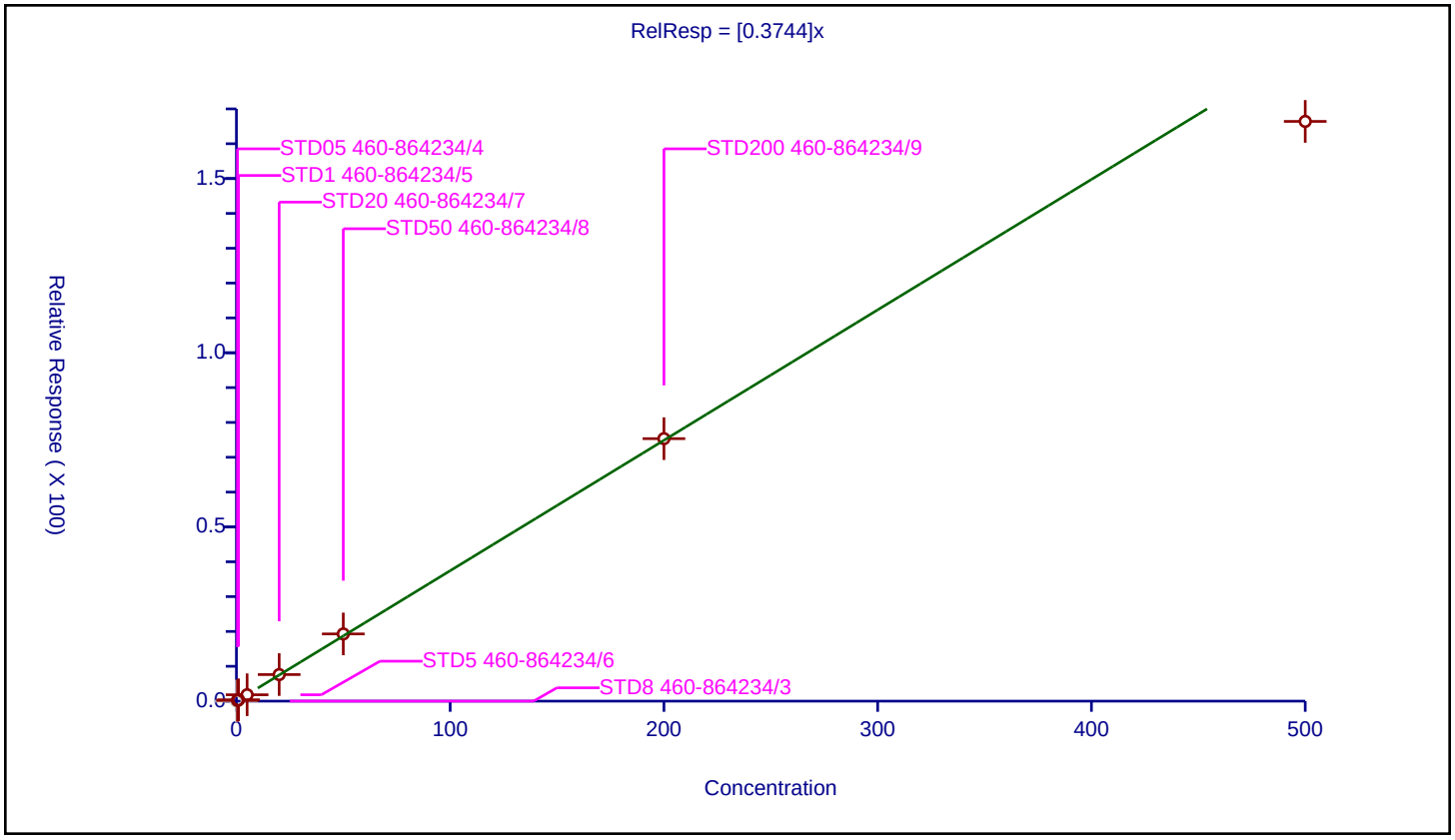

Curve Type:	Average
Weighting:	Conc_Sq
Origin:	Force
Dependency:	Response
Calib Mode:	ISTD
Response Base:	AREA
RF Rounding:	0

Curve Coefficients

Intercept:	0
Slope:	1.479

Error Coefficients

Standard Error:	3320000
Relative Standard Error:	5.0
Correlation Coefficient:	1.000
Coefficient of Determination (Adjusted):	0.997

ID	Level	Concentration	Rel. Resp.	IS Amount	IS Response	RRF	Used
1	STD8 460-864234/3	0.0	0.0	50.0	552455.0	NaN	N
2	STD05 460-864234/4	0.5	0.73764	50.0	553861.0	1.47528	Y
3	STD1 460-864234/5	1.0	1.505363	50.0	505061.0	1.505363	Y
4	STD5 460-864234/6	5.0	7.442851	50.0	522011.0	1.48857	Y
5	STD20 460-864234/7	20.0	31.213227	50.0	503764.0	1.560661	Y
6	STD50 460-864234/8	50.0	76.287316	50.0	502499.0	1.525746	Y
7	STD200 460-864234/9	200.0	293.113154	50.0	527404.0	1.465566	Y
8	STD500 460-864234/10	500.0	664.57133	50.0	563020.0	1.329143	Y

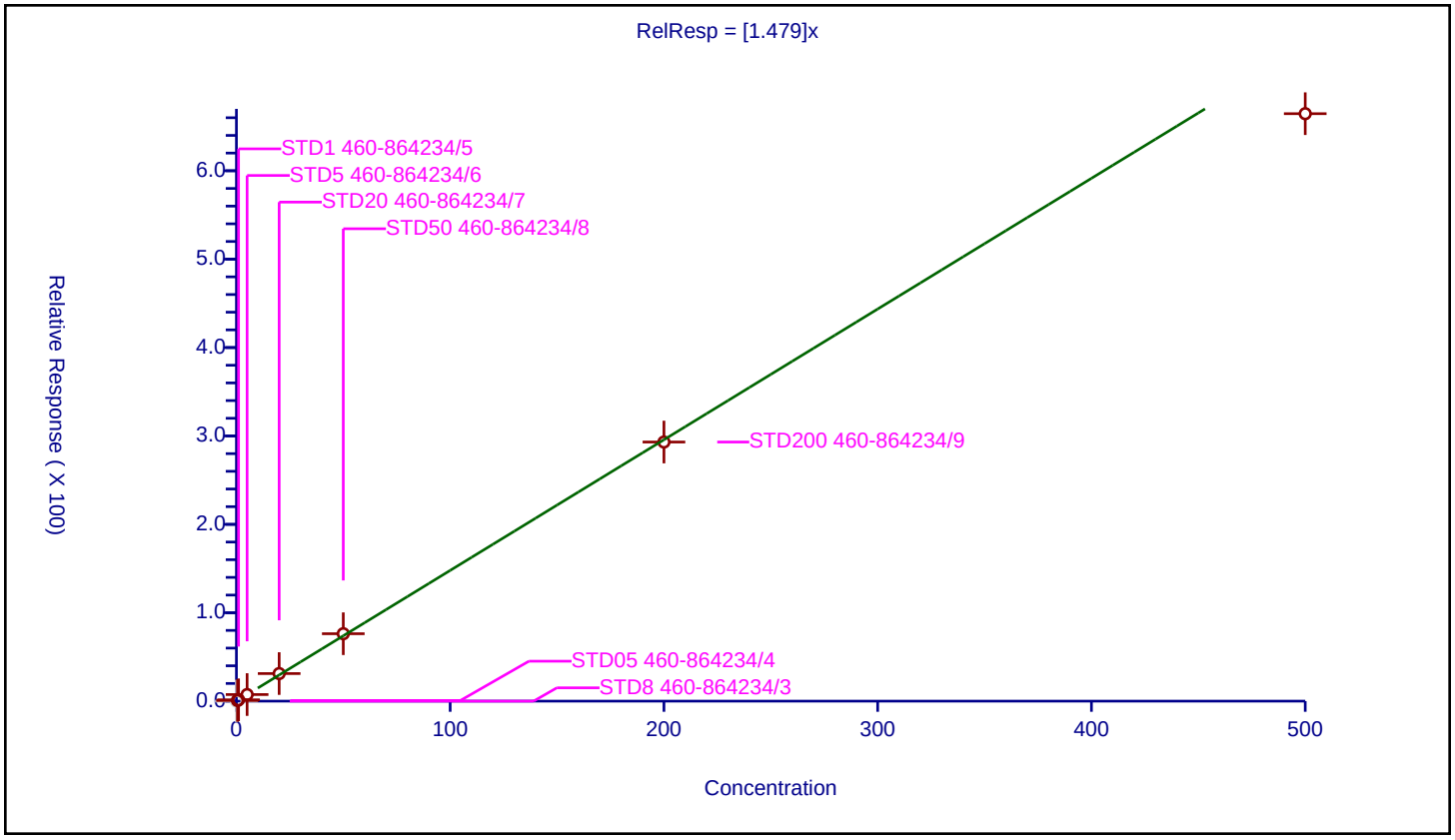

Curve Type:	Average
Weighting:	Conc_Sq
Origin:	Force
Dependency:	Response
Calib Mode:	ISTD
Response Base:	AREA
RF Rounding:	0

Curve Coefficients

Intercept:	0
Slope:	0.1762

Error Coefficients

Standard Error:	372000
Relative Standard Error:	15.0
Correlation Coefficient:	1.000
Coefficient of Determination (Adjusted):	0.968

ID	Level	Concentration	Rel. Resp.	IS Amount	IS Response	RRF	Used
1	STD8 460-864234/3	0.0	0.0	50.0	552455.0	NaN	N
2	STD05 460-864234/4	0.5	0.101108	50.0	553861.0	0.202217	Y
3	STD1 460-864234/5	1.0	0.221062	50.0	505061.0	0.221062	Y
4	STD5 460-864234/6	5.0	0.896629	50.0	522011.0	0.179326	Y
5	STD20 460-864234/7	20.0	3.289834	50.0	503764.0	0.164492	Y
6	STD50 460-864234/8	50.0	8.092752	50.0	502499.0	0.161855	Y
7	STD200 460-864234/9	200.0	30.886379	50.0	527404.0	0.154432	Y
8	STD500 460-864234/10	500.0	75.104614	50.0	563020.0	0.150209	Y

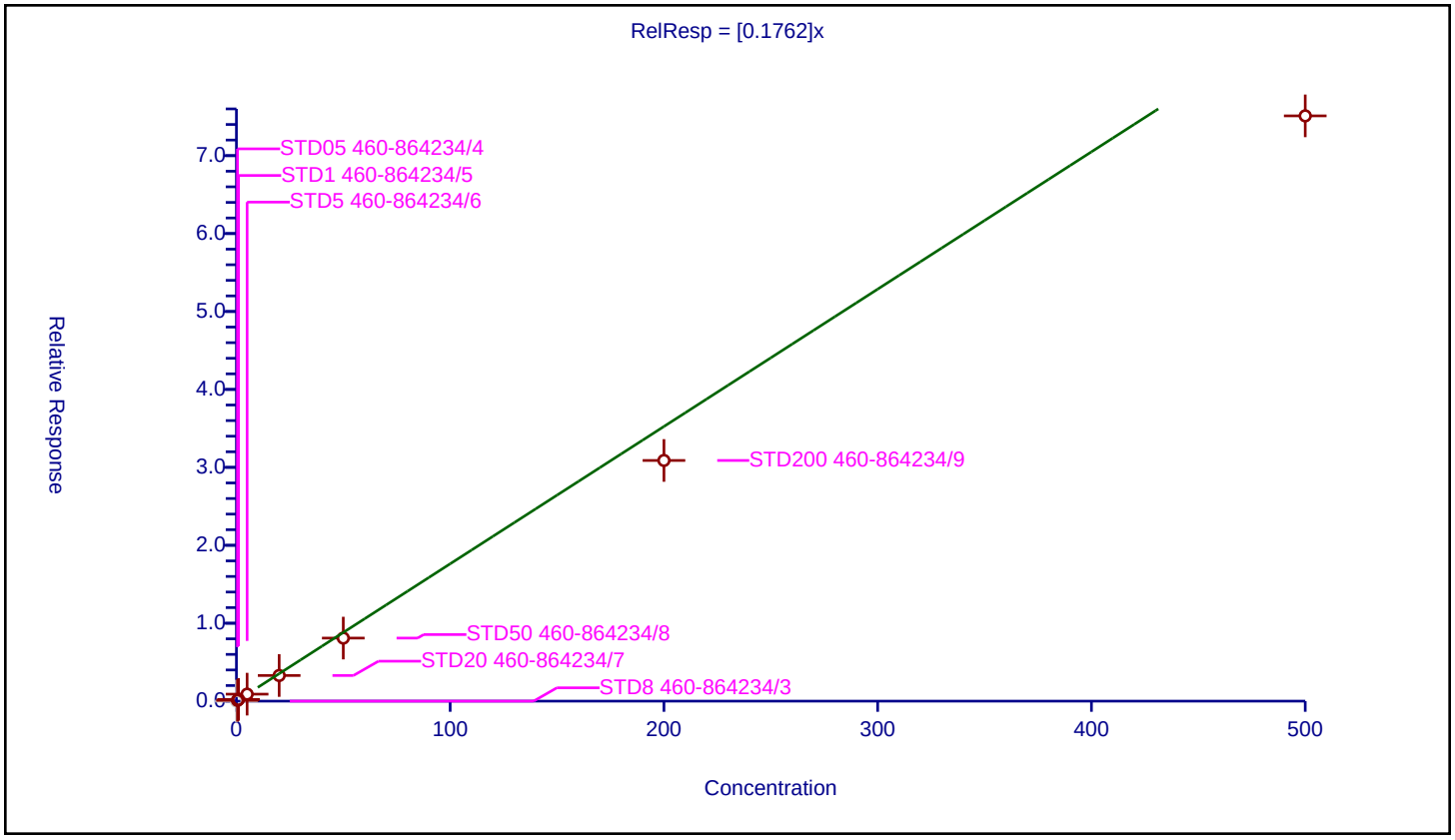

Curve Type:	Average
Weighting:	Conc_Sq
Origin:	Force
Dependency:	Response
Calib Mode:	ISTD
Response Base:	AREA
RF Rounding:	0

Curve Coefficients

Intercept:	0
Slope:	0.4774

Error Coefficients

Standard Error:	1150000
Relative Standard Error:	5.4
Correlation Coefficient:	1.000
Coefficient of Determination (Adjusted):	0.997

ID	Level	Concentration	Rel. Resp.	IS Amount	IS Response	RRF	Used
1	STD8 460-864234/3	0.0	0.0	50.0	552455.0	NaN	N
2	STD05 460-864234/4	0.5	0.218286	50.0	553861.0	0.436572	Y
3	STD1 460-864234/5	1.0	0.485288	50.0	505061.0	0.485288	Y
4	STD5 460-864234/6	5.0	2.320066	50.0	522011.0	0.464013	Y
5	STD20 460-864234/7	20.0	10.205771	50.0	503764.0	0.510289	Y
6	STD50 460-864234/8	50.0	25.3301	50.0	502499.0	0.506602	Y
7	STD200 460-864234/9	200.0	94.816687	50.0	527404.0	0.474083	Y
8	STD500 460-864234/10	500.0	232.627615	50.0	563020.0	0.465255	Y

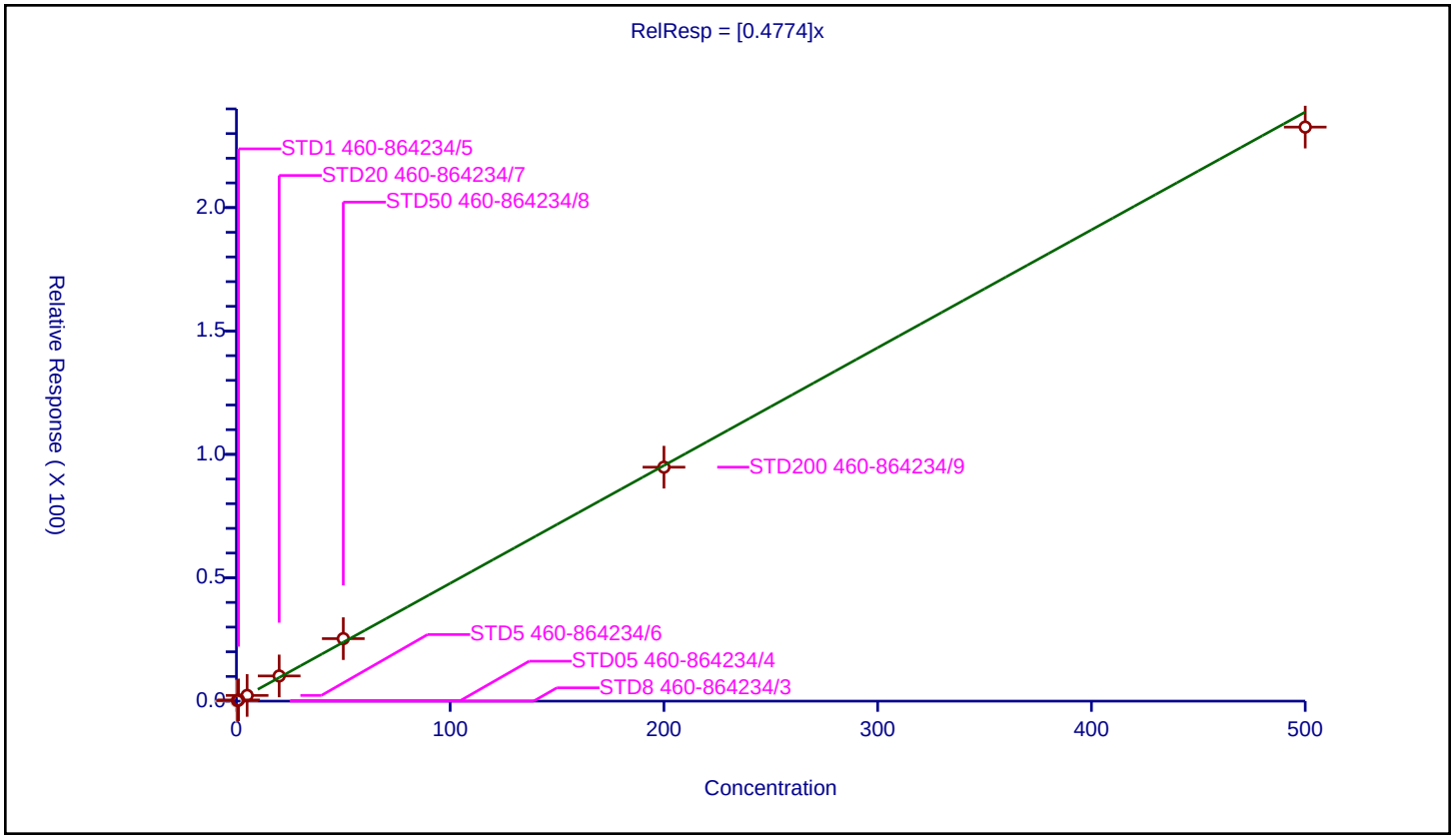

Calibration / 2-Butanone (MEK)

Curve Type:	Average
Weighting:	Conc_Sq
Origin:	Force
Dependency:	Response
Calib Mode:	ISTD
Response Base:	AREA
RF Rounding:	0

Curve Coefficients

Intercept:	0
Slope:	0.4162

Error Coefficients

Standard Error:	598000
Relative Standard Error:	16.6
Correlation Coefficient:	0.998
Coefficient of Determination (Adjusted):	0.959

ID	Level	Concentration	Rel. Resp.	IS Amount	IS Response	RRF	Used
1	STD8 460-864234/3	0.0	0.0	250.0	311233.0	NaN	N
2	STD05 460-864234/4	2.5	1.29987	250.0	313493.0	0.519948	Y
3	STD1 460-864234/5	5.0	2.527787	250.0	290966.0	0.505557	Y
4	STD5 460-864234/6	25.0	9.377626	250.0	308207.0	0.375105	Y
5	STD20 460-864234/7	100.0	39.801644	250.0	295327.0	0.398016	Y
6	STD50 460-864234/8	250.0	97.998501	250.0	298826.0	0.391994	Y
7	STD200 460-864234/9	1000.0	385.298273	250.0	320612.0	0.385298	Y
8	STD500 460-864234/10	2500.0	843.798032	250.0	407282.0	0.337519	Y

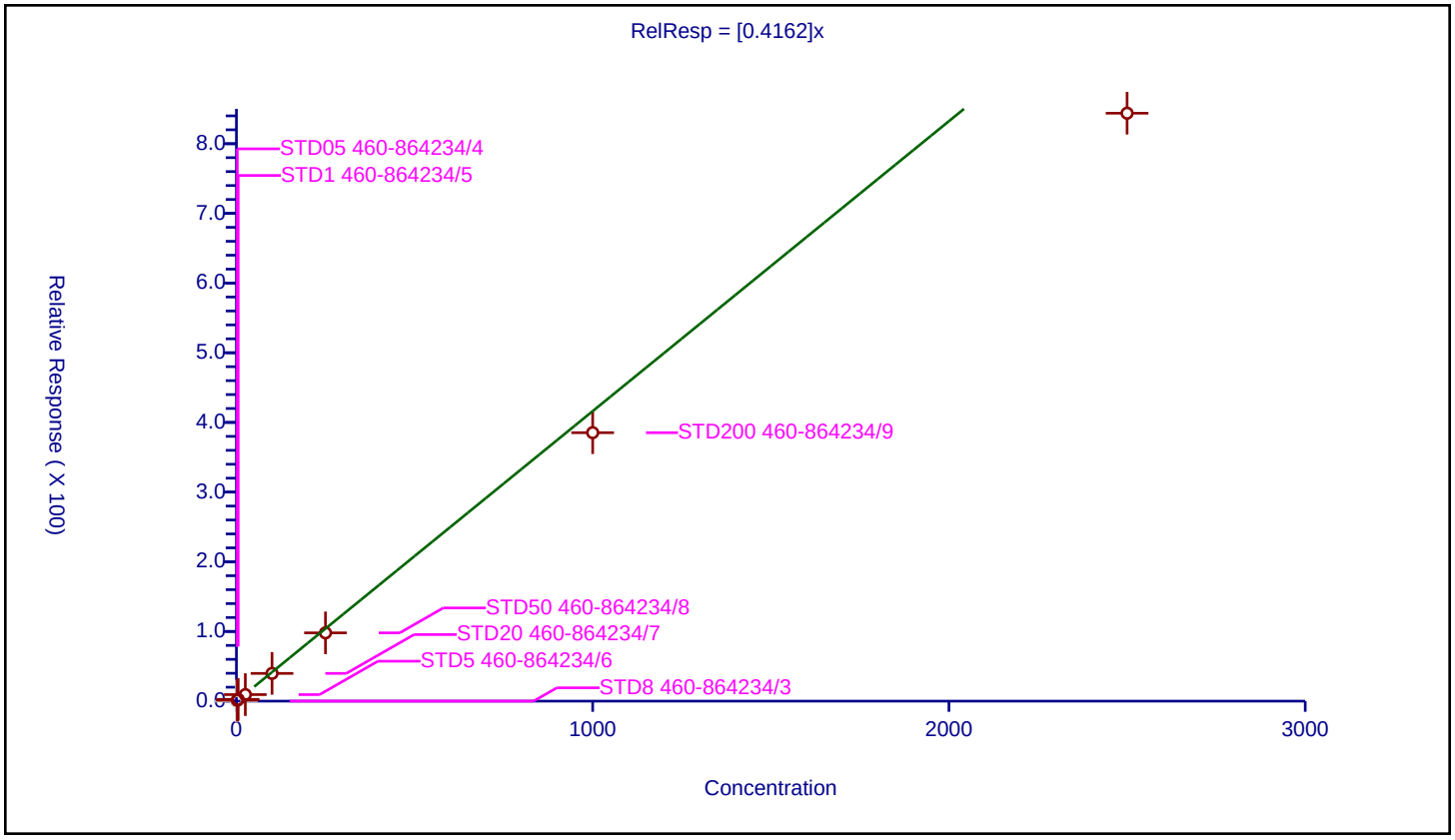

Calibration / Ethyl acetate

Curve Type:	Average
Weighting:	Conc_Sq
Origin:	Force
Dependency:	Response
Calib Mode:	ISTD
Response Base:	AREA
RF Rounding:	0

Curve Coefficients

Intercept:	0
Slope:	0.3715

Error Coefficients

Standard Error:	241000
Relative Standard Error:	9.6
Correlation Coefficient:	1.000
Coefficient of Determination (Adjusted):	0.990

ID	Level	Concentration	Rel. Resp.	IS Amount	IS Response	RRF	Used
1	STD8 460-864234/3	0.0	0.0	250.0	311233.0	NaN	N
2	STD05 460-864234/4	1.0	0.0	250.0	313493.0	0.0	N
3	STD1 460-864234/5	2.0	0.71486	250.0	290966.0	0.35743	Y
4	STD5 460-864234/6	10.0	4.006236	250.0	308207.0	0.400624	Y
5	STD20 460-864234/7	40.0	16.232007	250.0	295327.0	0.4058	Y
6	STD50 460-864234/8	100.0	37.892452	250.0	298826.0	0.378925	Y
7	STD200 460-864234/9	400.0	151.384696	250.0	320612.0	0.378462	Y
8	STD500 460-864234/10	1000.0	307.511135	250.0	407282.0	0.307511	Y

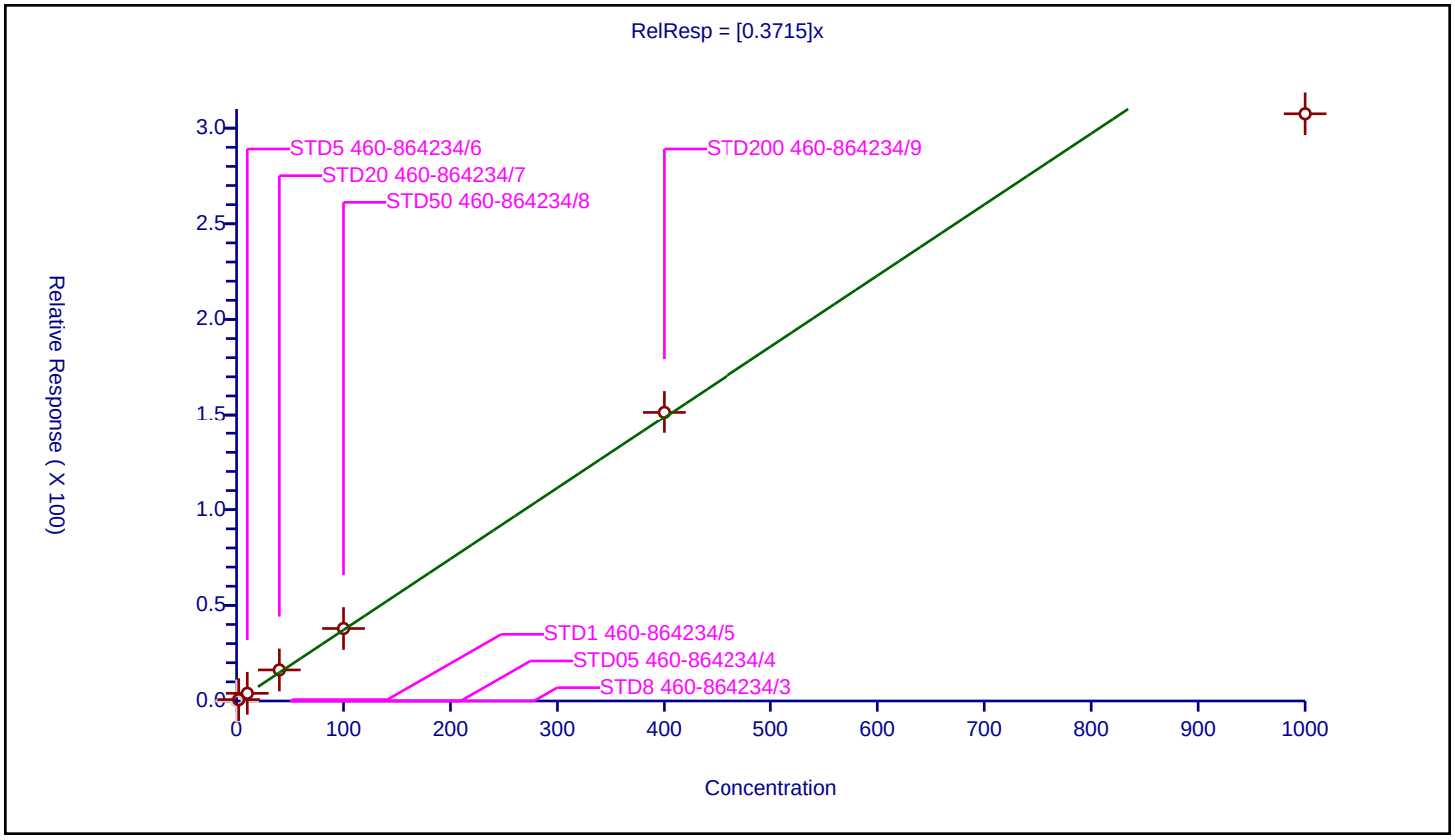

Calibration / Methyl acrylate

Curve Type:	Average
Weighting:	Conc_Sq
Origin:	Force
Dependency:	Response
Calib Mode:	ISTD
Response Base:	AREA
RF Rounding:	0

Curve Coefficients

Intercept:	0
Slope:	0.3992

Error Coefficients

Standard Error:	894000
Relative Standard Error:	13.5
Correlation Coefficient:	1.000
Coefficient of Determination (Adjusted):	0.974

ID	Level	Concentration	Rel. Resp.	IS Amount	IS Response	RRF	Used
1	STD8 460-864234/3	0.0	0.0	50.0	552455.0	NaN	N
2	STD05 460-864234/4	0.5	0.243653	50.0	553861.0	0.487306	Y
3	STD1 460-864234/5	1.0	0.46727	50.0	505061.0	0.46727	Y
4	STD5 460-864234/6	5.0	1.8309	50.0	522011.0	0.36618	Y
5	STD20 460-864234/7	20.0	7.501727	50.0	503764.0	0.375086	Y
6	STD50 460-864234/8	50.0	18.530883	50.0	502499.0	0.370618	Y
7	STD200 460-864234/9	200.0	73.19114	50.0	527404.0	0.365956	Y
8	STD500 460-864234/10	500.0	181.022344	50.0	563020.0	0.362045	Y

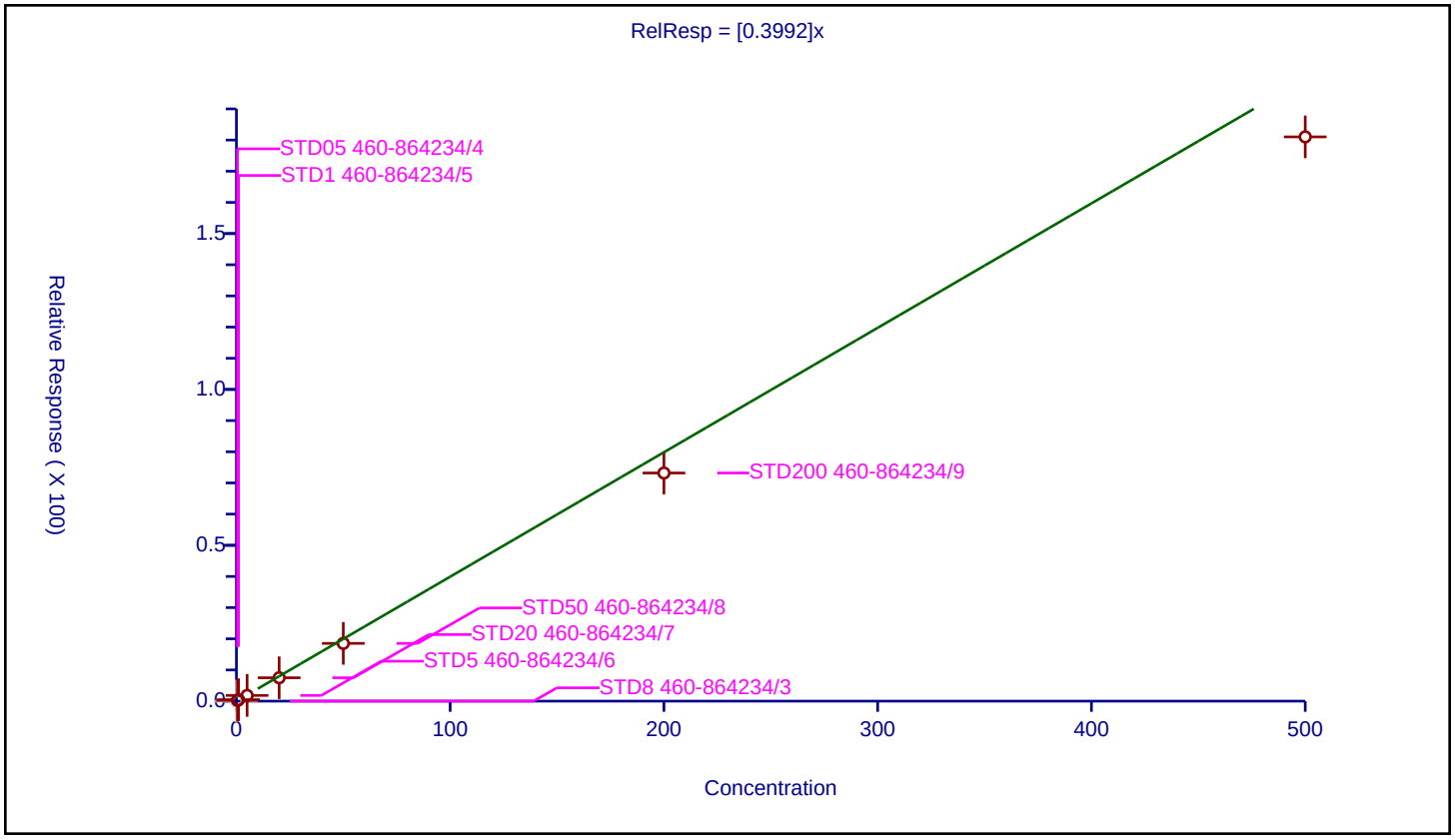

Curve Type:	Average
Weighting:	Conc_Sq
Origin:	Force
Dependency:	Response
Calib Mode:	ISTD
Response Base:	AREA
RF Rounding:	0

Curve Coefficients

Intercept:	0
Slope:	14.65

Error Coefficients

Standard Error:	1390000
Relative Standard Error:	9.7
Correlation Coefficient:	1.000
Coefficient of Determination (Adjusted):	0.988

ID	Level	Concentration	Rel. Resp.	IS Amount	IS Response	RRF	Used
1	STD8 460-864234/3	0.0	0.0	1000.0	43331.0	NaN	N
2	STD05 460-864234/4	5.0	77.774045	1000.0	41672.0	15.554809	Y
3	STD1 460-864234/5	10.0	152.061382	1000.0	38057.0	15.206138	Y
4	STD5 460-864234/6	50.0	688.982744	1000.0	41435.0	13.779655	Y
5	STD20 460-864234/7	200.0	3013.305322	1000.0	41412.0	15.066527	Y
6	STD50 460-864234/8	500.0	7496.790185	1000.0	40345.0	14.99358	Y
7	STD200 460-864234/9	2000.0	32220.454308	1000.0	38212.0	16.110227	Y
8	STD500 460-864234/10	5000.0	59245.590033	1000.0	54819.0	11.849118	Y

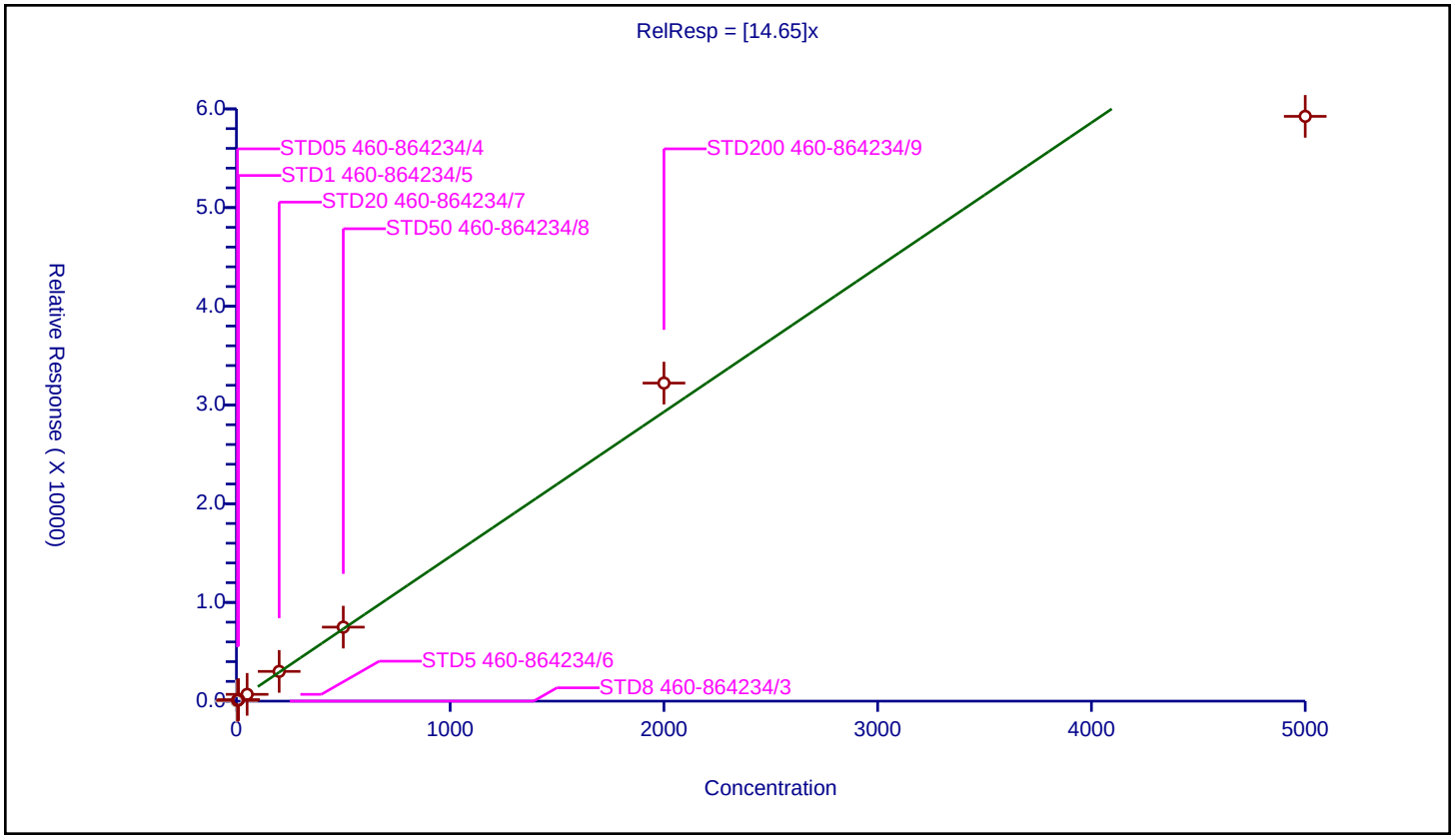

Curve Type:	Average
Weighting:	Conc_Sq
Origin:	Force
Dependency:	Response
Calib Mode:	ISTD
Response Base:	AREA
RF Rounding:	0

Curve Coefficients

Intercept:	0
Slope:	0.2316

Error Coefficients

Standard Error:	538000
Relative Standard Error:	4.4
Correlation Coefficient:	1.000
Coefficient of Determination (Adjusted):	0.998

ID	Level	Concentration	Rel. Resp.	IS Amount	IS Response	RRF	Used
1	STD8 460-864234/3	0.0	0.0	50.0	552455.0	NaN	N
2	STD05 460-864234/4	0.5	0.112844	50.0	553861.0	0.225688	Y
3	STD1 460-864234/5	1.0	0.244723	50.0	505061.0	0.244723	Y
4	STD5 460-864234/6	5.0	1.151891	50.0	522011.0	0.230378	Y
5	STD20 460-864234/7	20.0	4.853562	50.0	503764.0	0.242678	Y
6	STD50 460-864234/8	50.0	11.820621	50.0	502499.0	0.236412	Y
7	STD200 460-864234/9	200.0	44.886652	50.0	527404.0	0.224433	Y
8	STD500 460-864234/10	500.0	108.558222	50.0	563020.0	0.217116	Y

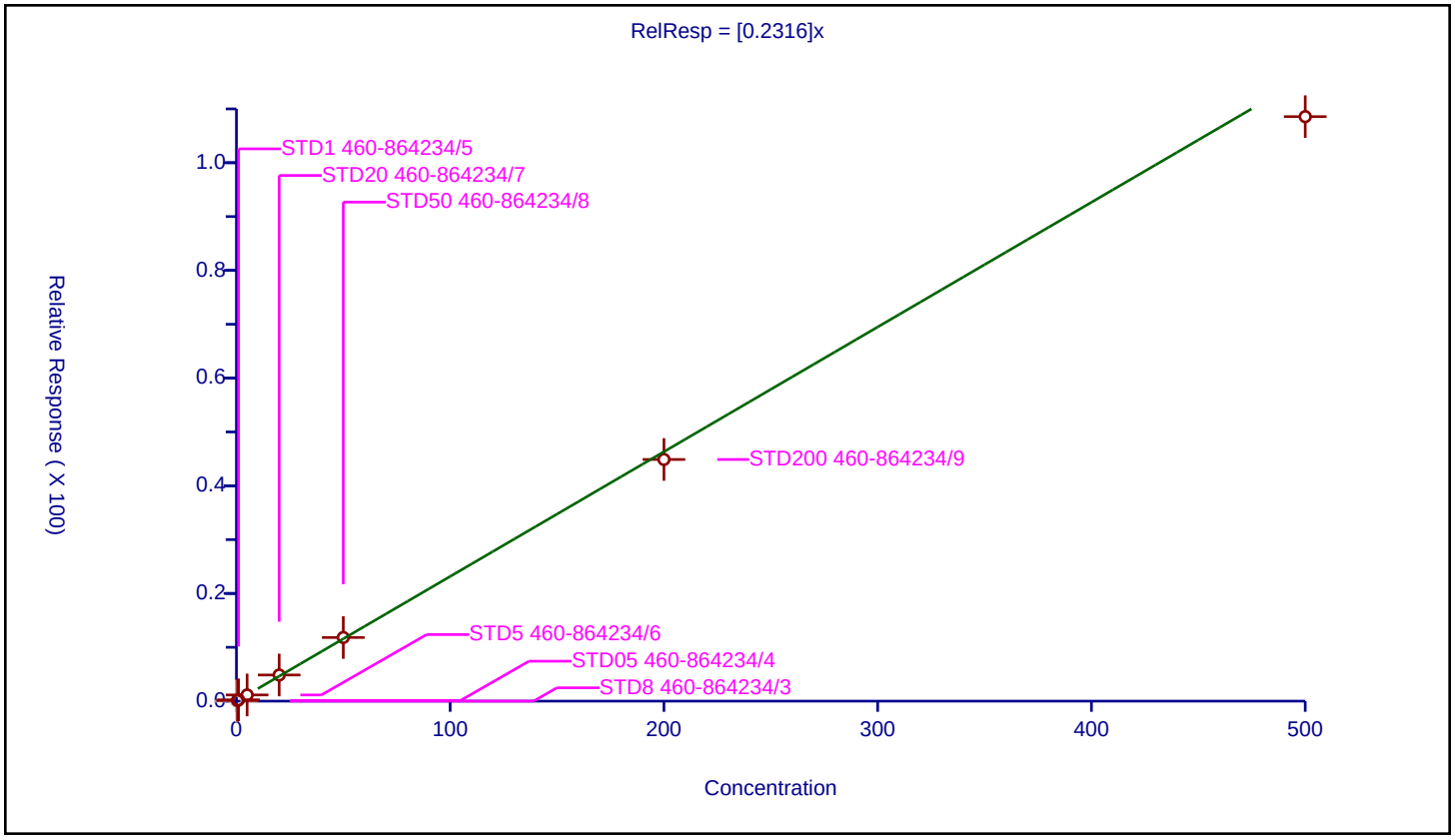

Calibration / Tetrahydrofuran

Curve Type:	Average
Weighting:	Conc_Sq
Origin:	Force
Dependency:	Response
Calib Mode:	ISTD
Response Base:	AREA
RF Rounding:	0

Curve Coefficients

Intercept:	0
Slope:	0.494

Error Coefficients

Standard Error:	267000
Relative Standard Error:	19.0
Correlation Coefficient:	0.999
Coefficient of Determination (Adjusted):	0.947

ID	Level	Concentration	Rel. Resp.	IS Amount	IS Response	RRF	Used
1	STD8 460-864234/3	0.0	0.0	250.0	311233.0	NaN	N
2	STD05 460-864234/4	1.0	0.594112	250.0	313493.0	0.594112	Y
3	STD1 460-864234/5	2.0	1.291388	250.0	290966.0	0.645694	Y
4	STD5 460-864234/6	10.0	4.899305	250.0	308207.0	0.48993	Y
5	STD20 460-864234/7	40.0	18.718234	250.0	295327.0	0.467956	Y
6	STD50 460-864234/8	100.0	44.960111	250.0	298826.0	0.449601	Y
7	STD200 460-864234/9	400.0	173.983662	250.0	320612.0	0.434959	Y
8	STD500 460-864234/10	1000.0	376.036137	250.0	407282.0	0.376036	Y

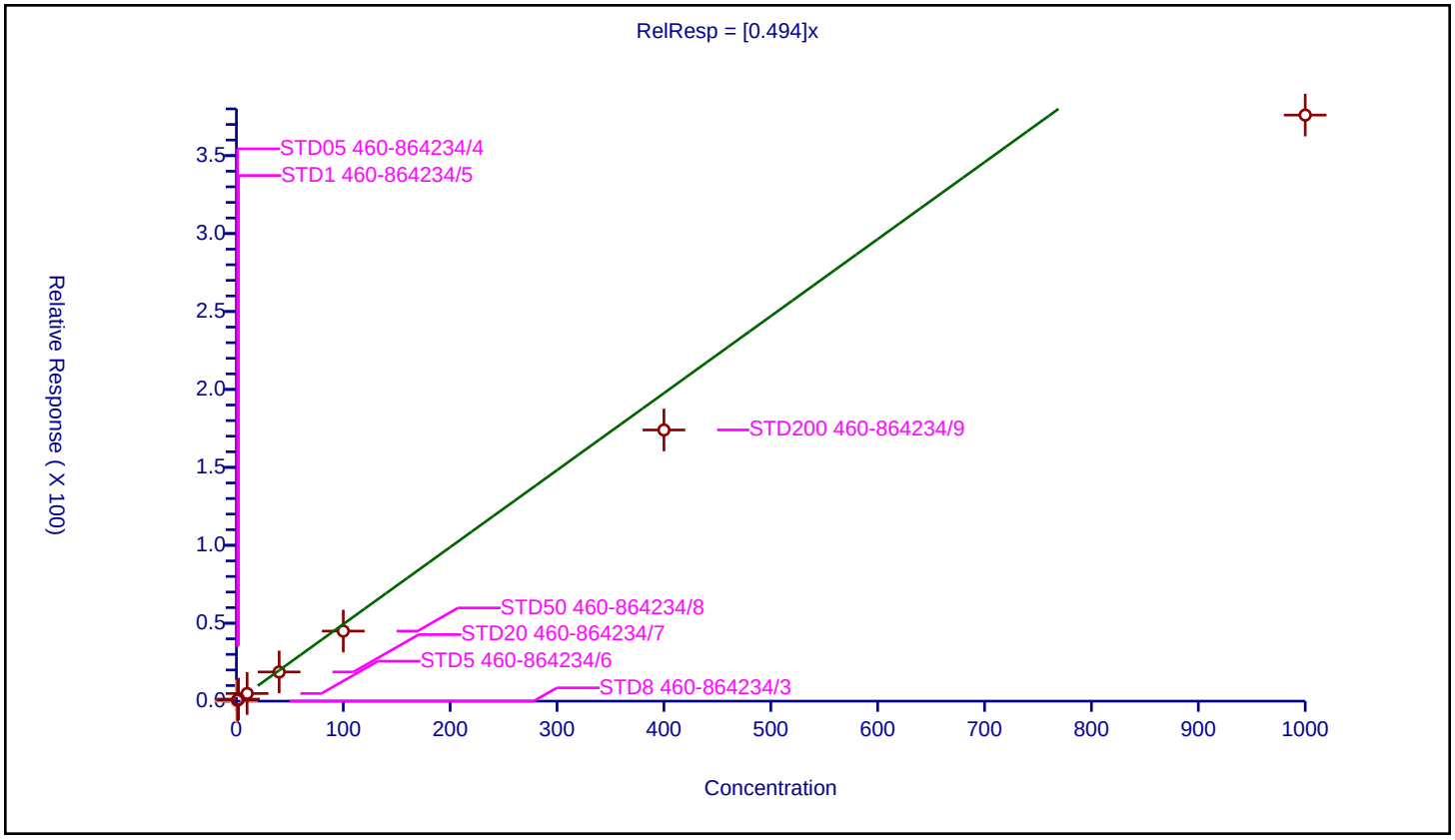

Curve Type:	Average
Weighting:	Conc_Sq
Origin:	Force
Dependency:	Response
Calib Mode:	ISTD
Response Base:	AREA
RF Rounding:	0

Curve Coefficients

Intercept:	0
Slope:	0.1703

Error Coefficients

Standard Error:	4170000
Relative Standard Error:	6.1
Correlation Coefficient:	1.000
Coefficient of Determination (Adjusted):	0.996

ID	Level	Concentration	Rel. Resp.	IS Amount	IS Response	RRF	Used
1	STD8 460-864234/3	0.0	0.0	50.0	552455.0	NaN	N
2	STD05 460-864234/4	5.0	0.752445	50.0	553861.0	0.150489	Y
3	STD1 460-864234/5	10.0	1.704646	50.0	505061.0	0.170465	Y
4	STD5 460-864234/6	50.0	8.348196	50.0	522011.0	0.166964	Y
5	STD20 460-864234/7	200.0	36.170111	50.0	503764.0	0.180851	Y
6	STD50 460-864234/8	500.0	88.521967	50.0	502499.0	0.177044	Y
7	STD200 460-864234/9	2000.0	358.152479	50.0	527404.0	0.179076	Y
8	STD500 460-864234/10	5000.0	837.48508	50.0	563020.0	0.167497	Y

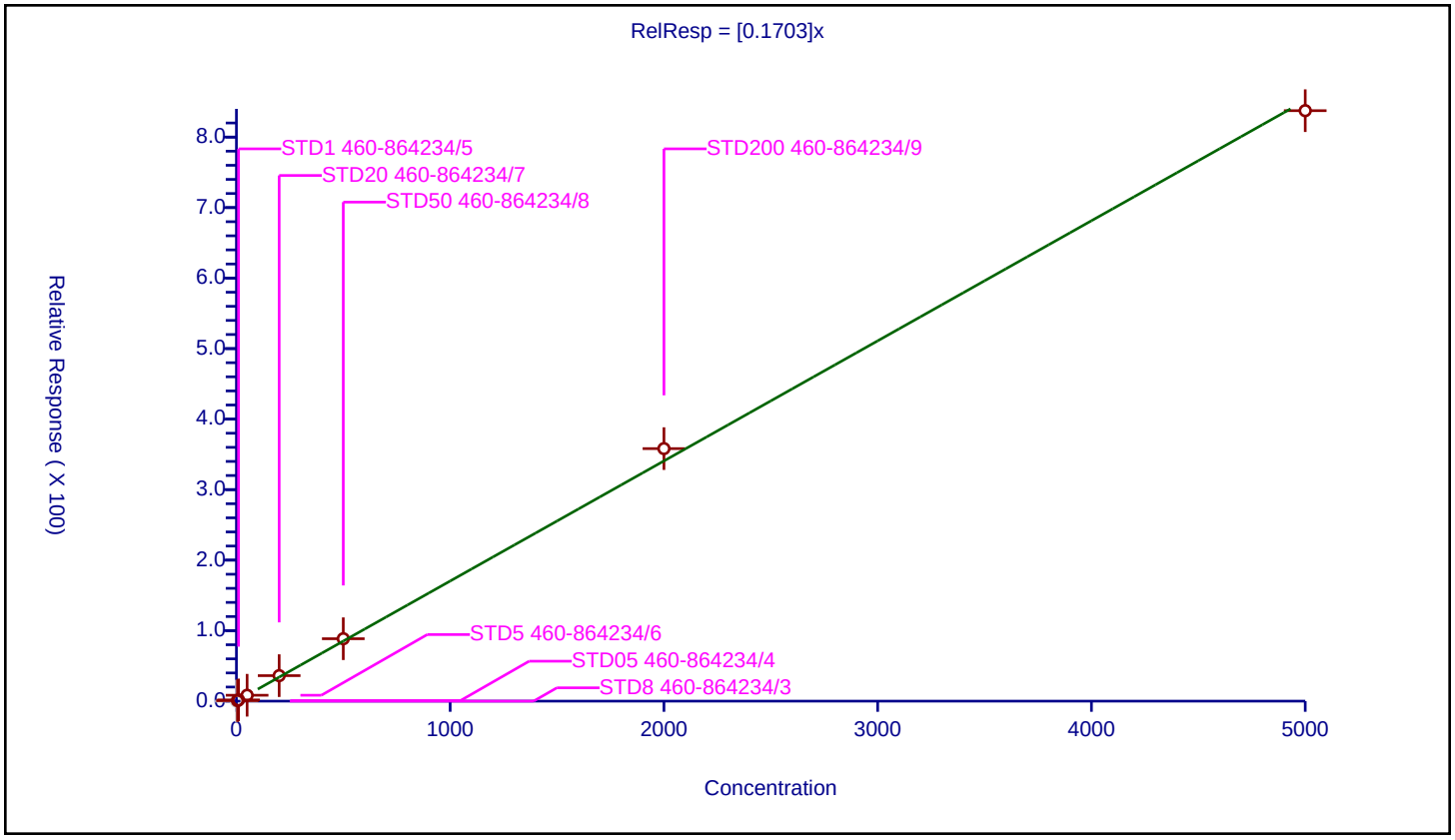

Curve Type:	Average
Weighting:	Conc_Sq
Origin:	Force
Dependency:	Response
Calib Mode:	ISTD
Response Base:	AREA
RF Rounding:	0

Curve Coefficients

Intercept:	0
Slope:	0.7999

Error Coefficients

Standard Error:	1920000
Relative Standard Error:	5.4
Correlation Coefficient:	1.000
Coefficient of Determination (Adjusted):	0.997

ID	Level	Concentration	Rel. Resp.	IS Amount	IS Response	RRF	Used
1	STD8 460-864234/3	0.0	0.0	50.0	552455.0	NaN	N
2	STD05 460-864234/4	0.5	0.361192	50.0	553861.0	0.722383	Y
3	STD1 460-864234/5	1.0	0.811684	50.0	505061.0	0.811684	Y
4	STD5 460-864234/6	5.0	4.003555	50.0	522011.0	0.800711	Y
5	STD20 460-864234/7	20.0	17.030792	50.0	503764.0	0.85154	Y
6	STD50 460-864234/8	50.0	42.05083	50.0	502499.0	0.841017	Y
7	STD200 460-864234/9	200.0	159.612555	50.0	527404.0	0.798063	Y
8	STD500 460-864234/10	500.0	387.116355	50.0	563020.0	0.774233	Y

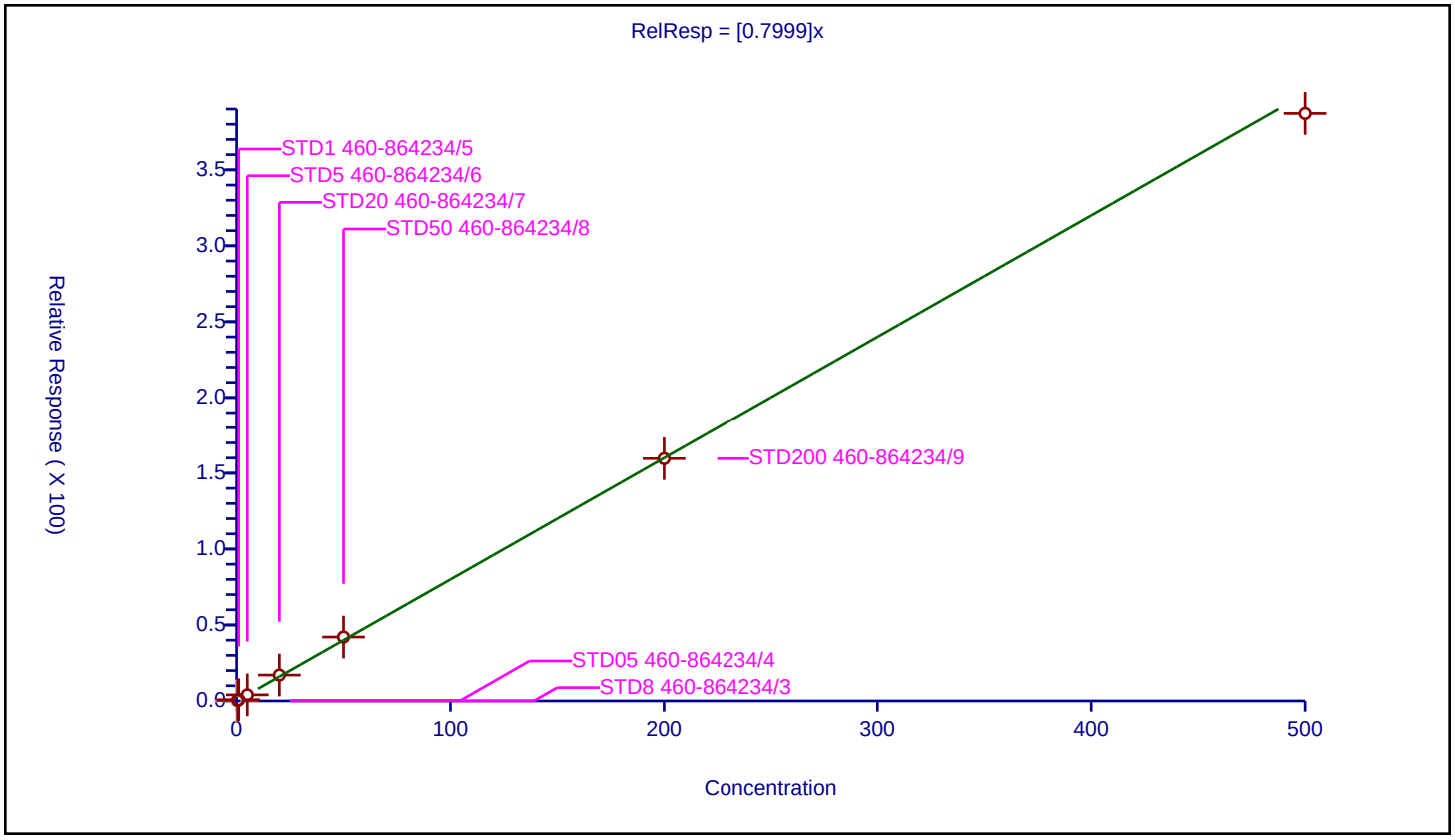

Calibration / Cyclohexane

Curve Type:	Average
Weighting:	Conc_Sq
Origin:	Force
Dependency:	Response
Calib Mode:	ISTD
Response Base:	AREA
RF Rounding:	0

Curve Coefficients

Intercept:	0
Slope:	0.5754

Error Coefficients

Standard Error:	1380000
Relative Standard Error:	4.7
Correlation Coefficient:	1.000
Coefficient of Determination (Adjusted):	0.997

ID	Level	Concentration	Rel. Resp.	IS Amount	IS Response	RRF	Used
1	STD8 460-864234/3	0.0	0.0	50.0	552455.0	NaN	N
2	STD05 460-864234/4	0.5	0.2952	50.0	553861.0	0.590401	Y
3	STD1 460-864234/5	1.0	0.596661	50.0	505061.0	0.596661	Y
4	STD5 460-864234/6	5.0	2.673507	50.0	522011.0	0.534701	Y
5	STD20 460-864234/7	20.0	11.495065	50.0	503764.0	0.574753	Y
6	STD50 460-864234/8	50.0	30.661156	50.0	502499.0	0.613223	Y
7	STD200 460-864234/9	200.0	112.238625	50.0	527404.0	0.561193	Y
8	STD500 460-864234/10	500.0	278.578558	50.0	563020.0	0.557157	Y

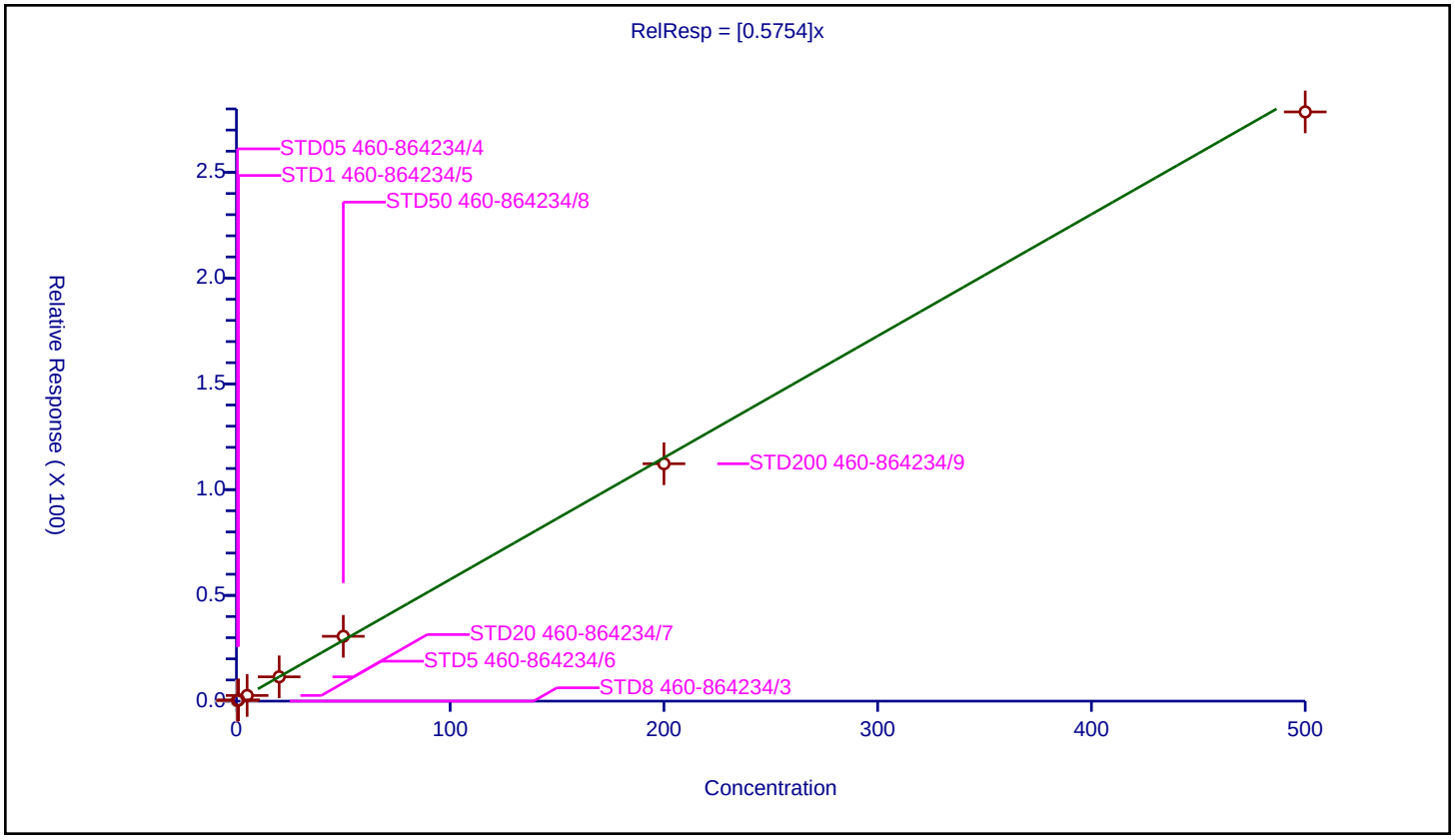

Curve Type:	Average
Weighting:	Conc_Sq
Origin:	Force
Dependency:	Response
Calib Mode:	ISTD
Response Base:	AREA
RF Rounding:	0

Curve Coefficients

Intercept:	0
Slope:	0.6738

Error Coefficients

Standard Error:	1630000
Relative Standard Error:	5.9
Correlation Coefficient:	1.000
Coefficient of Determination (Adjusted):	0.996

ID	Level	Concentration	Rel. Resp.	IS Amount	IS Response	RRF	Used
1	STD8 460-864234/3	0.0	0.0	50.0	552455.0	NaN	N
2	STD05 460-864234/4	0.5	0.360018	50.0	553861.0	0.720036	Y
3	STD1 460-864234/5	1.0	0.599334	50.0	505061.0	0.599334	Y
4	STD5 460-864234/6	5.0	3.317842	50.0	522011.0	0.663568	Y
5	STD20 460-864234/7	20.0	13.962093	50.0	503764.0	0.698105	Y
6	STD50 460-864234/8	50.0	35.260568	50.0	502499.0	0.705211	Y
7	STD200 460-864234/9	200.0	133.821416	50.0	527404.0	0.669107	Y
8	STD500 460-864234/10	500.0	330.649888	50.0	563020.0	0.6613	Y

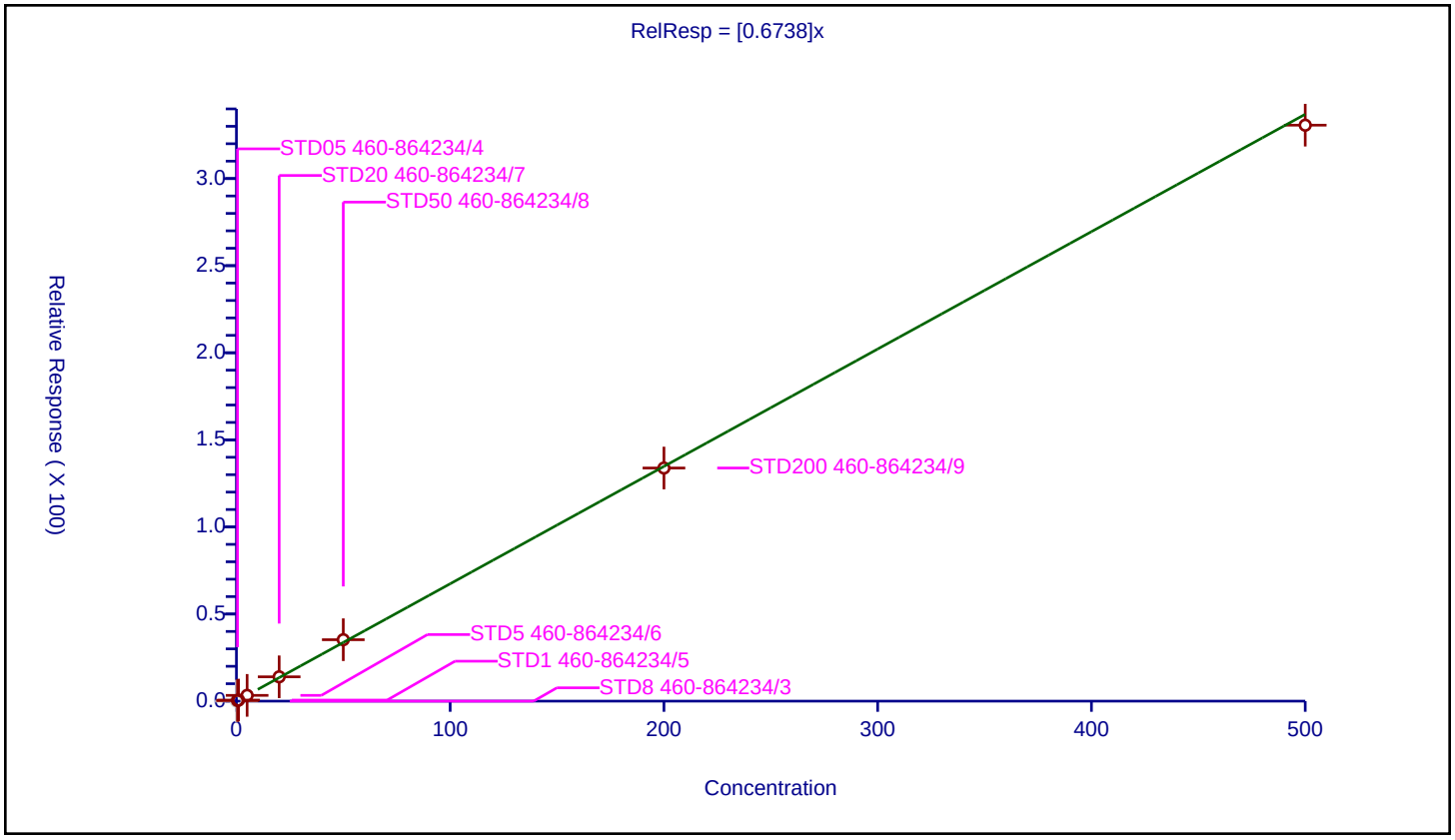

Calibration / Dibromofluoromethane (Surr)

Curve Type:	Average
Weighting:	Conc_Sq
Origin:	Force
Dependency:	Response
Calib Mode:	ISTD
Response Base:	AREA
RF Rounding:	0

Curve Coefficients

Intercept:	0
Slope:	0.2591

Error Coefficients

Standard Error:	147000
Relative Standard Error:	1.9
Correlation Coefficient:	0
Coefficient of Determination (Adjusted):	0

ID	Level	Concentration	Rel. Resp.	IS Amount	IS Response	RRF	Used
1	STD8 460-864234/3	50.0	13.057444	50.0	552455.0	0.261149	Y
2	STD05 460-864234/4	50.0	13.068983	50.0	553861.0	0.26138	Y
3	STD1 460-864234/5	50.0	13.217314	50.0	505061.0	0.264346	Y
4	STD5 460-864234/6	50.0	13.10662	50.0	522011.0	0.262132	Y
5	STD20 460-864234/7	50.0	13.110603	50.0	503764.0	0.262212	Y
6	STD50 460-864234/8	50.0	12.896145	50.0	502499.0	0.257923	Y
7	STD200 460-864234/9	50.0	12.590633	50.0	527404.0	0.251813	Y
8	STD500 460-864234/10	50.0	12.595467	50.0	563020.0	0.251909	Y

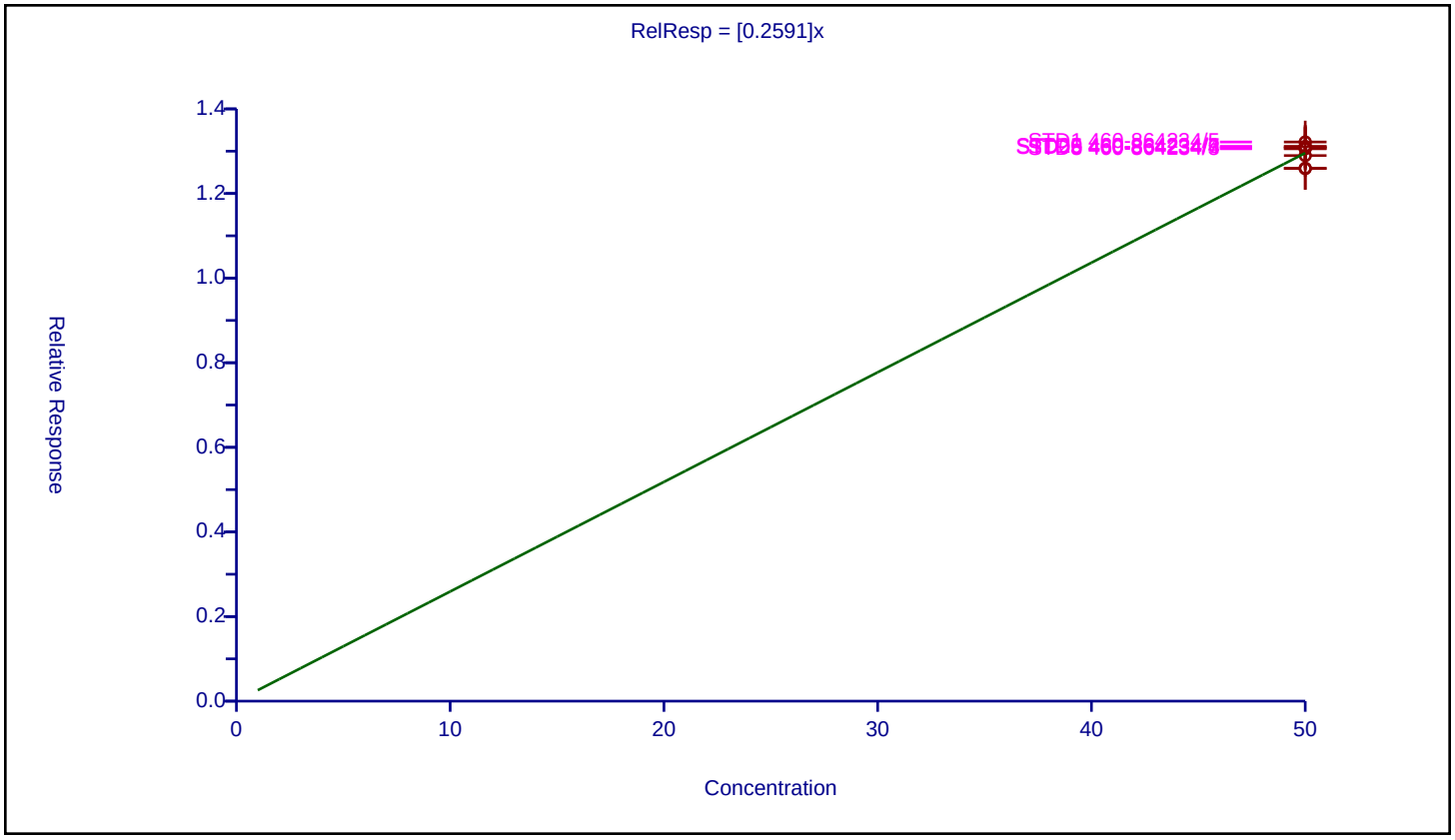

Calibration / Carbon tetrachloride

Curve Type:	Average
Weighting:	Conc_Sq
Origin:	Force
Dependency:	Response
Calib Mode:	ISTD
Response Base:	AREA
RF Rounding:	0

Curve Coefficients

Intercept:	0
Slope:	0.5729

Error Coefficients

Standard Error:	1380000
Relative Standard Error:	2.4
Correlation Coefficient:	0.999
Coefficient of Determination (Adjusted):	0.999

ID	Level	Concentration	Rel. Resp.	IS Amount	IS Response	RRF	Used
1	STD8 460-864234/3	0.0	0.0	50.0	552455.0	NaN	N
2	STD05 460-864234/4	0.5	0.28527	50.0	553861.0	0.57054	Y
3	STD1 460-864234/5	1.0	0.587355	50.0	505061.0	0.587355	Y
4	STD5 460-864234/6	5.0	2.800516	50.0	522011.0	0.560103	Y
5	STD20 460-864234/7	20.0	11.552632	50.0	503764.0	0.577632	Y
6	STD50 460-864234/8	50.0	29.700258	50.0	502499.0	0.594005	Y
7	STD200 460-864234/9	200.0	112.251519	50.0	527404.0	0.561258	Y
8	STD500 460-864234/10	500.0	279.743704	50.0	563020.0	0.559487	Y

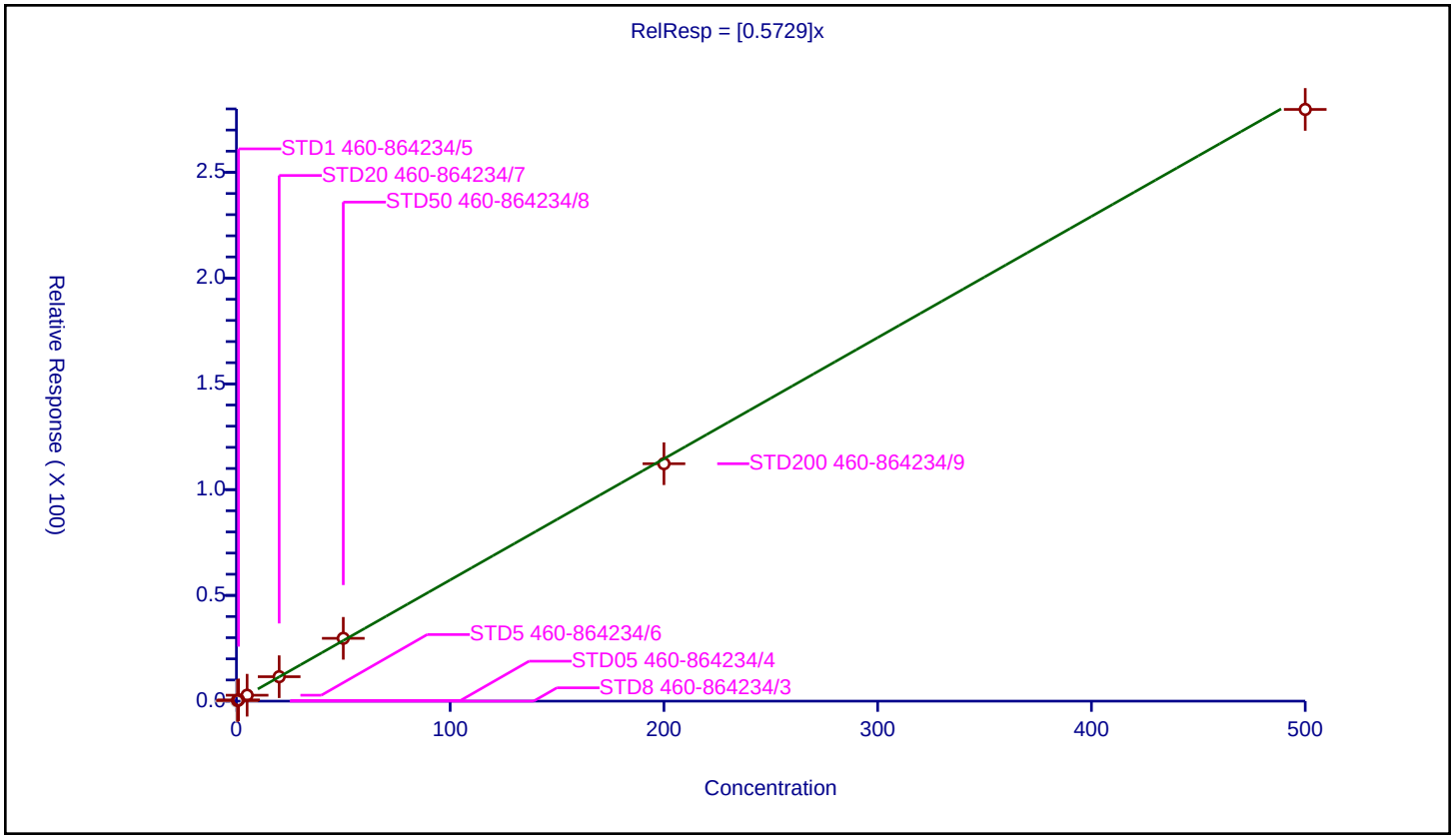

Calibration / 1,1-Dichloropropene

Curve Type:	Average
Weighting:	Conc_Sq
Origin:	Force
Dependency:	Response
Calib Mode:	ISTD
Response Base:	AREA
RF Rounding:	0

Curve Coefficients

Intercept:	0
Slope:	0.5845

Error Coefficients

Standard Error:	1390000
Relative Standard Error:	2.9
Correlation Coefficient:	1.000
Coefficient of Determination (Adjusted):	0.999

ID	Level	Concentration	Rel. Resp.	IS Amount	IS Response	RRF	Used
1	STD8 460-864234/3	0.0	0.0	50.0	552455.0	NaN	N
2	STD05 460-864234/4	0.5	0.292853	50.0	553861.0	0.585707	Y
3	STD1 460-864234/5	1.0	0.60953	50.0	505061.0	0.60953	Y
4	STD5 460-864234/6	5.0	2.893426	50.0	522011.0	0.578685	Y
5	STD20 460-864234/7	20.0	11.71491	50.0	503764.0	0.585746	Y
6	STD50 460-864234/8	50.0	30.061652	50.0	502499.0	0.601233	Y
7	STD200 460-864234/9	200.0	113.870012	50.0	527404.0	0.56935	Y
8	STD500 460-864234/10	500.0	280.727594	50.0	563020.0	0.561455	Y

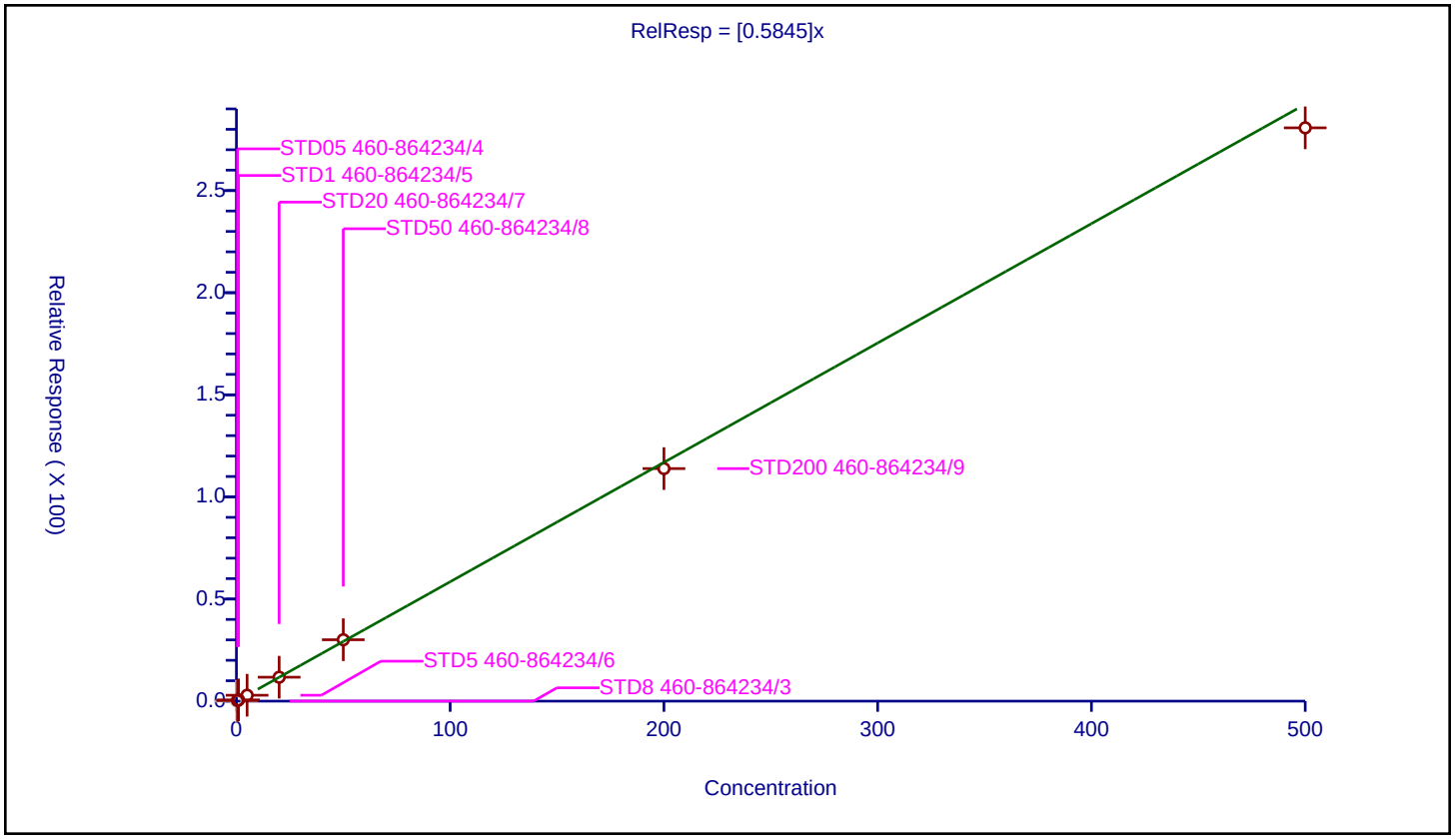

Calibration / Isobutyl alcohol

Curve Type:	Average
Weighting:	Conc_Sq
Origin:	Force
Dependency:	Response
Calib Mode:	ISTD
Response Base:	AREA
RF Rounding:	0

Curve Coefficients

Intercept:	0
Slope:	7.201

Error Coefficients

Standard Error:	1720000
Relative Standard Error:	16.9
Correlation Coefficient:	0.999
Coefficient of Determination (Adjusted):	0.961

ID	Level	Concentration	Rel. Resp.	IS Amount	IS Response	RRF	Used
1	STD8 460-864234/3	0.0	0.0	1000.0	43331.0	NaN	N
2	STD05 460-864234/4	12.5	97.475523	1000.0	41672.0	7.798042	Y
3	STD1 460-864234/5	25.0	232.6773	1000.0	38057.0	9.307092	Y
4	STD5 460-864234/6	125.0	764.112465	1000.0	41435.0	6.1129	Y
5	STD20 460-864234/7	500.0	3174.538781	1000.0	41412.0	6.349078	Y
6	STD50 460-864234/8	1250.0	8878.745817	1000.0	40345.0	7.102997	Y
7	STD200 460-864234/9	5000.0	39348.764786	1000.0	38212.0	7.869753	Y
8	STD500 460-864234/10	12500.0	73346.394498	1000.0	54819.0	5.867712	Y

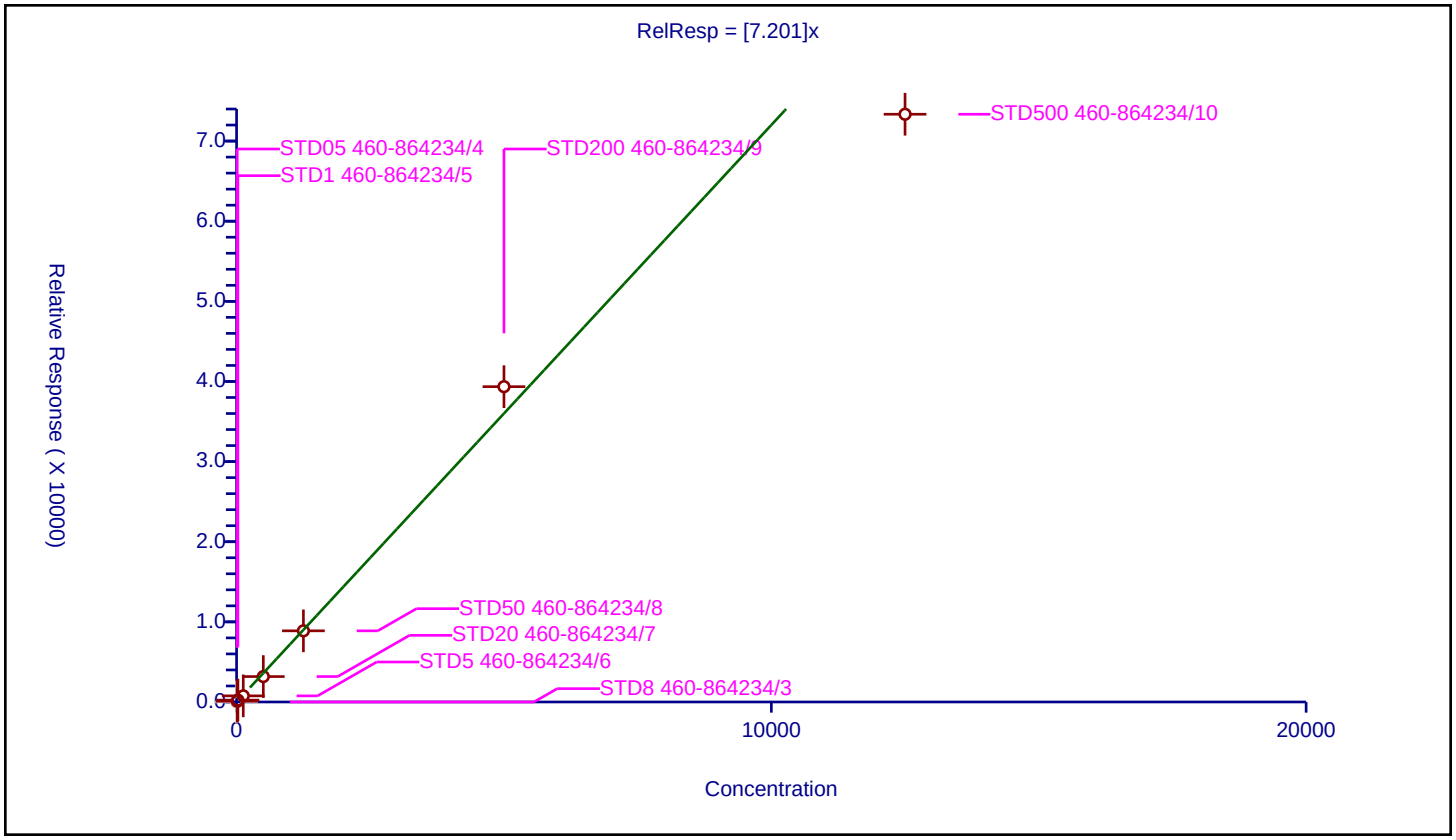

Calibration / Isooctane

Curve Type:	Average
Weighting:	Conc_Sq
Origin:	Force
Dependency:	Response
Calib Mode:	ISTD
Response Base:	AREA
RF Rounding:	0

Curve Coefficients

Intercept:	0
Slope:	1.51

Error Coefficients

Standard Error:	3800000
Relative Standard Error:	10.2
Correlation Coefficient:	0.999
Coefficient of Determination (Adjusted):	0.987

ID	Level	Concentration	Rel. Resp.	IS Amount	IS Response	RRF	Used
1	STD8 460-864234/3	0.0	0.0	50.0	552455.0	NaN	N
2	STD05 460-864234/4	0.5	0.798666	50.0	553861.0	1.597332	Y
3	STD1 460-864234/5	1.0	1.509125	50.0	505061.0	1.509125	Y
4	STD5 460-864234/6	5.0	6.36931	50.0	522011.0	1.273862	Y
5	STD20 460-864234/7	20.0	26.973245	50.0	503764.0	1.348662	Y
6	STD50 460-864234/8	50.0	80.587623	50.0	502499.0	1.611752	Y
7	STD200 460-864234/9	200.0	343.005267	50.0	527404.0	1.715026	Y
8	STD500 460-864234/10	500.0	757.504884	50.0	563020.0	1.51501	Y

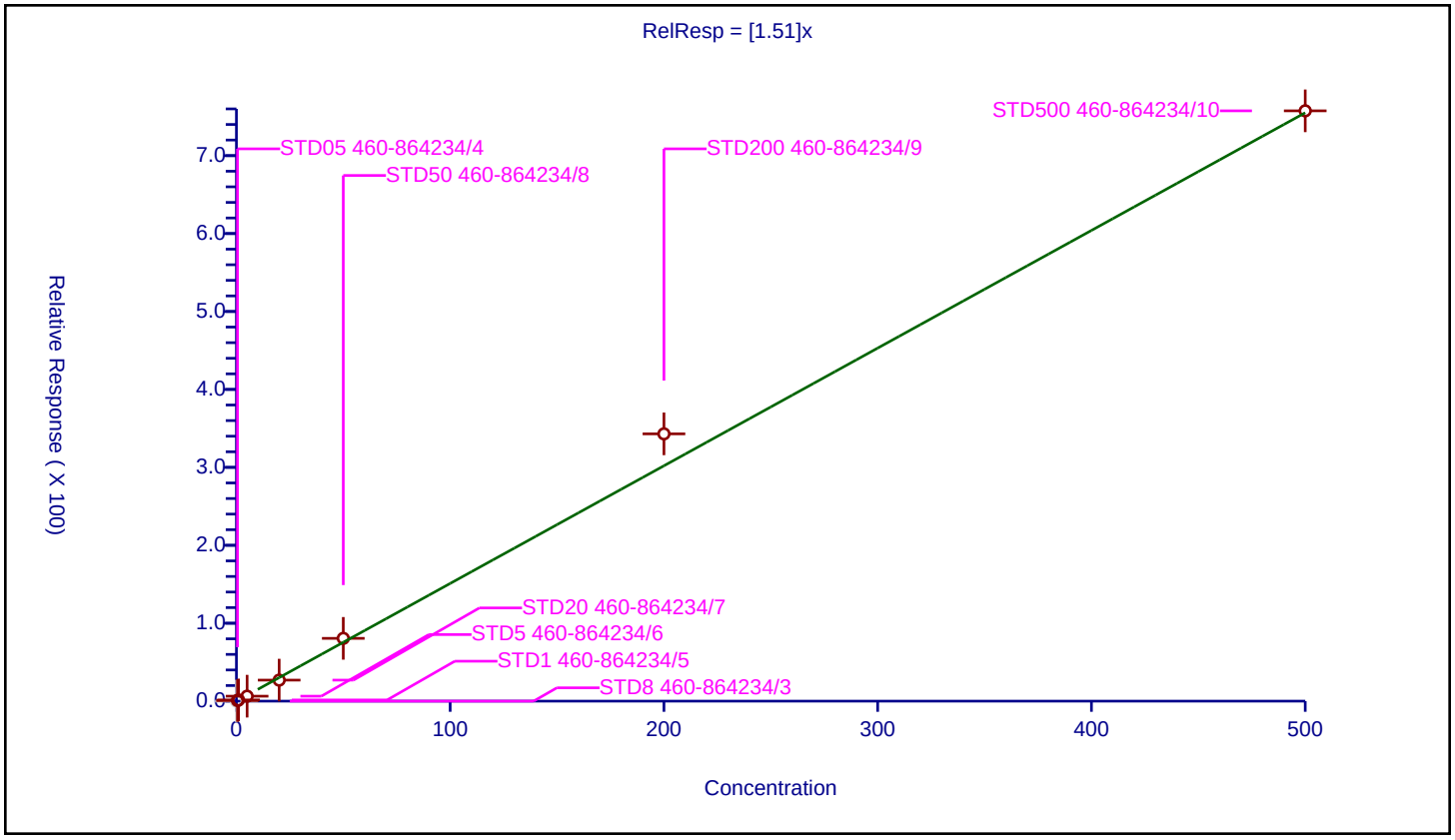

Calibration / Benzene

Curve Type:	Average
Weighting:	Conc_Sq
Origin:	Force
Dependency:	Response
Calib Mode:	ISTD
Response Base:	AREA
RF Rounding:	0

Curve Coefficients

Intercept:	0
Slope:	2.48

Error Coefficients

Standard Error:	4140000
Relative Standard Error:	5.1
Correlation Coefficient:	1.000
Coefficient of Determination (Adjusted):	0.997

ID	Level	Concentration	Rel. Resp.	IS Amount	IS Response	RRF	Used
1	STD8 460-864234/3	0.0	0.0	50.0	372553.0	NaN	N
2	STD05 460-864234/4	0.5	1.196234	50.0	378772.0	2.392468	Y
3	STD1 460-864234/5	1.0	2.588338	50.0	340257.0	2.588338	Y
4	STD5 460-864234/6	5.0	12.216973	50.0	358755.0	2.443395	Y
5	STD20 460-864234/7	20.0	52.5464	50.0	345095.0	2.62732	Y
6	STD50 460-864234/8	50.0	129.9311	50.0	343250.0	2.598622	Y
7	STD200 460-864234/9	200.0	482.811363	50.0	376394.0	2.414057	Y
8	STD500 460-864234/10	500.0	1147.089621	50.0	410170.0	2.294179	Y

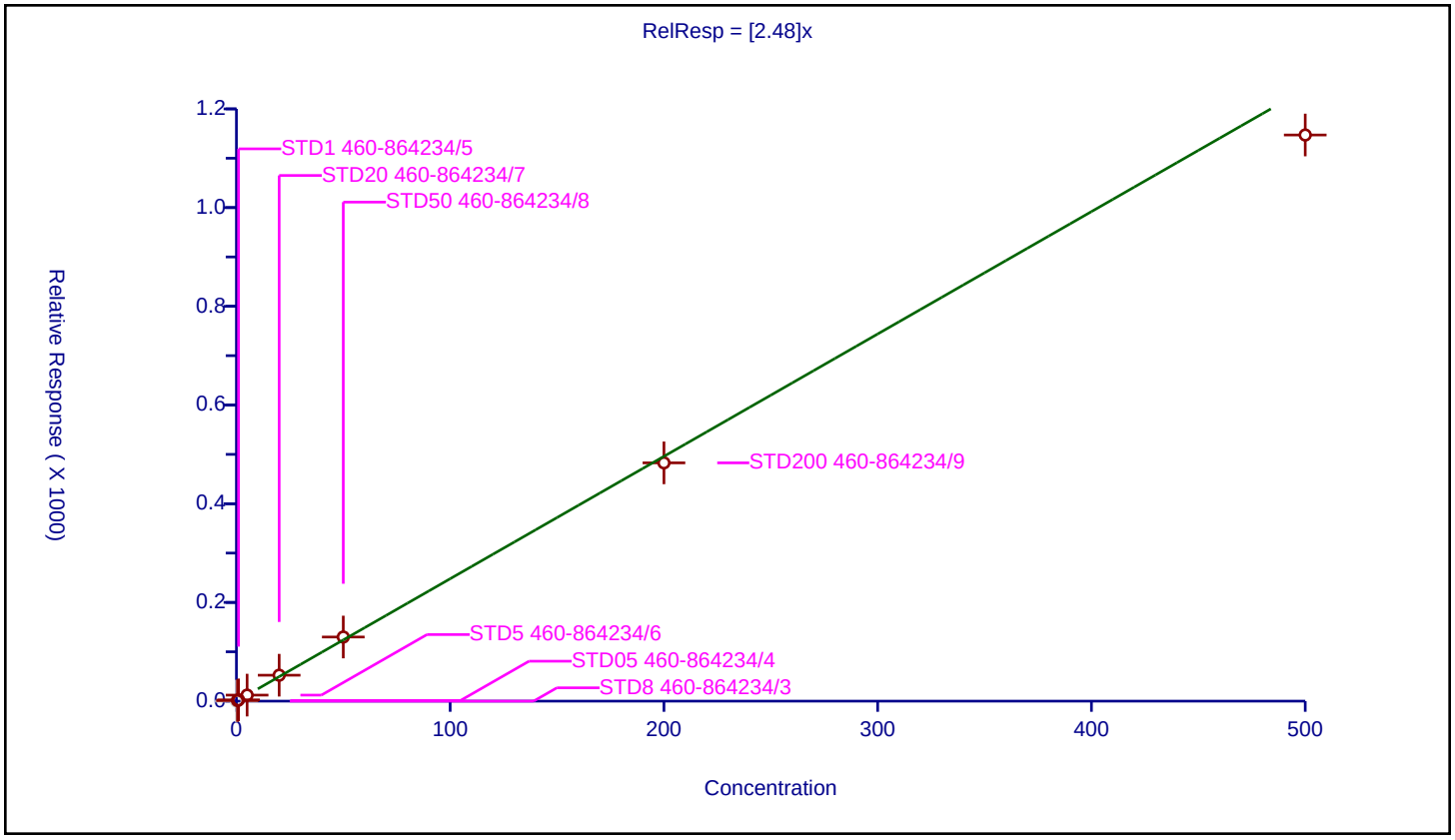

Calibration / 1,2-Dichloroethane-d4 (Surr)

Curve Type:	Average
Weighting:	Conc_Sq
Origin:	Force
Dependency:	Response
Calib Mode:	ISTD
Response Base:	AREA
RF Rounding:	0

Curve Coefficients

Intercept:	0
Slope:	0.3253

Error Coefficients

Standard Error:	185000
Relative Standard Error:	6.1
Correlation Coefficient:	NA
Coefficient of Determination (Adjusted):	0

ID	Level	Concentration	Rel. Resp.	IS Amount	IS Response	RRF	Used
1	STD8 460-864234/3	50.0	15.756396	50.0	552455.0	0.315128	Y
2	STD05 460-864234/4	50.0	15.667649	50.0	553861.0	0.313353	Y
3	STD1 460-864234/5	50.0	15.722754	50.0	505061.0	0.314455	Y
4	STD5 460-864234/6	50.0	15.871313	50.0	522011.0	0.317426	Y
5	STD20 460-864234/7	50.0	15.841446	50.0	503764.0	0.316829	Y
6	STD50 460-864234/8	50.0	15.952967	50.0	502499.0	0.319059	Y
7	STD200 460-864234/9	50.0	16.747787	50.0	527404.0	0.334956	Y
8	STD500 460-864234/10	50.0	18.575628	50.0	563020.0	0.371513	Y

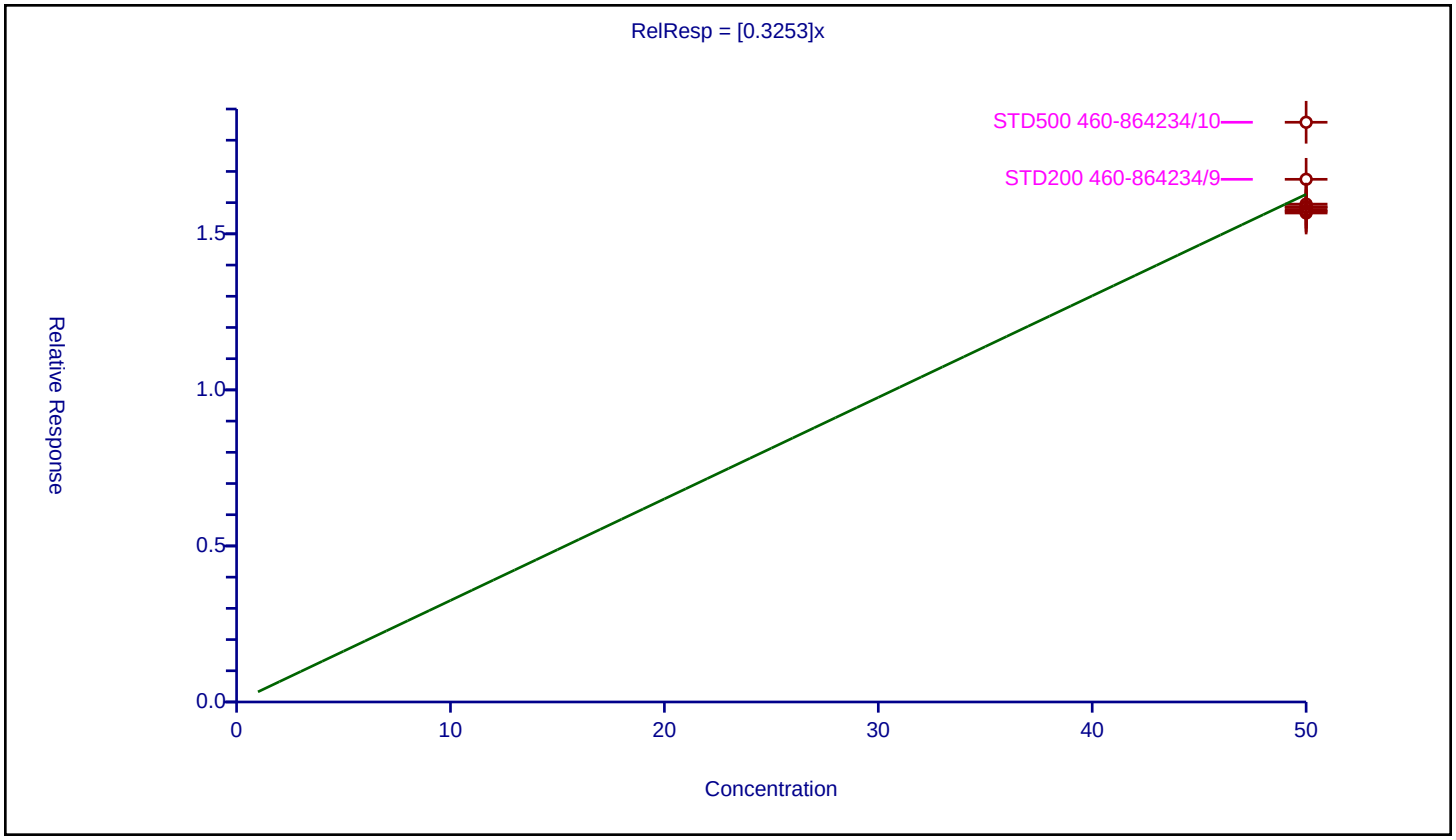

Calibration / Tert-amyl methyl ether

Curve Type:	Average
Weighting:	Conc_Sq
Origin:	Force
Dependency:	Response
Calib Mode:	ISTD
Response Base:	AREA
RF Rounding:	0

Curve Coefficients

Intercept:	0
Slope:	1.505

Error Coefficients

Standard Error:	3640000
Relative Standard Error:	9.0
Correlation Coefficient:	1.000
Coefficient of Determination (Adjusted):	0.991

ID	Level	Concentration	Rel. Resp.	IS Amount	IS Response	RRF	Used
1	STD8 460-864234/3	0.0	0.0	50.0	552455.0	NaN	N
2	STD05 460-864234/4	0.5	0.638247	50.0	553861.0	1.276494	Y
3	STD1 460-864234/5	1.0	1.40884	50.0	505061.0	1.40884	Y
4	STD5 460-864234/6	5.0	7.591411	50.0	522011.0	1.518282	Y
5	STD20 460-864234/7	20.0	33.498325	50.0	503764.0	1.674916	Y
6	STD50 460-864234/8	50.0	81.375585	50.0	502499.0	1.627512	Y
7	STD200 460-864234/9	200.0	313.250374	50.0	527404.0	1.566252	Y
8	STD500 460-864234/10	500.0	731.761305	50.0	563020.0	1.463523	Y

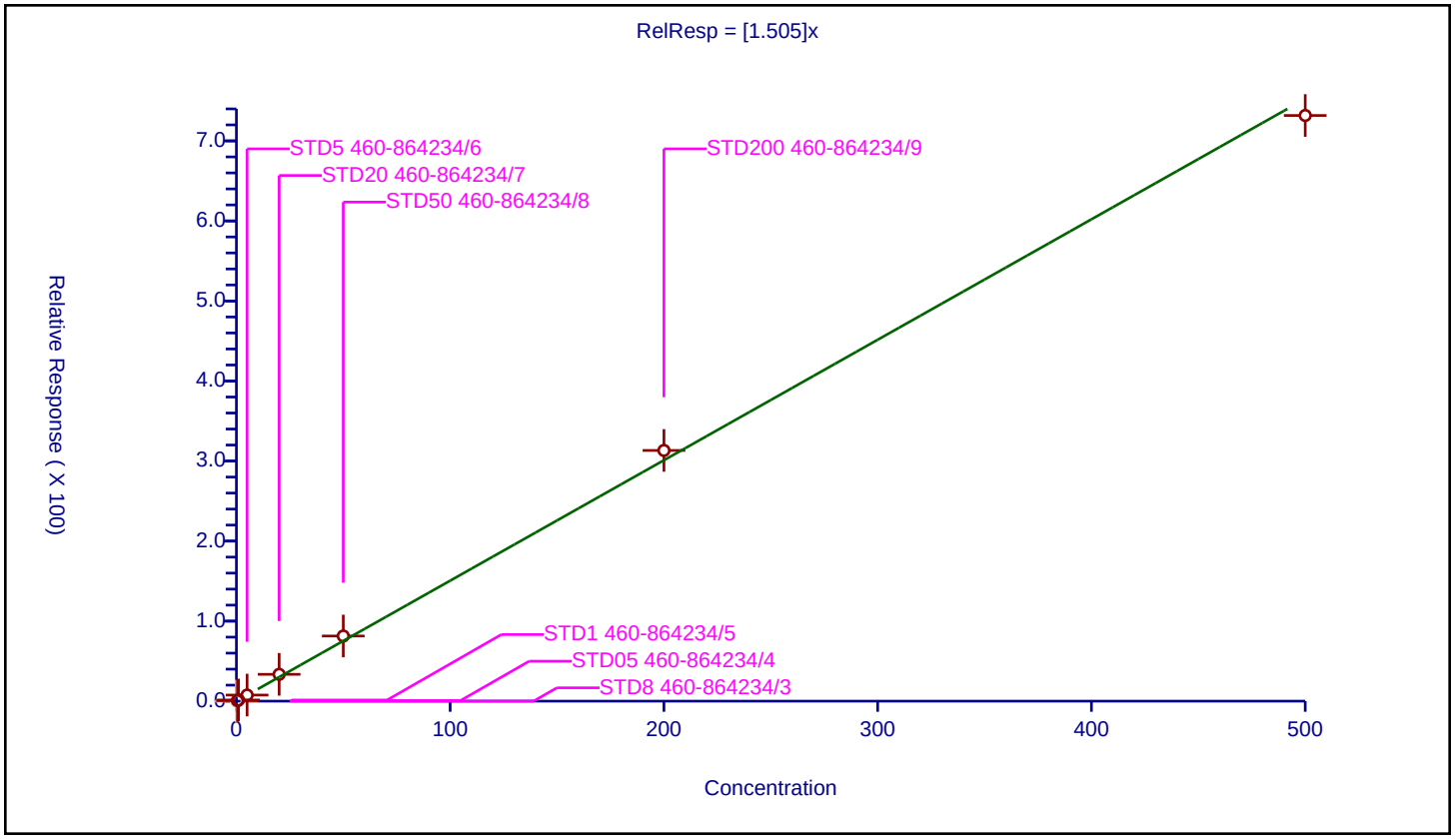

Curve Type:	Average
Weighting:	Conc_Sq
Origin:	Force
Dependency:	Response
Calib Mode:	ISTD
Response Base:	AREA
RF Rounding:	0

Curve Coefficients

Intercept:	0
Slope:	0.2452

Error Coefficients

Standard Error:	582000
Relative Standard Error:	3.6
Correlation Coefficient:	1.000
Coefficient of Determination (Adjusted):	0.998

ID	Level	Concentration	Rel. Resp.	IS Amount	IS Response	RRF	Used
1	STD8 460-864234/3	0.0	0.0	50.0	552455.0	NaN	N
2	STD05 460-864234/4	0.5	0.122865	50.0	553861.0	0.24573	Y
3	STD1 460-864234/5	1.0	0.232348	50.0	505061.0	0.232348	Y
4	STD5 460-864234/6	5.0	1.263766	50.0	522011.0	0.252753	Y
5	STD20 460-864234/7	20.0	5.12224	50.0	503764.0	0.256112	Y
6	STD50 460-864234/8	50.0	12.478831	50.0	502499.0	0.249577	Y
7	STD200 460-864234/9	200.0	48.996784	50.0	527404.0	0.244984	Y
8	STD500 460-864234/10	500.0	117.497691	50.0	563020.0	0.234995	Y

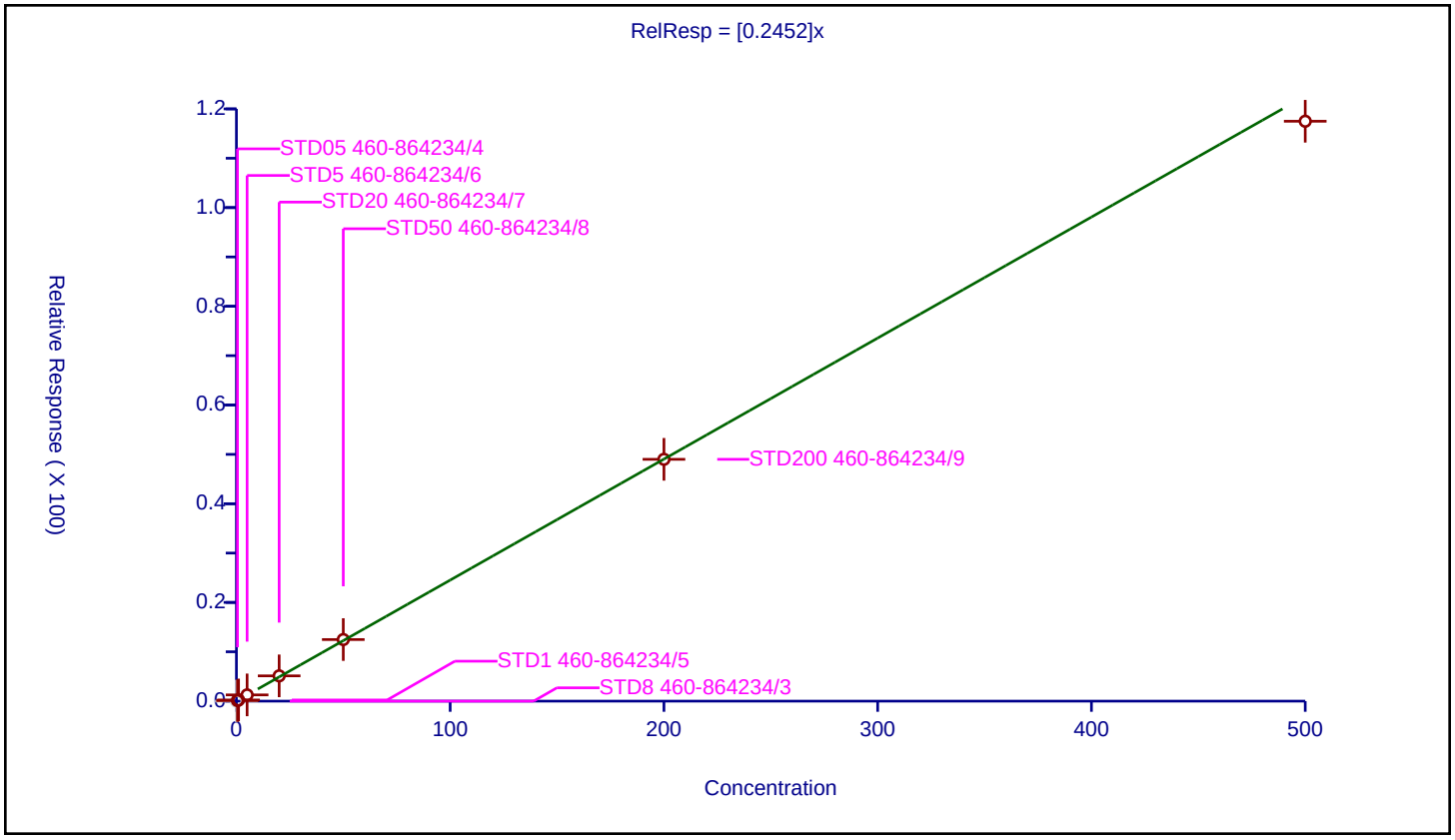

Curve Type:	Average
Weighting:	Conc_Sq
Origin:	Force
Dependency:	Response
Calib Mode:	ISTD
Response Base:	AREA
RF Rounding:	0

Curve Coefficients

Intercept:	0
Slope:	0.6199

Error Coefficients

Standard Error:	1470000
Relative Standard Error:	3.8
Correlation Coefficient:	0.999
Coefficient of Determination (Adjusted):	0.998

ID	Level	Concentration	Rel. Resp.	IS Amount	IS Response	RRF	Used
1	STD8 460-864234/3	0.0	0.0	50.0	552455.0	NaN	N
2	STD05 460-864234/4	0.5	0.328512	50.0	553861.0	0.657024	Y
3	STD1 460-864234/5	1.0	0.644378	50.0	505061.0	0.644378	Y
4	STD5 460-864234/6	5.0	2.998404	50.0	522011.0	0.599681	Y
5	STD20 460-864234/7	20.0	12.485013	50.0	503764.0	0.624251	Y
6	STD50 460-864234/8	50.0	30.884838	50.0	502499.0	0.617697	Y
7	STD200 460-864234/9	200.0	119.937657	50.0	527404.0	0.599688	Y
8	STD500 460-864234/10	500.0	298.162676	50.0	563020.0	0.596325	Y

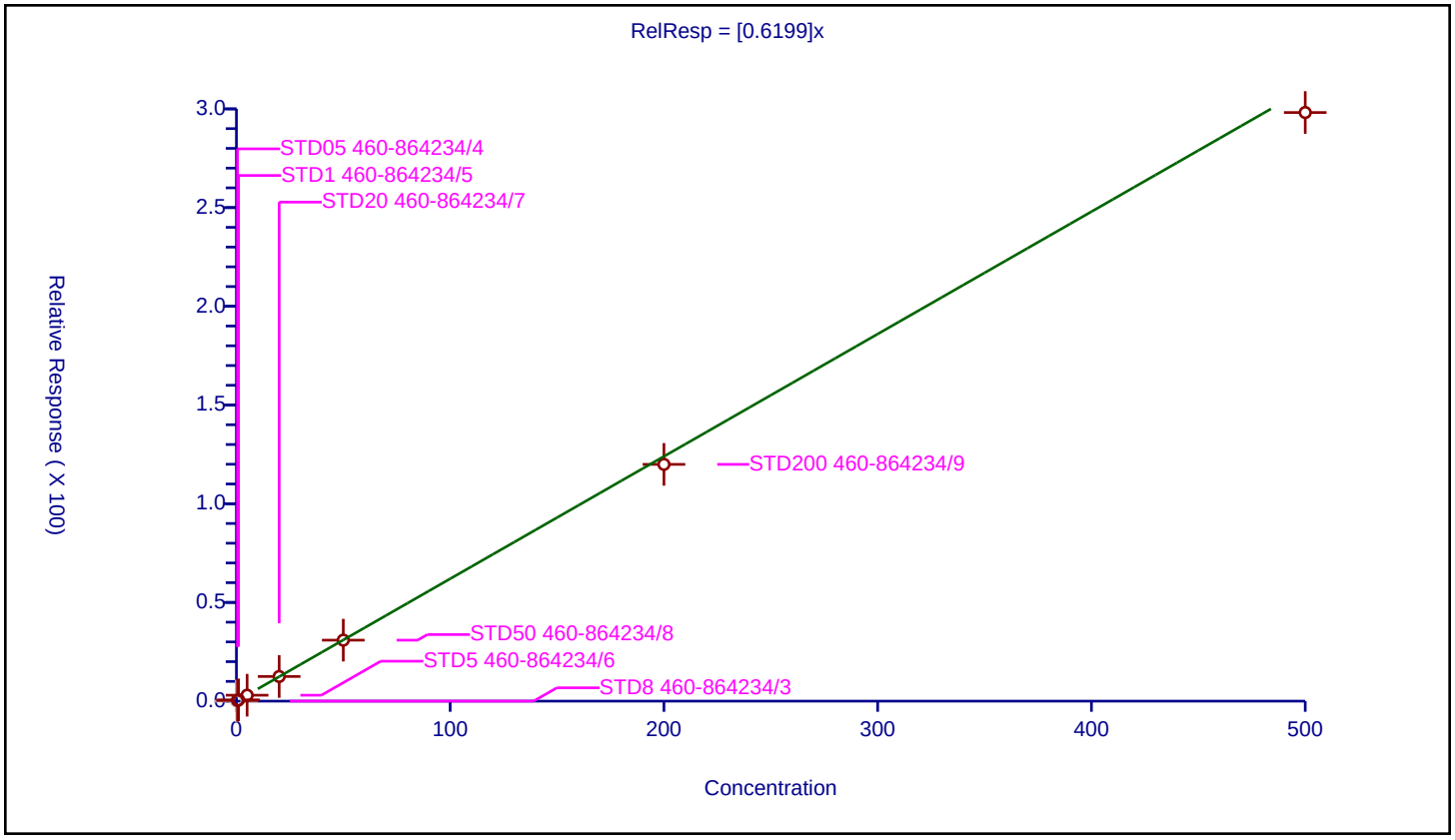

Calibration / n-Heptane

Curve Type:	Average
Weighting:	Conc_Sq
Origin:	Force
Dependency:	Response
Calib Mode:	ISTD
Response Base:	AREA
RF Rounding:	0

Curve Coefficients

Intercept:	0
Slope:	0.08924

Error Coefficients

Standard Error:	209000
Relative Standard Error:	14.2
Correlation Coefficient:	1.000
Coefficient of Determination (Adjusted):	0.971

ID	Level	Concentration	Rel. Resp.	IS Amount	IS Response	RRF	Used
1	STD8 460-864234/3	0.0	0.0	50.0	552455.0	NaN	N
2	STD05 460-864234/4	0.5	0.058137	50.0	553861.0	0.116275	Y
3	STD1 460-864234/5	1.0	0.090484	50.0	505061.0	0.090484	Y
4	STD5 460-864234/6	5.0	0.406792	50.0	522011.0	0.081358	Y
5	STD20 460-864234/7	20.0	1.551421	50.0	503764.0	0.077571	Y
6	STD50 460-864234/8	50.0	4.456526	50.0	502499.0	0.089131	Y
7	STD200 460-864234/9	200.0	17.079791	50.0	527404.0	0.085399	Y
8	STD500 460-864234/10	500.0	42.241306	50.0	563020.0	0.084483	Y

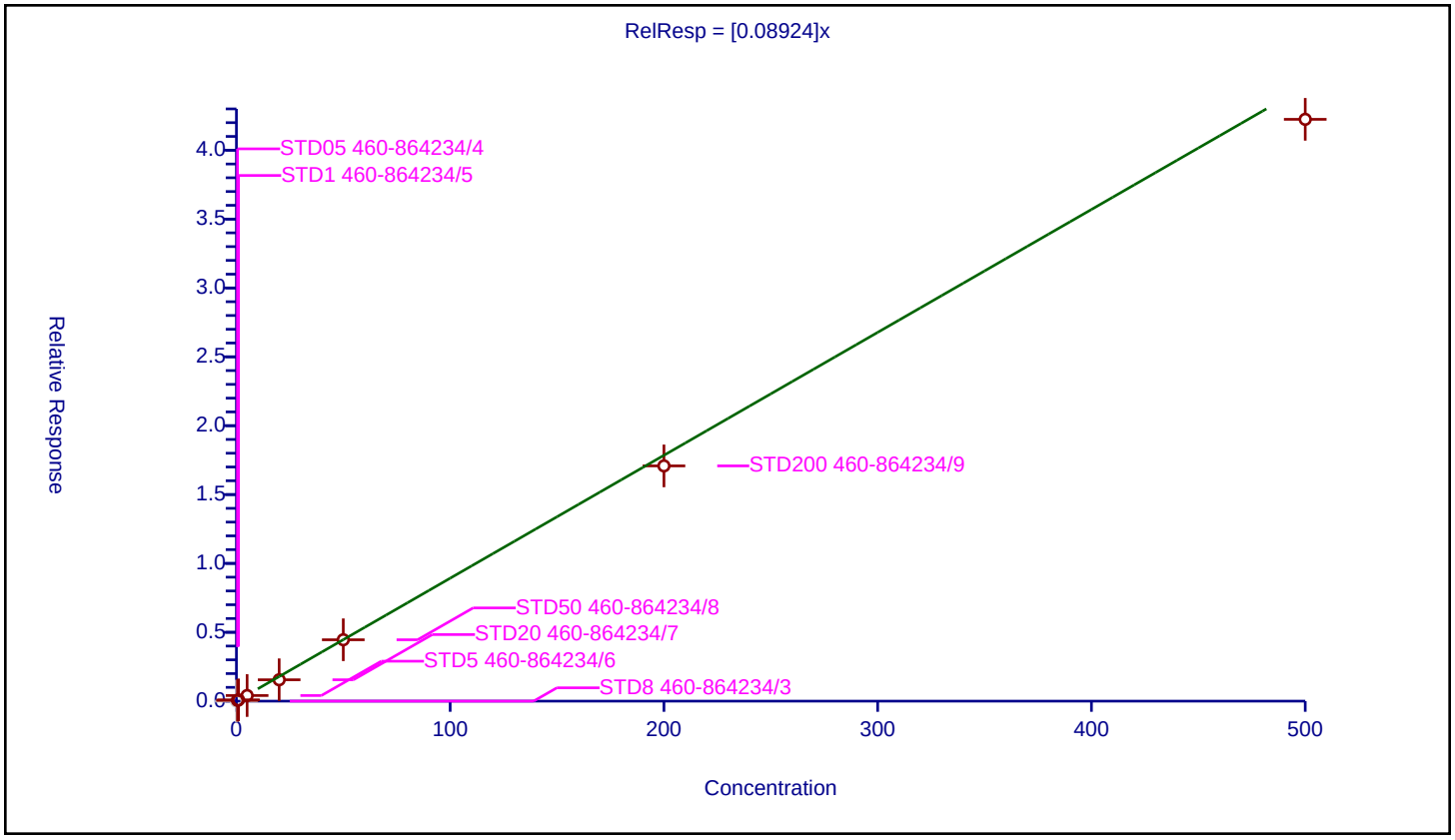

Calibration / n-Butanol

Curve Type:	Average
Weighting:	Conc_Sq
Origin:	Force
Dependency:	Response
Calib Mode:	ISTD
Response Base:	AREA
RF Rounding:	0

Curve Coefficients

Intercept:	0
Slope:	2.135

Error Coefficients

Standard Error:	608000
Relative Standard Error:	10.8
Correlation Coefficient:	0.997
Coefficient of Determination (Adjusted):	0.986

ID	Level	Concentration	Rel. Resp.	IS Amount	IS Response	RRF	Used
1	STD8 460-864234/3	0.0	0.0	1000.0	43331.0	NaN	N
2	STD05 460-864234/4	12.5	0.0	1000.0	41672.0	0.0	N
3	STD1 460-864234/5	25.0	61.276506	1000.0	38057.0	2.45106	Y
4	STD5 460-864234/6	125.0	234.729094	1000.0	41435.0	1.877833	Y
5	STD20 460-864234/7	500.0	1071.259538	1000.0	41412.0	2.142519	Y
6	STD50 460-864234/8	1250.0	2603.965795	1000.0	40345.0	2.083173	Y
7	STD200 460-864234/9	5000.0	11731.890506	1000.0	38212.0	2.346378	Y
8	STD500 460-864234/10	12500.0	23883.306883	1000.0	54819.0	1.910665	Y

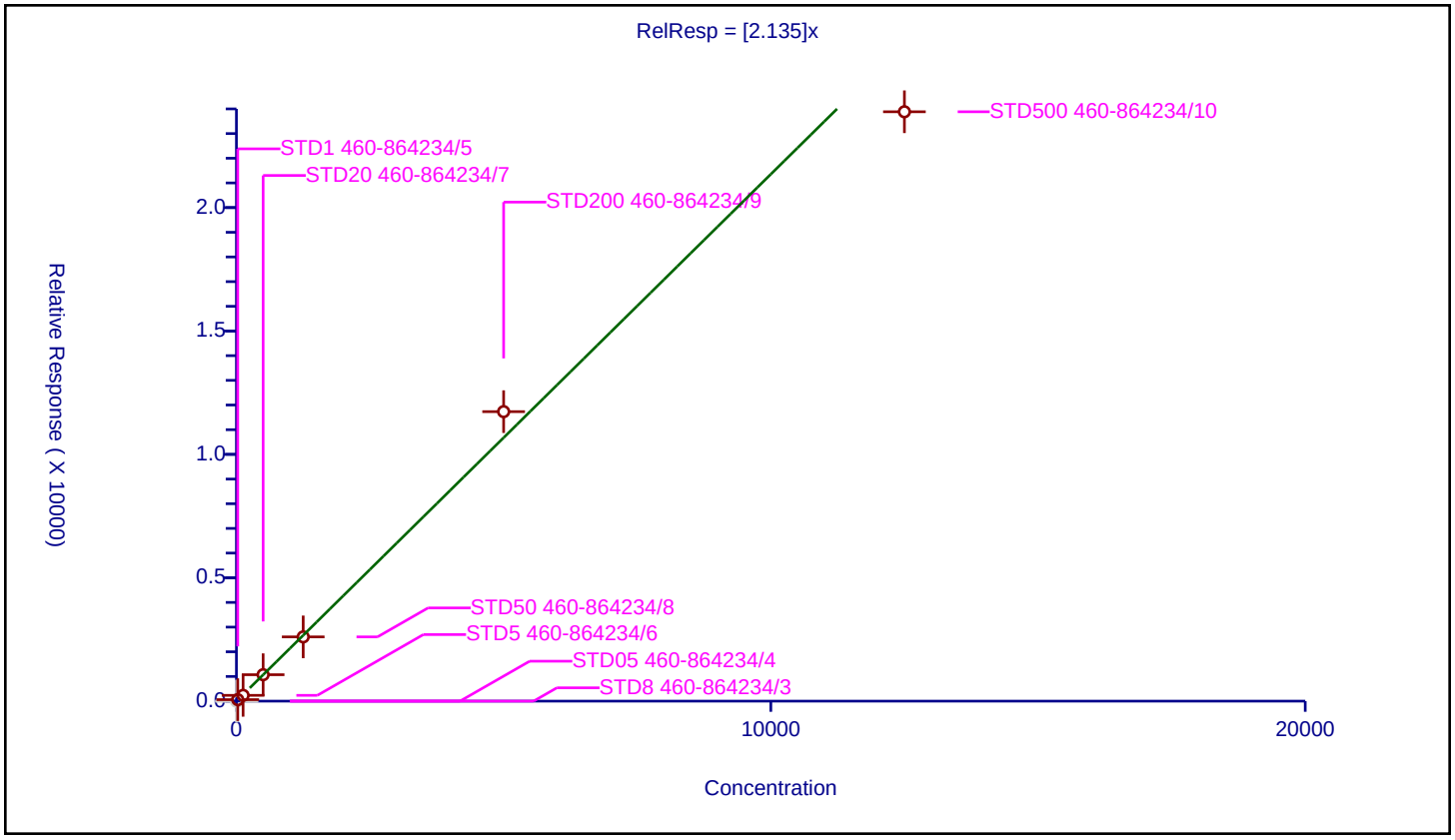

Curve Type:	Average
Weighting:	Conc_Sq
Origin:	Force
Dependency:	Response
Calib Mode:	ISTD
Response Base:	AREA
RF Rounding:	0

Curve Coefficients

Intercept:	0
Slope:	0.4344

Error Coefficients

Standard Error:	1080000
Relative Standard Error:	3.8
Correlation Coefficient:	0.999
Coefficient of Determination (Adjusted):	0.998

ID	Level	Concentration	Rel. Resp.	IS Amount	IS Response	RRF	Used
1	STD8 460-864234/3	0.0	0.0	50.0	552455.0	NaN	N
2	STD05 460-864234/4	0.5	0.202758	50.0	553861.0	0.405517	Y
3	STD1 460-864234/5	1.0	0.455391	50.0	505061.0	0.455391	Y
4	STD5 460-864234/6	5.0	2.104074	50.0	522011.0	0.420815	Y
5	STD20 460-864234/7	20.0	8.719559	50.0	503764.0	0.435978	Y
6	STD50 460-864234/8	50.0	22.266711	50.0	502499.0	0.445334	Y
7	STD200 460-864234/9	200.0	87.721272	50.0	527404.0	0.438606	Y
8	STD500 460-864234/10	500.0	219.679852	50.0	563020.0	0.43936	Y

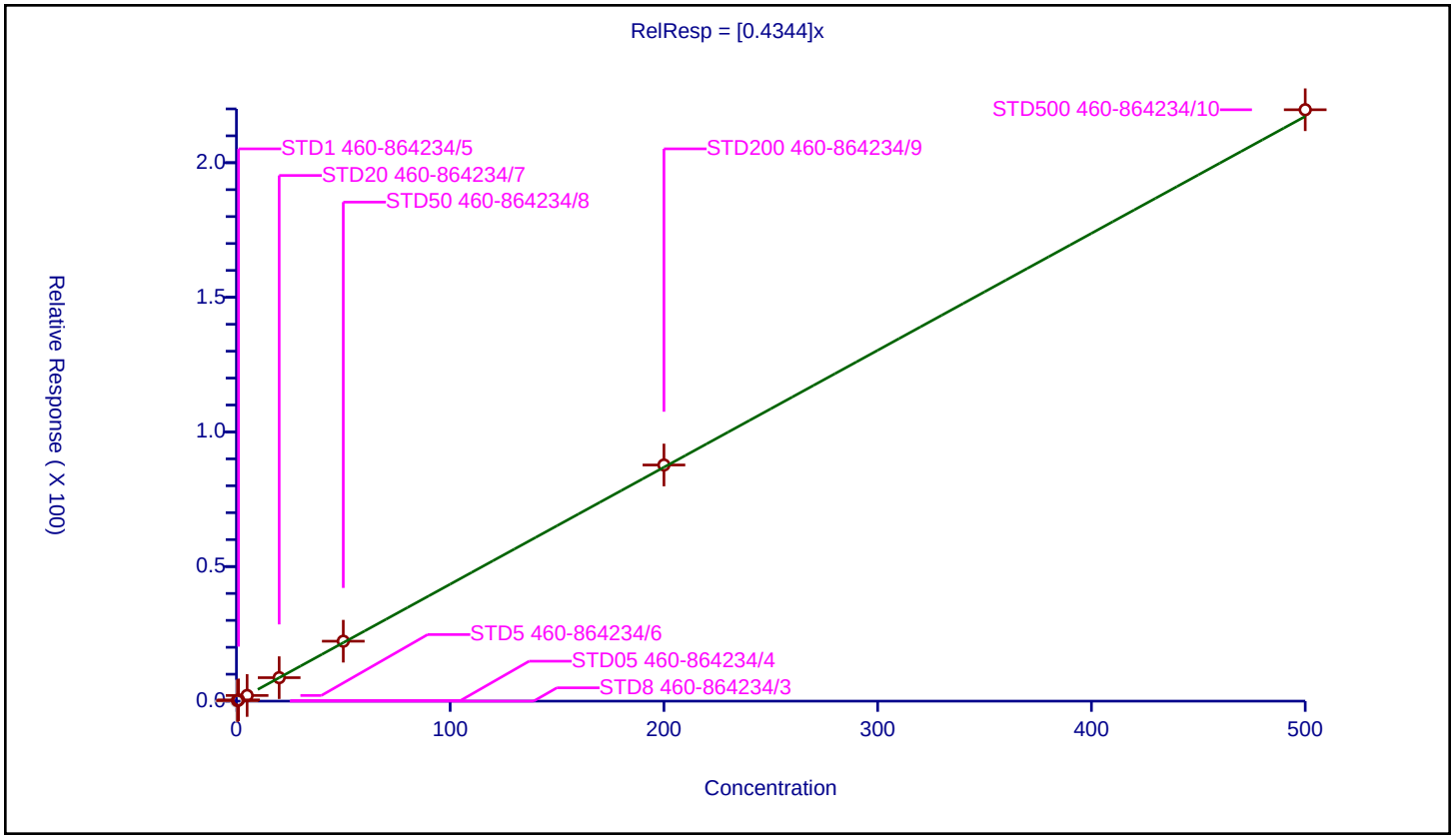

Calibration / Methylcyclohexane

Curve Type:	Average
Weighting:	Conc_Sq
Origin:	Force
Dependency:	Response
Calib Mode:	ISTD
Response Base:	AREA
RF Rounding:	0

Curve Coefficients

Intercept:	0
Slope:	0.668

Error Coefficients

Standard Error:	1600000
Relative Standard Error:	9.0
Correlation Coefficient:	0.999
Coefficient of Determination (Adjusted):	0.989

ID	Level	Concentration	Rel. Resp.	IS Amount	IS Response	RRF	Used
1	STD8 460-864234/3	0.0	0.0	50.0	552455.0	NaN	N
2	STD05 460-864234/4	0.5	0.381594	50.0	553861.0	0.763188	Y
3	STD1 460-864234/5	1.0	0.707439	50.0	505061.0	0.707439	Y
4	STD5 460-864234/6	5.0	2.897257	50.0	522011.0	0.579451	Y
5	STD20 460-864234/7	20.0	12.547344	50.0	503764.0	0.627367	Y
6	STD50 460-864234/8	50.0	35.016488	50.0	502499.0	0.70033	Y
7	STD200 460-864234/9	200.0	129.632123	50.0	527404.0	0.648161	Y
8	STD500 460-864234/10	500.0	324.960303	50.0	563020.0	0.649921	Y

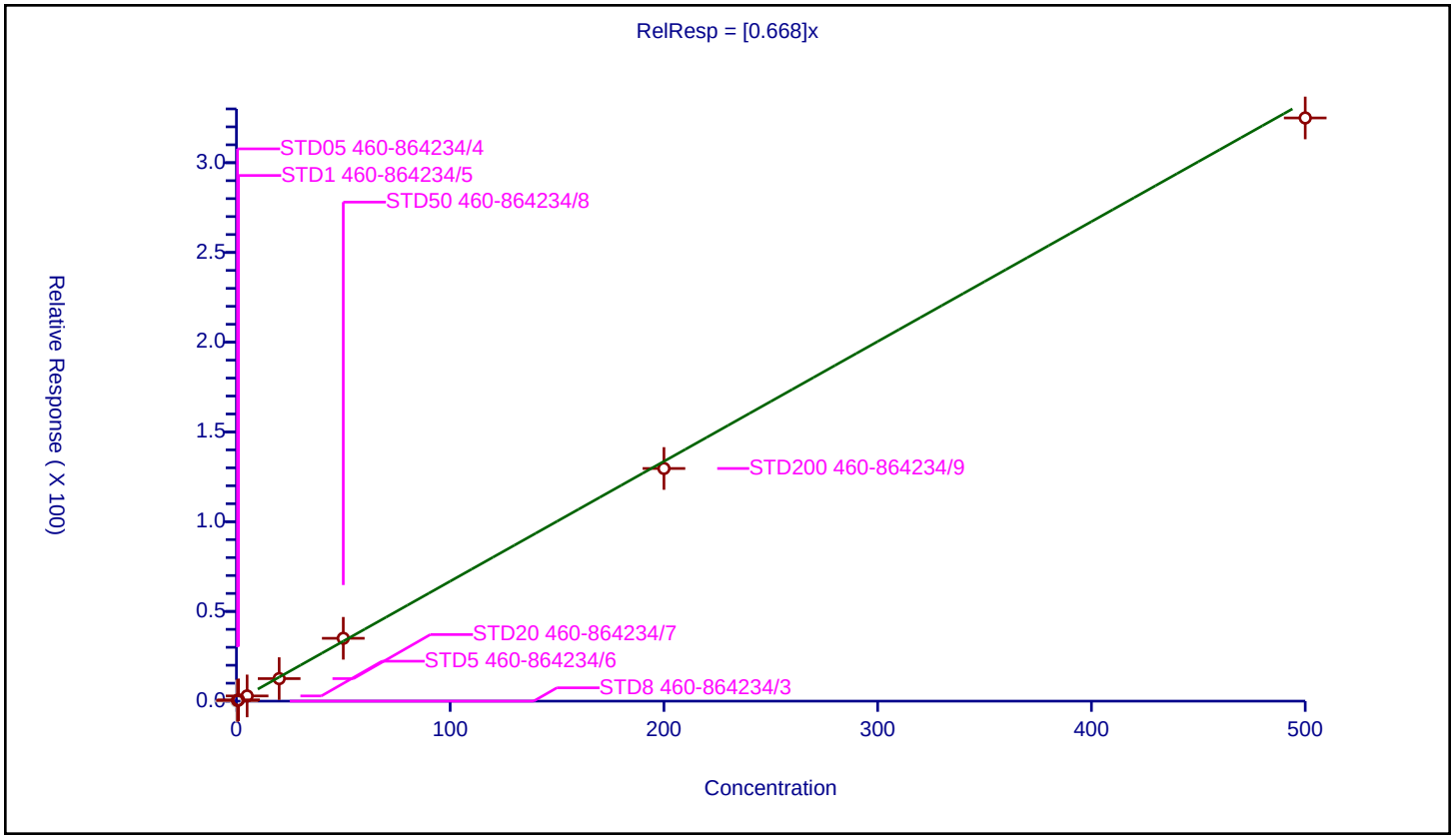

Calibration / Ethyl acrylate

Curve Type:	Average
Weighting:	Conc_Sq
Origin:	Force
Dependency:	Response
Calib Mode:	ISTD
Response Base:	AREA
RF Rounding:	0

Curve Coefficients

Intercept:	0
Slope:	0.06115

Error Coefficients

Standard Error:	141000
Relative Standard Error:	19.2
Correlation Coefficient:	1.000
Coefficient of Determination (Adjusted):	0.945

ID	Level	Concentration	Rel. Resp.	IS Amount	IS Response	RRF	Used
1	STD8 460-864234/3	0.0	0.0	50.0	552455.0	NaN	N
2	STD05 460-864234/4	0.5	0.043693	50.0	553861.0	0.087387	Y
3	STD1 460-864234/5	1.0	0.055934	50.0	505061.0	0.055934	Y
4	STD5 460-864234/6	5.0	0.263213	50.0	522011.0	0.052643	Y
5	STD20 460-864234/7	20.0	1.160563	50.0	503764.0	0.058028	Y
6	STD50 460-864234/8	50.0	2.911946	50.0	502499.0	0.058239	Y
7	STD200 460-864234/9	200.0	11.77219	50.0	527404.0	0.058861	Y
8	STD500 460-864234/10	500.0	28.495524	50.0	563020.0	0.056991	Y

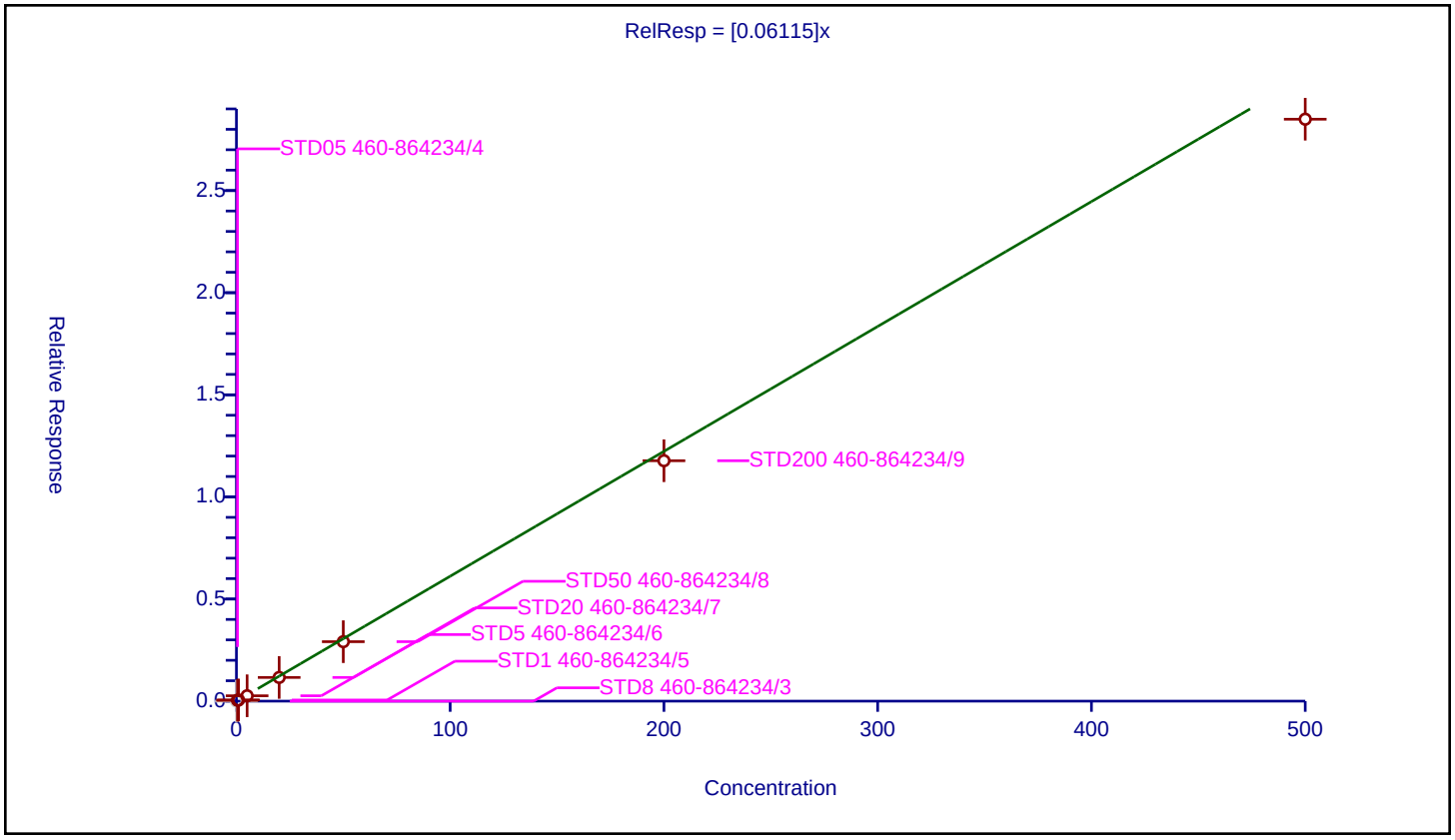

Calibration / 1,2-Dichloropropane

Curve Type:	Average
Weighting:	Conc_Sq
Origin:	Force
Dependency:	Response
Calib Mode:	ISTD
Response Base:	AREA
RF Rounding:	0

Curve Coefficients

Intercept:	0
Slope:	0.4658

Error Coefficients

Standard Error:	1120000
Relative Standard Error:	3.7
Correlation Coefficient:	0.999
Coefficient of Determination (Adjusted):	0.998

ID	Level	Concentration	Rel. Resp.	IS Amount	IS Response	RRF	Used
1	STD8 460-864234/3	0.0	0.0	50.0	552455.0	NaN	N
2	STD05 460-864234/4	0.5	0.23941	50.0	553861.0	0.47882	Y
3	STD1 460-864234/5	1.0	0.492812	50.0	505061.0	0.492812	Y
4	STD5 460-864234/6	5.0	2.214321	50.0	522011.0	0.442864	Y
5	STD20 460-864234/7	20.0	9.50316	50.0	503764.0	0.475158	Y
6	STD50 460-864234/8	50.0	23.206315	50.0	502499.0	0.464126	Y
7	STD200 460-864234/9	200.0	90.67982	50.0	527404.0	0.453399	Y
8	STD500 460-864234/10	500.0	226.81601	50.0	563020.0	0.453632	Y

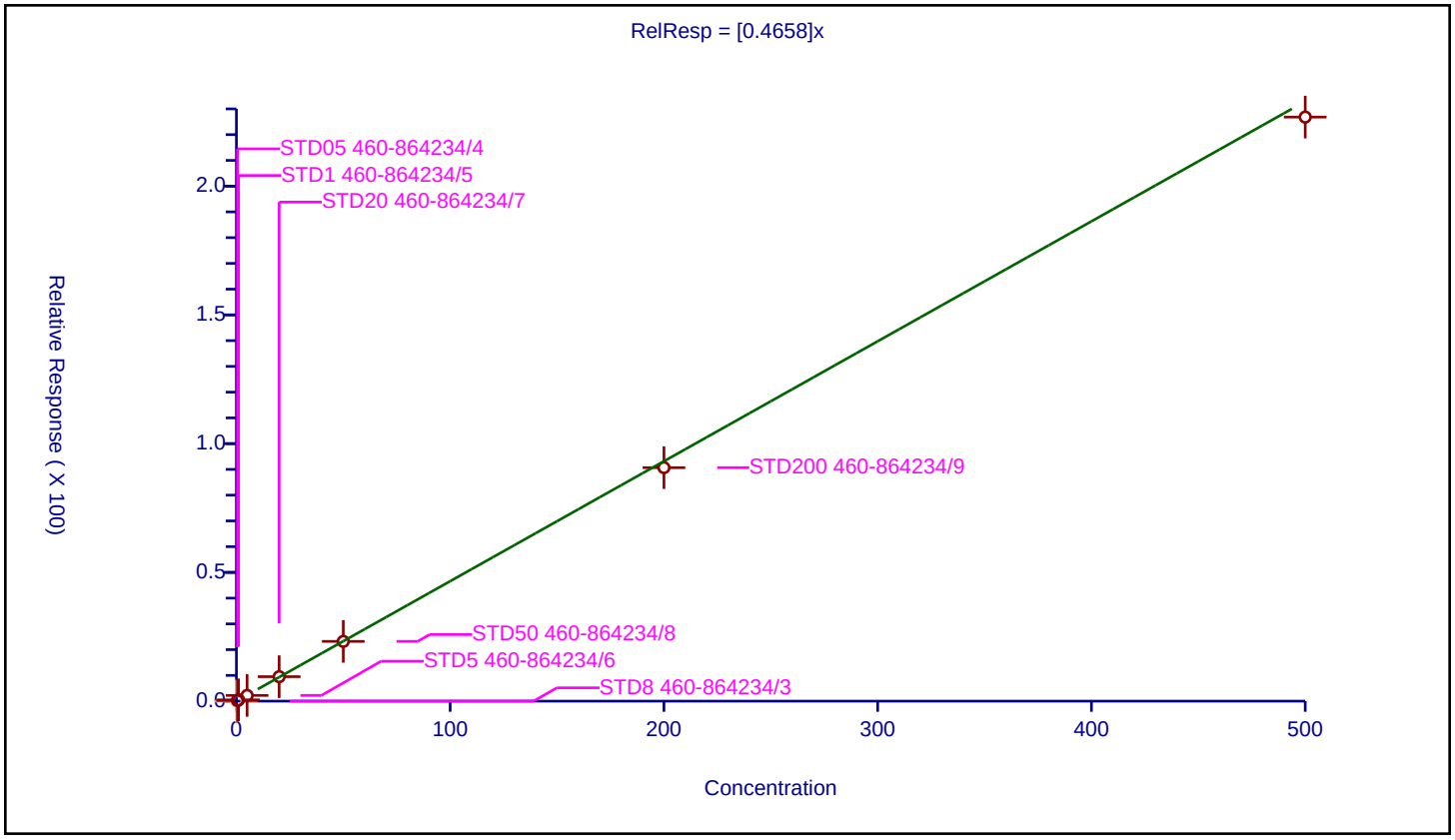

Curve Type:	Average
Weighting:	Conc_Sq
Origin:	Force
Dependency:	Response
Calib Mode:	ISTD
Response Base:	AREA
RF Rounding:	0

Curve Coefficients

Intercept:	0
Slope:	0.09768

Error Coefficients

Standard Error:	489000
Relative Standard Error:	5.2
Correlation Coefficient:	1.000
Coefficient of Determination (Adjusted):	0.997

ID	Level	Concentration	Rel. Resp.	IS Amount	IS Response	RRF	Used
1	STD8 460-864234/3	0.0	0.0	50.0	552455.0	NaN	N
2	STD05 460-864234/4	1.0	0.089012	50.0	553861.0	0.089012	Y
3	STD1 460-864234/5	2.0	0.197798	50.0	505061.0	0.098899	Y
4	STD5 460-864234/6	10.0	0.926896	50.0	522011.0	0.09269	Y
5	STD20 460-864234/7	40.0	4.034925	50.0	503764.0	0.100873	Y
6	STD50 460-864234/8	100.0	10.021711	50.0	502499.0	0.100217	Y
7	STD200 460-864234/9	400.0	41.409432	50.0	527404.0	0.103524	Y
8	STD500 460-864234/10	1000.0	98.545611	50.0	563020.0	0.098546	Y

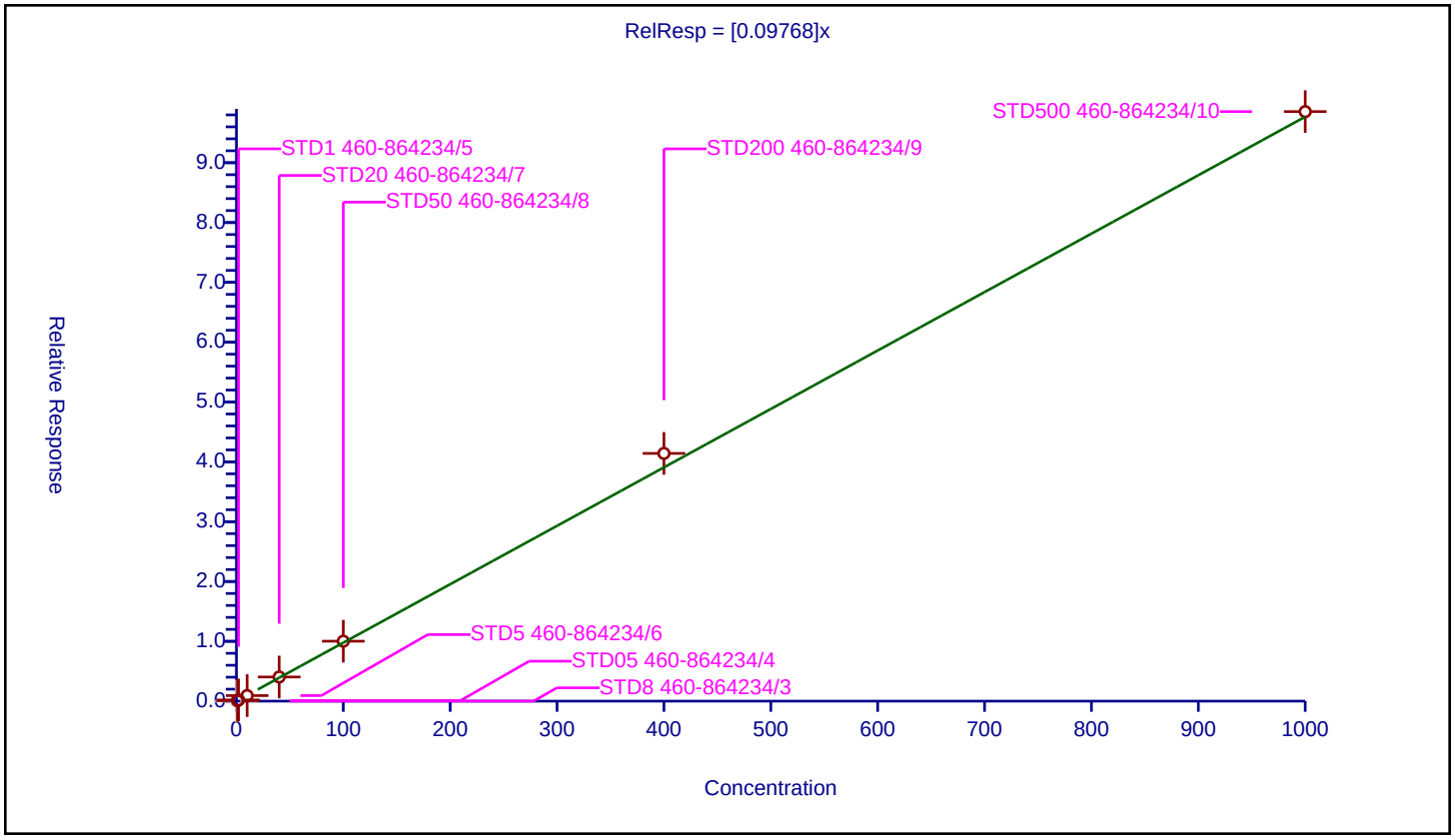

Calibration / 1,4-Dioxane

Curve Type:	Average
Weighting:	Conc_Sq
Origin:	Force
Dependency:	Response
Calib Mode:	ISTD
Response Base:	AREA
RF Rounding:	0

Curve Coefficients

Intercept:	0
Slope:	1.504

Error Coefficients

Standard Error:	51900
Relative Standard Error:	16.6
Correlation Coefficient:	1.000
Coefficient of Determination (Adjusted):	0.952

ID	Level	Concentration	Rel. Resp.	IS Amount	IS Response	RRF	Used
1	STD8 460-864234/3	0.0	0.0	1000.0	23169.0	NaN	N
2	STD05 460-864234/4	25.000031	21.06189	1000.0	21603.0	0.842475	N
3	STD1 460-864234/5	50.000062	86.438951	1000.0	18649.0	1.728777	Y
4	STD5 460-864234/6	100.0	168.555241	1000.0	19062.0	1.685552	Y
5	STD20 460-864234/7	400.0	620.912288	1000.0	19051.0	1.552281	Y
6	STD50 460-864234/8	1000.0	1451.047001	1000.0	19723.0	1.451047	Y
7	STD200 460-864234/9	4000.0	4415.631665	1000.0	23913.0	1.103908	Y
8	STD500 460-864234/10	10000.0	24179.673183	1000.0	13096.0	2.417967	N

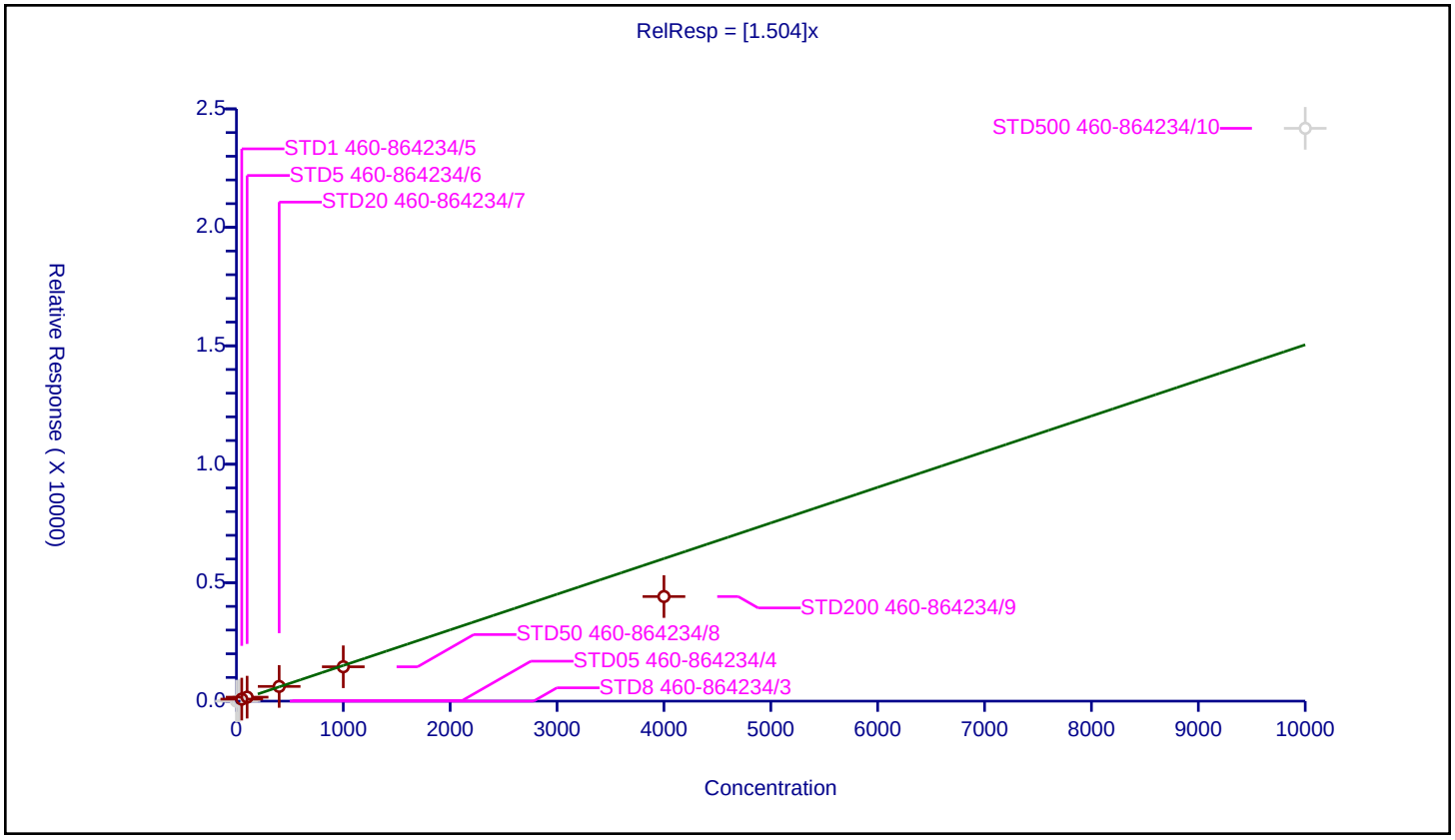

Curve Type:	Average
Weighting:	Conc_Sq
Origin:	Force
Dependency:	Response
Calib Mode:	ISTD
Response Base:	AREA
RF Rounding:	0

Curve Coefficients

Intercept:	0
Slope:	0.2805

Error Coefficients

Standard Error:	673000
Relative Standard Error:	2.9
Correlation Coefficient:	0.999
Coefficient of Determination (Adjusted):	0.999

ID	Level	Concentration	Rel. Resp.	IS Amount	IS Response	RRF	Used
1	STD8 460-864234/3	0.0	0.0	50.0	552455.0	NaN	N
2	STD05 460-864234/4	0.5	0.1411	50.0	553861.0	0.282201	Y
3	STD1 460-864234/5	1.0	0.295905	50.0	505061.0	0.295905	Y
4	STD5 460-864234/6	5.0	1.38522	50.0	522011.0	0.277044	Y
5	STD20 460-864234/7	20.0	5.696715	50.0	503764.0	0.284836	Y
6	STD50 460-864234/8	50.0	13.908386	50.0	502499.0	0.278168	Y
7	STD200 460-864234/9	200.0	54.509541	50.0	527404.0	0.272548	Y
8	STD500 460-864234/10	500.0	136.529963	50.0	563020.0	0.27306	Y

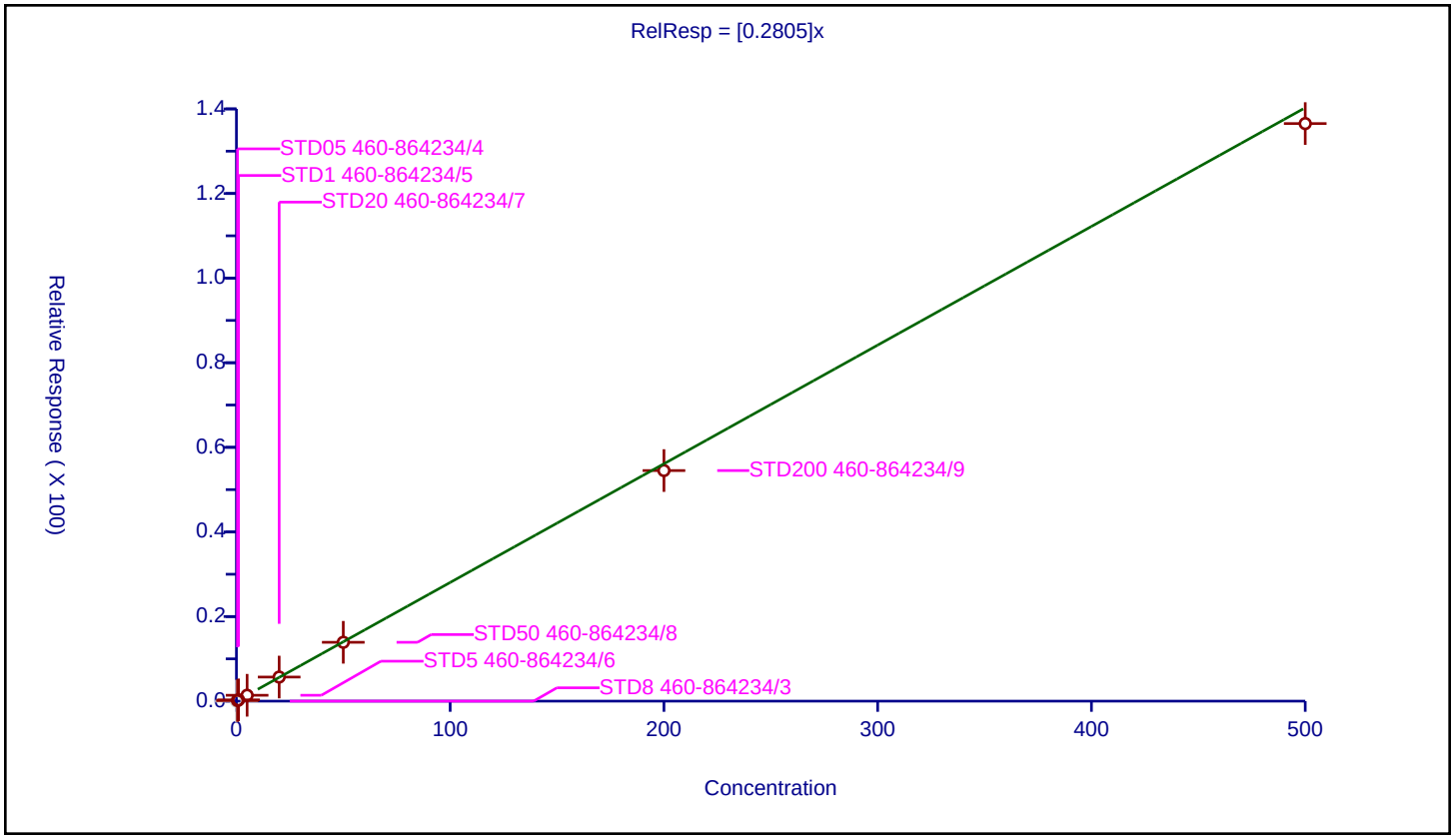

Calibration / n-Propyl acetate

Curve Type:	Average
Weighting:	Conc_Sq
Origin:	Force
Dependency:	Response
Calib Mode:	ISTD
Response Base:	AREA
RF Rounding:	0

Curve Coefficients

Intercept:	0
Slope:	0.6274

Error Coefficients

Standard Error:	1500000
Relative Standard Error:	9.2
Correlation Coefficient:	1.000
Coefficient of Determination (Adjusted):	0.989

ID	Level	Concentration	Rel. Resp.	IS Amount	IS Response	RRF	Used
1	STD8 460-864234/3	0.0	0.0	50.0	552455.0	NaN	N
2	STD05 460-864234/4	0.5	0.377622	50.0	553861.0	0.755244	Y
3	STD1 460-864234/5	1.0	0.602699	50.0	505061.0	0.602699	Y
4	STD5 460-864234/6	5.0	2.935187	50.0	522011.0	0.587037	Y
5	STD20 460-864234/7	20.0	12.360848	50.0	503764.0	0.618042	Y
6	STD50 460-864234/8	50.0	29.981154	50.0	502499.0	0.599623	Y
7	STD200 460-864234/9	200.0	124.395625	50.0	527404.0	0.621978	Y
8	STD500 460-864234/10	500.0	303.576338	50.0	563020.0	0.607153	Y

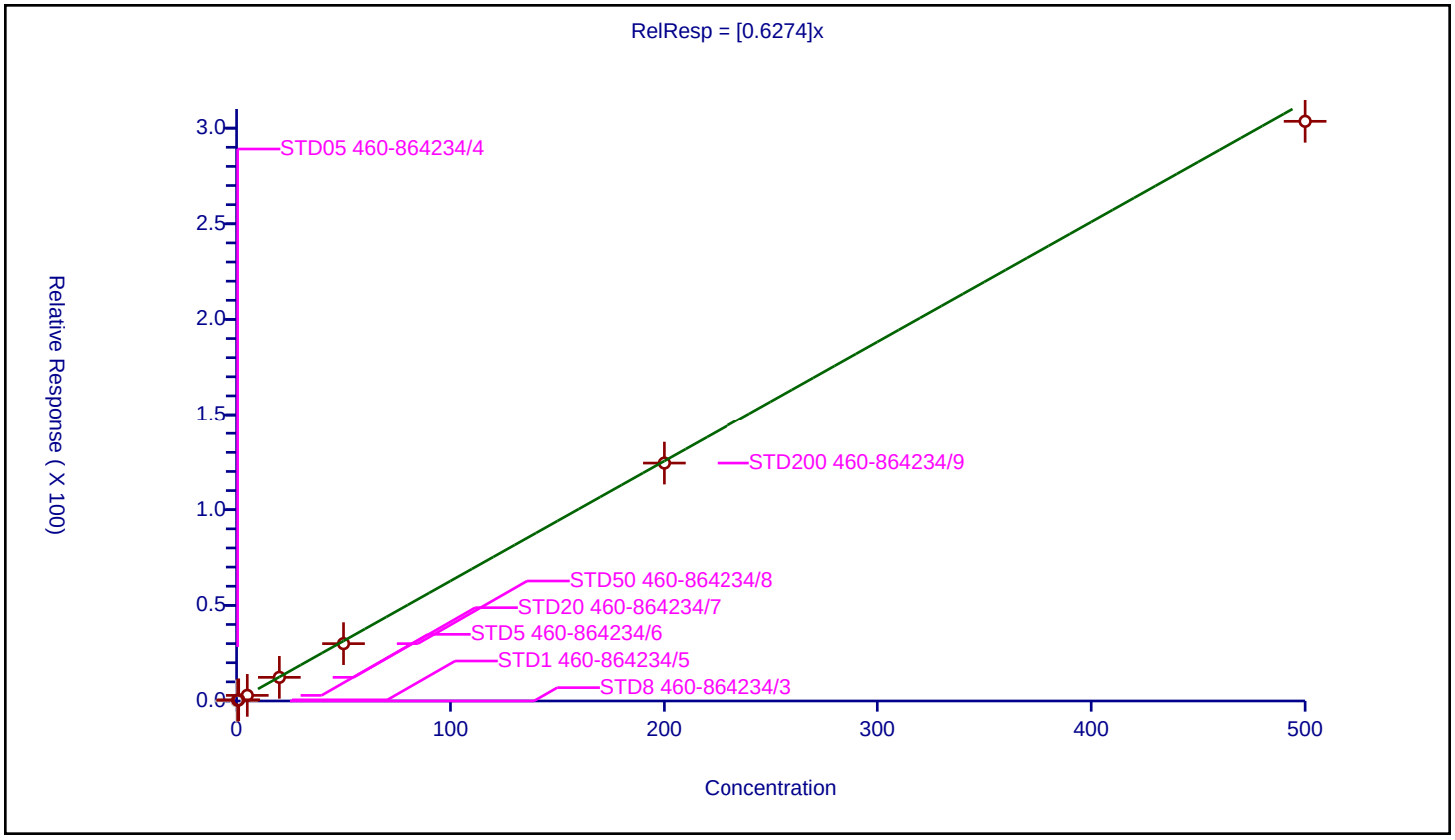

Calibration / Dichlorobromomethane

Curve Type:	Average
Weighting:	Conc_Sq
Origin:	Force
Dependency:	Response
Calib Mode:	ISTD
Response Base:	AREA
RF Rounding:	0

Curve Coefficients

Intercept:	0
Slope:	0.5834

Error Coefficients

Standard Error:	1530000
Relative Standard Error:	8.5
Correlation Coefficient:	0.999
Coefficient of Determination (Adjusted):	0.992

ID	Level	Concentration	Rel. Resp.	IS Amount	IS Response	RRF	Used
1	STD8 460-864234/3	0.0	0.0	50.0	552455.0	NaN	N
2	STD05 460-864234/4	0.5	0.23923	50.0	553861.0	0.478459	Y
3	STD1 460-864234/5	1.0	0.578643	50.0	505061.0	0.578643	Y
4	STD5 460-864234/6	5.0	2.866606	50.0	522011.0	0.573321	Y
5	STD20 460-864234/7	20.0	12.289683	50.0	503764.0	0.614484	Y
6	STD50 460-864234/8	50.0	30.363643	50.0	502499.0	0.607273	Y
7	STD200 460-864234/9	200.0	122.00628	50.0	527404.0	0.610031	Y
8	STD500 460-864234/10	500.0	310.854144	50.0	563020.0	0.621708	Y

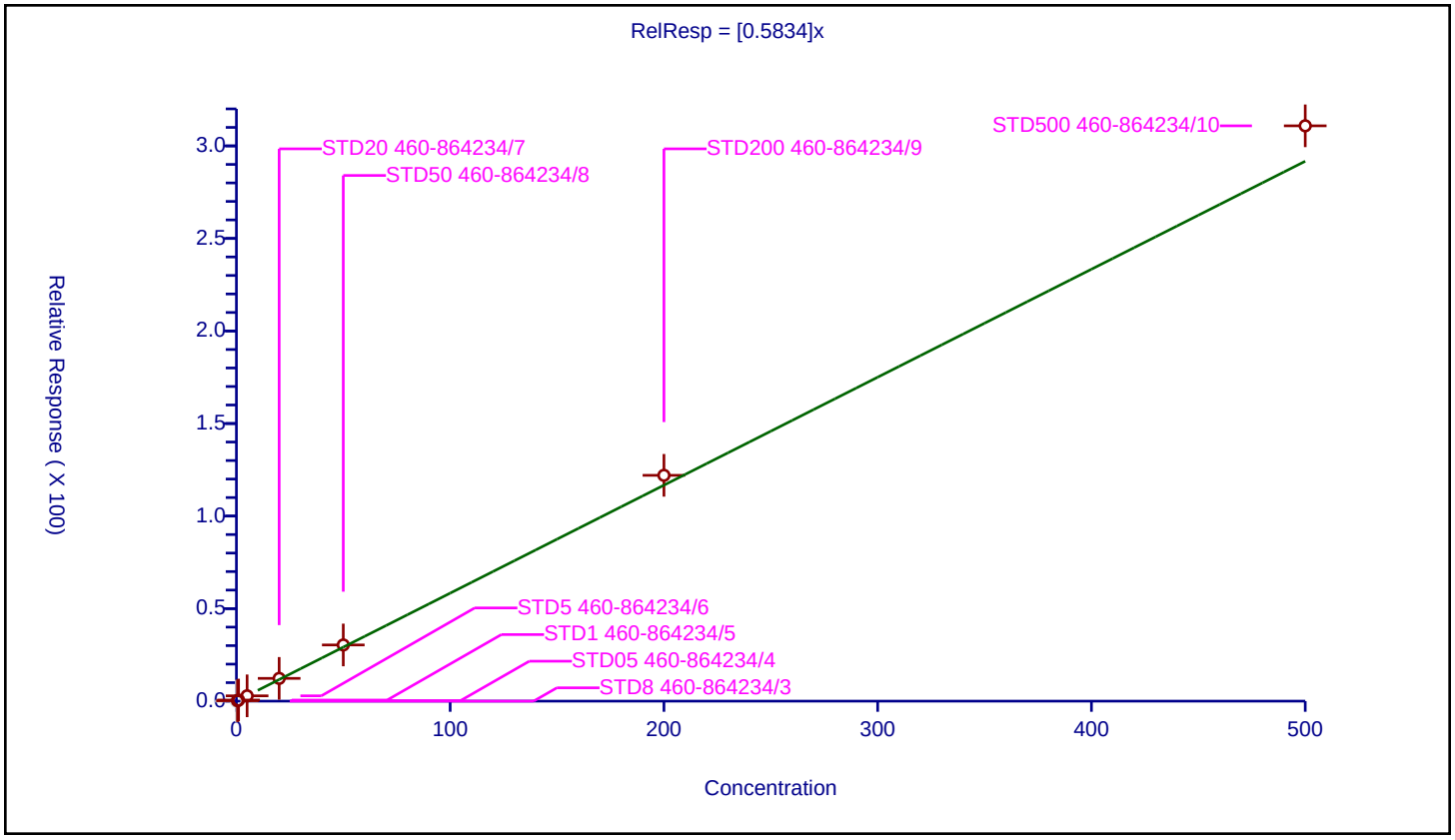

Curve Type:	Average
Weighting:	Conc_Sq
Origin:	Force
Dependency:	Response
Calib Mode:	ISTD
Response Base:	AREA
RF Rounding:	0

Curve Coefficients

Intercept:	0
Slope:	0.2739

Error Coefficients

Standard Error:	654000
Relative Standard Error:	3.0
Correlation Coefficient:	1.000
Coefficient of Determination (Adjusted):	0.999

ID	Level	Concentration	Rel. Resp.	IS Amount	IS Response	RRF	Used
1	STD8 460-864234/3	0.0	0.0	50.0	552455.0	NaN	N
2	STD05 460-864234/4	0.5012	0.138031	50.0	553861.0	0.275401	Y
3	STD1 460-864234/5	1.0024	0.289866	50.0	505061.0	0.289172	Y
4	STD5 460-864234/6	5.012	1.351887	50.0	522011.0	0.26973	Y
5	STD20 460-864234/7	20.048	5.503073	50.0	503764.0	0.274495	Y
6	STD50 460-864234/8	50.12	13.486992	50.0	502499.0	0.269094	Y
7	STD200 460-864234/9	200.48	55.32732	50.0	527404.0	0.275974	Y
8	STD500 460-864234/10	501.2	131.958811	50.0	563020.0	0.263286	Y

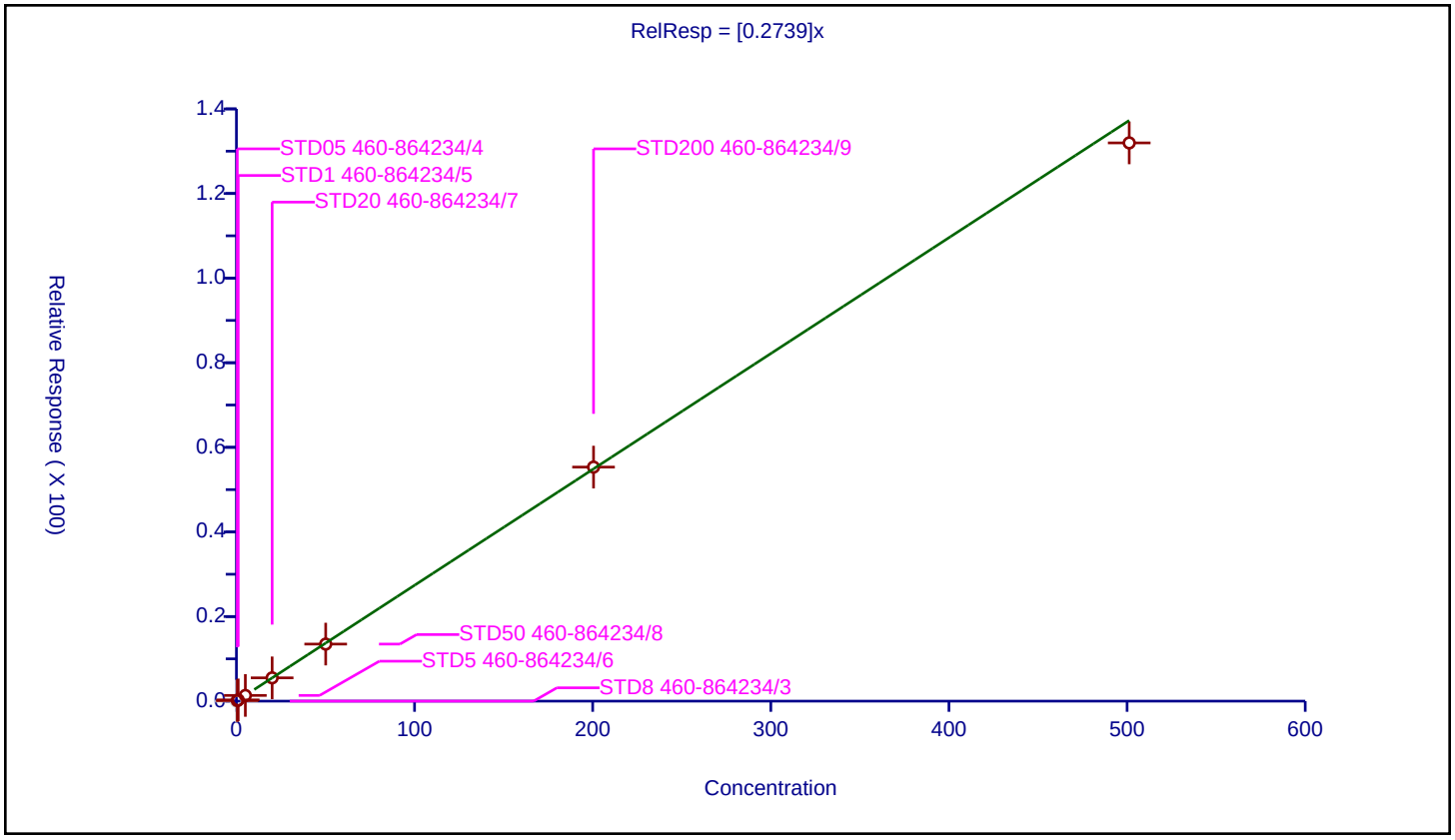

Calibration / 2-Nitropropane

Curve Type:	Average
Weighting:	Conc_Sq
Origin:	Force
Dependency:	Response
Calib Mode:	ISTD
Response Base:	AREA
RF Rounding:	0

Curve Coefficients

Intercept:	0
Slope:	0.1307

Error Coefficients

Standard Error:	554000
Relative Standard Error:	17.5
Correlation Coefficient:	1.000
Coefficient of Determination (Adjusted):	0.954

ID	Level	Concentration	Rel. Resp.	IS Amount	IS Response	RRF	Used
1	STD8 460-864234/3	0.0	0.0	50.0	552455.0	NaN	N
2	STD05 460-864234/4	1.0	0.166377	50.0	553861.0	0.166377	Y
3	STD1 460-864234/5	2.0	0.321149	50.0	505061.0	0.160575	Y
4	STD5 460-864234/6	10.0	1.242598	50.0	522011.0	0.12426	Y
5	STD20 460-864234/7	40.0	4.87778	50.0	503764.0	0.121945	Y
6	STD50 460-864234/8	100.0	11.497834	50.0	502499.0	0.114978	Y
7	STD200 460-864234/9	400.0	46.046484	50.0	527404.0	0.115116	Y
8	STD500 460-864234/10	1000.0	111.953661	50.0	563020.0	0.111954	Y

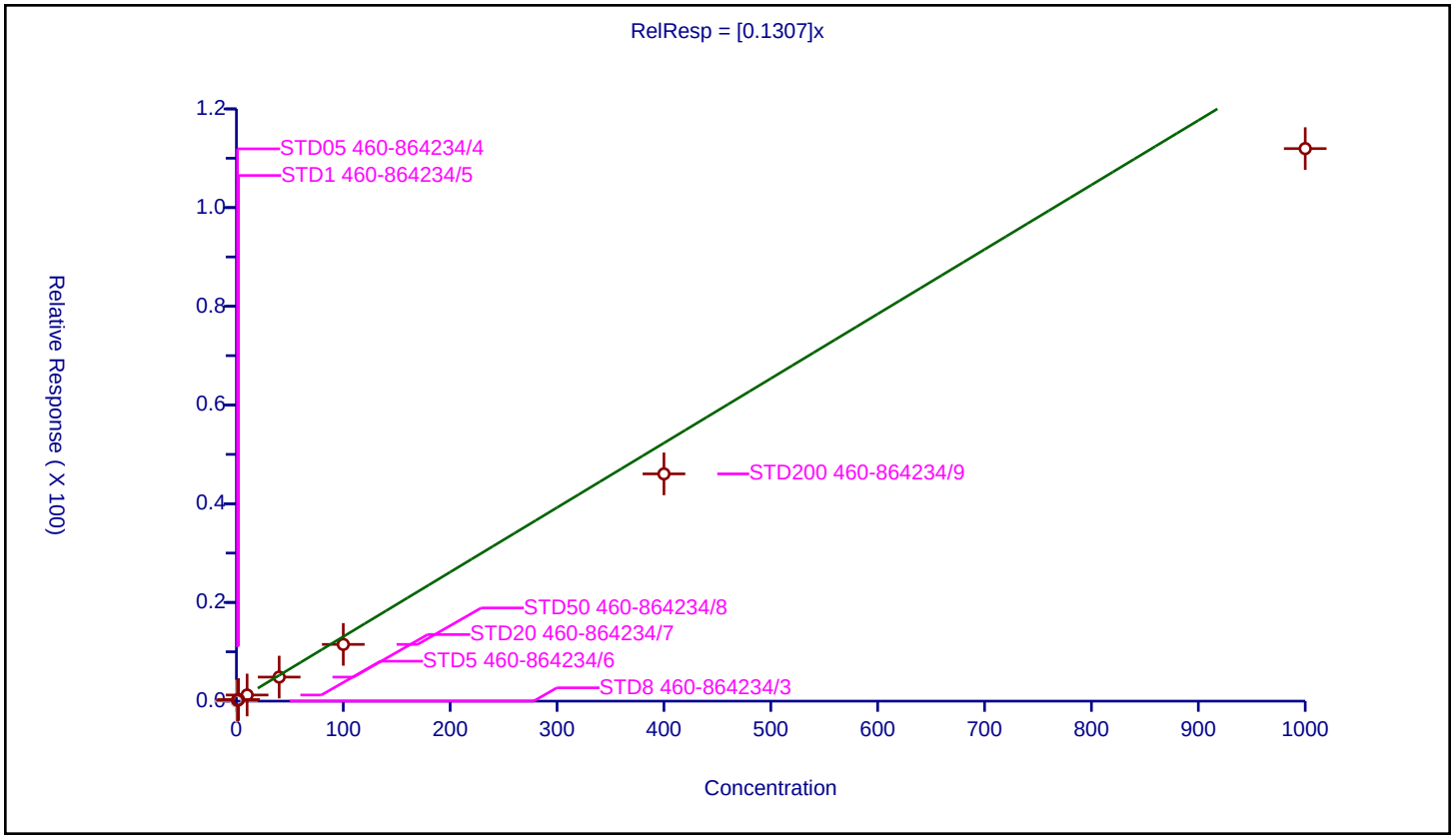

Curve Type:	Average
Weighting:	Conc_Sq
Origin:	Force
Dependency:	Response
Calib Mode:	ISTD
Response Base:	AREA
RF Rounding:	0

Curve Coefficients

Intercept:	0
Slope:	0.3441

Error Coefficients

Standard Error:	1920000
Relative Standard Error:	8.9
Correlation Coefficient:	0.998
Coefficient of Determination (Adjusted):	0.989

ID	Level	Concentration	Rel. Resp.	IS Amount	IS Response	RRF	Used
1	STD8 460-864234/3	5.000009	1.98806	250.0	311233.0	0.397611	Y
2	STD05 460-864234/4	10.000017	3.264826	250.0	313493.0	0.326482	Y
3	STD1 460-864234/5	20.000035	7.162349	250.0	290966.0	0.358117	Y
4	STD5 460-864234/6	100.000173	34.17995	250.0	308207.0	0.341799	Y
5	STD20 460-864234/7	400.000692	144.086047	250.0	295327.0	0.360214	Y
6	STD50 460-864234/8	1000.00173	346.505157	250.0	298826.0	0.346505	Y
7	STD200 460-864234/9	4000.00692	1318.919753	250.0	320612.0	0.329729	Y
8	STD500 460-864234/10	10000.0173	2924.330685	250.0	407282.0	0.292433	Y

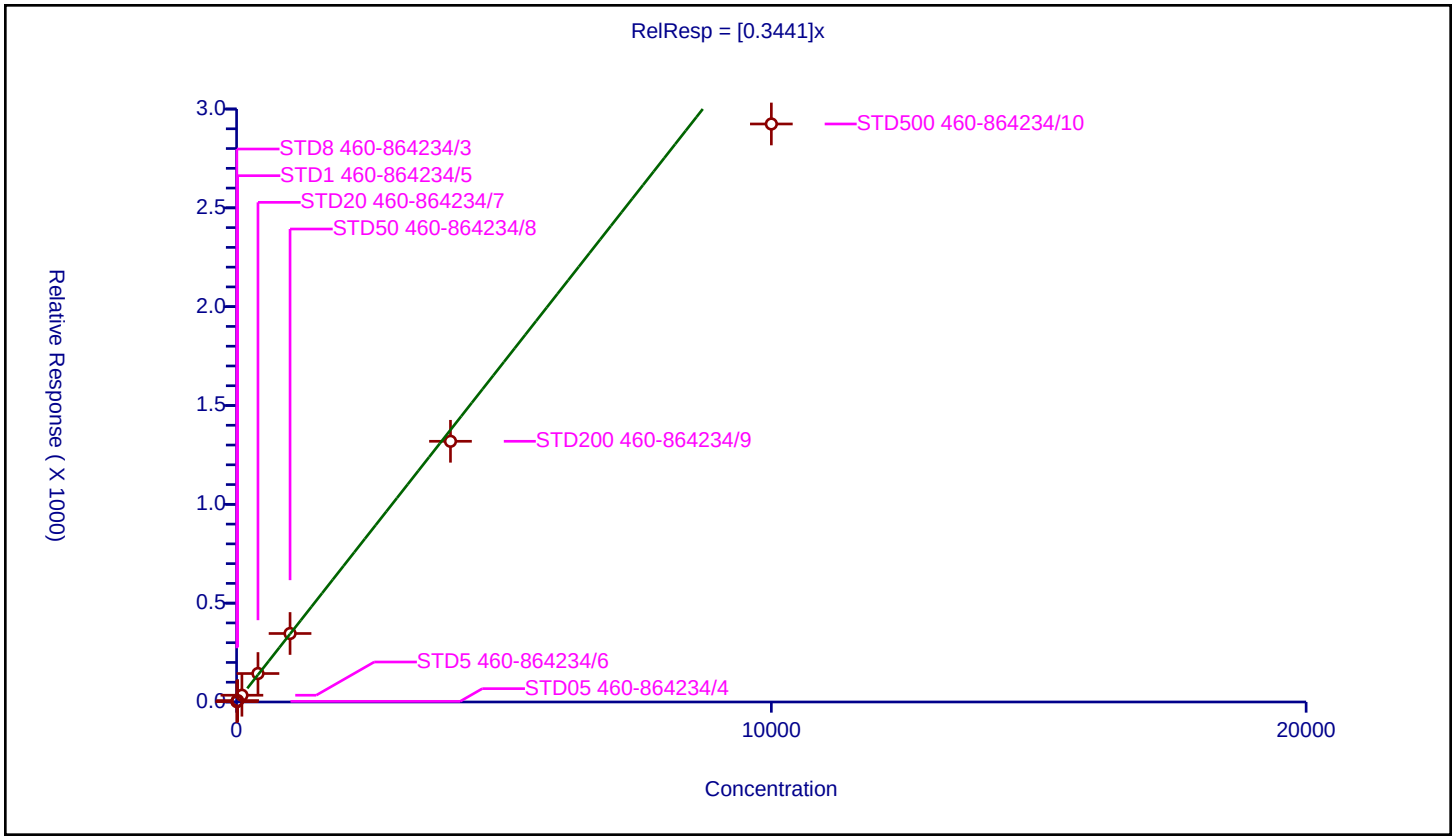

Calibration / cis-1,3-Dichloropropene

Curve Type:	Average
Weighting:	Conc_Sq
Origin:	Force
Dependency:	Response
Calib Mode:	ISTD
Response Base:	AREA
RF Rounding:	0

Curve Coefficients

Intercept:	0
Slope:	1.004

Error Coefficients

Standard Error:	1820000
Relative Standard Error:	3.8
Correlation Coefficient:	0.999
Coefficient of Determination (Adjusted):	0.998

ID	Level	Concentration	Rel. Resp.	IS Amount	IS Response	RRF	Used
1	STD8 460-864234/3	0.0	0.0	50.0	372553.0	NaN	N
2	STD05 460-864234/4	0.5	0.47324	50.0	378772.0	0.94648	Y
3	STD1 460-864234/5	1.0	0.971325	50.0	340257.0	0.971325	Y
4	STD5 460-864234/6	5.0	4.901395	50.0	358755.0	0.980279	Y
5	STD20 460-864234/7	20.0	20.653298	50.0	345095.0	1.032665	Y
6	STD50 460-864234/8	50.0	52.715513	50.0	343250.0	1.05431	Y
7	STD200 460-864234/9	200.0	204.764555	50.0	376394.0	1.023823	Y
8	STD500 460-864234/10	500.0	508.175513	50.0	410170.0	1.016351	Y

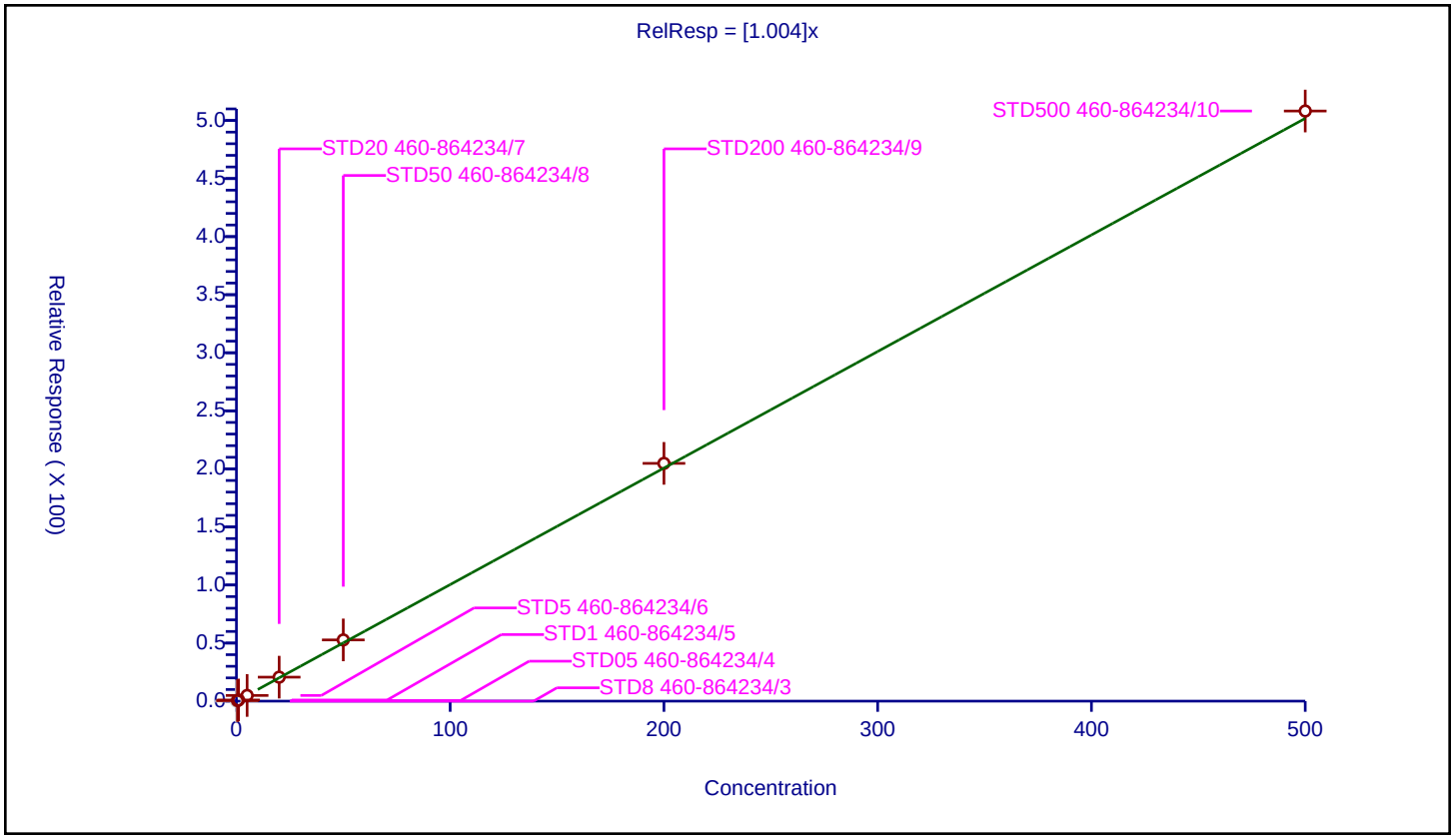

Calibration / 4-Methyl-2-pentanone (MIBK)

Curve Type:	Average
Weighting:	Conc_Sq
Origin:	Force
Dependency:	Response
Calib Mode:	ISTD
Response Base:	AREA
RF Rounding:	0

Curve Coefficients

Intercept:	0
Slope:	1.45

Error Coefficients

Standard Error:	2300000
Relative Standard Error:	8.0
Correlation Coefficient:	0.999
Coefficient of Determination (Adjusted):	0.992

ID	Level	Concentration	Rel. Resp.	IS Amount	IS Response	RRF	Used
1	STD8 460-864234/3	0.0	0.0	250.0	311233.0	NaN	N
2	STD05 460-864234/4	2.5	3.244889	250.0	313493.0	1.297956	Y
3	STD1 460-864234/5	5.0	7.45362	250.0	290966.0	1.490724	Y
4	STD5 460-864234/6	25.0	35.667587	250.0	308207.0	1.426703	Y
5	STD20 460-864234/7	100.0	159.684858	250.0	295327.0	1.596849	Y
6	STD50 460-864234/8	250.0	381.241927	250.0	298826.0	1.524968	Y
7	STD200 460-864234/9	1000.0	1518.011646	250.0	320612.0	1.518012	Y
8	STD500 460-864234/10	2500.0	3235.503901	250.0	407282.0	1.294202	Y

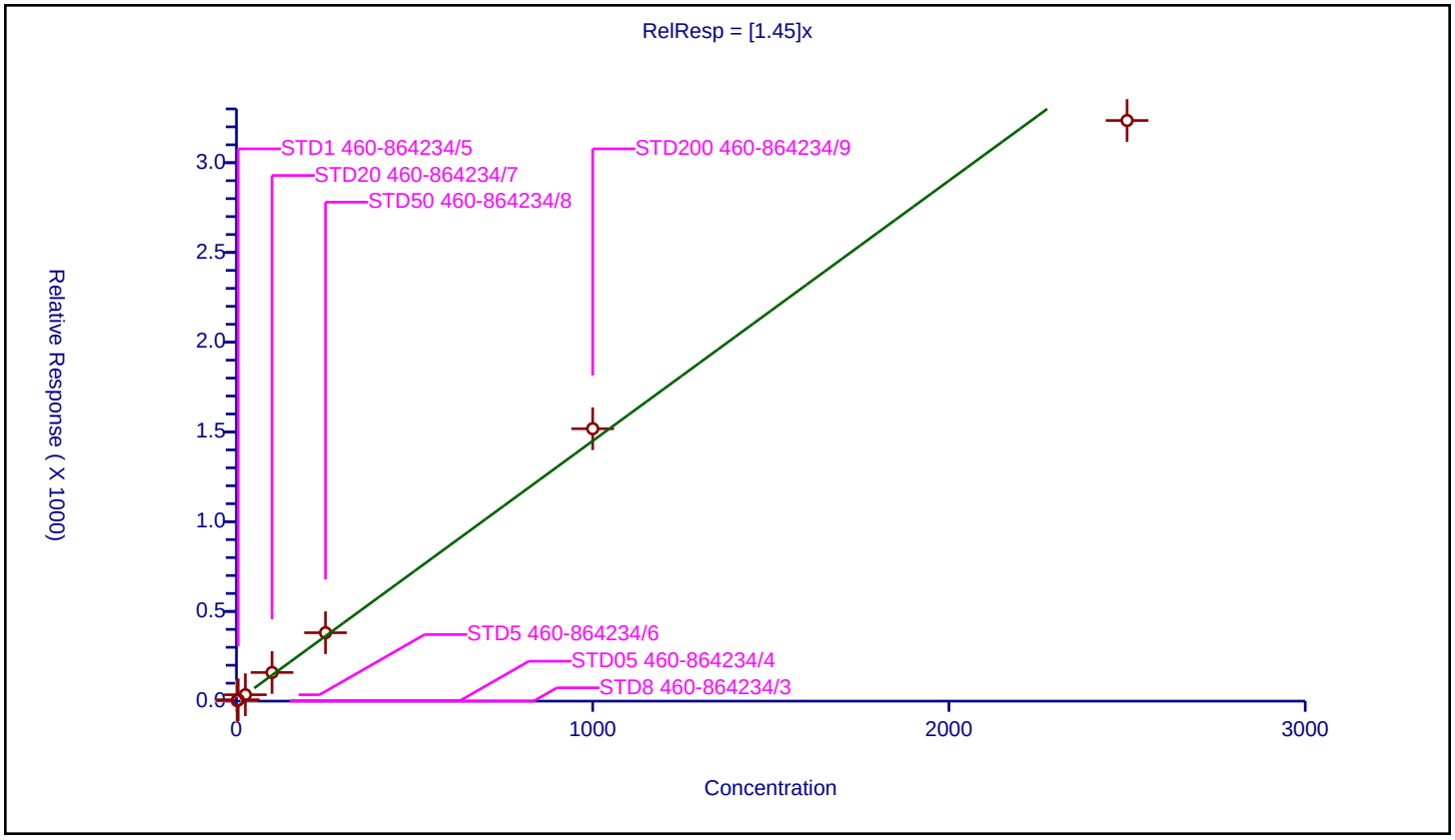

Calibration / Toluene-d8 (Surr)

Curve Type:	Average
Weighting:	Conc_Sq
Origin:	Force
Dependency:	Response
Calib Mode:	ISTD
Response Base:	AREA
RF Rounding:	0

Curve Coefficients

Intercept:	0
Slope:	1.288

Error Coefficients

Standard Error:	504000
Relative Standard Error:	1.1
Correlation Coefficient:	NA
Coefficient of Determination (Adjusted):	0.000000000000000111

ID	Level	Concentration	Rel. Resp.	IS Amount	IS Response	RRF	Used
1	STD8 460-864234/3	50.0	64.501158	50.0	372553.0	1.290023	Y
2	STD05 460-864234/4	50.0	64.216336	50.0	378772.0	1.284327	Y
3	STD1 460-864234/5	50.0	64.841723	50.0	340257.0	1.296834	Y
4	STD5 460-864234/6	50.0	64.228652	50.0	358755.0	1.284573	Y
5	STD20 460-864234/7	50.0	64.798244	50.0	345095.0	1.295965	Y
6	STD50 460-864234/8	50.0	65.56504	50.0	343250.0	1.311301	Y
7	STD200 460-864234/9	50.0	63.861007	50.0	376394.0	1.27722	Y
8	STD500 460-864234/10	50.0	63.210132	50.0	410170.0	1.264203	Y

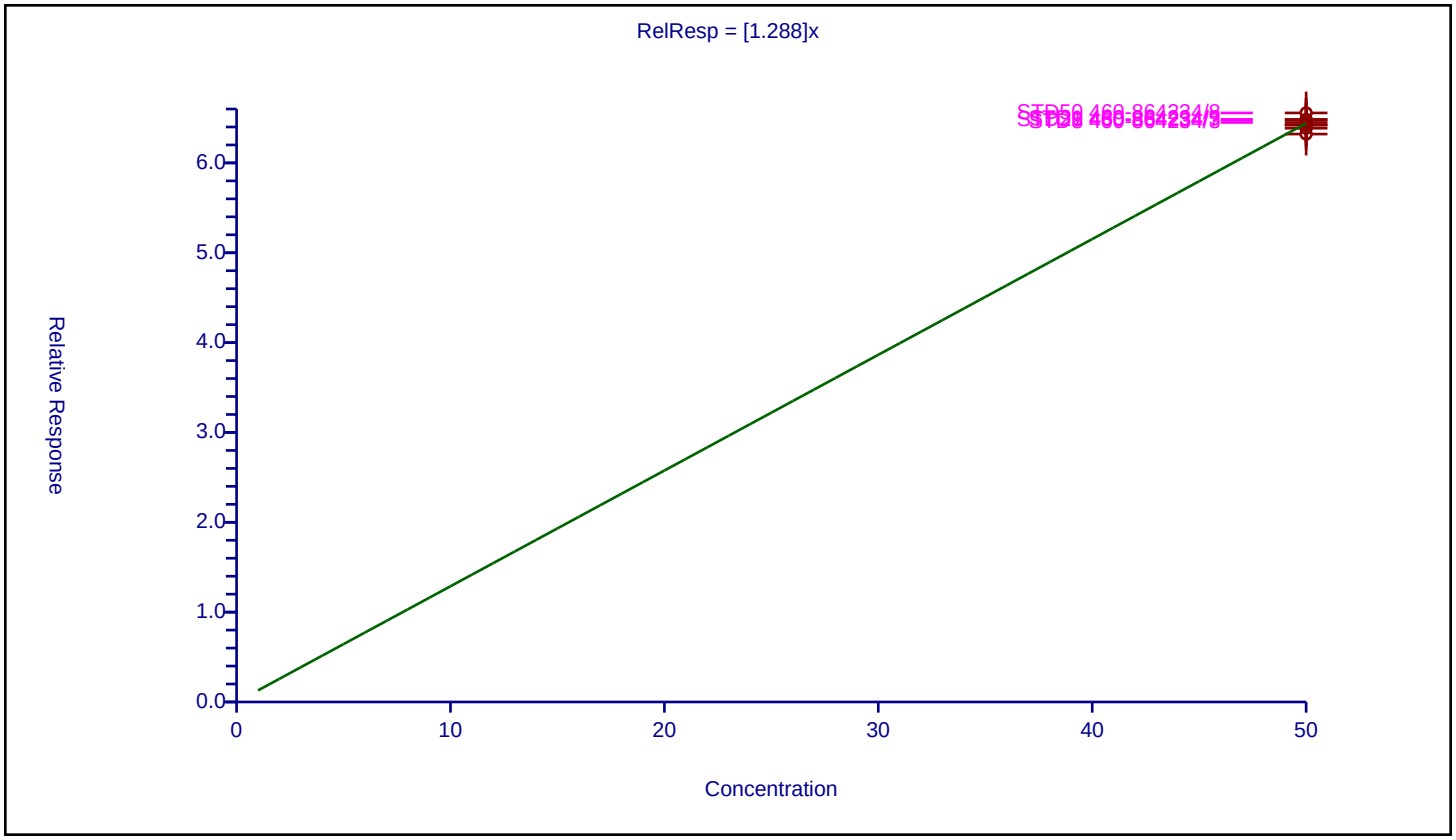

Calibration / Toluene

Curve Type:	Average
Weighting:	Conc_Sq
Origin:	Force
Dependency:	Response
Calib Mode:	ISTD
Response Base:	AREA
RF Rounding:	0

Curve Coefficients

Intercept:	0
Slope:	2.416

Error Coefficients

Standard Error:	4160000
Relative Standard Error:	3.1
Correlation Coefficient:	1.000
Coefficient of Determination (Adjusted):	0.999

ID	Level	Concentration	Rel. Resp.	IS Amount	IS Response	RRF	Used
1	STD8 460-864234/3	0.0	0.0	50.0	372553.0	NaN	N
2	STD05 460-864234/4	0.5	1.213395	50.0	378772.0	2.42679	Y
3	STD1 460-864234/5	1.0	2.390105	50.0	340257.0	2.390105	Y
4	STD5 460-864234/6	5.0	11.849591	50.0	358755.0	2.369918	Y
5	STD20 460-864234/7	20.0	49.81295	50.0	345095.0	2.490648	Y
6	STD50 460-864234/8	50.0	126.713765	50.0	343250.0	2.534275	Y
7	STD200 460-864234/9	200.0	478.419555	50.0	376394.0	2.392098	Y
8	STD500 460-864234/10	500.0	1155.005973	50.0	410170.0	2.310012	Y

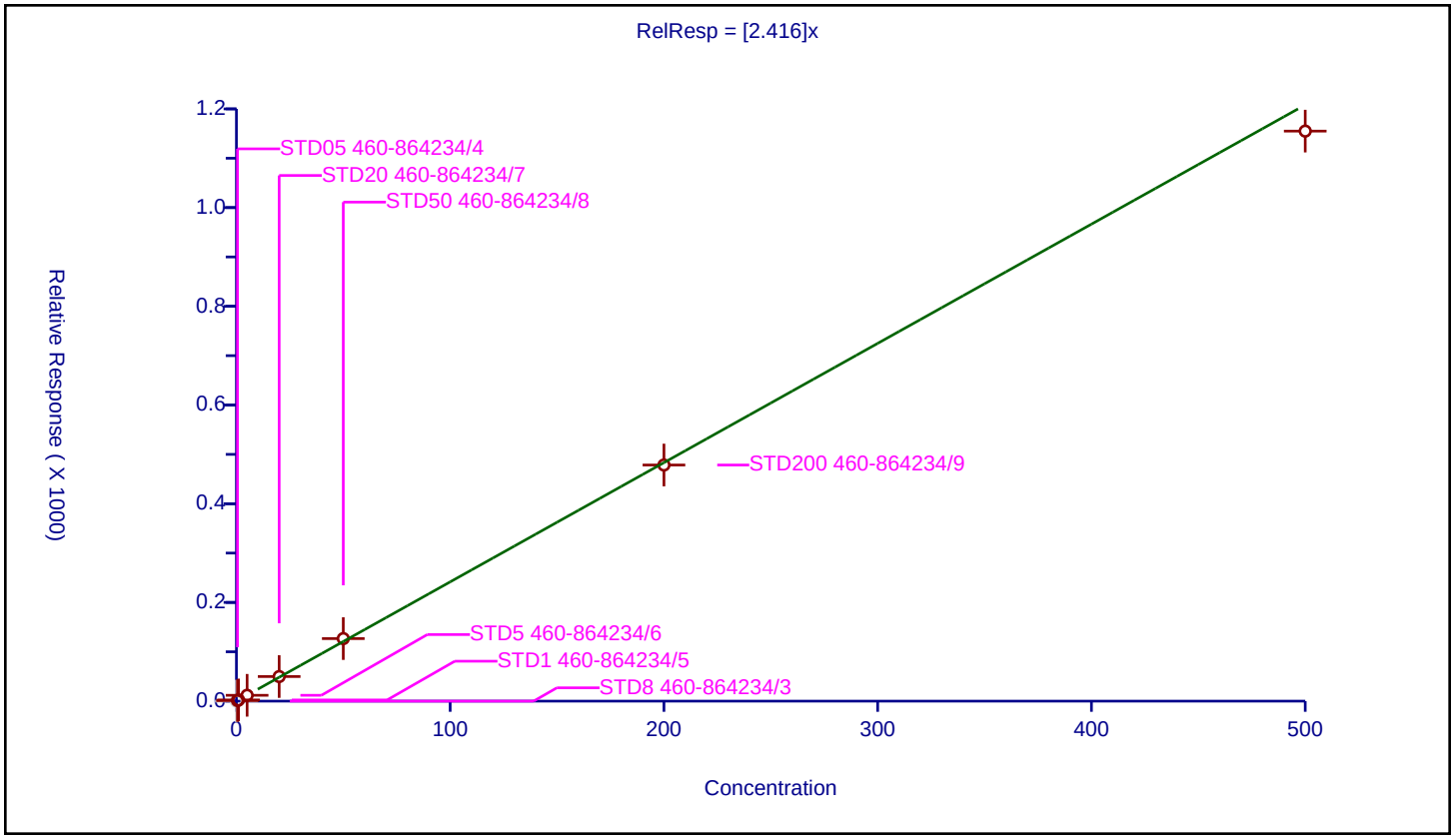

Calibration / trans-1,3-Dichloropropene

Curve Type:	Average
Weighting:	Conc_Sq
Origin:	Force
Dependency:	Response
Calib Mode:	ISTD
Response Base:	AREA
RF Rounding:	0

Curve Coefficients

Intercept:	0
Slope:	0.9029

Error Coefficients

Standard Error:	1600000
Relative Standard Error:	3.1
Correlation Coefficient:	0.999
Coefficient of Determination (Adjusted):	0.999

ID	Level	Concentration	Rel. Resp.	IS Amount	IS Response	RRF	Used
1	STD8 460-864234/3	0.0	0.0	50.0	372553.0	NaN	N
2	STD05 460-864234/4	0.5	0.43575	50.0	378772.0	0.871501	Y
3	STD1 460-864234/5	1.0	0.945462	50.0	340257.0	0.945462	Y
4	STD5 460-864234/6	5.0	4.347396	50.0	358755.0	0.869479	Y
5	STD20 460-864234/7	20.0	18.401744	50.0	345095.0	0.920087	Y
6	STD50 460-864234/8	50.0	46.218354	50.0	343250.0	0.924367	Y
7	STD200 460-864234/9	200.0	179.783153	50.0	376394.0	0.898916	Y
8	STD500 460-864234/10	500.0	445.300729	50.0	410170.0	0.890601	Y

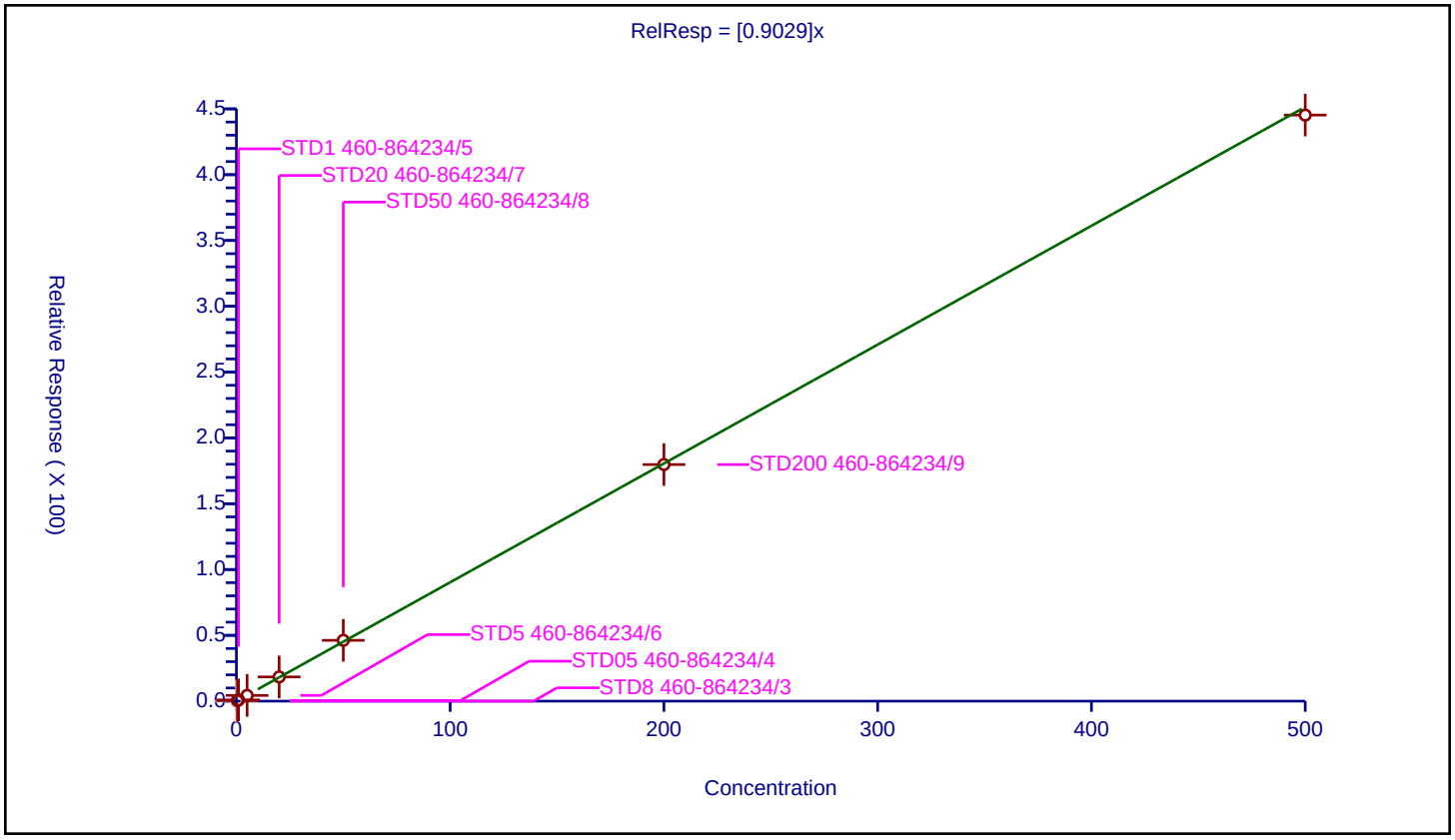

Curve Type:	Average
Weighting:	Conc_Sq
Origin:	Force
Dependency:	Response
Calib Mode:	ISTD
Response Base:	AREA
RF Rounding:	0

Curve Coefficients

Intercept:	0
Slope:	0.822

Error Coefficients

Standard Error:	1420000
Relative Standard Error:	3.7
Correlation Coefficient:	0.999
Coefficient of Determination (Adjusted):	0.998

ID	Level	Concentration	Rel. Resp.	IS Amount	IS Response	RRF	Used
1	STD8 460-864234/3	0.0	0.0	50.0	372553.0	NaN	N
2	STD05 460-864234/4	0.5	0.412913	50.0	378772.0	0.825827	Y
3	STD1 460-864234/5	1.0	0.788522	50.0	340257.0	0.788522	Y
4	STD5 460-864234/6	5.0	4.101964	50.0	358755.0	0.820393	Y
5	STD20 460-864234/7	20.0	17.403469	50.0	345095.0	0.870173	Y
6	STD50 460-864234/8	50.0	42.587036	50.0	343250.0	0.851741	Y
7	STD200 460-864234/9	200.0	161.17725	50.0	376394.0	0.805886	Y
8	STD500 460-864234/10	500.0	395.584148	50.0	410170.0	0.791168	Y

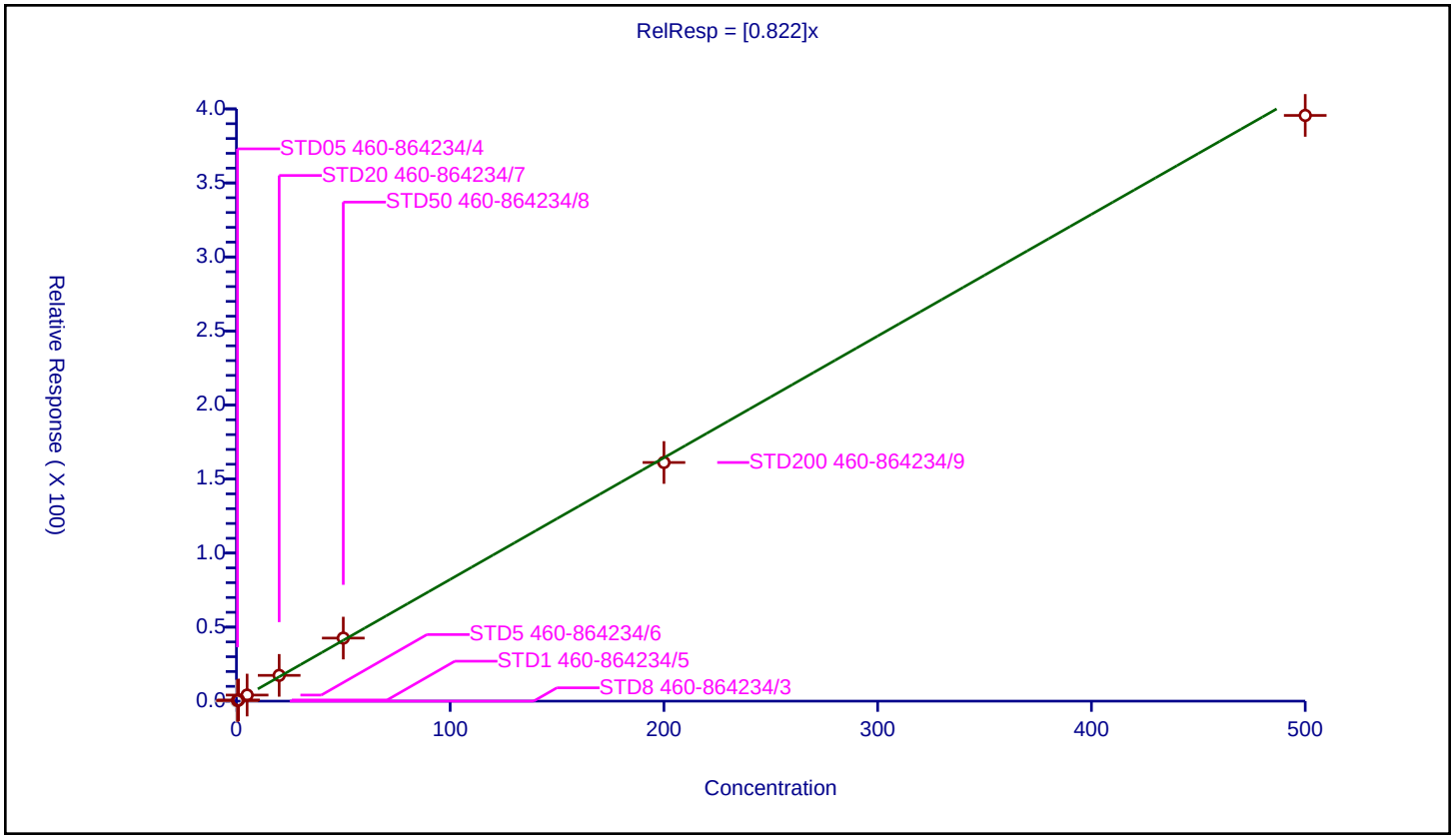

Curve Type:	Average
Weighting:	Conc_Sq
Origin:	Force
Dependency:	Response
Calib Mode:	ISTD
Response Base:	AREA
RF Rounding:	0

Curve Coefficients

Intercept:	0
Slope:	0.4573

Error Coefficients

Standard Error:	802000
Relative Standard Error:	4.6
Correlation Coefficient:	0.999
Coefficient of Determination (Adjusted):	0.997

ID	Level	Concentration	Rel. Resp.	IS Amount	IS Response	RRF	Used
1	STD8 460-864234/3	0.0	0.0	50.0	372553.0	NaN	N
2	STD05 460-864234/4	0.5	0.212925	50.0	378772.0	0.42585	Y
3	STD1 460-864234/5	1.0	0.492569	50.0	340257.0	0.492569	Y
4	STD5 460-864234/6	5.0	2.23523	50.0	358755.0	0.447046	Y
5	STD20 460-864234/7	20.0	9.424506	50.0	345095.0	0.471225	Y
6	STD50 460-864234/8	50.0	23.206846	50.0	343250.0	0.464137	Y
7	STD200 460-864234/9	200.0	90.537974	50.0	376394.0	0.45269	Y
8	STD500 460-864234/10	500.0	223.623498	50.0	410170.0	0.447247	Y

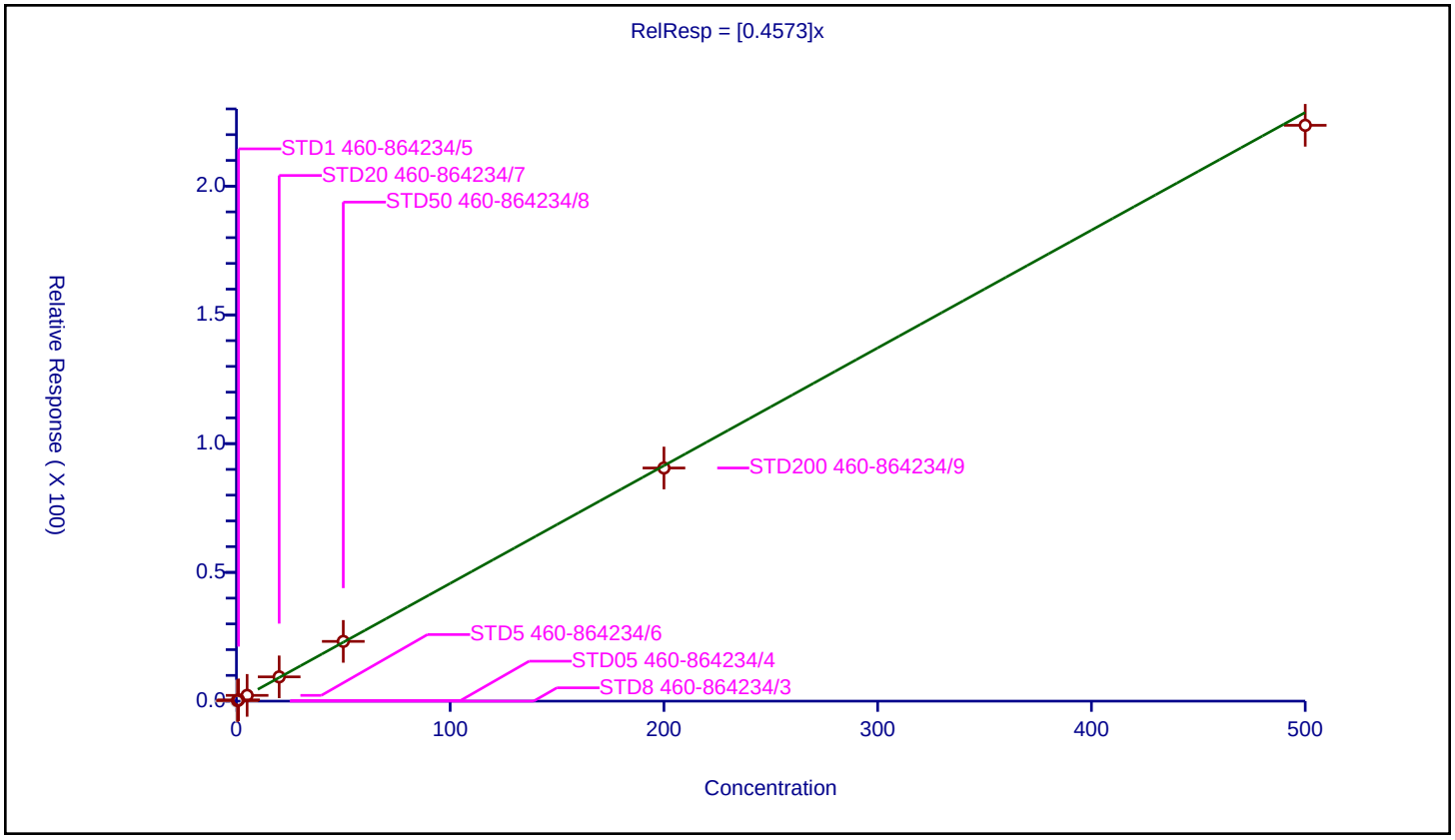

Calibration / Tetrachloroethene

Curve Type:	Average
Weighting:	Conc_Sq
Origin:	Force
Dependency:	Response
Calib Mode:	ISTD
Response Base:	AREA
RF Rounding:	0

Curve Coefficients

Intercept:	0
Slope:	0.5394

Error Coefficients

Standard Error:	948000
Relative Standard Error:	3.8
Correlation Coefficient:	0.999
Coefficient of Determination (Adjusted):	0.998

ID	Level	Concentration	Rel. Resp.	IS Amount	IS Response	RRF	Used
1	STD8 460-864234/3	0.0	0.0	50.0	372553.0	NaN	N
2	STD05 460-864234/4	0.5	0.257279	50.0	378772.0	0.514558	Y
3	STD1 460-864234/5	1.0	0.535771	50.0	340257.0	0.535771	Y
4	STD5 460-864234/6	5.0	2.658918	50.0	358755.0	0.531784	Y
5	STD20 460-864234/7	20.0	10.977992	50.0	345095.0	0.5489	Y
6	STD50 460-864234/8	50.0	28.961544	50.0	343250.0	0.579231	Y
7	STD200 460-864234/9	200.0	107.482053	50.0	376394.0	0.53741	Y
8	STD500 460-864234/10	500.0	264.069532	50.0	410170.0	0.528139	Y

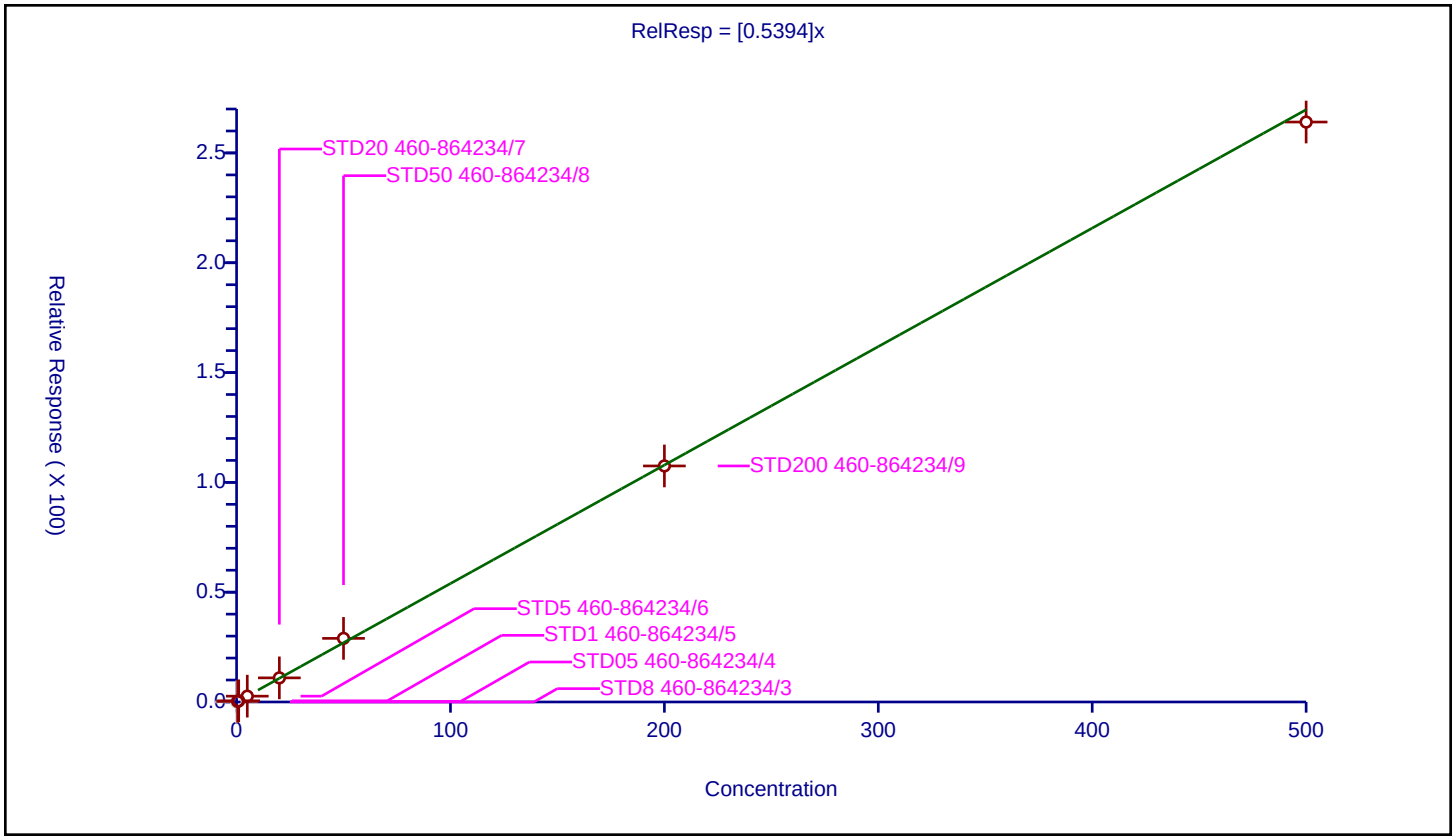

Calibration / 1,3-Dichloropropane

Curve Type:	Average
Weighting:	Conc_Sq
Origin:	Force
Dependency:	Response
Calib Mode:	ISTD
Response Base:	AREA
RF Rounding:	0

Curve Coefficients

Intercept:	0
Slope:	0.8671

Error Coefficients

Standard Error:	1510000
Relative Standard Error:	3.4
Correlation Coefficient:	0.999
Coefficient of Determination (Adjusted):	0.999

ID	Level	Concentration	Rel. Resp.	IS Amount	IS Response	RRF	Used
1	STD8 460-864234/3	0.0	0.0	50.0	372553.0	NaN	N
2	STD05 460-864234/4	0.5	0.410801	50.0	378772.0	0.821602	Y
3	STD1 460-864234/5	1.0	0.898145	50.0	340257.0	0.898145	Y
4	STD5 460-864234/6	5.0	4.330253	50.0	358755.0	0.866051	Y
5	STD20 460-864234/7	20.0	18.013735	50.0	345095.0	0.900687	Y
6	STD50 460-864234/8	50.0	44.232775	50.0	343250.0	0.884655	Y
7	STD200 460-864234/9	200.0	171.161602	50.0	376394.0	0.855808	Y
8	STD500 460-864234/10	500.0	421.348587	50.0	410170.0	0.842697	Y

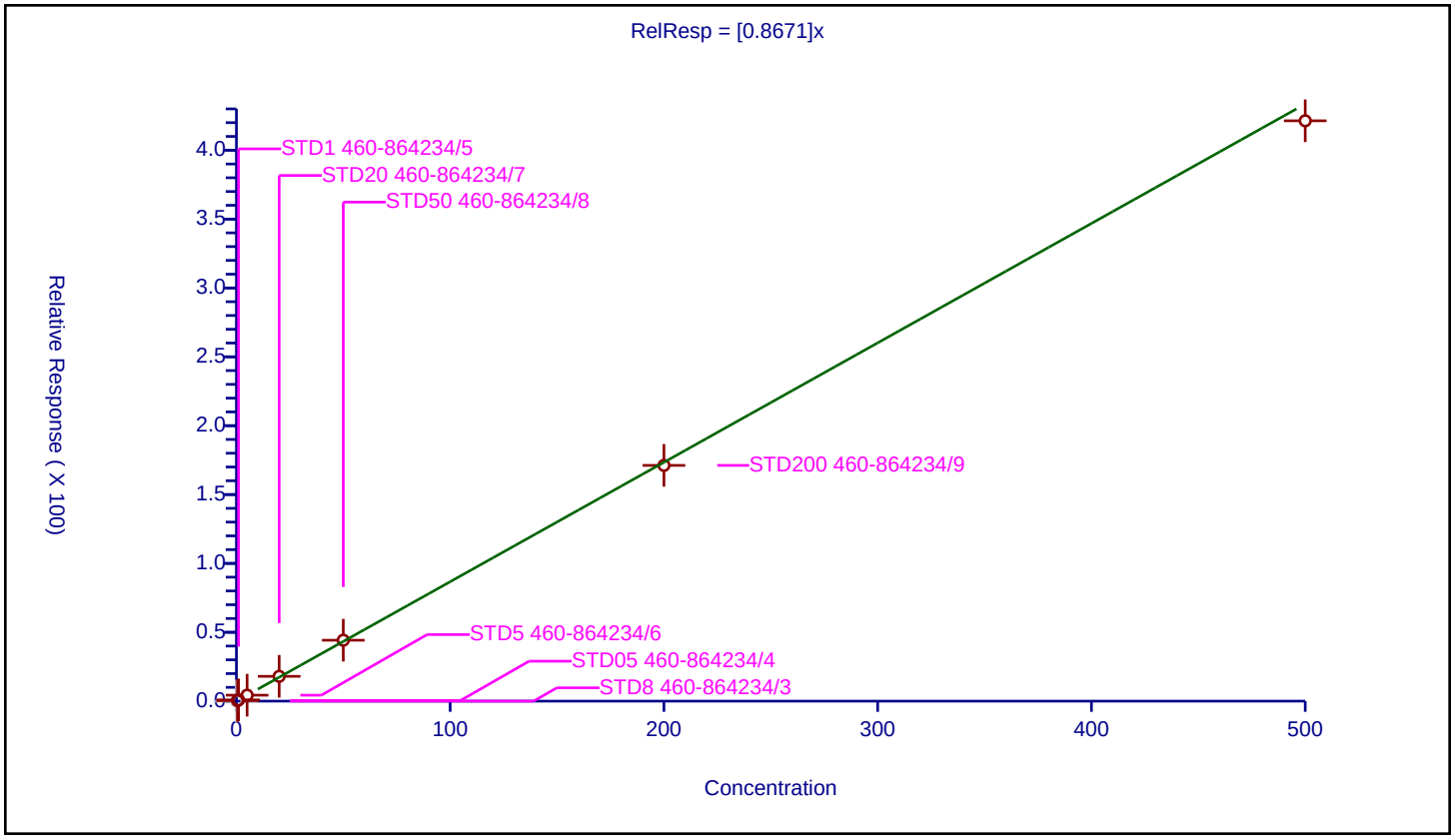

Calibration / 2-Hexanone

Curve Type:	Average
Weighting:	Conc_Sq
Origin:	Force
Dependency:	Response
Calib Mode:	ISTD
Response Base:	AREA
RF Rounding:	0

Curve Coefficients

Intercept:	0
Slope:	2.462

Error Coefficients

Standard Error:	3850000
Relative Standard Error:	6.8
Correlation Coefficient:	0.999
Coefficient of Determination (Adjusted):	0.994

ID	Level	Concentration	Rel. Resp.	IS Amount	IS Response	RRF	Used
1	STD8 460-864234/3	0.0	0.0	250.0	311233.0	NaN	N
2	STD05 460-864234/4	2.5	6.081476	250.0	313493.0	2.43259	Y
3	STD1 460-864234/5	5.0	13.546256	250.0	290966.0	2.709251	Y
4	STD5 460-864234/6	25.0	59.646601	250.0	308207.0	2.385864	Y
5	STD20 460-864234/7	100.0	254.470468	250.0	295327.0	2.544705	Y
6	STD50 460-864234/8	250.0	614.419428	250.0	298826.0	2.457678	Y
7	STD200 460-864234/9	1000.0	2542.212238	250.0	320612.0	2.542212	Y
8	STD500 460-864234/10	2500.0	5409.85116	250.0	407282.0	2.16394	Y

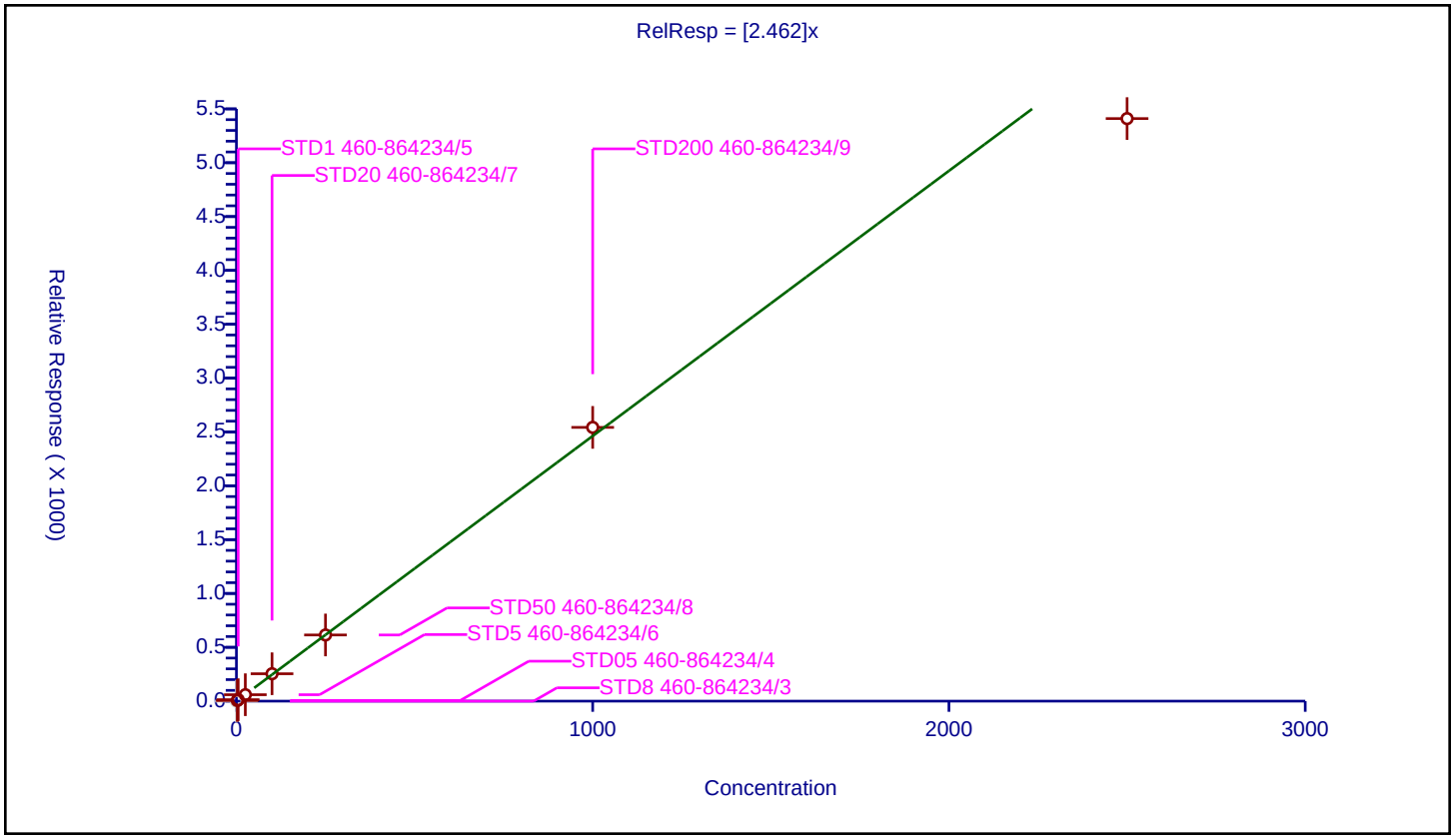

Calibration / n-Butyl acetate

Curve Type:	Average
Weighting:	Conc_Sq
Origin:	Force
Dependency:	Response
Calib Mode:	ISTD
Response Base:	AREA
RF Rounding:	0

Curve Coefficients

Intercept:	0
Slope:	1.06

Error Coefficients

Standard Error:	1730000
Relative Standard Error:	5.2
Correlation Coefficient:	1.000
Coefficient of Determination (Adjusted):	0.997

ID	Level	Concentration	Rel. Resp.	IS Amount	IS Response	RRF	Used
1	STD8 460-864234/3	0.0	0.0	50.0	372553.0	NaN	N
2	STD05 460-864234/4	0.5	0.537395	50.0	378772.0	1.074789	Y
3	STD1 460-864234/5	1.0	1.093879	50.0	340257.0	1.093879	Y
4	STD5 460-864234/6	5.0	5.503059	50.0	358755.0	1.100612	Y
5	STD20 460-864234/7	20.0	22.240542	50.0	345095.0	1.112027	Y
6	STD50 460-864234/8	50.0	53.019519	50.0	343250.0	1.06039	Y
7	STD200 460-864234/9	200.0	204.035399	50.0	376394.0	1.020177	Y
8	STD500 460-864234/10	500.0	478.07336	50.0	410170.0	0.956147	Y

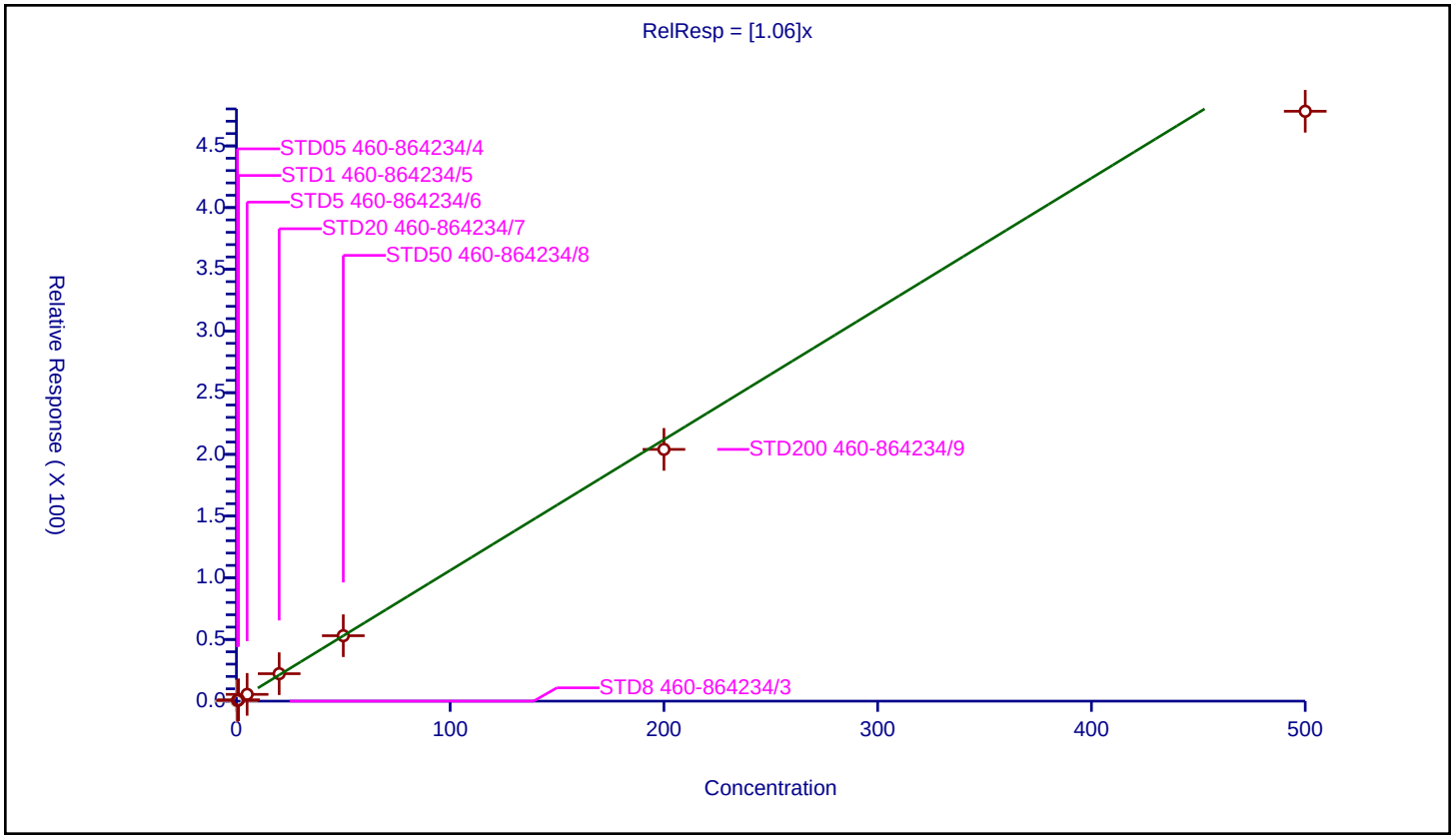

Calibration / Chlorodibromomethane

Curve Type:	Average
Weighting:	Conc_Sq
Origin:	Force
Dependency:	Response
Calib Mode:	ISTD
Response Base:	AREA
RF Rounding:	0

Curve Coefficients

Intercept:	0
Slope:	0.5717

Error Coefficients

Standard Error:	1050000
Relative Standard Error:	4.1
Correlation Coefficient:	0.999
Coefficient of Determination (Adjusted):	0.998

ID	Level	Concentration	Rel. Resp.	IS Amount	IS Response	RRF	Used
1	STD8 460-864234/3	0.0	0.0	50.0	372553.0	NaN	N
2	STD05 460-864234/4	0.5	0.272591	50.0	378772.0	0.545183	Y
3	STD1 460-864234/5	1.0	0.541649	50.0	340257.0	0.541649	Y
4	STD5 460-864234/6	5.0	2.780728	50.0	358755.0	0.556146	Y
5	STD20 460-864234/7	20.0	11.925412	50.0	345095.0	0.596271	Y
6	STD50 460-864234/8	50.0	29.738237	50.0	343250.0	0.594765	Y
7	STD200 460-864234/9	200.0	116.737249	50.0	376394.0	0.583686	Y
8	STD500 460-864234/10	500.0	292.089621	50.0	410170.0	0.584179	Y

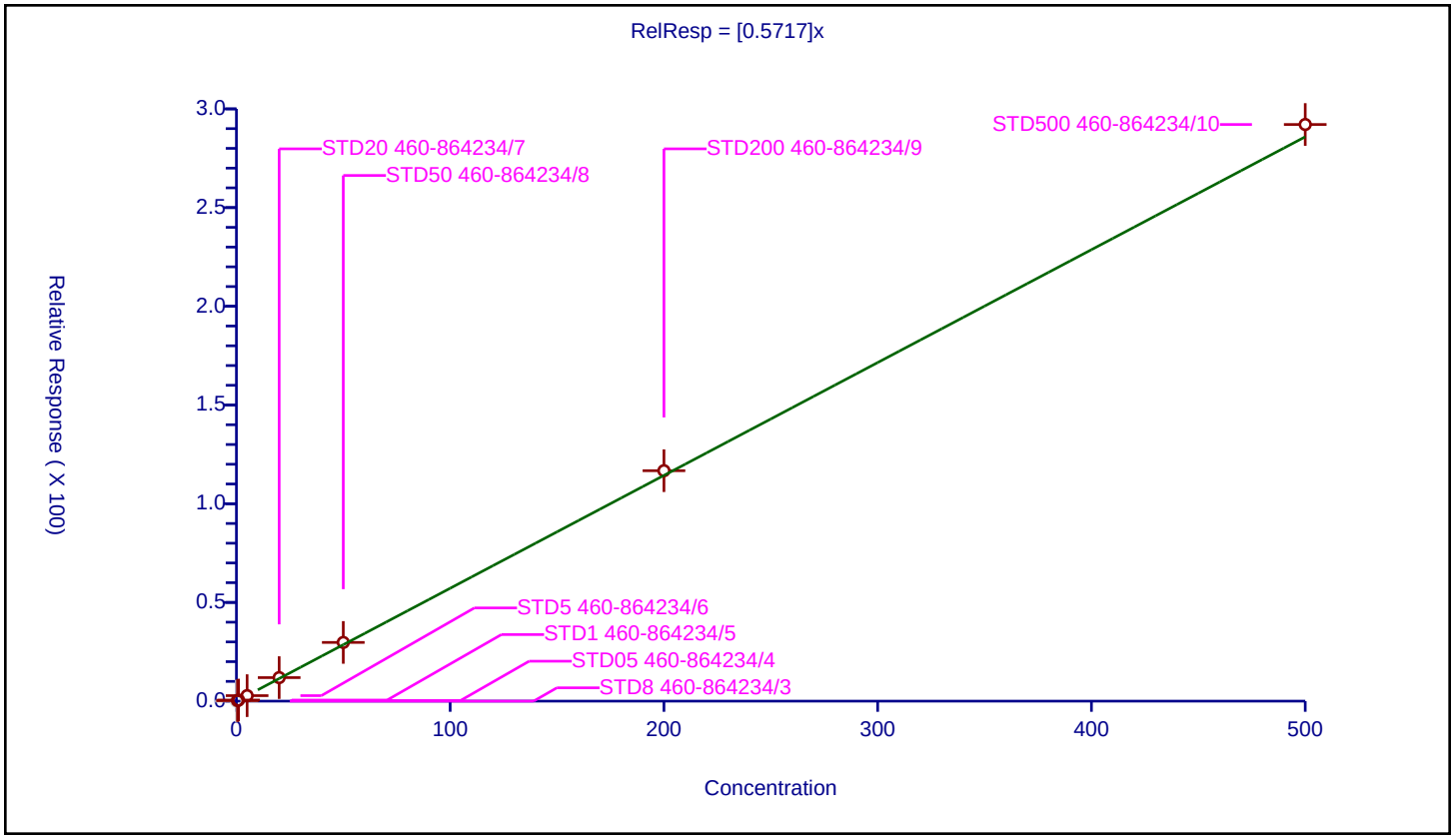

Calibration / Ethylene Dibromide

Curve Type:	Average
Weighting:	Conc_Sq
Origin:	Force
Dependency:	Response
Calib Mode:	ISTD
Response Base:	AREA
RF Rounding:	0

Curve Coefficients

Intercept:	0
Slope:	0.5068

Error Coefficients

Standard Error:	864000
Relative Standard Error:	3.6
Correlation Coefficient:	0.999
Coefficient of Determination (Adjusted):	0.998

ID	Level	Concentration	Rel. Resp.	IS Amount	IS Response	RRF	Used
1	STD8 460-864234/3	0.0	0.0	50.0	372553.0	NaN	N
2	STD05 460-864234/4	0.5	0.262427	50.0	378772.0	0.524854	Y
3	STD1 460-864234/5	1.0	0.519166	50.0	340257.0	0.519166	Y
4	STD5 460-864234/6	5.0	2.465331	50.0	358755.0	0.493066	Y
5	STD20 460-864234/7	20.0	10.482911	50.0	345095.0	0.524146	Y
6	STD50 460-864234/8	50.0	25.820685	50.0	343250.0	0.516414	Y
7	STD200 460-864234/9	200.0	97.761654	50.0	376394.0	0.488808	Y
8	STD500 460-864234/10	500.0	240.632665	50.0	410170.0	0.481265	Y

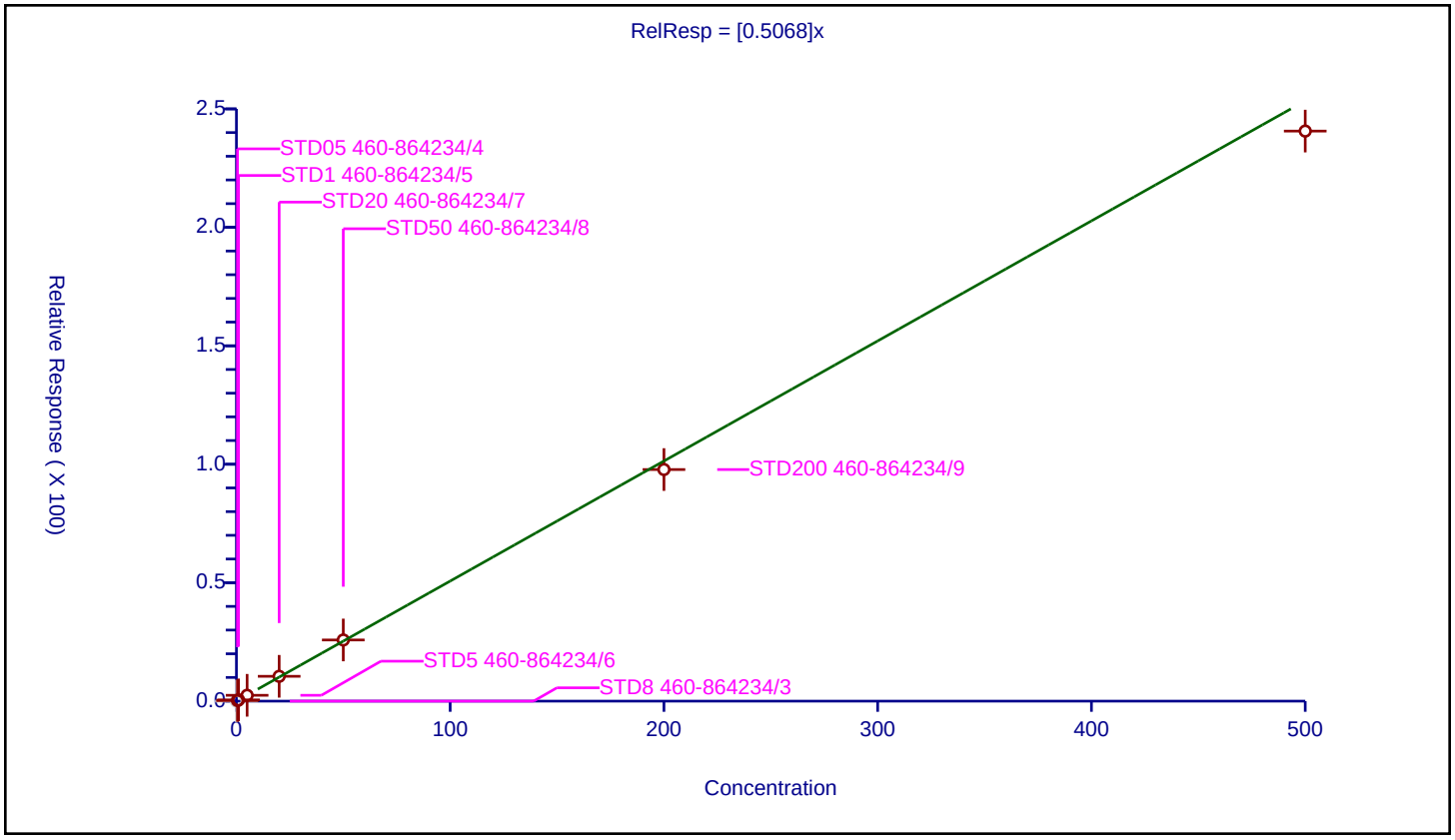

Calibration / Chlorobenzene

Curve Type:	Average
Weighting:	Conc_Sq
Origin:	Force
Dependency:	Response
Calib Mode:	ISTD
Response Base:	AREA
RF Rounding:	0

Curve Coefficients

Intercept:	0
Slope:	1.493

Error Coefficients

Standard Error:	2600000
Relative Standard Error:	3.8
Correlation Coefficient:	0.999
Coefficient of Determination (Adjusted):	0.998

ID	Level	Concentration	Rel. Resp.	IS Amount	IS Response	RRF	Used
1	STD8 460-864234/3	0.0	0.0	50.0	372553.0	NaN	N
2	STD05 460-864234/4	0.5	0.701213	50.0	378772.0	1.402427	Y
3	STD1 460-864234/5	1.0	1.511798	50.0	340257.0	1.511798	Y
4	STD5 460-864234/6	5.0	7.431255	50.0	358755.0	1.486251	Y
5	STD20 460-864234/7	20.0	31.296455	50.0	345095.0	1.564823	Y
6	STD50 460-864234/8	50.0	77.605535	50.0	343250.0	1.552111	Y
7	STD200 460-864234/9	200.0	296.255519	50.0	376394.0	1.481278	Y
8	STD500 460-864234/10	500.0	724.485457	50.0	410170.0	1.448971	Y

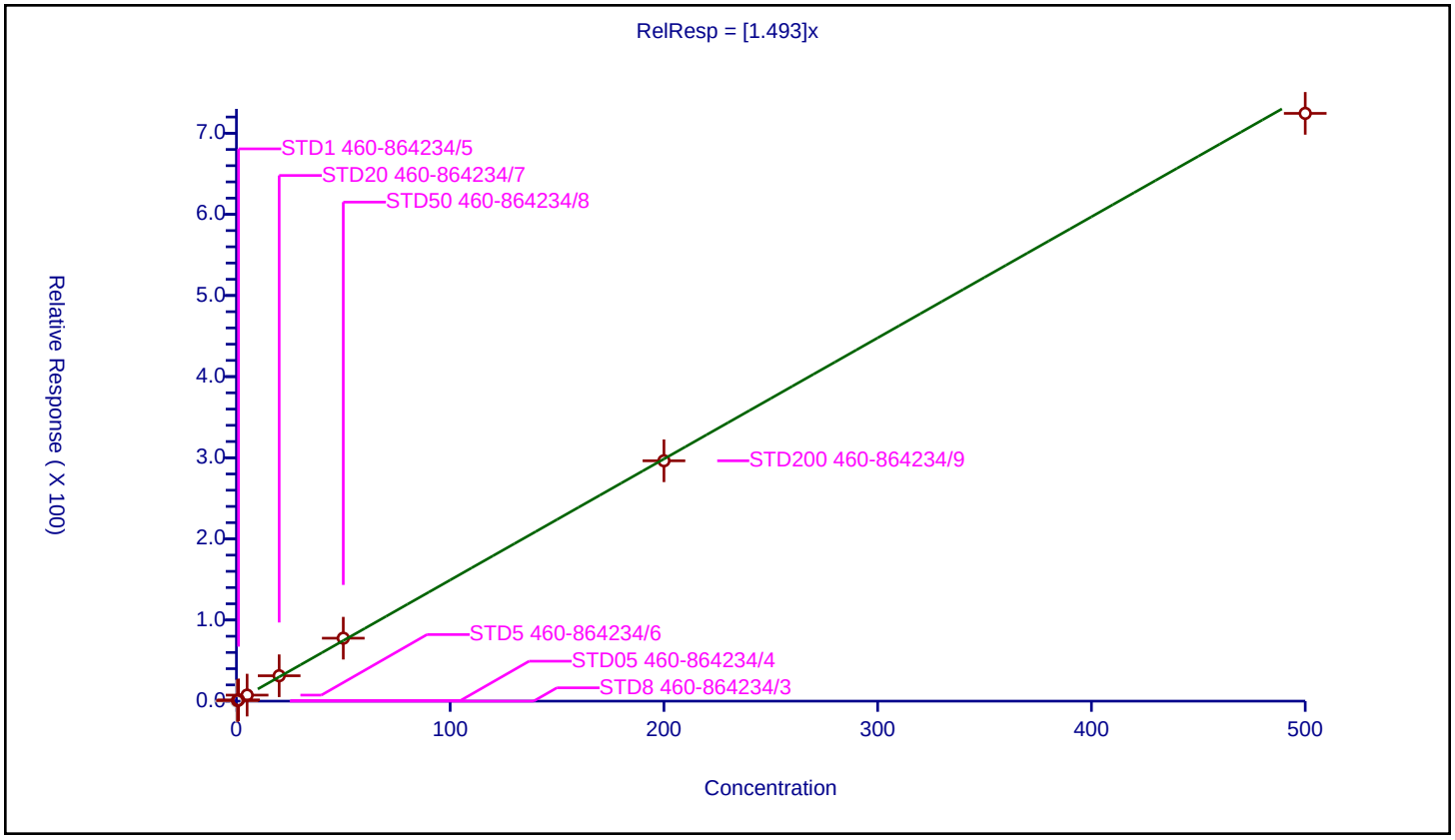

Calibration / Ethylbenzene

Curve Type:	Average
Weighting:	Conc_Sq
Origin:	Force
Dependency:	Response
Calib Mode:	ISTD
Response Base:	AREA
RF Rounding:	0

Curve Coefficients

Intercept:	0
Slope:	0.8322

Error Coefficients

Standard Error:	1430000
Relative Standard Error:	4.1
Correlation Coefficient:	0.999
Coefficient of Determination (Adjusted):	0.998

ID	Level	Concentration	Rel. Resp.	IS Amount	IS Response	RRF	Used
1	STD8 460-864234/3	0.0	0.0	50.0	372553.0	NaN	N
2	STD05 460-864234/4	0.5	0.392848	50.0	378772.0	0.785697	Y
3	STD1 460-864234/5	1.0	0.845978	50.0	340257.0	0.845978	Y
4	STD5 460-864234/6	5.0	4.170255	50.0	358755.0	0.834051	Y
5	STD20 460-864234/7	20.0	17.470407	50.0	345095.0	0.87352	Y
6	STD50 460-864234/8	50.0	43.560816	50.0	343250.0	0.871216	Y
7	STD200 460-864234/9	200.0	163.272528	50.0	376394.0	0.816363	Y
8	STD500 460-864234/10	500.0	399.416949	50.0	410170.0	0.798834	Y

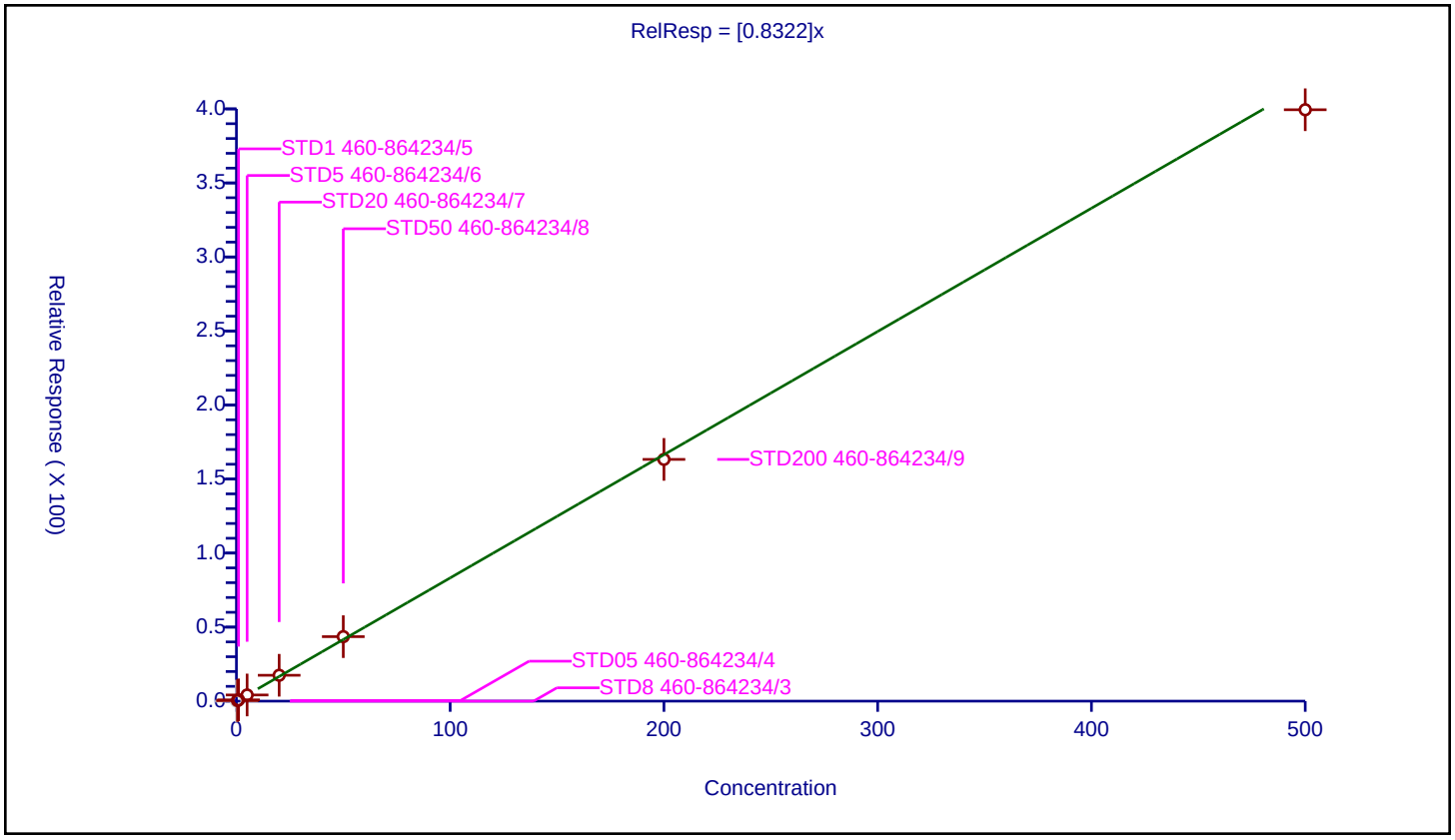

Curve Type:	Average
Weighting:	Conc_Sq
Origin:	Force
Dependency:	Response
Calib Mode:	ISTD
Response Base:	AREA
RF Rounding:	0

Curve Coefficients

Intercept:	0
Slope:	0.6057

Error Coefficients

Standard Error:	1060000
Relative Standard Error:	5.8
Correlation Coefficient:	1.000
Coefficient of Determination (Adjusted):	0.996

ID	Level	Concentration	Rel. Resp.	IS Amount	IS Response	RRF	Used
1	STD8 460-864234/3	0.0	0.0	50.0	372553.0	NaN	N
2	STD05 460-864234/4	0.5	0.271931	50.0	378772.0	0.543863	Y
3	STD1 460-864234/5	1.0	0.625704	50.0	340257.0	0.625704	Y
4	STD5 460-864234/6	5.0	2.953548	50.0	358755.0	0.59071	Y
5	STD20 460-864234/7	20.0	12.872253	50.0	345095.0	0.643613	Y
6	STD50 460-864234/8	50.0	32.057101	50.0	343250.0	0.641142	Y
7	STD200 460-864234/9	200.0	121.394071	50.0	376394.0	0.60697	Y
8	STD500 460-864234/10	500.0	293.968598	50.0	410170.0	0.587937	Y

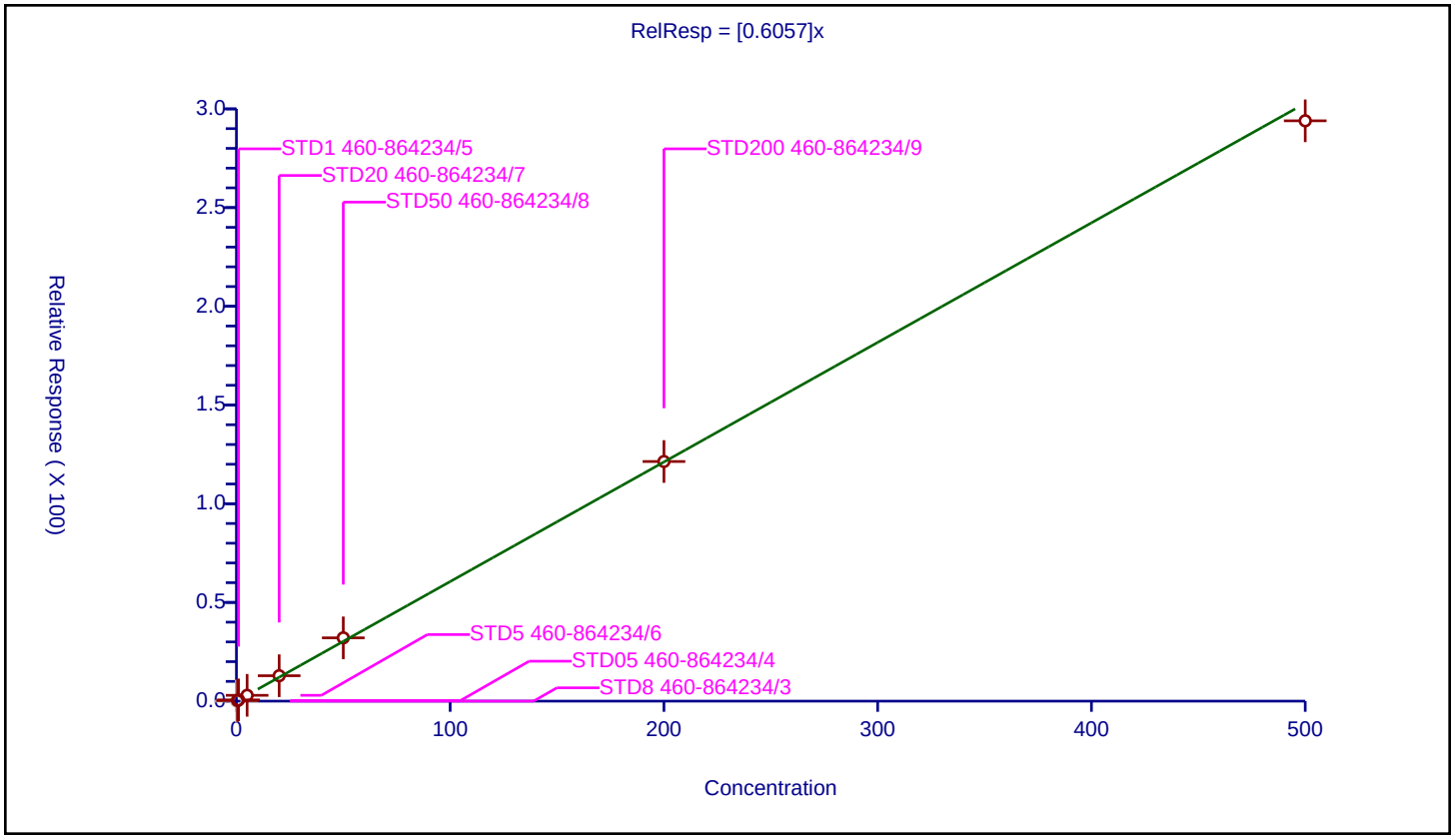

Calibration / m-Xylene & p-Xylene

Curve Type:	Average
Weighting:	Conc_Sq
Origin:	Force
Dependency:	Response
Calib Mode:	ISTD
Response Base:	AREA
RF Rounding:	0

Curve Coefficients

Intercept:	0
Slope:	1.028

Error Coefficients

Standard Error:	1740000
Relative Standard Error:	4.8
Correlation Coefficient:	0.999
Coefficient of Determination (Adjusted):	0.997

ID	Level	Concentration	Rel. Resp.	IS Amount	IS Response	RRF	Used
1	STD8 460-864234/3	0.0	0.0	50.0	372553.0	NaN	N
2	STD05 460-864234/4	0.5	0.48842	50.0	378772.0	0.976841	Y
3	STD1 460-864234/5	1.0	1.075364	50.0	340257.0	1.075364	Y
4	STD5 460-864234/6	5.0	5.124528	50.0	358755.0	1.024906	Y
5	STD20 460-864234/7	20.0	21.555369	50.0	345095.0	1.077768	Y
6	STD50 460-864234/8	50.0	53.961835	50.0	343250.0	1.079237	Y
7	STD200 460-864234/9	200.0	198.503828	50.0	376394.0	0.992519	Y
8	STD500 460-864234/10	500.0	484.439013	50.0	410170.0	0.968878	Y

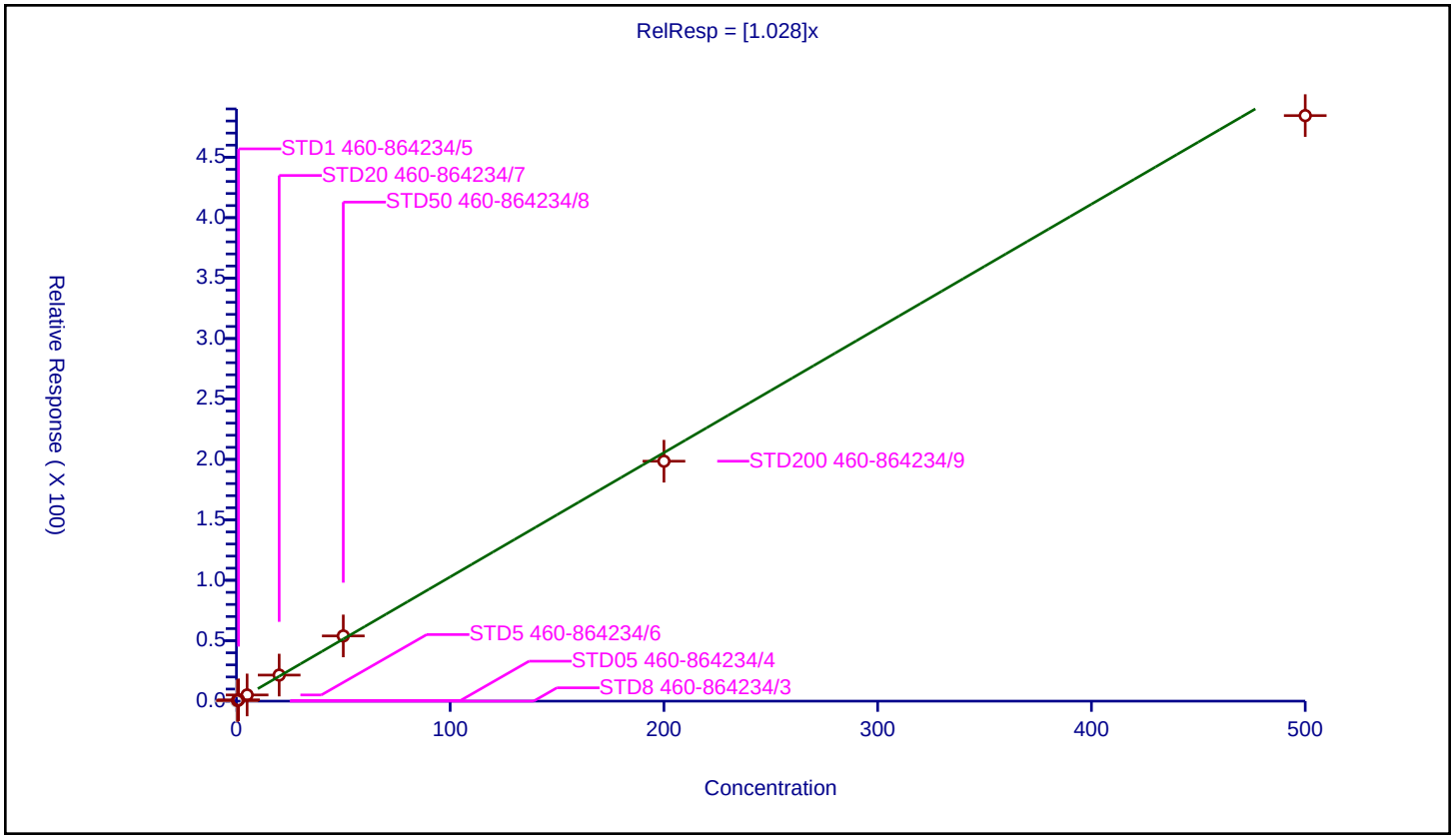

Calibration / o-Xylene

Curve Type:	Average
Weighting:	Conc_Sq
Origin:	Force
Dependency:	Response
Calib Mode:	ISTD
Response Base:	AREA
RF Rounding:	0

Curve Coefficients

Intercept:	0
Slope:	1.074

Error Coefficients

Standard Error:	1840000
Relative Standard Error:	5.4
Correlation Coefficient:	1.000
Coefficient of Determination (Adjusted):	0.997

ID	Level	Concentration	Rel. Resp.	IS Amount	IS Response	RRF	Used
1	STD8 460-864234/3	0.0	0.0	50.0	372553.0	NaN	N
2	STD05 460-864234/4	0.5	0.499641	50.0	378772.0	0.999282	Y
3	STD1 460-864234/5	1.0	1.05097	50.0	340257.0	1.05097	Y
4	STD5 460-864234/6	5.0	5.437973	50.0	358755.0	1.087595	Y
5	STD20 460-864234/7	20.0	23.072487	50.0	345095.0	1.153624	Y
6	STD50 460-864234/8	50.0	57.181937	50.0	343250.0	1.143639	Y
7	STD200 460-864234/9	200.0	211.744874	50.0	376394.0	1.058724	Y
8	STD500 460-864234/10	500.0	512.873443	50.0	410170.0	1.025747	Y

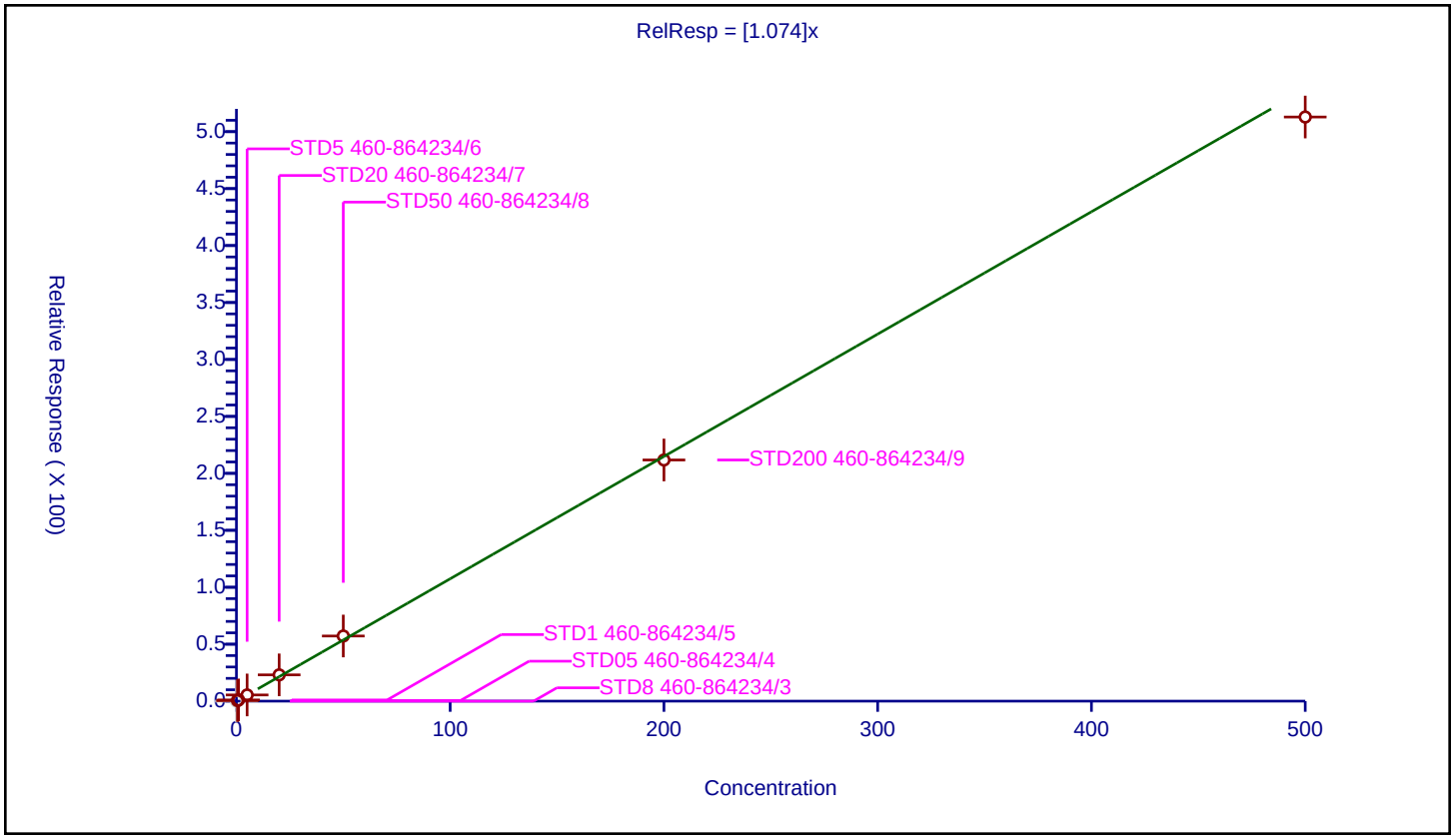

Curve Type:	Average
Weighting:	Conc_Sq
Origin:	Force
Dependency:	Response
Calib Mode:	ISTD
Response Base:	AREA
RF Rounding:	0

Curve Coefficients

Intercept:	0
Slope:	0.5432

Error Coefficients

Standard Error:	886000
Relative Standard Error:	5.7
Correlation Coefficient:	1.000
Coefficient of Determination (Adjusted):	0.996

ID	Level	Concentration	Rel. Resp.	IS Amount	IS Response	RRF	Used
1	STD8 460-864234/3	0.0	0.0	50.0	372553.0	NaN	N
2	STD05 460-864234/4	0.5	0.264803	50.0	378772.0	0.529606	Y
3	STD1 460-864234/5	1.0	0.567806	50.0	340257.0	0.567806	Y
4	STD5 460-864234/6	5.0	2.713969	50.0	358755.0	0.542794	Y
5	STD20 460-864234/7	20.0	11.716629	50.0	345095.0	0.585831	Y
6	STD50 460-864234/8	50.0	27.780918	50.0	343250.0	0.555618	Y
7	STD200 460-864234/9	200.0	106.382408	50.0	376394.0	0.531912	Y
8	STD500 460-864234/10	500.0	244.4651	50.0	410170.0	0.48893	Y

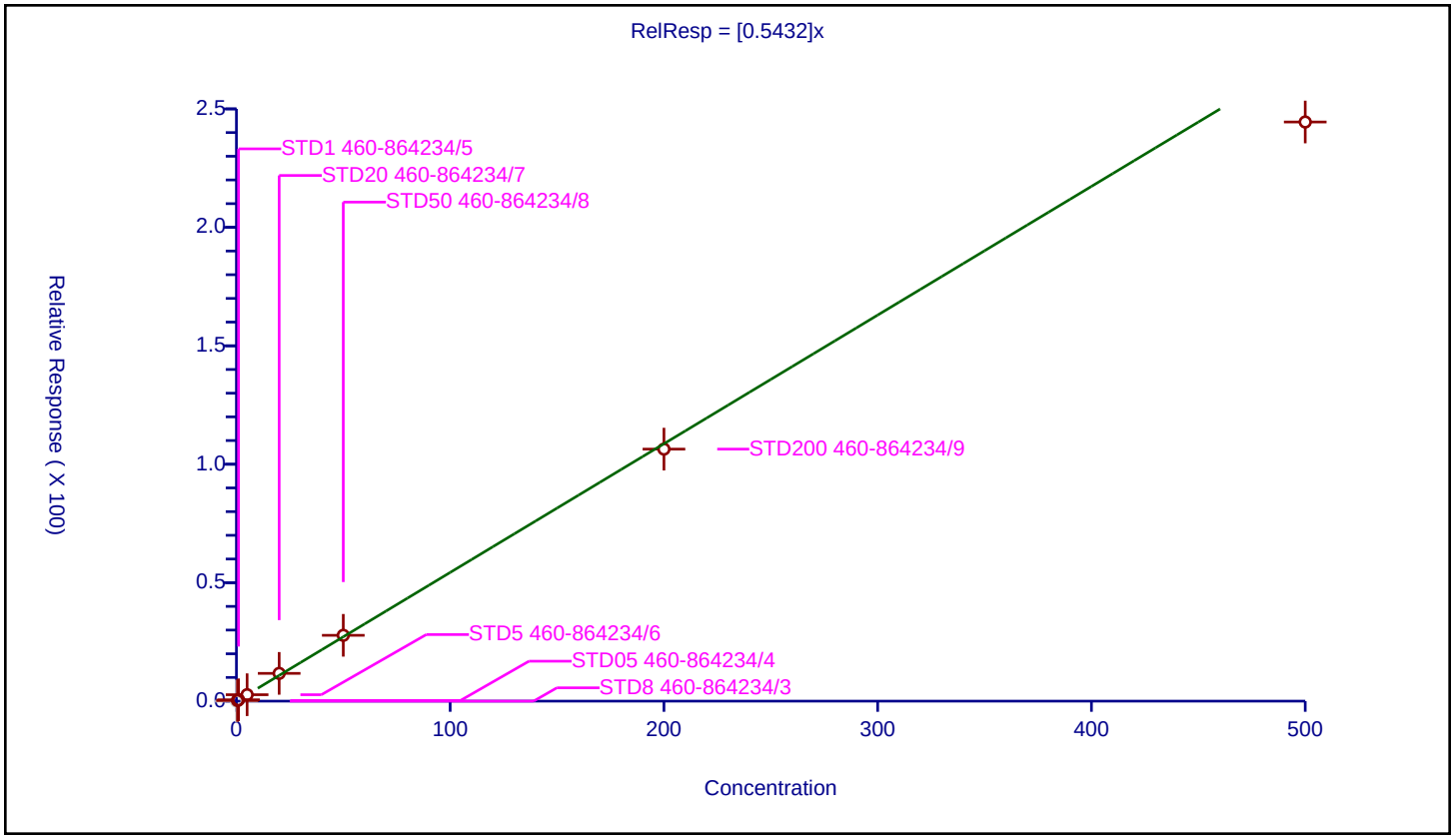

Calibration / Styrene

Curve Type:	Average
Weighting:	Conc_Sq
Origin:	Force
Dependency:	Response
Calib Mode:	ISTD
Response Base:	AREA
RF Rounding:	0

Curve Coefficients

Intercept:	0
Slope:	1.715

Error Coefficients

Standard Error:	2980000
Relative Standard Error:	4.7
Correlation Coefficient:	0.999
Coefficient of Determination (Adjusted):	0.997

ID	Level	Concentration	Rel. Resp.	IS Amount	IS Response	RRF	Used
1	STD8 460-864234/3	0.0	0.0	50.0	372553.0	NaN	N
2	STD05 460-864234/4	0.5	0.809326	50.0	378772.0	1.618652	Y
3	STD1 460-864234/5	1.0	1.66242	50.0	340257.0	1.66242	Y
4	STD5 460-864234/6	5.0	8.627476	50.0	358755.0	1.725495	Y
5	STD20 460-864234/7	20.0	36.873615	50.0	345095.0	1.843681	Y
6	STD50 460-864234/8	50.0	90.058704	50.0	343250.0	1.801174	Y
7	STD200 460-864234/9	200.0	339.309341	50.0	376394.0	1.696547	Y
8	STD500 460-864234/10	500.0	830.097764	50.0	410170.0	1.660196	Y

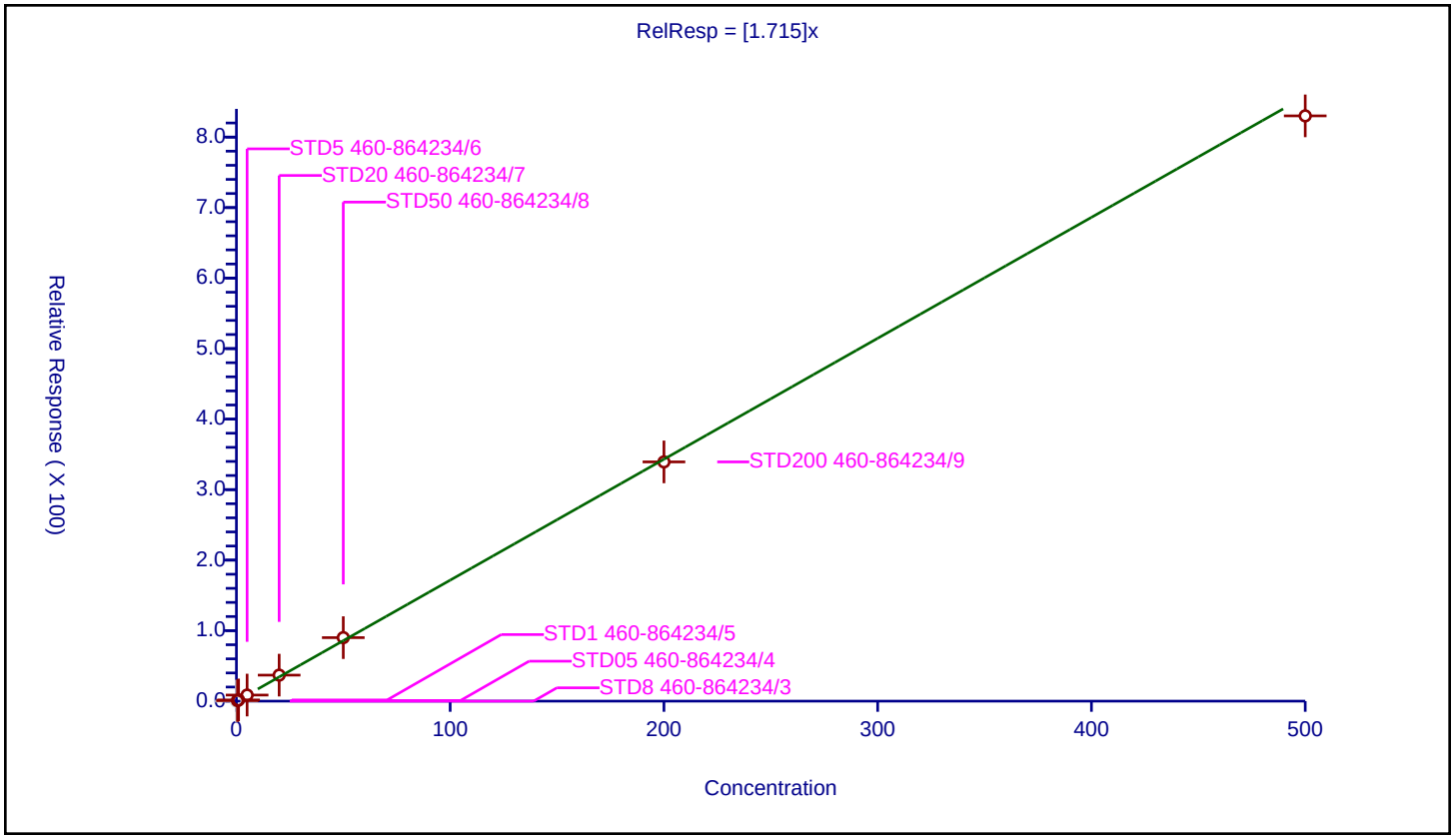

Curve Type:	Average
Weighting:	Conc_Sq
Origin:	Force
Dependency:	Response
Calib Mode:	ISTD
Response Base:	AREA
RF Rounding:	0

Curve Coefficients

Intercept:	0
Slope:	0.3825

Error Coefficients

Standard Error:	690000
Relative Standard Error:	6.9
Correlation Coefficient:	0.999
Coefficient of Determination (Adjusted):	0.995

ID	Level	Concentration	Rel. Resp.	IS Amount	IS Response	RRF	Used
1	STD8 460-864234/3	0.0	0.0	50.0	372553.0	NaN	N
2	STD05 460-864234/4	0.5	0.162499	50.0	378772.0	0.324998	Y
3	STD1 460-864234/5	1.0	0.393526	50.0	340257.0	0.393526	Y
4	STD5 460-864234/6	5.0	1.941994	50.0	358755.0	0.388399	Y
5	STD20 460-864234/7	20.0	8.094148	50.0	345095.0	0.404707	Y
6	STD50 460-864234/8	50.0	19.846905	50.0	343250.0	0.396938	Y
7	STD200 460-864234/9	200.0	76.583049	50.0	376394.0	0.382915	Y
8	STD500 460-864234/10	500.0	192.923056	50.0	410170.0	0.385846	Y

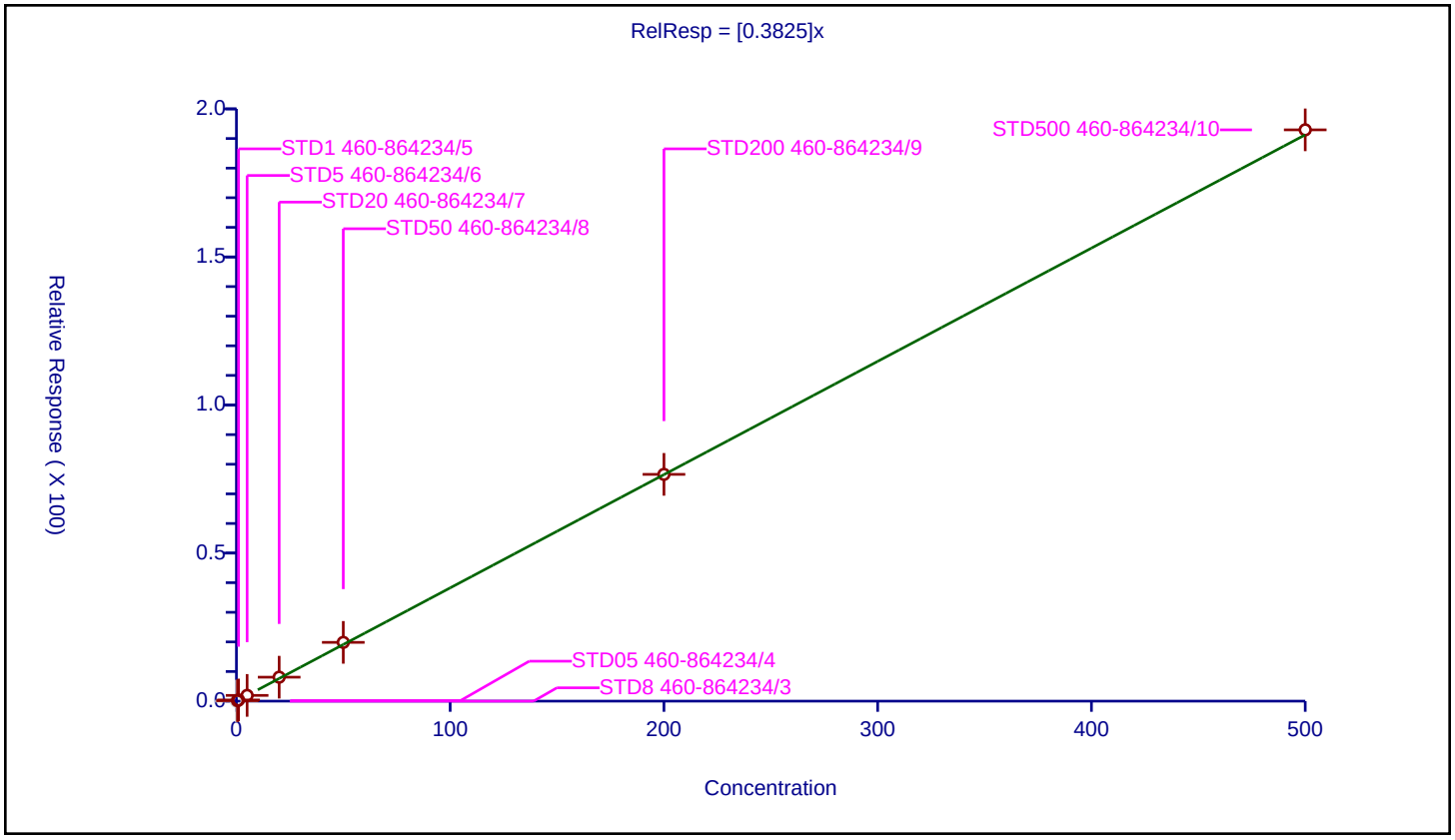

Calibration / Amyl acetate (mixed isomers)

Curve Type:	Average
Weighting:	Conc_Sq
Origin:	Force
Dependency:	Response
Calib Mode:	ISTD
Response Base:	AREA
RF Rounding:	0

Curve Coefficients

Intercept:	0
Slope:	2.456

Error Coefficients

Standard Error:	2250000
Relative Standard Error:	5.0
Correlation Coefficient:	1.000
Coefficient of Determination (Adjusted):	0.997

ID	Level	Concentration	Rel. Resp.	IS Amount	IS Response	RRF	Used
1	STD8 460-864234/3	0.0	0.0	50.0	225379.0	NaN	N
2	STD05 460-864234/4	0.5	1.129921	50.0	222936.0	2.259841	Y
3	STD1 460-864234/5	1.0	2.571502	50.0	201147.0	2.571502	Y
4	STD5 460-864234/6	5.0	11.770747	50.0	209821.0	2.354149	Y
5	STD20 460-864234/7	20.0	50.099811	50.0	204887.0	2.504991	Y
6	STD50 460-864234/8	50.0	127.784326	50.0	193440.0	2.555687	Y
7	STD200 460-864234/9	200.0	512.005064	50.0	202223.0	2.560025	Y
8	STD500 460-864234/10	500.0	1191.90541	50.0	213235.0	2.383811	Y

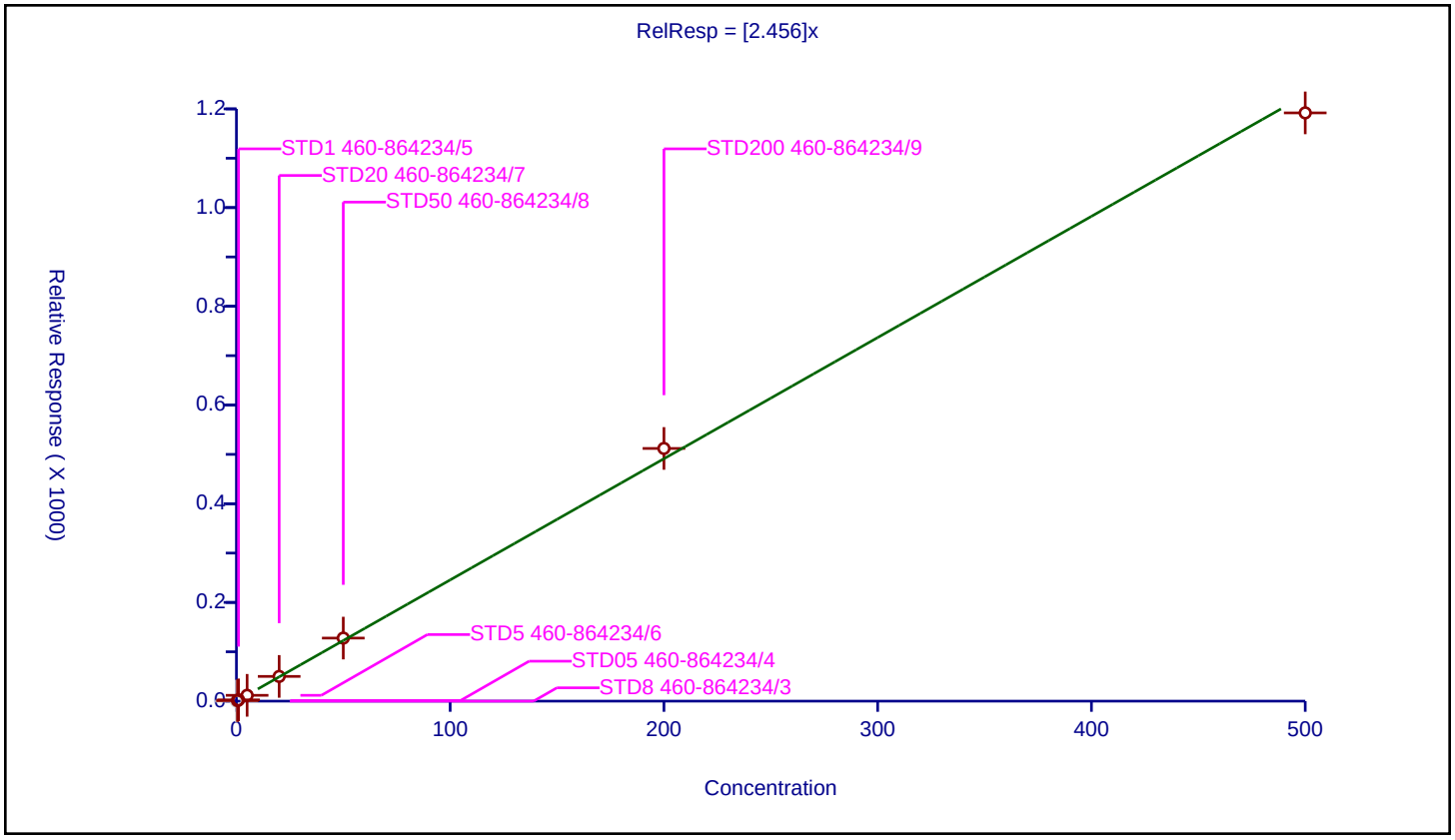

Calibration / Isopropylbenzene

Curve Type:	Average
Weighting:	Conc_Sq
Origin:	Force
Dependency:	Response
Calib Mode:	ISTD
Response Base:	AREA
RF Rounding:	0

Curve Coefficients

Intercept:	0
Slope:	2.709

Error Coefficients

Standard Error:	4590000
Relative Standard Error:	7.1
Correlation Coefficient:	1.000
Coefficient of Determination (Adjusted):	0.994

ID	Level	Concentration	Rel. Resp.	IS Amount	IS Response	RRF	Used
1	STD8 460-864234/3	0.0	0.0	50.0	372553.0	NaN	N
2	STD05 460-864234/4	0.5	1.204683	50.0	378772.0	2.409365	Y
3	STD1 460-864234/5	1.0	2.686793	50.0	340257.0	2.686793	Y
4	STD5 460-864234/6	5.0	13.672005	50.0	358755.0	2.734401	Y
5	STD20 460-864234/7	20.0	58.321187	50.0	345095.0	2.916059	Y
6	STD50 460-864234/8	50.0	147.014712	50.0	343250.0	2.940294	Y
7	STD200 460-864234/9	200.0	547.748901	50.0	376394.0	2.738745	Y
8	STD500 460-864234/10	500.0	1266.925665	50.0	410170.0	2.533851	Y

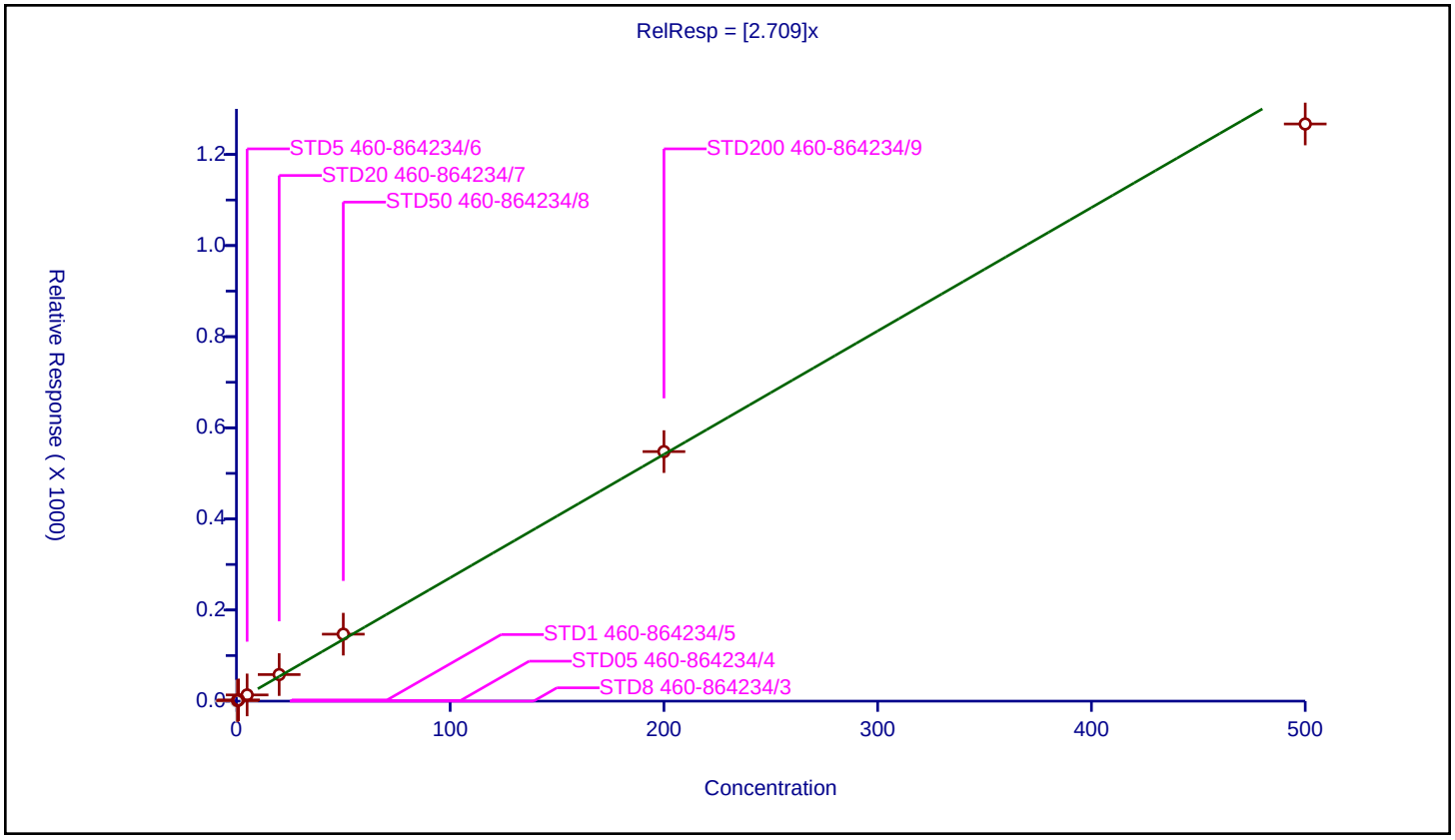

Calibration / 4-Bromofluorobenzene

Curve Type:	Average
Weighting:	Conc_Sq
Origin:	Force
Dependency:	Response
Calib Mode:	ISTD
Response Base:	AREA
RF Rounding:	0

Curve Coefficients

Intercept:	0
Slope:	0.3886

Error Coefficients

Standard Error:	152000
Relative Standard Error:	4.1
Correlation Coefficient:	NA
Coefficient of Determination (Adjusted):	0.000000000000000111

ID	Level	Concentration	Rel. Resp.	IS Amount	IS Response	RRF	Used
1	STD8 460-864234/3	50.0	20.263426	50.0	372553.0	0.405269	Y
2	STD05 460-864234/4	50.0	19.953032	50.0	378772.0	0.399061	Y
3	STD1 460-864234/5	50.0	19.773436	50.0	340257.0	0.395469	Y
4	STD5 460-864234/6	50.0	19.983694	50.0	358755.0	0.399674	Y
5	STD20 460-864234/7	50.0	19.680813	50.0	345095.0	0.393616	Y
6	STD50 460-864234/8	50.0	19.302986	50.0	343250.0	0.38606	Y
7	STD200 460-864234/9	50.0	18.266099	50.0	376394.0	0.365322	Y
8	STD500 460-864234/10	50.0	18.196845	50.0	410170.0	0.363937	Y

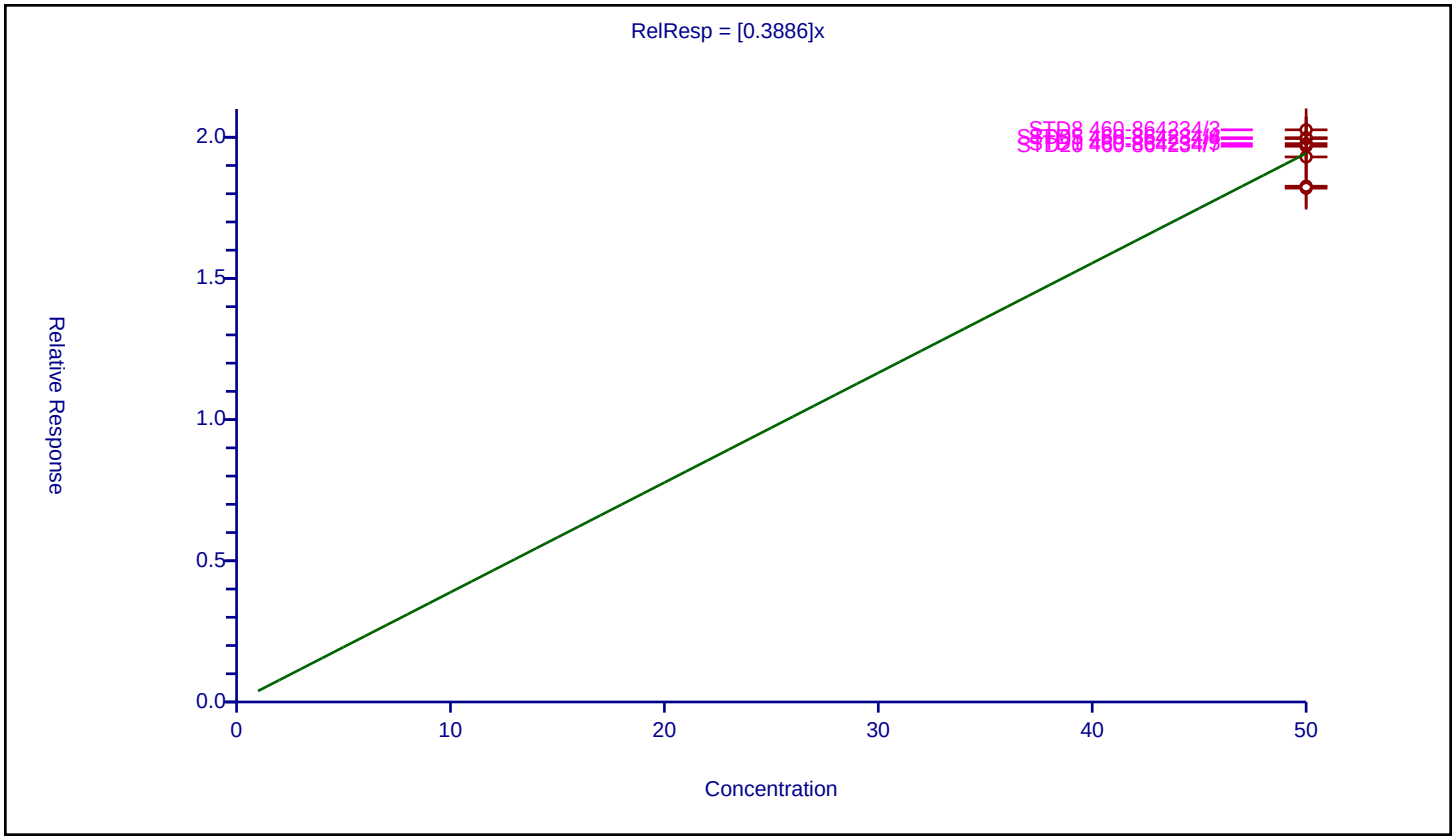

Calibration / Bromobenzene

Curve Type:	Average
Weighting:	Conc_Sq
Origin:	Force
Dependency:	Response
Calib Mode:	ISTD
Response Base:	AREA
RF Rounding:	0

Curve Coefficients

Intercept:	0
Slope:	1.139

Error Coefficients

Standard Error:	1100000
Relative Standard Error:	4.8
Correlation Coefficient:	0.999
Coefficient of Determination (Adjusted):	0.997

ID	Level	Concentration	Rel. Resp.	IS Amount	IS Response	RRF	Used
1	STD8 460-864234/3	0.0	0.0	50.0	225379.0	NaN	N
2	STD05 460-864234/4	0.5	0.521226	50.0	222936.0	1.042452	Y
3	STD1 460-864234/5	1.0	1.10541	50.0	201147.0	1.10541	Y
4	STD5 460-864234/6	5.0	5.578326	50.0	209821.0	1.115665	Y
5	STD20 460-864234/7	20.0	23.71844	50.0	204887.0	1.185922	Y
6	STD50 460-864234/8	50.0	59.900486	50.0	193440.0	1.19801	Y
7	STD200 460-864234/9	200.0	229.985462	50.0	202223.0	1.149927	Y
8	STD500 460-864234/10	500.0	587.485403	50.0	213235.0	1.174971	Y

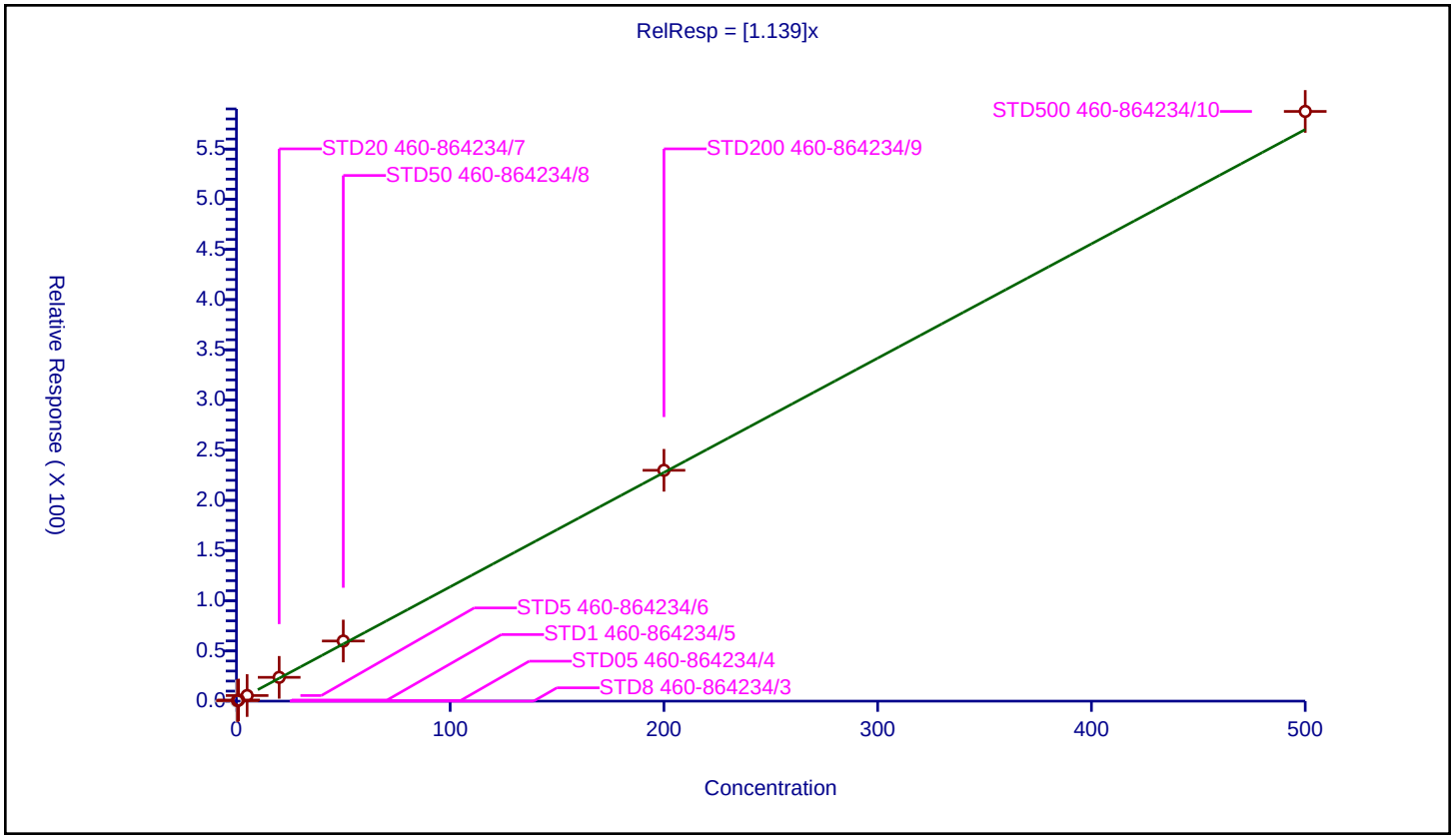

Curve Type:	Average
Weighting:	Conc_Sq
Origin:	Force
Dependency:	Response
Calib Mode:	ISTD
Response Base:	AREA
RF Rounding:	0

Curve Coefficients

Intercept:	0
Slope:	1.334

Error Coefficients

Standard Error:	1230000
Relative Standard Error:	3.3
Correlation Coefficient:	1.000
Coefficient of Determination (Adjusted):	0.999

ID	Level	Concentration	Rel. Resp.	IS Amount	IS Response	RRF	Used
1	STD8 460-864234/3	0.0	0.0	50.0	225379.0	NaN	N
2	STD05 460-864234/4	0.5	0.6383	50.0	222936.0	1.2766	Y
3	STD1 460-864234/5	1.0	1.403451	50.0	201147.0	1.403451	Y
4	STD5 460-864234/6	5.0	6.474805	50.0	209821.0	1.294961	Y
5	STD20 460-864234/7	20.0	27.180104	50.0	204887.0	1.359005	Y
6	STD50 460-864234/8	50.0	68.008168	50.0	193440.0	1.360163	Y
7	STD200 460-864234/9	200.0	265.542742	50.0	202223.0	1.327714	Y
8	STD500 460-864234/10	500.0	658.256618	50.0	213235.0	1.316513	Y

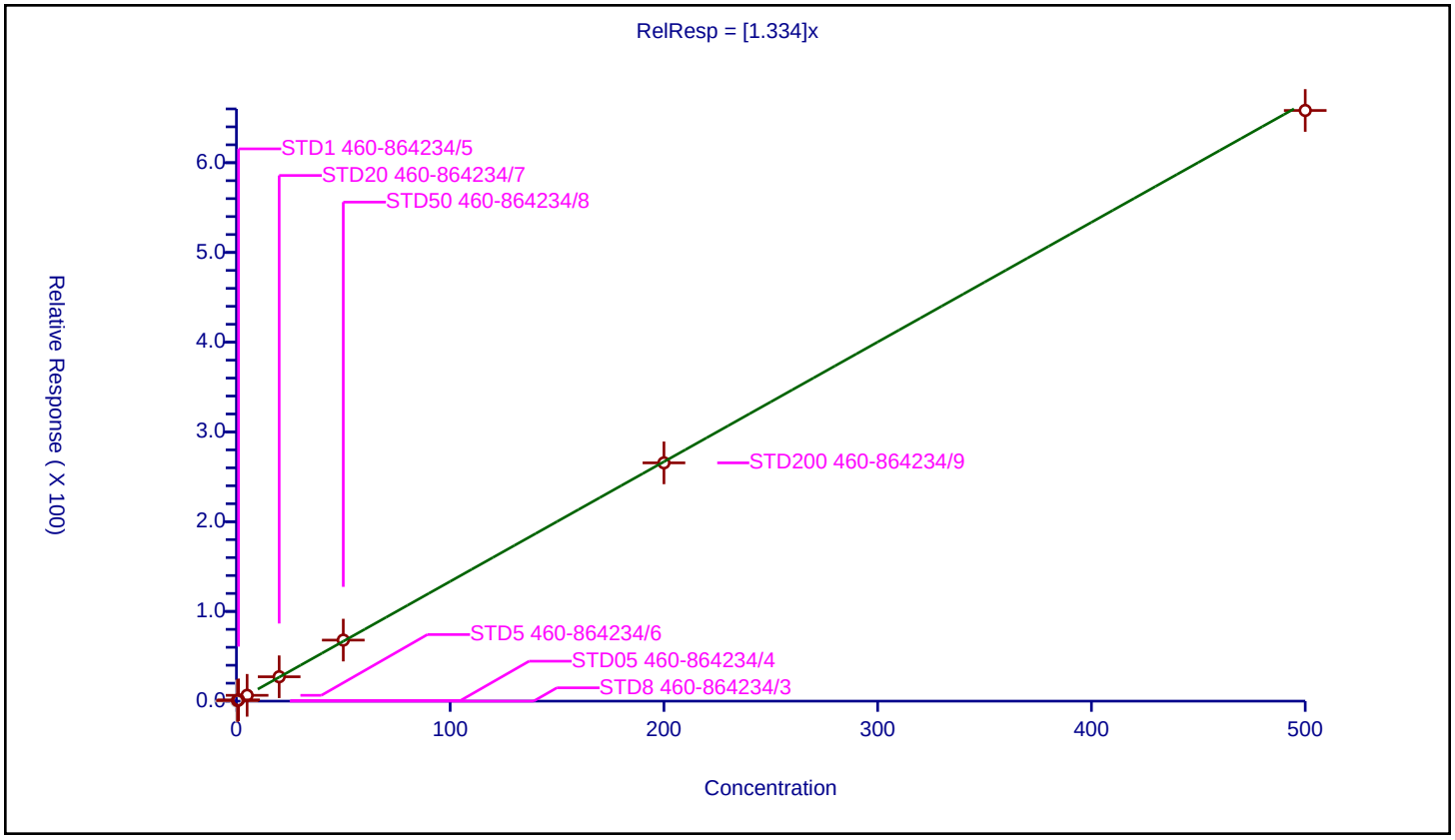

Calibration / N-Propylbenzene

Curve Type:	Average
Weighting:	Conc_Sq
Origin:	Force
Dependency:	Response
Calib Mode:	ISTD
Response Base:	AREA
RF Rounding:	0

Curve Coefficients

Intercept:	0
Slope:	5.908

Error Coefficients

Standard Error:	5350000
Relative Standard Error:	6.1
Correlation Coefficient:	1.000
Coefficient of Determination (Adjusted):	0.996

ID	Level	Concentration	Rel. Resp.	IS Amount	IS Response	RRF	Used
1	STD8 460-864234/3	0.0	0.0	50.0	225379.0	NaN	N
2	STD05 460-864234/4	0.5	2.671394	50.0	222936.0	5.342789	Y
3	STD1 460-864234/5	1.0	5.740578	50.0	201147.0	5.740578	Y
4	STD5 460-864234/6	5.0	29.701269	50.0	209821.0	5.940254	Y
5	STD20 460-864234/7	20.0	121.663405	50.0	204887.0	6.08317	Y
6	STD50 460-864234/8	50.0	322.388854	50.0	193440.0	6.447777	Y
7	STD200 460-864234/9	200.0	1228.719532	50.0	202223.0	6.143598	Y
8	STD500 460-864234/10	500.0	2828.915047	50.0	213235.0	5.65783	Y

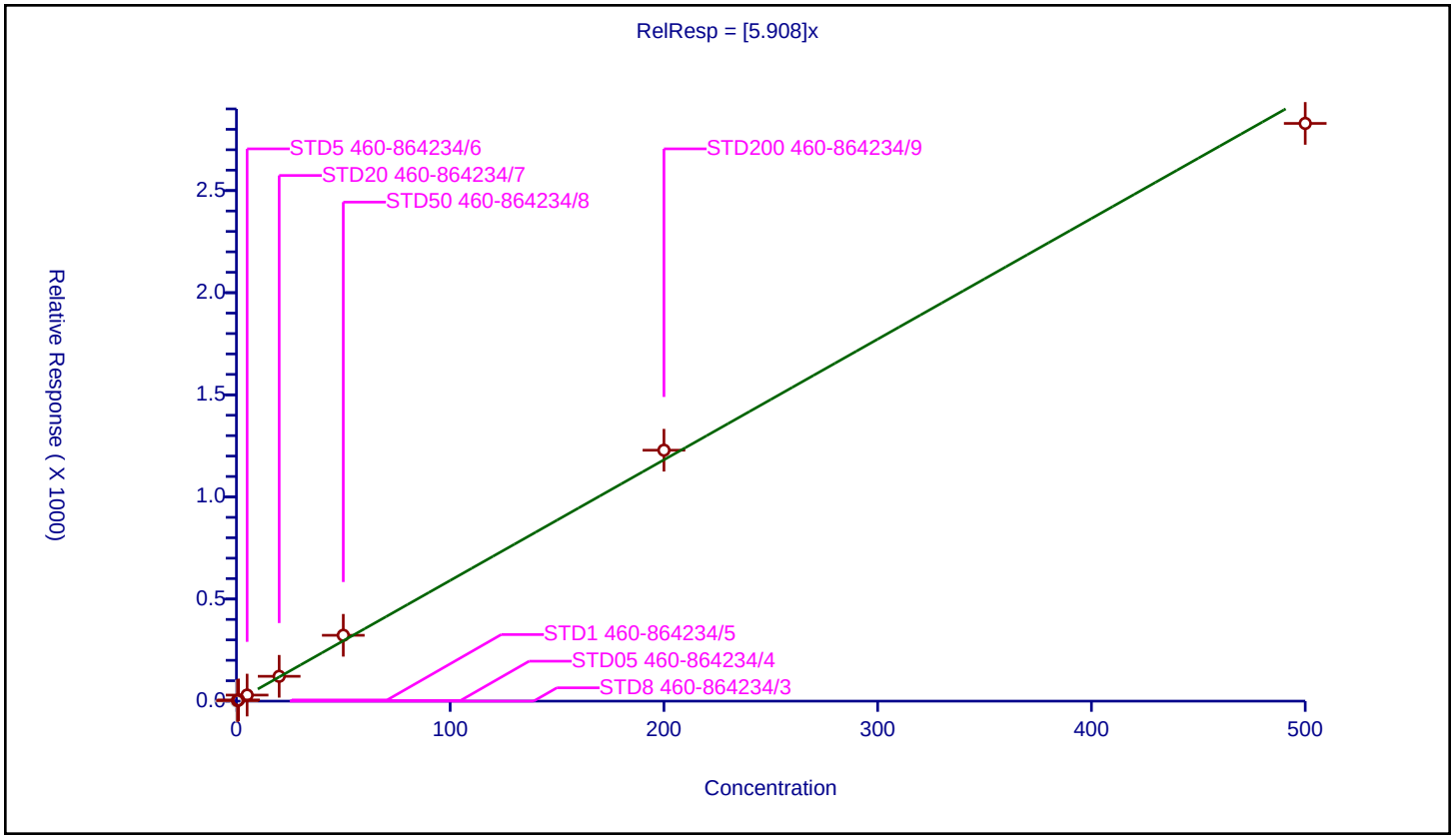

Calibration / 1,2,3-Trichloropropane

Curve Type:	Average
Weighting:	Conc_Sq
Origin:	Force
Dependency:	Response
Calib Mode:	ISTD
Response Base:	AREA
RF Rounding:	0

Curve Coefficients

Intercept:	0
Slope:	0.383

Error Coefficients

Standard Error:	320000
Relative Standard Error:	14.4
Correlation Coefficient:	1.000
Coefficient of Determination (Adjusted):	0.969

ID	Level	Concentration	Rel. Resp.	IS Amount	IS Response	RRF	Used
1	STD8 460-864234/3	0.0	0.0	50.0	225379.0	NaN	N
2	STD05 460-864234/4	0.5	0.247605	50.0	222936.0	0.495209	Y
3	STD1 460-864234/5	1.0	0.415119	50.0	201147.0	0.415119	Y
4	STD5 460-864234/6	5.0	1.760787	50.0	209821.0	0.352157	Y
5	STD20 460-864234/7	20.0	7.377237	50.0	204887.0	0.368862	Y
6	STD50 460-864234/8	50.0	18.105356	50.0	193440.0	0.362107	Y
7	STD200 460-864234/9	200.0	69.169432	50.0	202223.0	0.345847	Y
8	STD500 460-864234/10	500.0	171.00265	50.0	213235.0	0.342005	Y

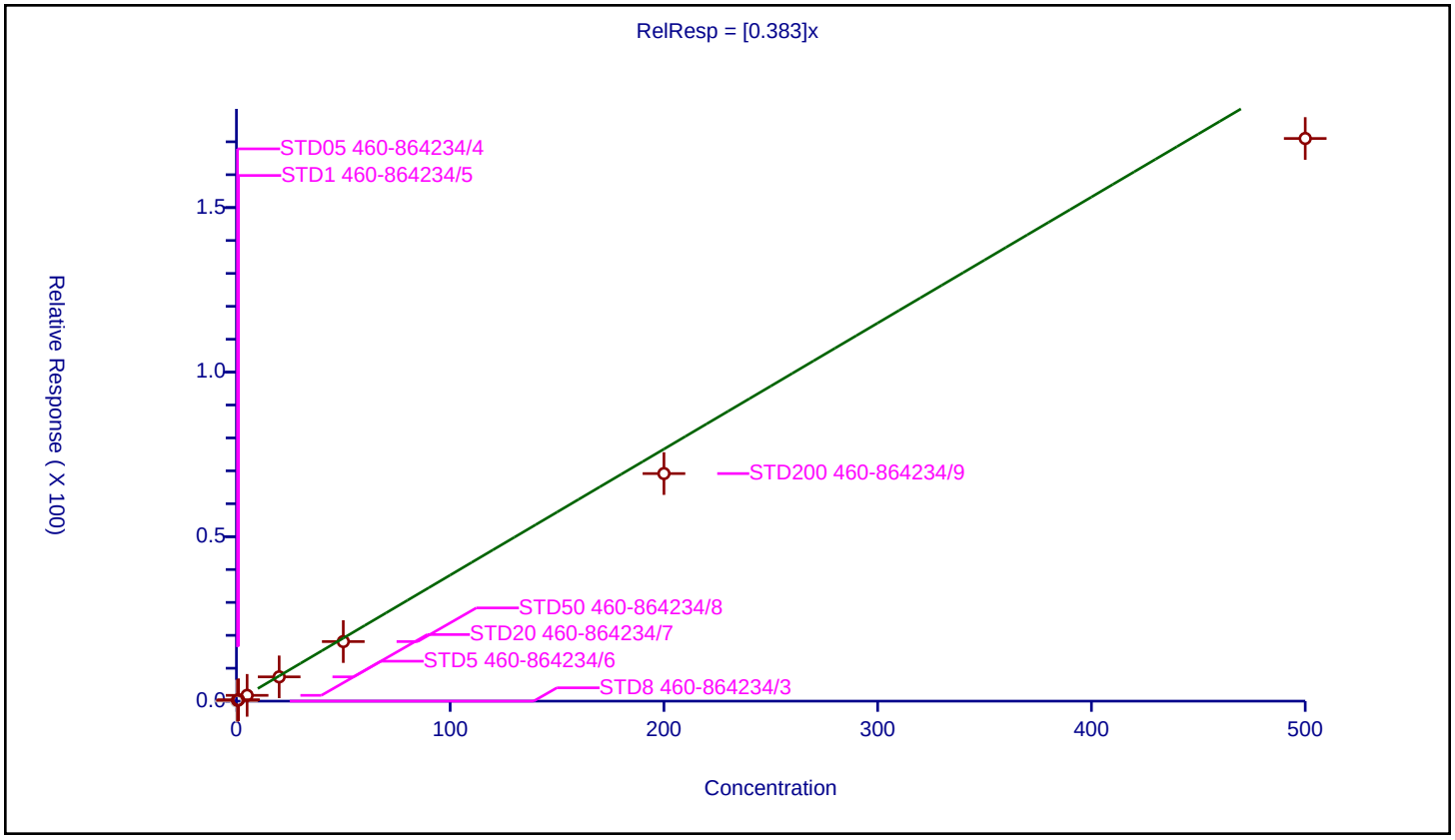

Curve Type:	Average
Weighting:	Conc_Sq
Origin:	Force
Dependency:	Response
Calib Mode:	ISTD
Response Base:	AREA
RF Rounding:	0

Curve Coefficients

Intercept:	0
Slope:	0.3752

Error Coefficients

Standard Error:	338000
Relative Standard Error:	9.8
Correlation Coefficient:	1.000
Coefficient of Determination (Adjusted):	0.987

ID	Level	Concentration	Rel. Resp.	IS Amount	IS Response	RRF	Used
1	STD8 460-864234/3	0.0	0.0	50.0	225379.0	NaN	N
2	STD05 460-864234/4	0.5	0.222485	50.0	222936.0	0.444971	Y
3	STD1 460-864234/5	1.0	0.379822	50.0	201147.0	0.379822	Y
4	STD5 460-864234/6	5.0	1.607799	50.0	209821.0	0.32156	Y
5	STD20 460-864234/7	20.0	7.466555	50.0	204887.0	0.373328	Y
6	STD50 460-864234/8	50.0	18.982372	50.0	193440.0	0.379647	Y
7	STD200 460-864234/9	200.0	73.279993	50.0	202223.0	0.3664	Y
8	STD500 460-864234/10	500.0	180.225338	50.0	213235.0	0.360451	Y

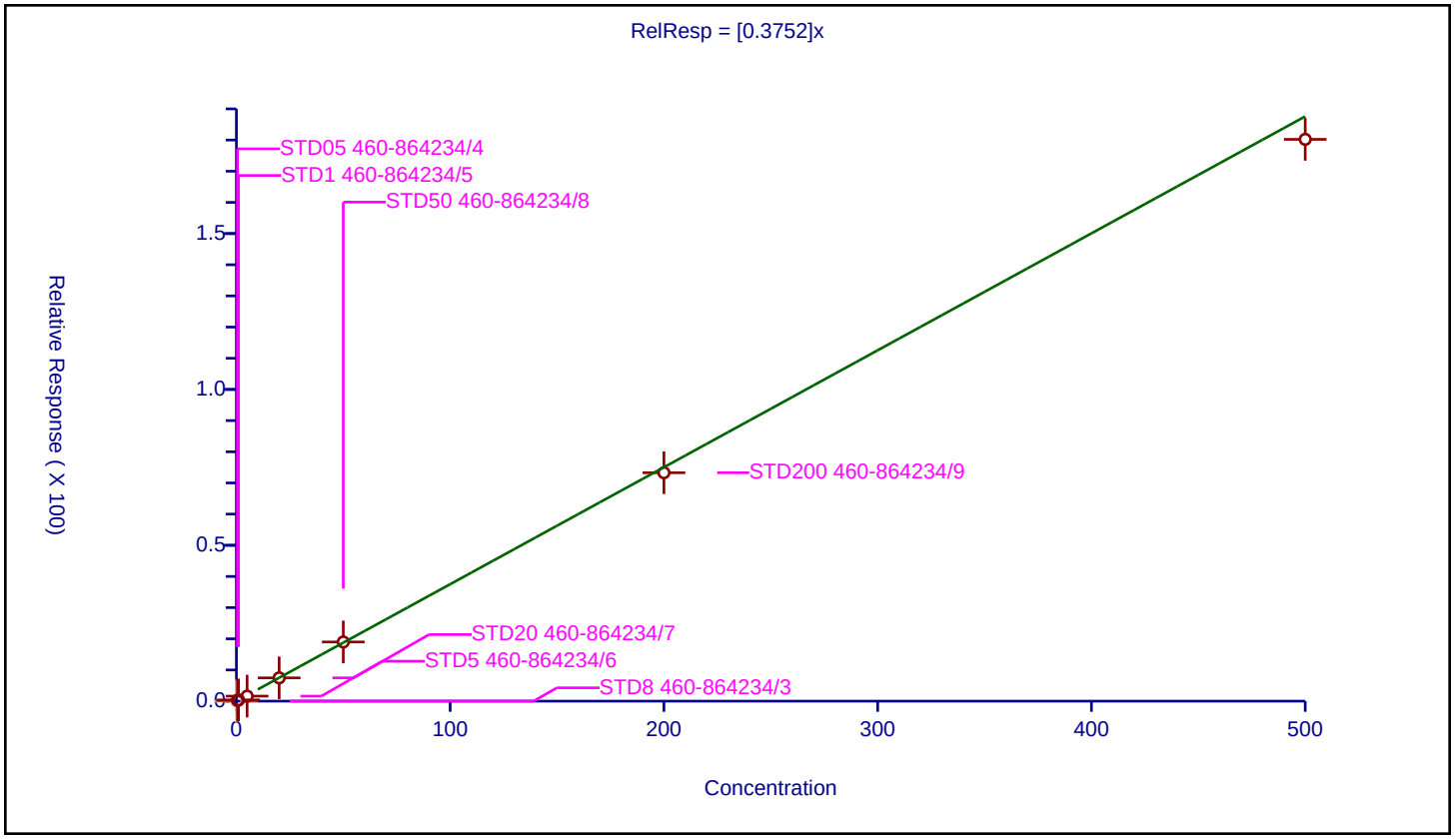

Calibration / 2-Chlorotoluene

Curve Type:	Average
Weighting:	Conc_Sq
Origin:	Force
Dependency:	Response
Calib Mode:	ISTD
Response Base:	AREA
RF Rounding:	0

Curve Coefficients

Intercept:	0
Slope:	4.117

Error Coefficients

Standard Error:	3890000
Relative Standard Error:	5.9
Correlation Coefficient:	1.000
Coefficient of Determination (Adjusted):	0.996

ID	Level	Concentration	Rel. Resp.	IS Amount	IS Response	RRF	Used
1	STD8 460-864234/3	0.0	0.0	50.0	225379.0	NaN	N
2	STD05 460-864234/4	0.5	1.830346	50.0	222936.0	3.660692	Y
3	STD1 460-864234/5	1.0	4.049029	50.0	201147.0	4.049029	Y
4	STD5 460-864234/6	5.0	20.172433	50.0	209821.0	4.034487	Y
5	STD20 460-864234/7	20.0	84.647879	50.0	204887.0	4.232394	Y
6	STD50 460-864234/8	50.0	220.46371	50.0	193440.0	4.409274	Y
7	STD200 460-864234/9	200.0	857.721179	50.0	202223.0	4.288606	Y
8	STD500 460-864234/10	500.0	2070.80498	50.0	213235.0	4.14161	Y

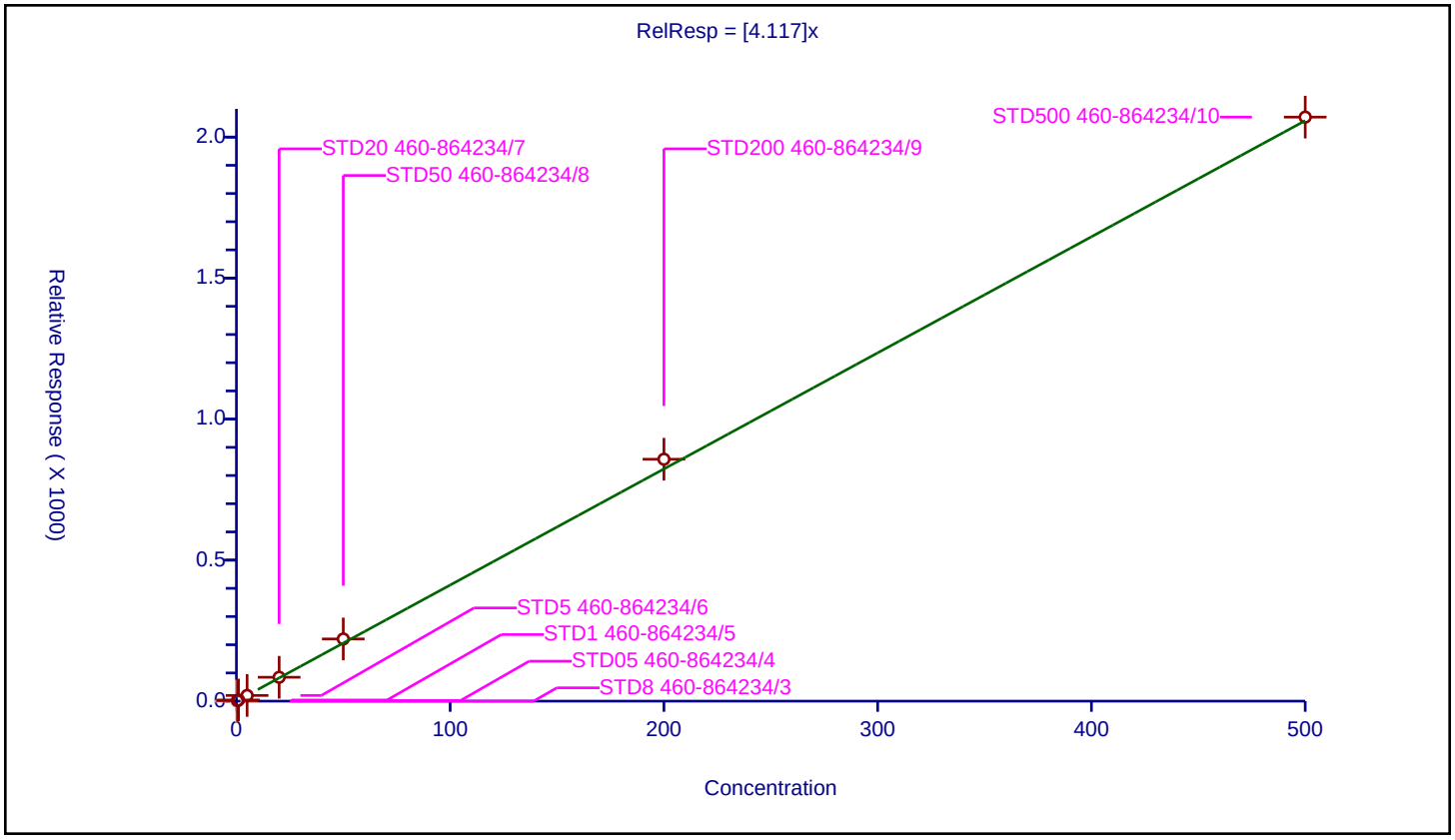

Calibration / 4-Ethyltoluene

Curve Type:	Average
Weighting:	Conc_Sq
Origin:	Force
Dependency:	Response
Calib Mode:	ISTD
Response Base:	AREA
RF Rounding:	0

Curve Coefficients

Intercept:	0
Slope:	4.786

Error Coefficients

Standard Error:	4250000
Relative Standard Error:	6.6
Correlation Coefficient:	0.999
Coefficient of Determination (Adjusted):	0.995

ID	Level	Concentration	Rel. Resp.	IS Amount	IS Response	RRF	Used
1	STD8 460-864234/3	0.0	0.0	50.0	225379.0	NaN	N
2	STD05 460-864234/4	0.5	2.150841	50.0	222936.0	4.301683	Y
3	STD1 460-864234/5	1.0	4.73236	50.0	201147.0	4.73236	Y
4	STD5 460-864234/6	5.0	23.981394	50.0	209821.0	4.796279	Y
5	STD20 460-864234/7	20.0	99.640534	50.0	204887.0	4.982027	Y
6	STD50 460-864234/8	50.0	260.184036	50.0	193440.0	5.203681	Y
7	STD200 460-864234/9	200.0	1003.318119	50.0	202223.0	5.016591	Y
8	STD500 460-864234/10	500.0	2233.92595	50.0	213235.0	4.467852	Y

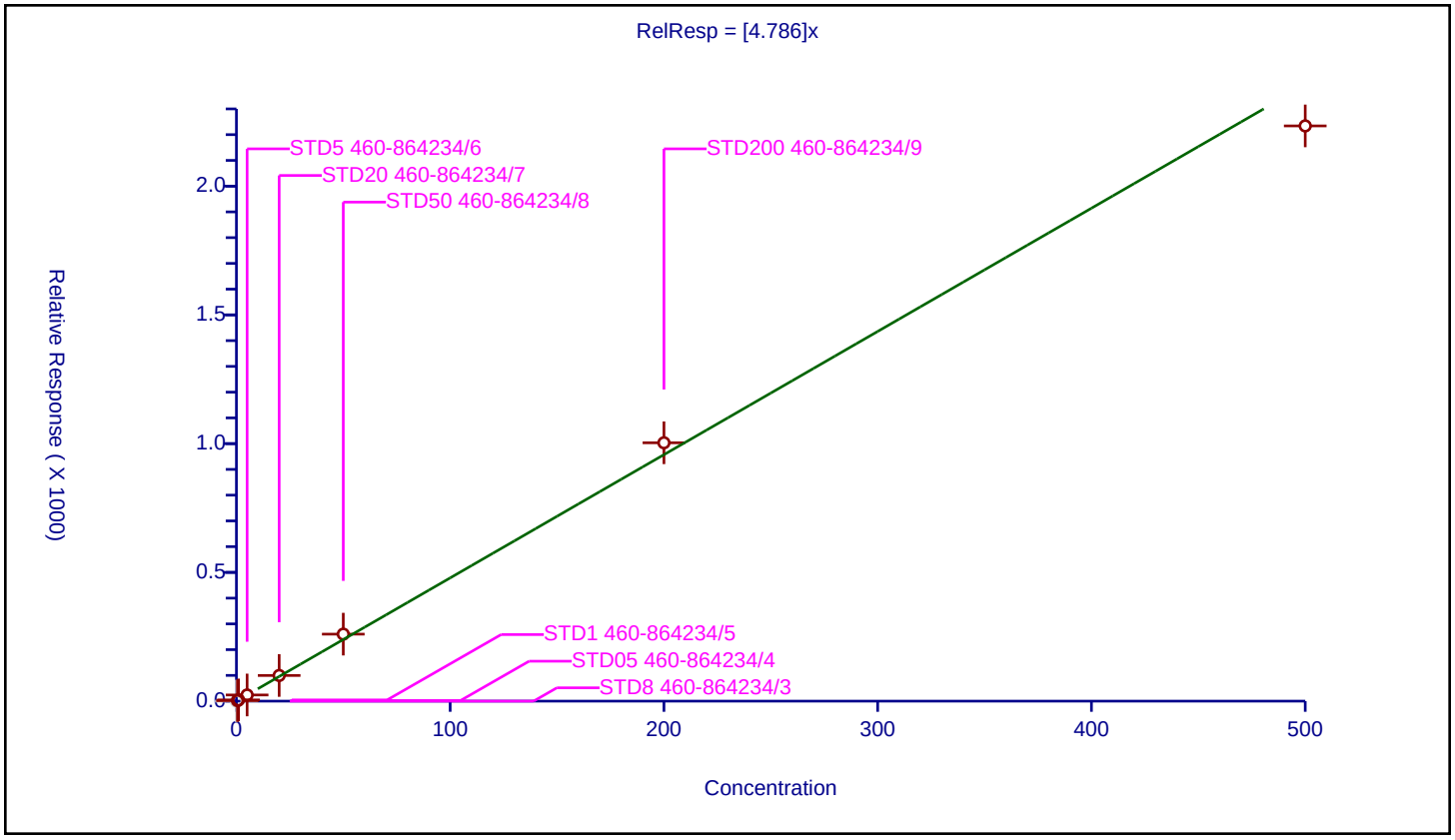

Calibration / 1,3,5-Trimethylbenzene

Curve Type:	Average
Weighting:	Conc_Sq
Origin:	Force
Dependency:	Response
Calib Mode:	ISTD
Response Base:	AREA
RF Rounding:	0

Curve Coefficients

Intercept:	0
Slope:	4.142

Error Coefficients

Standard Error:	3960000
Relative Standard Error:	7.2
Correlation Coefficient:	1.000
Coefficient of Determination (Adjusted):	0.994

ID	Level	Concentration	Rel. Resp.	IS Amount	IS Response	RRF	Used
1	STD8 460-864234/3	0.0	0.0	50.0	225379.0	NaN	N
2	STD05 460-864234/4	0.5	1.832589	50.0	222936.0	3.665177	Y
3	STD1 460-864234/5	1.0	3.919273	50.0	201147.0	3.919273	Y
4	STD5 460-864234/6	5.0	20.083309	50.0	209821.0	4.016662	Y
5	STD20 460-864234/7	20.0	84.543187	50.0	204887.0	4.227159	Y
6	STD50 460-864234/8	50.0	226.605149	50.0	193440.0	4.532103	Y
7	STD200 460-864234/9	200.0	885.929395	50.0	202223.0	4.429647	Y
8	STD500 460-864234/10	500.0	2101.523671	50.0	213235.0	4.203047	Y

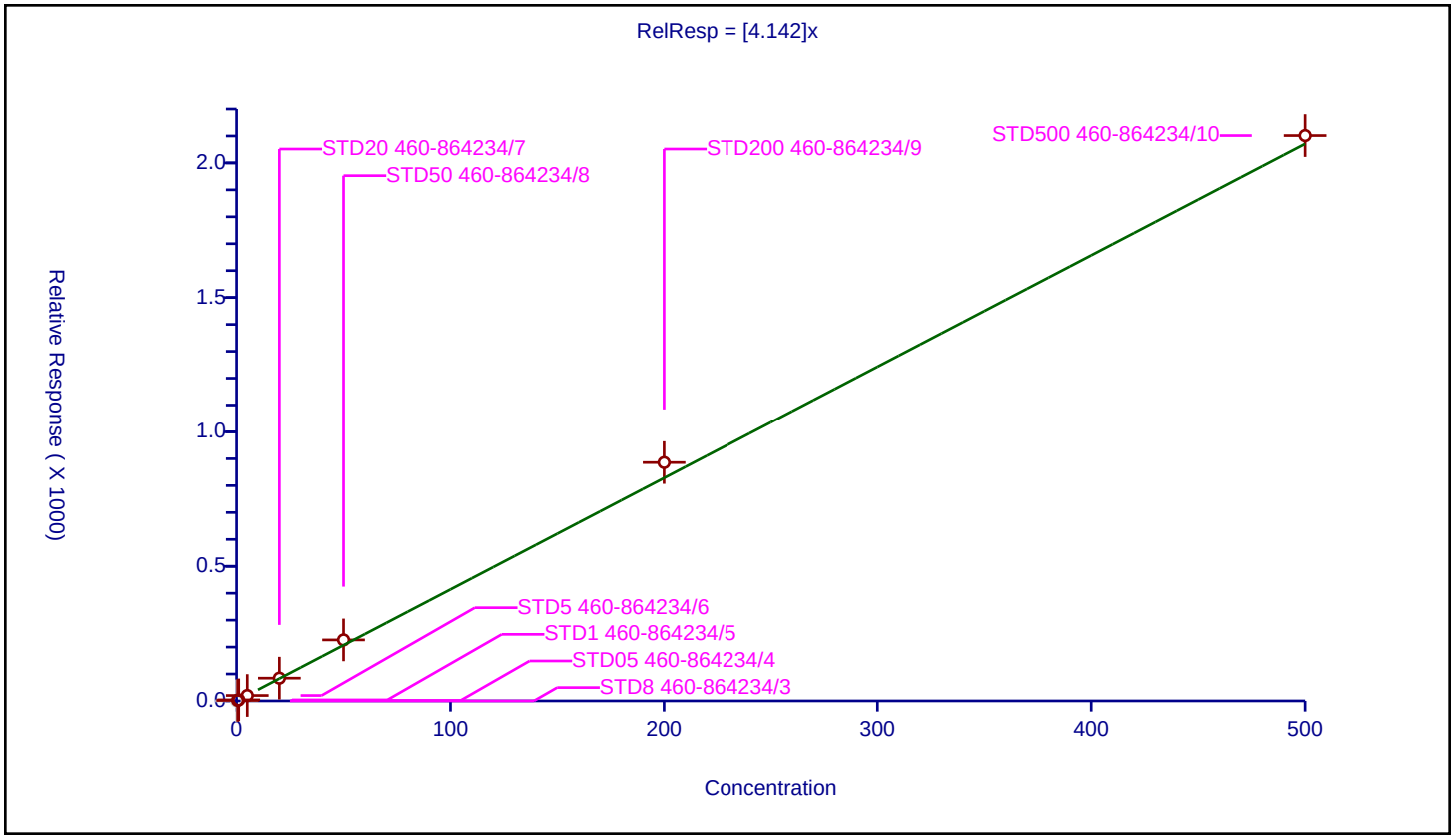

Calibration / 4-Chlorotoluene

Curve Type:	Average
Weighting:	Conc_Sq
Origin:	Force
Dependency:	Response
Calib Mode:	ISTD
Response Base:	AREA
RF Rounding:	0

Curve Coefficients

Intercept:	0
Slope:	4.098

Error Coefficients

Standard Error:	3850000
Relative Standard Error:	3.0
Correlation Coefficient:	1.000
Coefficient of Determination (Adjusted):	0.999

ID	Level	Concentration	Rel. Resp.	IS Amount	IS Response	RRF	Used
1	STD8 460-864234/3	0.0	0.0	50.0	225379.0	NaN	N
2	STD05 460-864234/4	0.5	1.970745	50.0	222936.0	3.94149	Y
3	STD1 460-864234/5	1.0	4.072395	50.0	201147.0	4.072395	Y
4	STD5 460-864234/6	5.0	19.87599	50.0	209821.0	3.975198	Y
5	STD20 460-864234/7	20.0	82.787097	50.0	204887.0	4.139355	Y
6	STD50 460-864234/8	50.0	215.590364	50.0	193440.0	4.311807	Y
7	STD200 460-864234/9	200.0	825.585616	50.0	202223.0	4.127928	Y
8	STD500 460-864234/10	500.0	2057.5391	50.0	213235.0	4.115078	Y

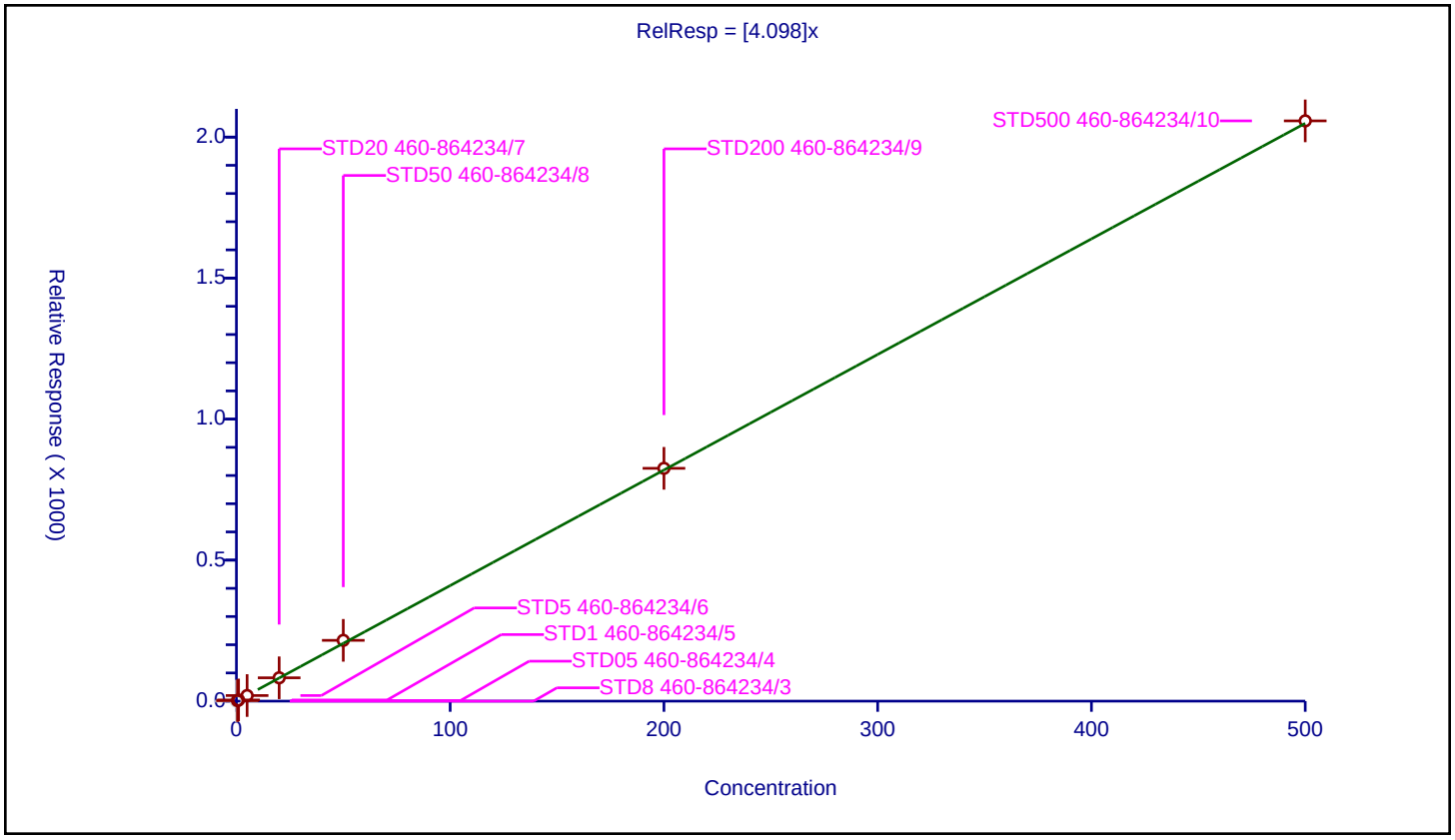

Curve Type:	Average
Weighting:	Conc_Sq
Origin:	Force
Dependency:	Response
Calib Mode:	ISTD
Response Base:	AREA
RF Rounding:	0

Curve Coefficients

Intercept:	0
Slope:	1.636

Error Coefficients

Standard Error:	1510000
Relative Standard Error:	6.1
Correlation Coefficient:	1.000
Coefficient of Determination (Adjusted):	0.996

ID	Level	Concentration	Rel. Resp.	IS Amount	IS Response	RRF	Used
1	STD8 460-864234/3	0.0	0.0	50.0	225379.0	NaN	N
2	STD05 460-864234/4	0.5	0.757168	50.0	222936.0	1.514336	Y
3	STD1 460-864234/5	1.0	1.550607	50.0	201147.0	1.550607	Y
4	STD5 460-864234/6	5.0	7.873854	50.0	209821.0	1.574771	Y
5	STD20 460-864234/7	20.0	34.20422	50.0	204887.0	1.710211	Y
6	STD50 460-864234/8	50.0	88.344189	50.0	193440.0	1.766884	Y
7	STD200 460-864234/9	200.0	347.903552	50.0	202223.0	1.739518	Y
8	STD500 460-864234/10	500.0	798.427087	50.0	213235.0	1.596854	Y

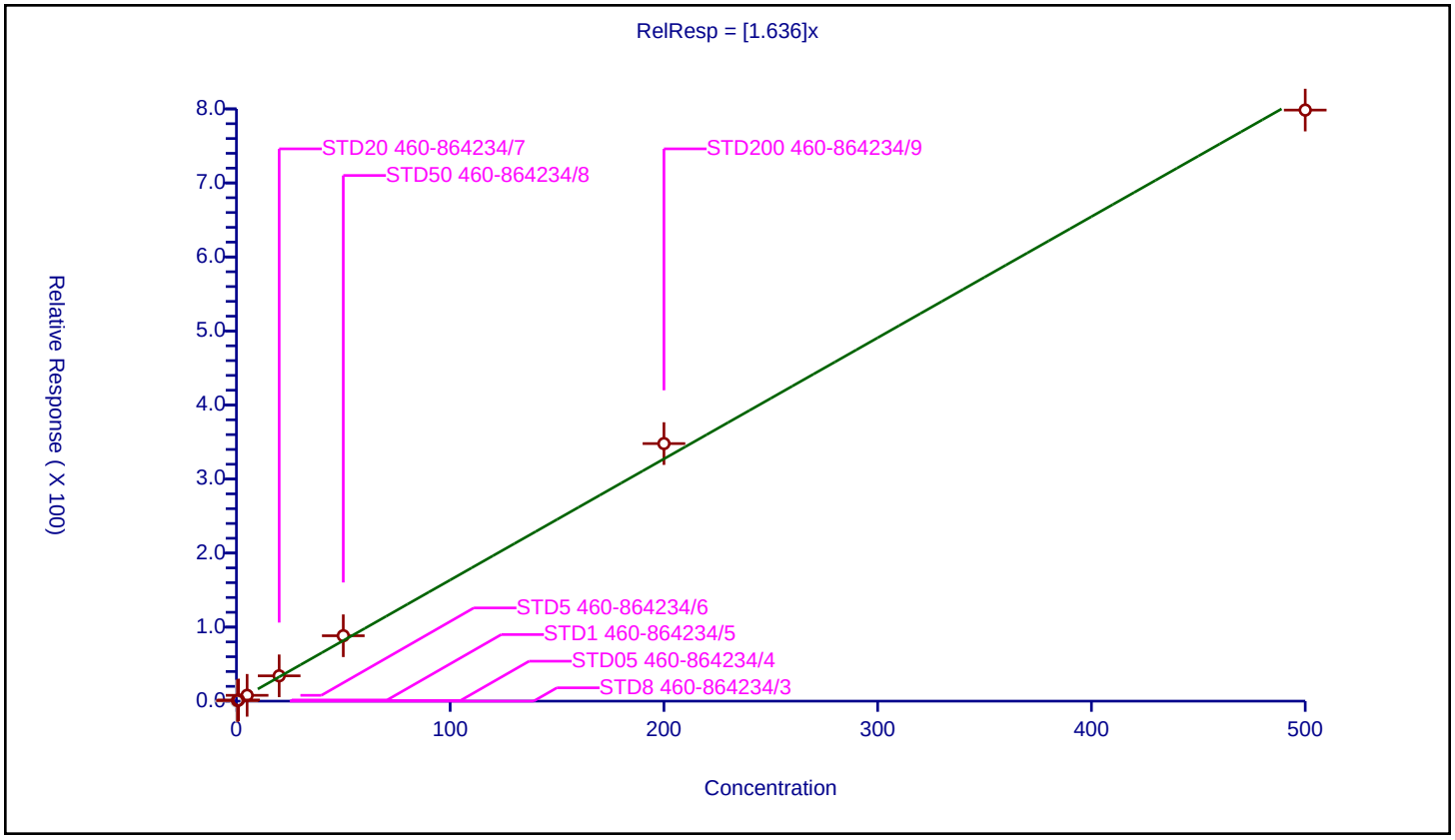

Calibration / tert-Butylbenzene

Curve Type:	Average
Weighting:	Conc_Sq
Origin:	Force
Dependency:	Response
Calib Mode:	ISTD
Response Base:	AREA
RF Rounding:	0

Curve Coefficients

Intercept:	0
Slope:	3.161

Error Coefficients

Standard Error:	3300000
Relative Standard Error:	12.0
Correlation Coefficient:	1.000
Coefficient of Determination (Adjusted):	0.984

ID	Level	Concentration	Rel. Resp.	IS Amount	IS Response	RRF	Used
1	STD8 460-864234/3	0.0	0.0	50.0	225379.0	NaN	N
2	STD05 460-864234/4	0.5	1.34949	50.0	222936.0	2.698981	Y
3	STD1 460-864234/5	1.0	2.784034	50.0	201147.0	2.784034	Y
4	STD5 460-864234/6	5.0	14.50403	50.0	209821.0	2.900806	Y
5	STD20 460-864234/7	20.0	62.238209	50.0	204887.0	3.11191	Y
6	STD50 460-864234/8	50.0	175.916046	50.0	193440.0	3.518321	Y
7	STD200 460-864234/9	200.0	717.782102	50.0	202223.0	3.588911	Y
8	STD500 460-864234/10	500.0	1761.897906	50.0	213235.0	3.523796	Y

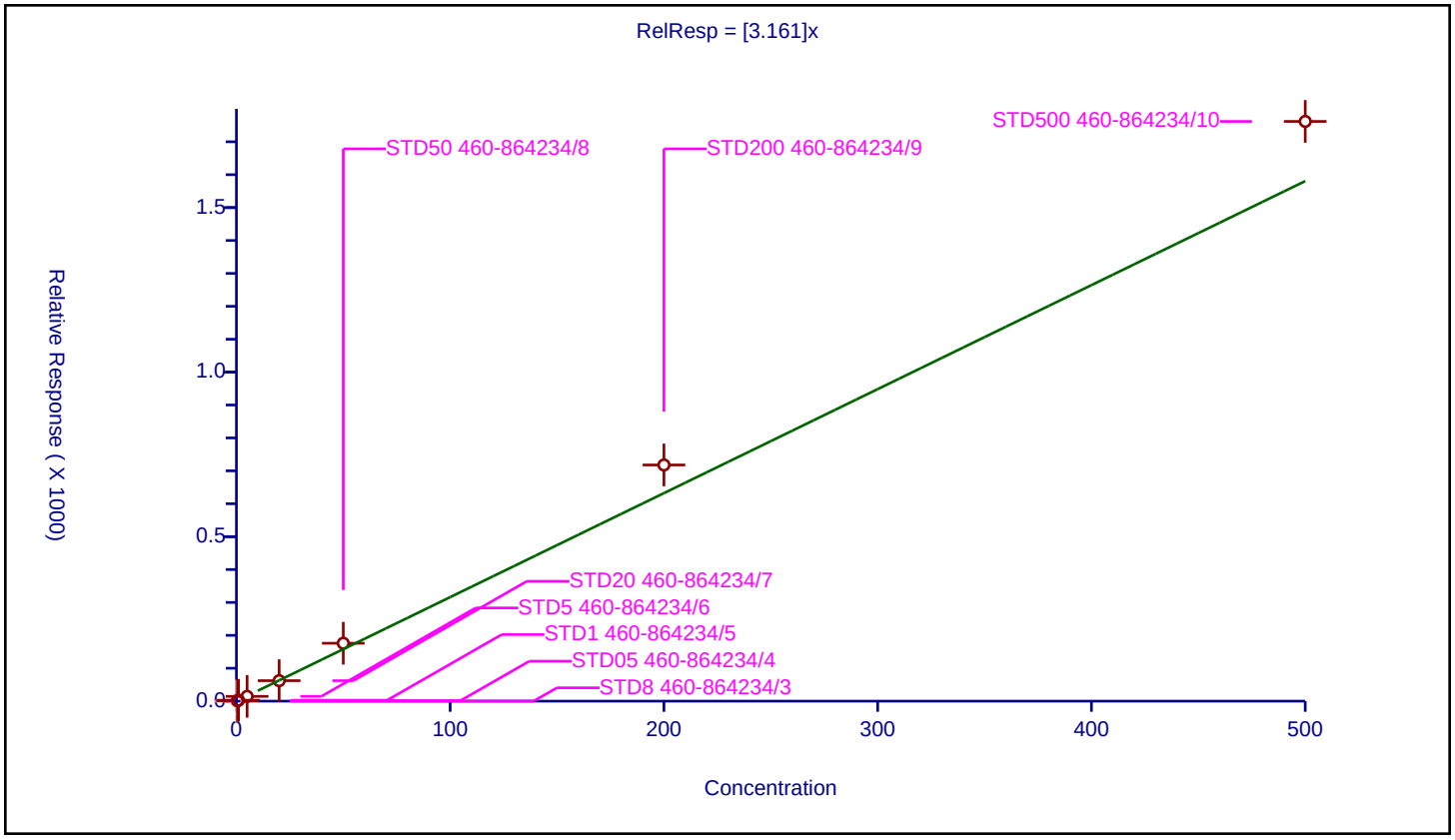

Curve Type:	Average
Weighting:	Conc_Sq
Origin:	Force
Dependency:	Response
Calib Mode:	ISTD
Response Base:	AREA
RF Rounding:	0

Curve Coefficients

Intercept:	0
Slope:	4.368

Error Coefficients

Standard Error:	4060000
Relative Standard Error:	5.7
Correlation Coefficient:	1.000
Coefficient of Determination (Adjusted):	0.996

ID	Level	Concentration	Rel. Resp.	IS Amount	IS Response	RRF	Used
1	STD8 460-864234/3	0.0	0.0	50.0	225379.0	NaN	N
2	STD05 460-864234/4	0.5	2.019414	50.0	222936.0	4.038827	Y
3	STD1 460-864234/5	1.0	4.135781	50.0	201147.0	4.135781	Y
4	STD5 460-864234/6	5.0	21.56481	50.0	209821.0	4.312962	Y
5	STD20 460-864234/7	20.0	89.18111	50.0	204887.0	4.459055	Y
6	STD50 460-864234/8	50.0	236.955128	50.0	193440.0	4.739103	Y
7	STD200 460-864234/9	200.0	919.179569	50.0	202223.0	4.595898	Y
8	STD500 460-864234/10	500.0	2148.79335	50.0	213235.0	4.297587	Y

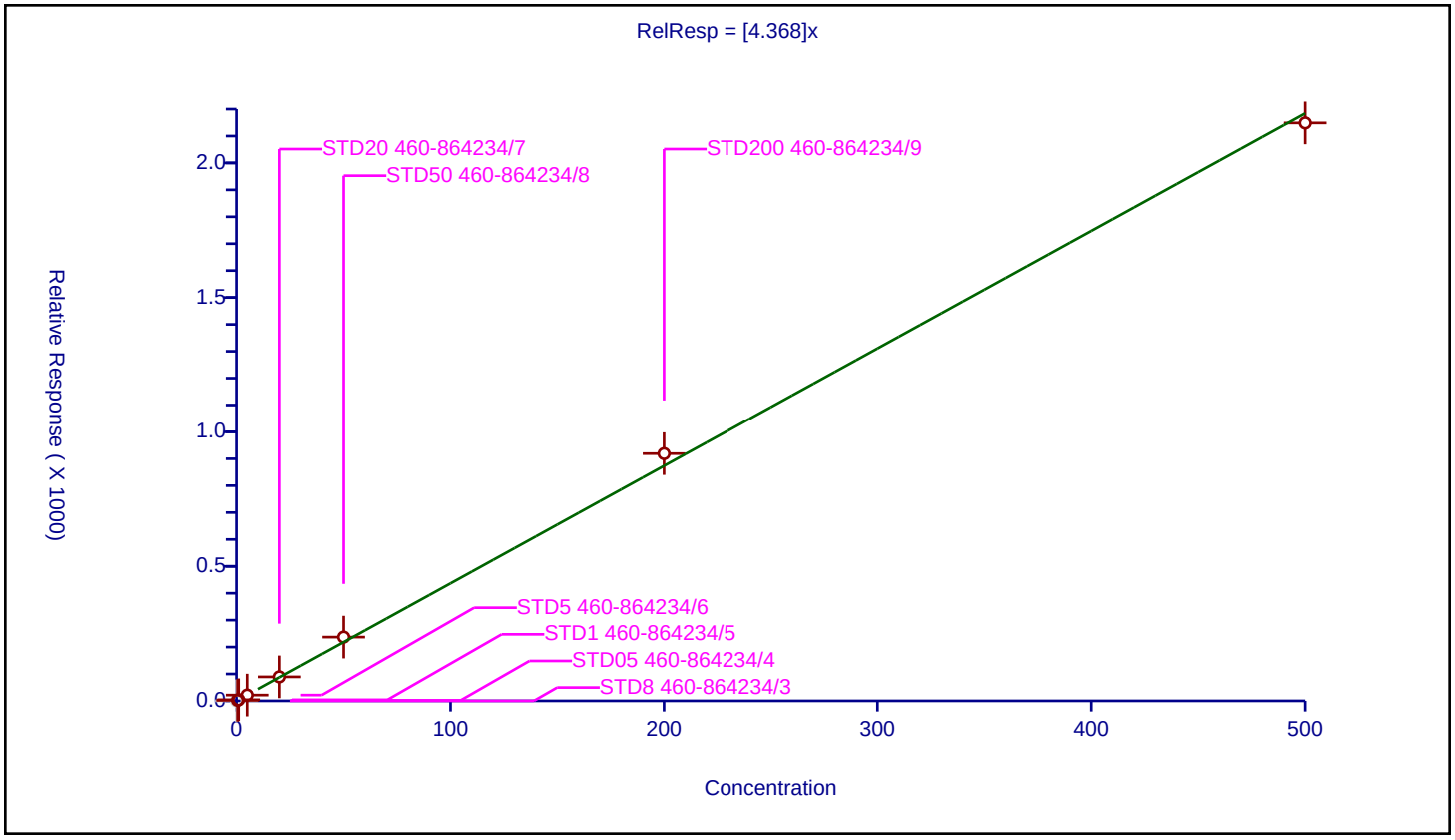

Calibration / sec-Butylbenzene

Curve Type:	Average
Weighting:	Conc_Sq
Origin:	Force
Dependency:	Response
Calib Mode:	ISTD
Response Base:	AREA
RF Rounding:	0

Curve Coefficients

Intercept:	0
Slope:	5.172

Error Coefficients

Standard Error:	4930000
Relative Standard Error:	8.9
Correlation Coefficient:	1.000
Coefficient of Determination (Adjusted):	0.991

ID	Level	Concentration	Rel. Resp.	IS Amount	IS Response	RRF	Used
1	STD8 460-864234/3	0.0	0.0	50.0	225379.0	NaN	N
2	STD05 460-864234/4	0.5	2.209603	50.0	222936.0	4.419206	Y
3	STD1 460-864234/5	1.0	4.935942	50.0	201147.0	4.935942	Y
4	STD5 460-864234/6	5.0	25.280358	50.0	209821.0	5.056072	Y
5	STD20 460-864234/7	20.0	102.652194	50.0	204887.0	5.13261	Y
6	STD50 460-864234/8	50.0	288.823149	50.0	193440.0	5.776463	Y
7	STD200 460-864234/9	200.0	1135.896016	50.0	202223.0	5.67948	Y
8	STD500 460-864234/10	500.0	2601.190705	50.0	213235.0	5.202381	Y

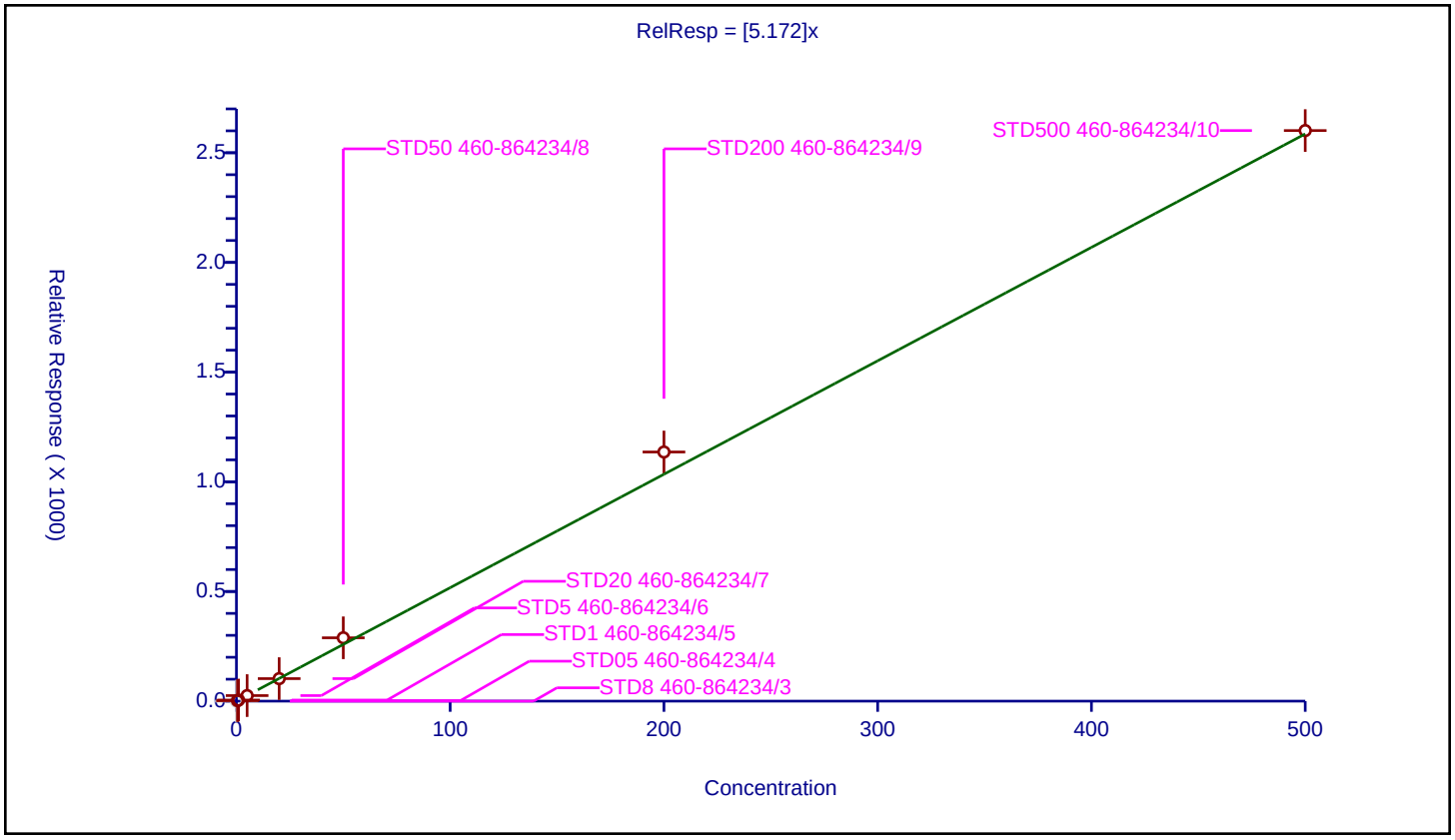

Calibration / 1,3-Dichlorobenzene

Curve Type:	Average
Weighting:	Conc_Sq
Origin:	Force
Dependency:	Response
Calib Mode:	ISTD
Response Base:	AREA
RF Rounding:	0

Curve Coefficients

Intercept:	0
Slope:	2.228

Error Coefficients

Standard Error:	2080000
Relative Standard Error:	4.8
Correlation Coefficient:	1.000
Coefficient of Determination (Adjusted):	0.997

ID	Level	Concentration	Rel. Resp.	IS Amount	IS Response	RRF	Used
1	STD8 460-864234/3	0.0	0.0	50.0	225379.0	NaN	N
2	STD05 460-864234/4	0.5	1.003427	50.0	222936.0	2.006854	Y
3	STD1 460-864234/5	1.0	2.234436	50.0	201147.0	2.234436	Y
4	STD5 460-864234/6	5.0	11.251019	50.0	209821.0	2.250204	Y
5	STD20 460-864234/7	20.0	45.510696	50.0	204887.0	2.275535	Y
6	STD50 460-864234/8	50.0	117.654053	50.0	193440.0	2.353081	Y
7	STD200 460-864234/9	200.0	450.183461	50.0	202223.0	2.250917	Y
8	STD500 460-864234/10	500.0	1111.912679	50.0	213235.0	2.223825	Y

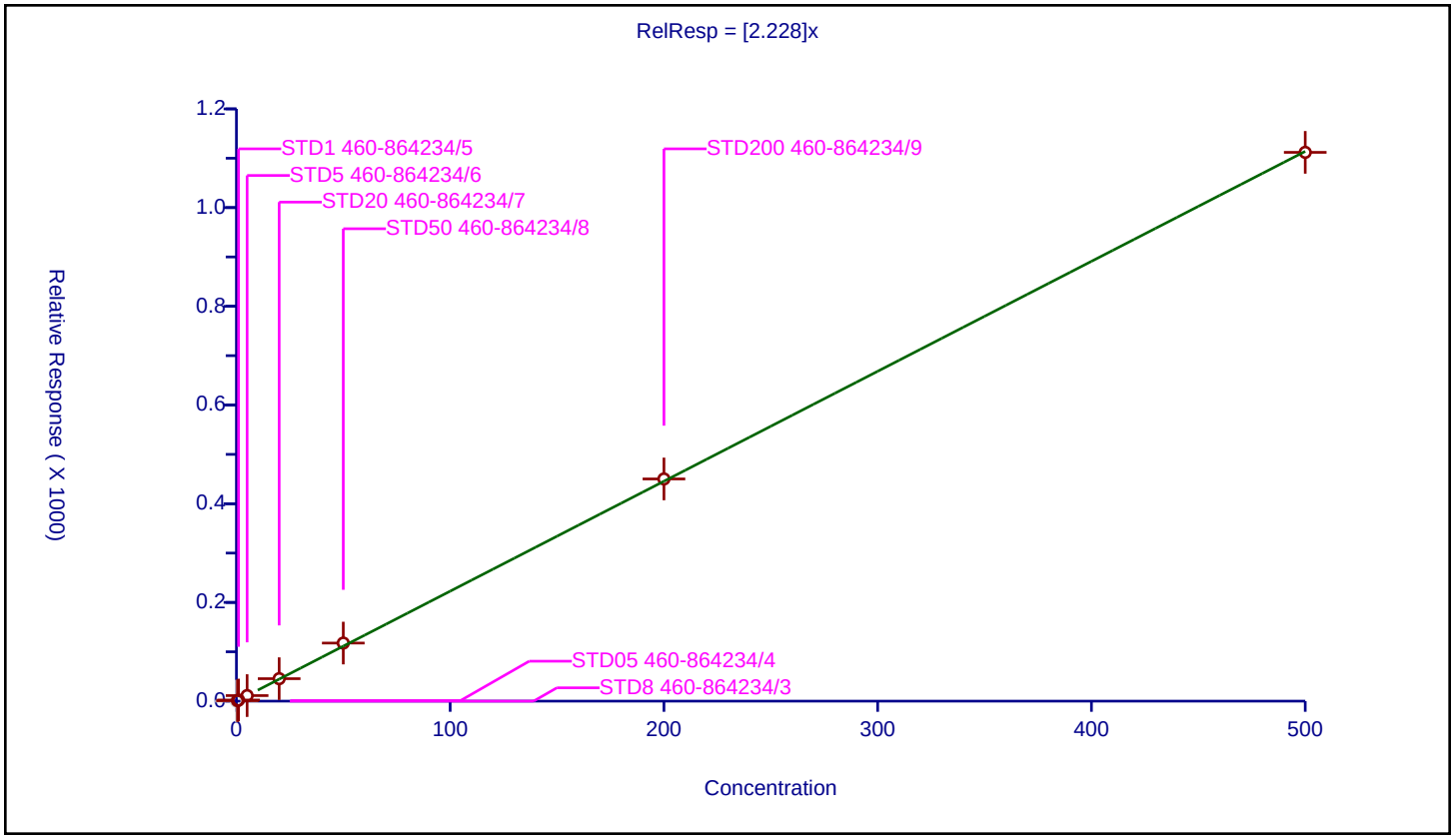

Calibration / 4-Isopropyltoluene

Curve Type:	Average
Weighting:	Conc_Sq
Origin:	Force
Dependency:	Response
Calib Mode:	ISTD
Response Base:	AREA
RF Rounding:	0

Curve Coefficients

Intercept:	0
Slope:	4.378

Error Coefficients

Standard Error:	4160000
Relative Standard Error:	8.7
Correlation Coefficient:	1.000
Coefficient of Determination (Adjusted):	0.991

ID	Level	Concentration	Rel. Resp.	IS Amount	IS Response	RRF	Used
1	STD8 460-864234/3	0.0	0.0	50.0	225379.0	NaN	N
2	STD05 460-864234/4	0.5	1.858157	50.0	222936.0	3.716313	Y
3	STD1 460-864234/5	1.0	4.182016	50.0	201147.0	4.182016	Y
4	STD5 460-864234/6	5.0	21.458291	50.0	209821.0	4.291658	Y
5	STD20 460-864234/7	20.0	88.602742	50.0	204887.0	4.430137	Y
6	STD50 460-864234/8	50.0	242.932692	50.0	193440.0	4.858654	Y
7	STD200 460-864234/9	200.0	954.272511	50.0	202223.0	4.771363	Y
8	STD500 460-864234/10	500.0	2197.613197	50.0	213235.0	4.395226	Y

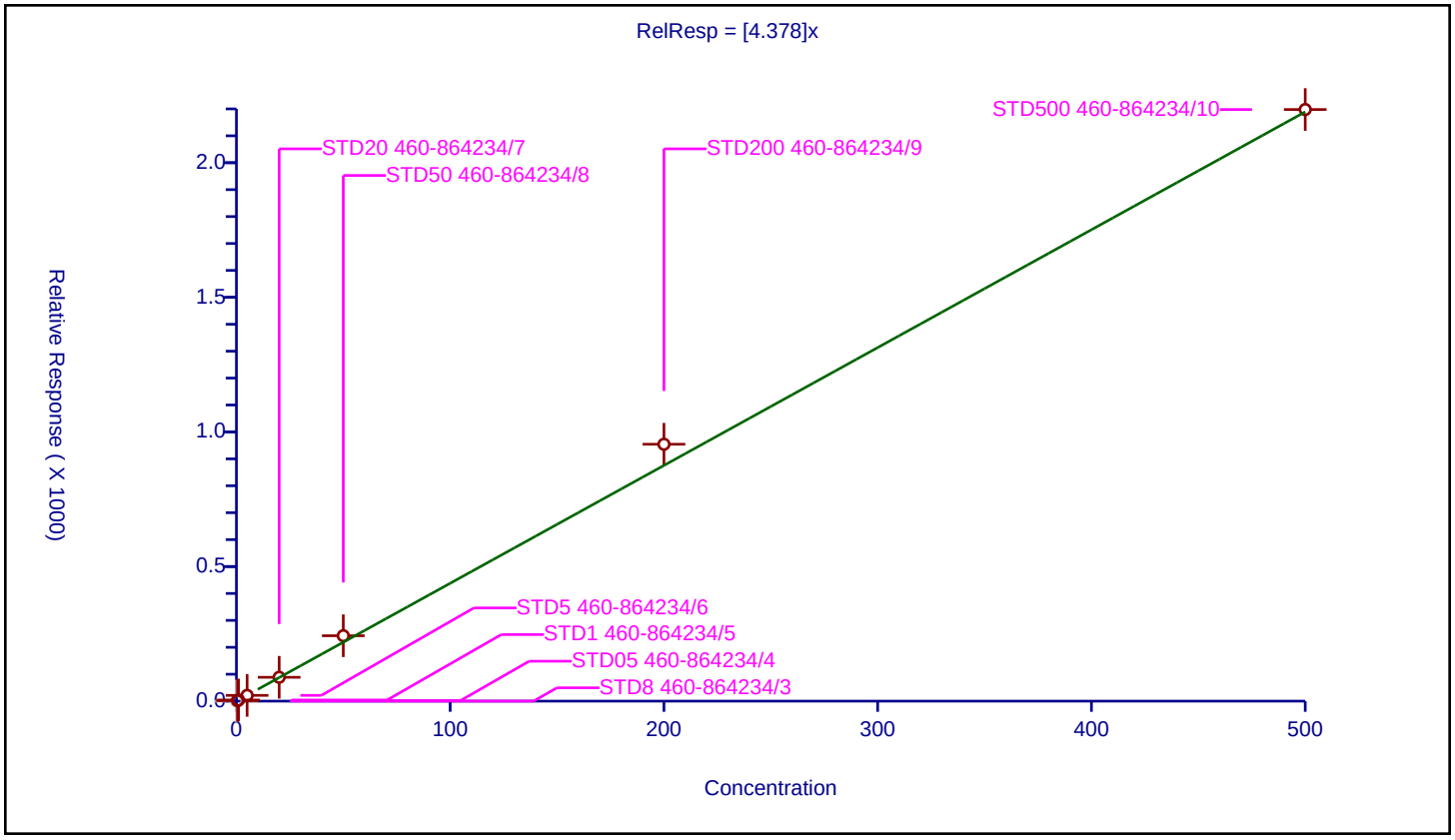

Calibration / 1,4-Dichlorobenzene

Curve Type:	Average
Weighting:	Conc_Sq
Origin:	Force
Dependency:	Response
Calib Mode:	ISTD
Response Base:	AREA
RF Rounding:	0

Curve Coefficients

Intercept:	0
Slope:	2.264

Error Coefficients

Standard Error:	2080000
Relative Standard Error:	4.2
Correlation Coefficient:	1.000
Coefficient of Determination (Adjusted):	0.998

ID	Level	Concentration	Rel. Resp.	IS Amount	IS Response	RRF	Used
1	STD8 460-864234/3	0.0	0.0	50.0	225379.0	NaN	N
2	STD05 460-864234/4	0.5	1.044022	50.0	222936.0	2.088043	Y
3	STD1 460-864234/5	1.0	2.262027	50.0	201147.0	2.262027	Y
4	STD5 460-864234/6	5.0	11.506951	50.0	209821.0	2.30139	Y
5	STD20 460-864234/7	20.0	46.268187	50.0	204887.0	2.313409	Y
6	STD50 460-864234/8	50.0	119.732734	50.0	193440.0	2.394655	Y
7	STD200 460-864234/9	200.0	454.188198	50.0	202223.0	2.270941	Y
8	STD500 460-864234/10	500.0	1108.700026	50.0	213235.0	2.2174	Y

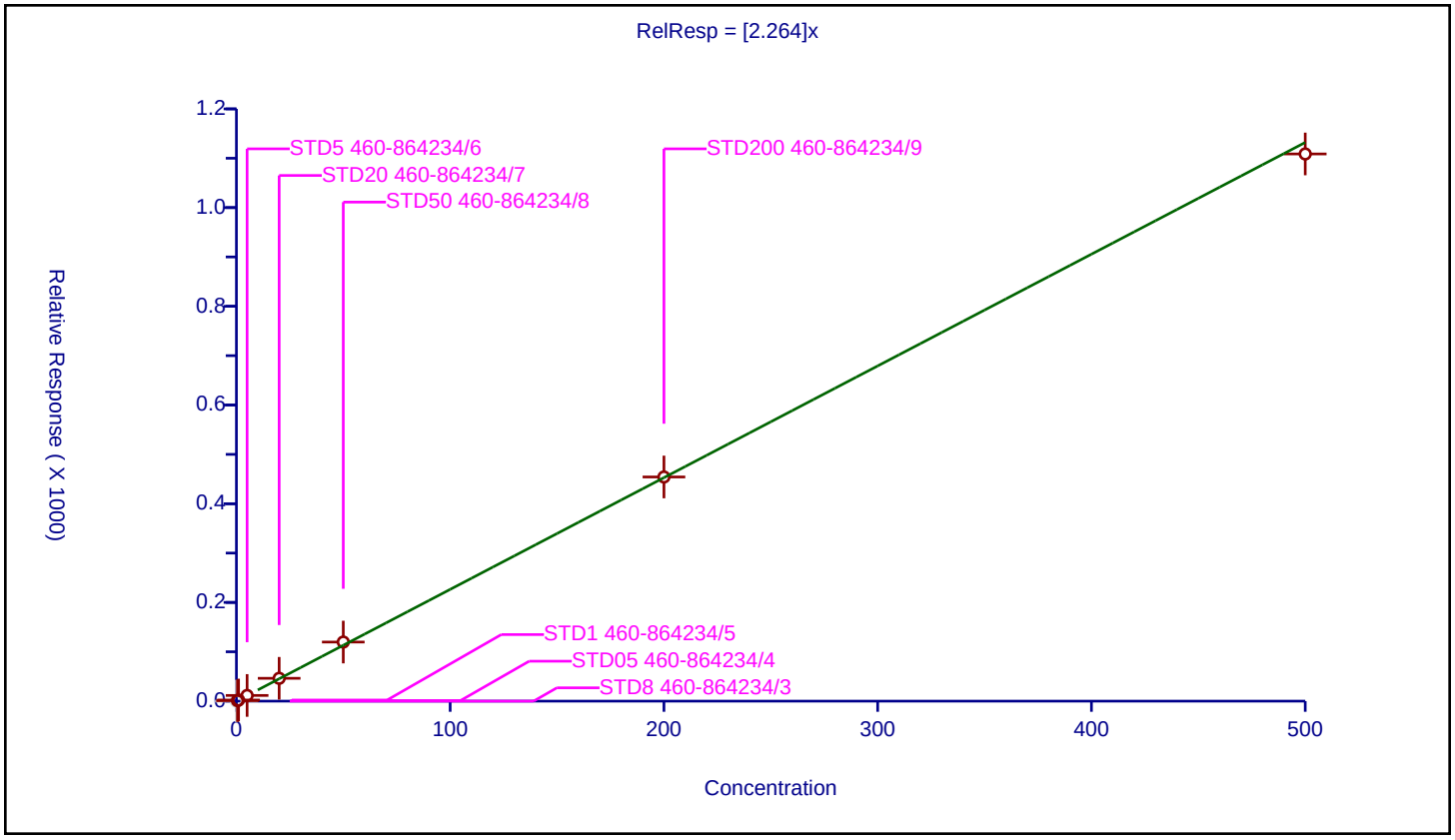

Curve Type:	Average
Weighting:	Conc_Sq
Origin:	Force
Dependency:	Response
Calib Mode:	ISTD
Response Base:	AREA
RF Rounding:	0

Curve Coefficients

Intercept:	0
Slope:	4.512

Error Coefficients

Standard Error:	4080000
Relative Standard Error:	7.5
Correlation Coefficient:	0.999
Coefficient of Determination (Adjusted):	0.994

ID	Level	Concentration	Rel. Resp.	IS Amount	IS Response	RRF	Used
1	STD8 460-864234/3	0.0	0.0	50.0	225379.0	NaN	N
2	STD05 460-864234/4	0.5	2.03287	50.0	222936.0	4.065741	Y
3	STD1 460-864234/5	1.0	4.283435	50.0	201147.0	4.283435	Y
4	STD5 460-864234/6	5.0	22.107415	50.0	209821.0	4.421483	Y
5	STD20 460-864234/7	20.0	93.915427	50.0	204887.0	4.695771	Y
6	STD50 460-864234/8	50.0	246.305831	50.0	193440.0	4.926117	Y
7	STD200 460-864234/9	200.0	982.503227	50.0	202223.0	4.912516	Y
8	STD500 460-864234/10	500.0	2138.650315	50.0	213235.0	4.277301	Y

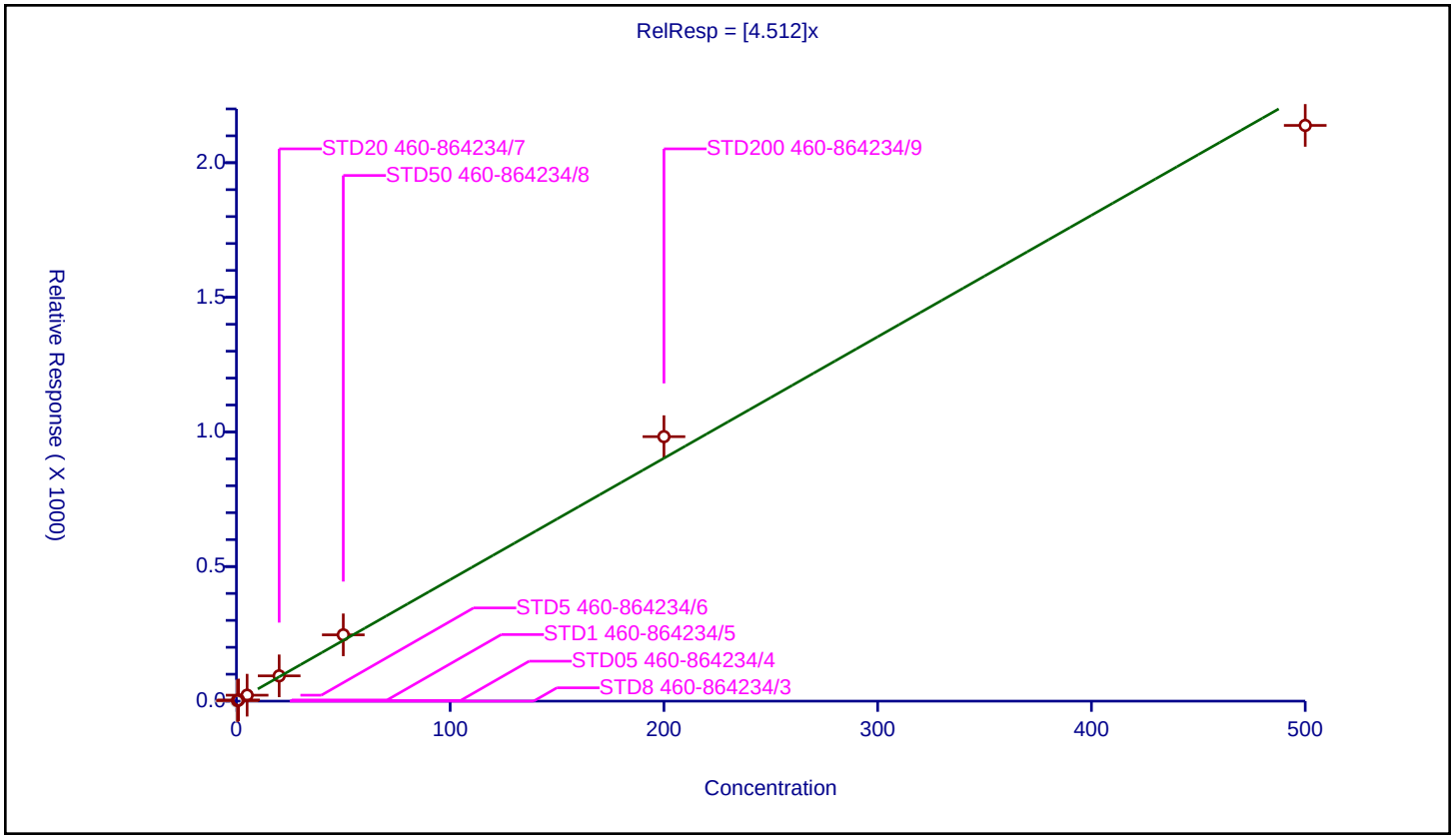

Calibration / Benzyl chloride

Curve Type:	Average
Weighting:	Conc_Sq
Origin:	Force
Dependency:	Response
Calib Mode:	ISTD
Response Base:	AREA
RF Rounding:	0

Curve Coefficients

Intercept:	0
Slope:	2.666

Error Coefficients

Standard Error:	2330000
Relative Standard Error:	6.1
Correlation Coefficient:	1.000
Coefficient of Determination (Adjusted):	0.996

ID	Level	Concentration	Rel. Resp.	IS Amount	IS Response	RRF	Used
1	STD8 460-864234/3	0.0	0.0	50.0	225379.0	NaN	N
2	STD05 460-864234/4	0.5	1.210661	50.0	222936.0	2.421323	Y
3	STD1 460-864234/5	1.0	2.722884	50.0	201147.0	2.722884	Y
4	STD5 460-864234/6	5.0	13.46481	50.0	209821.0	2.692962	Y
5	STD20 460-864234/7	20.0	56.67978	50.0	204887.0	2.833989	Y
6	STD50 460-864234/8	50.0	141.251292	50.0	193440.0	2.825026	Y
7	STD200 460-864234/9	200.0	540.7377	50.0	202223.0	2.703689	Y
8	STD500 460-864234/10	500.0	1230.407063	50.0	213235.0	2.460814	Y

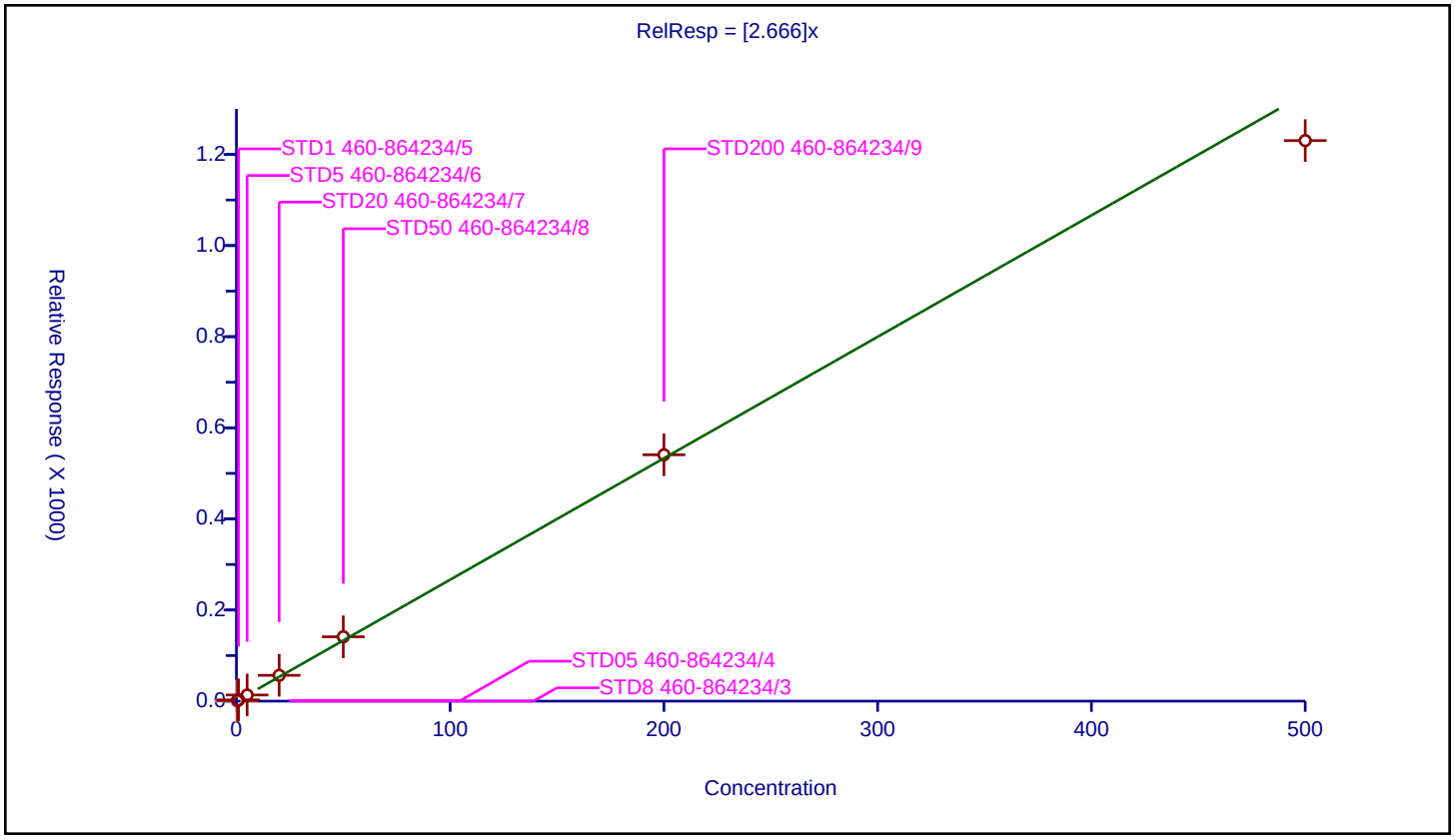

Calibration / 2,3-Dihydroindene

Curve Type:	Average
Weighting:	Conc_Sq
Origin:	Force
Dependency:	Response
Calib Mode:	ISTD
Response Base:	AREA
RF Rounding:	0

Curve Coefficients

Intercept:	0
Slope:	4.233

Error Coefficients

Standard Error:	3670000
Relative Standard Error:	7.3
Correlation Coefficient:	0.999
Coefficient of Determination (Adjusted):	0.994

ID	Level	Concentration	Rel. Resp.	IS Amount	IS Response	RRF	Used
1	STD8 460-864234/3	0.0	0.0	50.0	225379.0	NaN	N
2	STD05 460-864234/4	0.5	1.898527	50.0	222936.0	3.797054	Y
3	STD1 460-864234/5	1.0	4.204636	50.0	201147.0	4.204636	Y
4	STD5 460-864234/6	5.0	21.427074	50.0	209821.0	4.285415	Y
5	STD20 460-864234/7	20.0	89.43442	50.0	204887.0	4.471721	Y
6	STD50 460-864234/8	50.0	229.491574	50.0	193440.0	4.589831	Y
7	STD200 460-864234/9	200.0	887.110517	50.0	202223.0	4.435553	Y
8	STD500 460-864234/10	500.0	1922.74439	50.0	213235.0	3.845489	Y

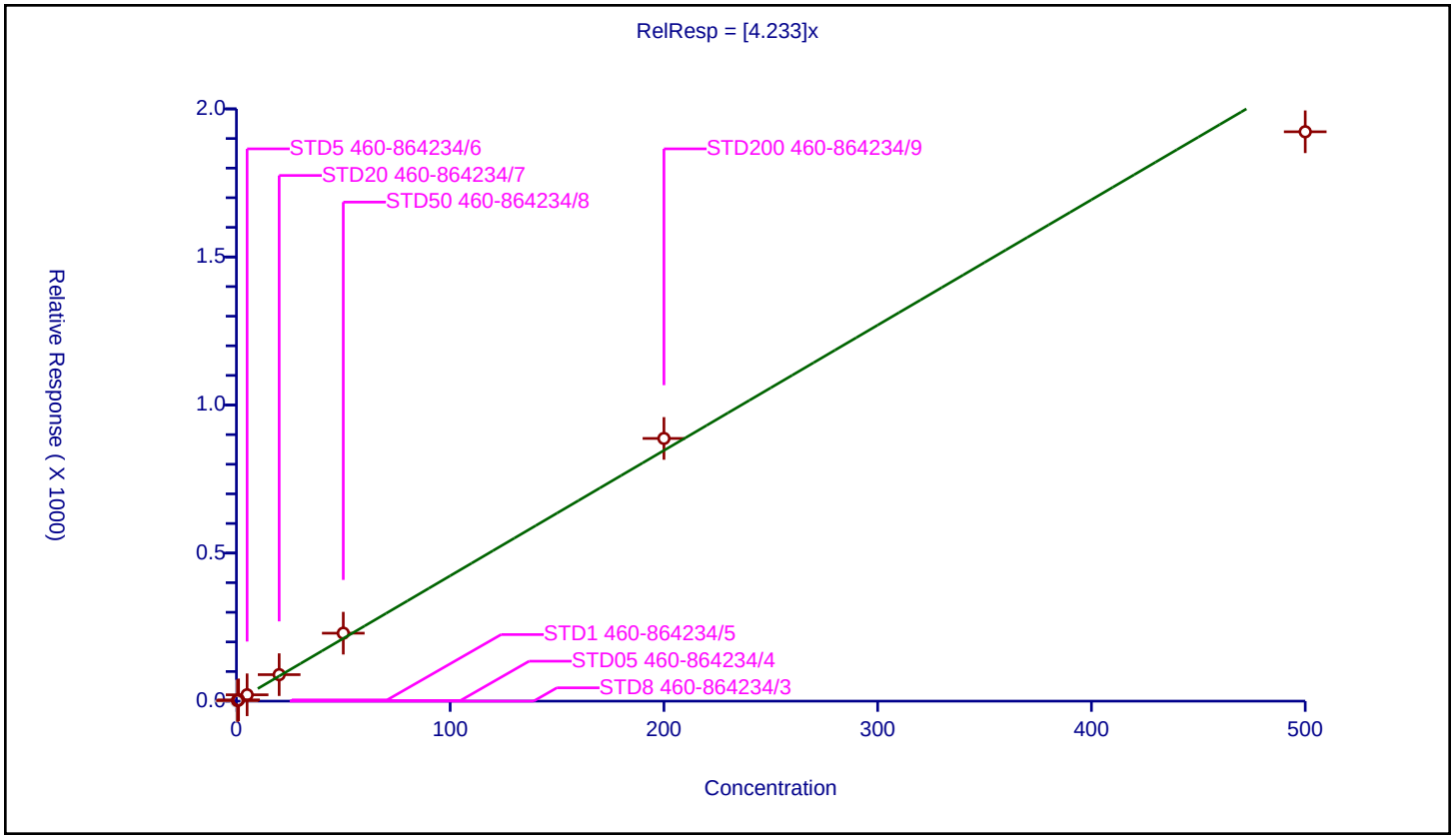

Calibration / p-Diethylbenzene

Curve Type:	Average
Weighting:	Conc_Sq
Origin:	Force
Dependency:	Response
Calib Mode:	ISTD
Response Base:	AREA
RF Rounding:	0

Curve Coefficients

Intercept:	0
Slope:	2.369

Error Coefficients

Standard Error:	2130000
Relative Standard Error:	6.2
Correlation Coefficient:	0.999
Coefficient of Determination (Adjusted):	0.995

ID	Level	Concentration	Rel. Resp.	IS Amount	IS Response	RRF	Used
1	STD8 460-864234/3	0.0	0.0	50.0	225379.0	NaN	N
2	STD05 460-864234/4	0.5	1.092466	50.0	222936.0	2.184932	Y
3	STD1 460-864234/5	1.0	2.328397	50.0	201147.0	2.328397	Y
4	STD5 460-864234/6	5.0	11.746679	50.0	209821.0	2.349336	Y
5	STD20 460-864234/7	20.0	47.268982	50.0	204887.0	2.363449	Y
6	STD50 460-864234/8	50.0	128.774555	50.0	193440.0	2.575491	Y
7	STD200 460-864234/9	200.0	509.772874	50.0	202223.0	2.548864	Y
8	STD500 460-864234/10	500.0	1116.211926	50.0	213235.0	2.232424	Y

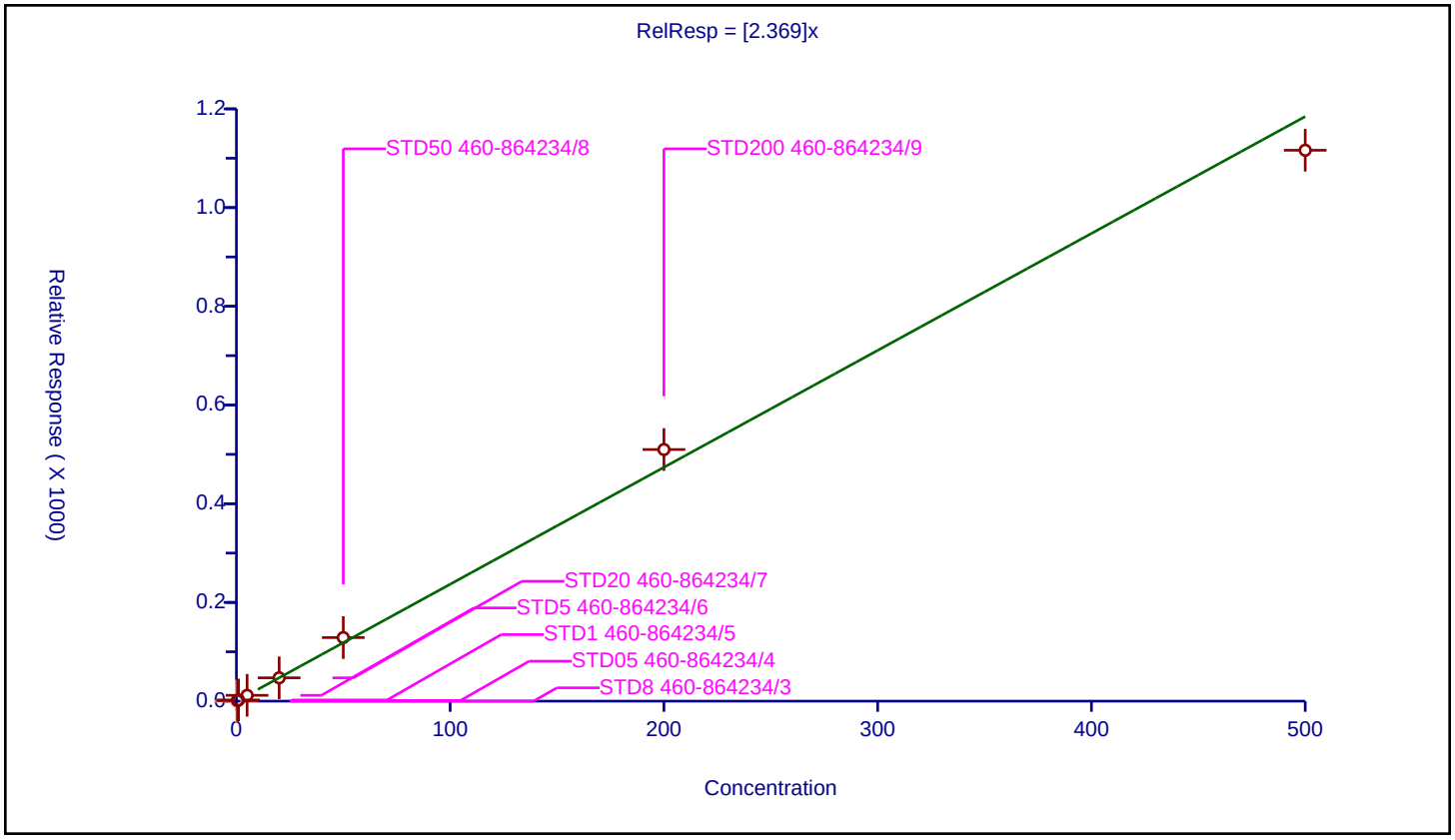

Calibration / n-Butylbenzene

Curve Type:	Average
Weighting:	Conc_Sq
Origin:	Force
Dependency:	Response
Calib Mode:	ISTD
Response Base:	AREA
RF Rounding:	0

Curve Coefficients

Intercept:	0
Slope:	2.549

Error Coefficients

Standard Error:	2320000
Relative Standard Error:	4.1
Correlation Coefficient:	1.000
Coefficient of Determination (Adjusted):	0.998

ID	Level	Concentration	Rel. Resp.	IS Amount	IS Response	RRF	Used
1	STD8 460-864234/3	0.0	0.0	50.0	225379.0	NaN	N
2	STD05 460-864234/4	0.5	1.227707	50.0	222936.0	2.455413	Y
3	STD1 460-864234/5	1.0	2.518805	50.0	201147.0	2.518805	Y
4	STD5 460-864234/6	5.0	12.843805	50.0	209821.0	2.568761	Y
5	STD20 460-864234/7	20.0	49.477517	50.0	204887.0	2.473876	Y
6	STD50 460-864234/8	50.0	136.76127	50.0	193440.0	2.735225	Y
7	STD200 460-864234/9	200.0	526.321932	50.0	202223.0	2.63161	Y
8	STD500 460-864234/10	500.0	1229.434427	50.0	213235.0	2.458869	Y

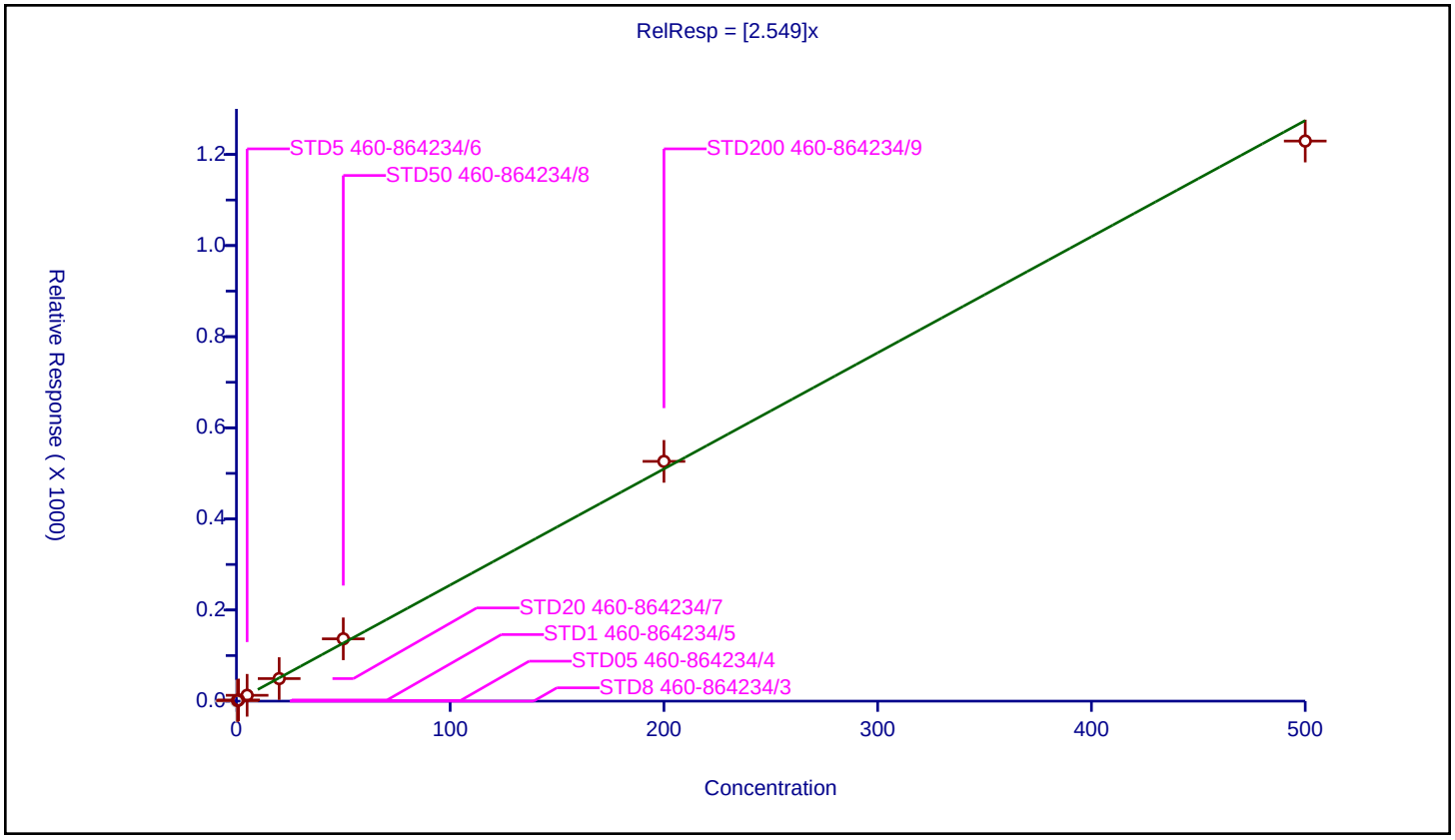

Calibration / 1,2-Dichlorobenzene

Curve Type:	Average
Weighting:	Conc_Sq
Origin:	Force
Dependency:	Response
Calib Mode:	ISTD
Response Base:	AREA
RF Rounding:	0

Curve Coefficients

Intercept:	0
Slope:	2.243

Error Coefficients

Standard Error:	2080000
Relative Standard Error:	4.8
Correlation Coefficient:	1.000
Coefficient of Determination (Adjusted):	0.997

ID	Level	Concentration	Rel. Resp.	IS Amount	IS Response	RRF	Used
1	STD8 460-864234/3	0.0	0.0	50.0	225379.0	NaN	N
2	STD05 460-864234/4	0.5	1.019575	50.0	222936.0	2.03915	Y
3	STD1 460-864234/5	1.0	2.213804	50.0	201147.0	2.213804	Y
4	STD5 460-864234/6	5.0	11.224568	50.0	209821.0	2.244914	Y
5	STD20 460-864234/7	20.0	46.203029	50.0	204887.0	2.310151	Y
6	STD50 460-864234/8	50.0	119.445048	50.0	193440.0	2.388901	Y
7	STD200 460-864234/9	200.0	456.315305	50.0	202223.0	2.281577	Y
8	STD500 460-864234/10	500.0	1110.571201	50.0	213235.0	2.221142	Y

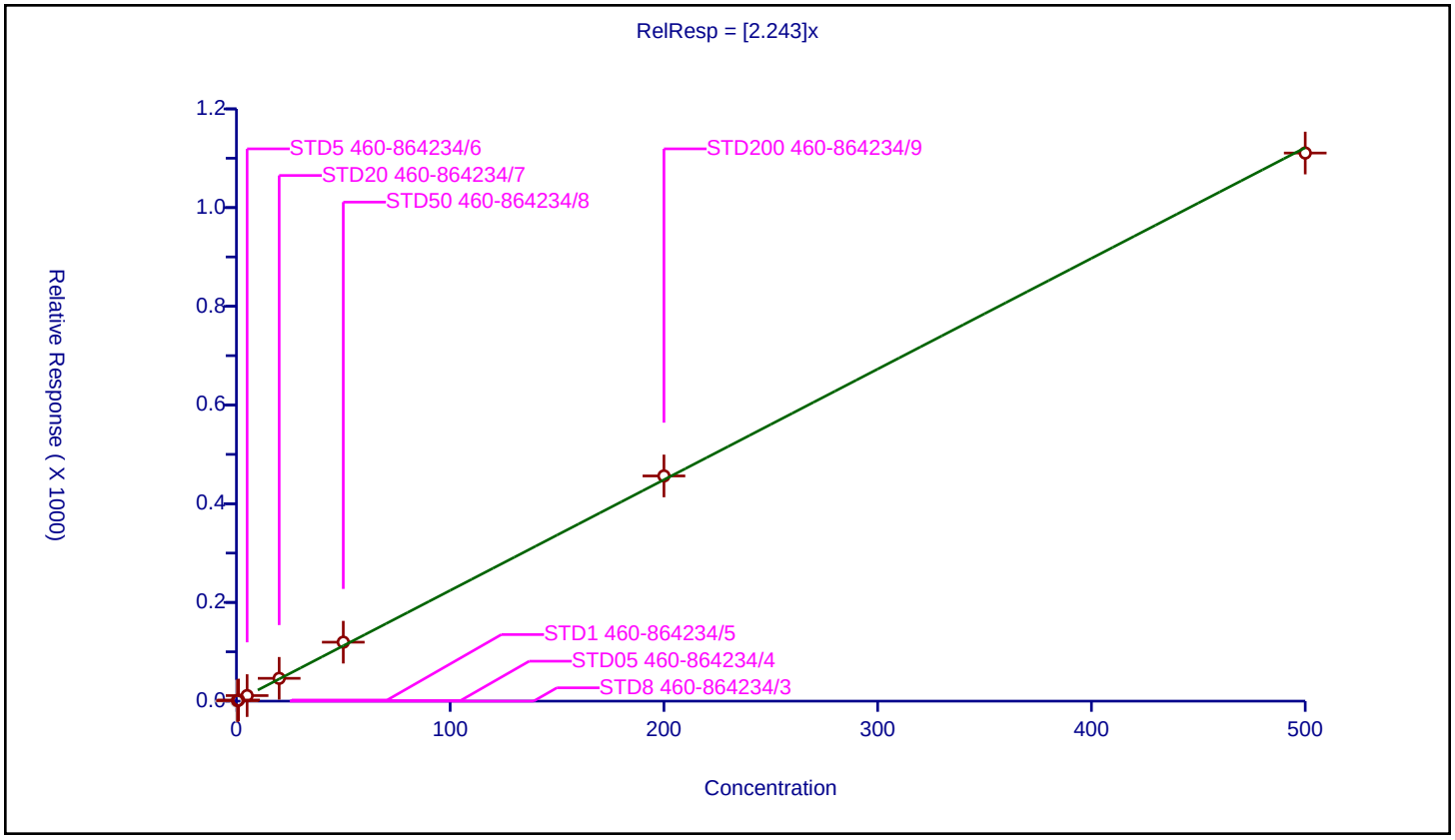

Calibration / 1,2,4,5-Tetramethylbenzene

Curve Type:	Average
Weighting:	Conc_Sq
Origin:	Force
Dependency:	Response
Calib Mode:	ISTD
Response Base:	AREA
RF Rounding:	0

Curve Coefficients

Intercept:	0
Slope:	4.349

Error Coefficients

Standard Error:	3840000
Relative Standard Error:	8.0
Correlation Coefficient:	0.997
Coefficient of Determination (Adjusted):	0.993

ID	Level	Concentration	Rel. Resp.	IS Amount	IS Response	RRF	Used
1	STD8 460-864234/3	0.0	0.0	50.0	225379.0	NaN	N
2	STD05 460-864234/4	0.5	1.943159	50.0	222936.0	3.886317	Y
3	STD1 460-864234/5	1.0	4.322461	50.0	201147.0	4.322461	Y
4	STD5 460-864234/6	5.0	21.317933	50.0	209821.0	4.263587	Y
5	STD20 460-864234/7	20.0	88.289643	50.0	204887.0	4.414482	Y
6	STD50 460-864234/8	50.0	238.449648	50.0	193440.0	4.768993	Y
7	STD200 460-864234/9	200.0	957.918733	50.0	202223.0	4.789594	Y
8	STD500 460-864234/10	500.0	1998.781391	50.0	213235.0	3.997563	Y

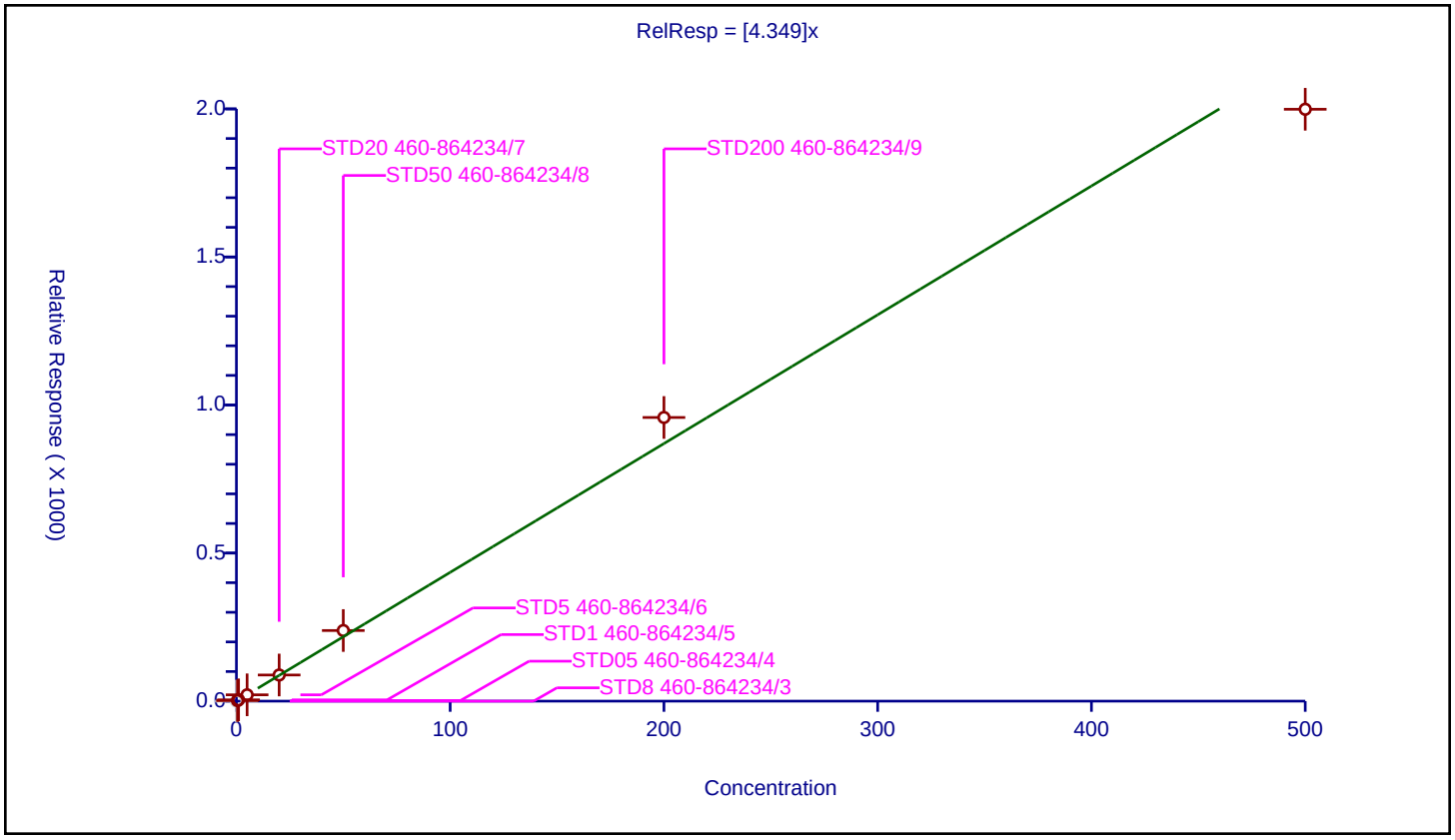

Calibration / 1,2-Dibromo-3-Chloropropane

Curve Type:	Average
Weighting:	Conc_Sq
Origin:	Force
Dependency:	Response
Calib Mode:	ISTD
Response Base:	AREA
RF Rounding:	0

Curve Coefficients

Intercept:	0
Slope:	0.2699

Error Coefficients

Standard Error:	255000
Relative Standard Error:	2.7
Correlation Coefficient:	1.000
Coefficient of Determination (Adjusted):	0.999

ID	Level	Concentration	Rel. Resp.	IS Amount	IS Response	RRF	Used
1	STD8 460-864234/3	0.0	0.0	50.0	225379.0	NaN	N
2	STD05 460-864234/4	0.5	0.129858	50.0	222936.0	0.259716	Y
3	STD1 460-864234/5	1.0	0.267218	50.0	201147.0	0.267218	Y
4	STD5 460-864234/6	5.0	1.308735	50.0	209821.0	0.261747	Y
5	STD20 460-864234/7	20.0	5.573804	50.0	204887.0	0.27869	Y
6	STD50 460-864234/8	50.0	13.86373	50.0	193440.0	0.277275	Y
7	STD200 460-864234/9	200.0	54.489598	50.0	202223.0	0.272448	Y
8	STD500 460-864234/10	500.0	136.237015	50.0	213235.0	0.272474	Y

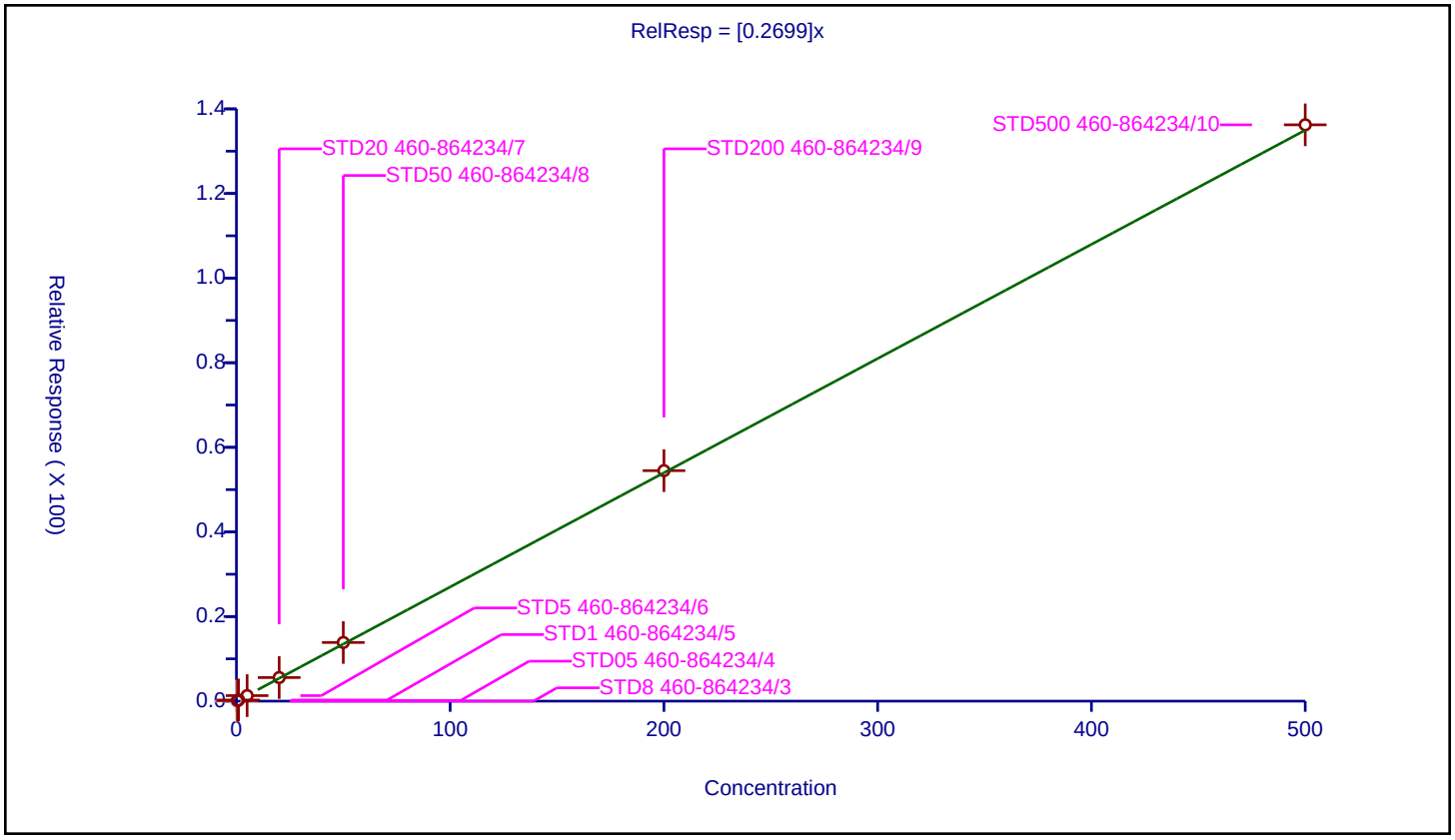

Calibration / 1,3,5-Trichlorobenzene

Curve Type:	Average
Weighting:	Conc_Sq
Origin:	Force
Dependency:	Response
Calib Mode:	ISTD
Response Base:	AREA
RF Rounding:	0

Curve Coefficients

Intercept:	0
Slope:	1.781

Error Coefficients

Standard Error:	1560000
Relative Standard Error:	6.3
Correlation Coefficient:	0.998
Coefficient of Determination (Adjusted):	0.995

ID	Level	Concentration	Rel. Resp.	IS Amount	IS Response	RRF	Used
1	STD8 460-864234/3	0.0	0.0	50.0	225379.0	NaN	N
2	STD05 460-864234/4	0.5	0.835666	50.0	222936.0	1.671332	Y
3	STD1 460-864234/5	1.0	1.744744	50.0	201147.0	1.744744	Y
4	STD5 460-864234/6	5.0	9.097278	50.0	209821.0	1.819456	Y
5	STD20 460-864234/7	20.0	35.23796	50.0	204887.0	1.761898	Y
6	STD50 460-864234/8	50.0	96.445668	50.0	193440.0	1.928913	Y
7	STD200 460-864234/9	200.0	381.184386	50.0	202223.0	1.905922	Y
8	STD500 460-864234/10	500.0	815.763125	50.0	213235.0	1.631526	Y

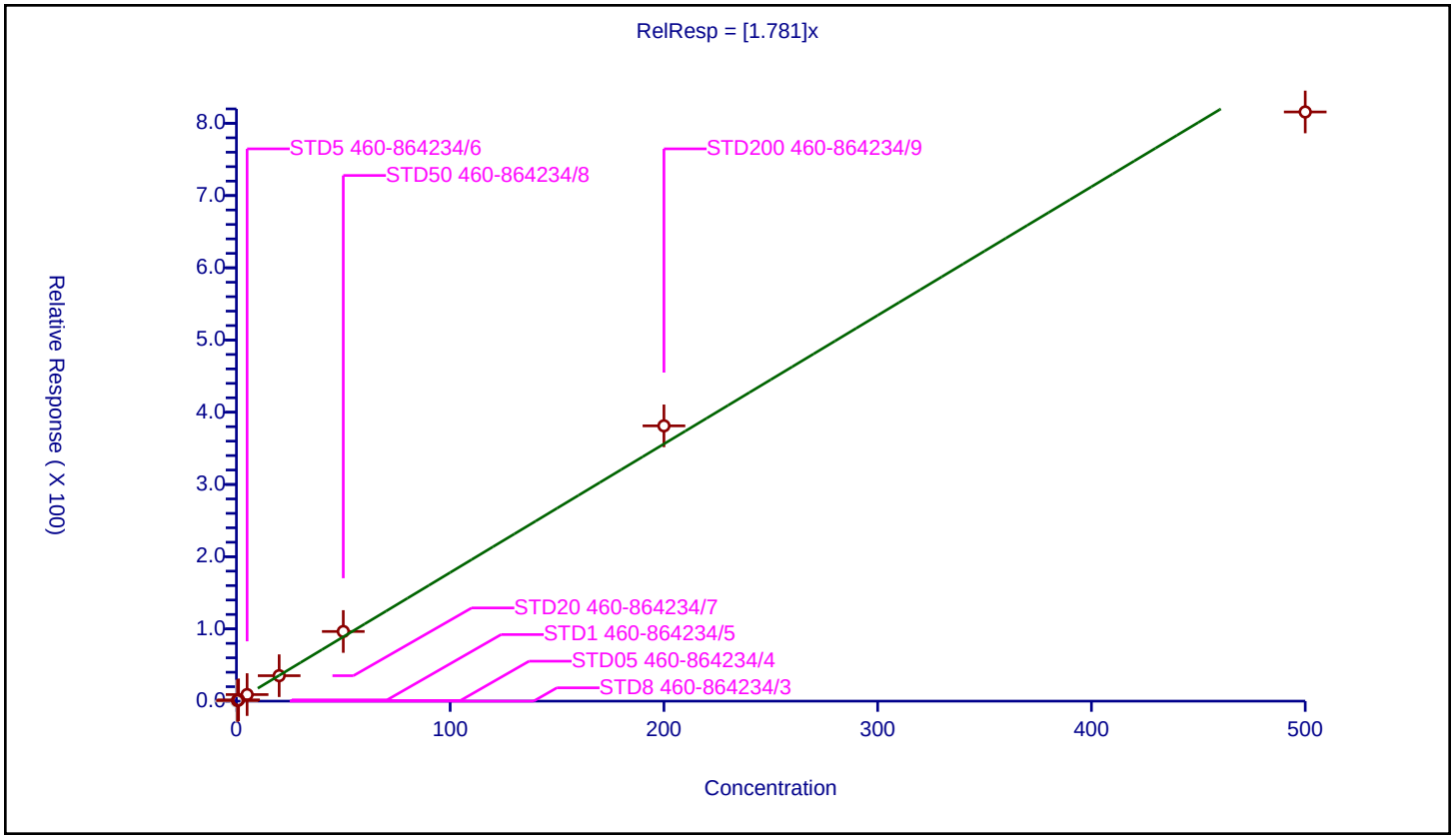

Calibration / 1,2,4-Trichlorobenzene

Curve Type:	Average
Weighting:	Conc_Sq
Origin:	Force
Dependency:	Response
Calib Mode:	ISTD
Response Base:	AREA
RF Rounding:	0

Curve Coefficients

Intercept:	0
Slope:	1.675

Error Coefficients

Standard Error:	1510000
Relative Standard Error:	5.2
Correlation Coefficient:	1.000
Coefficient of Determination (Adjusted):	0.997

ID	Level	Concentration	Rel. Resp.	IS Amount	IS Response	RRF	Used
1	STD8 460-864234/3	0.0	0.0	50.0	225379.0	NaN	N
2	STD05 460-864234/4	0.5	0.772643	50.0	222936.0	1.545287	Y
3	STD1 460-864234/5	1.0	1.685832	50.0	201147.0	1.685832	Y
4	STD5 460-864234/6	5.0	8.484375	50.0	209821.0	1.696875	Y
5	STD20 460-864234/7	20.0	33.081406	50.0	204887.0	1.65407	Y
6	STD50 460-864234/8	50.0	90.749845	50.0	193440.0	1.814997	Y
7	STD200 460-864234/9	200.0	345.39815	50.0	202223.0	1.726991	Y
8	STD500 460-864234/10	500.0	800.746125	50.0	213235.0	1.601492	Y

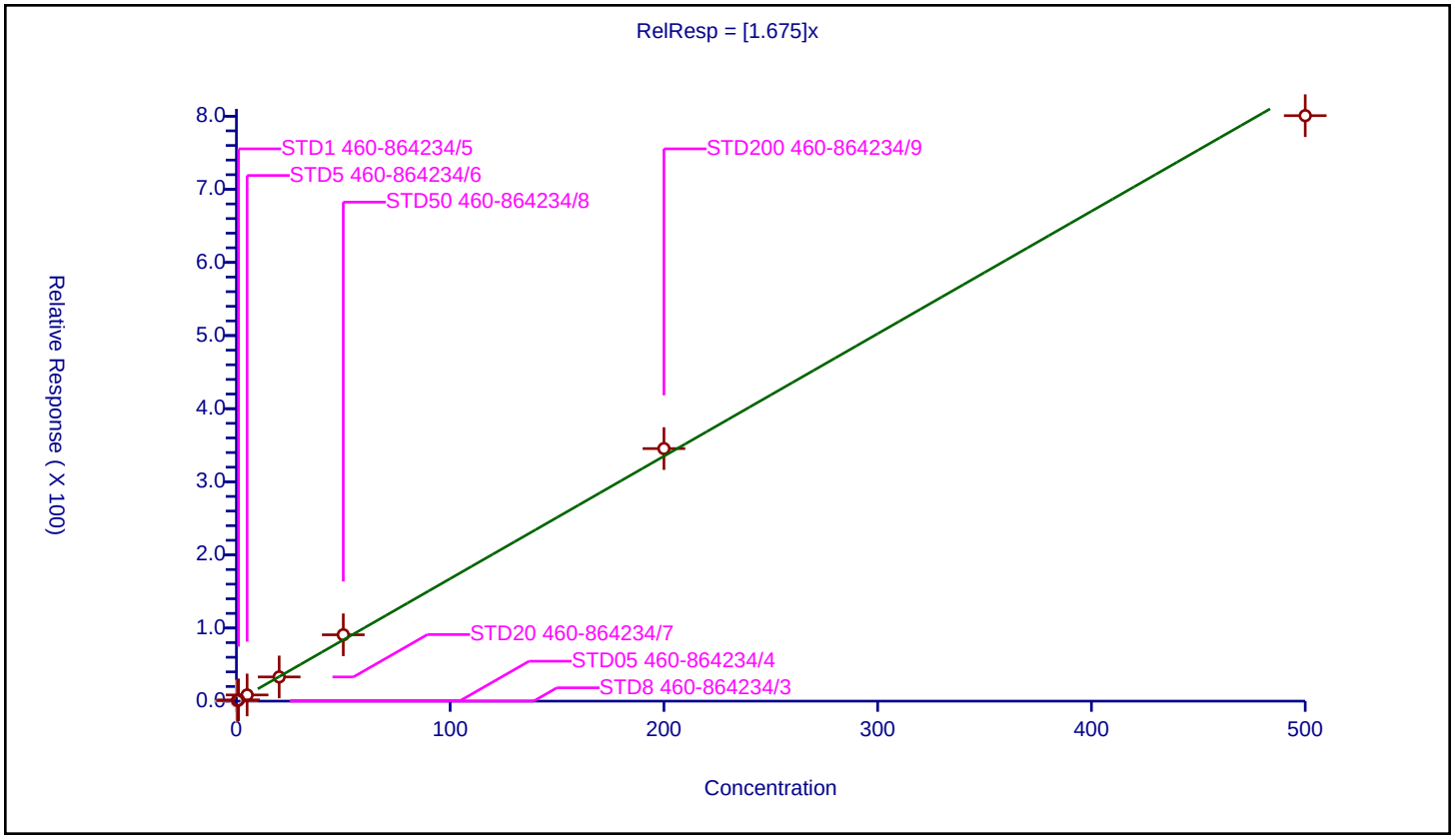

Curve Type:	Average
Weighting:	Conc_Sq
Origin:	Force
Dependency:	Response
Calib Mode:	ISTD
Response Base:	AREA
RF Rounding:	0

Curve Coefficients

Intercept:	0
Slope:	0.7395

Error Coefficients

Standard Error:	739000
Relative Standard Error:	8.4
Correlation Coefficient:	1.000
Coefficient of Determination (Adjusted):	0.992

ID	Level	Concentration	Rel. Resp.	IS Amount	IS Response	RRF	Used
1	STD8 460-864234/3	0.0	0.0	50.0	225379.0	NaN	N
2	STD05 460-864234/4	0.5	0.371856	50.0	222936.0	0.743711	Y
3	STD1 460-864234/5	1.0	0.683083	50.0	201147.0	0.683083	Y
4	STD5 460-864234/6	5.0	3.564705	50.0	209821.0	0.712941	Y
5	STD20 460-864234/7	20.0	12.935423	50.0	204887.0	0.646771	Y
6	STD50 460-864234/8	50.0	39.155294	50.0	193440.0	0.783106	Y
7	STD200 460-864234/9	200.0	164.182858	50.0	202223.0	0.820914	Y
8	STD500 460-864234/10	500.0	393.110653	50.0	213235.0	0.786221	Y

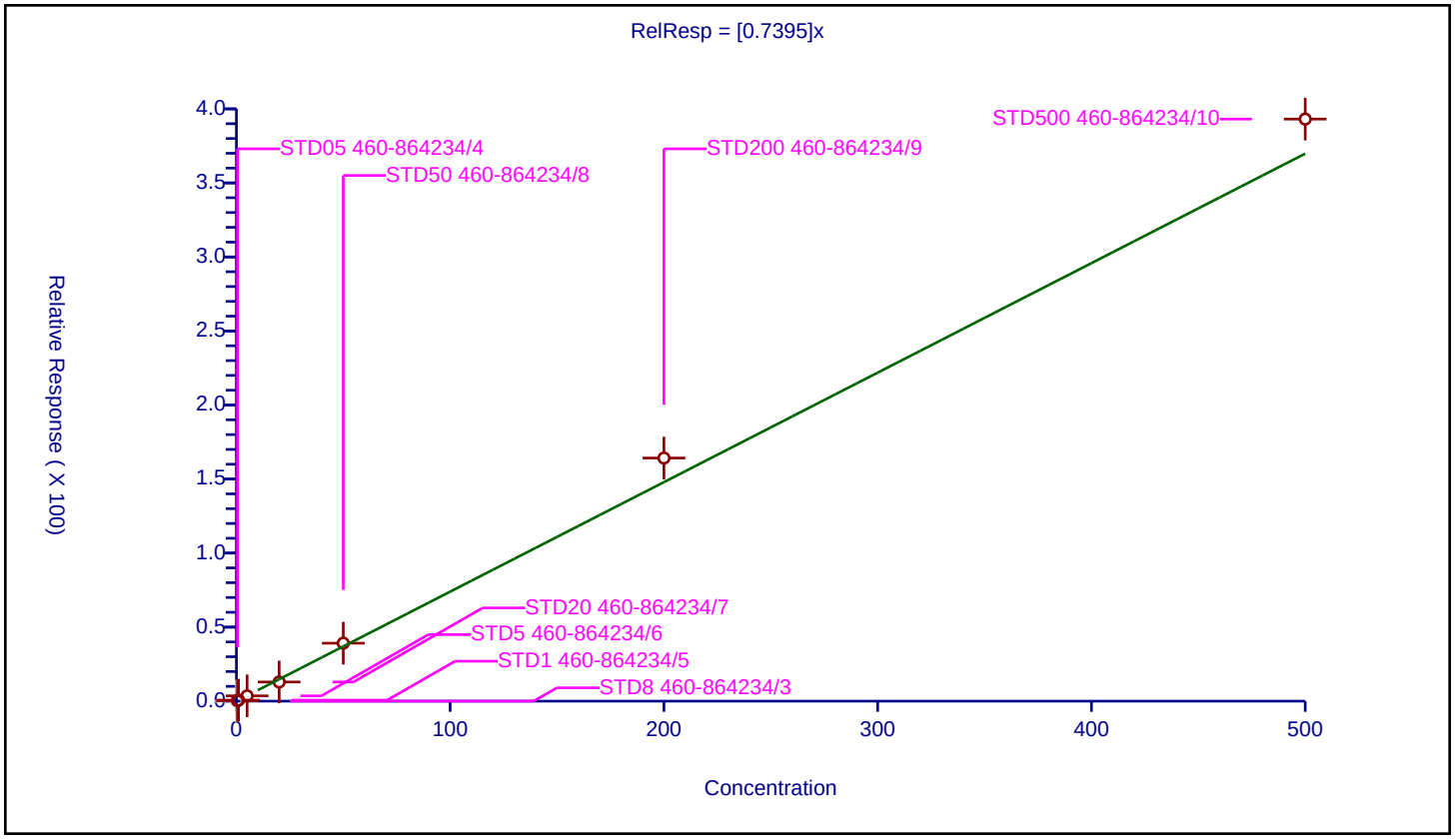

Curve Type:	Average
Weighting:	Conc_Sq
Origin:	Force
Dependency:	Response
Calib Mode:	ISTD
Response Base:	AREA
RF Rounding:	0

Curve Coefficients

Intercept:	0
Slope:	4.154

Error Coefficients

Standard Error:	3650000
Relative Standard Error:	5.6
Correlation Coefficient:	0.999
Coefficient of Determination (Adjusted):	0.996

ID	Level	Concentration	Rel. Resp.	IS Amount	IS Response	RRF	Used
1	STD8 460-864234/3	0.0	0.0	50.0	225379.0	NaN	N
2	STD05 460-864234/4	0.5	1.924768	50.0	222936.0	3.849535	Y
3	STD1 460-864234/5	1.0	4.212839	50.0	201147.0	4.212839	Y
4	STD5 460-864234/6	5.0	20.759123	50.0	209821.0	4.151825	Y
5	STD20 460-864234/7	20.0	85.686744	50.0	204887.0	4.284337	Y
6	STD50 460-864234/8	50.0	222.120813	50.0	193440.0	4.442416	Y
7	STD200 460-864234/9	200.0	861.226962	50.0	202223.0	4.306135	Y
8	STD500 460-864234/10	500.0	1916.272657	50.0	213235.0	3.832545	Y

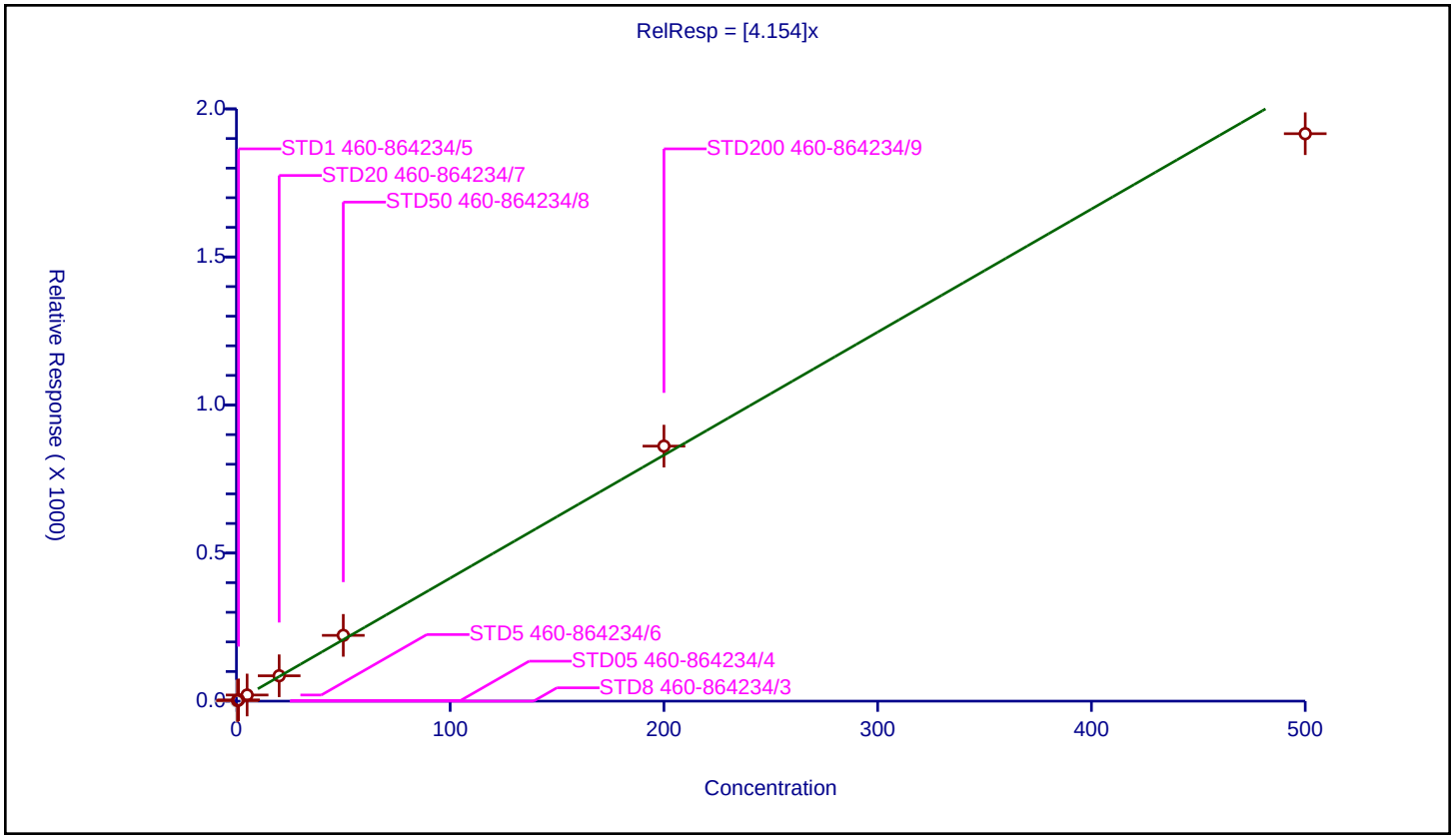

Calibration / 1,2,3-Trichlorobenzene

Curve Type:	Average
Weighting:	Conc_Sq
Origin:	Force
Dependency:	Response
Calib Mode:	ISTD
Response Base:	AREA
RF Rounding:	0

Curve Coefficients

Intercept:	0
Slope:	1.593

Error Coefficients

Standard Error:	1440000
Relative Standard Error:	4.4
Correlation Coefficient:	1.000
Coefficient of Determination (Adjusted):	0.998

ID	Level	Concentration	Rel. Resp.	IS Amount	IS Response	RRF	Used
1	STD8 460-864234/3	0.0	0.0	50.0	225379.0	NaN	N
2	STD05 460-864234/4	0.5	0.764121	50.0	222936.0	1.528241	Y
3	STD1 460-864234/5	1.0	1.684092	50.0	201147.0	1.684092	Y
4	STD5 460-864234/6	5.0	7.702041	50.0	209821.0	1.540408	Y
5	STD20 460-864234/7	20.0	31.112516	50.0	204887.0	1.555626	Y
6	STD50 460-864234/8	50.0	83.606286	50.0	193440.0	1.672126	Y
7	STD200 460-864234/9	200.0	328.632747	50.0	202223.0	1.643164	Y
8	STD500 460-864234/10	500.0	763.791357	50.0	213235.0	1.527583	Y

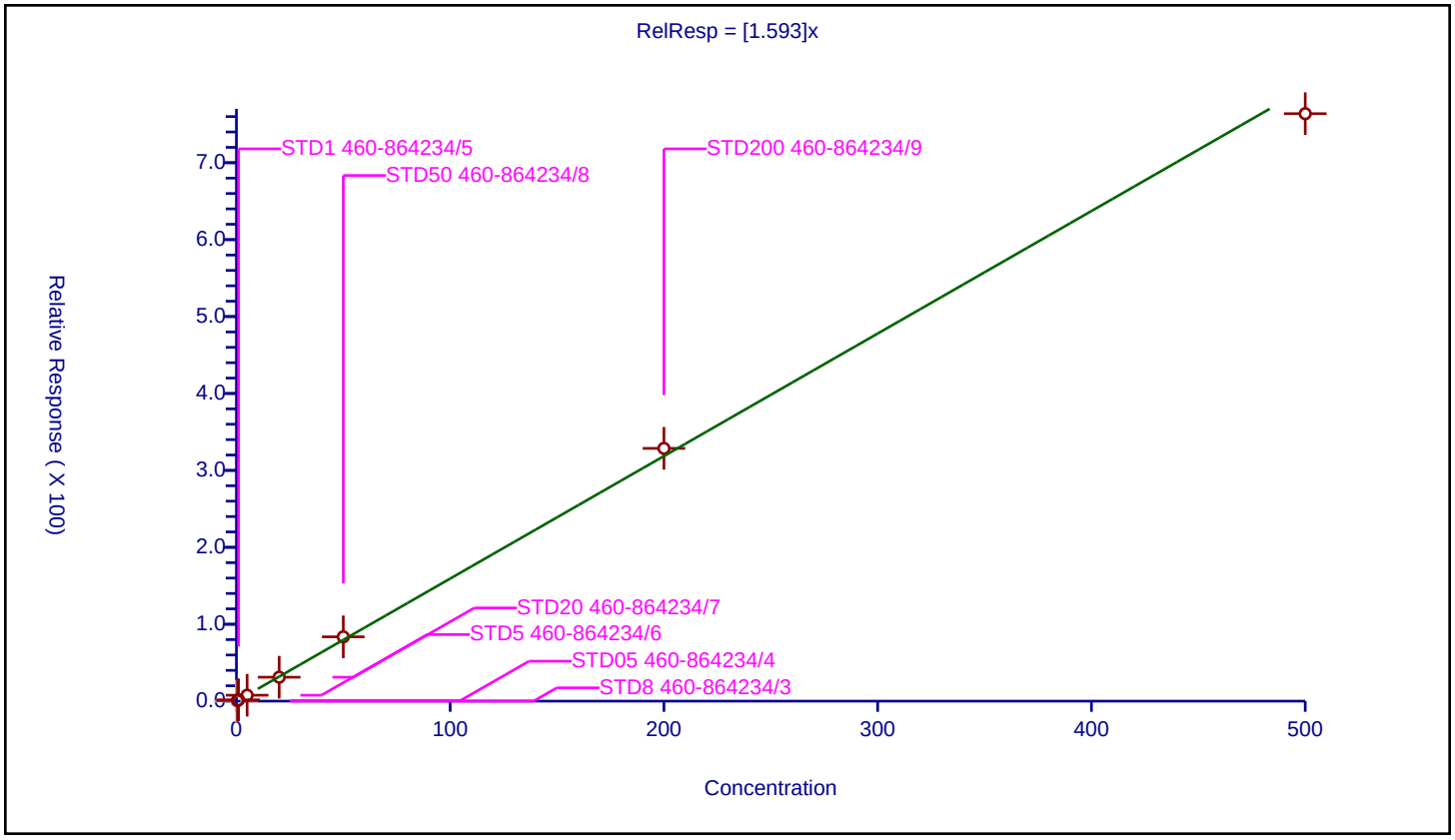

FORM VII
GC/MS VOA CONTINUING CALIBRATION DATA

Lab Name: Eurofins Edison Job No.: 460-266280-1

SDG No.:

Lab Sample ID: ICV 460-864234/14 Calibration Date: 09/01/2022 12:45

Instrument ID: CVOAMS17 Calib Start Date: 09/01/2022 08:57

GC Column: DB-624 ID: 0.18(mm) Calib End Date: 09/01/2022 11:22

Lab File ID: TT59901.D Conc. Units: ug/L Heated Purge: (Y/N) N

ANALYTE	CURVE TYPE	AVE RRF	RRF	MIN RRF	CALC AMOUNT	SPIKE AMOUNT	%D	MAX %D
Monochloropentafluoroethane	Ave	0.0271	0.0227		16.8	20.0	-16.2	30.0
Chlorotrifluoroethene	Ave	0.1360	0.0870		12.8	20.0	-36.0*	30.0
1,1-Difluoroethane	Ave	0.2318	0.2234		19.3	20.0	-3.6	30.0
Dichlorodifluoromethane	Ave	0.5206	0.4844	0.1000	18.6	20.0	-7.0	30.0
Chlorodifluoromethane	Ave	0.0930	0.0904		19.4	20.0	-2.8	30.0
Chloromethane	Ave	0.7717	0.6924	0.1000	17.9	20.0	-10.3	30.0
Vinyl chloride	Ave	0.5722	0.6405	0.1000	22.4	20.0	11.9	30.0
Butadiene	Ave	0.5972	0.5708		19.1	20.0	-4.4	30.0
Bromomethane	Ave	2.958	3.666	0.1000	24.8	20.0	23.9	30.0
Chloroethane	Ave	3.269	3.004	0.1000	18.4	20.0	-8.1	30.0
Dichlorofluoromethane	Ave	0.9299	0.8635		18.6	20.0	-7.1	30.0
Pentane	Ave	0.0691	0.0664		38.4	40.0	-3.9	30.0
Trichlorofluoromethane	Ave	0.6273	0.6520	0.1000	20.8	20.0	3.9	30.0
Ethanol	Ave	0.2481	0.2618		844	800	5.5	30.0
Ethyl ether	Ave	0.2626	0.2308		17.6	20.0	-12.1	30.0
2-Methyl-1,3-butadiene	Ave	0.3817	0.4139		21.7	20.0	8.4	30.0
1,2-Dichloro-1,1,2-trifluoro ethane	Ave	0.3606	0.3531		19.6	20.0	-2.1	30.0
1,1,1-Trifluoro-2,2-dichloro ethane	Ave	0.5954	0.5985		20.1	20.0	0.5	30.0
Acrolein	QuaF		0.0370		59.3	40.1	48.2*	30.0
1,1,2-Trichloro-1,2,2-trifluoroethane	Ave	0.3936	0.3481	0.1000	17.7	20.0	-11.6	30.0
1,1-Dichloroethene	Ave	0.3867	0.3685	0.1000	19.1	20.0	-4.7	30.0
Acetone	Ave	1.225	0.9885	0.0500	80.7	100	-19.3	30.0
Iodomethane	Ave	0.7203	0.6433		17.9	20.0	-10.7	30.0
Carbon disulfide	Ave	1.642	1.462	0.1000	17.8	20.0	-11.0	30.0
Isopropyl alcohol	Ave	3.875	3.214		166	200	-17.0	30.0
3-Chloro-1-propene	Ave	0.2963	0.2690		18.2	20.0	-9.2	30.0
Cyclopentene	Ave	1.020	1.032		20.2	20.0	1.1	30.0
Methyl acetate	Ave	0.3302	0.2858	0.1000	34.6	40.0	-13.4	30.0
Acetonitrile	QuaF		0.1698		160	200	-20.1	30.0
Methylene Chloride	Ave	0.5193	0.4541	0.1000	17.5	20.0	-12.6	30.0
2-Methyl-2-propanol	Ave	11.64	10.30		177	200	-11.4	30.0
Methyl tert-butyl ether	Ave	1.296	1.196	0.1000	18.5	20.0	-7.7	30.0
trans-1,2-Dichloroethene	Ave	0.4409	0.4114	0.1000	18.7	20.0	-6.7	30.0
Acrylonitrile	Ave	0.1699	0.1503		177	200	-11.5	30.0
Hexane	Ave	0.5487	0.4565		16.6	20.0	-16.8	30.0
Isopropyl ether	Ave	1.602	1.477		18.4	20.0	-7.8	30.0
1,1-Dichloroethane	Ave	0.8511	0.7685	0.2000	18.1	20.0	-9.7	30.0
Vinyl acetate	Ave	0.6894	0.6779		39.3	40.0	-1.7	30.0
2-Chloro-1,3-butadiene	Ave	0.3744	0.3623		19.4	20.0	-3.2	30.0

FORM VII
GC/MS VOA CONTINUING CALIBRATION DATA

Lab Name: Eurofins Edison Job No.: 460-266280-1

SDG No.:

Lab Sample ID: ICV 460-864234/14 Calibration Date: 09/01/2022 12:45

Instrument ID: CVOAMS17 Calib Start Date: 09/01/2022 08:57

GC Column: DB-624 ID: 0.18(mm) Calib End Date: 09/01/2022 11:22

Lab File ID: TT59901.D Conc. Units: ug/L Heated Purge: (Y/N) N

ANALYTE	CURVE TYPE	AVE RRF	RRF	MIN RRF	CALC AMOUNT	SPIKE AMOUNT	%D	MAX %D
Tert-butyl ethyl ether	Ave	1.479	1.421		19.2	20.0	-3.9	30.0
2,2-Dichloropropane	Ave	0.1762	0.1542		17.5	20.0	-12.5	30.0
cis-1,2-Dichloroethene	Ave	0.4774	0.4587	0.1000	19.2	20.0	-3.9	30.0
2-Butanone	Ave	0.4162	0.3670	0.0500	88.2	100	-11.8	30.0
Ethyl acetate	Ave	0.3715	0.3482		37.5	40.0	-6.3	30.0
Methyl acrylate	Ave	0.3992	0.3416		17.1	20.0	-14.4	30.0
Propionitrile	Ave	14.65	14.22		194	200	-2.9	30.0
Chlorobromomethane	Ave	0.2316	0.2134		18.4	20.0	-7.9	30.0
Tetrahydrofuran	Ave	0.4940	0.4322		35.0	40.0	-12.5	30.0
Methacrylonitrile	Ave	0.1703	0.1579		185	200	-7.3	30.0
Chloroform	Ave	0.7999	0.7476	0.2000	18.7	20.0	-6.5	30.0
Cyclohexane	Ave	0.5754	0.5394	0.1000	18.7	20.0	-6.3	30.0
1,1,1-Trichloroethane	Ave	0.6738	0.6450	0.1000	19.1	20.0	-4.3	30.0
Carbon tetrachloride	Ave	0.5729	0.5382	0.1000	18.8	20.0	-6.1	30.0
1,1-Dichloropropene	Ave	0.5845	0.5566		19.0	20.0	-4.8	30.0
Isobutyl alcohol	Ave	7.201	6.296		437	500	-12.6	30.0
Isooctane	Ave	1.510	1.304		17.3	20.0	-13.6	30.0
Benzene	Ave	2.480	2.325	0.5000	18.8	20.0	-6.2	30.0
Tert-amyl methyl ether	Ave	1.505	1.483		19.7	20.0	-1.5	30.0
Isopropyl acetate	Ave	0.2452	0.2258		18.4	20.0	-7.9	30.0
1,2-Dichloroethane	Ave	0.6199	0.5466	0.1000	17.6	20.0	-11.8	30.0
n-Heptane	Ave	0.0892	0.0827		18.5	20.0	-7.3	30.0
n-Butanol	Ave	2.135	1.994		467	500	-6.6	30.0
Trichloroethene	Ave	0.4344	0.4076	0.2000	18.8	20.0	-6.2	30.0
Methylcyclohexane	Ave	0.6680	0.6063	0.1000	18.2	20.0	-9.2	30.0
Ethyl acrylate	Ave	0.0612	0.0528		17.3	20.0	-13.6	30.0
1,2-Dichloropropane	Ave	0.4658	0.4108	0.1000	17.6	20.0	-11.8	30.0
Methyl methacrylate	Ave	0.0977	0.0921		37.7	40.0	-5.8	30.0
1,4-Dioxane	Ave	1.504	1.476		392	400	-1.9	30.0
Dibromomethane	Ave	0.2805	0.2487		17.7	20.0	-11.3	30.0
n-Propyl acetate	Ave	0.6274	0.5385		17.2	20.0	-14.2	30.0
Bromodichloromethane	Ave	0.5834	0.5306	0.2000	18.2	20.0	-9.1	30.0
2-Nitropropane	Ave	0.1307	0.1000		30.6	40.0	-23.5	30.0
2-Chloroethyl vinyl ether	Ave	0.2739	0.2405		17.6	20.0	-12.2	30.0
Epichlorohydrin	Ave	0.3441	0.4061		23.6	20.0	18.0	30.0
cis-1,3-Dichloropropene	Ave	1.004	0.8934	0.2000	17.8	20.0	-11.0	30.0
MIBK	Ave	1.450	1.382	0.0500	95.3	100	-4.7	30.0
Toluene	Ave	2.416	2.249	0.4000	18.6	20.0	-6.9	30.0
trans-1,3-Dichloropropene	Ave	0.9029	0.8076	0.1000	17.9	20.0	-10.6	30.0
Ethyl methacrylate	Ave	0.8220	0.7293		17.7	20.0	-11.3	30.0
1,1,2-Trichloroethane	Ave	0.4573	0.4274	0.1000	18.7	20.0	-6.5	30.0

FORM VII
GC/MS VOA CONTINUING CALIBRATION DATA

Lab Name: Eurofins Edison Job No.: 460-266280-1

SDG No.:

Lab Sample ID: ICV 460-864234/14 Calibration Date: 09/01/2022 12:45

Instrument ID: CVOAMS17 Calib Start Date: 09/01/2022 08:57

GC Column: DB-624 ID: 0.18(mm) Calib End Date: 09/01/2022 11:22

Lab File ID: TT59901.D Conc. Units: ug/L Heated Purge: (Y/N) N

ANALYTE	CURVE TYPE	AVE RRF	RRF	MIN RRF	CALC AMOUNT	SPIKE AMOUNT	%D	MAX %D
Tetrachloroethene	Ave	0.5394	0.5414	0.2000	20.1	20.0	0.4	30.0
1,3-Dichloropropane	Ave	0.8671	0.7814		18.0	20.0	-9.9	30.0
2-Hexanone	Ave	2.462	2.257	0.0500	91.7	100	-8.3	30.0
n-Butyl acetate	Ave	1.060	0.9294		17.5	20.0	-12.3	30.0
Dibromochloromethane	Ave	0.5717	0.5214	0.1000	18.2	20.0	-8.8	30.0
Ethylene Dibromide	Ave	0.5068	0.4646	0.1000	18.3	20.0	-8.3	30.0
Chlorobenzene	Ave	1.493	1.401	0.5000	18.8	20.0	-6.1	30.0
Ethylbenzene	Ave	0.8322	0.7953	0.1000	19.1	20.0	-4.4	30.0
1,1,1,2-Tetrachloroethane	Ave	0.6057	0.5695		18.8	20.0	-6.0	30.0
m-Xylene & p-Xylene	Ave	1.028	0.9712	0.1000	18.9	20.0	-5.5	30.0
o-Xylene	Ave	1.074	1.002	0.3000	18.7	20.0	-6.7	30.0
n-Butyl acrylate	Ave	0.5432	0.5039		18.6	20.0	-7.2	30.0
Styrene	Ave	1.715	1.566	0.3000	18.3	20.0	-8.7	30.0
Bromoform	Ave	0.3825	0.3360	0.1000	17.6	20.0	-12.2	30.0
Amyl acetate (mixed isomers)	Ave	2.456	2.145		17.5	20.0	-12.7	30.0
Isopropylbenzene	Ave	2.709	2.641	0.1000	19.5	20.0	-2.5	30.0
Bromobenzene	Ave	1.139	1.054		18.5	20.0	-7.5	30.0
1,1,2,2-Tetrachloroethane	Ave	1.334	1.209	0.3000	18.1	20.0	-9.4	30.0
N-Propylbenzene	Ave	5.908	5.771		19.5	20.0	-2.3	30.0
1,2,3-Trichloropropane	Ave	0.3830	0.3267		17.1	20.0	-14.7	30.0
trans-1,4-Dichloro-2-butene	Ave	0.3752	0.3325		17.7	20.0	-11.4	30.0
2-Chlorotoluene	Ave	4.117	3.877		18.8	20.0	-5.8	30.0
4-Ethyltoluene	Ave	4.786	4.691		19.6	20.0	-2.0	30.0
1,3,5-Trimethylbenzene	Ave	4.142	3.912		18.9	20.0	-5.6	30.0
4-Chlorotoluene	Ave	4.098	3.812		18.6	20.0	-7.0	30.0
Butyl Methacrylate	Ave	1.636	1.544		18.9	20.0	-5.6	30.0
tert-Butylbenzene	Ave	3.161	3.021		19.1	20.0	-4.4	30.0
1,2,4-Trimethylbenzene	Ave	4.368	4.087		18.7	20.0	-6.4	30.0
sec-Butylbenzene	Ave	5.172	5.048		19.5	20.0	-2.4	30.0
1,3-Dichlorobenzene	Ave	2.228	2.125	0.6000	19.1	20.0	-4.6	30.0
4-Isopropyltoluene	Ave	4.378	4.233		19.3	20.0	-3.3	30.0
1,4-Dichlorobenzene	Ave	2.264	2.123	0.5000	18.8	20.0	-6.2	30.0
1,2,3-Trimethylbenzene	Ave	4.512	4.331		19.2	20.0	-4.0	30.0
Benzyl chloride	Ave	2.666	2.678		20.1	20.0	0.4	30.0
Indan	Ave	4.233	4.116		19.4	20.0	-2.8	30.0
p-Diethylbenzene	Ave	2.369	2.759		23.3	20.0	16.5	30.0
n-Butylbenzene	Ave	2.549	2.451		19.2	20.0	-3.9	30.0
1,2-Dichlorobenzene	Ave	2.243	2.145	0.4000	19.1	20.0	-4.4	30.0
1,2,4,5-Tetramethylbenzene	Ave	4.349	4.192		19.3	20.0	-3.6	30.0
1,2-Dibromo-3-Chloropropane	Ave	0.2699	0.2337	0.0500	17.3	20.0	-13.4	30.0
1,3,5-Trichlorobenzene	Ave	1.781	1.773		19.9	20.0	-0.4	30.0

FORM VII
GC/MS VOA CONTINUING CALIBRATION DATA

Lab Name: Eurofins Edison Job No.: 460-266280-1

SDG No.:

Lab Sample ID: ICV 460-864234/14 Calibration Date: 09/01/2022 12:45

Instrument ID: CVOAMS17 Calib Start Date: 09/01/2022 08:57

GC Column: DB-624 ID: 0.18(mm) Calib End Date: 09/01/2022 11:22

Lab File ID: TT59901.D Conc. Units: ug/L Heated Purge: (Y/N) N

ANALYTE	CURVE TYPE	AVE RRF	RRF	MIN RRF	CALC AMOUNT	SPIKE AMOUNT	%D	MAX %D
1,2,4-Trichlorobenzene	Ave	1.675	1.637	0.2000	19.5	20.0	-2.3	30.0
Hexachlorobutadiene	Ave	0.7395	0.7557		20.4	20.0	2.2	30.0
Naphthalene	Ave	4.154	3.901		18.8	20.0	-6.1	30.0
1,2,3-Trichlorobenzene	Ave	1.593	1.482		18.6	20.0	-6.9	30.0
Dibromofluoromethane (Surr)	Ave	0.2591	0.2617		50.5	50.0	1.0	30.0
1,2-Dichloroethane-d4 (Surr)	Ave	0.3253	0.3124		48.0	50.0	-4.0	30.0
Toluene-d8 (Surr)	Ave	1.288	1.296		50.3	50.0	0.6	30.0
Bromofluorobenzene	Ave	0.3886	0.3898		50.2	50.0	0.3	30.0

Eurofins Edison
Target Compound Quantitation Report

Data File: \\chromfs\Edison\ChromData\CVOAMS17\20220901-149891.b\TT59901.D
Lims ID: ICV
Client ID:
Sample Type: ICV
Inject. Date: 01-Sep-2022 12:45:30 ALS Bottle#: 13 Worklist Smp#: 14
Purge Vol: 5.000 mL Dil. Factor: 1.0000
Sample Info: ICV
Misc. Info.: 460-0149891-014
Operator ID: Instrument ID: CVOAMS17
Sublist:

Method: \\chromfs\Edison\ChromData\CVOAMS17\20220901-149891.b\8260W_17.m
Limit Group: VOA - 8260D Water and Solid
Last Update: 02-Sep-2022 15:30:17 Calib Date: 01-Sep-2022 11:22:30
Integrator: RTE ID Type: Deconvolution ID
Quant Method: Internal Standard Quant By: Initial Calibration
Last ICal File: \\chromfs\Edison\ChromData\CVOAMS17\20220901-149891.b\TT59897.D

Column 1 : DB-624 (0.18 mm) Det: MS Quad
Process Host: CTX1631

First Level Reviewer: FK2C Date: 01-Sep-2022 13:07:07

Compound	Sig	RT (min.)	Exp RT (min.)	Dlt RT (min.)	Q	Response	Cal Amt ug/l	OnCol Amt ug/l	Flags
1 Monochloropentafluoroethane	119	1.177	1.177	0.000	33	5180	20.0	16.8	
3 Chlorotrifluoroethene	116	1.257	1.257	0.000	54	19823	20.0	12.8	
2 1,1-Difluoroethane	65	1.269	1.263	0.006	98	50917	20.0	19.3	
4 Dichlorodifluoromethane	85	1.281	1.275	0.006	65	110380	20.0	18.6	
5 Chlorodifluoromethane	67	1.299	1.293	0.006	97	20590	20.0	19.4	a
6 Chloromethane	50	1.433	1.427	0.006	99	157792	20.0	17.9	
7 Vinyl chloride	62	1.507	1.501	0.006	98	145956	20.0	22.4	
8 Butadiene	54	1.513	1.507	0.006	98	130071	20.0	19.1	
9 Bromomethane	94	1.750	1.744	0.006	99	93739	20.0	24.8	
10 Chloroethane	64	1.799	1.793	0.006	100	76799	20.0	18.4	
11 Dichlorofluoromethane	67	1.964	1.958	0.006	98	196768	20.0	18.6	
13 Pentane	72	1.970	1.964	0.006	96	30240	40.0	38.4	
12 Trichlorofluoromethane	101	1.976	1.970	0.006	55	148580	20.0	20.8	
14 Ethanol	46	2.135	2.122	0.013	76	8744	800.0	843.9	
15 Ethyl ether	74	2.135	2.128	0.007	93	52597	20.0	17.6	
16 2-Methyl-1,3-butadiene	53	2.153	2.147	0.006	98	94308	20.0	21.7	
17 1,2-Dichloro-1,1,2-trifluoroetha	117	2.196	2.196	0.000	89	80454	20.0	19.6	
18 1,1,1-Trifluoro-2,2-dichloroetha	83	2.250	2.238	0.012	92	136385	20.0	20.1	a
19 Acrolein	56	2.293	2.287	0.006	52	16893	40.1	59.3	
20 1,1,2-Trichloro-1,2,2-trifluoroe	101	2.305	2.299	0.006	92	79331	20.0	17.7	
21 1,1-Dichloroethene	96	2.317	2.311	0.006	96	83980	20.0	19.1	
22 Acetone	43	2.403	2.397	0.006	86	126367	100.0	80.7	
23 Iodomethane	142	2.458	2.452	0.006	100	146589	20.0	17.9	
25 Isopropyl alcohol	45	2.494	2.476	0.018	96	26842	200.0	165.9	a
24 Carbon disulfide	76	2.482	2.476	0.006	100	333070	20.0	17.8	
26 3-Chloro-1-propene	76	2.598	2.592	0.006	94	61292	20.0	18.2	
28 Cyclopentene	67	2.610	2.604	0.006	90	235130	20.0	20.2	
27 Methyl acetate	43	2.610	2.604	0.006	62	130265	40.0	34.6	
29 Acetonitrile	40	2.677	2.671	0.006	92	43422	200.0	159.8	M
30 Methylene Chloride	84	2.714	2.708	0.006	97	103474	20.0	17.5	

Compound	Sig	RT (min.)	Exp RT (min.)	Dlt RT (min.)	Q	Response	Cal Amt ug/l	OnCol Amt ug/l	Flags
* 31 TBA-d9 (IS)	66	2.726	2.726	0.000	0	41756	1000.0	1000.0	
32 2-Methyl-2-propanol	59	2.787	2.793	-0.006	94	86056	200.0	177.1	a
33 Methyl tert-butyl ether	73	2.860	2.854	0.006	97	272566	20.0	18.5	
34 trans-1,2-Dichloroethene	96	2.878	2.872	0.006	98	93745	20.0	18.7	
35 Acrylonitrile	53	2.951	2.945	0.006	93	342470	200.0	176.9	
36 Hexane	57	3.012	3.006	0.006	93	104037	20.0	16.6	
37 Isopropyl ether	45	3.214	3.208	0.006	93	336679	20.0	18.4	
38 1,1-Dichloroethane	63	3.238	3.232	0.006	99	175113	20.0	18.1	
39 Vinyl acetate	86	3.256	3.250	0.006	100	34668	40.0	39.3	
40 2-Chloro-1,3-butadiene	88	3.275	3.275	0.000	93	82566	20.0	19.4	
41 Tert-butyl ethyl ether	59	3.500	3.500	0.000	88	323845	20.0	19.2	
* 42 2-Butanone-d5	46	3.689	3.689	0.000	0	319607	250.0	250.0	
43 2,2-Dichloropropane	97	3.701	3.695	0.006	91	35143	20.0	17.5	
44 cis-1,2-Dichloroethene	96	3.714	3.714	0.000	94	104530	20.0	19.2	
46 Ethyl acetate	70	3.738	3.732	0.006	96	17805	40.0	37.5	
45 2-Butanone (MEK)	72	3.738	3.738	0.000	95	46922	100.0	88.2	
47 Methyl acrylate	55	3.787	3.787	0.000	98	77836	20.0	17.1	a
48 Propionitrile	54	3.866	3.866	0.000	98	118770	200.0	194.1	
49 Chlorobromomethane	128	3.927	3.921	0.006	94	48626	20.0	18.4	
50 Tetrahydrofuran	72	3.933	3.927	0.006	54	22101	40.0	35.0	
51 Methacrylonitrile	67	3.951	3.951	0.000	94	359829	200.0	185.4	
52 Chloroform	83	3.976	3.976	0.000	98	170356	20.0	18.7	
53 Cyclohexane	84	4.091	4.091	0.000	94	122910	20.0	18.7	
54 1,1,1-Trichloroethane	97	4.110	4.104	0.006	98	146986	20.0	19.1	
$ 55 Dibromofluoromethane (Surr)	113	4.122	4.122	0.000	96	149067	50.0	50.5	
56 Carbon tetrachloride	117	4.213	4.213	0.000	97	122634	20.0	18.8	
57 1,1-Dichloropropene	75	4.244	4.244	0.000	95	126836	20.0	19.0	
58 Isobutyl alcohol	43	4.396	4.390	0.006	43	131448	500.0	437.2	a
59 Isooctane	57	4.402	4.402	0.000	97	297199	20.0	17.3	
60 Benzene	78	4.433	4.427	0.006	97	362506	20.0	18.8	
$ 61 1,2-Dichloroethane-d4 (Surr)	65	4.451	4.445	0.006	0	177976	50.0	48.0	
62 Tert-amyl methyl ether	73	4.500	4.494	0.006	77	337948	20.0	19.7	
63 Isopropyl acetate	61	4.506	4.506	0.000	92	51453	20.0	18.4	
64 1,2-Dichloroethane	62	4.524	4.518	0.006	97	124556	20.0	17.6	
65 n-Heptane	100	4.579	4.585	-0.006	96	18843	20.0	18.5	
* 66 Fluorobenzene	96	4.707	4.701	0.006	98	569695	50.0	50.0	
67 n-Butanol	56	5.030	5.024	0.006	59	41623	500.0	466.8	
68 Trichloroethene	95	5.043	5.043	0.000	96	92878	20.0	18.8	
69 Methylcyclohexane	83	5.152	5.152	0.000	91	138161	20.0	18.2	
70 Ethyl acrylate	99	5.164	5.171	-0.007	97	12038	20.0	17.3	
71 1,2-Dichloropropane	63	5.317	5.317	0.000	89	93602	20.0	17.6	
* 72 1,4-Dioxane-d8	96	5.384	5.384	0.000	0	20484	1000.0	1000.0	
73 Methyl methacrylate	100	5.408	5.402	0.006	91	41956	40.0	37.7	
75 1,4-Dioxane	88	5.439	5.439	0.000	39	12090	400.0	392.3	
74 Dibromomethane	93	5.439	5.439	0.000	95	56674	20.0	17.7	
76 n-Propyl acetate	43	5.463	5.463	0.000	99	122713	20.0	17.2	
77 Dichlorobromomethane	83	5.591	5.591	0.000	99	120911	20.0	18.2	
78 2-Nitropropane	41	5.920	5.920	0.000	82	45575	40.0	30.6	
79 2-Chloroethyl vinyl ether	63	5.926	5.926	0.000	82	54795	20.0	17.6	
80 Epichlorohydrin	57	6.030	6.024	0.006	92	10383	20.0	23.6	a
81 cis-1,3-Dichloropropene	75	6.073	6.073	0.000	95	139298	20.0	17.8	
82 4-Methyl-2-pentanone (MIBK)	58	6.244	6.244	0.000	98	176712	100.0	95.3	

Compound	Sig	RT (min.)	Exp RT (min.)	Dlt RT (min.)	Q	Response	Cal Amt ug/l	OnCol Amt ug/l	Flags
$ 83 Toluene-d8 (Surr)	98	6.304	6.304	0.000	98	505114	50.0	50.3	
84 Toluene	91	6.378	6.378	0.000	93	350637	20.0	18.6	
85 trans-1,3-Dichloropropene	75	6.731	6.731	0.000	98	125916	20.0	17.9	
86 Ethyl methacrylate	69	6.774	6.774	0.000	90	113706	20.0	17.7	
87 1,1,2-Trichloroethane	83	6.938	6.938	0.000	96	66637	20.0	18.7	
88 Tetrachloroethene	166	6.969	6.969	0.000	95	84409	20.0	20.1	
89 1,3-Dichloropropane	76	7.140	7.140	0.000	95	121826	20.0	18.0	
90 2-Hexanone	43	7.219	7.219	0.000	97	288596	100.0	91.7	
91 n-Butyl acetate	43	7.341	7.335	0.006	98	144905	20.0	17.5	
92 Chlorodibromomethane	129	7.365	7.359	0.006	98	81301	20.0	18.2	
93 Ethylene Dibromide	107	7.505	7.505	0.000	97	72438	20.0	18.3	
* 94 Chlorobenzene-d5	117	8.042	8.042	0.000	90	389784	50.0	50.0	
95 Chlorobenzene	112	8.079	8.079	0.001	92	218434	20.0	18.8	
96 Ethylbenzene	106	8.188	8.188	0.000	99	123995	20.0	19.1	
97 1,1,1,2-Tetrachloroethane	131	8.207	8.207	0.000	94	88798	20.0	18.8	
98 m-Xylene & p-Xylene	106	8.347	8.347	0.000	0	151430	20.0	18.9	
99 o-Xylene	106	8.865	8.859	0.006	92	156265	20.0	18.7	
100 n-Butyl acrylate	73	8.877	8.877	0.000	96	78569	20.0	18.6	
101 Styrene	104	8.902	8.902	0.000	93	244206	20.0	18.3	
102 Bromoform	173	9.158	9.158	0.000	94	52383	20.0	17.6	
103 Amyl acetate (mixed isomers)	43	9.182	9.182	0.000	90	193100	20.0	17.5	
104 Isopropylbenzene	105	9.328	9.328	0.000	97	411814	20.0	19.5	
$ 105 4-Bromofluorobenzene	174	9.560	9.560	0.000	86	151942	50.0	50.2	
106 Bromobenzene	156	9.706	9.706	0.000	96	94871	20.0	18.5	
107 1,1,2,2-Tetrachloroethane	83	9.792	9.785	0.007	99	108819	20.0	18.1	
108 N-Propylbenzene	91	9.810	9.804	0.006	98	519557	20.0	19.5	
109 1,2,3-Trichloropropane	110	9.834	9.834	0.000	96	29413	20.0	17.1	
110 trans-1,4-Dichloro-2-butene	53	9.865	9.865	0.000	89	29935	20.0	17.7	a
111 2-Chlorotoluene	91	9.914	9.914	0.000	97	349075	20.0	18.8	
112 4-Ethyltoluene	105	9.938	9.938	0.000	98	422337	20.0	19.6	
113 1,3,5-Trimethylbenzene	105	10.017	10.017	0.000	92	352212	20.0	18.9	
114 4-Chlorotoluene	91	10.048	10.048	0.000	99	343176	20.0	18.6	
115 Butyl Methacrylate	87	10.151	10.151	0.000	94	138998	20.0	18.9	
116 tert-Butylbenzene	119	10.334	10.334	0.000	92	271950	20.0	19.1	
117 1,2,4-Trimethylbenzene	105	10.401	10.401	0.000	98	367981	20.0	18.7	
118 sec-Butylbenzene	105	10.554	10.554	0.000	99	454518	20.0	19.5	
119 1,3-Dichlorobenzene	146	10.682	10.682	0.000	95	191350	20.0	19.1	
120 4-Isopropyltoluene	119	10.700	10.700	0.000	97	381152	20.0	19.3	
* 121 1,4-Dichlorobenzene-d4	152	10.755	10.755	0.000	97	225085	50.0	50.0	
122 1,4-Dichlorobenzene	146	10.779	10.779	0.000	94	191133	20.0	18.8	
123 1,2,3-Trimethylbenzene	105	10.810	10.810	0.000	99	389906	20.0	19.2	
124 Benzyl chloride	91	10.926	10.926	0.000	98	241080	20.0	20.1	
125 2,3-Dihydroindene	117	10.986	10.986	0.000	95	370583	20.0	19.4	
126 p-Diethylbenzene	119	11.060	11.060	0.000	91	248422	20.0	23.3	
127 n-Butylbenzene	92	11.078	11.084	-0.006	97	220644	20.0	19.2	
128 1,2-Dichlorobenzene	146	11.121	11.121	0.000	94	193125	20.0	19.1	
129 1,2,4,5-Tetramethylbenzene	119	11.736	11.736	0.000	96	377460	20.0	19.3	
130 1,2-Dibromo-3-Chloropropane	157	11.822	11.822	0.000	96	21040	20.0	17.3	
131 1,3,5-Trichlorobenzene	180	11.938	11.938	0.000	97	159625	20.0	19.9	
132 1,2,4-Trichlorobenzene	180	12.437	12.437	0.000	94	147372	20.0	19.5	
133 Hexachlorobutadiene	225	12.529	12.529	0.000	94	68040	20.0	20.4	
134 Naphthalene	128	12.633	12.633	0.000	99	351178	20.0	18.8	

Compound	Sig	RT (min.)	Exp RT (min.)	Dlt RT (min.)	Q	Response	Cal Amt ug/l	OnCol Amt ug/l	Flags
135 1,2,3-Trichlorobenzene	180	12.815	12.815	0.000	94	133466	20.0	18.6	
S 136 1,2-Dichloroethene, Total	100				0		40.0	37.9	
S 137 Xylenes, Total	100				0		40.0	37.6	
S 139 1,3-Dichloropropene, Total	1				0		40.0	35.7	
S 140 Total BTEX	1				0		100.0	94.0	

QC Flag Legend

Processing Flags
Review Flags
M - Manually Integrated
a - User Assigned ID

Reagents:

8260 SP_00157	Amount Added:	20.00	Units: uL	
GAS C SP_00477	Amount Added:	20.00	Units: uL	
8FreonsSS_00048	Amount Added:	20.00	Units: uL	
ACROLEIN SP_00141	Amount Added:	4.00	Units: uL	
VOA6IS/SURR_00060	Amount Added:	5.00	Units: uL	Run Reagent

Report Date: 02-Sep-2022 15:30:20 Chrom Revision: 2.3 30-Aug-2022 19:06:20

Eurofins Edison

Data File: \\chromfs\Edison\ChromData\CVOAMS17\20220901-149891.b\TT59901.D

Injection Date: 01-Sep-2022 12:45:30 Instrument ID: CVOAMS17

Lims ID: ICV

Client ID:

Operator ID: ALS Bottle#: 13 Worklist Smp#: 14

Purge Vol: 5.000 mL Dil. Factor: 1.0000

Method: 8260W_17 Limit Group: VOA - 8260D Water and Solid

Column: DB-624 (0.18 mm)

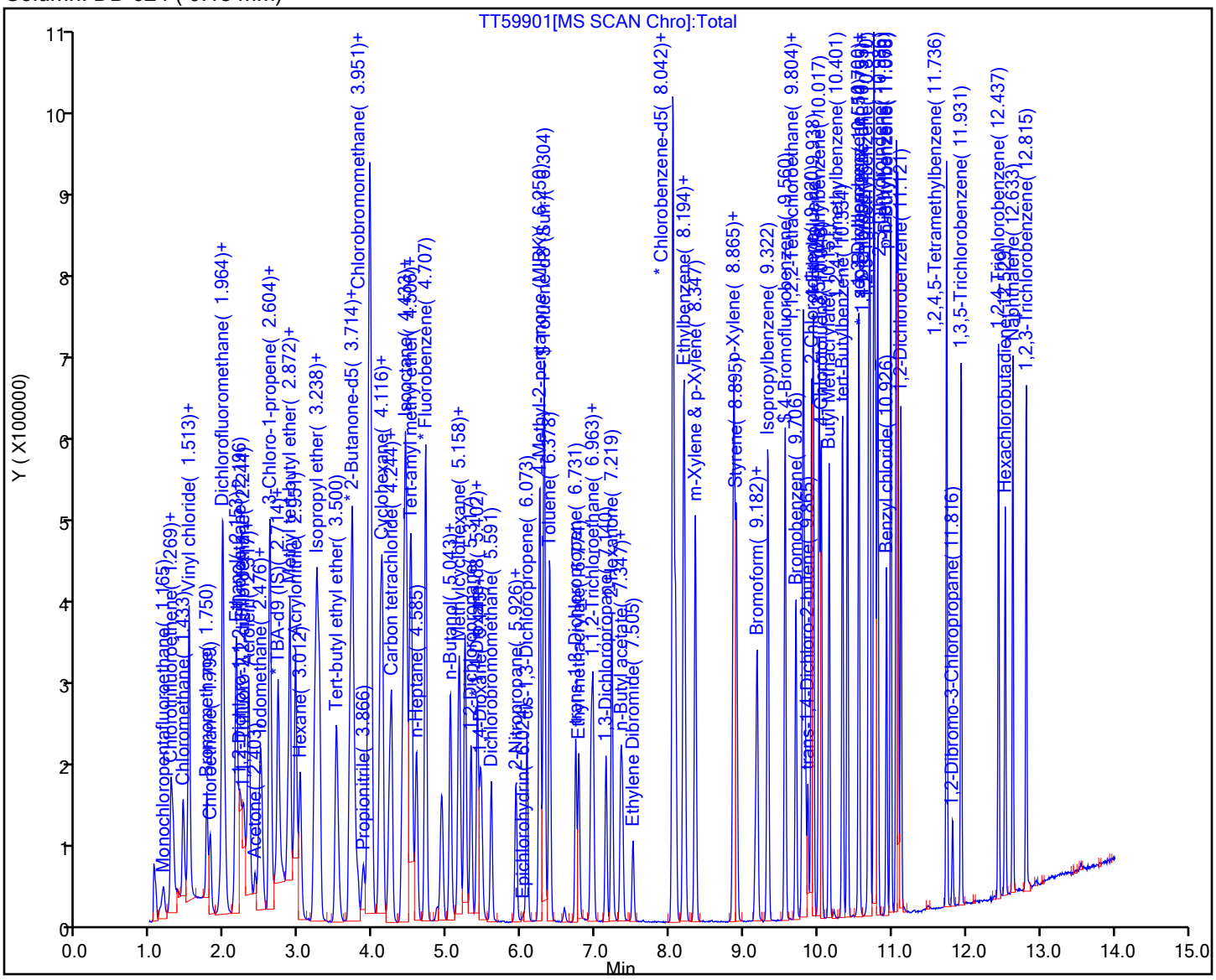

Eurofins Edison

Data File: \\chromfs\Edison\ChromData\CVOAMS17\20220901-149891.b\TT59901.D
Injection Date: 01-Sep-2022 12:45:30 Instrument ID: CVOAMS17
Lims ID: ICV
Client ID:
Operator ID: ALS Bottle#: 13 Worklist Smp#: 14
Purge Vol: 5.000 mL Dil. Factor: 1.0000
Method: 8260W_17 Limit Group: VOA - 8260D Water and Solid
Column: DB-624 (0.18 mm) Detector MS Quad

5 Chlorodifluoromethane, CAS: 75-45-6

Signal: 1

Not Detected
Expected RT: 1.29

Processing Integration Results

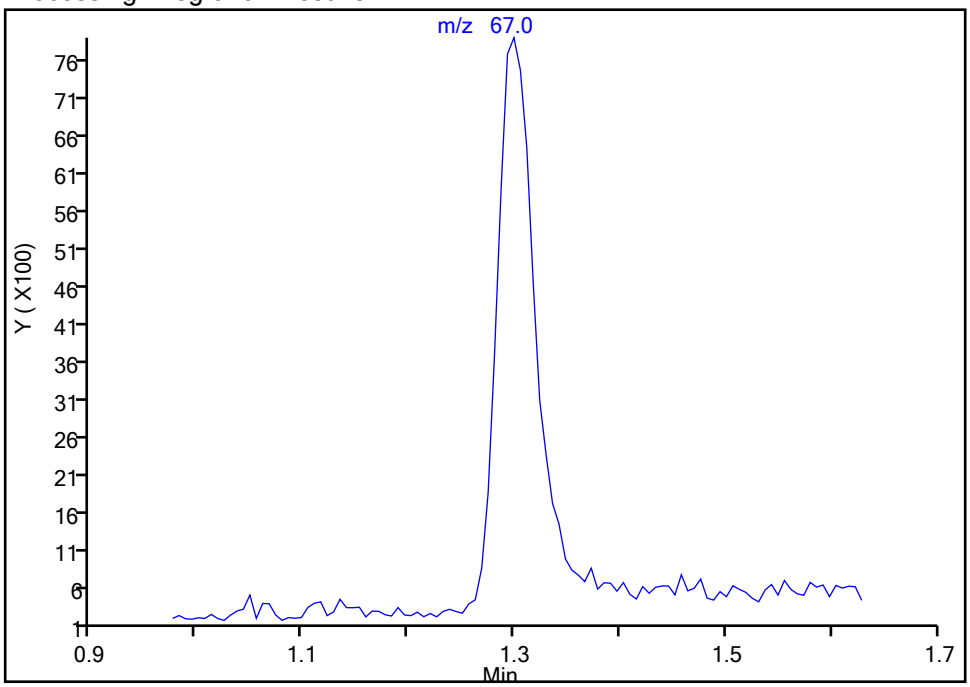

Manual Integration Results

RT: 1.30
Area: 20590
Amount: 19.440695
Amount Units: ug/l

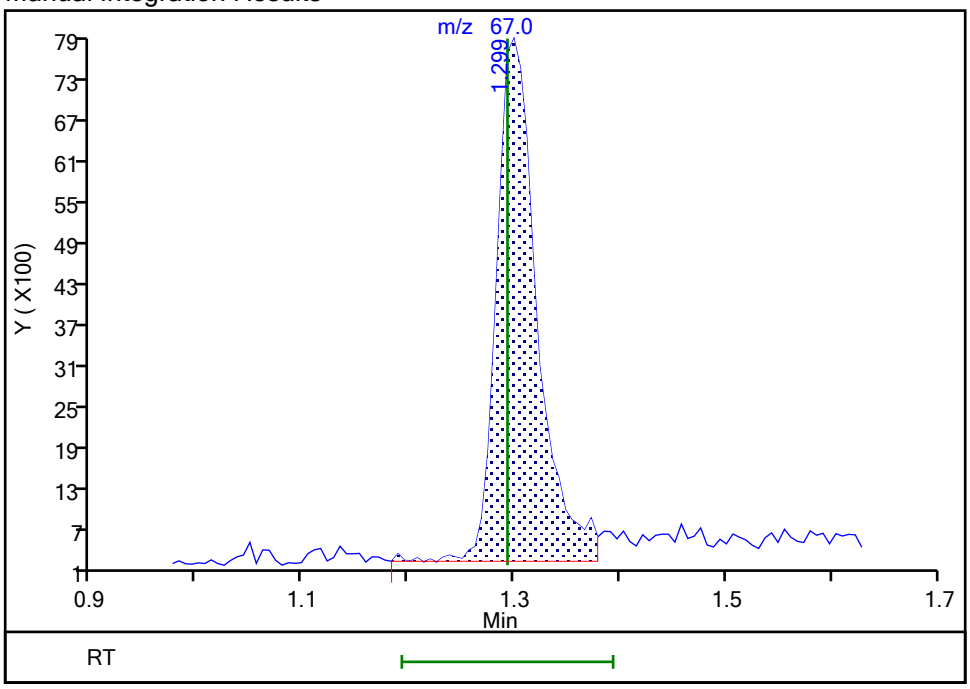

Reviewer: FK2C, 01-Sep-2022 13:05:18
Audit Action: Assigned Compound ID Audit Reason: Peak assignment corrected

Manual Integration/User Assign Peak Report

Eurofins Edison

Data File: \\chromfs\Edison\ChromData\CVOAMS17\20220901-149891.b\TT59901.D
Injection Date: 01-Sep-2022 12:45:30 Instrument ID: CVOAMS17
Lims ID: ICV
Client ID:
Operator ID: ALS Bottle#: 13 Worklist Smp#: 14
Purge Vol: 5.000 mL Dil. Factor: 1.0000
Method: 8260W_17 Limit Group: VOA - 8260D Water and Solid
Column: DB-624 (0.18 mm) Detector MS Quad

18 1,1,1-Trifluoro-2,2-dichloroetha, CAS: 306-83-2

Signal: 1

Not Detected
Expected RT: 2.24

Processing Integration Results

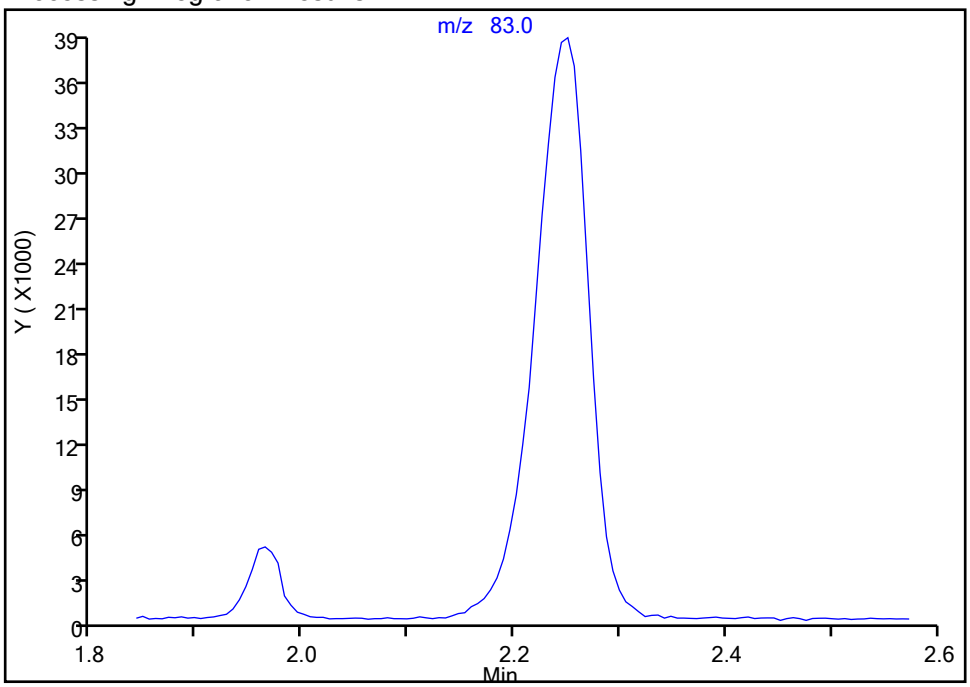

Manual Integration Results

RT: 2.25
Area: 136385
Amount: 20.102667
Amount Units: ug/l

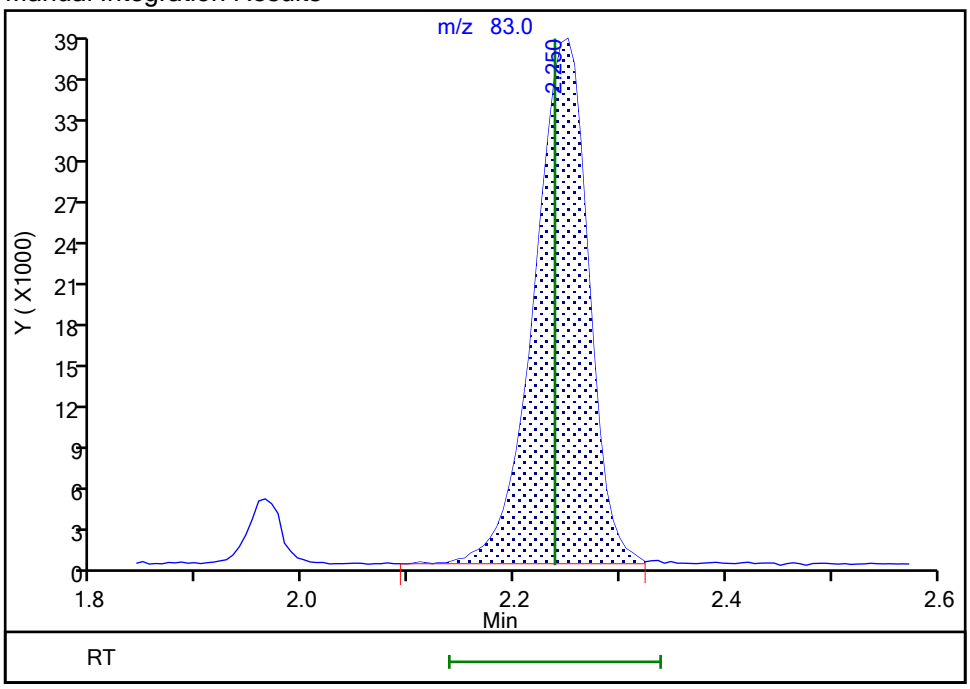

Reviewer: FK2C, 01-Sep-2022 13:05:25
Audit Action: Assigned Compound ID Audit Reason: Peak assignment corrected

Manual Integration/User Assign Peak Report

Eurofins Edison

Data File: \\chromfs\Edison\ChromData\CVOAMS17\20220901-149891.b\TT59901.D
Injection Date: 01-Sep-2022 12:45:30 Instrument ID: CVOAMS17
Lims ID: ICV
Client ID:
Operator ID: ALS Bottle#: 13 Worklist Smp#: 14
Purge Vol: 5.000 mL Dil. Factor: 1.0000
Method: 8260W_17 Limit Group: VOA - 8260D Water and Solid
Column: DB-624 (0.18 mm) Detector MS Quad

25 Isopropyl alcohol, CAS: 67-63-0

Signal: 1

Not Detected
Expected RT: 2.48

Processing Integration Results

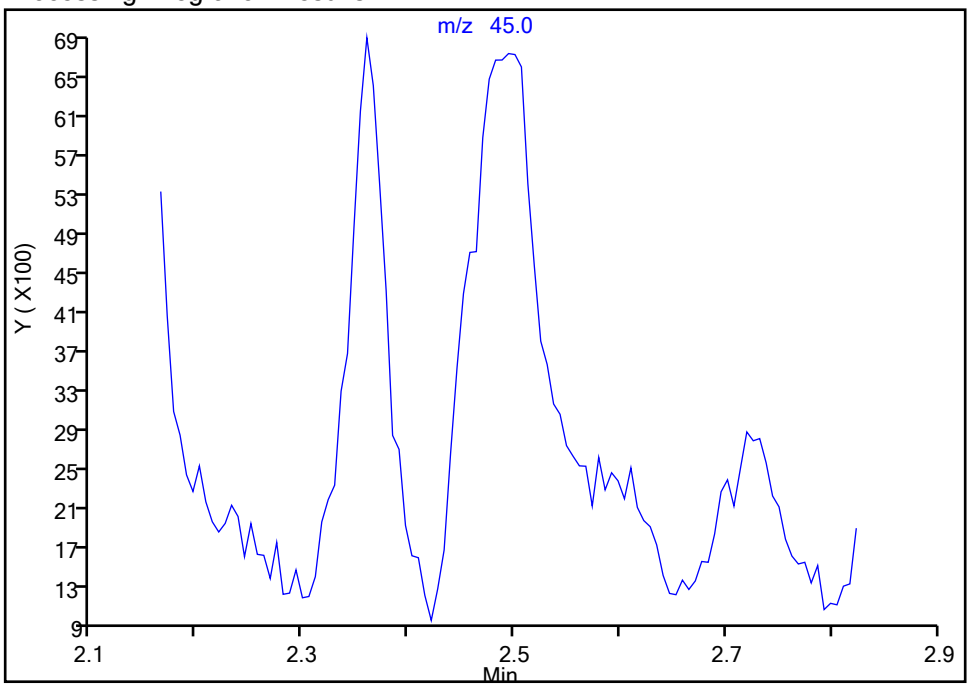

Manual Integration Results

RT: 2.49
Area: 26842
Amount: 165.9060
Amount Units: ug/l

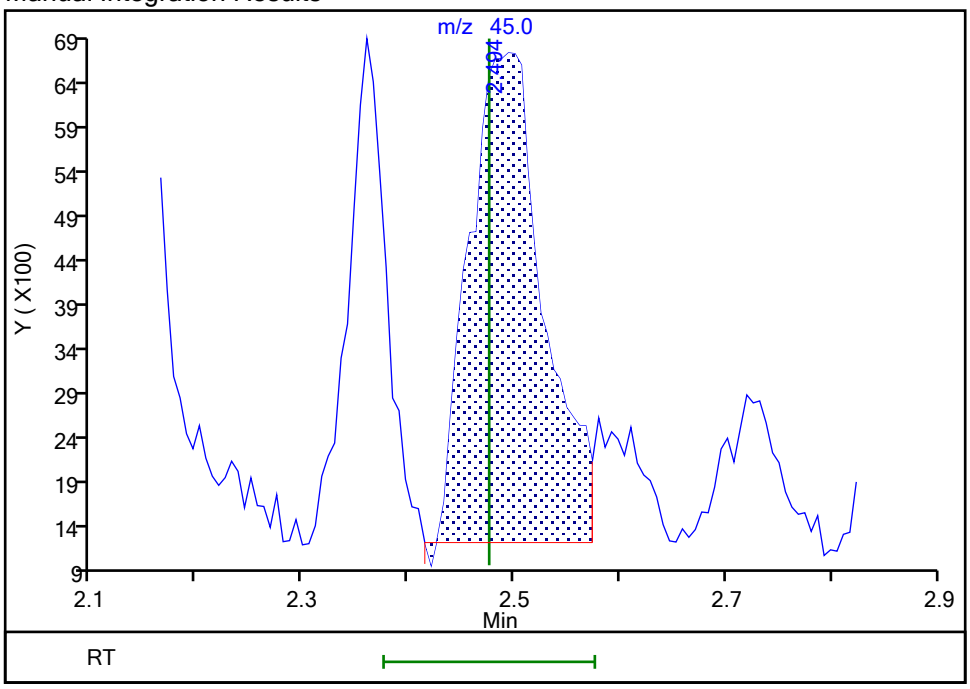

Reviewer: FK2C, 01-Sep-2022 13:05:33
Audit Action: Assigned Compound ID Audit Reason: Peak assignment corrected

Manual Integration/User Assign Peak Report

Eurofins Edison

Data File: \\chromfs\Edison\ChromData\CVOAMS17\20220901-149891.b\TT59901.D
Injection Date: 01-Sep-2022 12:45:30 Instrument ID: CVOAMS17
Lims ID: ICV
Client ID:
Operator ID: ALS Bottle#: 13 Worklist Smp#: 14
Purge Vol: 5.000 mL Dil. Factor: 1.0000
Method: 8260W_17 Limit Group: VOA - 8260D Water and Solid
Column: DB-624 (0.18 mm) Detector MS Quad

29 Acetonitrile, CAS: 75-05-8

Signal: 1

Processing Integration Results

RT: 2.68
Area: 26682
Amount: 99.097544
Amount Units: ug/l

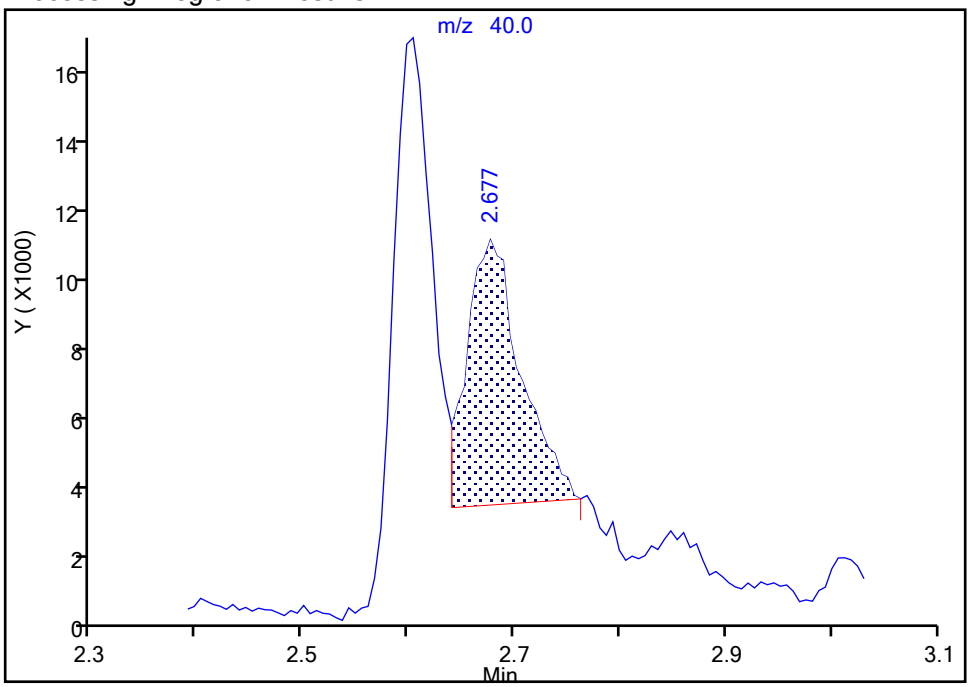

Manual Integration Results

RT: 2.68
Area: 43422
Amount: 159.8147
Amount Units: ug/l

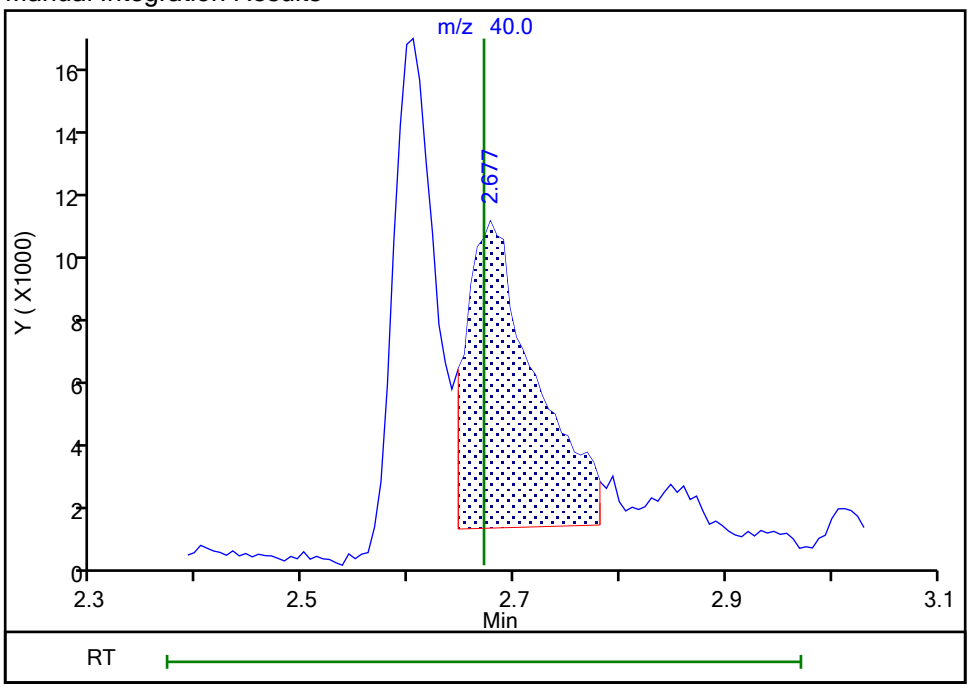

Reviewer: FK2C, 01-Sep-2022 13:34:35
Audit Action: Manually Integrated Audit Reason: Baseline

Manual Integration/User Assign Peak Report

Eurofins Edison

Data File: \\chromfs\Edison\ChromData\CVOAMS17\20220901-149891.b\TT59901.D
Injection Date: 01-Sep-2022 12:45:30 Instrument ID: CVOAMS17
Lims ID: ICV
Client ID:
Operator ID: ALS Bottle#: 13 Worklist Smp#: 14
Purge Vol: 5.000 mL Dil. Factor: 1.0000
Method: 8260W_17 Limit Group: VOA - 8260D Water and Solid
Column: DB-624 (0.18 mm) Detector MS Quad

32 2-Methyl-2-propanol, CAS: 75-65-0

Signal: 1

Not Detected
Expected RT: 2.79

Processing Integration Results

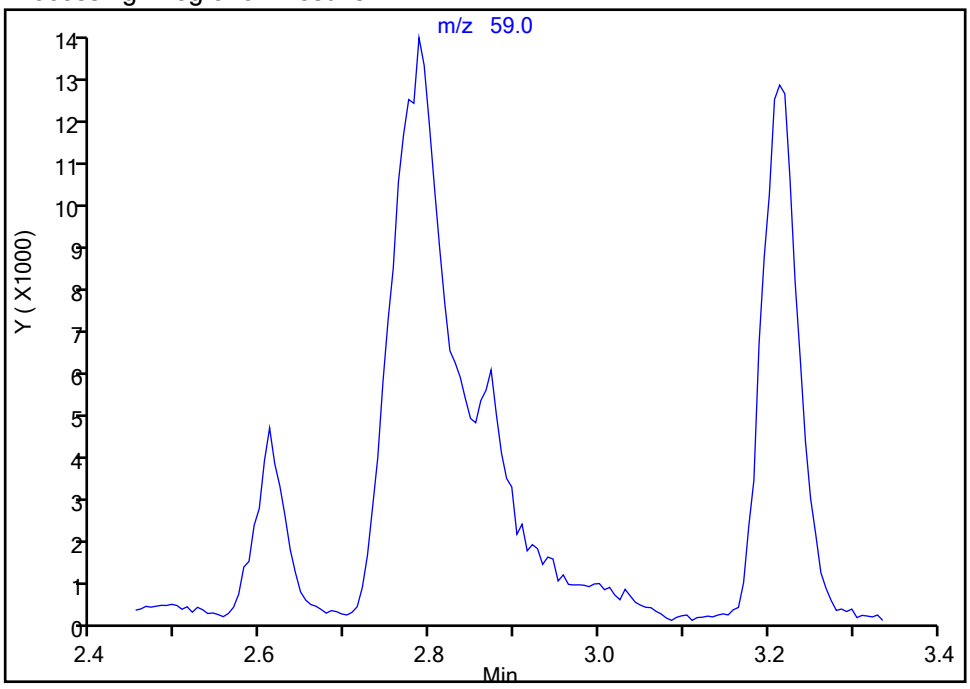

Manual Integration Results

RT: 2.79
Area: 86056
Amount: 177.1120
Amount Units: ug/l

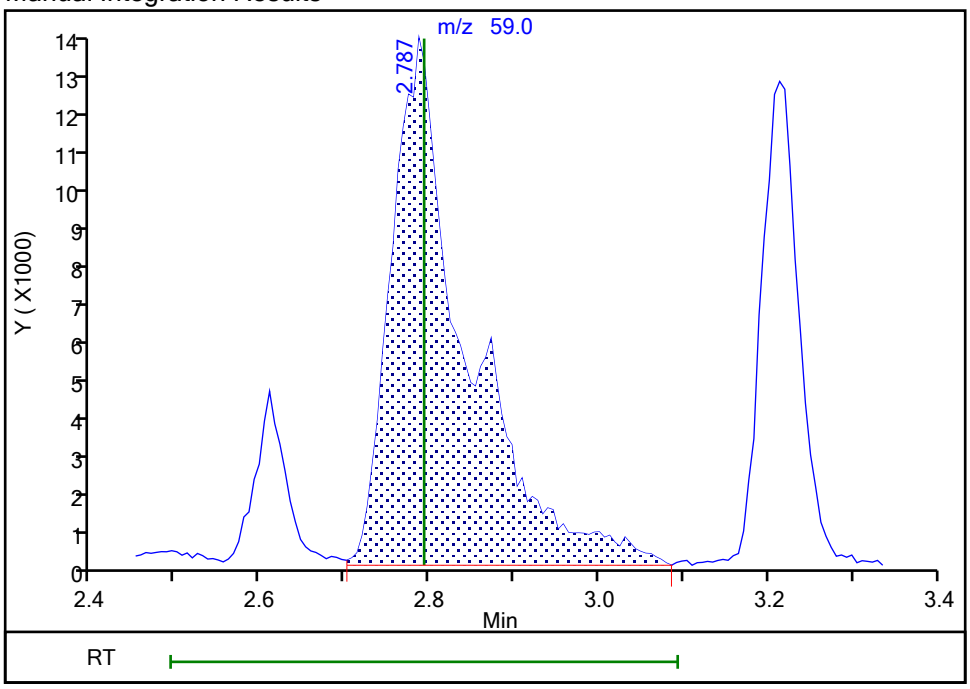

Reviewer: FK2C, 01-Sep-2022 13:05:41
Audit Action: Assigned Compound ID Audit Reason: Peak assignment corrected

Manual Integration/User Assign Peak Report

Eurofins Edison

Data File: \\chromfs\Edison\ChromData\CVOAMS17\20220901-149891.b\TT59901.D
Injection Date: 01-Sep-2022 12:45:30 Instrument ID: CVOAMS17
Lims ID: ICV
Client ID:
Operator ID: ALS Bottle#: 13 Worklist Smp#: 14
Purge Vol: 5.000 mL Dil. Factor: 1.0000
Method: 8260W_17 Limit Group: VOA - 8260D Water and Solid
Column: DB-624 (0.18 mm) Detector MS Quad

47 Methyl acrylate, CAS: 96-33-3

Signal: 1

Not Detected
Expected RT: 3.79

Processing Integration Results

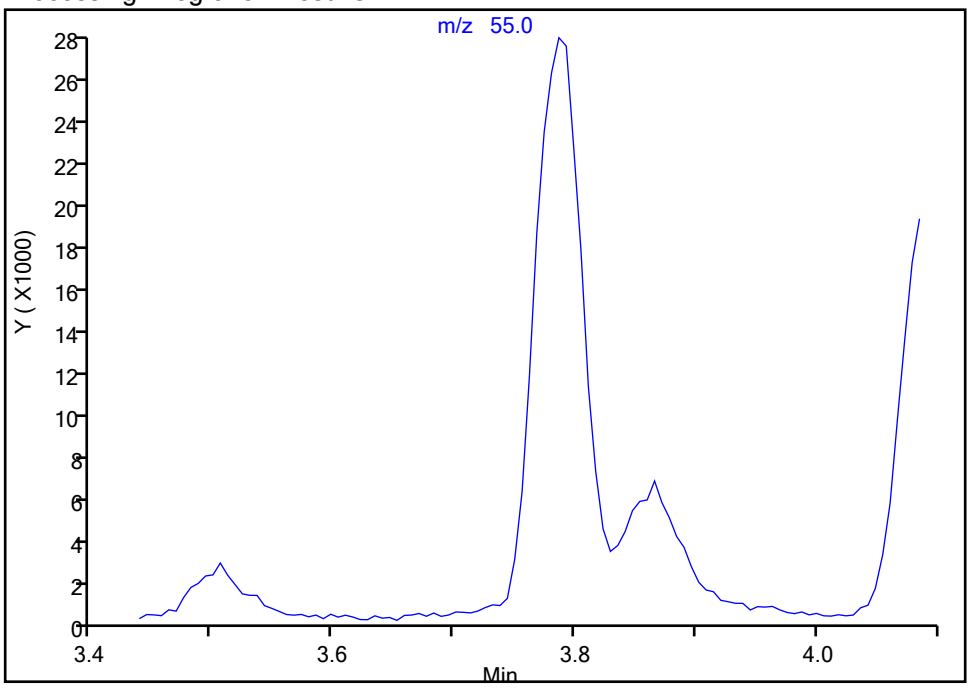

Manual Integration Results

RT: 3.79
Area: 77836
Amount: 17.112288
Amount Units: ug/l

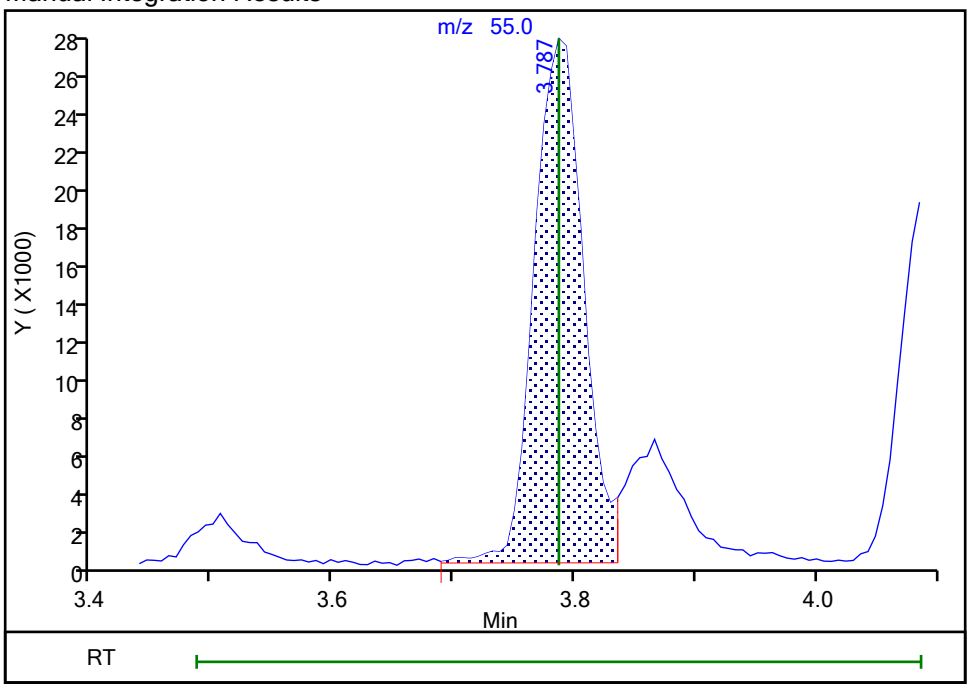

Reviewer: FK2C, 01-Sep-2022 13:05:50
Audit Action: Assigned Compound ID Audit Reason: Peak assignment corrected

Manual Integration/User Assign Peak Report

Eurofins Edison

Data File: \\chromfs\Edison\ChromData\CVOAMS17\20220901-149891.b\TT59901.D
Injection Date: 01-Sep-2022 12:45:30 Instrument ID: CVOAMS17
Lims ID: ICV
Client ID:
Operator ID: ALS Bottle#: 13 Worklist Smp#: 14
Purge Vol: 5.000 mL Dil. Factor: 1.0000
Method: 8260W_17 Limit Group: VOA - 8260D Water and Solid
Column: DB-624 (0.18 mm) Detector MS Quad

58 Isobutyl alcohol, CAS: 78-83-1

Signal: 1

Not Detected
Expected RT: 4.39

Processing Integration Results

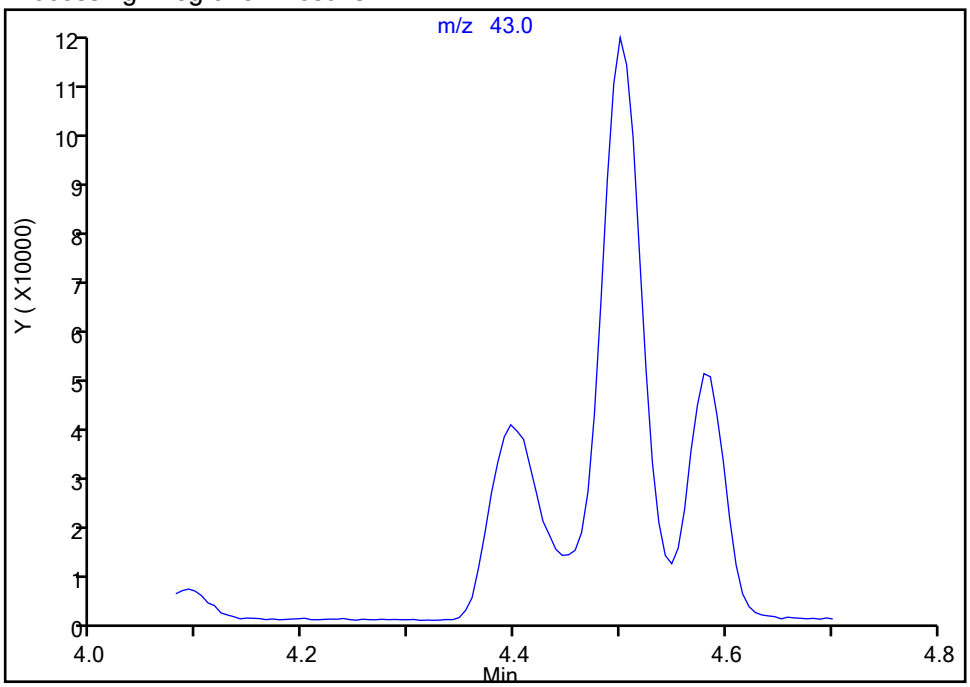

Manual Integration Results

RT: 4.40
Area: 131448
Amount: 437.1569
Amount Units: ug/l

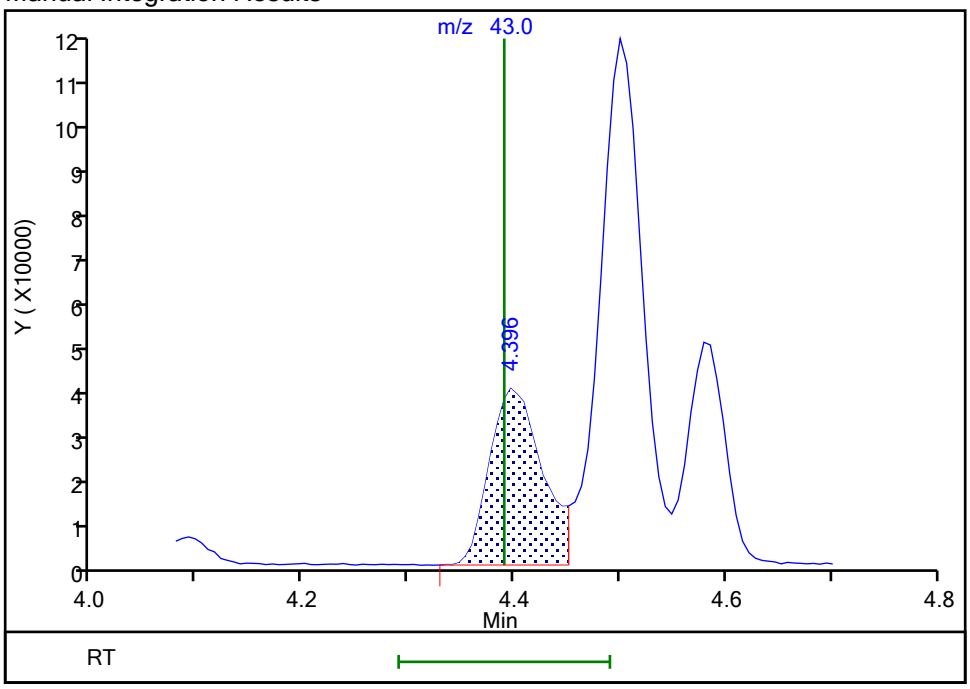

Reviewer: FK2C, 01-Sep-2022 13:06:33
Audit Action: Assigned Compound ID Audit Reason: Peak assignment corrected

Manual Integration/User Assign Peak Report

Eurofins Edison

Data File: \\chromfs\Edison\ChromData\CVOAMS17\20220901-149891.b\TT59901.D
Injection Date: 01-Sep-2022 12:45:30 Instrument ID: CVOAMS17
Lims ID: ICV
Client ID:
Operator ID: ALS Bottle#: 13 Worklist Smp#: 14
Purge Vol: 5.000 mL Dil. Factor: 1.0000
Method: 8260W_17 Limit Group: VOA - 8260D Water and Solid
Column: DB-624 (0.18 mm) Detector MS Quad

80 Epichlorohydrin, CAS: 106-89-8

Signal: 1

Not Detected
Expected RT: 6.02

Processing Integration Results

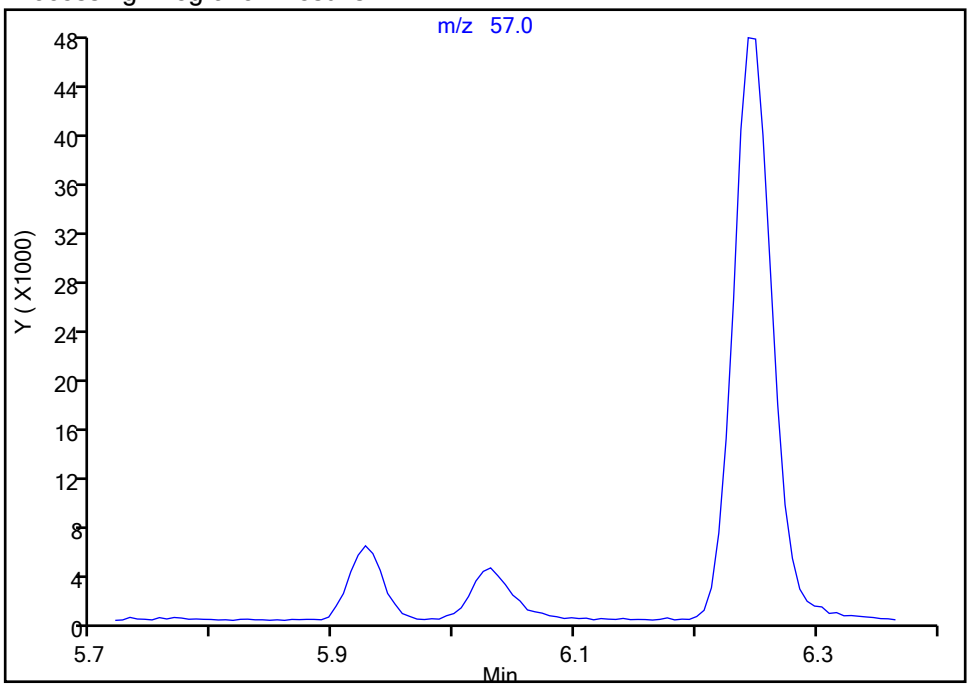

Manual Integration Results

RT: 6.03
Area: 10383
Amount: 23.601939
Amount Units: ug/l

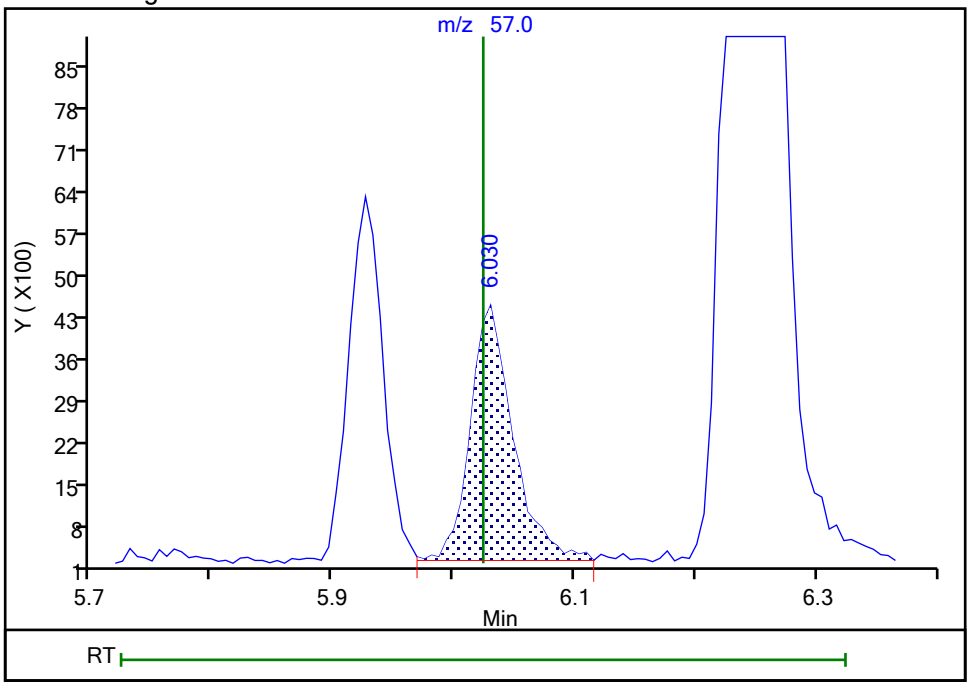

Reviewer: FK2C, 01-Sep-2022 13:06:45
Audit Action: Assigned Compound ID Audit Reason: Peak assignment corrected

Eurofins Edison

Data File: \\chromfs\Edison\ChromData\CVOAMS17\20220901-149891.b\TT59901.D
Injection Date: 01-Sep-2022 12:45:30 Instrument ID: CVOAMS17
Lims ID: ICV
Client ID:
Operator ID: ALS Bottle#: 13 Worklist Smp#: 14
Purge Vol: 5.000 mL Dil. Factor: 1.0000
Method: 8260W_17 Limit Group: VOA - 8260D Water and Solid
Column: DB-624 (0.18 mm) Detector MS Quad

110 trans-1,4-Dichloro-2-butene, CAS: 110-57-6

Signal: 1

Processing Integration Results

RT: 10.16
Area: 2718
Amount: 1.555451
Amount Units: ug/l

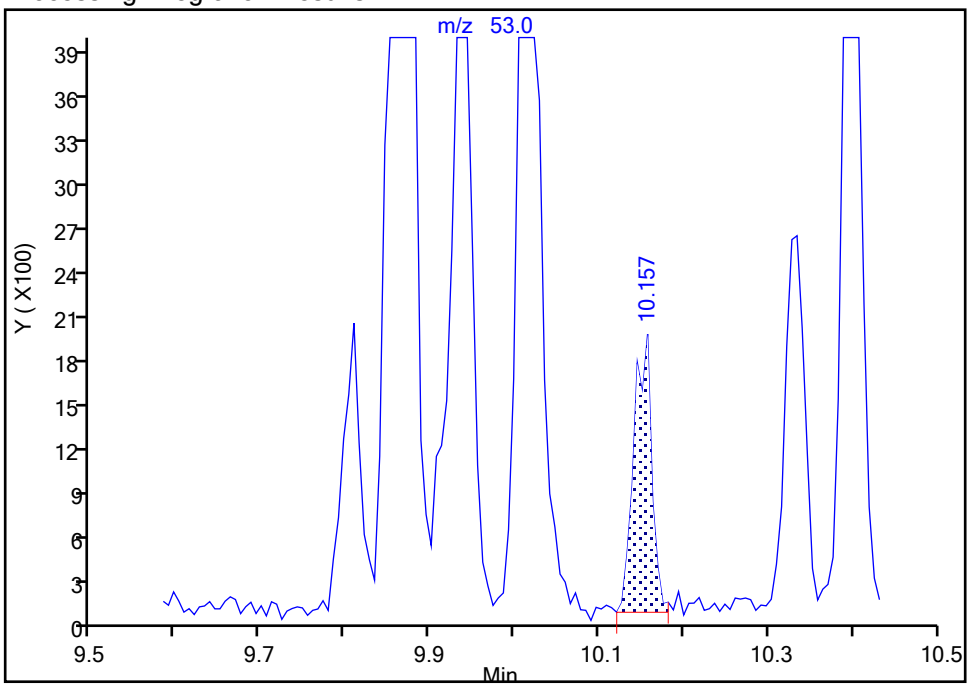

Manual Integration Results

RT: 9.86
Area: 29935
Amount: 17.724606
Amount Units: ug/l

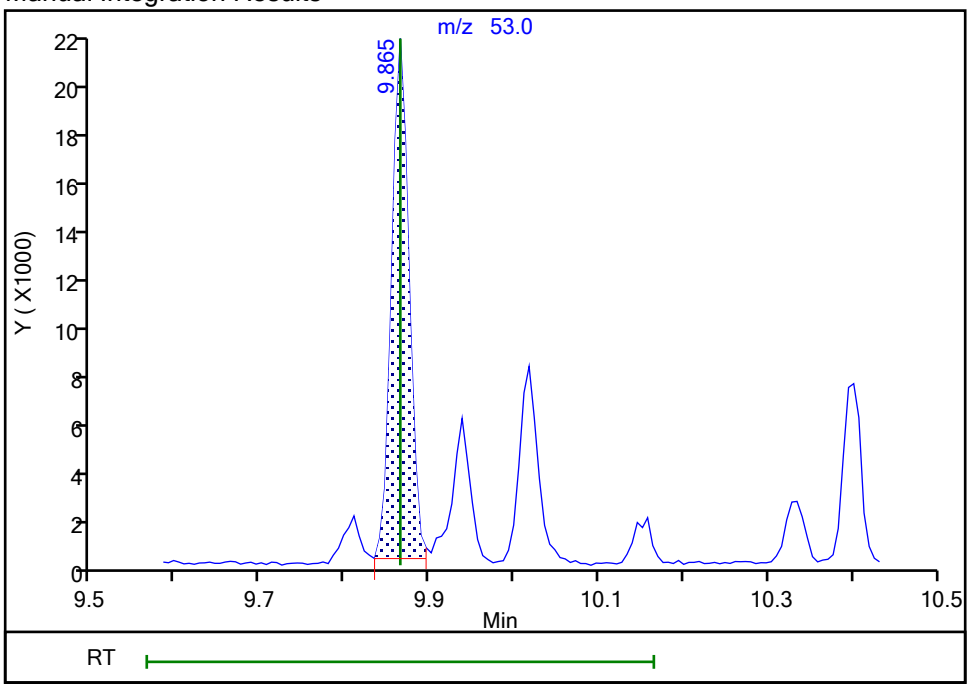

Reviewer: FK2C, 01-Sep-2022 13:05:11
Audit Action: Assigned Compound ID Audit Reason: Peak assignment corrected

FORM VII
GC/MS VOA CONTINUING CALIBRATION DATA

Lab Name: Eurofins Edison Job No.: 460-266280-1

SDG No.:

Lab Sample ID: CCVIS 460-869649/4 Calibration Date: 10/02/2022 08:57

Instrument ID: CVOAMS17 Calib Start Date: 09/01/2022 08:57

GC Column: DB-624 ID: 0.18(mm) Calib End Date: 09/01/2022 11:22

Lab File ID: TT61370.D Conc. Units: ug/L Heated Purge: (Y/N) N

ANALYTE	CURVE TYPE	AVE RRF	RRF	MIN RRF	CALC AMOUNT	SPIKE AMOUNT	%D	MAX %D
Monochloropentafluoroethane	Ave	0.0271	0.0511		37.7	20.0	88.3*	20.0
Chlorotrifluoroethene	Ave	0.1360	0.2136		31.4	20.0	57.1*	20.0
1,1-Difluoroethane	Ave	0.2318	0.2417		20.9	20.0	4.3	20.0
Dichlorodifluoromethane	Ave	0.5206	0.5664	0.1000	21.8	20.0	8.8	20.0
Chlorodifluoromethane	Ave	0.0930	0.0836		18.0	20.0	-10.1	20.0
Chloromethane	Ave	0.7717	0.5365	0.1000	13.9	20.0	-30.5*	20.0
Vinyl chloride	Ave	0.5722	0.4919	0.1000	17.2	20.0	-14.0	20.0
Butadiene	Ave	0.5972	0.5376		18.0	20.0	-10.0	20.0
Bromomethane	Ave	2.958	3.186	0.1000	21.5	20.0	7.7	50.0
Chloroethane	Ave	3.269	2.785	0.1000	17.0	20.0	-14.8	50.0
Dichlorofluoromethane	Ave	0.9299	0.7799		16.8	20.0	-16.1	20.0
Pentane	Ave	0.0691	0.0763		44.2	40.0	10.5	20.0
Trichlorofluoromethane	Ave	0.6273	0.5826	0.1000	18.6	20.0	-7.1	20.0
Ethanol	Ave	0.2481	0.1903		613	800	-23.3	50.0
Ethyl ether	Ave	0.2626	0.2278		17.3	20.0	-13.3	20.0
2-Methyl-1,3-butadiene	Ave	0.3817	0.3580		18.8	20.0	-6.2	20.0
1,2-Dichloro-1,1,2-trifluoro ethane	Ave	0.3606	0.3898		21.6	20.0	8.1	20.0
1,1,1-Trifluoro-2,2-dichloro ethane	Ave	0.5954	0.6292		21.1	20.0	5.7	20.0
Acrolein	QuaF		0.0524		83.5	40.0	108.6*	50.0
1,1,2-Trichloro-1,2,2-trifluoroethane	Ave	0.3936	0.4481	0.1000	22.8	20.0	13.8	20.0
1,1-Dichloroethene	Ave	0.3867	0.3776	0.1000	19.5	20.0	-2.4	20.0
Acetone	Ave	1.225	0.7890	0.0500	64.4	100	-35.6	50.0
Iodomethane	Ave	0.7203	0.7318		20.3	20.0	1.6	20.0
Carbon disulfide	Ave	1.642	1.485	0.1000	18.1	20.0	-9.6	50.0
Isopropyl alcohol	Ave	3.875	2.842		147	200	-26.6	50.0
3-Chloro-1-propene	Ave	0.2963	0.2820		19.0	20.0	-4.8	20.0
Cyclopentene	Ave	1.020	1.009		19.8	20.0	-1.1	20.0
Methyl acetate	Ave	0.3302	0.2308	0.1000	28.0	40.0	-30.1*	20.0
Acetonitrile	QuaF		0.1142		107	200	-46.5*	20.0
Methylene Chloride	Ave	0.5193	0.4464	0.1000	17.2	20.0	-14.1	20.0
2-Methyl-2-propanol	Ave	11.64	10.10		174	200	-13.2	50.0
Methyl tert-butyl ether	Ave	1.296	1.121	0.1000	17.3	20.0	-13.5	20.0
trans-1,2-Dichloroethene	Ave	0.4409	0.4070	0.1000	18.5	20.0	-7.7	20.0
Acrylonitrile	Ave	0.1699	0.1375		162	200	-19.0	20.0
Hexane	Ave	0.5487	0.6115		22.3	20.0	11.4	20.0
Isopropyl ether	Ave	1.602	1.245		15.6	20.0	-22.2*	20.0
1,1-Dichloroethane	Ave	0.8511	0.7008	0.2000	16.5	20.0	-17.7	20.0
Vinyl acetate	Ave	0.6894	0.7138		41.4	40.0	3.5	20.0
2-Chloro-1,3-butadiene	Ave	0.3744	0.3667		19.6	20.0	-2.0	20.0

FORM VII
GC/MS VOA CONTINUING CALIBRATION DATA

Lab Name: Eurofins Edison Job No.: 460-266280-1

SDG No.:

Lab Sample ID: CCVIS 460-869649/4 Calibration Date: 10/02/2022 08:57

Instrument ID: CVOAMS17 Calib Start Date: 09/01/2022 08:57

GC Column: DB-624 ID: 0.18(mm) Calib End Date: 09/01/2022 11:22

Lab File ID: TT61370.D Conc. Units: ug/L Heated Purge: (Y/N) N

ANALYTE	CURVE TYPE	AVE RRF	RRF	MIN RRF	CALC AMOUNT	SPIKE AMOUNT	%D	MAX %D
Tert-butyl ethyl ether	Ave	1.479	1.189		16.1	20.0	-19.6	20.0
2,2-Dichloropropane	Ave	0.1762	0.1475		16.7	20.0	-16.3	20.0
cis-1,2-Dichloroethene	Ave	0.4774	0.4373	0.1000	18.3	20.0	-8.4	20.0
2-Butanone	Ave	0.4162	0.3965	0.0500	95.3	100	-4.7	50.0
Ethyl acetate	Ave	0.3715	0.3446		37.1	40.0	-7.2	20.0
Propionitrile	Ave	14.65	15.28		209	200	4.3	20.0
Chlorobromomethane	Ave	0.2316	0.2231		19.3	20.0	-3.7	20.0
Tetrahydrofuran	Ave	0.4940	0.4794		38.8	40.0	-3.0	20.0
Methacrylonitrile	Ave	0.1703	0.1518		178	200	-10.9	20.0
Chloroform	Ave	0.7999	0.6428	0.2000	16.1	20.0	-19.6	20.0
Cyclohexane	Ave	0.5754	0.6434	0.1000	22.4	20.0	11.8	50.0
Methyl acrylate	Ave	0.3992	0.2757		13.8	20.0	-30.9*	20.0
1,1,1-Trichloroethane	Ave	0.6738	0.5645	0.1000	16.8	20.0	-16.2	20.0
Carbon tetrachloride	Ave	0.5729	0.4899	0.1000	17.1	20.0	-14.5	20.0
1,1-Dichloropropene	Ave	0.5845	0.5234		17.9	20.0	-10.5	20.0
Isobutyl alcohol	Ave	7.201	6.281		436	500	-12.8	50.0
Isooctane	Ave	1.510	1.590		21.1	20.0	5.3	20.0
Benzene	Ave	2.480	2.248	0.5000	18.1	20.0	-9.3	20.0
Tert-amyl methyl ether	Ave	1.505	1.275		16.9	20.0	-15.3	20.0
Isopropyl acetate	Ave	0.2452	0.1958		16.0	20.0	-20.1*	20.0
1,2-Dichloroethane	Ave	0.6199	0.4361	0.1000	14.1	20.0	-29.7*	20.0
n-Heptane	Ave	0.0892	0.1087		24.4	20.0	21.8*	20.0
n-Butanol	Ave	2.135	1.565		366	500	-26.7	50.0
Trichloroethene	Ave	0.4344	0.3858	0.2000	17.8	20.0	-11.2	20.0
Methylcyclohexane	Ave	0.6680	0.7479	0.1000	22.4	20.0	12.0	50.0
Ethyl acrylate	Ave	0.0612	0.0549		18.0	20.0	-10.2	20.0
1,2-Dichloropropane	Ave	0.4658	0.3895	0.1000	16.7	20.0	-16.4	20.0
Methyl methacrylate	Ave	0.0977	0.0883		36.1	40.0	-9.6	20.0
1,4-Dioxane	Ave	1.504	1.197		318	400	-20.4	50.0
Dibromomethane	Ave	0.2805	0.2260		16.1	20.0	-19.5	20.0
n-Propyl acetate	Ave	0.6274	0.4489		14.3	20.0	-28.5*	20.0
Bromodichloromethane	Ave	0.5834	0.4617	0.2000	15.8	20.0	-20.9*	20.0
2-Chloroethyl vinyl ether	Ave	0.2739	0.2149		15.7	20.0	-21.5*	20.0
2-Nitropropane	Ave	0.1307	0.0683		20.9	40.0	-47.7*	20.0
Epichlorohydrin	Ave	0.3441	0.3109		361	400	-9.6	20.0
cis-1,3-Dichloropropene	Ave	1.004	0.8616	0.2000	17.2	20.0	-14.2	50.0
MIBK	Ave	1.450	1.406	0.0500	97.0	100	-3.0	50.0
Toluene	Ave	2.416	2.238	0.4000	18.5	20.0	-7.4	20.0
trans-1,3-Dichloropropene	Ave	0.9029	0.7151	0.1000	15.8	20.0	-20.8	50.0
Ethyl methacrylate	Ave	0.8220	0.6318		15.4	20.0	-23.1*	20.0
1,1,2-Trichloroethane	Ave	0.4573	0.4051	0.1000	17.7	20.0	-11.4	20.0

FORM VII
GC/MS VOA CONTINUING CALIBRATION DATA

Lab Name: Eurofins Edison Job No.: 460-266280-1

SDG No.:

Lab Sample ID: CCVIS 460-869649/4 Calibration Date: 10/02/2022 08:57

Instrument ID: CVOAMS17 Calib Start Date: 09/01/2022 08:57

GC Column: DB-624 ID: 0.18(mm) Calib End Date: 09/01/2022 11:22

Lab File ID: TT61370.D Conc. Units: ug/L Heated Purge: (Y/N) N

ANALYTE	CURVE TYPE	AVE RRF	RRF	MIN RRF	CALC AMOUNT	SPIKE AMOUNT	%D	MAX %D
Tetrachloroethene	Ave	0.5394	0.5955	0.2000	22.1	20.0	10.4	20.0
1,3-Dichloropropane	Ave	0.8671	0.7697		17.8	20.0	-11.2	20.0
2-Hexanone	Ave	2.462	1.947	0.0500	79.1	100	-20.9	50.0
n-Butyl acetate	Ave	1.060	0.7388		13.9	20.0	-30.3*	20.0
Dibromochloromethane	Ave	0.5717	0.5097	0.1000	17.8	20.0	-10.8	50.0
Ethylene Dibromide	Ave	0.5068	0.4724	0.1000	18.6	20.0	-6.8	20.0
Chlorobenzene	Ave	1.493	1.445	0.5000	19.4	20.0	-3.2	20.0
Ethylbenzene	Ave	0.8322	0.8086	0.1000	19.4	20.0	-2.8	20.0
1,1,1,2-Tetrachloroethane	Ave	0.6057	0.5364		17.7	20.0	-11.4	20.0
m-Xylene & p-Xylene	Ave	1.028	0.9455	0.1000	18.4	20.0	-8.0	20.0
o-Xylene	Ave	1.074	0.9835	0.3000	18.3	20.0	-8.4	20.0
n-Butyl acrylate	Ave	0.5432	0.3845		14.2	20.0	-29.2*	20.0
Styrene	Ave	1.715	1.511	0.3000	17.6	20.0	-11.9	20.0
Bromoform	Ave	0.3825	0.3462	0.1000	18.1	20.0	-9.5	20.0
Amyl acetate (mixed isomers)	Ave	2.456	1.534		12.5	20.0	-37.5*	20.0
Isopropylbenzene	Ave	2.709	2.537	0.1000	18.7	20.0	-6.3	20.0
Bromobenzene	Ave	1.139	1.172		20.6	20.0	2.9	20.0
1,1,2,2-Tetrachloroethane	Ave	1.334	1.157	0.3000	17.3	20.0	-13.3	20.0
N-Propylbenzene	Ave	5.908	5.322		18.0	20.0	-9.9	20.0
1,2,3-Trichloropropane	Ave	0.3830	0.3049		15.9	20.0	-20.4*	20.0
trans-1,4-Dichloro-2-butene	Ave	0.3752	0.1705		9.09	20.0	-54.5*	20.0
2-Chlorotoluene	Ave	4.117	3.573		17.4	20.0	-13.2	20.0
4-Ethyltoluene	Ave	4.786	4.415		18.5	20.0	-7.7	20.0
1,3,5-Trimethylbenzene	Ave	4.142	3.788		18.3	20.0	-8.5	20.0
4-Chlorotoluene	Ave	4.098	3.473		17.0	20.0	-15.2	20.0
Butyl Methacrylate	Ave	1.636	1.212		14.8	20.0	-26.0*	20.0
tert-Butylbenzene	Ave	3.161	3.031		19.2	20.0	-4.1	20.0
1,2,4-Trimethylbenzene	Ave	4.368	3.904		17.9	20.0	-10.6	20.0
sec-Butylbenzene	Ave	5.172	4.987		19.3	20.0	-3.6	20.0
1,3-Dichlorobenzene	Ave	2.228	2.210	0.6000	19.8	20.0	-0.8	20.0
4-Isopropyltoluene	Ave	4.378	4.144		18.9	20.0	-5.3	20.0
1,4-Dichlorobenzene	Ave	2.264	2.249	0.5000	19.9	20.0	-0.7	20.0
1,2,3-Trimethylbenzene	Ave	4.512	4.016		17.8	20.0	-11.0	20.0
Benzyl chloride	Ave	2.666	2.126		15.9	20.0	-20.3	50.0
Indan	Ave	4.233	3.966		18.7	20.0	-6.3	20.0
p-Diethylbenzene	Ave	2.369	2.301		19.4	20.0	-2.9	20.0
n-Butylbenzene	Ave	2.549	2.270		17.8	20.0	-11.0	20.0
1,2-Dichlorobenzene	Ave	2.243	2.209	0.4000	19.7	20.0	-1.5	20.0
1,2,4,5-Tetramethylbenzene	Ave	4.349	3.941		18.1	20.0	-9.4	20.0
1,2-Dibromo-3-Chloropropane	Ave	0.2699	0.2448	0.0500	18.1	20.0	-9.3	50.0
1,3,5-Trichlorobenzene	Ave	1.781	1.921		21.6	20.0	7.9	20.0

FORM VII
GC/MS VOA CONTINUING CALIBRATION DATA

Lab Name: Eurofins Edison Job No.: 460-266280-1

SDG No.:

Lab Sample ID: CCVIS 460-869649/4 Calibration Date: 10/02/2022 08:57

Instrument ID: CVOAMS17 Calib Start Date: 09/01/2022 08:57

GC Column: DB-624 ID: 0.18(mm) Calib End Date: 09/01/2022 11:22

Lab File ID: TT61370.D Conc. Units: ug/L Heated Purge: (Y/N) N

ANALYTE	CURVE TYPE	AVE RRF	RRF	MIN RRF	CALC AMOUNT	SPIKE AMOUNT	%D	MAX %D
1,2,4-Trichlorobenzene	Ave	1.675	1.811	0.2000	21.6	20.0	8.1	20.0
Hexachlorobutadiene	Ave	0.7395	0.8785		23.8	20.0	18.8	20.0
Naphthalene	Ave	4.154	4.079		19.6	20.0	-1.8	50.0
1,2,3-Trichlorobenzene	Ave	1.593	1.706		21.4	20.0	7.1	20.0
Dibromofluoromethane (Surr)	Ave	0.2591	0.2522		48.7	50.0	-2.7	20.0
1,2-Dichloroethane-d4 (Surr)	Ave	0.3253	0.2664		40.9	50.0	-18.1	20.0
Toluene-d8 (Surr)	Ave	1.288	1.336		51.9	50.0	3.7	20.0
Bromofluorobenzene	Ave	0.3886	0.4265		54.9	50.0	9.8	20.0

Eurofins Edison
Target Compound Quantitation Report

Data File: \\chromfs\Edison\ChromData\CVOAMS17\20221002-151169.b\TT61370.D
Lims ID: CCVIS
Client ID:
Sample Type: CCVIS
Inject. Date: 02-Oct-2022 08:57:30 ALS Bottle#: 3 Worklist Smp#: 4
Purge Vol: 5.000 mL Dil. Factor: 1.0000
Sample Info: CCVIS
Misc. Info.: 460-0151169-004
Operator ID: Instrument ID: CVOAMS17
Sublist: chrom-8260W_17*sub2

Method: \\chromfs\Edison\ChromData\CVOAMS17\20221002-151169.b\8260W_17.m
Limit Group: VOA - 8260D Water and Solid
Last Update: 03-Oct-2022 18:34:47 Calib Date: 01-Sep-2022 11:22:30
Integrator: RTE ID Type: Deconvolution ID
Quant Method: Internal Standard Quant By: Initial Calibration
Last ICal File: \\chromfs\Edison\ChromData\CVOAMS17\20220901-149891.b\TT59897.D

Column 1 : DB-624 (0.18 mm) Det: MS Quad
Process Host: CTX1677

First Level Reviewer: KG2Q Date: 02-Oct-2022 09:16:37

Compound	Sig	RT (min.)	Exp RT (min.)	Dlt RT (min.)	Q	Response	Cal Amt ug/l	OnCol Amt ug/l	Flags
1 Monochloropentafluoroethane	119	1.165	1.165	0.000	36	14573	20.0	37.7	
3 Chlorotrifluoroethene	116	1.251	1.251	0.000	56	60978	20.0	31.4	
2 1,1-Difluoroethane	65	1.257	1.257	0.000	96	68995	20.0	20.9	
4 Dichlorodifluoromethane	85	1.263	1.263	0.000	61	161673	20.0	21.8	
5 Chlorodifluoromethane	67	1.287	1.287	0.000	96	23859	20.0	18.0	a
6 Chloromethane	50	1.415	1.415	0.000	99	153153	20.0	13.9	
7 Vinyl chloride	62	1.494	1.494	0.000	98	140405	20.0	17.2	
8 Butadiene	54	1.501	1.501	0.000	96	153447	20.0	18.0	
9 Bromomethane	94	1.738	1.738	0.000	99	94420	20.0	21.5	
10 Chloroethane	64	1.793	1.793	0.000	99	82531	20.0	17.0	
11 Dichlorofluoromethane	67	1.952	1.952	0.000	98	222638	20.0	16.8	
13 Pentane	72	1.958	1.958	0.000	97	43577	40.0	44.2	
12 Trichlorofluoromethane	101	1.970	1.970	0.000	45	166298	20.0	18.6	
15 Ethyl ether	74	2.122	2.122	0.000	93	65036	20.0	17.3	
14 Ethanol	46	2.122	2.122	0.000	72	7049	800.0	613.4	
16 2-Methyl-1,3-butadiene	53	2.135	2.135	0.000	96	102192	20.0	18.8	
17 1,2-Dichloro-1,1,2-trifluoroetha	117	2.189	2.189	0.000	92	111266	20.0	21.6	
18 1,1,1-Trifluoro-2,2-dichloroetha	83	2.244	2.244	0.000	85	179596	20.0	21.1	a
19 Acrolein	56	2.281	2.281	0.000	94	29926	40.0	83.5	
20 1,1,2-Trichloro-1,2,2-trifluoroe	101	2.299	2.299	0.000	93	127923	20.0	22.8	
21 1,1-Dichloroethene	96	2.305	2.305	0.000	99	107778	20.0	19.5	
22 Acetone	43	2.391	2.391	0.000	90	116906	100.0	64.4	
23 Iodomethane	142	2.445	2.445	0.000	96	208907	20.0	20.3	
24 Carbon disulfide	76	2.470	2.470	0.000	98	423846	20.0	18.1	
25 Isopropyl alcohol	45	2.476	2.476	0.000	29	26322	200.0	146.7	
26 3-Chloro-1-propene	76	2.580	2.580	0.000	94	80497	20.0	19.0	
28 Cyclopentene	67	2.598	2.598	0.000	92	288053	20.0	19.8	
27 Methyl acetate	43	2.598	2.598	0.000	56	131750	40.0	28.0	
29 Acetonitrile	40	2.665	2.665	0.000	95	33850	200.0	107.0	M
30 Methylene Chloride	84	2.702	2.702	0.000	93	127415	20.0	17.2	

Compound	Sig	RT (min.)	Exp RT (min.)	Dlt RT (min.)	Q	Response	Cal Amt ug/l	OnCol Amt ug/l	Flags
* 31 TBA-d9 (IS)	66	2.708	2.708	0.000	0	46307	1000.0	1000.0	
32 2-Methyl-2-propanol	59	2.775	2.775	0.000	91	93552	200.0	173.6	a
33 Methyl tert-butyl ether	73	2.848	2.848	0.000	98	319856	20.0	17.3	
34 trans-1,2-Dichloroethene	96	2.866	2.866	0.000	94	116176	20.0	18.5	
35 Acrylonitrile	53	2.939	2.939	0.000	96	392578	200.0	161.9	
36 Hexane	57	3.000	3.000	0.000	93	174549	20.0	22.3	
37 Isopropyl ether	45	3.201	3.201	0.000	96	355474	20.0	15.6	
38 1,1-Dichloroethane	63	3.226	3.226	0.000	99	200047	20.0	16.5	
39 Vinyl acetate	86	3.250	3.250	0.000	100	42303	40.0	41.4	
40 2-Chloro-1,3-butadiene	88	3.268	3.268	0.000	87	104686	20.0	19.6	
41 Tert-butyl ethyl ether	59	3.494	3.494	0.000	89	339449	20.0	16.1	
* 42 2-Butanone-d5	46	3.683	3.683	0.000	0	370425	250.0	250.0	
43 2,2-Dichloropropane	97	3.695	3.695	0.000	75	42110	20.0	16.7	
44 cis-1,2-Dichloroethene	96	3.707	3.707	0.000	95	124840	20.0	18.3	
45 2-Butanone (MEK)	72	3.732	3.732	0.000	96	58747	100.0	95.3	
46 Ethyl acetate	70	3.738	3.738	0.000	97	20421	40.0	37.1	
48 Propionitrile	54	3.860	3.860	0.000	98	141522	200.0	208.6	
49 Chlorobromomethane	128	3.921	3.921	0.000	85	63697	20.0	19.3	
50 Tetrahydrofuran	72	3.927	3.927	0.000	55	28414	40.0	38.8	
51 Methacrylonitrile	67	3.945	3.945	0.000	90	433228	200.0	178.2	
52 Chloroform	83	3.970	3.970	0.000	99	183491	20.0	16.1	
53 Cyclohexane	84	4.085	4.085	0.000	90	183671	20.0	22.4	
47 Methyl acrylate	55	4.091	4.091	0.000	47	78692	20.0	13.8	
54 1,1,1-Trichloroethane	97	4.104	4.104	0.000	99	161145	20.0	16.8	
$ 55 Dibromofluoromethane (Surr)	113	4.122	4.122	0.000	98	180002	50.0	48.7	
56 Carbon tetrachloride	117	4.207	4.207	0.000	97	139830	20.0	17.1	
57 1,1-Dichloropropene	75	4.238	4.238	0.000	99	149401	20.0	17.9	
59 Isooctane	57	4.396	4.396	0.000	98	454007	20.0	21.1	
58 Isobutyl alcohol	43	4.396	4.396	0.000	39	145431	500.0	436.1	a
60 Benzene	78	4.427	4.427	0.000	96	446481	20.0	18.1	
$ 61 1,2-Dichloroethane-d4 (Surr)	65	4.445	4.445	0.000	0	190077	50.0	40.9	M
62 Tert-amyl methyl ether	73	4.494	4.494	0.000	89	363883	20.0	16.9	
63 Isopropyl acetate	61	4.506	4.506	0.000	93	55896	20.0	16.0	
64 1,2-Dichloroethane	62	4.512	4.512	0.000	96	124475	20.0	14.1	
65 n-Heptane	100	4.579	4.579	0.000	91	31027	20.0	24.4	
* 66 Fluorobenzene	96	4.701	4.701	0.000	99	713632	50.0	50.0	
67 n-Butanol	56	5.030	5.030	0.000	29	36225	500.0	366.4	a
68 Trichloroethene	95	5.036	5.036	0.000	97	110126	20.0	17.8	
69 Methylcyclohexane	83	5.152	5.152	0.000	94	213482	20.0	22.4	
70 Ethyl acrylate	99	5.164	5.164	0.000	96	15676	20.0	18.0	
71 1,2-Dichloropropane	63	5.317	5.317	0.000	95	111185	20.0	16.7	
* 72 1,4-Dioxane-d8	96	5.378	5.378	0.000	0	30043	1000.0	1000.0	
73 Methyl methacrylate	100	5.402	5.402	0.000	93	50385	40.0	36.1	
75 1,4-Dioxane	88	5.427	5.427	0.000	35	14386	400.0	318.3	
74 Dibromomethane	93	5.433	5.433	0.000	97	64501	20.0	16.1	
76 n-Propyl acetate	43	5.463	5.463	0.000	97	128128	20.0	14.3	
77 Dichlorobromomethane	83	5.585	5.585	0.000	99	131791	20.0	15.8	
78 2-Nitropropane	41	5.920	5.920	0.000	79	39011	40.0	20.9	
79 2-Chloroethyl vinyl ether	63	5.920	5.920	0.000	83	61481	20.0	15.7	
80 Epichlorohydrin	57	6.024	6.024	0.000	99	184294	400.0	361.5	
81 cis-1,3-Dichloropropene	75	6.073	6.073	0.000	90	171094	20.0	17.2	
82 4-Methyl-2-pentanone (MIBK)	58	6.244	6.244	0.000	96	208327	100.0	97.0	

Compound	Sig	RT (min.)	Exp RT (min.)	Dlt RT (min.)	Q	Response	Cal Amt ug/l	OnCol Amt ug/l	Flags
$ 83 Toluene-d8 (Surr)	98	6.304	6.304	0.000	99	663299	50.0	51.9	
84 Toluene	91	6.378	6.378	0.000	93	444443	20.0	18.5	
85 trans-1,3-Dichloropropene	75	6.731	6.731	0.000	95	142000	20.0	15.8	
86 Ethyl methacrylate	69	6.768	6.768	0.000	88	125463	20.0	15.4	
87 1,1,2-Trichloroethane	83	6.938	6.938	0.000	98	80440	20.0	17.7	
88 Tetrachloroethene	166	6.963	6.963	0.000	97	118249	20.0	22.1	
89 1,3-Dichloropropane	76	7.140	7.140	0.000	92	152859	20.0	17.8	
90 2-Hexanone	43	7.219	7.219	0.000	95	288503	100.0	79.1	
91 n-Butyl acetate	43	7.335	7.335	0.000	98	146707	20.0	13.9	
92 Chlorodibromomethane	129	7.359	7.359	0.000	98	101218	20.0	17.8	
93 Ethylene Dibromide	107	7.499	7.499	0.000	97	93809	20.0	18.6	
* 94 Chlorobenzene-d5	117	8.042	8.042	0.000	85	496463	50.0	50.0	
95 Chlorobenzene	112	8.079	8.079	0.000	95	286943	20.0	19.4	
96 Ethylbenzene	106	8.188	8.188	0.000	97	160575	20.0	19.4	
97 1,1,1,2-Tetrachloroethane	131	8.200	8.200	0.000	97	106522	20.0	17.7	
98 m-Xylene & p-Xylene	106	8.341	8.341	0.000	0	187760	20.0	18.4	
99 o-Xylene	106	8.859	8.859	0.000	94	195307	20.0	18.3	
100 n-Butyl acrylate	73	8.871	8.871	0.000	97	76347	20.0	14.2	
101 Styrene	104	8.902	8.902	0.000	96	300047	20.0	17.6	
102 Bromoform	173	9.158	9.158	0.000	98	68742	20.0	18.1	
103 Amyl acetate (mixed isomers)	43	9.176	9.176	0.000	92	173284	20.0	12.5	
104 Isopropylbenzene	105	9.322	9.322	0.000	95	503728	20.0	18.7	
$ 105 4-Bromofluorobenzene	174	9.554	9.554	0.000	95	211752	50.0	54.9	
106 Bromobenzene	156	9.700	9.700	0.000	96	132433	20.0	20.6	
107 1,1,2,2-Tetrachloroethane	83	9.785	9.785	0.000	99	130652	20.0	17.3	
108 N-Propylbenzene	91	9.804	9.804	0.000	99	601188	20.0	18.0	
109 1,2,3-Trichloropropane	110	9.834	9.834	0.000	96	34444	20.0	15.9	
110 trans-1,4-Dichloro-2-butene	53	9.865	9.865	0.000	87	19265	20.0	9.09	a
111 2-Chlorotoluene	91	9.914	9.914	0.000	96	403614	20.0	17.4	
112 4-Ethyltoluene	105	9.938	9.938	0.000	99	498767	20.0	18.5	
113 1,3,5-Trimethylbenzene	105	10.017	10.017	0.000	93	427926	20.0	18.3	
114 4-Chlorotoluene	91	10.042	10.042	0.000	97	392275	20.0	17.0	
115 Butyl Methacrylate	87	10.151	10.151	0.000	88	136855	20.0	14.8	
116 tert-Butylbenzene	119	10.328	10.328	0.000	95	342356	20.0	19.2	
117 1,2,4-Trimethylbenzene	105	10.401	10.401	0.000	97	440987	20.0	17.9	
118 sec-Butylbenzene	105	10.554	10.554	0.000	99	563319	20.0	19.3	
119 1,3-Dichlorobenzene	146	10.682	10.682	0.000	97	249613	20.0	19.8	
120 4-Isopropyltoluene	119	10.700	10.700	0.000	98	468119	20.0	18.9	
* 121 1,4-Dichlorobenzene-d4	152	10.755	10.755	0.000	95	282396	50.0	50.0	
122 1,4-Dichlorobenzene	146	10.779	10.779	0.000	96	254067	20.0	19.9	
123 1,2,3-Trimethylbenzene	105	10.804	10.804	0.000	98	453602	20.0	17.8	
124 Benzyl chloride	91	10.926	10.926	0.000	99	240109	20.0	15.9	
125 2,3-Dihydroindene	117	10.980	10.980	0.000	94	447957	20.0	18.7	
126 p-Diethylbenzene	119	11.060	11.060	0.000	94	259871	20.0	19.4	
127 n-Butylbenzene	92	11.078	11.078	0.000	98	256370	20.0	17.8	
128 1,2-Dichlorobenzene	146	11.121	11.121	0.000	98	249518	20.0	19.7	
129 1,2,4,5-Tetramethylbenzene	119	11.736	11.736	0.000	98	445134	20.0	18.1	
130 1,2-Dibromo-3-Chloropropane	157	11.816	11.816	0.000	94	27647	20.0	18.1	
131 1,3,5-Trichlorobenzene	180	11.931	11.931	0.000	98	217035	20.0	21.6	
132 1,2,4-Trichlorobenzene	180	12.437	12.437	0.000	94	204544	20.0	21.6	
133 Hexachlorobutadiene	225	12.529	12.529	0.000	98	99239	20.0	23.8	
134 Naphthalene	128	12.633	12.633	0.000	99	460790	20.0	19.6	

Compound	Sig	RT (min.)	Exp RT (min.)	Dlt RT (min.)	Q	Response	Cal Amt ug/l	OnCol Amt ug/l	Flags
135 1,2,3-Trichlorobenzene	180	12.809	12.809	0.000	96	192703	20.0	21.4	
S 136 1,2-Dichloroethene, Total	100				0		40.0	36.8	
S 137 Xylenes, Total	100				0		40.0	36.7	
S 139 1,3-Dichloropropene, Total	1				0		40.0	33.0	
S 140 Total BTEX	1				0		100.0	92.8	

QC Flag Legend

Processing Flags
Review Flags
M - Manually Integrated
a - User Assigned ID

Reagents:

524freon_00058	Amount Added:	20.00	Units: uL	
ACROLEIN W_00144	Amount Added:	4.00	Units: uL	
8260MIX1COMB_00160	Amount Added:	20.00	Units: uL	
GASES Li_00496	Amount Added:	20.00	Units: uL	
VOA6IS/SURR_00061	Amount Added:	5.00	Units: uL	Run Reagent

Report Date: 03-Oct-2022 18:34:48 Chrom Revision: 2.3 28-Sep-2022 12:57:42

Eurofins Edison

Data File: \\chromfs\Edison\ChromData\CVOAMS17\20221002-151169.b\TT61370.D

Injection Date: 02-Oct-2022 08:57:30 Instrument ID: CVOAMS17

Lims ID: CCVIS

Client ID:

Operator ID: ALS Bottle#: 3 Worklist Smp#: 4

Purge Vol: 5.000 mL Dil. Factor: 1.0000

Method: 8260W_17 Limit Group: VOA - 8260D Water and Solid

Column: DB-624 (0.18 mm)

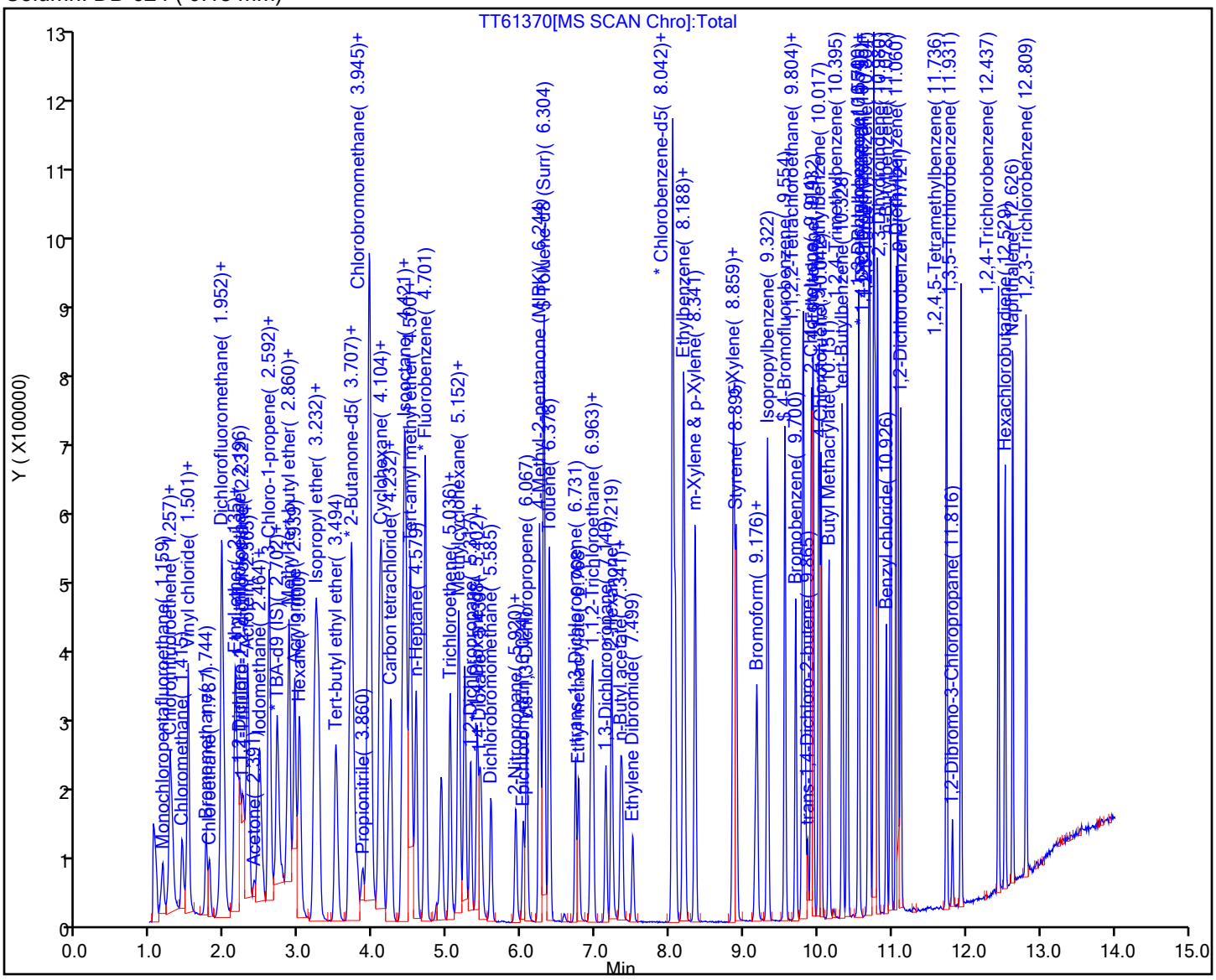

Eurofins Edison

Data File: \\chromfs\Edison\ChromData\CVOAMS17\20221002-151169.b\TT61370.D
Injection Date: 02-Oct-2022 08:57:30 Instrument ID: CVOAMS17
Lims ID: CCVIS
Client ID:
Operator ID: ALS Bottle#: 3 Worklist Smp#: 4
Purge Vol: 5.000 mL Dil. Factor: 1.0000
Method: 8260W_17 Limit Group: VOA - 8260D Water and Solid
Column: DB-624 (0.18 mm) Detector MS Quad

5 Chlorodifluoromethane, CAS: 75-45-6

Signal: 1

Not Detected
Expected RT: 1.29

Processing Integration Results

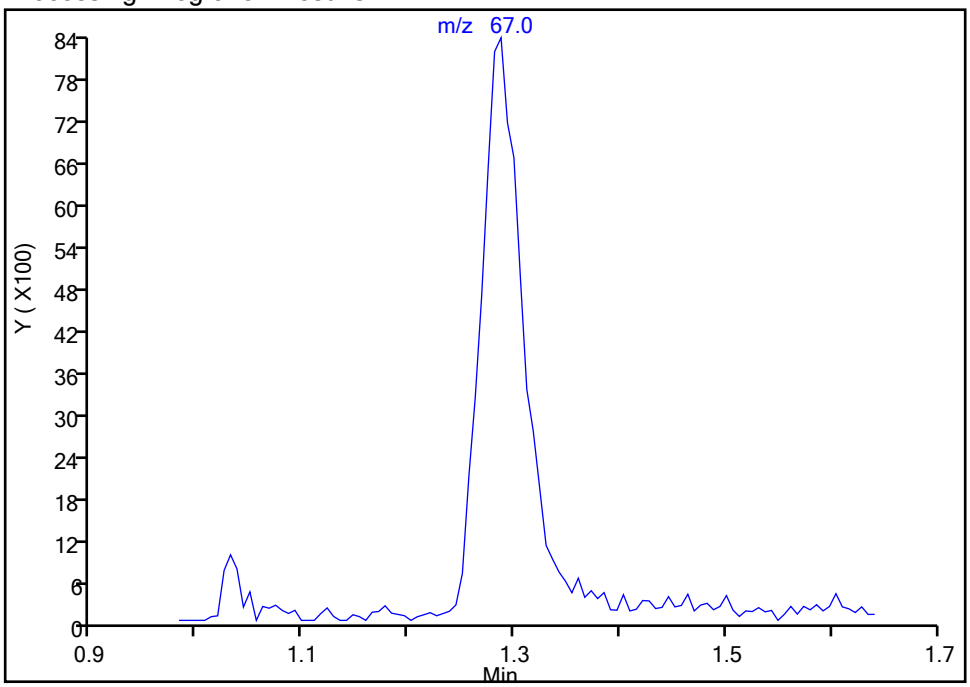

Manual Integration Results

RT: 1.29
Area: 23859
Amount: 17.983564
Amount Units: ug/l

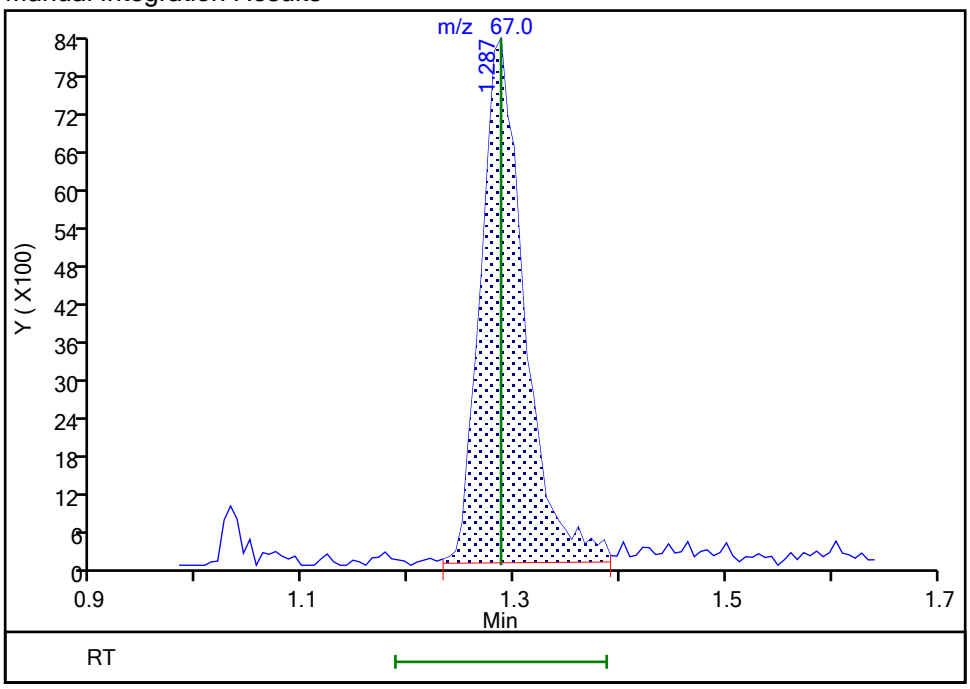

Reviewer: KG2Q, 02-Oct-2022 09:14:00
Audit Action: Assigned Compound ID Audit Reason: Incomplete Integration

Eurofins Edison

Data File: \\chromfs\Edison\ChromData\CVOAMS17\20221002-151169.b\TT61370.D
Injection Date: 02-Oct-2022 08:57:30 Instrument ID: CVOAMS17
Lims ID: CCVIS
Client ID:
Operator ID: ALS Bottle#: 3 Worklist Smp#: 4
Purge Vol: 5.000 mL Dil. Factor: 1.0000
Method: 8260W_17 Limit Group: VOA - 8260D Water and Solid
Column: DB-624 (0.18 mm) Detector MS Quad

18 1,1,1-Trifluoro-2,2-dichloroetha, CAS: 306-83-2

Signal: 1

Not Detected
Expected RT: 2.24

Processing Integration Results

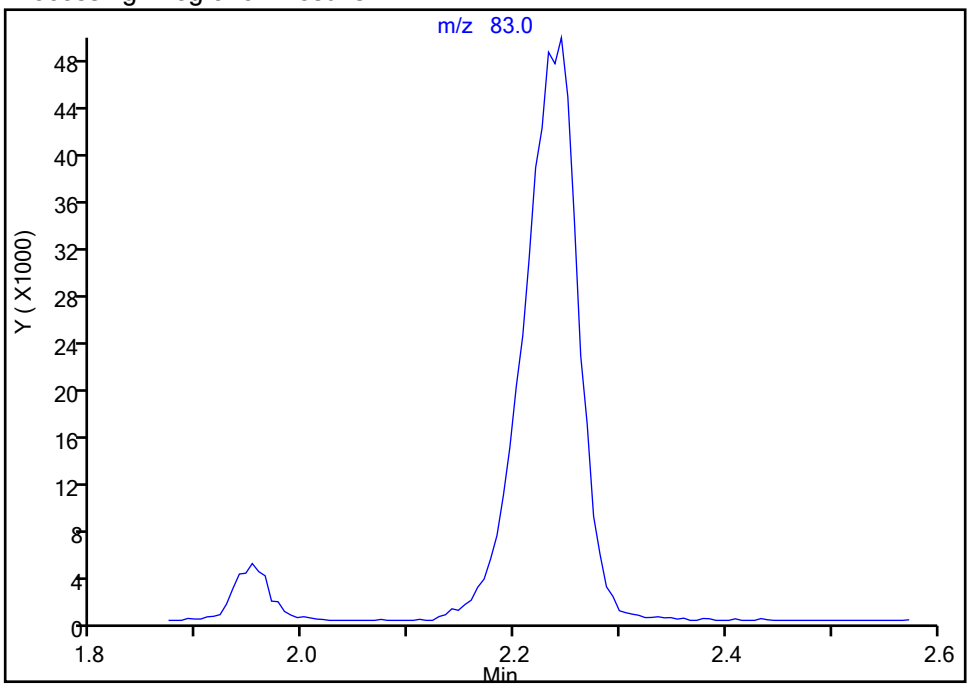

Manual Integration Results

RT: 2.24
Area: 179596
Amount: 21.132545
Amount Units: ug/l

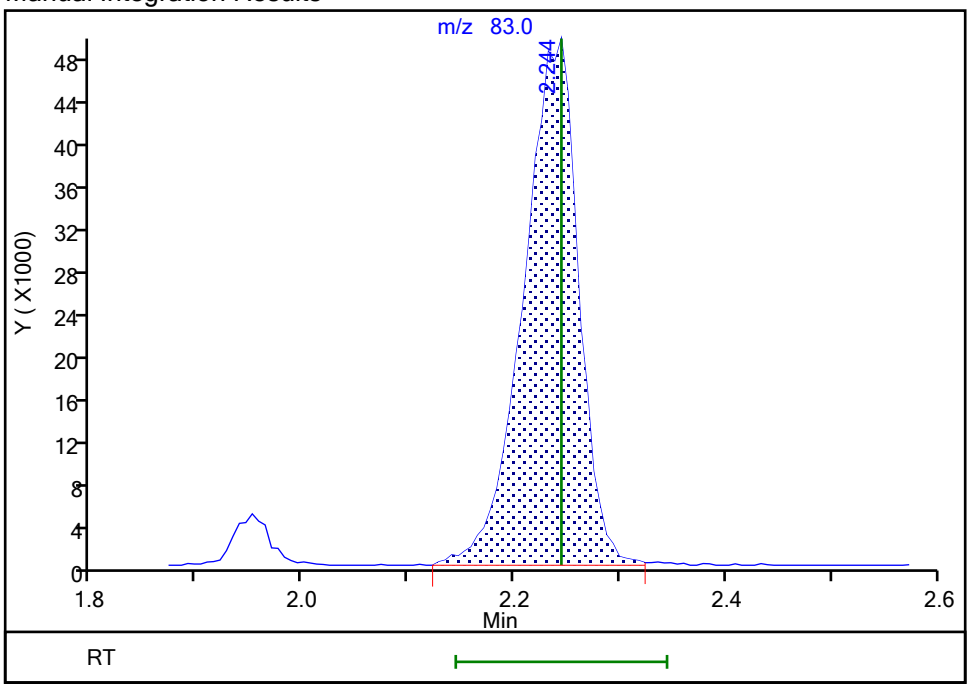

Reviewer: KG2Q, 02-Oct-2022 09:14:09
Audit Action: Assigned Compound ID Audit Reason: Incomplete Integration

Manual Integration/User Assign Peak Report

Eurofins Edison

Data File: \\chromfs\Edison\ChromData\CVOAMS17\20221002-151169.b\TT61370.D
Injection Date: 02-Oct-2022 08:57:30 Instrument ID: CVOAMS17
Lims ID: CCVIS
Client ID:
Operator ID: ALS Bottle#: 3 Worklist Smp#: 4
Purge Vol: 5.000 mL Dil. Factor: 1.0000
Method: 8260W_17 Limit Group: VOA - 8260D Water and Solid
Column: DB-624 (0.18 mm) Detector MS Quad

29 Acetonitrile, CAS: 75-05-8

Signal: 1

Processing Integration Results

RT: 2.66
Area: 12241
Amount: 38.431711
Amount Units: ug/l

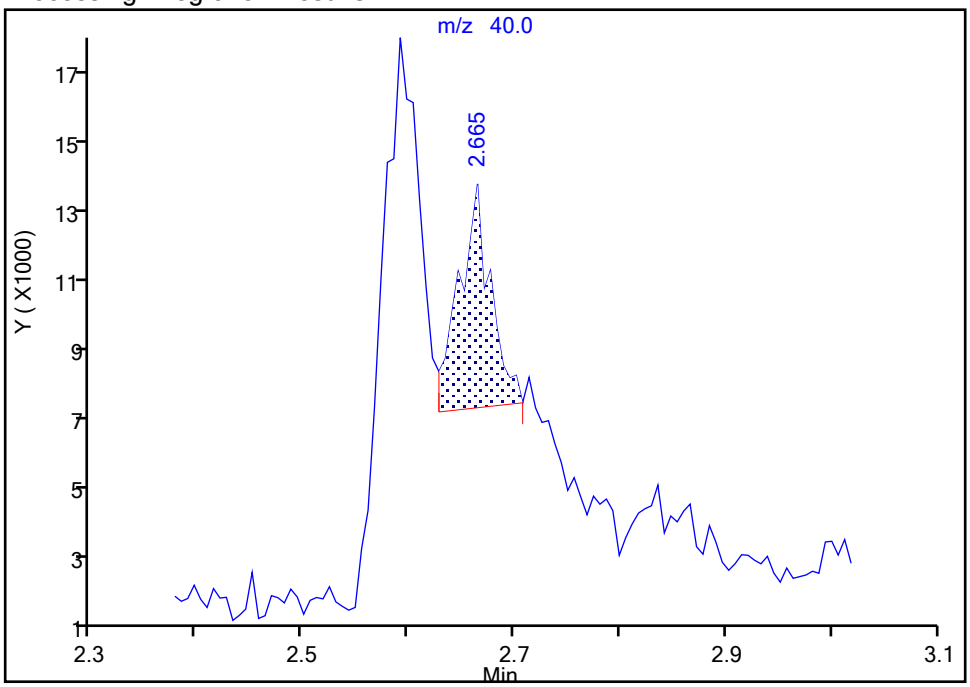

Manual Integration Results

RT: 2.66
Area: 33850
Amount: 106.9594
Amount Units: ug/l

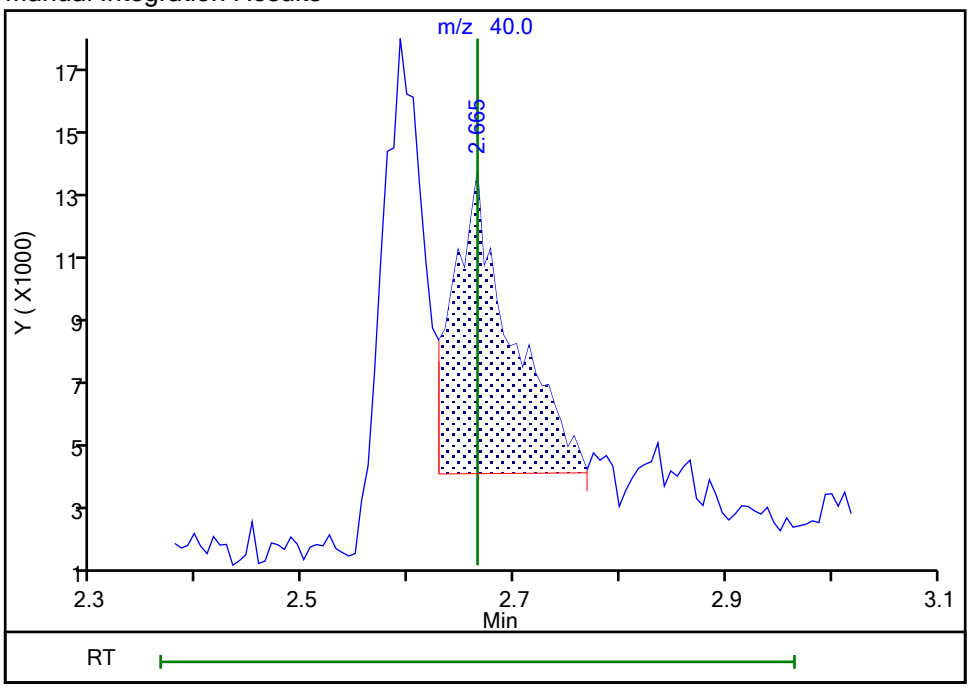

Reviewer: W9CM, 03-Oct-2022 18:34:18
Audit Action: Manually Integrated Audit Reason: Incomplete Integration

Manual Integration/User Assign Peak Report

Eurofins Edison

Data File: \\chromfs\Edison\ChromData\CVOAMS17\20221002-151169.b\TT61370.D
Injection Date: 02-Oct-2022 08:57:30 Instrument ID: CVOAMS17
Lims ID: CCVIS
Client ID:
Operator ID: ALS Bottle#: 3 Worklist Smp#: 4
Purge Vol: 5.000 mL Dil. Factor: 1.0000
Method: 8260W_17 Limit Group: VOA - 8260D Water and Solid
Column: DB-624 (0.18 mm) Detector MS Quad

32 2-Methyl-2-propanol, CAS: 75-65-0

Signal: 1

Not Detected
Expected RT: 2.77

Processing Integration Results

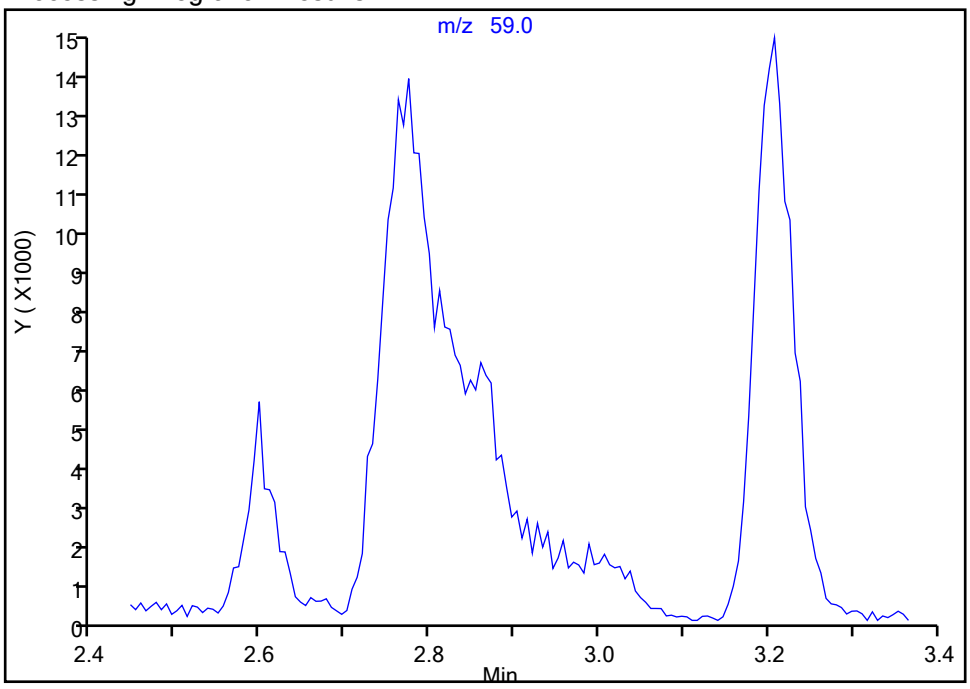

Manual Integration Results

RT: 2.77
Area: 93552
Amount: 173.6170
Amount Units: ug/l

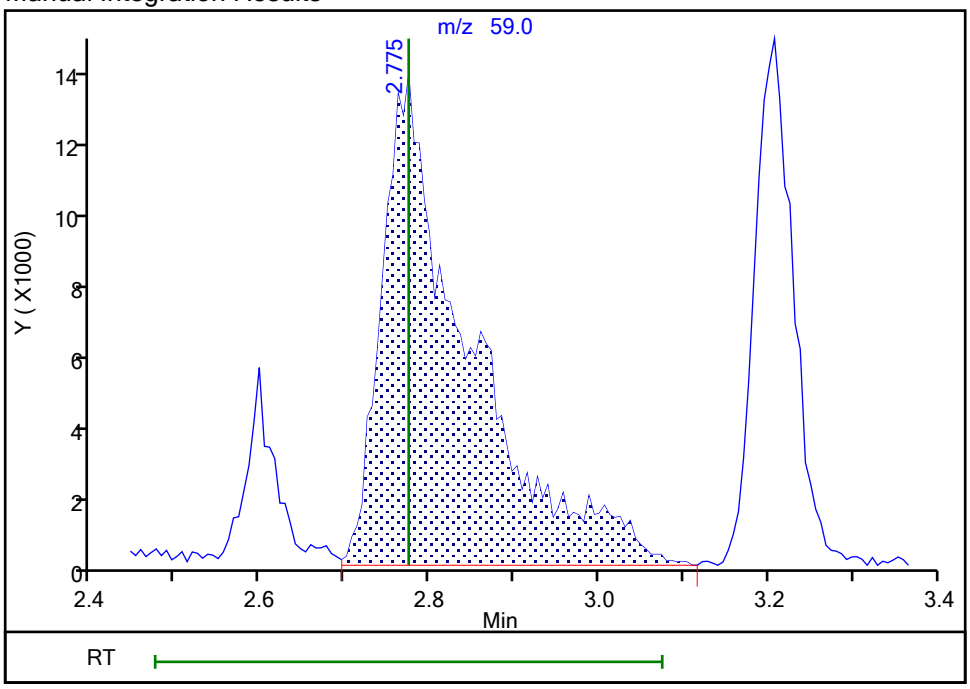

Reviewer: KG2Q, 02-Oct-2022 09:14:19
Audit Action: Assigned Compound ID Audit Reason: Incomplete Integration

Manual Integration/User Assign Peak Report

Eurofins Edison

Data File: \\chromfs\Edison\ChromData\CVOAMS17\20221002-151169.b\TT61370.D
Injection Date: 02-Oct-2022 08:57:30 Instrument ID: CVOAMS17
Lims ID: CCVIS
Client ID:
Operator ID: ALS Bottle#: 3 Worklist Smp#: 4
Purge Vol: 5.000 mL Dil. Factor: 1.0000
Method: 8260W_17 Limit Group: VOA - 8260D Water and Solid
Column: DB-624 (0.18 mm) Detector MS Quad

58 Isobutyl alcohol, CAS: 78-83-1

Signal: 1

Processing Integration Results

RT: 4.50
Area: 292612
Amount: 877.5013
Amount Units: ug/l

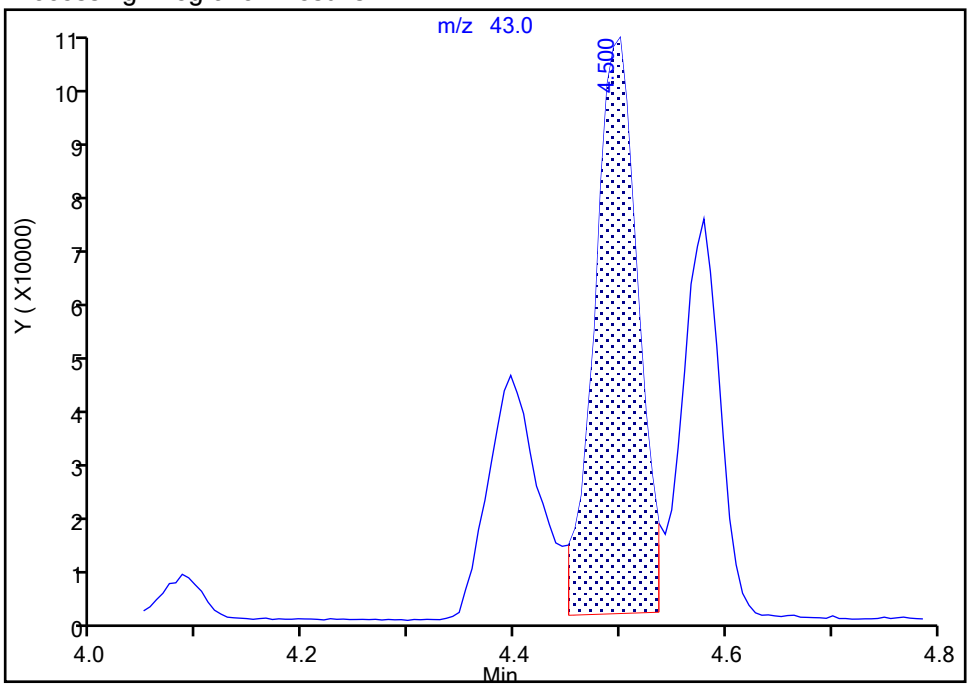

Manual Integration Results

RT: 4.40
Area: 145431
Amount: 436.1266
Amount Units: ug/l

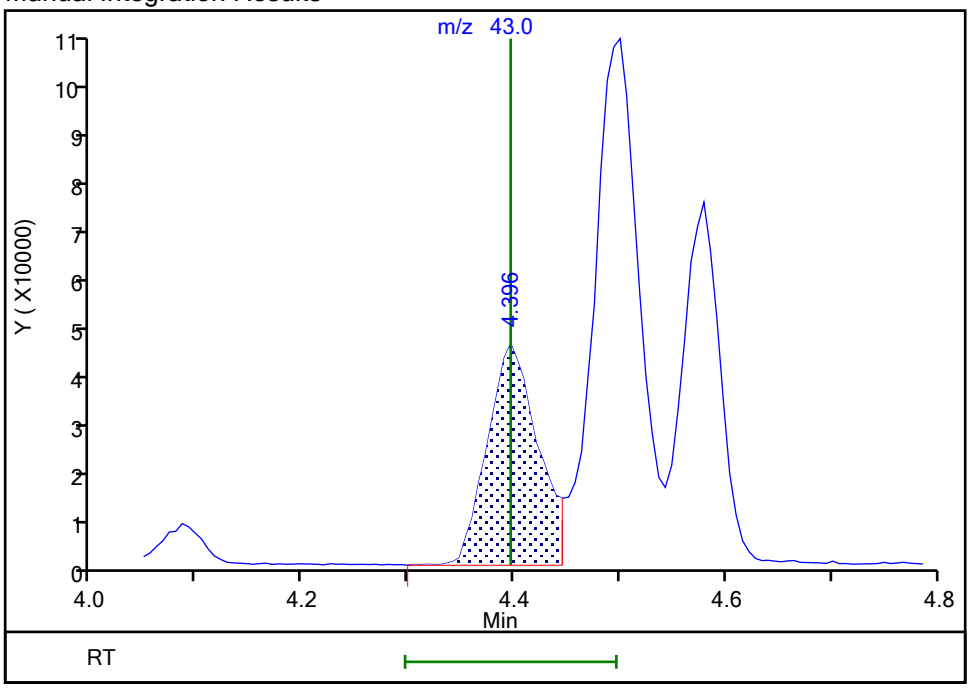

Reviewer: KG2Q, 02-Oct-2022 09:14:30
Audit Action: Assigned Compound ID Audit Reason: Incomplete Integration

Manual Integration/User Assign Peak Report

Eurofins Edison

Data File: \\chromfs\Edison\ChromData\CVOAMS17\20221002-151169.b\TT61370.D
Injection Date: 02-Oct-2022 08:57:30 Instrument ID: CVOAMS17
Lims ID: CCVIS
Client ID:
Operator ID: ALS Bottle#: 3 Worklist Smp#: 4
Purge Vol: 5.000 mL Dil. Factor: 1.0000
Method: 8260W_17 Limit Group: VOA - 8260D Water and Solid
Column: DB-624 (0.18 mm) Detector MS Quad

$ 61 1,2-Dichloroethane-d4 (Surr), CAS: 17060-07-0

Signal: 1

Processing Integration Results

RT: 4.45
Area: 183958
Amount: 39.616591
Amount Units: ug/l

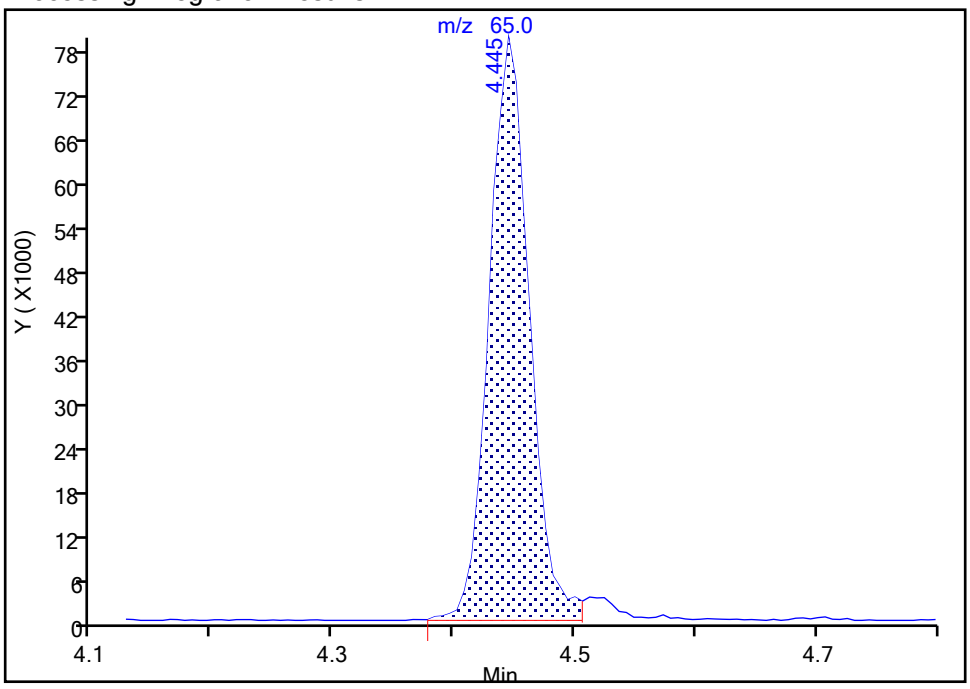

Manual Integration Results

RT: 4.45
Area: 190077
Amount: 40.934359
Amount Units: ug/l

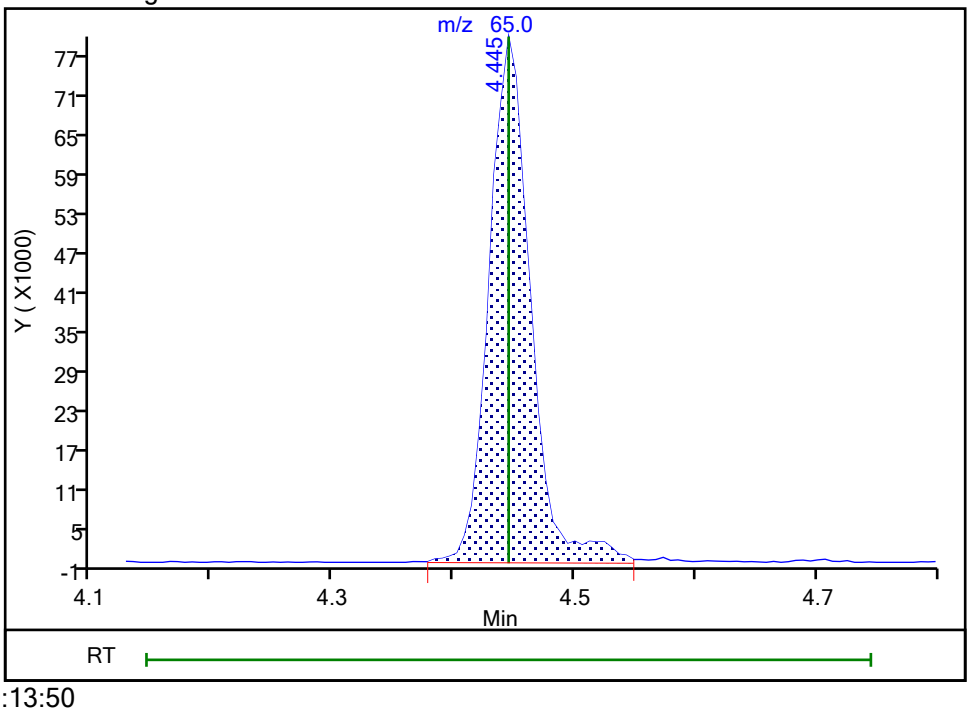

Reviewer: KG2Q, 02-Oct-2022 09:13:50
Audit Action: Manually Integrated Audit Reason: Incomplete Integration

Manual Integration/User Assign Peak Report

Eurofins Edison

Data File: \\chromfs\Edison\ChromData\CVOAMS17\20221002-151169.b\TT61370.D
Injection Date: 02-Oct-2022 08:57:30 Instrument ID: CVOAMS17
Lims ID: CCVIS
Client ID:
Operator ID: ALS Bottle#: 3 Worklist Smp#: 4
Purge Vol: 5.000 mL Dil. Factor: 1.0000
Method: 8260W_17 Limit Group: VOA - 8260D Water and Solid
Column: DB-624 (0.18 mm) Detector MS Quad

67 n-Butanol, CAS: 71-36-3

Signal: 1

Processing Integration Results

RT: 5.15
Area: 76722
Amount: 775.9259
Amount Units: ug/l

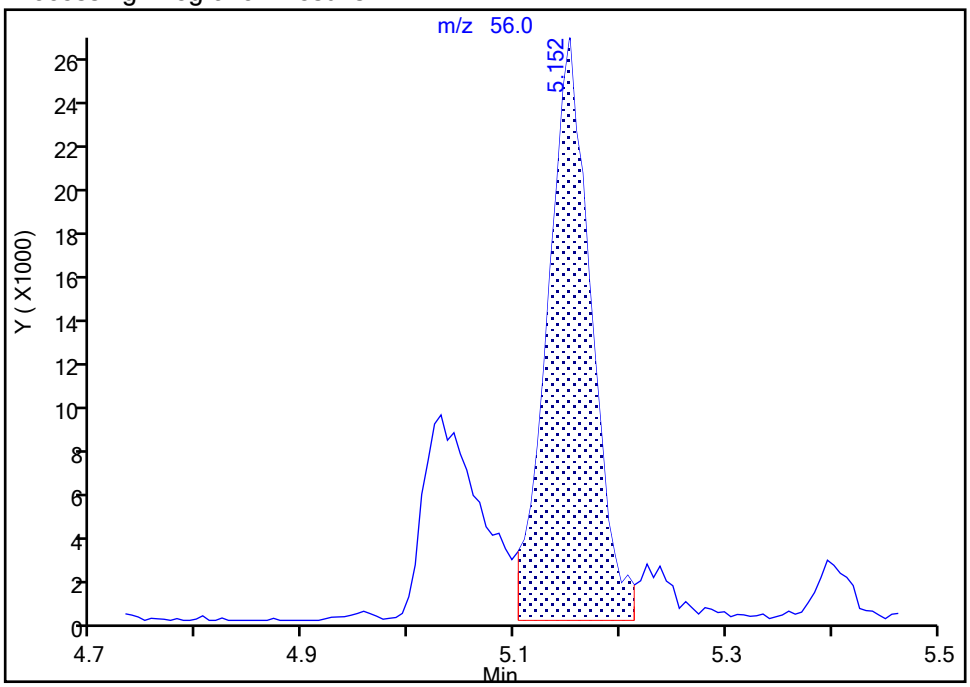

Manual Integration Results

RT: 5.03
Area: 36225
Amount: 366.3605
Amount Units: ug/l

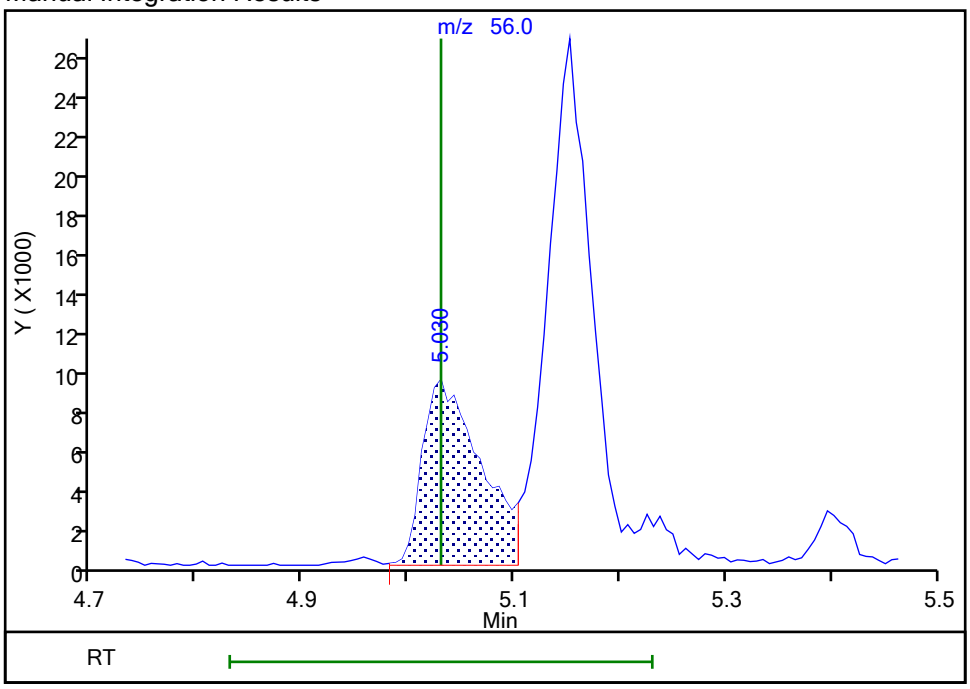

Reviewer: KG2Q, 02-Oct-2022 09:14:38
Audit Action: Assigned Compound ID Audit Reason: Incomplete Integration

Eurofins Edison

Data File: \\chromfs\Edison\ChromData\CVOAMS17\20221002-151169.b\TT61370.D
Injection Date: 02-Oct-2022 08:57:30 Instrument ID: CVOAMS17
Lims ID: CCVIS
Client ID:
Operator ID: ALS Bottle#: 3 Worklist Smp#: 4
Purge Vol: 5.000 mL Dil. Factor: 1.0000
Method: 8260W_17 Limit Group: VOA - 8260D Water and Solid
Column: DB-624 (0.18 mm) Detector MS Quad

110 trans-1,4-Dichloro-2-butene, CAS: 110-57-6

Signal: 1

Processing Integration Results

RT: 10.15
Area: 3248
Amount: 1.532856
Amount Units: ug/l

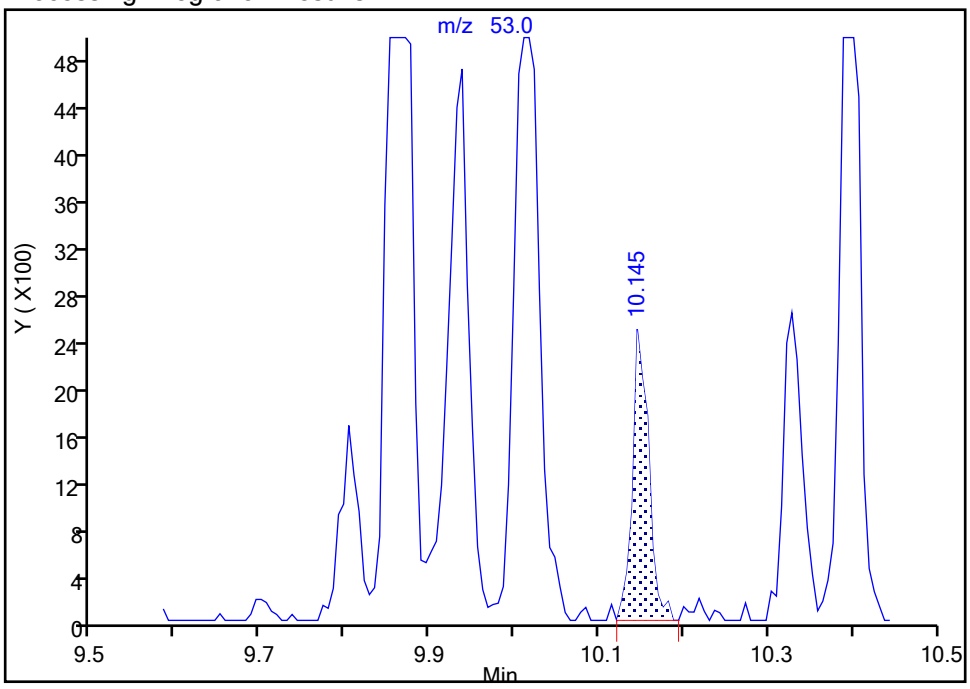

Manual Integration Results

RT: 9.86
Area: 19265
Amount: 9.091894
Amount Units: ug/l

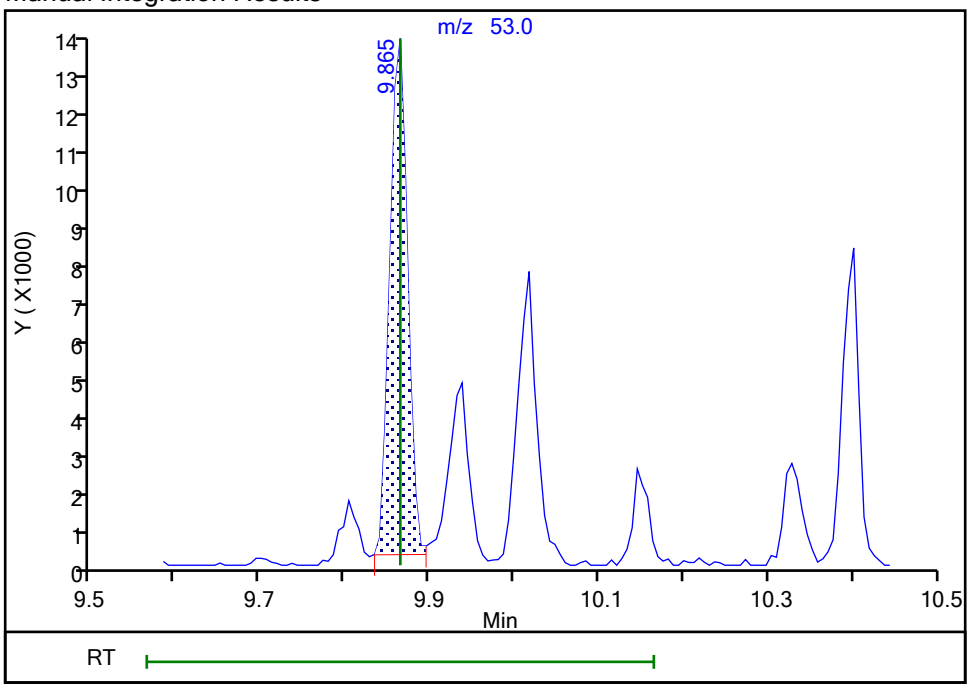

Reviewer: KG2Q, 02-Oct-2022 09:15:05
Audit Action: Assigned Compound ID Audit Reason: Incomplete Integration

FORM VII
GC/MS VOA CONTINUING CALIBRATION DATA

Lab Name: Eurofins Edison Job No.: 460-266280-1

SDG No.:

Lab Sample ID: CCVIS 460-869712/3 Calibration Date: 10/02/2022 16:42

Instrument ID: CVOAMS17 Calib Start Date: 09/01/2022 08:57

GC Column: DB-624 ID: 0.18(mm) Calib End Date: 09/01/2022 11:22

Lab File ID: TT61393.D Conc. Units: ug/L Heated Purge: (Y/N) N

ANALYTE	CURVE TYPE	AVE RRF	RRF	MIN RRF	CALC AMOUNT	SPIKE AMOUNT	%D	MAX %D
Monochloropentafluoroethane	Ave	0.0271	0.0406		30.0	20.0	49.9*	20.0
Chlorotrifluoroethene	Ave	0.1360	0.1893		27.8	20.0	39.2*	20.0
1,1-Difluoroethane	Ave	0.2318	0.2644		22.8	20.0	14.1	20.0
Dichlorodifluoromethane	Ave	0.5206	0.4957	0.1000	19.0	20.0	-4.8	20.0
Chlorodifluoromethane	Ave	0.0930	0.0832		17.9	20.0	-10.5	20.0
Chloromethane	Ave	0.7717	0.5990	0.1000	15.5	20.0	-22.4*	20.0
Vinyl chloride	Ave	0.5722	0.4845	0.1000	16.9	20.0	-15.3	20.0
Butadiene	Ave	0.5972	0.5356		17.9	20.0	-10.3	20.0
Bromomethane	Ave	2.958	3.492	0.1000	23.6	20.0	18.0	50.0
Chloroethane	Ave	3.269	3.261	0.1000	20.0	20.0	-0.2	50.0
Dichlorofluoromethane	Ave	0.9299	0.8595		18.5	20.0	-7.6	20.0
Pentane	Ave	0.0691	0.0692		40.0	40.0	0.1	20.0
Trichlorofluoromethane	Ave	0.6273	0.5515	0.1000	17.6	20.0	-12.1	20.0
Ethanol	Ave	0.2481	0.1091		352	800	-56.0*	50.0
Ethyl ether	Ave	0.2626	0.2498		19.0	20.0	-4.9	20.0
2-Methyl-1,3-butadiene	Ave	0.3817	0.3604		18.9	20.0	-5.6	20.0
1,2-Dichloro-1,1,2-trifluoro ethane	Ave	0.3606	0.3967		22.0	20.0	10.0	20.0
1,1,1-Trifluoro-2,2-dichloro ethane	Ave	0.5954	0.6596		22.2	20.0	10.8	20.0
Acrolein	QuaF		0.0558		88.8	40.0	121.9*	50.0
1,1,2-Trichloro-1,2,2-triflu oroethane	Ave	0.3936	0.4157	0.1000	21.1	20.0	5.6	20.0
1,1-Dichloroethene	Ave	0.3867	0.3972	0.1000	20.5	20.0	2.7	20.0
Acetone	Ave	1.225	0.9154	0.0500	74.7	100	-25.3	50.0
Iodomethane	Ave	0.7203	0.7396		20.5	20.0	2.7	20.0
Carbon disulfide	Ave	1.642	1.610	0.1000	19.6	20.0	-1.9	50.0
Isopropyl alcohol	Ave	3.875	2.576		133	200	-33.5	50.0
3-Chloro-1-propene	Ave	0.2963	0.2799		18.9	20.0	-5.5	20.0
Cyclopentene	Ave	1.020	1.034		20.3	20.0	1.3	20.0
Methyl acetate	Ave	0.3302	0.2845	0.1000	34.5	40.0	-13.9	20.0
Acetonitrile	QuaF		0.1802		170	200	-15.1	20.0
Methylene Chloride	Ave	0.5193	0.5040	0.1000	19.4	20.0	-3.0	20.0
2-Methyl-2-propanol	Ave	11.64	9.97		171	200	-14.3	50.0
Methyl tert-butyl ether	Ave	1.296	1.185	0.1000	18.3	20.0	-8.6	20.0
trans-1,2-Dichloroethene	Ave	0.4409	0.4488	0.1000	20.4	20.0	1.8	20.0
Acrylonitrile	Ave	0.1699	0.1543		182	200	-9.2	20.0
Hexane	Ave	0.5487	0.5855		21.3	20.0	6.7	20.0
Isopropyl ether	Ave	1.602	1.393		17.4	20.0	-13.0	20.0
1,1-Dichloroethane	Ave	0.8511	0.7926	0.2000	18.6	20.0	-6.9	20.0
Vinyl acetate	Ave	0.6894	0.7798		45.2	40.0	13.1	20.0
2-Chloro-1,3-butadiene	Ave	0.3744	0.3716		19.9	20.0	-0.7	20.0

FORM VII
GC/MS VOA CONTINUING CALIBRATION DATA

Lab Name: Eurofins Edison Job No.: 460-266280-1

SDG No.:

Lab Sample ID: CCVIS 460-869712/3 Calibration Date: 10/02/2022 16:42

Instrument ID: CVOAMS17 Calib Start Date: 09/01/2022 08:57

GC Column: DB-624 ID: 0.18(mm) Calib End Date: 09/01/2022 11:22

Lab File ID: TT61393.D Conc. Units: ug/L Heated Purge: (Y/N) N

ANALYTE	CURVE TYPE	AVE RRF	RRF	MIN RRF	CALC AMOUNT	SPIKE AMOUNT	%D	MAX %D
Tert-butyl ethyl ether	Ave	1.479	1.278		17.3	20.0	-13.6	20.0
2,2-Dichloropropane	Ave	0.1762	0.1570		17.8	20.0	-10.9	20.0
cis-1,2-Dichloroethene	Ave	0.4774	0.4832	0.1000	20.2	20.0	1.2	20.0
2-Butanone	Ave	0.4162	0.4036	0.0500	97.0	100	-3.0	50.0
Ethyl acetate	Ave	0.3715	0.3734		40.2	40.0	0.5	20.0
Methyl acrylate	Ave	0.3992	0.3177		15.9	20.0	-20.4*	20.0
Propionitrile	Ave	14.65	16.05		219	200	9.5	20.0
Chlorobromomethane	Ave	0.2316	0.2313		20.0	20.0	-0.1	20.0
Tetrahydrofuran	Ave	0.4940	0.5269		42.7	40.0	6.6	20.0
Methacrylonitrile	Ave	0.1703	0.1585		186	200	-7.0	20.0
Chloroform	Ave	0.7999	0.7323	0.2000	18.3	20.0	-8.5	20.0
Cyclohexane	Ave	0.5754	0.5916	0.1000	20.6	20.0	2.8	50.0
1,1,1-Trichloroethane	Ave	0.6738	0.5926	0.1000	17.6	20.0	-12.0	20.0
Carbon tetrachloride	Ave	0.5729	0.4976	0.1000	17.4	20.0	-13.1	20.0
1,1-Dichloropropene	Ave	0.5845	0.5509		18.8	20.0	-5.8	20.0
Isobutyl alcohol	Ave	7.201	5.828		405	500	-19.1	50.0
Isooctane	Ave	1.510	1.418		18.8	20.0	-6.1	20.0
Benzene	Ave	2.480	2.470	0.5000	19.9	20.0	-0.4	20.0
Tert-amyl methyl ether	Ave	1.505	1.348		17.9	20.0	-10.5	20.0
Isopropyl acetate	Ave	0.2452	0.2057		16.8	20.0	-16.1	20.0
1,2-Dichloroethane	Ave	0.6199	0.4810	0.1000	15.5	20.0	-22.4*	20.0
n-Heptane	Ave	0.0892	0.0859		19.3	20.0	-3.7	20.0
n-Butanol	Ave	2.135	1.219		285	500	-42.9	50.0
Trichloroethene	Ave	0.4344	0.4108	0.2000	18.9	20.0	-5.4	20.0
Methylcyclohexane	Ave	0.6680	0.6743	0.1000	20.2	20.0	1.0	50.0
Ethyl acrylate	Ave	0.0612	0.0525		17.2	20.0	-14.2	20.0
1,2-Dichloropropane	Ave	0.4658	0.4300	0.1000	18.5	20.0	-7.7	20.0
Methyl methacrylate	Ave	0.0977	0.0840		34.4	40.0	-14.0	20.0
1,4-Dioxane	Ave	1.504	1.163		309	400	-22.7	50.0
Dibromomethane	Ave	0.2805	0.2398		17.1	20.0	-14.5	20.0
n-Propyl acetate	Ave	0.6274	0.4611		14.7	20.0	-26.5*	20.0
Bromodichloromethane	Ave	0.5834	0.5085	0.2000	17.4	20.0	-12.8	20.0
2-Chloroethyl vinyl ether	Ave	0.2739	0.2197		16.1	20.0	-19.8	20.0
2-Nitropropane	Ave	0.1307	0.0728		22.3	40.0	-44.3*	20.0
Epichlorohydrin	Ave	0.3441	0.3221		374	400	-6.4	20.0
cis-1,3-Dichloropropene	Ave	1.004	0.8917	0.2000	17.8	20.0	-11.2	50.0
MIBK	Ave	1.450	1.447	0.0500	99.8	100	-0.2	50.0
Toluene	Ave	2.416	2.413	0.4000	20.0	20.0	-0.1	20.0
trans-1,3-Dichloropropene	Ave	0.9029	0.7326	0.1000	16.2	20.0	-18.9	50.0
Ethyl methacrylate	Ave	0.8220	0.6496		15.8	20.0	-21.0*	20.0
1,1,2-Trichloroethane	Ave	0.4573	0.4298	0.1000	18.8	20.0	-6.0	20.0

FORM VII
GC/MS VOA CONTINUING CALIBRATION DATA

Lab Name: Eurofins Edison Job No.: 460-266280-1

SDG No.:

Lab Sample ID: CCVIS 460-869712/3 Calibration Date: 10/02/2022 16:42

Instrument ID: CVOAMS17 Calib Start Date: 09/01/2022 08:57

GC Column: DB-624 ID: 0.18(mm) Calib End Date: 09/01/2022 11:22

Lab File ID: TT61393.D Conc. Units: ug/L Heated Purge: (Y/N) N

ANALYTE	CURVE TYPE	AVE RRF	RRF	MIN RRF	CALC AMOUNT	SPIKE AMOUNT	%D	MAX %D
Tetrachloroethene	Ave	0.5394	0.5930	0.2000	22.0	20.0	9.9	20.0
1,3-Dichloropropane	Ave	0.8671	0.7965		18.4	20.0	-8.1	20.0
2-Hexanone	Ave	2.462	1.992	0.0500	80.9	100	-19.1	50.0
n-Butyl acetate	Ave	1.060	0.7781		14.7	20.0	-26.6*	20.0
Dibromochloromethane	Ave	0.5717	0.5168	0.1000	18.1	20.0	-9.6	50.0
Ethylene Dibromide	Ave	0.5068	0.4734	0.1000	18.7	20.0	-6.6	20.0
Chlorobenzene	Ave	1.493	1.514	0.5000	20.3	20.0	1.4	20.0
Ethylbenzene	Ave	0.8322	0.8335	0.1000	20.0	20.0	0.2	20.0
1,1,1,2-Tetrachloroethane	Ave	0.6057	0.5534		18.3	20.0	-8.6	20.0
m-Xylene & p-Xylene	Ave	1.028	0.9897	0.1000	19.3	20.0	-3.7	20.0
o-Xylene	Ave	1.074	1.041	0.3000	19.4	20.0	-3.1	20.0
n-Butyl acrylate	Ave	0.5432	0.3873		14.3	20.0	-28.7*	20.0
Styrene	Ave	1.715	1.585	0.3000	18.5	20.0	-7.6	20.0
Bromoform	Ave	0.3825	0.3372	0.1000	17.6	20.0	-11.8	20.0
Amyl acetate (mixed isomers)	Ave	2.456	1.583		12.9	20.0	-35.6*	20.0
Isopropylbenzene	Ave	2.709	2.560	0.1000	18.9	20.0	-5.5	20.0
Bromobenzene	Ave	1.139	1.145		20.1	20.0	0.5	20.0
1,1,2,2-Tetrachloroethane	Ave	1.334	1.152	0.3000	17.3	20.0	-13.6	20.0
N-Propylbenzene	Ave	5.908	5.406		18.3	20.0	-8.5	20.0
1,2,3-Trichloropropane	Ave	0.3830	0.3039		15.9	20.0	-20.7*	20.0
trans-1,4-Dichloro-2-butene	Ave	0.3752	0.1329		7.09	20.0	-64.6*	20.0
2-Chlorotoluene	Ave	4.117	3.678		17.9	20.0	-10.7	20.0
4-Ethyltoluene	Ave	4.786	4.441		18.6	20.0	-7.2	20.0
1,3,5-Trimethylbenzene	Ave	4.142	3.707		17.9	20.0	-10.5	20.0
4-Chlorotoluene	Ave	4.098	3.591		17.5	20.0	-12.4	20.0
Butyl Methacrylate	Ave	1.636	1.183		14.5	20.0	-27.7*	20.0
tert-Butylbenzene	Ave	3.161	2.900		18.3	20.0	-8.3	20.0
1,2,4-Trimethylbenzene	Ave	4.368	3.923		18.0	20.0	-10.2	20.0
sec-Butylbenzene	Ave	5.172	4.754		18.4	20.0	-8.1	20.0
1,3-Dichlorobenzene	Ave	2.228	2.193	0.6000	19.7	20.0	-1.6	20.0
4-Isopropyltoluene	Ave	4.378	4.057		18.5	20.0	-7.3	20.0
1,4-Dichlorobenzene	Ave	2.264	2.242	0.5000	19.8	20.0	-1.0	20.0
1,2,3-Trimethylbenzene	Ave	4.512	3.987		17.7	20.0	-11.6	20.0
Benzyl chloride	Ave	2.666	2.106		15.8	20.0	-21.0	50.0
Indan	Ave	4.233	3.962		18.7	20.0	-6.4	20.0
p-Diethylbenzene	Ave	2.369	2.249		19.0	20.0	-5.1	20.0
n-Butylbenzene	Ave	2.549	2.257		17.7	20.0	-11.5	20.0
1,2-Dichlorobenzene	Ave	2.243	2.223	0.4000	19.8	20.0	-0.9	20.0
1,2,4,5-Tetramethylbenzene	Ave	4.349	3.800		17.5	20.0	-12.6	20.0
1,2-Dibromo-3-Chloropropane	Ave	0.2699	0.2338	0.0500	17.3	20.0	-13.4	50.0
1,3,5-Trichlorobenzene	Ave	1.781	1.854		20.8	20.0	4.1	20.0

FORM VII
GC/MS VOA CONTINUING CALIBRATION DATA

Lab Name: Eurofins Edison Job No.: 460-266280-1

SDG No.:

Lab Sample ID: CCVIS 460-869712/3 Calibration Date: 10/02/2022 16:42

Instrument ID: CVOAMS17 Calib Start Date: 09/01/2022 08:57

GC Column: DB-624 ID: 0.18(mm) Calib End Date: 09/01/2022 11:22

Lab File ID: TT61393.D Conc. Units: ug/L Heated Purge: (Y/N) N

ANALYTE	CURVE TYPE	AVE RRF	RRF	MIN RRF	CALC AMOUNT	SPIKE AMOUNT	%D	MAX %D
1,2,4-Trichlorobenzene	Ave	1.675	1.691	0.2000	20.2	20.0	0.9	20.0
Hexachlorobutadiene	Ave	0.7395	0.7674		20.8	20.0	3.8	20.0
Naphthalene	Ave	4.154	3.792		18.3	20.0	-8.7	50.0
1,2,3-Trichlorobenzene	Ave	1.593	1.634		20.5	20.0	2.6	20.0
Dibromofluoromethane (Surr)	Ave	0.2591	0.2531		48.8	50.0	-2.3	20.0
1,2-Dichloroethane-d4 (Surr)	Ave	0.3253	0.2671		41.1	50.0	-17.9	20.0
Toluene-d8 (Surr)	Ave	1.288	1.344		52.2	50.0	4.4	20.0
Bromofluorobenzene	Ave	0.3886	0.4203		54.1	50.0	8.2	20.0

Eurofins Edison
Target Compound Quantitation Report

Data File: \\chromfs\Edison\ChromData\CVOAMS17\20221002-151182.b\TT61393.D
Lims ID: CCVIS
Client ID:
Sample Type: CCVIS
Inject. Date: 02-Oct-2022 16:42:30 ALS Bottle#: 2 Worklist Smp#: 3
Purge Vol: 5.000 mL Dil. Factor: 1.0000
Sample Info: CCVIS
Misc. Info.: 460-0151182-003
Operator ID: Instrument ID: CVOAMS17
Sublist: chrom-8260W_17*sub2

Method: \\chromfs\Edison\ChromData\CVOAMS17\20221002-151182.b\8260W_17.m
Limit Group: VOA - 8260D Water and Solid
Last Update: 04-Oct-2022 13:08:17 Calib Date: 01-Sep-2022 11:22:30
Integrator: RTE ID Type: Deconvolution ID
Quant Method: Internal Standard Quant By: Initial Calibration
Last ICal File: \\chromfs\Edison\ChromData\CVOAMS17\20220901-149891.b\TT59897.D

Column 1 : DB-624 (0.18 mm) Det: MS Quad
Process Host: CTX1631

First Level Reviewer: C1JX Date: 02-Oct-2022 17:33:33

Compound	Sig	RT (min.)	Exp RT (min.)	Dlt RT (min.)	Q	Response	Cal Amt ug/l	OnCol Amt ug/l	Flags
1 Monochloropentafluoroethane	119	1.184	1.184	0.000	63	9438	20.0	30.0	a
3 Chlorotrifluoroethene	116	1.245	1.245	0.000	95	43953	20.0	27.8	a
2 1,1-Difluoroethane	65	1.263	1.263	0.000	97	61410	20.0	22.8	
4 Dichlorodifluoromethane	85	1.281	1.281	0.000	54	115115	20.0	19.0	
5 Chlorodifluoromethane	67	1.293	1.293	0.000	98	19331	20.0	17.9	a
6 Chloromethane	50	1.427	1.427	0.000	98	139115	20.0	15.5	
7 Vinyl chloride	62	1.501	1.501	0.000	98	112527	20.0	16.9	
8 Butadiene	54	1.513	1.513	0.000	95	124380	20.0	17.9	
9 Bromomethane	94	1.751	1.751	0.000	99	83152	20.0	23.6	
10 Chloroethane	64	1.799	1.799	0.000	99	77655	20.0	20.0	
11 Dichlorofluoromethane	67	1.958	1.958	0.000	99	199612	20.0	18.5	
13 Pentane	72	1.964	1.964	0.000	96	32120	40.0	40.0	
12 Trichlorofluoromethane	101	1.970	1.970	0.000	52	128081	20.0	17.6	
15 Ethyl ether	74	2.135	2.135	0.000	93	58002	20.0	19.0	
14 Ethanol	46	2.135	2.135	0.000	76	3273	800.0	351.6	
16 2-Methyl-1,3-butadiene	53	2.147	2.147	0.000	96	83697	20.0	18.9	
17 1,2-Dichloro-1,1,2-trifluoroetha	117	2.196	2.196	0.000	95	92122	20.0	22.0	
18 1,1,1-Trifluoro-2,2-dichloroetha	83	2.244	2.244	0.000	88	153186	20.0	22.2	a
19 Acrolein	56	2.287	2.287	0.000	61	25923	40.0	88.8	
20 1,1,2-Trichloro-1,2,2-trifluoroe	101	2.305	2.305	0.000	89	96545	20.0	21.1	
21 1,1-Dichloroethene	96	2.317	2.317	0.000	98	92255	20.0	20.5	
22 Acetone	43	2.403	2.403	0.000	87	108976	100.0	74.7	
23 Iodomethane	142	2.452	2.452	0.000	98	171770	20.0	20.5	
24 Carbon disulfide	76	2.476	2.476	0.000	99	373967	20.0	19.6	
25 Isopropyl alcohol	45	2.482	2.482	0.000	25	19328	200.0	133.0	a
26 3-Chloro-1-propene	76	2.592	2.592	0.000	89	65009	20.0	18.9	
28 Cyclopentene	67	2.610	2.610	0.000	91	240145	20.0	20.3	
27 Methyl acetate	43	2.610	2.610	0.000	57	132125	40.0	34.5	
29 Acetonitrile	40	2.665	2.665	0.000	94	42899	200.0	169.7	Ma
30 Methylene Chloride	84	2.708	2.708	0.000	91	117047	20.0	19.4	

Compound	Sig	RT (min.)	Exp RT (min.)	Dlt RT (min.)	Q	Response	Cal Amt ug/l	OnCol Amt ug/l	Flags
* 31 TBA-d9 (IS)	66	2.702	2.702	0.000	0	37512	1000.0	1000.0	
32 2-Methyl-2-propanol	59	2.775	2.775	0.000	91	74806	200.0	171.4	a
33 Methyl tert-butyl ether	73	2.854	2.854	0.000	98	275233	20.0	18.3	
34 trans-1,2-Dichloroethene	96	2.872	2.872	0.000	96	104237	20.0	20.4	
35 Acrylonitrile	53	2.945	2.945	0.000	96	358336	200.0	181.7	
36 Hexane	57	3.012	3.012	0.000	91	135983	20.0	21.3	
37 Isopropyl ether	45	3.208	3.208	0.000	97	323469	20.0	17.4	
38 1,1-Dichloroethane	63	3.232	3.232	0.000	99	184061	20.0	18.6	
39 Vinyl acetate	86	3.250	3.250	0.000	100	37133	40.0	45.2	
40 2-Chloro-1,3-butadiene	88	3.275	3.275	0.000	90	86300	20.0	19.9	
41 Tert-butyl ethyl ether	59	3.500	3.500	0.000	89	296821	20.0	17.3	
* 42 2-Butanone-d5	46	3.683	3.683	0.000	0	297625	250.0	250.0	
43 2,2-Dichloropropane	97	3.701	3.701	0.000	78	36459	20.0	17.8	
44 cis-1,2-Dichloroethene	96	3.714	3.714	0.000	97	112211	20.0	20.2	
45 2-Butanone (MEK)	72	3.732	3.732	0.000	96	48044	100.0	97.0	
46 Ethyl acetate	70	3.738	3.738	0.000	97	17781	40.0	40.2	
48 Propionitrile	54	3.860	3.860	0.000	99	120417	200.0	219.1	
49 Chlorobromomethane	128	3.915	3.915	0.000	94	53722	20.0	20.0	
50 Tetrahydrofuran	72	3.933	3.933	0.000	52	25089	40.0	42.7	
51 Methacrylonitrile	67	3.951	3.951	0.000	91	368036	200.0	186.1	
52 Chloroform	83	3.976	3.976	0.000	99	170058	20.0	18.3	
53 Cyclohexane	84	4.092	4.092	0.000	91	137384	20.0	20.6	
47 Methyl acrylate	55	3.787	3.787	0.000	100	73779	20.0	15.9	a
54 1,1,1-Trichloroethane	97	4.104	4.104	0.000	99	137635	20.0	17.6	
$ 55 Dibromofluoromethane (Surr)	113	4.122	4.122	0.000	98	146934	50.0	48.8	
56 Carbon tetrachloride	117	4.213	4.213	0.000	98	115571	20.0	17.4	
57 1,1-Dichloropropene	75	4.244	4.244	0.000	98	127938	20.0	18.8	
59 Isooctane	57	4.402	4.402	0.000	98	329220	20.0	18.8	
60 Benzene	78	4.427	4.427	0.000	97	397811	20.0	19.9	
$ 61 1,2-Dichloroethane-d4 (Surr)	65	4.445	4.445	0.000	0	155100	50.0	41.1	
62 Tert-amyl methyl ether	73	4.494	4.494	0.000	83	313004	20.0	17.9	
58 Isobutyl alcohol	43	4.402	4.402	0.000	91	109301	500.0	404.6	a
63 Isopropyl acetate	61	4.500	4.500	0.000	93	47772	20.0	16.8	
64 1,2-Dichloroethane	62	4.518	4.518	0.000	96	111703	20.0	15.5	
65 n-Heptane	100	4.579	4.579	0.000	94	19949	20.0	19.3	
* 66 Fluorobenzene	96	4.707	4.707	0.000	99	580594	50.0	50.0	
68 Trichloroethene	95	5.036	5.036	0.000	99	95401	20.0	18.9	
69 Methylcyclohexane	83	5.152	5.152	0.000	95	156606	20.0	20.2	
67 n-Butanol	56	5.030	5.030	0.000	29	22863	500.0	285.4	a
70 Ethyl acrylate	99	5.164	5.164	0.000	97	12186	20.0	17.2	
71 1,2-Dichloropropane	63	5.317	5.317	0.000	93	99855	20.0	18.5	
* 72 1,4-Dioxane-d8	96	5.384	5.384	0.000	0	19198	1000.0	1000.0	
73 Methyl methacrylate	100	5.402	5.402	0.000	91	39020	40.0	34.4	
75 1,4-Dioxane	88	5.439	5.439	0.000	37	8929	400.0	309.2	
74 Dibromomethane	93	5.439	5.439	0.000	95	55697	20.0	17.1	
76 n-Propyl acetate	43	5.463	5.463	0.000	98	107074	20.0	14.7	
77 Dichlorobromomethane	83	5.591	5.591	0.000	99	118100	20.0	17.4	
78 2-Nitropropane	41	5.927	5.927	0.000	77	33799	40.0	22.3	
79 2-Chloroethyl vinyl ether	63	5.927	5.927	0.000	81	51138	20.0	16.1	
80 Epichlorohydrin	57	6.024	6.024	0.000	99	153408	400.0	374.5	
81 cis-1,3-Dichloropropene	75	6.073	6.073	0.000	92	143632	20.0	17.8	
82 4-Methyl-2-pentanone (MIBK)	58	6.244	6.244	0.000	96	172238	100.0	99.8	

Compound	Sig	RT (min.)	Exp RT (min.)	Dlt RT (min.)	Q	Response	Cal Amt ug/l	OnCol Amt ug/l	Flags
$ 83 Toluene-d8 (Surr)	98	6.304	6.304	0.000	99	541277	50.0	52.2	
84 Toluene	91	6.378	6.378	0.000	93	388755	20.0	20.0	
85 trans-1,3-Dichloropropene	75	6.731	6.731	0.000	97	118015	20.0	16.2	
86 Ethyl methacrylate	69	6.774	6.774	0.000	90	104636	20.0	15.8	
87 1,1,2-Trichloroethane	83	6.939	6.939	0.000	97	69234	20.0	18.8	
88 Tetrachloroethene	166	6.963	6.963	0.000	96	95526	20.0	22.0	
89 1,3-Dichloropropane	76	7.140	7.140	0.000	93	128303	20.0	18.4	
90 2-Hexanone	43	7.219	7.219	0.000	97	237125	100.0	80.9	
91 n-Butyl acetate	43	7.341	7.341	0.000	99	125337	20.0	14.7	
92 Chlorodibromomethane	129	7.359	7.359	0.000	98	83249	20.0	18.1	
93 Ethylene Dibromide	107	7.499	7.499	0.000	98	76256	20.0	18.7	
* 94 Chlorobenzene-d5	117	8.042	8.042	0.000	88	402702	50.0	50.0	
95 Chlorobenzene	112	8.079	8.079	0.000	95	243862	20.0	20.3	
96 Ethylbenzene	106	8.188	8.188	0.000	98	134259	20.0	20.0	
97 1,1,1,2-Tetrachloroethane	131	8.200	8.200	0.000	98	89141	20.0	18.3	
98 m-Xylene & p-Xylene	106	8.347	8.347	0.000	0	159420	20.0	19.3	
99 o-Xylene	106	8.859	8.859	0.000	94	167710	20.0	19.4	
100 n-Butyl acrylate	73	8.877	8.877	0.000	97	62389	20.0	14.3	
101 Styrene	104	8.902	8.902	0.000	95	255278	20.0	18.5	
102 Bromoform	173	9.158	9.158	0.000	97	54312	20.0	17.6	
103 Amyl acetate (mixed isomers)	43	9.182	9.182	0.000	91	149175	20.0	12.9	
104 Isopropylbenzene	105	9.322	9.322	0.000	96	412432	20.0	18.9	
$ 105 4-Bromofluorobenzene	174	9.560	9.560	0.000	94	169263	50.0	54.1	
106 Bromobenzene	156	9.706	9.706	0.000	97	107934	20.0	20.1	
107 1,1,2,2-Tetrachloroethane	83	9.786	9.786	0.000	98	108597	20.0	17.3	
108 N-Propylbenzene	91	9.804	9.804	0.000	99	509543	20.0	18.3	
109 1,2,3-Trichloropropane	110	9.828	9.828	0.000	98	28644	20.0	15.9	
110 trans-1,4-Dichloro-2-butene	53	9.865	9.865	0.000	85	12530	20.0	7.09	a
111 2-Chlorotoluene	91	9.914	9.914	0.000	96	346641	20.0	17.9	
112 4-Ethyltoluene	105	9.938	9.938	0.000	98	418555	20.0	18.6	
113 1,3,5-Trimethylbenzene	105	10.017	10.017	0.000	93	349367	20.0	17.9	
114 4-Chlorotoluene	91	10.042	10.042	0.000	98	338493	20.0	17.5	
115 Butyl Methacrylate	87	10.151	10.151	0.000	89	111483	20.0	14.5	
116 tert-Butylbenzene	119	10.334	10.334	0.000	94	273333	20.0	18.3	
117 1,2,4-Trimethylbenzene	105	10.401	10.401	0.000	97	369763	20.0	18.0	
118 sec-Butylbenzene	105	10.554	10.554	0.000	99	448097	20.0	18.4	
119 1,3-Dichlorobenzene	146	10.682	10.682	0.000	97	206706	20.0	19.7	
120 4-Isopropyltoluene	119	10.700	10.700	0.000	98	382407	20.0	18.5	
* 121 1,4-Dichlorobenzene-d4	152	10.755	10.755	0.000	94	235638	50.0	50.0	
122 1,4-Dichlorobenzene	146	10.779	10.779	0.000	95	211301	20.0	19.8	
123 1,2,3-Trimethylbenzene	105	10.810	10.810	0.000	98	375804	20.0	17.7	
124 Benzyl chloride	91	10.926	10.926	0.000	99	198465	20.0	15.8	
125 2,3-Dihydroindene	117	10.980	10.980	0.000	94	373416	20.0	18.7	
126 p-Diethylbenzene	119	11.060	11.060	0.000	93	211949	20.0	19.0	
127 n-Butylbenzene	92	11.078	11.078	0.000	98	212735	20.0	17.7	
128 1,2-Dichlorobenzene	146	11.121	11.121	0.000	97	209556	20.0	19.8	
129 1,2,4,5-Tetramethylbenzene	119	11.736	11.736	0.000	97	358196	20.0	17.5	
130 1,2-Dibromo-3-Chloropropane	157	11.816	11.816	0.000	96	22034	20.0	17.3	
131 1,3,5-Trichlorobenzene	180	11.931	11.931	0.000	98	174773	20.0	20.8	
132 1,2,4-Trichlorobenzene	180	12.437	12.437	0.000	94	159345	20.0	20.2	
133 Hexachlorobutadiene	225	12.529	12.529	0.000	97	72334	20.0	20.8	
134 Naphthalene	128	12.633	12.633	0.000	99	357378	20.0	18.3	

Compound	Sig	RT (min.)	Exp RT (min.)	Dlt RT (min.)	Q	Response	Cal Amt ug/l	OnCol Amt ug/l	Flags
135 1,2,3-Trichlorobenzene	180	12.815	12.815	0.000	95	154007	20.0	20.5	
S 136 1,2-Dichloroethene, Total	100				0		40.0	40.6	
S 137 Xylenes, Total	100				0		40.0	38.6	
S 139 1,3-Dichloropropene, Total	1				0		40.0	34.0	
S 140 Total BTEX	1				0		100.0	98.6	

QC Flag Legend

Processing Flags
Review Flags
M - Manually Integrated
a - User Assigned ID

Reagents:

524freon_00058	Amount Added:	20.00	Units: uL	
ACROLEIN W_00144	Amount Added:	4.00	Units: uL	
8260MIX1COMB_00160	Amount Added:	20.00	Units: uL	
GASES Li_00496	Amount Added:	20.00	Units: uL	
VOA6IS/SURR_00061	Amount Added:	5.00	Units: uL	Run Reagent

Report Date: 04-Oct-2022 13:08:19 Chrom Revision: 2.3 28-Sep-2022 12:57:42

Eurofins Edison

Data File: \\chromfs\Edison\ChromData\CVOAMS17\20221002-151182.b\TT61393.D

Injection Date: 02-Oct-2022 16:42:30 Instrument ID: CVOAMS17

Lims ID: CCVIS

Client ID:

Operator ID: ALS Bottle#: 2 Worklist Smp#: 3

Purge Vol: 5.000 mL Dil. Factor: 1.0000

Method: 8260W_17 Limit Group: VOA - 8260D Water and Solid

Column: DB-624 (0.18 mm)

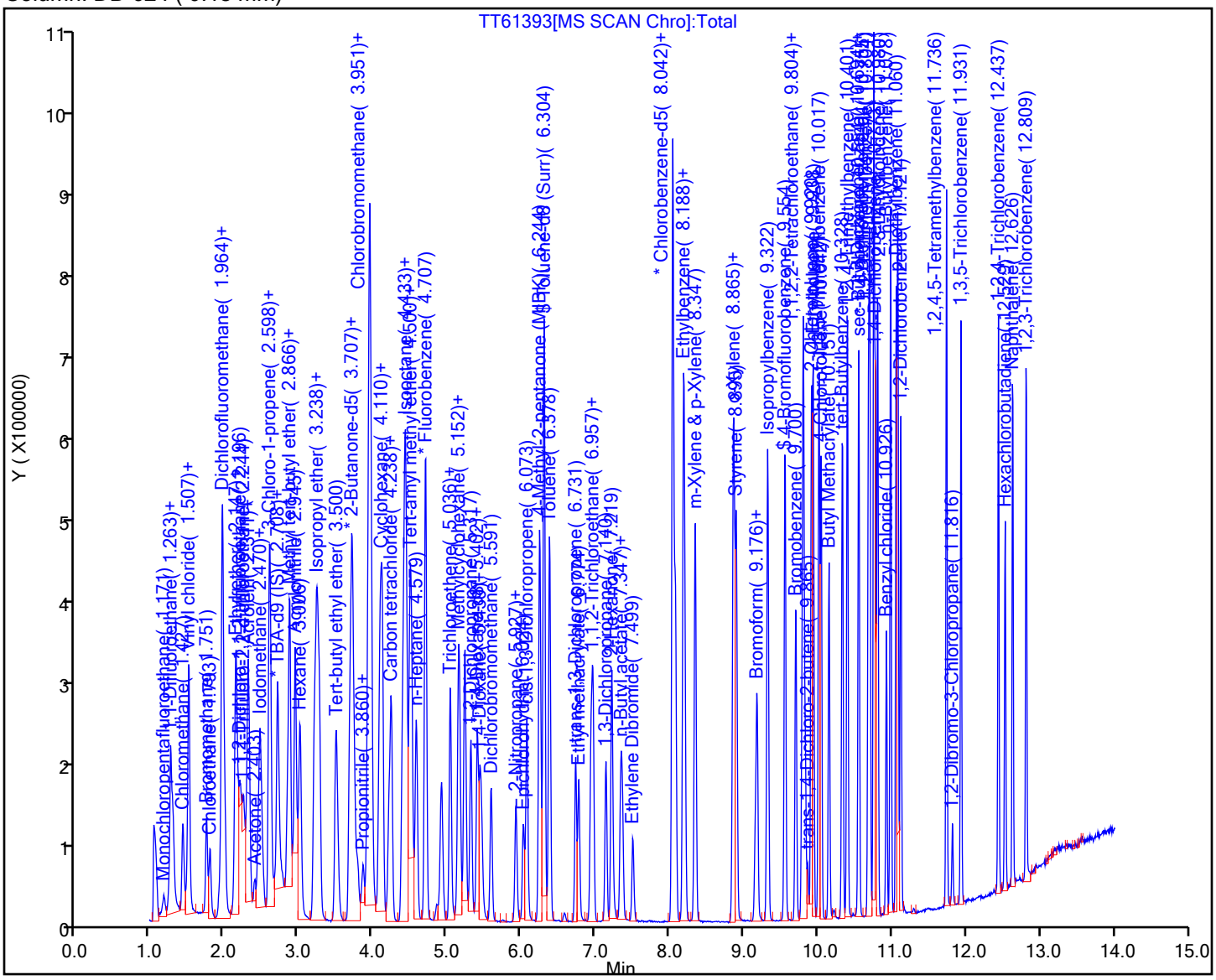

Manual Integration/User Assign Peak Report

Eurofins Edison

Data File: \\chromfs\Edison\ChromData\CVOAMS17\20221002-151182.b\TT61393.D
Injection Date: 02-Oct-2022 16:42:30 Instrument ID: CVOAMS17
Lims ID: CCVIS
Client ID:
Operator ID: ALS Bottle#: 2 Worklist Smp#: 3
Purge Vol: 5.000 mL Dil. Factor: 1.0000
Method: 8260W_17 Limit Group: VOA - 8260D Water and Solid
Column: DB-624 (0.18 mm) Detector MS Quad

1 Monochloropentafluoroethane, CAS: 76-15-3

Signal: 1

Not Detected
Expected RT: 1.18

Processing Integration Results

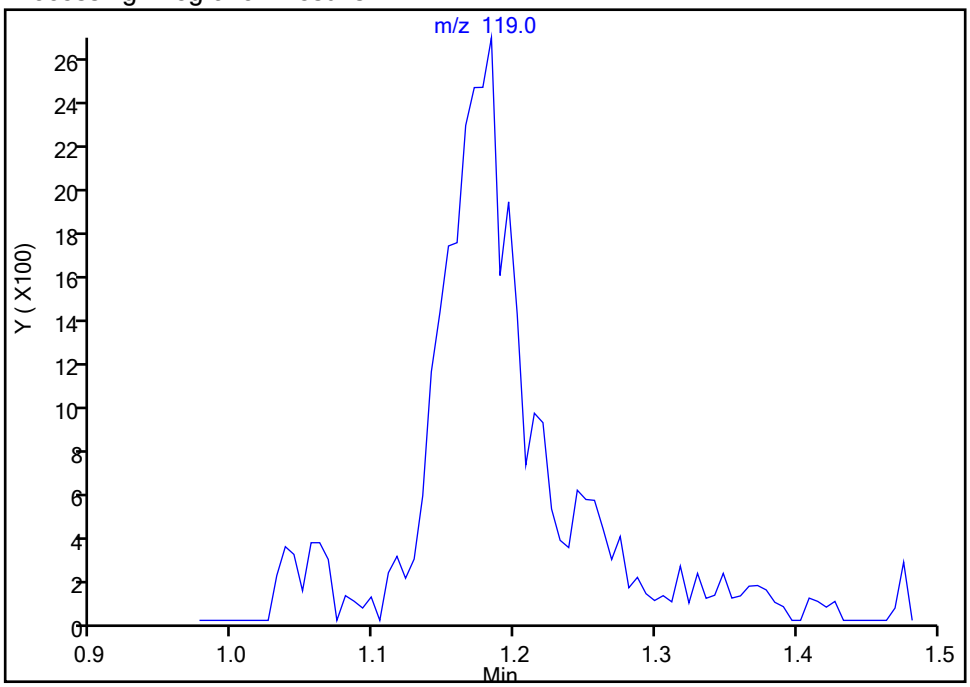

Manual Integration Results

RT: 1.18
Area: 9438
Amount: 29.973263
Amount Units: ug/l

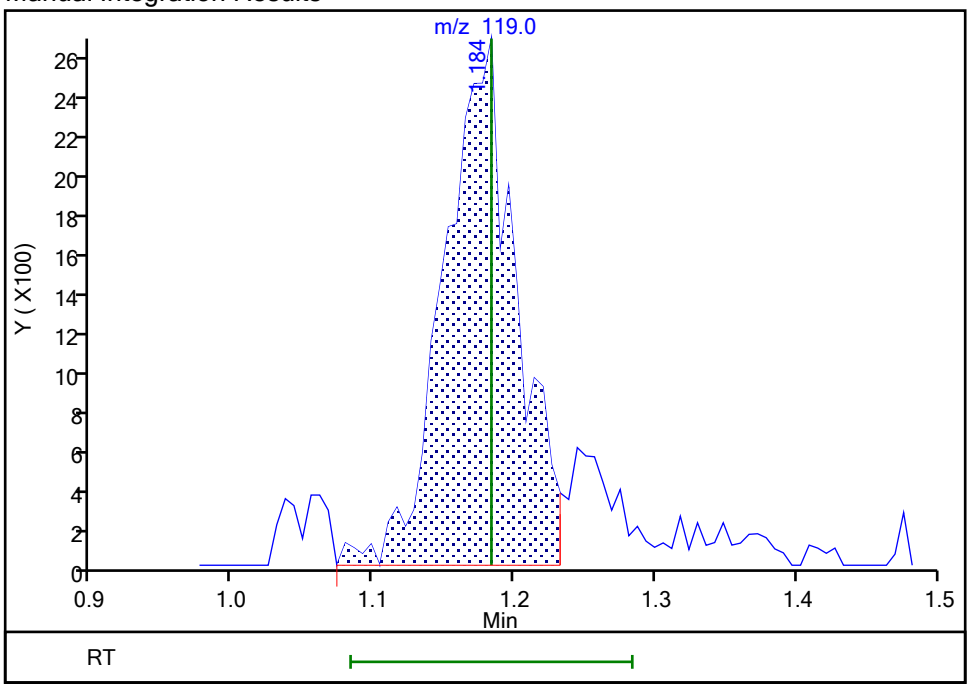

Reviewer: XE5L, 04-Oct-2022 13:05:42
Audit Action: Assigned Compound ID Audit Reason: Peak assignment corrected

Eurofins Edison

Data File: \\chromfs\Edison\ChromData\CVOAMS17\20221002-151182.b\TT61393.D
Injection Date: 02-Oct-2022 16:42:30 Instrument ID: CVOAMS17
Lims ID: CCVIS
Client ID:
Operator ID: ALS Bottle#: 2 Worklist Smp#: 3
Purge Vol: 5.000 mL Dil. Factor: 1.0000
Method: 8260W_17 Limit Group: VOA - 8260D Water and Solid
Column: DB-624 (0.18 mm) Detector MS Quad

3 Chlorotrifluoroethene, CAS: 79-38-9

Signal: 1

Not Detected
Expected RT: 1.24

Processing Integration Results

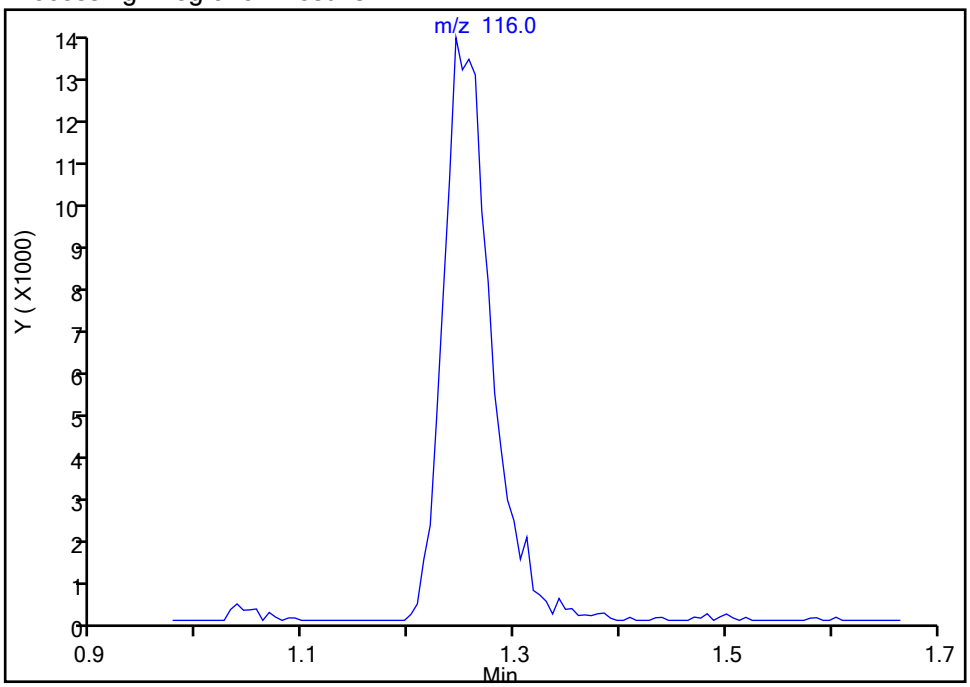

Manual Integration Results

RT: 1.24
Area: 43953
Amount: 27.834086
Amount Units: ug/l

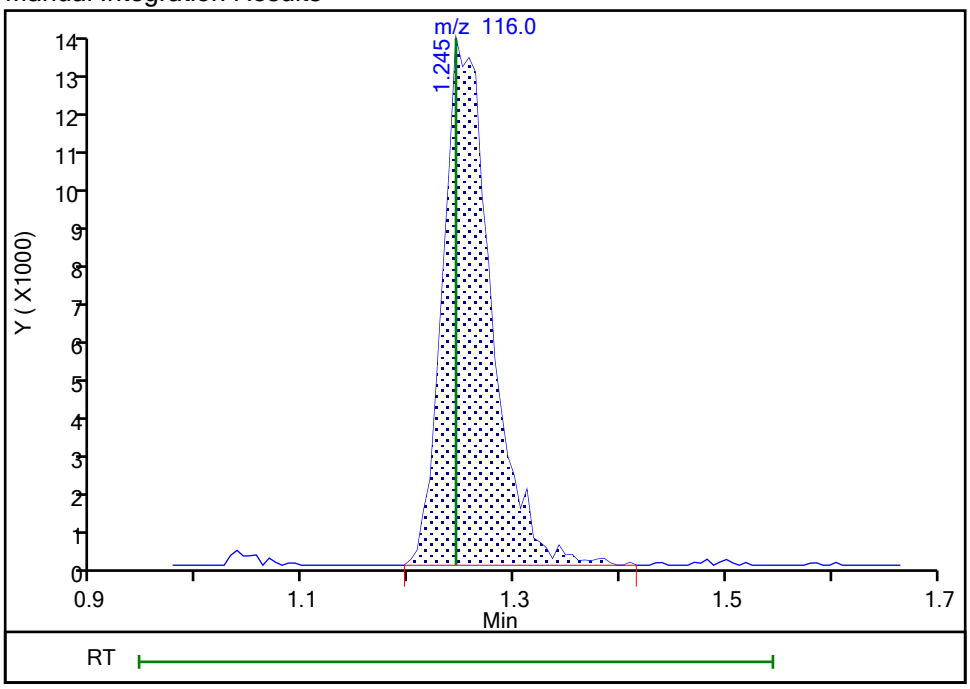

Reviewer: XE5L, 04-Oct-2022 13:05:45
Audit Action: Assigned Compound ID Audit Reason: Peak assignment corrected

Eurofins Edison

Data File: \\chromfs\Edison\ChromData\CVOAMS17\20221002-151182.b\TT61393.D
Injection Date: 02-Oct-2022 16:42:30 Instrument ID: CVOAMS17
Lims ID: CCVIS
Client ID:
Operator ID: ALS Bottle#: 2 Worklist Smp#: 3
Purge Vol: 5.000 mL Dil. Factor: 1.0000
Method: 8260W_17 Limit Group: VOA - 8260D Water and Solid
Column: DB-624 (0.18 mm) Detector MS Quad

5 Chlorodifluoromethane, CAS: 75-45-6

Signal: 1

Not Detected
Expected RT: 1.29

Processing Integration Results

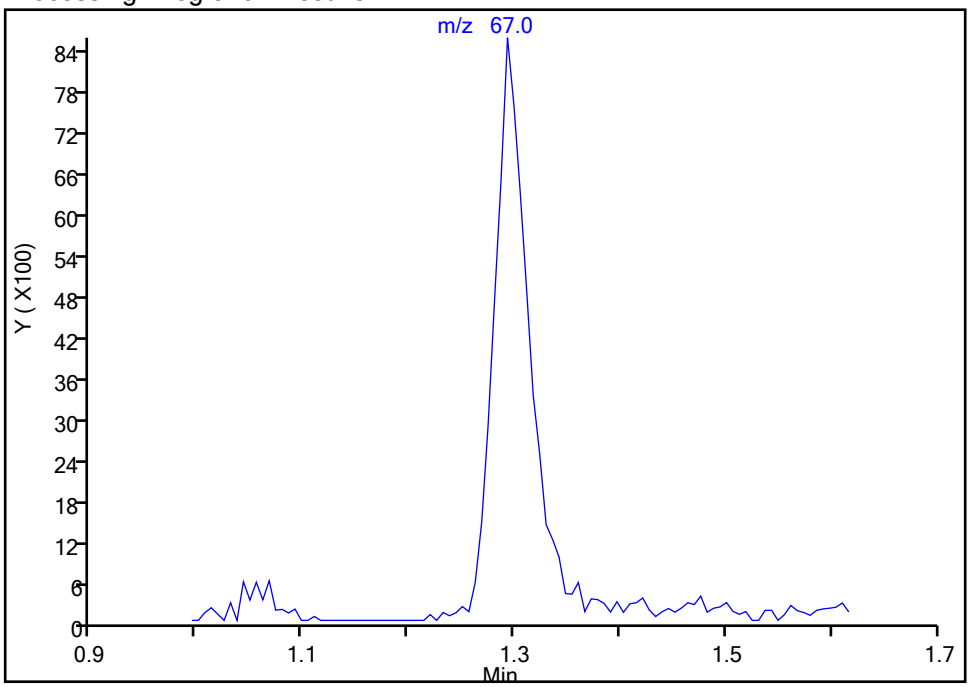

Manual Integration Results

RT: 1.29
Area: 19331
Amount: 17.909342
Amount Units: ug/l

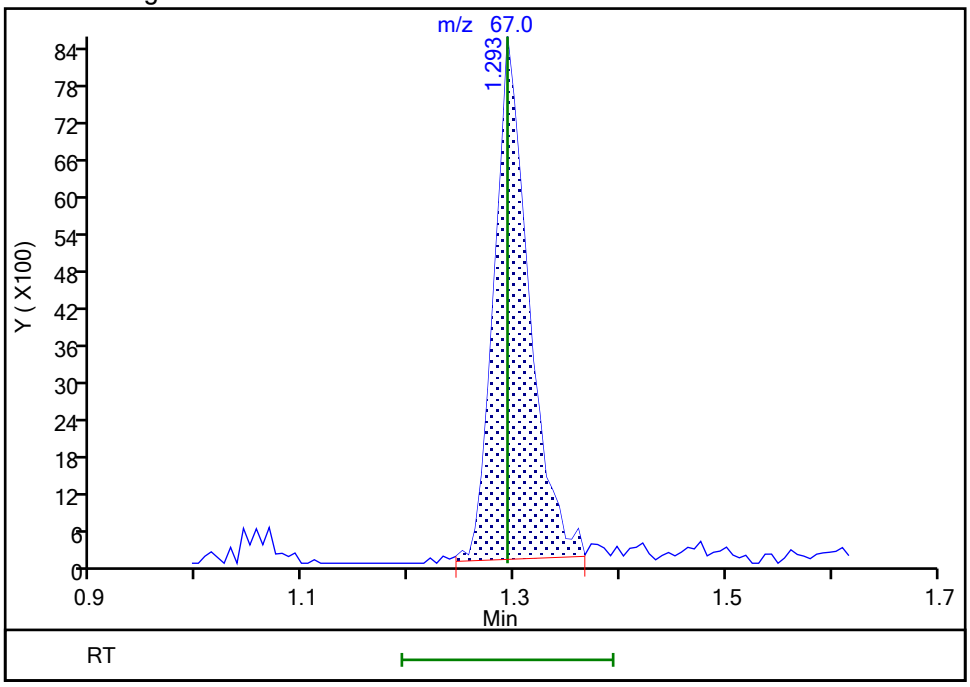

Reviewer: XE5L, 04-Oct-2022 13:05:50
Audit Action: Assigned Compound ID Audit Reason: Peak assignment corrected

Manual Integration/User Assign Peak Report

Eurofins Edison

Data File: \\chromfs\Edison\ChromData\CVOAMS17\20221002-151182.b\TT61393.D
Injection Date: 02-Oct-2022 16:42:30 Instrument ID: CVOAMS17
Lims ID: CCVIS
Client ID:
Operator ID: ALS Bottle#: 2 Worklist Smp#: 3
Purge Vol: 5.000 mL Dil. Factor: 1.0000
Method: 8260W_17 Limit Group: VOA - 8260D Water and Solid
Column: DB-624 (0.18 mm) Detector MS Quad

18 1,1,1-Trifluoro-2,2-dichloroetha, CAS: 306-83-2

Signal: 1

Not Detected
Expected RT: 2.24

Processing Integration Results

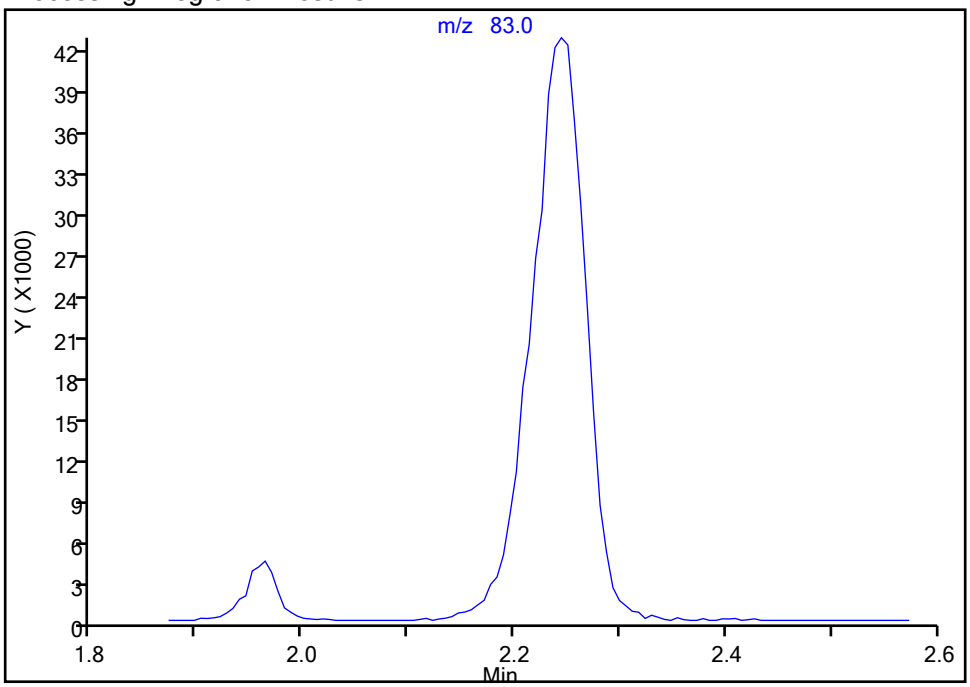

Manual Integration Results

RT: 2.24
Area: 153186
Amount: 22.155217
Amount Units: ug/l

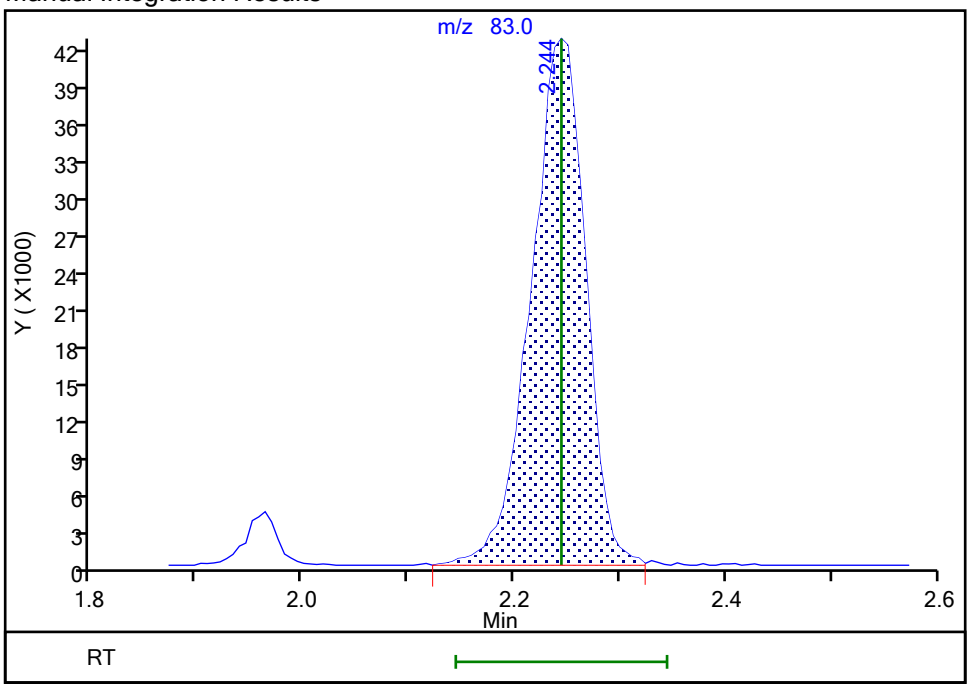

Reviewer: XE5L, 04-Oct-2022 13:06:00
Audit Action: Assigned Compound ID Audit Reason: Peak assignment corrected

Manual Integration/User Assign Peak Report

Eurofins Edison

Data File: \\chromfs\Edison\ChromData\CVOAMS17\20221002-151182.b\TT61393.D
Injection Date: 02-Oct-2022 16:42:30 Instrument ID: CVOAMS17
Lims ID: CCVIS
Client ID:
Operator ID: ALS Bottle#: 2 Worklist Smp#: 3
Purge Vol: 5.000 mL Dil. Factor: 1.0000
Method: 8260W_17 Limit Group: VOA - 8260D Water and Solid
Column: DB-624 (0.18 mm) Detector MS Quad

25 Isopropyl alcohol, CAS: 67-63-0

Signal: 1

Processing Integration Results

RT: 2.40
Area: 405
Amount: 2.786448
Amount Units: ug/l

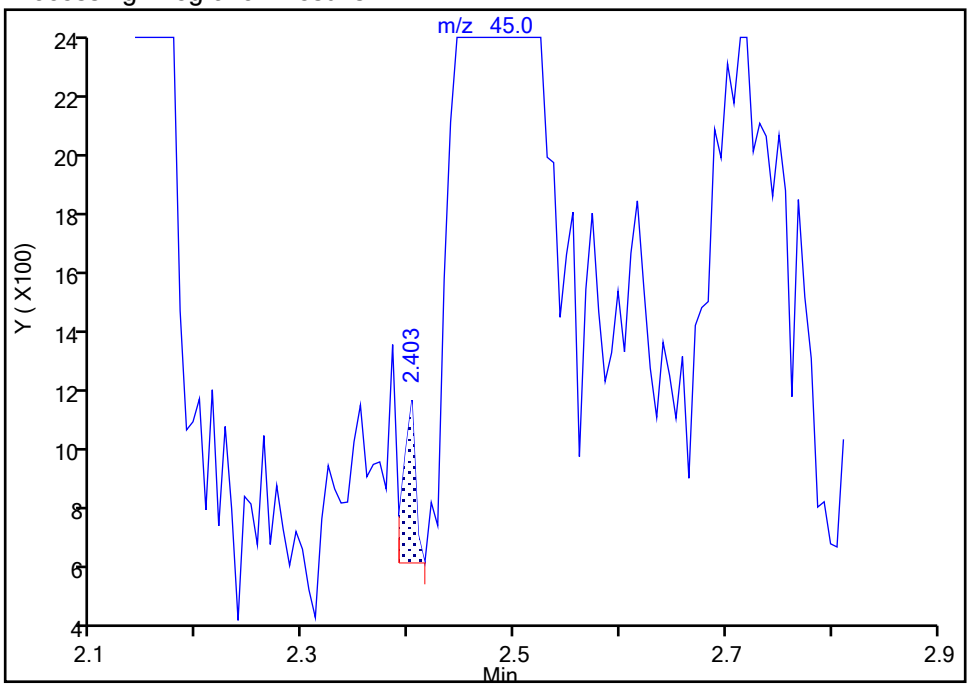

Manual Integration Results

RT: 2.48
Area: 19328
Amount: 132.9789
Amount Units: ug/l

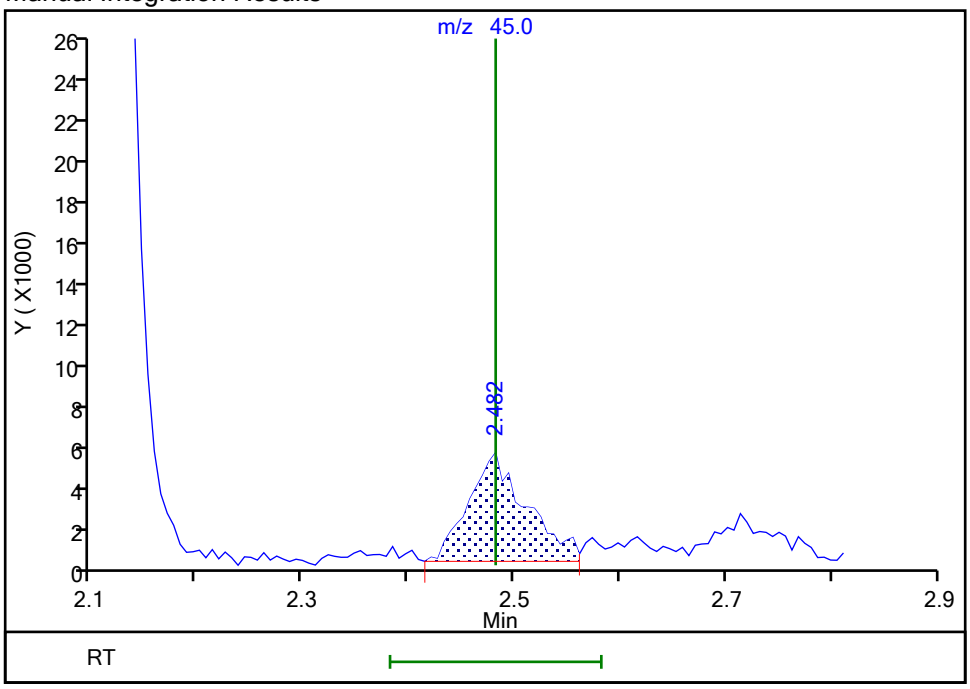

Reviewer: XE5L, 04-Oct-2022 13:06:08
Audit Action: Assigned Compound ID Audit Reason: Peak assignment corrected

Manual Integration/User Assign Peak Report

Eurofins Edison

Data File: \\chromfs\Edison\ChromData\CVOAMS17\20221002-151182.b\TT61393.D
Injection Date: 02-Oct-2022 16:42:30 Instrument ID: CVOAMS17
Lims ID: CCVIS
Client ID:
Operator ID: ALS Bottle#: 2 Worklist Smp#: 3
Purge Vol: 5.000 mL Dil. Factor: 1.0000
Method: 8260W_17 Limit Group: VOA - 8260D Water and Solid
Column: DB-624 (0.18 mm) Detector MS Quad

29 Acetonitrile, CAS: 75-05-8

Signal: 1

Processing Integration Results

RT: 2.60
Area: 40260
Amount: 159.1104
Amount Units: ug/l

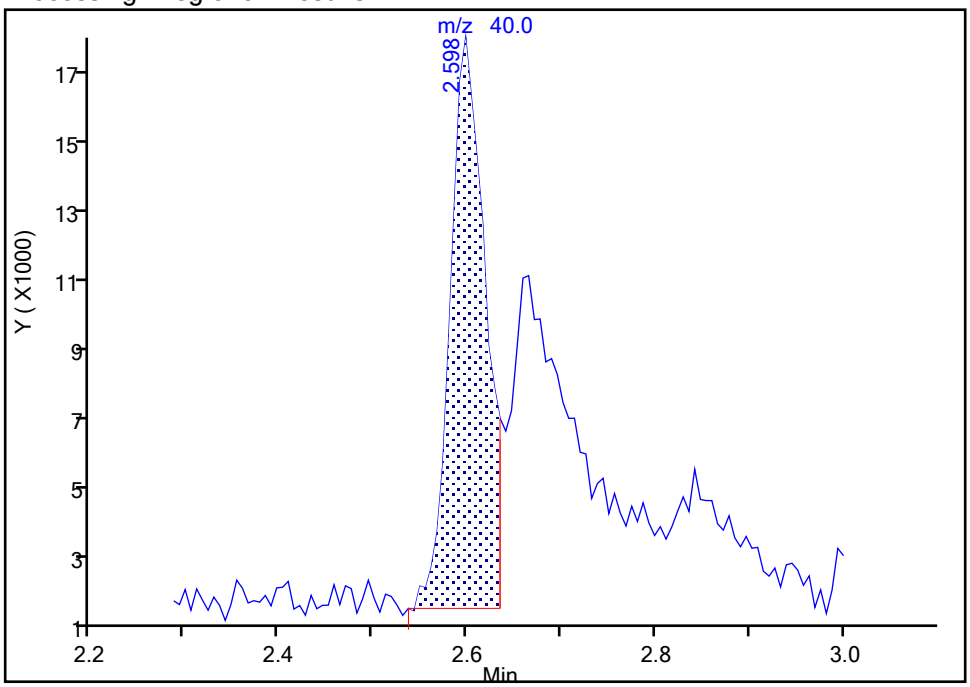

Manual Integration Results

RT: 2.66
Area: 42899
Amount: 169.7098
Amount Units: ug/l

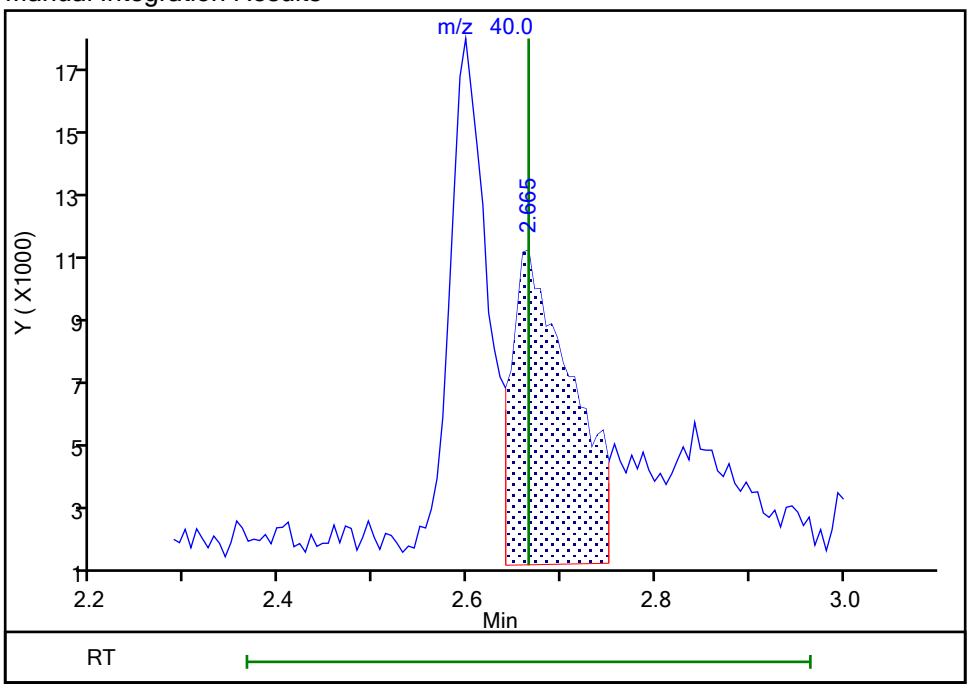

Reviewer: XE5L, 04-Oct-2022 13:06:23
Audit Action: Manually Integrated Audit Reason: Wrong peak

Manual Integration/User Assign Peak Report

Eurofins Edison

Data File: \\chromfs\Edison\ChromData\CVOAMS17\20221002-151182.b\TT61393.D
Injection Date: 02-Oct-2022 16:42:30 Instrument ID: CVOAMS17
Lims ID: CCVIS
Client ID:
Operator ID: ALS Bottle#: 2 Worklist Smp#: 3
Purge Vol: 5.000 mL Dil. Factor: 1.0000
Method: 8260W_17 Limit Group: VOA - 8260D Water and Solid
Column: DB-624 (0.18 mm) Detector MS Quad

32 2-Methyl-2-propanol, CAS: 75-65-0

Signal: 1

Not Detected
Expected RT: 2.77

Processing Integration Results

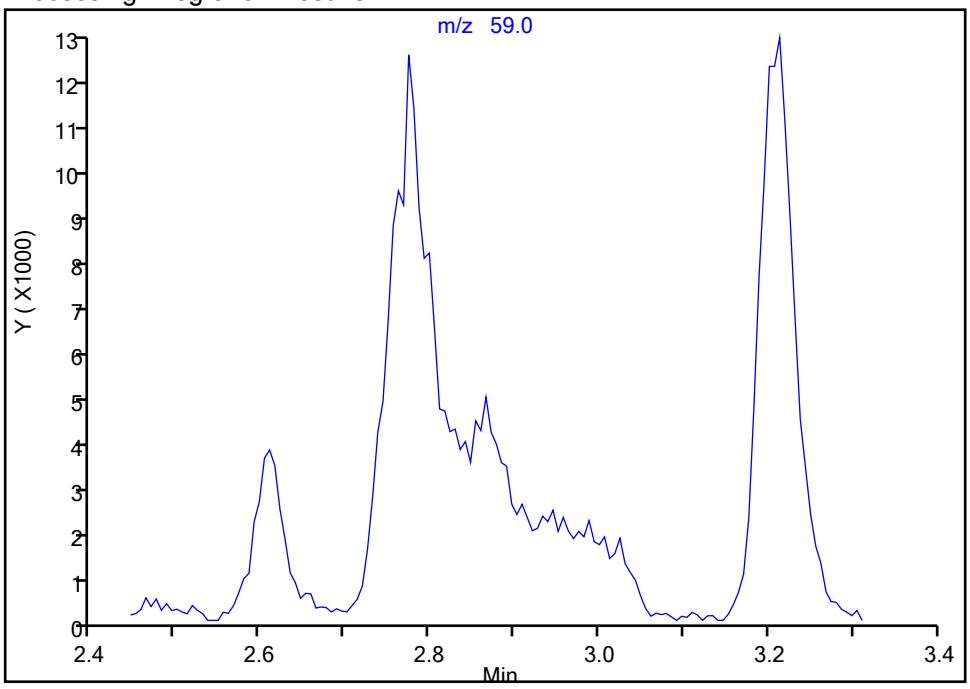

Manual Integration Results

RT: 2.77
Area: 74806
Amount: 171.3768
Amount Units: ug/l

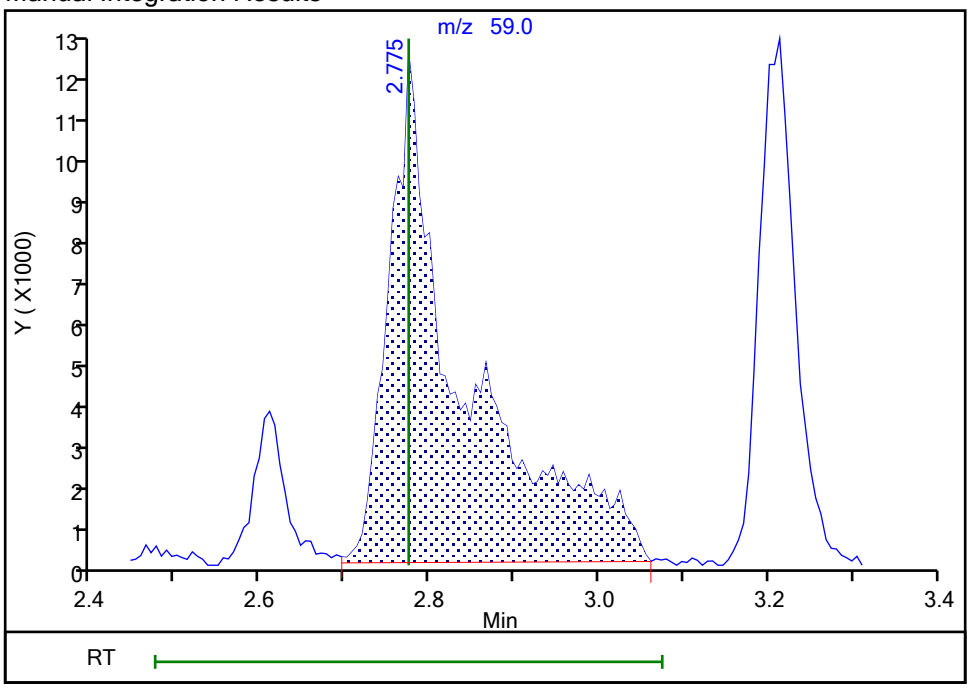

Reviewer: XE5L, 04-Oct-2022 13:06:29
Audit Action: Assigned Compound ID Audit Reason: Wrong peak

Eurofins Edison

Data File: \\chromfs\Edison\ChromData\CVOAMS17\20221002-151182.b\TT61393.D
Injection Date: 02-Oct-2022 16:42:30 Instrument ID: CVOAMS17
Lims ID: CCVIS
Client ID:
Operator ID: ALS Bottle#: 2 Worklist Smp#: 3
Purge Vol: 5.000 mL Dil. Factor: 1.0000
Method: 8260W_17 Limit Group: VOA - 8260D Water and Solid
Column: DB-624 (0.18 mm) Detector MS Quad

47 Methyl acrylate, CAS: 96-33-3

Signal: 1

Processing Integration Results

RT: 4.09
Area: 61132
Amount: 13.187608
Amount Units: ug/l

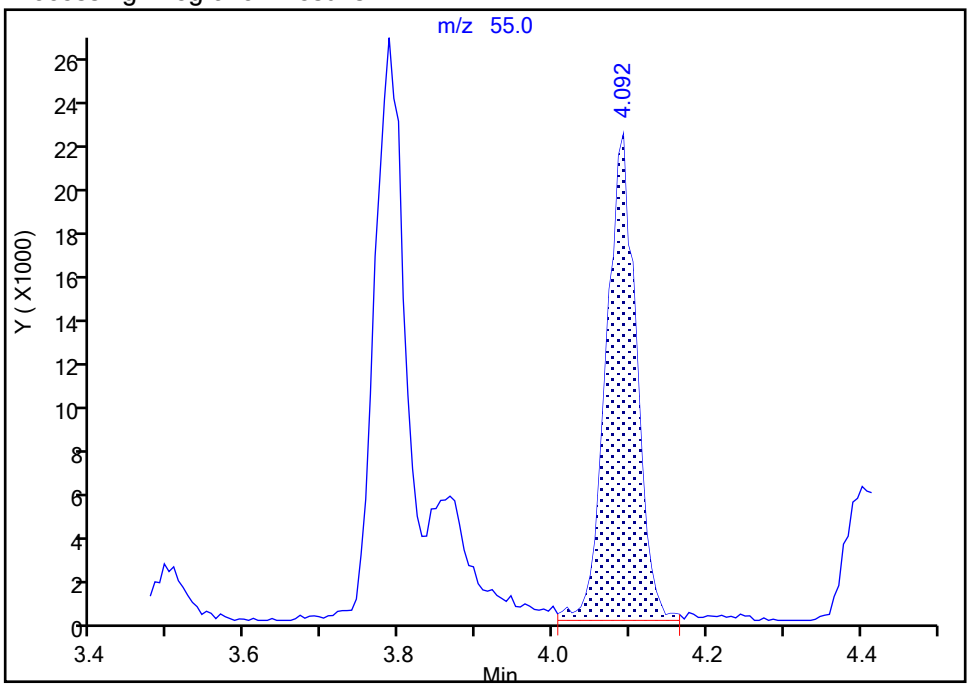

Manual Integration Results

RT: 3.79
Area: 73779
Amount: 15.915863
Amount Units: ug/l

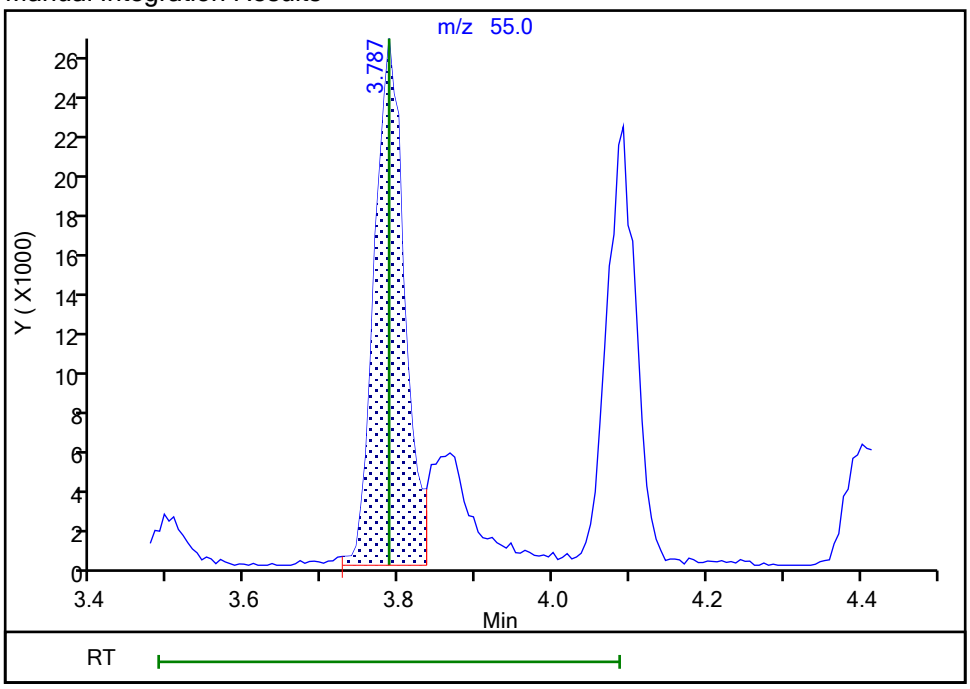

Reviewer: XE5L, 04-Oct-2022 13:06:39
Audit Action: Assigned Compound ID Audit Reason: Wrong peak

Manual Integration/User Assign Peak Report

Eurofins Edison

Data File: \\chromfs\Edison\ChromData\CVOAMS17\20221002-151182.b\TT61393.D
Injection Date: 02-Oct-2022 16:42:30 Instrument ID: CVOAMS17
Lims ID: CCVIS
Client ID:
Operator ID: ALS Bottle#: 2 Worklist Smp#: 3
Purge Vol: 5.000 mL Dil. Factor: 1.0000
Method: 8260W_17 Limit Group: VOA - 8260D Water and Solid
Column: DB-624 (0.18 mm) Detector MS Quad

58 Isobutyl alcohol, CAS: 78-83-1

Signal: 1

Processing Integration Results

RT: 4.50
Area: 263473
Amount: 975.3672
Amount Units: ug/l

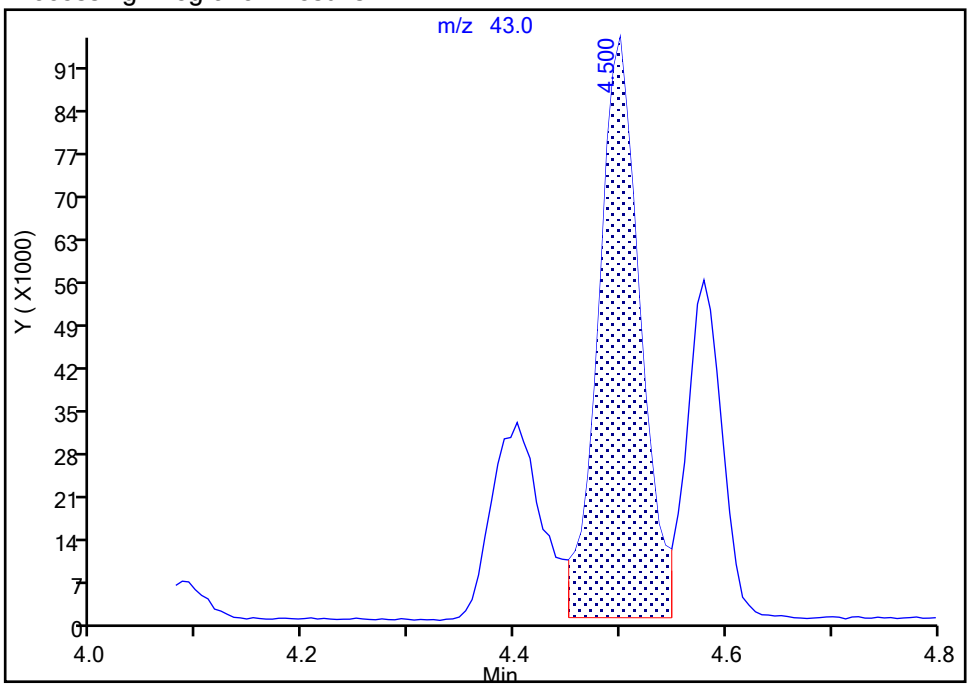

Manual Integration Results

RT: 4.40
Area: 109301
Amount: 404.6282
Amount Units: ug/l

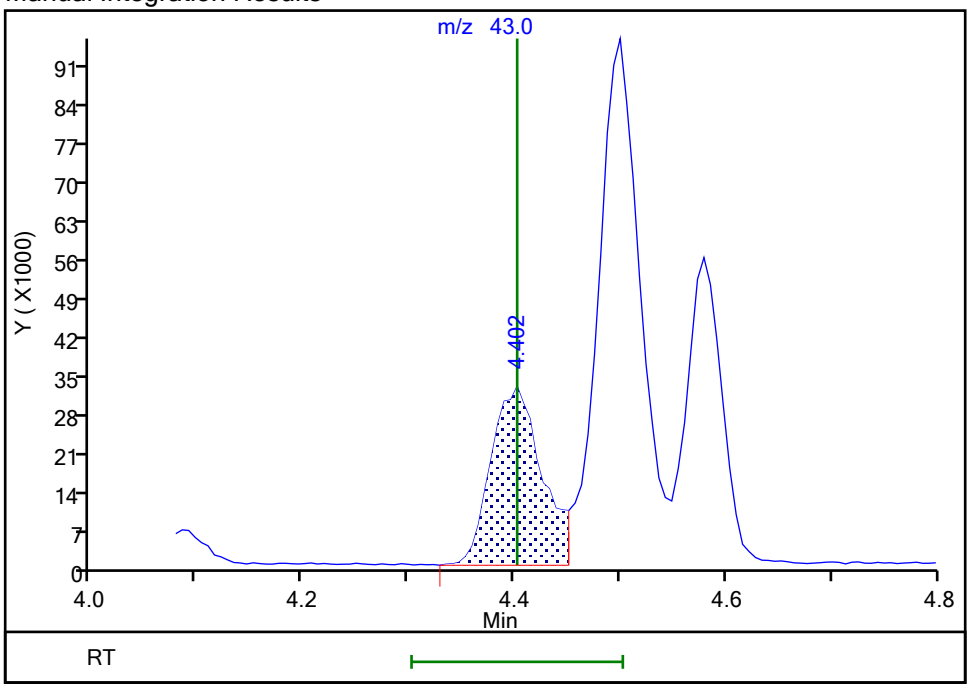

Reviewer: XE5L, 04-Oct-2022 13:06:47
Audit Action: Assigned Compound ID Audit Reason: Wrong peak

Manual Integration/User Assign Peak Report

Eurofins Edison

Data File: \\chromfs\Edison\ChromData\CVOAMS17\20221002-151182.b\TT61393.D
Injection Date: 02-Oct-2022 16:42:30 Instrument ID: CVOAMS17
Lims ID: CCVIS
Client ID:
Operator ID: ALS Bottle#: 2 Worklist Smp#: 3
Purge Vol: 5.000 mL Dil. Factor: 1.0000
Method: 8260W_17 Limit Group: VOA - 8260D Water and Solid
Column: DB-624 (0.18 mm) Detector MS Quad

67 n-Butanol, CAS: 71-36-3

Signal: 1

Processing Integration Results

RT: 5.16
Area: 60979
Amount: 761.3021
Amount Units: ug/l

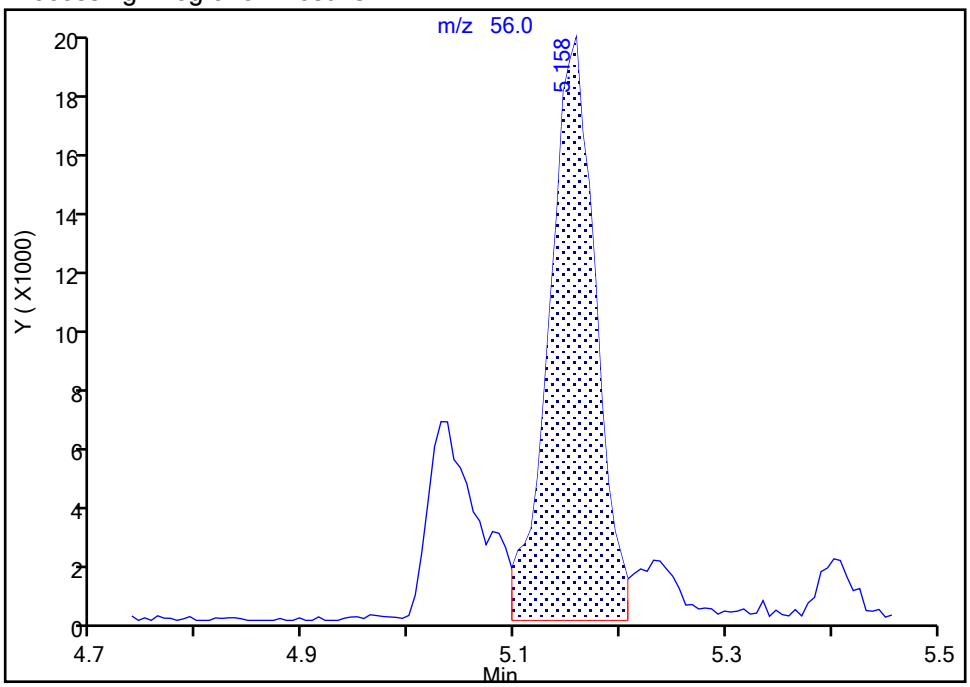

Manual Integration Results

RT: 5.03
Area: 22863
Amount: 285.4368
Amount Units: ug/l

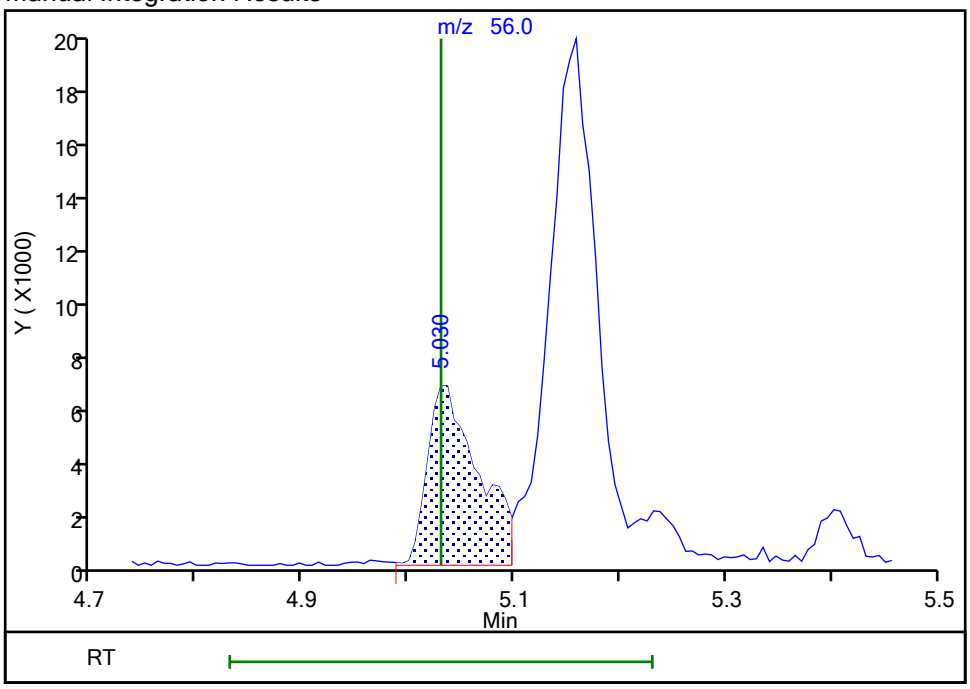

Reviewer: XE5L, 04-Oct-2022 13:06:59
Audit Action: Assigned Compound ID Audit Reason: Wrong peak

Manual Integration/User Assign Peak Report

Eurofins Edison

Data File: \\chromfs\Edison\ChromData\CVOAMS17\20221002-151182.b\TT61393.D
Injection Date: 02-Oct-2022 16:42:30 Instrument ID: CVOAMS17
Lims ID: CCVIS
Client ID:
Operator ID: ALS Bottle#: 2 Worklist Smp#: 3
Purge Vol: 5.000 mL Dil. Factor: 1.0000
Method: 8260W_17 Limit Group: VOA - 8260D Water and Solid
Column: DB-624 (0.18 mm) Detector MS Quad

110 trans-1,4-Dichloro-2-butene, CAS: 110-57-6

Signal: 1

Not Detected
Expected RT: 9.86

Processing Integration Results

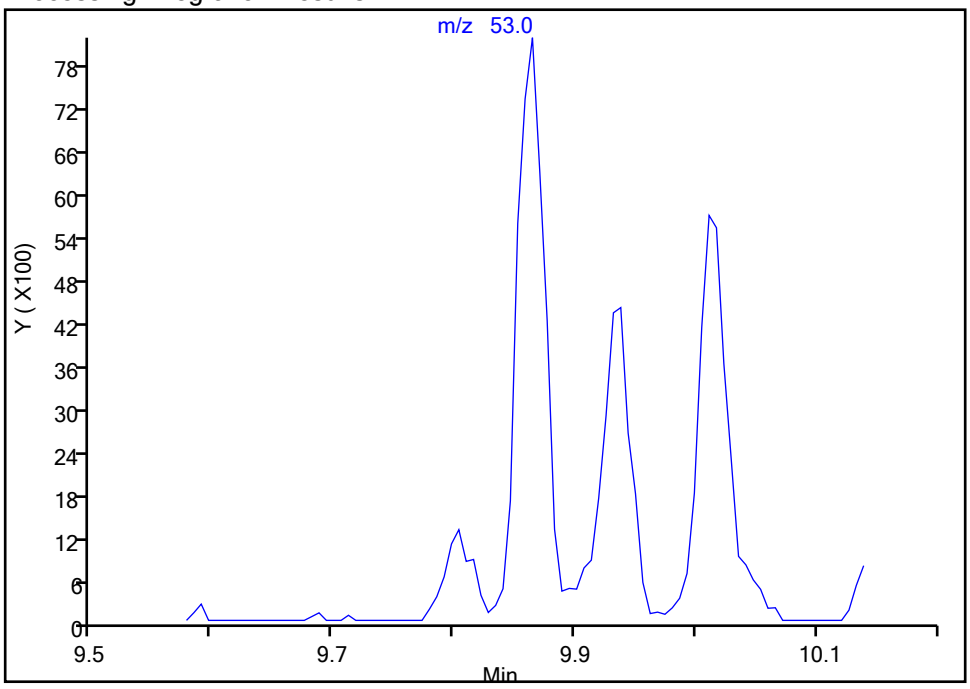

Manual Integration Results

RT: 9.86
Area: 12530
Amount: 7.086791
Amount Units: ug/l

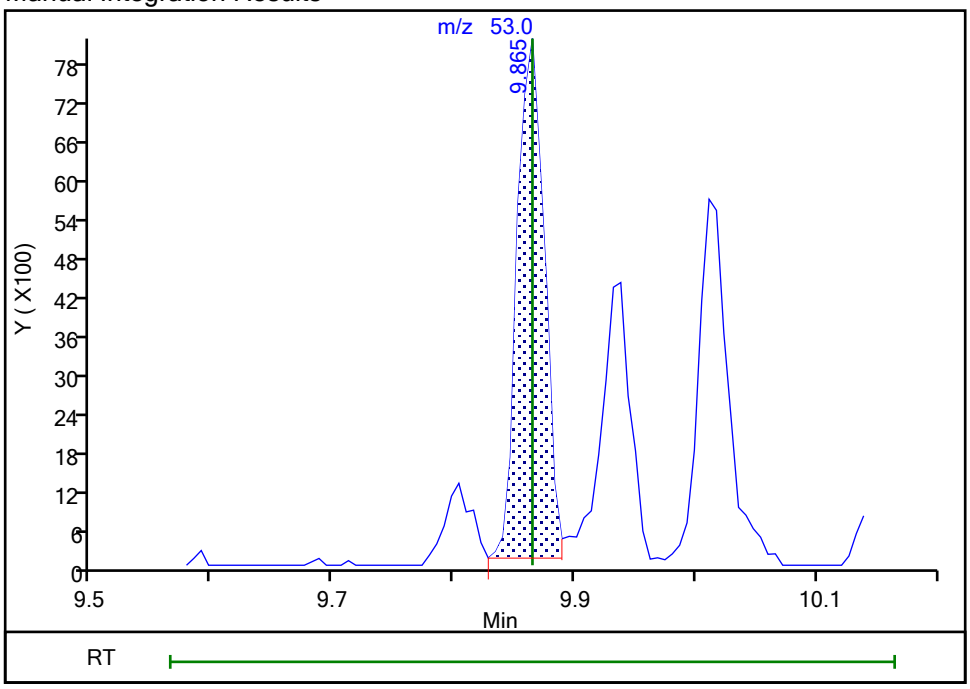

Reviewer: XE5L, 04-Oct-2022 13:07:15
Audit Action: Assigned Compound ID Audit Reason: Wrong peak

Eurofins Edison
Target Compound Quantitation Report

Data File: \\chromfs\Edison\ChromData\CVOAMS17\20220901-149891.b\TT59888.D
Lims ID: BFB
Client ID:
Sample Type: BFB
Inject. Date: 01-Sep-2022 08:15:30 ALS Bottle#: 99 Worklist Smp#: 1
Injection Vol: 5.0 mL Dil. Factor: 1.0000
Sample Info: BFB
Misc. Info.: 460-0149891-001
Operator ID: Instrument ID: CVOAMS17

Method: \\chromfs\Edison\ChromData\CVOAMS17\20220901-149891.b\8260W_17.m
Limit Group: VOA - 8260D Water and Solid
Last Update: 02-Sep-2022 15:30:17 Calib Date: 01-Sep-2022 11:22:30
Integrator: RTE ID Type: Deconvolution ID
Quant Method: Internal Standard Quant By: Initial Calibration
Last ICal File: \\chromfs\Edison\ChromData\CVOAMS17\20220901-149891.b\TT59897.D

Column 1 : DB-624 (0.18 mm) Det: MS Quad
Process Host: CTX1631

First Level Reviewer: FK2C Date: 01-Sep-2022 08:23:31

Compound	Sig	RT (min.)	Exp RT (min.)	Dlt RT (min.)	Q	Response	Cal Amt ug/l	OnCol Amt ug/l	Flags
$ 141 BFB	95	2.922	2.922	0.000	76	282130	NR	NR	Ma

QC Flag Legend

Processing Flags
NR - Missing Quant Standard
Review Flags
M - Manually Integrated
a - User Assigned ID

Reagents:

BFB_00032 Amount Added: 1.00 Units: uL

Manual Integration/User Assign Peak Report

Eurofins Edison

Data File: \\chromfs\Edison\ChromData\CVOAMS17\20220901-149891.b\TT59888.D
Injection Date: 01-Sep-2022 08:15:30 Instrument ID: CVOAMS17
Lims ID: BFB
Client ID:
Operator ID: ALS Bottle#: 99 Worklist Smp#: 1
Injection Vol: 5.0 mL Dil. Factor: 1.0000
Method: 8260W_17 Limit Group: VOA - 8260D Water and Solid
Column: DB-624 (0.18 mm) Detector MS Quad

$ 141 BFB, CAS: 460-00-4

Signal: 1

Processing Integration Results

RT: 2.96
Area: 3799
Amount: 0
Amount Units: ug/l

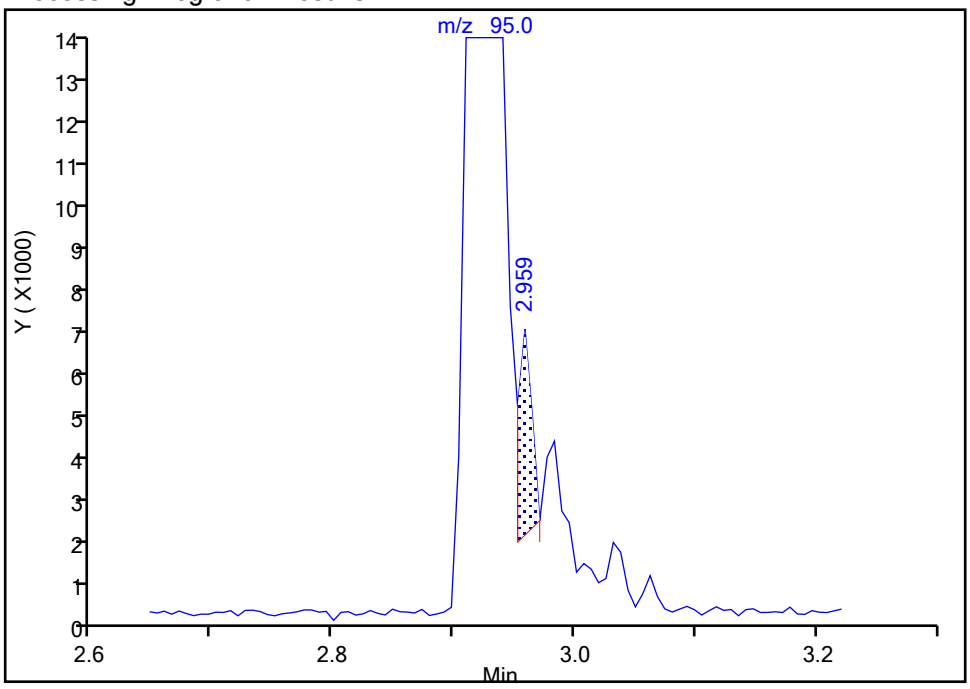

Manual Integration Results

RT: 2.92
Area: 282130
Amount: 0
Amount Units: ug/l

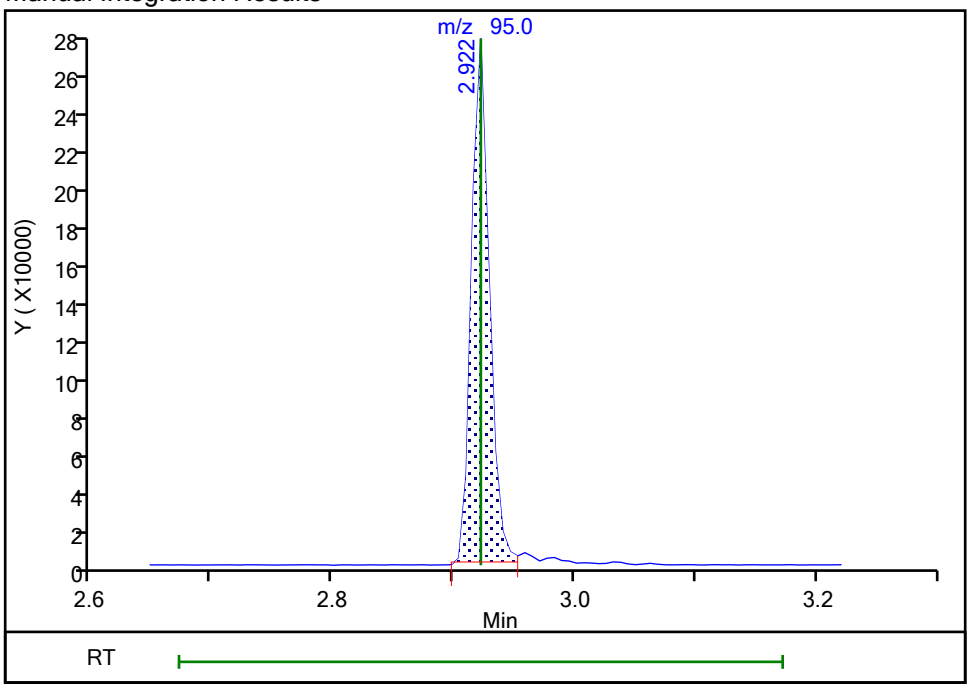

Reviewer: FK2C, 01-Sep-2022 08:23:06
Audit Action: Manually Integrated Audit Reason: Retention Time Shift

MS Tune Report

Eurofins Edison

Data File: \\chromfs\Edison\ChromData\CVOAMS17\20220901-149891.b\TT59888.D
Injection Date: 01-Sep-2022 08:15:30 Instrument ID: CVOAMS17
Lims ID: BFB
Client ID:
Operator ID: ALS Bottle#: 99 Worklist Smp#: 1
Injection Vol: 5.0 mL Dil. Factor: 1.0000
Method: 8260W_17 Limit Group: VOA - 8260D Water and Solid
Tune Method: BFB Method 8260

$ 141 BFB

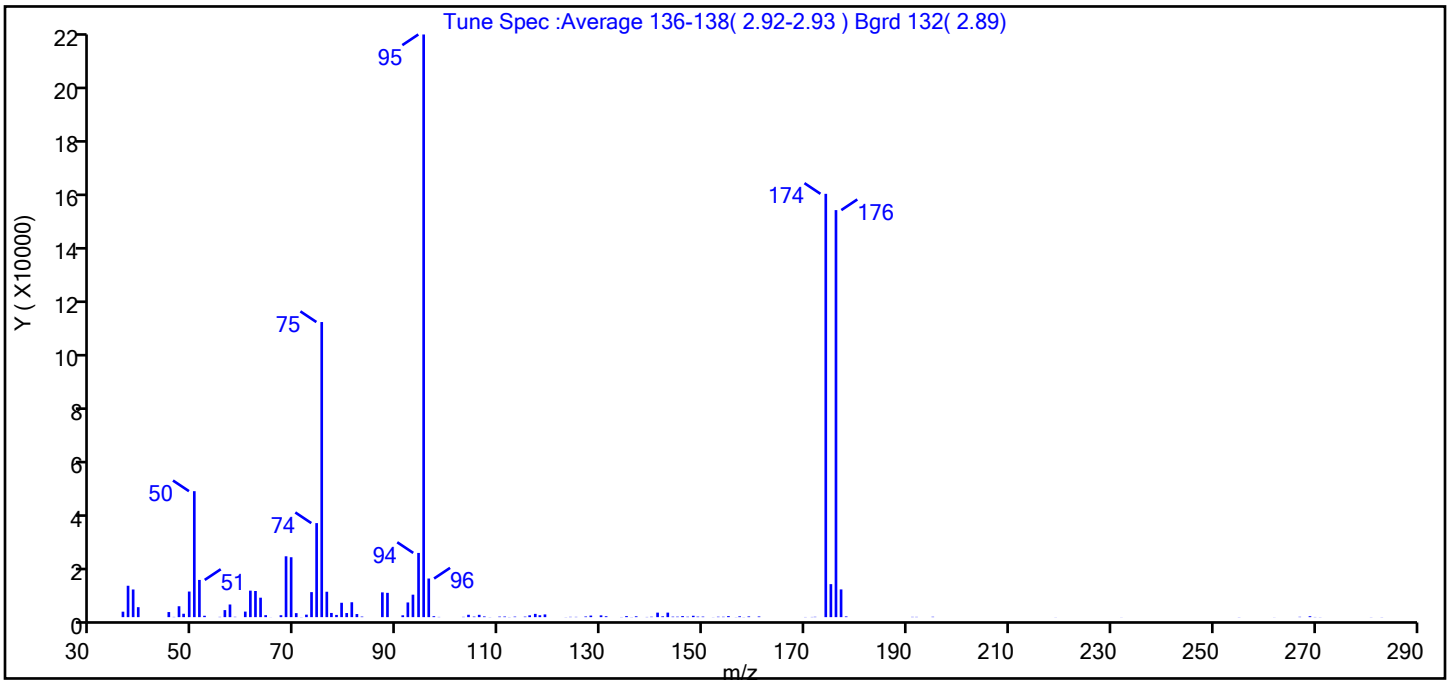

m/z	Ion Abundance Criteria	% Relative Abundance
95	Base peak, 100% relative abundance	100.0
50	15 to 40% of m/z 95	21.6
75	30 to 60% of m/z 95	50.6
96	5 to 9% of m/z 95	6.6
173	Less than 2% of m/z 174	0.0 (0.0)
174	50 to 120% of m/z 95	72.7
175	5 to 9% of m/z 174	5.7 (7.8)
176	Greater than 95% but less than 101% of m/z 174	69.9 (96.2)
177	5 to 9% of m/z 176	4.8 (6.8)

Data File: \\chromfs\Edison\ChromData\CVOAMS17\20220901-149891.b\TT59888.D\8260W_17.rslt\spectra.d
Injection Date: 01-Sep-2022 08:15:30
Spectrum: Tune Spec :Average 136-138(2.92-2.93) Bgrd 132(2.89)
Base Peak: 95.10
Minimum % Base Peak: 0
Number of Points: 117

m/z	Y	m/z	Y	m/z	Y	m/z	Y
36.00	2024	75.00	109040	116.00	668	155.00	379
37.00	11602	76.00	9390	117.00	1210	156.00	44
38.00	10222	77.00	1549	118.00	702	157.00	302
39.00	3681	78.00	825	119.00	1008	158.00	45
45.00	1880	79.00	5312	123.00	44	159.00	271
46.00	86	80.00	1514	124.00	112	161.00	253
47.00	4026	81.00	5503	125.00	104	170.00	61
48.00	1255	82.00	1143	127.00	247	171.00	74
49.00	9462	83.00	207	128.00	577	172.00	122
50.00	46544	87.00	9151	130.00	660	174.00	156416
51.00	13755	88.00	8981	131.00	332	175.00	12198
52.00	513	91.00	678	134.00	56	176.00	150400
55.00	102	92.00	5431	135.00	390	177.00	10247
56.00	2602	93.00	8305	136.00	45	178.00	263
57.00	4678	94.00	23728	137.00	320	191.00	103
58.00	124	95.00	215296	139.00	74	192.00	98
60.00	2054	96.00	14268	140.00	161	195.00	138
61.00	9792	97.00	344	141.00	1668	219.00	34
62.00	9664	98.00	83	142.00	296	232.00	31
63.00	7189	103.00	111	143.00	1670	255.00	51
64.00	730	104.00	880	144.00	185	262.00	33
65.00	30	105.00	199	145.00	179	267.00	123
67.00	710	106.00	859	146.00	390	269.00	340
68.00	22488	107.00	263	147.00	159	270.00	64
69.00	22136	108.00	51	148.00	507	271.00	46
70.00	1483	110.00	203	149.00	189	281.00	44
71.00	51	111.00	227	150.00	200	283.00	47
72.00	921	112.00	57	152.00	39		
73.00	9248	113.00	196	153.00	154		
74.00	34744	115.00	193	154.00	143		

Report Date: 02-Sep-2022 15:30:17 Chrom Revision: 2.3 30-Aug-2022 19:06:20

Eurofins Edison

Data File: \\chromfs\Edison\ChromData\CVOAMS17\20220901-149891.b\TT59888.D

Injection Date: 01-Sep-2022 08:15:30 Instrument ID: CVOAMS17

Lims ID: BFB

Client ID:

Operator ID: ALS Bottle#: 99 Worklist Smp#: 1

Injection Vol: 5.0 mL Dil. Factor: 1.0000

Method: 8260W_17 Limit Group: VOA - 8260D Water and Solid

Column: DB-624 (0.18 mm)

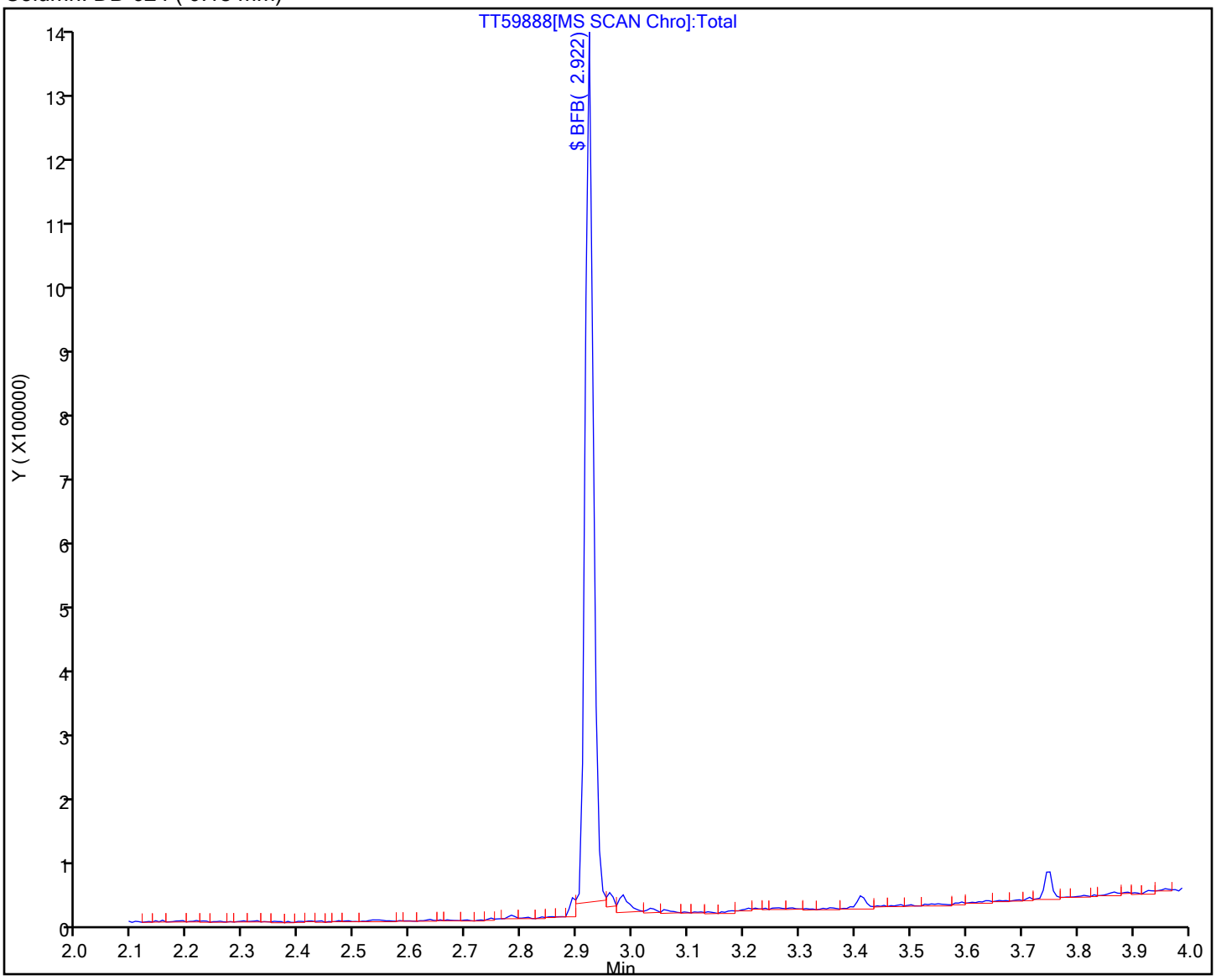

FORM I
GC/MS VOA ORGANICS ANALYSIS DATA SHEET

Lab Name: Eurofins Edison | Job No.: 460-266280-1

SDG No.:

Client Sample ID: | Lab Sample ID: MB 460-869649/10

Matrix: Water | Lab File ID: TT61376.D

Analysis Method: 8260D | Date Collected:

Sample wt/vol: 5(mL) | Date Analyzed: 10/02/2022 11:01

Soil Aliquot Vol: | Dilution Factor: 1

Soil Extract Vol.: | GC Column: DB-624 ID: 0.18(mm)

Purge Volume: 5.0(mL) | Heated Purge: (Y/N) N pH:

% Moisture: % Solids: | Level: (low/med) Low

Analysis Batch No.: 869649 | Units: ug/L

CAS NO.	COMPOUND NAME	RESULT	Q	RL	MDL
71-55-6	1,1,1-Trichloroethane	0.24	U	1.0	0.24
79-34-5	1,1,2,2-Tetrachloroethane	0.37	U	1.0	0.37
79-00-5	1,1,2-Trichloroethane	0.20	U	1.0	0.20
75-34-3	1,1-Dichloroethane	0.26	U	1.0	0.26
75-35-4	1,1-Dichloroethene	0.26	U	1.0	0.26
107-06-2	1,2-Dichloroethane	0.43	U	1.0	0.43
78-87-5	1,2-Dichloropropane	0.35	U	1.0	0.35
123-91-1	1,4-Dioxane	28	U	50	28
78-93-3	2-Butanone	1.9	U	5.0	1.9
591-78-6	2-Hexanone	1.1	U	5.0	1.1
108-10-1	MIBK	1.3	U	5.0	1.3
67-64-1	Acetone	4.4	U	5.0	4.4
71-43-2	Benzene	0.20	U	1.0	0.20
75-27-4	Bromodichloromethane	0.34	U	1.0	0.34
75-25-2	Bromoform	0.54	U	1.0	0.54
74-83-9	Bromomethane	0.55	U	1.0	0.55
75-15-0	Carbon disulfide	0.82	U	1.0	0.82
56-23-5	Carbon tetrachloride	0.21	U	1.0	0.21
108-90-7	Chlorobenzene	0.38	U	1.0	0.38
75-00-3	Chloroethane	0.32	U	1.0	0.32
67-66-3	Chloroform	0.33	U	1.0	0.33
74-87-3	Chloromethane	0.40	U	1.0	0.40
156-59-2	cis-1,2-Dichloroethene	0.22	U	1.0	0.22
10061-01-5	cis-1,3-Dichloropropene	0.22	U	1.0	0.22
124-48-1	Dibromochloromethane	0.28	U	1.0	0.28
100-41-4	Ethylbenzene	0.30	U	1.0	0.30
75-09-2	Methylene Chloride	0.32	U	1.0	0.32
100-42-5	Styrene	0.42	U	1.0	0.42
127-18-4	Tetrachloroethene	0.25	U	1.0	0.25
108-88-3	Toluene	0.38	U	1.0	0.38
156-60-5	trans-1,2-Dichloroethene	0.24	U	1.0	0.24
10061-02-6	trans-1,3-Dichloropropene	0.22	U	1.0	0.22
79-01-6	Trichloroethene	0.31	U	1.0	0.31
75-01-4	Vinyl chloride	0.17	U	1.0	0.17

FORM I
GC/MS VOA ORGANICS ANALYSIS DATA SHEET

Lab Name: Eurofins Edison | Job No.: 460-266280-1

SDG No.:

Client Sample ID: | Lab Sample ID: MB 460-869649/10

Matrix: Water | Lab File ID: TT61376.D

Analysis Method: 8260D | Date Collected:

Sample wt/vol: 5(mL) | Date Analyzed: 10/02/2022 11:01

Soil Aliquot Vol: | Dilution Factor: 1

Soil Extract Vol.: | GC Column: DB-624 ID: 0.18(mm)

Purge Volume: 5.0(mL) | Heated Purge: (Y/N) N pH:

% Moisture: % Solids: | Level: (low/med) Low

Analysis Batch No.: 869649 | Units: ug/L

CAS NO.	COMPOUND NAME	RESULT	Q	RL	MDL
1330-20-7	Xylenes, Total	0.65	U	2.0	0.65

CAS NO.	SURROGATE	%REC	Q	LIMITS
17060-07-0	1,2-Dichloroethane-d4 (Surr)	83		70-128
460-00-4	Bromofluorobenzene	108		76-120
1868-53-7	Dibromofluoromethane (Surr)	99		77-124
2037-26-5	Toluene-d8 (Surr)	100		80-120

FORM I
GC/MS VOA ORGANICS ANALYSIS DATA SHEET
TENTATIVELY IDENTIFIED COMPOUNDS

Lab Name: Eurofins Edison | Job No.: 460-266280-1

SDG No.:

Client Sample ID: | Lab Sample ID: MB 460-869649/10

Matrix: Water | Lab File ID: TT61376.D

Analysis Method: 8260D | Date Collected:

Sample wt/vol: 5(mL) | Date Analyzed: 10/02/2022 11:01

Soil Aliquot Vol: | Dilution Factor: 1

Soil Extract Vol.: | GC Column: DB-624 ID: 0.18(mm)

Purge Volume: 5.0(mL) | Heated Purge: (Y/N) N pH:

% Moisture: % Solids: | Level: (low/med) Low

Analysis Batch No.: 869649 | Units: ug/L

Number TICs Found: 0 | TIC Result Total: 0

CAS NO.	COMPOUND NAME	RT	RESULT	Q	MATCH QUALITY
	Tentatively Identified Compound		None		

Eurofins Edison
Target Compound Quantitation Report

Data File: \\chromfs\Edison\ChromData\CVOAMS17\20221002-151169.b\TT61376.D
Lims ID: MB
Client ID:
Sample Type: MB
Inject. Date: 02-Oct-2022 11:01:30 ALS Bottle#: 9 Worklist Smp#: 10
Purge Vol: 5.000 mL Dil. Factor: 1.0000
Sample Info: MB
Misc. Info.: 460-0151169-010
Operator ID: Instrument ID: CVOAMS17

Method: \\chromfs\Edison\ChromData\CVOAMS17\20221002-151169.b\8260W_17.m
Limit Group: VOA - 8260D Water and Solid
Last Update: 02-Oct-2022 11:31:02 Calib Date: 01-Sep-2022 11:22:30
Integrator: RTE ID Type: Deconvolution ID
Quant Method: Internal Standard Quant By: Initial Calibration
Last ICal File: \\chromfs\Edison\ChromData\CVOAMS17\20220901-149891.b\TT59897.D

Column 1 : DB-624 (0.18 mm) Det: MS Quad
Process Host: CTX1658

First Level Reviewer: KG2Q Date: 02-Oct-2022 11:31:02

Compound	Sig	RT (min.)	Exp RT (min.)	Dlt RT (min.)	Q	Response	Cal Amt ug/l	OnCol Amt ug/l	Flags
* 31 TBA-d9 (IS)	66	2.726	2.708	0.018	0	42708	1000.0	1000.0	
* 42 2-Butanone-d5	46	3.683	3.683	0.000	0	321807	250.0	250.0	
$ 55 Dibromofluoromethane (Surr)	113	4.116	4.122	-0.006	98	164046	50.0	49.5	
$ 61 1,2-Dichloroethane-d4 (Surr)	65	4.445	4.445	0.000	0	172356	50.0	41.4	
* 66 Fluorobenzene	96	4.701	4.701	0.000	99	639116	50.0	50.0	
* 72 1,4-Dioxane-d8	96	5.396	5.378	0.018	0	21414	1000.0	1000.0	
$ 83 Toluene-d8 (Surr)	98	6.304	6.304	0.000	99	589626	50.0	49.9	
* 94 Chlorobenzene-d5	117	8.042	8.042	0.000	85	458800	50.0	50.0	
$ 105 4-Bromofluorobenzene	174	9.560	9.554	0.006	95	192264	50.0	53.9	
* 121 1,4-Dichlorobenzene-d4	152	10.755	10.755	0.000	95	265795	50.0	50.0	

QC Flag Legend
Processing Flags

Reagents:
VOA6IS/SURR_00061 Amount Added: 5.00 Units: uL Run Reagent

Report Date: 02-Oct-2022 11:31:02 Chrom Revision: 2.3 28-Sep-2022 12:57:42

Eurofins Edison

Data File: \\chromfs\Edison\ChromData\CVOAMS17\20221002-151169.b\TT61376.D
Injection Date: 02-Oct-2022 11:01:30 Instrument ID: CVOAMS17
Lims ID: MB
Client ID:
Operator ID: ALS Bottle#: 9 Worklist Smp#: 10
Purge Vol: 5.000 mL Dil. Factor: 1.0000
Method: 8260W_17 Limit Group: VOA - 8260D Water and Solid
Column: DB-624 (0.18 mm)

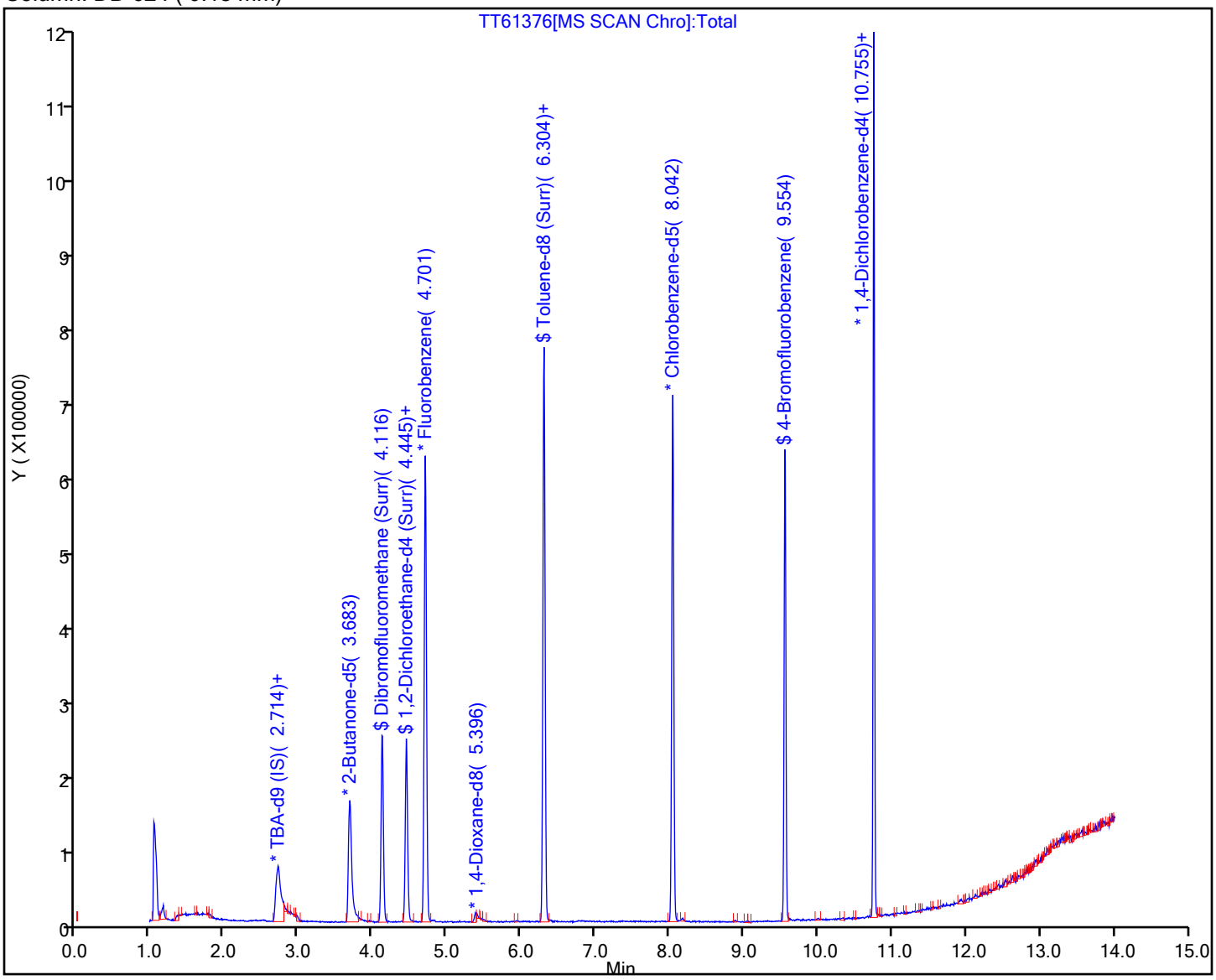

Eurofins Edison
Recovery Report

Data File: \\chromfs\Edison\ChromData\CVOAMS17\20221002-151169.b\TT61376.D
Lims ID: MB
Client ID:
Sample Type: MB
Inject. Date: 02-Oct-2022 11:01:30 ALS Bottle#: 9 Worklist Smp#: 10
Purge Vol: 5.000 mL Dil. Factor: 1.0000
Sample Info: MB
Misc. Info.: 460-0151169-010
Operator ID: Instrument ID: CVOAMS17

Method: \\chromfs\Edison\ChromData\CVOAMS17\20221002-151169.b\8260W_17.m
Limit Group: VOA - 8260D Water and Solid
Last Update: 02-Oct-2022 11:31:02 Calib Date: 01-Sep-2022 11:22:30
Integrator: RTE ID Type: Deconvolution ID
Quant Method: Internal Standard Quant By: Initial Calibration
Last ICal File: \\chromfs\Edison\ChromData\CVOAMS17\20220901-149891.b\TT59897.D

Column 1 : DB-624 (0.18 mm) Det: MS Quad
Process Host: CTX1658

First Level Reviewer: KG2Q Date: 02-Oct-2022 11:31:02

Compound	Amount Added	Amount Recovered	% Rec.
$ 55 Dibromofluoromethane (Surr)	50.0	49.5	99.06
$ 61 1,2-Dichloroethane-d4 (Surr)	50.0	41.4	82.89
$ 83 Toluene-d8 (Surr)	50.0	49.9	99.77
$ 105 4-Bromofluorobenzene	50.0	53.9	107.85

FORM I
GC/MS VOA ORGANICS ANALYSIS DATA SHEET

Lab Name: Eurofins Edison | Job No.: 460-266280-1

SDG No.:

Client Sample ID: | Lab Sample ID: MB 460-869712/9

Matrix: Water | Lab File ID: TT61399.D

Analysis Method: 8260D | Date Collected:

Sample wt/vol: 5(mL) | Date Analyzed: 10/02/2022 18:59

Soil Aliquot Vol: | Dilution Factor: 1

Soil Extract Vol.: | GC Column: DB-624 ID: 0.18(mm)

Purge Volume: 5.0(mL) | Heated Purge: (Y/N) N pH:

% Moisture: % Solids: | Level: (low/med) Low

Analysis Batch No.: 869712 | Units: ug/L

CAS NO.	COMPOUND NAME	RESULT	Q	RL	MDL
71-55-6	1,1,1-Trichloroethane	0.24	U	1.0	0.24
79-34-5	1,1,2,2-Tetrachloroethane	0.37	U	1.0	0.37
79-00-5	1,1,2-Trichloroethane	0.20	U	1.0	0.20
75-34-3	1,1-Dichloroethane	0.26	U	1.0	0.26
75-35-4	1,1-Dichloroethene	0.26	U	1.0	0.26
107-06-2	1,2-Dichloroethane	0.43	U	1.0	0.43
78-87-5	1,2-Dichloropropane	0.35	U	1.0	0.35
123-91-1	1,4-Dioxane	28	U	50	28
78-93-3	2-Butanone	1.9	U	5.0	1.9
591-78-6	2-Hexanone	1.1	U	5.0	1.1
108-10-1	MIBK	1.3	U	5.0	1.3
67-64-1	Acetone	4.4	U	5.0	4.4
71-43-2	Benzene	0.20	U	1.0	0.20
75-27-4	Bromodichloromethane	0.34	U	1.0	0.34
75-25-2	Bromoform	0.54	U	1.0	0.54
74-83-9	Bromomethane	0.55	U	1.0	0.55
75-15-0	Carbon disulfide	0.82	U	1.0	0.82
56-23-5	Carbon tetrachloride	0.21	U	1.0	0.21
108-90-7	Chlorobenzene	0.38	U	1.0	0.38
75-00-3	Chloroethane	0.32	U	1.0	0.32
67-66-3	Chloroform	0.33	U	1.0	0.33
74-87-3	Chloromethane	0.40	U	1.0	0.40
156-59-2	cis-1,2-Dichloroethene	0.22	U	1.0	0.22
10061-01-5	cis-1,3-Dichloropropene	0.22	U	1.0	0.22
124-48-1	Dibromochloromethane	0.28	U	1.0	0.28
100-41-4	Ethylbenzene	0.30	U	1.0	0.30
75-09-2	Methylene Chloride	0.32	U	1.0	0.32
100-42-5	Styrene	0.42	U	1.0	0.42
127-18-4	Tetrachloroethene	0.25	U	1.0	0.25
108-88-3	Toluene	0.38	U	1.0	0.38
156-60-5	trans-1,2-Dichloroethene	0.24	U	1.0	0.24
10061-02-6	trans-1,3-Dichloropropene	0.22	U	1.0	0.22
79-01-6	Trichloroethene	0.31	U	1.0	0.31
75-01-4	Vinyl chloride	0.17	U	1.0	0.17

FORM I
GC/MS VOA ORGANICS ANALYSIS DATA SHEET

Lab Name: Eurofins Edison | Job No.: 460-266280-1

SDG No.:

Client Sample ID: | Lab Sample ID: MB 460-869712/9

Matrix: Water | Lab File ID: TT61399.D

Analysis Method: 8260D | Date Collected:

Sample wt/vol: 5(mL) | Date Analyzed: 10/02/2022 18:59

Soil Aliquot Vol: | Dilution Factor: 1

Soil Extract Vol.: | GC Column: DB-624 ID: 0.18(mm)

Purge Volume: 5.0(mL) | Heated Purge: (Y/N) N pH:

% Moisture: % Solids: | Level: (low/med) Low

Analysis Batch No.: 869712 | Units: ug/L

CAS NO.	COMPOUND NAME	RESULT	Q	RL	MDL
1330-20-7	Xylenes, Total	0.65	U	2.0	0.65

CAS NO.	SURROGATE	%REC	Q	LIMITS
17060-07-0	1,2-Dichloroethane-d4 (Surr)	84		70-128
460-00-4	Bromofluorobenzene	106		76-120
1868-53-7	Dibromofluoromethane (Surr)	98		77-124
2037-26-5	Toluene-d8 (Surr)	102		80-120

FORM I
GC/MS VOA ORGANICS ANALYSIS DATA SHEET
TENTATIVELY IDENTIFIED COMPOUNDS

Lab Name: Eurofins Edison | Job No.: 460-266280-1

SDG No.:

Client Sample ID: | Lab Sample ID: MB 460-869712/9

Matrix: Water | Lab File ID: TT61399.D

Analysis Method: 8260D | Date Collected:

Sample wt/vol: 5(mL) | Date Analyzed: 10/02/2022 18:59

Soil Aliquot Vol: | Dilution Factor: 1

Soil Extract Vol.: | GC Column: DB-624 ID: 0.18(mm)

Purge Volume: 5.0(mL) | Heated Purge: (Y/N) N pH:

% Moisture: % Solids: | Level: (low/med) Low

Analysis Batch No.: 869712 | Units: ug/L

Number TICs Found: 0 | TIC Result Total: 0

CAS NO.	COMPOUND NAME	RT	RESULT	Q	MATCH QUALITY
	Tentatively Identified Compound		None		

Eurofins Edison
Target Compound Quantitation Report

Data File: \\chromfs\Edison\ChromData\CVOAMS17\20221002-151182.b\TT61399.D
Lims ID: MB
Client ID:
Sample Type: MB
Inject. Date: 02-Oct-2022 18:59:30 ALS Bottle#: 8 Worklist Smp#: 9
Purge Vol: 5.000 mL Dil. Factor: 1.0000
Sample Info: MB
Misc. Info.: 460-0151182-009
Operator ID: Instrument ID: CVOAMS17

Method: \\chromfs\Edison\ChromData\CVOAMS17\20221002-151182.b\8260W_17.m
Limit Group: VOA - 8260D Water and Solid
Last Update: 02-Oct-2022 19:16:07 Calib Date: 01-Sep-2022 11:22:30
Integrator: RTE ID Type: Deconvolution ID
Quant Method: Internal Standard Quant By: Initial Calibration
Last ICal File: \\chromfs\Edison\ChromData\CVOAMS17\20220901-149891.b\TT59897.D

Column 1 : DB-624 (0.18 mm) Det: MS Quad
Process Host: CTX1603

First Level Reviewer: C1JX Date: 02-Oct-2022 19:16:07

Compound	Sig	RT (min.)	Exp RT (min.)	Dlt RT (min.)	Q	Response	Cal Amt ug/l	OnCol Amt ug/l	Flags
* 31 TBA-d9 (IS)	66	2.720	2.714	0.006	0	36235	1000.0	1000.0	
* 42 2-Butanone-d5	46	3.689	3.683	0.006	0	282484	250.0	250.0	
$ 55 Dibromofluoromethane (Surr)	113	4.122	4.116	0.006	97	137137	50.0	49.0	
$ 61 1,2-Dichloroethane-d4 (Surr)	65	4.445	4.445	0.000	0	147019	50.0	41.9	
* 66 Fluorobenzene	96	4.707	4.701	0.006	99	539625	50.0	50.0	
* 72 1,4-Dioxane-d8	96	5.390	5.378	0.012	0	11485	1000.0	1000.0	
$ 83 Toluene-d8 (Surr)	98	6.304	6.304	0.000	99	486708	50.0	51.2	
* 94 Chlorobenzene-d5	117	8.042	8.042	0.000	86	368978	50.0	50.0	
$ 105 4-Bromofluorobenzene	174	9.560	9.560	0.000	94	152081	50.0	53.0	
* 121 1,4-Dichlorobenzene-d4	152	10.755	10.755	0.000	95	215926	50.0	50.0	

Reagents:

VOA6IS/SURR_00061 Amount Added: 5.00 Units: uL Run Reagent

Report Date: 02-Oct-2022 19:16:07 Chrom Revision: 2.3 28-Sep-2022 12:57:42

Eurofins Edison

Data File: \\chromfs\Edison\ChromData\CVOAMS17\20221002-151182.b\TT61399.D
Injection Date: 02-Oct-2022 18:59:30 Instrument ID: CVOAMS17
Lims ID: MB
Client ID:
Operator ID: ALS Bottle#: 8 Worklist Smp#: 9
Purge Vol: 5.000 mL Dil. Factor: 1.0000
Method: 8260W_17 Limit Group: VOA - 8260D Water and Solid
Column: DB-624 (0.18 mm)

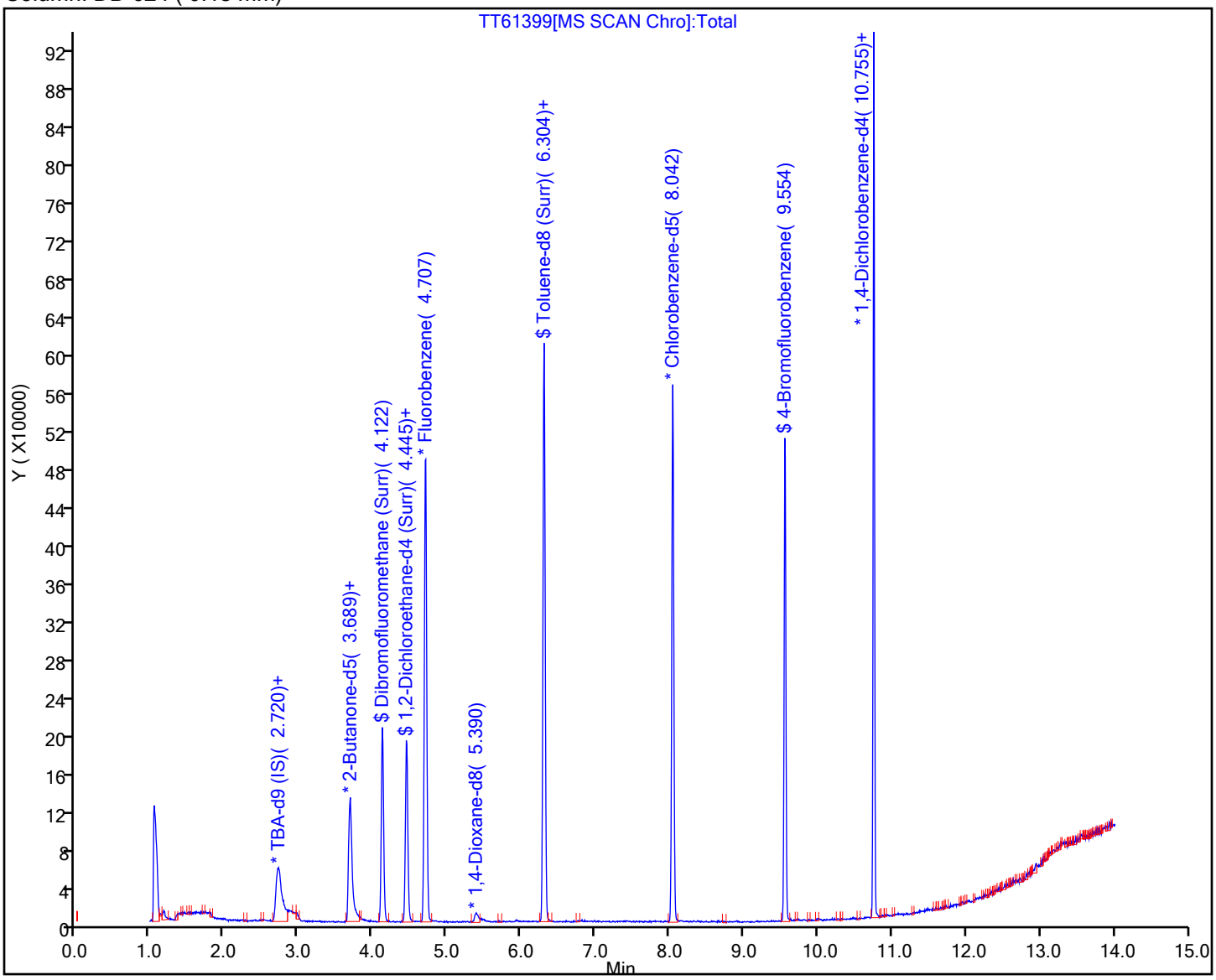

Eurofins Edison
Recovery Report

Data File: \\chromfs\Edison\ChromData\CVOAMS17\20221002-151182.b\TT61399.D
Lims ID: MB
Client ID:
Sample Type: MB
Inject. Date: 02-Oct-2022 18:59:30 ALS Bottle#: 8 Worklist Smp#: 9
Purge Vol: 5.000 mL Dil. Factor: 1.0000
Sample Info: MB
Misc. Info.: 460-0151182-009
Operator ID: Instrument ID: CVOAMS17

Method: \\chromfs\Edison\ChromData\CVOAMS17\20221002-151182.b\8260W_17.m
Limit Group: VOA - 8260D Water and Solid
Last Update: 02-Oct-2022 19:16:07 Calib Date: 01-Sep-2022 11:22:30
Integrator: RTE ID Type: Deconvolution ID
Quant Method: Internal Standard Quant By: Initial Calibration
Last ICal File: \\chromfs\Edison\ChromData\CVOAMS17\20220901-149891.b\TT59897.D

Column 1 : DB-624 (0.18 mm) Det: MS Quad
Process Host: CTX1603

First Level Reviewer: C1JX Date: 02-Oct-2022 19:16:07

Compound	Amount Added	Amount Recovered	% Rec.
$ 55 Dibromofluoromethane (Surr)	50.0	49.0	98.08
$ 61 1,2-Dichloroethane-d4 (Surr)	50.0	41.9	83.74
$ 83 Toluene-d8 (Surr)	50.0	51.2	102.41
$ 105 4-Bromofluorobenzene	50.0	53.0	106.08

FORM I
GC/MS VOA ORGANICS ANALYSIS DATA SHEET

Lab Name: Eurofins Edison | Job No.: 460-266280-1

SDG No.:

Client Sample ID: | Lab Sample ID: LCS 460-869649/5

Matrix: Water | Lab File ID: TT61371.D

Analysis Method: 8260D | Date Collected:

Sample wt/vol: 5(mL) | Date Analyzed: 10/02/2022 09:18

Soil Aliquot Vol: | Dilution Factor: 1

Soil Extract Vol.: | GC Column: DB-624 ID: 0.18(mm)

Purge Volume: 5.0(mL) | Heated Purge: (Y/N) N pH:

% Moisture: % Solids: | Level: (low/med) Low

Analysis Batch No.: 869649 | Units: ug/L

CAS NO.	COMPOUND NAME	RESULT	Q	RL	MDL
71-55-6	1,1,1-Trichloroethane	18.1		1.0	0.24
79-34-5	1,1,2,2-Tetrachloroethane	16.5		1.0	0.37
79-00-5	1,1,2-Trichloroethane	18.4		1.0	0.20
75-34-3	1,1-Dichloroethane	17.8		1.0	0.26
75-35-4	1,1-Dichloroethene	21.6		1.0	0.26
107-06-2	1,2-Dichloroethane	15.0		1.0	0.43
78-87-5	1,2-Dichloropropane	18.3		1.0	0.35
123-91-1	1,4-Dioxane	420		50	28
78-93-3	2-Butanone	105		5.0	1.9
591-78-6	2-Hexanone	83.6		5.0	1.1
108-10-1	MIBK	103		5.0	1.3
67-64-1	Acetone	82.1		5.0	4.4
71-43-2	Benzene	19.2		1.0	0.20
75-27-4	Bromodichloromethane	16.8		1.0	0.34
75-25-2	Bromoform	19.0		1.0	0.54
74-83-9	Bromomethane	23.1		1.0	0.55
75-15-0	Carbon disulfide	20.1		1.0	0.82
56-23-5	Carbon tetrachloride	18.5		1.0	0.21
108-90-7	Chlorobenzene	20.0		1.0	0.38
75-00-3	Chloroethane	18.1		1.0	0.32
67-66-3	Chloroform	17.7		1.0	0.33
74-87-3	Chloromethane	14.9		1.0	0.40
156-59-2	cis-1,2-Dichloroethene	20.0		1.0	0.22
10061-01-5	cis-1,3-Dichloropropene	17.7		1.0	0.22
124-48-1	Dibromochloromethane	18.5		1.0	0.28
100-41-4	Ethylbenzene	20.6		1.0	0.30
75-09-2	Methylene Chloride	18.8		1.0	0.32
100-42-5	Styrene	18.8		1.0	0.42
127-18-4	Tetrachloroethene	23.2		1.0	0.25
108-88-3	Toluene	19.7		1.0	0.38
156-60-5	trans-1,2-Dichloroethene	20.4		1.0	0.24
10061-02-6	trans-1,3-Dichloropropene	16.4		1.0	0.22
79-01-6	Trichloroethene	19.6		1.0	0.31
75-01-4	Vinyl chloride	17.2		1.0	0.17

FORM I
GC/MS VOA ORGANICS ANALYSIS DATA SHEET

Lab Name: Eurofins Edison | Job No.: 460-266280-1

SDG No.:

Client Sample ID: | Lab Sample ID: LCS 460-869649/5

Matrix: Water | Lab File ID: TT61371.D

Analysis Method: 8260D | Date Collected:

Sample wt/vol: 5(mL) | Date Analyzed: 10/02/2022 09:18

Soil Aliquot Vol: | Dilution Factor: 1

Soil Extract Vol.: | GC Column: DB-624 ID: 0.18(mm)

Purge Volume: 5.0(mL) | Heated Purge: (Y/N) N pH:

% Moisture: % Solids: | Level: (low/med) Low

Analysis Batch No.: 869649 | Units: ug/L

CAS NO.	COMPOUND NAME	RESULT	Q	RL	MDL
1330-20-7	Xylenes, Total	39.7		2.0	0.65

CAS NO.	SURROGATE	%REC	Q	LIMITS
17060-07-0	1,2-Dichloroethane-d4 (Surr)	79		70-128
460-00-4	Bromofluorobenzene	112		76-120
1868-53-7	Dibromofluoromethane (Surr)	98		77-124
2037-26-5	Toluene-d8 (Surr)	101		80-120

Eurofins Edison
Target Compound Quantitation Report

Data File: \\chromfs\Edison\ChromData\CVOAMS17\20221002-151169.b\TT61371.D
Lims ID: LCS
Client ID:
Sample Type: LCS
Inject. Date: 02-Oct-2022 09:18:30 ALS Bottle#: 4 Worklist Smp#: 5
Purge Vol: 5.000 mL Dil. Factor: 1.0000
Sample Info: LCS
Misc. Info.: 460-0151169-005
Operator ID: Instrument ID: CVOAMS17

Method: \\chromfs\Edison\ChromData\CVOAMS17\20221002-151169.b\8260W_17.m
Limit Group: VOA - 8260D Water and Solid
Last Update: 02-Oct-2022 09:53:57 Calib Date: 01-Sep-2022 11:22:30
Integrator: RTE ID Type: Deconvolution ID
Quant Method: Internal Standard Quant By: Initial Calibration
Last ICal File: \\chromfs\Edison\ChromData\CVOAMS17\20220901-149891.b\TT59897.D

Column 1 : DB-624 (0.18 mm) Det: MS Quad
Process Host: CTX1658

First Level Reviewer: KG2Q Date: 02-Oct-2022 09:53:57

Compound	Sig	RT (min.)	Exp RT (min.)	Dlt RT (min.)	Q	Response	Cal Amt ug/l	OnCol Amt ug/l	Flags
1 Monochloropentafluoroethane	119	1.165	1.165	0.000	67	15480	20.0	43.4	
3 Chlorotrifluoroethene	116	1.245	1.251	-0.006	94	63244	20.0	35.3	
2 1,1-Difluoroethane	65	1.257	1.257	0.000	98	67279	20.0	22.1	
4 Dichlorodifluoromethane	85	1.263	1.263	0.000	63	166120	20.0	24.2	
5 Chlorodifluoromethane	67	1.293	1.287	0.006	98	23979	20.0	19.6	a
6 Chloromethane	50	1.421	1.415	0.006	99	151428	20.0	14.9	
7 Vinyl chloride	62	1.495	1.494	0.001	97	129229	20.0	17.2	
8 Butadiene	54	1.501	1.501	0.000	95	141648	20.0	18.0	
9 Bromomethane	94	1.738	1.738	0.000	99	92148	20.0	23.1	
10 Chloroethane	64	1.787	1.793	-0.006	99	80002	20.0	18.1	
11 Dichlorofluoromethane	67	1.952	1.952	0.000	99	232731	20.0	19.0	
13 Pentane	72	1.958	1.958	0.000	97	43399	40.0	47.7	
12 Trichlorofluoromethane	101	1.958	1.970	-0.012	82	173900	20.0	21.1	
15 Ethyl ether	74	2.129	2.122	0.007	94	66939	20.0	19.4	
14 Ethanol	46	2.104	2.122	-0.018	88	8857	800.0	792.1	
16 2-Methyl-1,3-butadiene	53	2.141	2.135	0.006	95	101938	20.0	20.3	
17 1,2-Dichloro-1,1,2-trifluoroetha	117	2.190	2.189	0.001	85	112851	20.0	23.8	
18 1,1,1-Trifluoro-2,2-dichloroetha	83	2.238	2.244	-0.006	90	179060	20.0	22.8	a
19 Acrolein	56	2.281	2.281	0.000	96	32629	40.0	98.3	
20 1,1,2-Trichloro-1,2,2-trifluoroe	101	2.299	2.299	0.000	95	130375	20.0	25.2	
21 1,1-Dichloroethene	96	2.311	2.305	0.006	98	109823	20.0	21.6	
22 Acetone	43	2.397	2.391	0.006	90	135783	100.0	82.1	
23 Iodomethane	142	2.446	2.445	0.001	96	208593	20.0	22.0	
24 Carbon disulfide	76	2.476	2.470	0.006	98	433814	20.0	20.1	
25 Isopropyl alcohol	45	2.470	2.476	-0.006	26	34292	200.0	196.4	a
26 3-Chloro-1-propene	76	2.580	2.580	0.000	92	74720	20.0	19.2	
28 Cyclopentene	67	2.598	2.598	0.000	93	288926	20.0	21.5	
27 Methyl acetate	43	2.604	2.598	0.006	58	137724	40.0	31.7	
29 Acetonitrile	40	2.659	2.665	-0.006	20	74661	200.0	262.7	Ma
30 Methylene Chloride	84	2.702	2.702	0.000	91	128247	20.0	18.8	
* 31 TBA-d9 (IS)	66	2.708	2.708	0.000	0	45062	1000.0	1000.0	

Compound	Sig	RT (min.)	Exp RT (min.)	Dlt RT (min.)	Q	Response	Cal Amt ug/l	OnCol Amt ug/l	Flags
32 2-Methyl-2-propanol	59	2.793	2.775	0.018	94	102235	200.0	195.0	a
33 Methyl tert-butyl ether	73	2.848	2.848	0.000	98	318816	20.0	18.7	
34 trans-1,2-Dichloroethene	96	2.866	2.866	0.000	95	118695	20.0	20.4	
35 Acrylonitrile	53	2.939	2.939	0.000	96	397002	200.0	177.5	
36 Hexane	57	3.006	3.000	0.006	90	177004	20.0	24.5	
37 Isopropyl ether	45	3.208	3.201	0.007	95	346769	20.0	16.4	
38 1,1-Dichloroethane	63	3.226	3.226	0.000	99	199552	20.0	17.8	
39 Vinyl acetate	86	3.250	3.250	0.000	100	38547	40.0	41.4	
40 2-Chloro-1,3-butadiene	88	3.269	3.268	0.001	89	100387	20.0	20.4	
41 Tert-butyl ethyl ether	59	3.494	3.494	0.000	89	334673	20.0	17.2	
* 42 2-Butanone-d5	46	3.683	3.683	0.000	0	337600	250.0	250.0	
43 2,2-Dichloropropane	97	3.695	3.695	0.000	76	41285	20.0	17.8	
44 cis-1,2-Dichloroethene	96	3.708	3.707	0.001	97	125840	20.0	20.0	
45 2-Butanone (MEK)	72	3.726	3.732	-0.006	96	58880	100.0	104.8	
46 Ethyl acetate	70	3.732	3.738	-0.006	96	21324	40.0	42.5	
48 Propionitrile	54	3.860	3.860	0.000	98	142606	200.0	216.0	
49 Chlorobromomethane	128	3.915	3.921	-0.006	89	63294	20.0	20.8	
50 Tetrahydrofuran	72	3.927	3.927	0.000	55	27834	40.0	41.7	
51 Methacrylonitrile	67	3.945	3.945	0.000	91	424149	200.0	189.1	
52 Chloroform	83	3.970	3.970	0.000	99	186329	20.0	17.7	
53 Cyclohexane	84	4.086	4.085	0.000	90	185100	20.0	24.4	
47 Methyl acrylate	55	4.086	4.091	-0.006	48	76414	20.0	14.5	
54 1,1,1-Trichloroethane	97	4.098	4.104	-0.006	98	160462	20.0	18.1	
$ 55 Dibromofluoromethane (Surr)	113	4.116	4.122	-0.006	99	167720	50.0	49.2	
56 Carbon tetrachloride	117	4.207	4.207	0.000	97	139904	20.0	18.5	
57 1,1-Dichloropropene	75	4.244	4.238	0.006	99	149659	20.0	19.4	
59 Isooctane	57	4.396	4.396	0.000	98	462845	20.0	23.3	
58 Isobutyl alcohol	43	4.396	4.396	0.000	39	149110	500.0	459.5	a
60 Benzene	78	4.427	4.427	0.000	96	448102	20.0	19.2	
$ 61 1,2-Dichloroethane-d4 (Surr)	65	4.445	4.445	0.000	0	169847	50.0	39.7	
62 Tert-amyl methyl ether	73	4.494	4.494	0.000	82	363546	20.0	18.3	
63 Isopropyl acetate	61	4.506	4.506	0.000	94	56904	20.0	17.6	
64 1,2-Dichloroethane	62	4.518	4.512	0.006	96	122667	20.0	15.0	
65 n-Heptane	100	4.579	4.579	0.000	91	29313	20.0	24.9	
* 66 Fluorobenzene	96	4.701	4.701	0.000	99	658253	50.0	50.0	
67 n-Butanol	56	5.030	5.030	0.000	76	40969	500.0	425.8	
68 Trichloroethene	95	5.037	5.036	0.001	98	111989	20.0	19.6	
69 Methylcyclohexane	83	5.152	5.152	0.000	94	215865	20.0	24.5	
70 Ethyl acrylate	99	5.158	5.164	-0.006	97	15979	20.0	19.8	
71 1,2-Dichloropropane	63	5.311	5.317	-0.006	94	112337	20.0	18.3	
* 72 1,4-Dioxane-d8	96	5.378	5.378	0.000	0	26732	1000.0	1000.0	
73 Methyl methacrylate	100	5.402	5.402	0.000	87	47690	40.0	37.1	
75 1,4-Dioxane	88	5.433	5.427	0.006	38	16893	400.0	420.1	
74 Dibromomethane	93	5.433	5.433	0.000	97	65975	20.0	17.9	
76 n-Propyl acetate	43	5.463	5.463	0.000	97	123093	20.0	14.9	
77 Dichlorobromomethane	83	5.585	5.585	0.000	99	128980	20.0	16.8	
78 2-Nitropropane	41	5.921	5.920	0.001	80	39280	40.0	22.8	
79 2-Chloroethyl vinyl ether	63	5.927	5.920	0.007	85	61014	20.0	16.9	
80 Epichlorohydrin	57	6.024	6.024	0.000	99	184399	400.0	396.8	
81 cis-1,3-Dichloropropene	75	6.073	6.073	0.000	91	167678	20.0	17.7	
82 4-Methyl-2-pentanone (MIBK)	58	6.244	6.244	0.000	95	202071	100.0	103.2	
$ 83 Toluene-d8 (Surr)	98	6.305	6.304	0.001	99	614653	50.0	50.6	

Compound	Sig	RT (min.)	Exp RT (min.)	Dlt RT (min.)	Q	Response	Cal Amt ug/l	OnCol Amt ug/l	Flags
84 Toluene	91	6.378	6.378	0.000	93	448017	20.0	19.7	
85 trans-1,3-Dichloropropene	75	6.731	6.731	0.000	93	139271	20.0	16.4	
86 Ethyl methacrylate	69	6.768	6.768	0.000	88	123073	20.0	15.9	
87 1,1,2-Trichloroethane	83	6.933	6.938	-0.005	96	79337	20.0	18.4	
88 Tetrachloroethene	166	6.963	6.963	0.000	97	118036	20.0	23.2	
89 1,3-Dichloropropane	76	7.140	7.140	0.000	92	150239	20.0	18.4	
90 2-Hexanone	43	7.219	7.219	0.000	96	277845	100.0	83.6	
91 n-Butyl acetate	43	7.341	7.335	0.006	99	141055	20.0	14.1	
92 Chlorodibromomethane	129	7.359	7.359	0.000	98	99643	20.0	18.5	
93 Ethylene Dibromide	107	7.499	7.499	0.000	99	90494	20.0	18.9	
* 94 Chlorobenzene-d5	117	8.042	8.042	0.000	86	471470	50.0	50.0	
95 Chlorobenzene	112	8.079	8.079	0.001	95	280918	20.0	20.0	
96 Ethylbenzene	106	8.188	8.188	0.000	98	162049	20.0	20.6	
97 1,1,1,2-Tetrachloroethane	131	8.207	8.200	0.007	96	105035	20.0	18.4	
98 m-Xylene & p-Xylene	106	8.347	8.341	0.006	0	195332	20.0	20.2	
99 o-Xylene	106	8.859	8.859	0.000	95	198228	20.0	19.6	
100 n-Butyl acrylate	73	8.877	8.871	0.006	98	75624	20.0	14.8	
101 Styrene	104	8.902	8.902	0.000	97	304687	20.0	18.8	
102 Bromoform	173	9.158	9.158	0.000	98	68415	20.0	19.0	
103 Amyl acetate (mixed isomers)	43	9.182	9.176	0.006	92	172955	20.0	12.3	
104 Isopropylbenzene	105	9.322	9.322	0.000	95	508227	20.0	19.9	
$ 105 4-Bromofluorobenzene	174	9.554	9.554	0.000	94	206078	50.0	56.2	
106 Bromobenzene	156	9.700	9.700	0.000	99	129479	20.0	19.9	
107 1,1,2,2-Tetrachloroethane	83	9.786	9.785	0.001	99	125656	20.0	16.5	
108 N-Propylbenzene	91	9.804	9.804	0.000	99	611764	20.0	18.1	
109 1,2,3-Trichloropropane	110	9.828	9.834	-0.006	96	33996	20.0	15.6	
110 trans-1,4-Dichloro-2-butene	53	9.865	9.865	0.000	85	19254	20.0	8.99	a
111 2-Chlorotoluene	91	9.914	9.914	0.000	97	402718	20.0	17.1	
112 4-Ethyltoluene	105	9.938	9.938	0.000	98	503411	20.0	18.4	
113 1,3,5-Trimethylbenzene	105	10.017	10.017	0.000	93	424446	20.0	18.0	
114 4-Chlorotoluene	91	10.042	10.042	0.000	97	392113	20.0	16.8	
115 Butyl Methacrylate	87	10.151	10.151	0.000	89	136301	20.0	14.6	
116 tert-Butylbenzene	119	10.328	10.328	0.000	95	337440	20.0	18.7	
117 1,2,4-Trimethylbenzene	105	10.401	10.401	0.000	97	439307	20.0	17.6	
118 sec-Butylbenzene	105	10.554	10.554	0.000	99	562963	20.0	19.1	
119 1,3-Dichlorobenzene	146	10.682	10.682	0.000	98	254635	20.0	20.0	
120 4-Isopropyltoluene	119	10.700	10.700	0.000	98	478130	20.0	19.1	
* 121 1,4-Dichlorobenzene-d4	152	10.755	10.755	0.000	95	285363	50.0	50.0	
122 1,4-Dichlorobenzene	146	10.779	10.779	0.000	96	252559	20.0	19.5	
123 1,2,3-Trimethylbenzene	105	10.804	10.804	0.000	98	452867	20.0	17.6	
124 Benzyl chloride	91	10.926	10.926	0.000	99	234616	20.0	15.4	
125 2,3-Dihydroindene	117	10.981	10.980	0.000	94	447209	20.0	18.5	
126 p-Diethylbenzene	119	11.060	11.060	0.000	94	264227	20.0	19.5	
127 n-Butylbenzene	92	11.078	11.078	0.000	98	261284	20.0	18.0	
128 1,2-Dichlorobenzene	146	11.121	11.121	0.000	98	252042	20.0	19.7	
129 1,2,4,5-Tetramethylbenzene	119	11.736	11.736	0.000	97	449538	20.0	18.1	
130 1,2-Dibromo-3-Chloropropane	157	11.816	11.816	0.000	94	28558	20.0	18.5	
131 1,3,5-Trichlorobenzene	180	11.932	11.931	0.001	97	221038	20.0	21.8	
132 1,2,4-Trichlorobenzene	180	12.438	12.437	0.001	94	209719	20.0	21.9	
133 Hexachlorobutadiene	225	12.529	12.529	0.000	96	98121	20.0	23.2	
134 Naphthalene	128	12.627	12.633	-0.005	99	471220	20.0	19.9	
135 1,2,3-Trichlorobenzene	180	12.816	12.809	0.007	96	198100	20.0	21.8	

Compound	Sig	RT (min.)	Exp RT (min.)	Dlt RT (min.)	Q	Response	Cal Amt ug/l	OnCol Amt ug/l	Flags
S 136 1,2-Dichloroethene, Total	100				0		40.0	40.5	
S 137 Xylenes, Total	100				0		40.0	39.7	
S 139 1,3-Dichloropropene, Total	1				0		40.0	34.1	
S 140 Total BTEX	1				0		100.0	99.2	

QC Flag Legend

Processing Flags
Review Flags
M - Manually Integrated
a - User Assigned ID

Reagents:

524freon_00058	Amount Added:	20.00	Units: uL	
ACROLEIN W_00144	Amount Added:	4.00	Units: uL	
8260MIX1COMB_00160	Amount Added:	20.00	Units: uL	
GASES Li_00496	Amount Added:	20.00	Units: uL	
VOA6IS/SURR_00061	Amount Added:	5.00	Units: uL	Run Reagent

Report Date: 02-Oct-2022 09:53:58 Chrom Revision: 2.3 28-Sep-2022 12:57:42

Eurofins Edison

Data File: \\chromfs\Edison\ChromData\CVOAMS17\20221002-151169.b\TT61371.D

Injection Date: 02-Oct-2022 09:18:30 Instrument ID: CVOAMS17

Lims ID: LCS

Client ID:

Operator ID: ALS Bottle#: 4 Worklist Smp#: 5

Purge Vol: 5.000 mL Dil. Factor: 1.0000

Method: 8260W_17 Limit Group: VOA - 8260D Water and Solid

Column: DB-624 (0.18 mm)

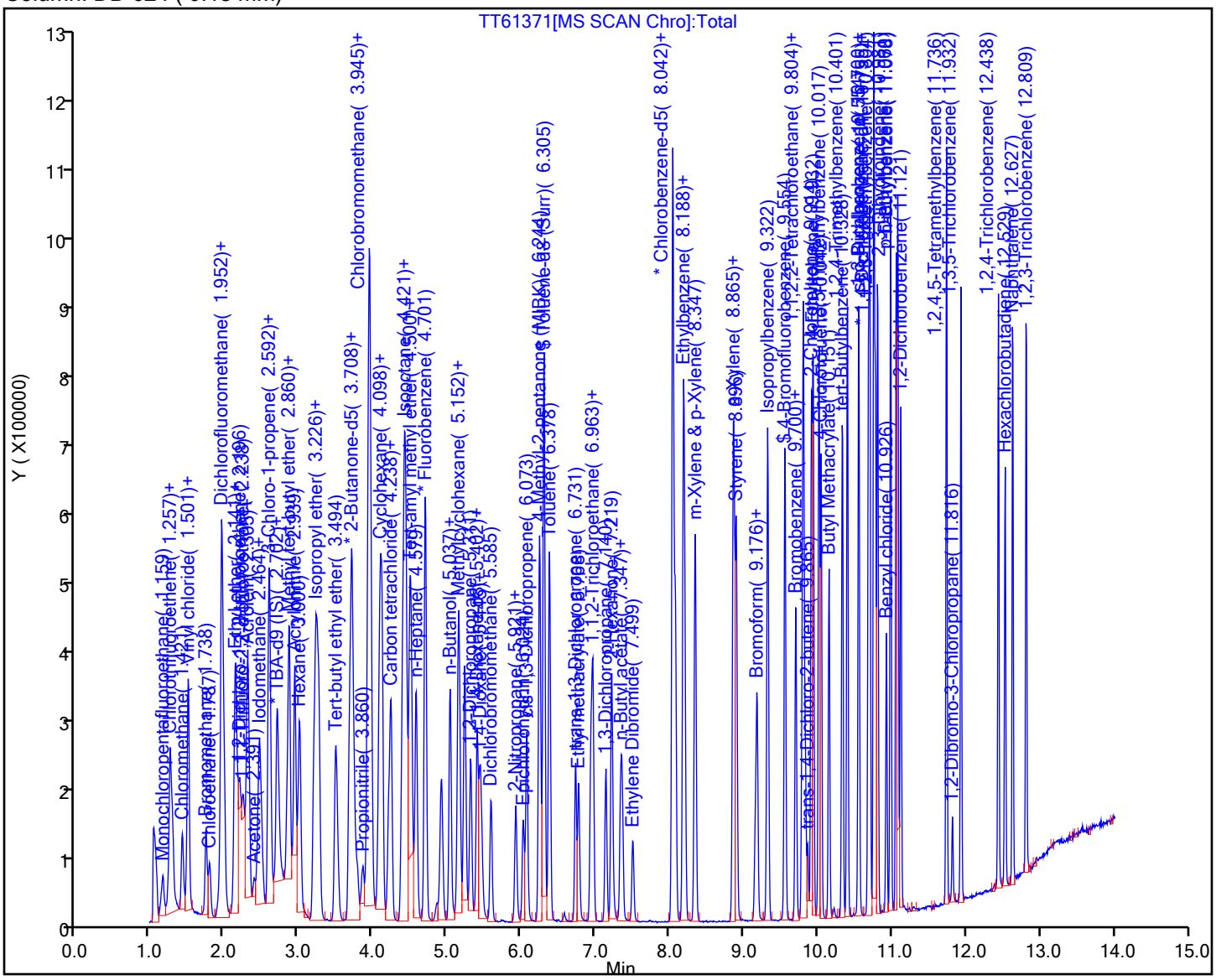

Eurofins Edison
Recovery Report

Data File: \\chromfs\Edison\ChromData\CVOAMS17\20221002-151169.b\TT61371.D
Lims ID: LCS
Client ID:
Sample Type: LCS
Inject. Date: 02-Oct-2022 09:18:30 ALS Bottle#: 4 Worklist Smp#: 5
Purge Vol: 5.000 mL Dil. Factor: 1.0000
Sample Info: LCS
Misc. Info.: 460-0151169-005
Operator ID: Instrument ID: CVOAMS17

Method: \\chromfs\Edison\ChromData\CVOAMS17\20221002-151169.b\8260W_17.m
Limit Group: VOA - 8260D Water and Solid
Last Update: 02-Oct-2022 09:53:57 Calib Date: 01-Sep-2022 11:22:30
Integrator: RTE ID Type: Deconvolution ID
Quant Method: Internal Standard Quant By: Initial Calibration
Last ICal File: \\chromfs\Edison\ChromData\CVOAMS17\20220901-149891.b\TT59897.D

Column 1 : DB-624 (0.18 mm) Det: MS Quad
Process Host: CTX1658

First Level Reviewer: KG2Q Date: 02-Oct-2022 09:53:57

Compound	Amount Added	Amount Recovered	% Rec.
$ 55 Dibromofluoromethane (Surr)	50.0	49.2	98.34
$ 61 1,2-Dichloroethane-d4 (Surr)	50.0	39.7	79.31
$ 83 Toluene-d8 (Surr)	50.0	50.6	101.21
$ 105 4-Bromofluorobenzene	50.0	56.2	112.49

FORM I
GC/MS VOA ORGANICS ANALYSIS DATA SHEET

Lab Name: Eurofins Edison | Job No.: 460-266280-1

SDG No.:

Client Sample ID: | Lab Sample ID: LCS 460-869712/4

Matrix: Water | Lab File ID: TT61394.D

Analysis Method: 8260D | Date Collected:

Sample wt/vol: 5(mL) | Date Analyzed: 10/02/2022 17:03

Soil Aliquot Vol: | Dilution Factor: 1

Soil Extract Vol.: | GC Column: DB-624 ID: 0.18(mm)

Purge Volume: 5.0(mL) | Heated Purge: (Y/N) N pH:

% Moisture: % Solids: | Level: (low/med) Low

Analysis Batch No.: 869712 | Units: ug/L

CAS NO.	COMPOUND NAME	RESULT	Q	RL	MDL
71-55-6	1,1,1-Trichloroethane	16.8		1.0	0.24
79-34-5	1,1,2,2-Tetrachloroethane	16.9		1.0	0.37
79-00-5	1,1,2-Trichloroethane	17.8		1.0	0.20
75-34-3	1,1-Dichloroethane	17.6		1.0	0.26
75-35-4	1,1-Dichloroethene	19.8		1.0	0.26
107-06-2	1,2-Dichloroethane	15.0		1.0	0.43
78-87-5	1,2-Dichloropropane	18.0		1.0	0.35
123-91-1	1,4-Dioxane	399		50	28
78-93-3	2-Butanone	88.6		5.0	1.9
591-78-6	2-Hexanone	74.1		5.0	1.1
108-10-1	MIBK	90.6		5.0	1.3
67-64-1	Acetone	70.4		5.0	4.4
71-43-2	Benzene	18.8		1.0	0.20
75-27-4	Bromodichloromethane	16.6		1.0	0.34
75-25-2	Bromoform	17.2		1.0	0.54
74-83-9	Bromomethane	21.2		1.0	0.55
75-15-0	Carbon disulfide	19.1		1.0	0.82
56-23-5	Carbon tetrachloride	16.5		1.0	0.21
108-90-7	Chlorobenzene	19.0		1.0	0.38
75-00-3	Chloroethane	16.2		1.0	0.32
67-66-3	Chloroform	16.9		1.0	0.33
74-87-3	Chloromethane	14.5		1.0	0.40
156-59-2	cis-1,2-Dichloroethene	19.2		1.0	0.22
10061-01-5	cis-1,3-Dichloropropene	17.0		1.0	0.22
124-48-1	Dibromochloromethane	17.3		1.0	0.28
100-41-4	Ethylbenzene	19.2		1.0	0.30
75-09-2	Methylene Chloride	18.2		1.0	0.32
100-42-5	Styrene	17.8		1.0	0.42
127-18-4	Tetrachloroethene	20.6		1.0	0.25
108-88-3	Toluene	18.9		1.0	0.38
156-60-5	trans-1,2-Dichloroethene	19.4		1.0	0.24
10061-02-6	trans-1,3-Dichloropropene	15.7		1.0	0.22
79-01-6	Trichloroethene	18.1		1.0	0.31
75-01-4	Vinyl chloride	15.5		1.0	0.17

FORM I
GC/MS VOA ORGANICS ANALYSIS DATA SHEET

Lab Name: Eurofins Edison | Job No.: 460-266280-1

SDG No.:

Client Sample ID: | Lab Sample ID: LCS 460-869712/4

Matrix: Water | Lab File ID: TT61394.D

Analysis Method: 8260D | Date Collected:

Sample wt/vol: 5(mL) | Date Analyzed: 10/02/2022 17:03

Soil Aliquot Vol: | Dilution Factor: 1

Soil Extract Vol.: | GC Column: DB-624 ID: 0.18(mm)

Purge Volume: 5.0(mL) | Heated Purge: (Y/N) N pH:

% Moisture: % Solids: | Level: (low/med) Low

Analysis Batch No.: 869712 | Units: ug/L

CAS NO.	COMPOUND NAME	RESULT	Q	RL	MDL
1330-20-7	Xylenes, Total	37.0		2.0	0.65

CAS NO.	SURROGATE	%REC	Q	LIMITS
17060-07-0	1,2-Dichloroethane-d4 (Surr)	82		70-128
460-00-4	Bromofluorobenzene	107		76-120
1868-53-7	Dibromofluoromethane (Surr)	96		77-124
2037-26-5	Toluene-d8 (Surr)	104		80-120

Eurofins Edison
Target Compound Quantitation Report

Data File: \\chromfs\Edison\ChromData\CVOAMS17\20221002-151182.b\TT61394.D
Lims ID: LCS
Client ID:
Sample Type: LCS
Inject. Date: 02-Oct-2022 17:03:30 ALS Bottle#: 3 Worklist Smp#: 4
Purge Vol: 5.000 mL Dil. Factor: 1.0000
Sample Info: LCS
Misc. Info.: 460-0151182-004
Operator ID: Instrument ID: CVOAMS17

Method: \\chromfs\Edison\ChromData\CVOAMS17\20221002-151182.b\8260W_17.m
Limit Group: VOA - 8260D Water and Solid
Last Update: 04-Oct-2022 13:09:19 Calib Date: 01-Sep-2022 11:22:30
Integrator: RTE ID Type: Deconvolution ID
Quant Method: Internal Standard Quant By: Initial Calibration
Last ICal File: \\chromfs\Edison\ChromData\CVOAMS17\20220901-149891.b\TT59897.D

Column 1 : DB-624 (0.18 mm) Det: MS Quad
Process Host: CTX1631

First Level Reviewer: C1JX Date: 02-Oct-2022 17:36:25

Compound	Sig	RT (min.)	Exp RT (min.)	Dlt RT (min.)	Q	Response	Cal Amt ug/l	OnCol Amt ug/l	Flags
1 Monochloropentafluoroethane	119	1.159	1.159	0.000	57	10540	20.0	30.6	
3 Chlorotrifluoroethene	116	1.238	1.238	0.000	87	46261	20.0	26.7	
2 1,1-Difluoroethane	65	1.257	1.257	0.000	97	62605	20.0	21.2	
4 Dichlorodifluoromethane	85	1.269	1.269	0.000	52	113812	20.0	17.2	
5 Chlorodifluoromethane	67	1.287	1.287	0.000	92	21073	20.0	17.8	
6 Chloromethane	50	1.421	1.421	0.000	99	142242	20.0	14.5	
7 Vinyl chloride	62	1.494	1.494	0.000	97	112599	20.0	15.5	
8 Butadiene	54	1.500	1.500	0.000	96	126183	20.0	16.6	
9 Bromomethane	94	1.738	1.738	0.000	99	86438	20.0	21.2	
10 Chloroethane	64	1.787	1.787	0.000	99	73049	20.0	16.2	
11 Dichlorofluoromethane	67	1.952	1.952	0.000	99	202047	20.0	17.1	
13 Pentane	72	1.958	1.958	0.000	97	33180	40.0	37.8	
12 Trichlorofluoromethane	101	1.970	1.970	0.000	48	129935	20.0	16.3	
15 Ethyl ether	74	2.122	2.122	0.000	93	59102	20.0	17.7	
14 Ethanol	46	2.128	2.128	0.000	70	7003	800.0	658.8	
16 2-Methyl-1,3-butadiene	53	2.141	2.141	0.000	96	86931	20.0	17.9	
17 1,2-Dichloro-1,1,2-trifluoroetha	117	2.195	2.195	0.000	90	93366	20.0	20.4	
18 1,1,1-Trifluoro-2,2-dichloroetha	83	2.238	2.238	0.000	92	158509	20.0	20.9	a
19 Acrolein	56	2.281	2.281	0.000	93	28816	40.0	90.0	
20 1,1,2-Trichloro-1,2,2-trifluoroe	101	2.299	2.299	0.000	93	100634	20.0	20.1	
21 1,1-Dichloroethene	96	2.311	2.311	0.000	98	97477	20.0	19.8	
22 Acetone	43	2.390	2.390	0.000	88	119039	100.0	70.4	
23 Iodomethane	142	2.445	2.445	0.000	97	184134	20.0	20.1	
24 Carbon disulfide	76	2.470	2.470	0.000	99	399036	20.0	19.1	
25 Isopropyl alcohol	45	2.482	2.482	0.000	27	27024	200.0	162.8	a
26 3-Chloro-1-propene	76	2.586	2.586	0.000	91	73261	20.0	19.4	
28 Cyclopentene	67	2.598	2.598	0.000	91	247291	20.0	19.0	
27 Methyl acetate	43	2.598	2.598	0.000	58	125160	40.0	29.8	
29 Acetonitrile	40	2.659	2.659	0.000	96	54568	200.0	186.4	M
* 31 TBA-d9 (IS)	66	2.714	2.714	0.000	0	42836	1000.0	1000.0	
30 Methylene Chloride	84	2.701	2.701	0.000	92	120431	20.0	18.2	

Compound	Sig	RT (min.)	Exp RT (min.)	Dlt RT (min.)	Q	Response	Cal Amt ug/l	OnCol Amt ug/l	Flags
32 2-Methyl-2-propanol	59	2.768	2.768	0.000	91	87715	200.0	176.0	a
33 Methyl tert-butyl ether	73	2.842	2.842	0.000	98	287729	20.0	17.4	
34 trans-1,2-Dichloroethene	96	2.866	2.866	0.000	95	109087	20.0	19.4	
35 Acrylonitrile	53	2.939	2.939	0.000	95	373316	200.0	172.7	
36 Hexane	57	3.006	3.006	0.000	91	141498	20.0	20.3	
37 Isopropyl ether	45	3.201	3.201	0.000	96	330306	20.0	16.2	
38 1,1-Dichloroethane	63	3.226	3.226	0.000	99	190673	20.0	17.6	
39 Vinyl acetate	86	3.244	3.244	0.000	100	38558	40.0	40.5	
40 2-Chloro-1,3-butadiene	88	3.268	3.268	0.000	89	86479	20.0	18.2	
41 Tert-butyl ethyl ether	59	3.488	3.488	0.000	89	305925	20.0	16.3	
* 42 2-Butanone-d5	46	3.683	3.683	0.000	0	345180	250.0	250.0	
43 2,2-Dichloropropane	97	3.689	3.689	0.000	75	36853	20.0	16.4	
44 cis-1,2-Dichloroethene	96	3.707	3.707	0.000	96	116334	20.0	19.2	
45 2-Butanone (MEK)	72	3.726	3.726	0.000	96	50932	100.0	88.6	
46 Ethyl acetate	70	3.738	3.738	0.000	97	19875	40.0	38.8	
47 Methyl acrylate	55	3.780	3.780	0.000	99	78339	20.0	15.4	a
48 Propionitrile	54	3.860	3.860	0.000	99	132868	200.0	211.7	
49 Chlorobromomethane	128	3.915	3.915	0.000	91	56265	20.0	19.1	
50 Tetrahydrofuran	72	3.933	3.933	0.000	54	25170	40.0	36.9	
51 Methacrylonitrile	67	3.945	3.945	0.000	90	394218	200.0	181.9	
52 Chloroform	83	3.969	3.969	0.000	99	172188	20.0	16.9	
53 Cyclohexane	84	4.085	4.085	0.000	92	146361	20.0	20.0	
54 1,1,1-Trichloroethane	97	4.104	4.104	0.000	98	143634	20.0	16.8	
$ 55 Dibromofluoromethane (Surr)	113	4.116	4.116	0.000	97	158894	50.0	48.2	
56 Carbon tetrachloride	117	4.207	4.207	0.000	99	120093	20.0	16.5	
57 1,1-Dichloropropene	75	4.238	4.238	0.000	97	131972	20.0	17.7	
59 Isooctane	57	4.402	4.402	0.000	97	361077	20.0	18.8	
58 Isobutyl alcohol	43	4.396	4.396	0.000	42	125921	500.0	408.2	a
60 Benzene	78	4.427	4.427	0.000	97	413751	20.0	18.8	
$ 61 1,2-Dichloroethane-d4 (Surr)	65	4.445	4.445	0.000	0	170568	50.0	41.2	
62 Tert-amyl methyl ether	73	4.494	4.494	0.000	83	325823	20.0	17.0	
63 Isopropyl acetate	61	4.500	4.500	0.000	93	51430	20.0	16.5	
64 1,2-Dichloroethane	62	4.512	4.512	0.000	96	118387	20.0	15.0	
65 n-Heptane	100	4.573	4.573	0.000	93	23669	20.0	20.8	
* 66 Fluorobenzene	96	4.701	4.701	0.000	99	636144	50.0	50.0	
67 n-Butanol	56	5.030	5.030	0.000	34	32675	500.0	357.2	a
68 Trichloroethene	95	5.036	5.036	0.000	99	100000	20.0	18.1	
69 Methylcyclohexane	83	5.152	5.152	0.000	94	163233	20.0	19.2	
70 Ethyl acrylate	99	5.158	5.158	0.000	96	12578	20.0	16.2	
71 1,2-Dichloropropane	63	5.317	5.317	0.000	95	106547	20.0	18.0	
* 72 1,4-Dioxane-d8	96	5.378	5.378	0.000	0	20835	1000.0	1000.0	
73 Methyl methacrylate	100	5.402	5.402	0.000	91	41641	40.0	33.5	
75 1,4-Dioxane	88	5.433	5.433	0.000	57	12511	400.0	399.2	
74 Dibromomethane	93	5.439	5.439	0.000	97	59918	20.0	16.8	
76 n-Propyl acetate	43	5.463	5.463	0.000	98	118198	20.0	14.8	
77 Dichlorobromomethane	83	5.585	5.585	0.000	99	123468	20.0	16.6	
78 2-Nitropropane	41	5.920	5.920	0.000	78	35166	40.0	21.1	
79 2-Chloroethyl vinyl ether	63	5.920	5.920	0.000	82	55509	20.0	15.9	
80 Epichlorohydrin	57	6.024	6.024	0.000	99	165649	400.0	348.6	
81 cis-1,3-Dichloropropene	75	6.073	6.073	0.000	90	152144	20.0	17.0	
82 4-Methyl-2-pentanone (MIBK)	58	6.243	6.243	0.000	96	181327	100.0	90.6	
$ 83 Toluene-d8 (Surr)	98	6.304	6.304	0.000	99	593699	50.0	51.8	

Compound	Sig	RT (min.)	Exp RT (min.)	Dlt RT (min.)	Q	Response	Cal Amt ug/l	OnCol Amt ug/l	Flags
84 Toluene	91	6.378	6.378	0.000	93	406545	20.0	18.9	
85 trans-1,3-Dichloropropene	75	6.731	6.731	0.000	96	126426	20.0	15.7	
86 Ethyl methacrylate	69	6.768	6.768	0.000	89	112246	20.0	15.4	
87 1,1,2-Trichloroethane	83	6.932	6.932	0.000	97	72547	20.0	17.8	
88 Tetrachloroethene	166	6.963	6.963	0.000	96	98981	20.0	20.6	
89 1,3-Dichloropropane	76	7.140	7.140	0.000	92	137129	20.0	17.8	
90 2-Hexanone	43	7.219	7.219	0.000	95	252001	100.0	74.1	
91 n-Butyl acetate	43	7.335	7.335	0.000	99	127703	20.0	13.6	
92 Chlorodibromomethane	129	7.359	7.359	0.000	98	87871	20.0	17.3	
93 Ethylene Dibromide	107	7.499	7.499	0.000	98	80266	20.0	17.8	
* 94 Chlorobenzene-d5	117	8.042	8.042	0.000	86	444617	50.0	50.0	
95 Chlorobenzene	112	8.078	8.078	0.000	95	252652	20.0	19.0	
96 Ethylbenzene	106	8.182	8.182	0.000	98	141747	20.0	19.2	
97 1,1,1,2-Tetrachloroethane	131	8.200	8.200	0.000	97	93007	20.0	17.3	
98 m-Xylene & p-Xylene	106	8.341	8.341	0.000	0	173049	20.0	18.9	
99 o-Xylene	106	8.859	8.859	0.000	94	172574	20.0	18.1	
100 n-Butyl acrylate	73	8.877	8.877	0.000	97	66506	20.0	13.8	
101 Styrene	104	8.901	8.901	0.000	96	271467	20.0	17.8	
102 Bromoform	173	9.157	9.157	0.000	98	58643	20.0	17.2	
103 Amyl acetate (mixed isomers)	43	9.176	9.176	0.000	91	157955	20.0	12.8	
104 Isopropylbenzene	105	9.322	9.322	0.000	96	440222	20.0	18.3	
$ 105 4-Bromofluorobenzene	174	9.560	9.560	0.000	94	185408	50.0	53.7	
106 Bromobenzene	156	9.706	9.706	0.000	97	112469	20.0	19.7	
107 1,1,2,2-Tetrachloroethane	83	9.785	9.785	0.000	99	113160	20.0	16.9	
108 N-Propylbenzene	91	9.804	9.804	0.000	99	536848	20.0	18.1	
109 1,2,3-Trichloropropane	110	9.828	9.828	0.000	97	29700	20.0	15.5	
110 trans-1,4-Dichloro-2-butene	53	9.859	9.859	0.000	80	13300	20.0	7.08	a
111 2-Chlorotoluene	91	9.913	9.913	0.000	96	364657	20.0	17.7	
112 4-Ethyltoluene	105	9.938	9.938	0.000	98	441034	20.0	18.4	
113 1,3,5-Trimethylbenzene	105	10.017	10.017	0.000	93	373962	20.0	18.0	
114 4-Chlorotoluene	91	10.041	10.041	0.000	98	350728	20.0	17.1	
115 Butyl Methacrylate	87	10.151	10.151	0.000	89	118183	20.0	14.4	
116 tert-Butylbenzene	119	10.328	10.328	0.000	95	292046	20.0	18.5	
117 1,2,4-Trimethylbenzene	105	10.401	10.401	0.000	97	387213	20.0	17.7	
118 sec-Butylbenzene	105	10.554	10.554	0.000	99	480038	20.0	18.5	
119 1,3-Dichlorobenzene	146	10.682	10.682	0.000	97	217260	20.0	19.5	
120 4-Isopropyltoluene	119	10.700	10.700	0.000	98	404621	20.0	18.5	
* 121 1,4-Dichlorobenzene-d4	152	10.755	10.755	0.000	95	250355	50.0	50.0	
122 1,4-Dichlorobenzene	146	10.779	10.779	0.000	95	220259	20.0	19.4	
123 1,2,3-Trimethylbenzene	105	10.803	10.803	0.000	98	400390	20.0	17.7	
124 Benzyl chloride	91	10.925	10.925	0.000	99	207700	20.0	15.6	
125 2,3-Dihydroindene	117	10.980	10.980	0.000	94	391641	20.0	18.5	
126 p-Diethylbenzene	119	11.060	11.060	0.000	93	222018	20.0	18.7	
127 n-Butylbenzene	92	11.078	11.078	0.000	98	224050	20.0	17.6	
128 1,2-Dichlorobenzene	146	11.120	11.120	0.000	97	215354	20.0	19.2	
129 1,2,4,5-Tetramethylbenzene	119	11.736	11.736	0.000	97	388712	20.0	17.9	
130 1,2-Dibromo-3-Chloropropane	157	11.815	11.815	0.000	96	23461	20.0	17.4	
131 1,3,5-Trichlorobenzene	180	11.931	11.931	0.000	97	182657	20.0	20.5	
132 1,2,4-Trichlorobenzene	180	12.437	12.437	0.000	94	173647	20.0	20.7	
133 Hexachlorobutadiene	225	12.529	12.529	0.000	98	77508	20.0	20.9	
134 Naphthalene	128	12.632	12.632	0.000	99	386220	20.0	18.6	
135 1,2,3-Trichlorobenzene	180	12.815	12.815	0.000	95	165810	20.0	20.8	

Compound	Sig	RT (min.)	Exp RT (min.)	Dlt RT (min.)	Q	Response	Cal Amt ug/l	OnCol Amt ug/l	Flags
S 136 1,2-Dichloroethene, Total	100				0		40.0	38.6	
S 137 Xylenes, Total	100				0		40.0	37.0	
S 139 1,3-Dichloropropene, Total	1				0		40.0	32.8	
S 140 Total BTEX	1				0		100.0	93.8	

QC Flag Legend

Processing Flags
Review Flags
M - Manually Integrated
a - User Assigned ID

Reagents:

524freon_00058	Amount Added:	20.00	Units: uL	
ACROLEIN W_00144	Amount Added:	4.00	Units: uL	
8260MIX1COMB_00160	Amount Added:	20.00	Units: uL	
GASES Li_00496	Amount Added:	20.00	Units: uL	
VOA6IS/SURR_00061	Amount Added:	5.00	Units: uL	Run Reagent

Report Date: 04-Oct-2022 13:09:20 Chrom Revision: 2.3 28-Sep-2022 12:57:42

Eurofins Edison

Data File: \\chromfs\Edison\ChromData\CVOAMS17\20221002-151182.b\TT61394.D

Injection Date: 02-Oct-2022 17:03:30 Instrument ID: CVOAMS17

Lims ID: LCS

Client ID:

Operator ID: ALS Bottle#: 3 Worklist Smp#: 4

Purge Vol: 5.000 mL Dil. Factor: 1.0000

Method: 8260W_17 Limit Group: VOA - 8260D Water and Solid

Column: DB-624 (0.18 mm)

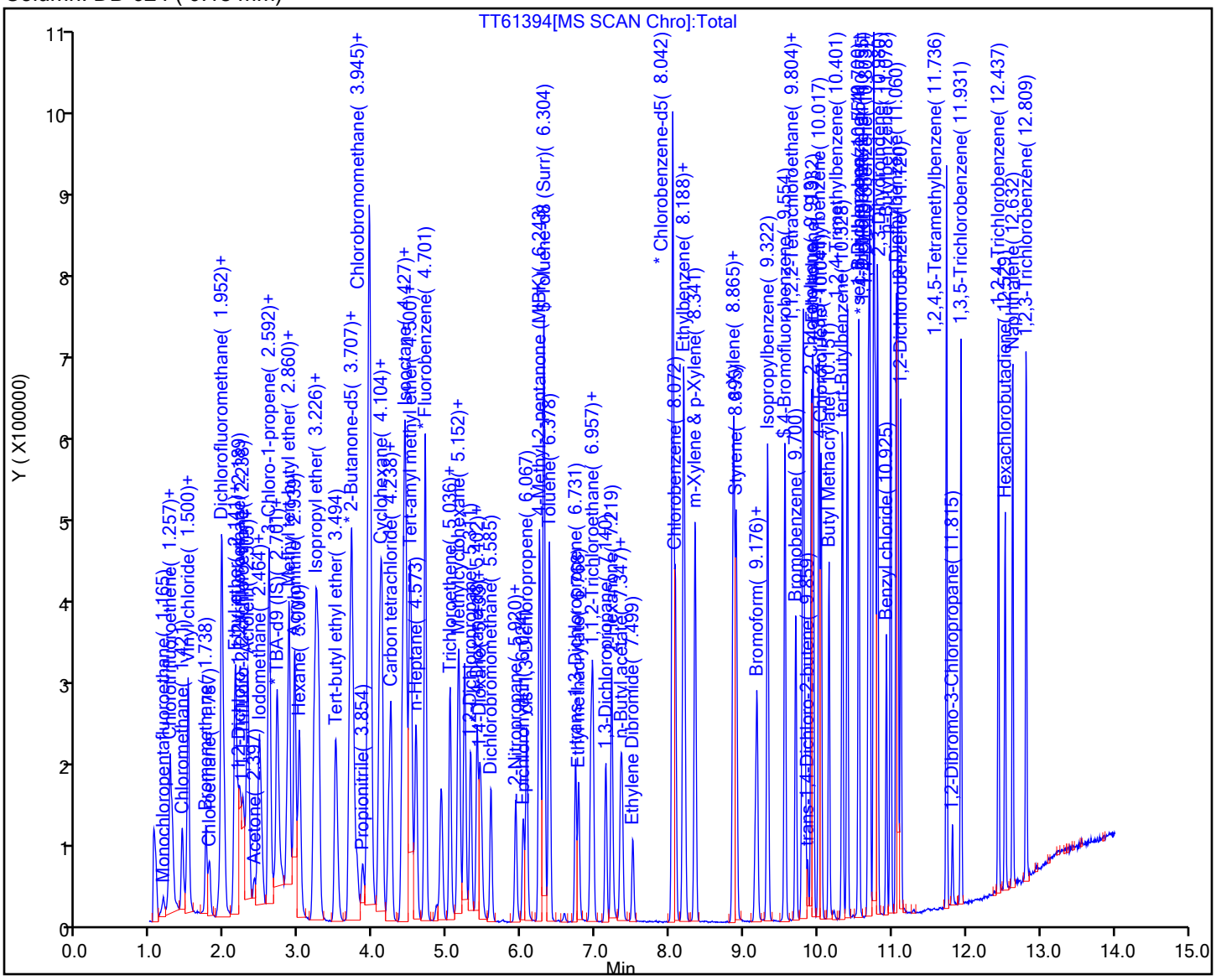

Eurofins Edison
Recovery Report

Data File: \\chromfs\Edison\ChromData\CVOAMS17\20221002-151182.b\TT61394.D
Lims ID: LCS
Client ID:
Sample Type: LCS
Inject. Date: 02-Oct-2022 17:03:30 ALS Bottle#: 3 Worklist Smp#: 4
Purge Vol: 5.000 mL Dil. Factor: 1.0000
Sample Info: LCS
Misc. Info.: 460-0151182-004
Operator ID: Instrument ID: CVOAMS17

Method: \\chromfs\Edison\ChromData\CVOAMS17\20221002-151182.b\8260W_17.m
Limit Group: VOA - 8260D Water and Solid
Last Update: 04-Oct-2022 13:09:19 Calib Date: 01-Sep-2022 11:22:30
Integrator: RTE ID Type: Deconvolution ID
Quant Method: Internal Standard Quant By: Initial Calibration
Last ICal File: \\chromfs\Edison\ChromData\CVOAMS17\20220901-149891.b\TT59897.D

Column 1 : DB-624 (0.18 mm) Det: MS Quad
Process Host: CTX1631

First Level Reviewer: C1JX Date: 02-Oct-2022 17:36:25

Compound	Amount Added	Amount Recovered	% Rec.
$ 55 Dibromofluoromethane (Surr)	50.0	48.2	96.40
$ 61 1,2-Dichloroethane-d4 (Surr)	50.0	41.2	82.41
$ 83 Toluene-d8 (Surr)	50.0	51.8	103.67
$ 105 4-Bromofluorobenzene	50.0	53.7	107.32

FORM I
GC/MS VOA ORGANICS ANALYSIS DATA SHEET

Lab Name: Eurofins Edison | Job No.: 460-266280-1

SDG No.:

Client Sample ID: | Lab Sample ID: LCSD 460-869649/6

Matrix: Water | Lab File ID: TT61372.D

Analysis Method: 8260D | Date Collected:

Sample wt/vol: 5(mL) | Date Analyzed: 10/02/2022 09:39

Soil Aliquot Vol: | Dilution Factor: 1

Soil Extract Vol.: | GC Column: DB-624 ID: 0.18(mm)

Purge Volume: 5.0(mL) | Heated Purge: (Y/N) N pH:

% Moisture: % Solids: | Level: (low/med) Low

Analysis Batch No.: 869649 | Units: ug/L

CAS NO.	COMPOUND NAME	RESULT	Q	RL	MDL
71-55-6	1,1,1-Trichloroethane	18.8		1.0	0.24
79-34-5	1,1,2,2-Tetrachloroethane	16.9		1.0	0.37
79-00-5	1,1,2-Trichloroethane	18.2		1.0	0.20
75-34-3	1,1-Dichloroethane	18.8		1.0	0.26
75-35-4	1,1-Dichloroethene	22.5		1.0	0.26
107-06-2	1,2-Dichloroethane	15.5		1.0	0.43
78-87-5	1,2-Dichloropropane	18.4		1.0	0.35
123-91-1	1,4-Dioxane	445		50	28
78-93-3	2-Butanone	105		5.0	1.9
591-78-6	2-Hexanone	86.5		5.0	1.1
108-10-1	MIBK	104		5.0	1.3
67-64-1	Acetone	87.1		5.0	4.4
71-43-2	Benzene	19.8		1.0	0.20
75-27-4	Bromodichloromethane	17.4		1.0	0.34
75-25-2	Bromoform	19.2		1.0	0.54
74-83-9	Bromomethane	23.6		1.0	0.55
75-15-0	Carbon disulfide	20.7		1.0	0.82
56-23-5	Carbon tetrachloride	19.4		1.0	0.21
108-90-7	Chlorobenzene	20.6		1.0	0.38
75-00-3	Chloroethane	19.3		1.0	0.32
67-66-3	Chloroform	18.3		1.0	0.33
74-87-3	Chloromethane	15.5		1.0	0.40
156-59-2	cis-1,2-Dichloroethene	21.1		1.0	0.22
10061-01-5	cis-1,3-Dichloropropene	18.0		1.0	0.22
124-48-1	Dibromochloromethane	18.5		1.0	0.28
100-41-4	Ethylbenzene	20.6		1.0	0.30
75-09-2	Methylene Chloride	19.6		1.0	0.32
100-42-5	Styrene	19.1		1.0	0.42
127-18-4	Tetrachloroethene	23.7		1.0	0.25
108-88-3	Toluene	19.9		1.0	0.38
156-60-5	trans-1,2-Dichloroethene	21.0		1.0	0.24
10061-02-6	trans-1,3-Dichloropropene	16.3		1.0	0.22
79-01-6	Trichloroethene	20.2		1.0	0.31
75-01-4	Vinyl chloride	18.0		1.0	0.17

FORM I
GC/MS VOA ORGANICS ANALYSIS DATA SHEET

Lab Name: Eurofins Edison | Job No.: 460-266280-1

SDG No.:

Client Sample ID: | Lab Sample ID: LCSD 460-869649/6

Matrix: Water | Lab File ID: TT61372.D

Analysis Method: 8260D | Date Collected:

Sample wt/vol: 5(mL) | Date Analyzed: 10/02/2022 09:39

Soil Aliquot Vol: | Dilution Factor: 1

Soil Extract Vol.: | GC Column: DB-624 ID: 0.18(mm)

Purge Volume: 5.0(mL) | Heated Purge: (Y/N) N pH:

% Moisture: % Solids: | Level: (low/med) Low

Analysis Batch No.: 869649 | Units: ug/L

CAS NO.	COMPOUND NAME	RESULT	Q	RL	MDL
1330-20-7	Xylenes, Total	40.3		2.0	0.65

CAS NO.	SURROGATE	%REC	Q	LIMITS
17060-07-0	1,2-Dichloroethane-d4 (Surr)	80		70-128
460-00-4	Bromofluorobenzene	113		76-120
1868-53-7	Dibromofluoromethane (Surr)	98		77-124
2037-26-5	Toluene-d8 (Surr)	101		80-120

Eurofins Edison
Target Compound Quantitation Report

Data File: \\chromfs\Edison\ChromData\CVOAMS17\20221002-151169.b\TT61372.D
Lims ID: LCSD
Client ID:
Sample Type: LCSD
Inject. Date: 02-Oct-2022 09:39:30 ALS Bottle#: 5 Worklist Smp#: 6
Purge Vol: 5.000 mL Dil. Factor: 1.0000
Sample Info: LCSD
Misc. Info.: 460-0151169-006
Operator ID: Instrument ID: CVOAMS17

Method: \\chromfs\Edison\ChromData\CVOAMS17\20221002-151169.b\8260W_17.m
Limit Group: VOA - 8260D Water and Solid
Last Update: 03-Oct-2022 18:37:02 Calib Date: 01-Sep-2022 11:22:30
Integrator: RTE ID Type: Deconvolution ID
Quant Method: Internal Standard Quant By: Initial Calibration
Last ICal File: \\chromfs\Edison\ChromData\CVOAMS17\20220901-149891.b\TT59897.D

Column 1 : DB-624 (0.18 mm) Det: MS Quad
Process Host: CTX1677

First Level Reviewer: KG2Q Date: 02-Oct-2022 10:19:08

Compound	Sig	RT (min.)	Exp RT (min.)	Dlt RT (min.)	Q	Response	Cal Amt ug/l	OnCol Amt ug/l	Flags
1 Monochloropentafluoroethane	119	1.165	1.165	0.000	45	16886	20.0	48.1	
3 Chlorotrifluoroethene	116	1.257	1.251	0.006	58	63118	20.0	35.9	
2 1,1-Difluoroethane	65	1.263	1.257	0.006	96	67908	20.0	22.6	
4 Dichlorodifluoromethane	85	1.281	1.263	0.018	91	169999	20.0	25.2	
5 Chlorodifluoromethane	67	1.293	1.287	0.006	96	23485	20.0	19.5	a
6 Chloromethane	50	1.427	1.415	0.012	99	155236	20.0	15.5	
7 Vinyl chloride	62	1.500	1.494	0.006	98	133558	20.0	18.0	
8 Butadiene	54	1.513	1.501	0.012	94	148246	20.0	19.2	
9 Bromomethane	94	1.750	1.738	0.012	99	92906	20.0	23.6	
10 Chloroethane	64	1.799	1.793	0.006	99	83991	20.0	19.3	
11 Dichlorofluoromethane	67	1.958	1.952	0.006	97	236986	20.0	19.7	
13 Pentane	72	1.964	1.958	0.006	96	42814	40.0	47.9	
12 Trichlorofluoromethane	101	1.970	1.970	0.000	55	179039	20.0	22.0	
15 Ethyl ether	74	2.128	2.122	0.006	94	66441	20.0	19.5	
14 Ethanol	46	2.122	2.122	0.000	73	7396	800.0	662.2	
16 2-Methyl-1,3-butadiene	53	2.147	2.135	0.012	96	107531	20.0	21.8	
17 1,2-Dichloro-1,1,2-trifluoroetha	117	2.195	2.189	0.006	85	113222	20.0	24.3	
18 1,1,1-Trifluoro-2,2-dichloroetha	83	2.244	2.244	0.000	89	178936	20.0	23.2	a
19 Acrolein	56	2.287	2.281	0.006	94	26953	40.0	82.9	
20 1,1,2-Trichloro-1,2,2-trifluoroe	101	2.305	2.299	0.006	95	130775	20.0	25.7	
21 1,1-Dichloroethene	96	2.317	2.305	0.012	98	112471	20.0	22.5	
22 Acetone	43	2.397	2.391	0.006	90	142293	100.0	87.1	
23 Iodomethane	142	2.451	2.445	0.006	96	211783	20.0	22.7	
24 Carbon disulfide	76	2.482	2.470	0.012	99	439646	20.0	20.7	
25 Isopropyl alcohol	45	2.494	2.476	0.018	26	31841	200.0	182.6	a
26 3-Chloro-1-propene	76	2.592	2.580	0.012	91	82167	20.0	21.4	
28 Cyclopentene	67	2.604	2.598	0.006	93	298107	20.0	22.6	
27 Methyl acetate	43	2.610	2.598	0.012	57	131799	40.0	30.8	
29 Acetonitrile	40	2.671	2.665	0.006	95	32881	200.0	115.6	M
30 Methylene Chloride	84	2.707	2.702	0.005	91	131798	20.0	19.6	
* 31 TBA-d9 (IS)	66	2.720	2.708	0.012	0	45010	1000.0	1000.0	a

Compound	Sig	RT (min.)	Exp RT (min.)	Dlt RT (min.)	Q	Response	Cal Amt ug/l	OnCol Amt ug/l	Flags
32 2-Methyl-2-propanol	59	2.781	2.775	0.006	93	101835	200.0	194.4	a
33 Methyl tert-butyl ether	73	2.848	2.848	0.000	99	314323	20.0	18.7	
34 trans-1,2-Dichloroethene	96	2.872	2.866	0.006	94	119726	20.0	21.0	
35 Acrylonitrile	53	2.945	2.939	0.006	95	398975	200.0	181.4	
36 Hexane	57	3.012	3.000	0.012	93	175365	20.0	24.7	
37 Isopropyl ether	45	3.207	3.201	0.006	95	348903	20.0	16.8	
38 1,1-Dichloroethane	63	3.232	3.226	0.006	99	207335	20.0	18.8	
39 Vinyl acetate	86	3.244	3.250	-0.006	100	40030	40.0	43.6	
40 2-Chloro-1,3-butadiene	88	3.268	3.268	0.000	87	104072	20.0	21.5	
41 Tert-butyl ethyl ether	59	3.494	3.494	0.000	89	337241	20.0	17.6	
* 42 2-Butanone-d5	46	3.683	3.683	0.000	0	333161	250.0	250.0	
43 2,2-Dichloropropane	97	3.701	3.695	0.006	95	42205	20.0	18.5	
44 cis-1,2-Dichloroethene	96	3.713	3.707	0.006	98	130288	20.0	21.1	
45 2-Butanone (MEK)	72	3.744	3.732	0.012	96	57981	100.0	104.5	
46 Ethyl acetate	70	3.732	3.738	-0.006	93	21257	40.0	42.9	M
48 Propionitrile	54	3.860	3.860	0.000	98	135479	200.0	205.4	
49 Chlorobromomethane	128	3.921	3.921	0.000	86	62334	20.0	20.8	
50 Tetrahydrofuran	72	3.927	3.927	0.000	51	29219	40.0	44.4	
51 Methacrylonitrile	67	3.951	3.945	0.006	91	426932	200.0	193.6	
52 Chloroform	83	3.976	3.970	0.006	99	189573	20.0	18.3	
53 Cyclohexane	84	4.091	4.085	0.006	90	186010	20.0	25.0	
47 Methyl acrylate	55	4.091	4.091	0.000	48	78870	20.0	15.3	
54 1,1,1-Trichloroethane	97	4.104	4.104	0.000	98	163998	20.0	18.8	
$ 55 Dibromofluoromethane (Surr)	113	4.122	4.122	0.000	98	164064	50.0	48.9	
56 Carbon tetrachloride	117	4.213	4.207	0.006	98	144053	20.0	19.4	
57 1,1-Dichloropropene	75	4.244	4.238	0.006	98	150784	20.0	19.9	
59 Isooctane	57	4.402	4.396	0.006	98	449961	20.0	23.0	
58 Isobutyl alcohol	43	4.396	4.396	0.000	40	144002	500.0	444.3	a
60 Benzene	78	4.427	4.427	0.000	96	454406	20.0	19.8	
$ 61 1,2-Dichloroethane-d4 (Surr)	65	4.451	4.445	0.006	0	168512	50.0	40.0	
62 Tert-amyl methyl ether	73	4.500	4.494	0.006	83	365697	20.0	18.8	
63 Isopropyl acetate	61	4.506	4.506	0.000	93	55799	20.0	17.6	
64 1,2-Dichloroethane	62	4.518	4.512	0.006	96	124124	20.0	15.5	
65 n-Heptane	100	4.585	4.579	0.006	92	28573	20.0	24.7	
* 66 Fluorobenzene	96	4.701	4.701	0.000	99	647245	50.0	50.0	
67 n-Butanol	56	5.036	5.030	0.006	53	39607	500.0	412.1	
68 Trichloroethene	95	5.036	5.036	0.000	98	113333	20.0	20.2	
69 Methylcyclohexane	83	5.152	5.152	0.000	94	212953	20.0	24.6	
70 Ethyl acrylate	99	5.158	5.164	-0.006	95	15570	20.0	19.7	
71 1,2-Dichloropropane	63	5.317	5.317	0.000	94	111147	20.0	18.4	
* 72 1,4-Dioxane-d8	96	5.384	5.378	0.006	0	26184	1000.0	1000.0	
73 Methyl methacrylate	100	5.402	5.402	0.000	88	48020	40.0	38.0	
75 1,4-Dioxane	88	5.433	5.427	0.006	38	17546	400.0	445.5	
74 Dibromomethane	93	5.439	5.433	0.006	94	66340	20.0	18.3	
76 n-Propyl acetate	43	5.463	5.463	0.000	98	122822	20.0	15.1	
77 Dichlorobromomethane	83	5.591	5.585	0.006	99	131363	20.0	17.4	
78 2-Nitropropane	41	5.920	5.920	0.000	79	38115	40.0	22.5	
79 2-Chloroethyl vinyl ether	63	5.920	5.920	0.000	84	62033	20.0	17.5	
80 Epichlorohydrin	57	6.030	6.024	0.006	99	183798	400.0	400.8	
81 cis-1,3-Dichloropropene	75	6.073	6.073	0.000	89	167225	20.0	18.0	
82 4-Methyl-2-pentanone (MIBK)	58	6.243	6.244	-0.001	96	201711	100.0	104.4	
$ 83 Toluene-d8 (Surr)	98	6.304	6.304	0.000	99	600858	50.0	50.3	

Compound	Sig	RT (min.)	Exp RT (min.)	Dlt RT (min.)	Q	Response	Cal Amt ug/l	OnCol Amt ug/l	Flags
84 Toluene	91	6.378	6.378	0.000	94	447069	20.0	19.9	
85 trans-1,3-Dichloropropene	75	6.731	6.731	0.000	95	136168	20.0	16.3	
86 Ethyl methacrylate	69	6.774	6.768	0.006	88	123803	20.0	16.2	
87 1,1,2-Trichloroethane	83	6.938	6.938	0.000	97	77346	20.0	18.2	
88 Tetrachloroethene	166	6.963	6.963	0.000	97	118772	20.0	23.7	
89 1,3-Dichloropropane	76	7.140	7.140	0.000	93	146619	20.0	18.2	
90 2-Hexanone	43	7.219	7.219	0.000	95	283932	100.0	86.5	
91 n-Butyl acetate	43	7.335	7.335	0.000	99	139185	20.0	14.2	
92 Chlorodibromomethane	129	7.359	7.359	0.000	98	97886	20.0	18.5	
93 Ethylene Dibromide	107	7.505	7.499	0.006	99	89324	20.0	19.0	
* 94 Chlorobenzene-d5	117	8.042	8.042	0.000	87	463840	50.0	50.0	
95 Chlorobenzene	112	8.078	8.079	0.000	95	285396	20.0	20.6	
96 Ethylbenzene	106	8.188	8.188	0.000	98	158885	20.0	20.6	
97 1,1,1,2-Tetrachloroethane	131	8.206	8.200	0.006	98	105108	20.0	18.7	
98 m-Xylene & p-Xylene	106	8.347	8.341	0.006	0	192597	20.0	20.2	
99 o-Xylene	106	8.859	8.859	0.000	94	199958	20.0	20.1	
100 n-Butyl acrylate	73	8.877	8.871	0.006	97	75999	20.0	15.1	
101 Styrene	104	8.901	8.902	-0.001	96	303569	20.0	19.1	
102 Bromoform	173	9.157	9.158	-0.001	99	68214	20.0	19.2	
103 Amyl acetate (mixed isomers)	43	9.182	9.176	0.006	92	172065	20.0	12.7	
104 Isopropylbenzene	105	9.322	9.322	0.000	95	499474	20.0	19.9	
$ 105 4-Bromofluorobenzene	174	9.560	9.554	0.006	97	203811	50.0	56.5	
106 Bromobenzene	156	9.706	9.700	0.006	96	131507	20.0	20.9	
107 1,1,2,2-Tetrachloroethane	83	9.785	9.785	0.000	99	124643	20.0	16.9	
108 N-Propylbenzene	91	9.804	9.804	0.000	99	605366	20.0	18.6	
109 1,2,3-Trichloropropane	110	9.828	9.834	-0.006	97	33332	20.0	15.8	
110 trans-1,4-Dichloro-2-butene	53	9.865	9.865	0.000	83	18034	20.0	8.72	a
111 2-Chlorotoluene	91	9.913	9.914	-0.001	96	404540	20.0	17.8	
112 4-Ethyltoluene	105	9.938	9.938	0.000	98	499763	20.0	18.9	
113 1,3,5-Trimethylbenzene	105	10.017	10.017	0.000	94	419669	20.0	18.4	
114 4-Chlorotoluene	91	10.041	10.042	-0.001	97	385191	20.0	17.1	
115 Butyl Methacrylate	87	10.151	10.151	0.000	88	133024	20.0	14.7	
116 tert-Butylbenzene	119	10.334	10.328	0.006	94	334826	20.0	19.2	
117 1,2,4-Trimethylbenzene	105	10.401	10.401	0.000	97	438344	20.0	18.2	
118 sec-Butylbenzene	105	10.554	10.554	0.000	99	556585	20.0	19.5	
119 1,3-Dichlorobenzene	146	10.682	10.682	0.000	97	251783	20.0	20.5	
120 4-Isopropyltoluene	119	10.700	10.700	0.000	98	467978	20.0	19.4	
* 121 1,4-Dichlorobenzene-d4	152	10.755	10.755	0.000	94	275616	50.0	50.0	
122 1,4-Dichlorobenzene	146	10.779	10.779	0.000	96	252517	20.0	20.2	
123 1,2,3-Trimethylbenzene	105	10.810	10.804	0.006	98	449843	20.0	18.1	
124 Benzyl chloride	91	10.925	10.926	-0.001	99	233486	20.0	15.9	
125 2,3-Dihydroindene	117	10.980	10.980	0.000	95	441050	20.0	18.9	
126 p-Diethylbenzene	119	11.060	11.060	0.000	94	253365	20.0	19.4	
127 n-Butylbenzene	92	11.078	11.078	0.000	98	253597	20.0	18.0	
128 1,2-Dichlorobenzene	146	11.120	11.121	-0.001	98	248427	20.0	20.1	
129 1,2,4,5-Tetramethylbenzene	119	11.736	11.736	0.000	97	441278	20.0	18.4	
130 1,2-Dibromo-3-Chloropropane	157	11.815	11.816	-0.001	95	28761	20.0	19.3	
131 1,3,5-Trichlorobenzene	180	11.931	11.931	0.000	97	216891	20.0	22.1	
132 1,2,4-Trichlorobenzene	180	12.437	12.437	0.000	94	203659	20.0	22.1	
133 Hexachlorobutadiene	225	12.529	12.529	0.000	98	95379	20.0	23.4	
134 Naphthalene	128	12.632	12.633	0.000	99	465549	20.0	20.3	
135 1,2,3-Trichlorobenzene	180	12.815	12.809	0.006	95	196889	20.0	22.4	

Compound	Sig	RT (min.)	Exp RT (min.)	Dlt RT (min.)	Q	Response	Cal Amt ug/l	OnCol Amt ug/l	Flags
S 136 1,2-Dichloroethene, Total	100				0		40.0	42.1	
S 137 Xylenes, Total	100				0		40.0	40.3	
S 139 1,3-Dichloropropene, Total	1				0		40.0	34.2	
S 140 Total BTEX	1				0		100.0	100.5	

QC Flag Legend

Processing Flags
Review Flags
M - Manually Integrated
a - User Assigned ID

Reagents:

524freon_00058	Amount Added:	20.00	Units: uL	
ACROLEIN W_00144	Amount Added:	4.00	Units: uL	
8260MIX1COMB_00160	Amount Added:	20.00	Units: uL	
GASES Li_00496	Amount Added:	20.00	Units: uL	
VOA6IS/SURR_00061	Amount Added:	5.00	Units: uL	Run Reagent

Report Date: 03-Oct-2022 18:37:03 Chrom Revision: 2.3 28-Sep-2022 12:57:42

Eurofins Edison

Data File: \\chromfs\Edison\ChromData\CVOAMS17\20221002-151169.b\TT61372.D

Injection Date: 02-Oct-2022 09:39:30 Instrument ID: CVOAMS17

Lims ID: LCSD

Client ID:

Operator ID: ALS Bottle#: 5 Worklist Smp#: 6

Purge Vol: 5.000 mL Dil. Factor: 1.0000

Method: 8260W_17 Limit Group: VOA - 8260D Water and Solid

Column: DB-624 (0.18 mm)

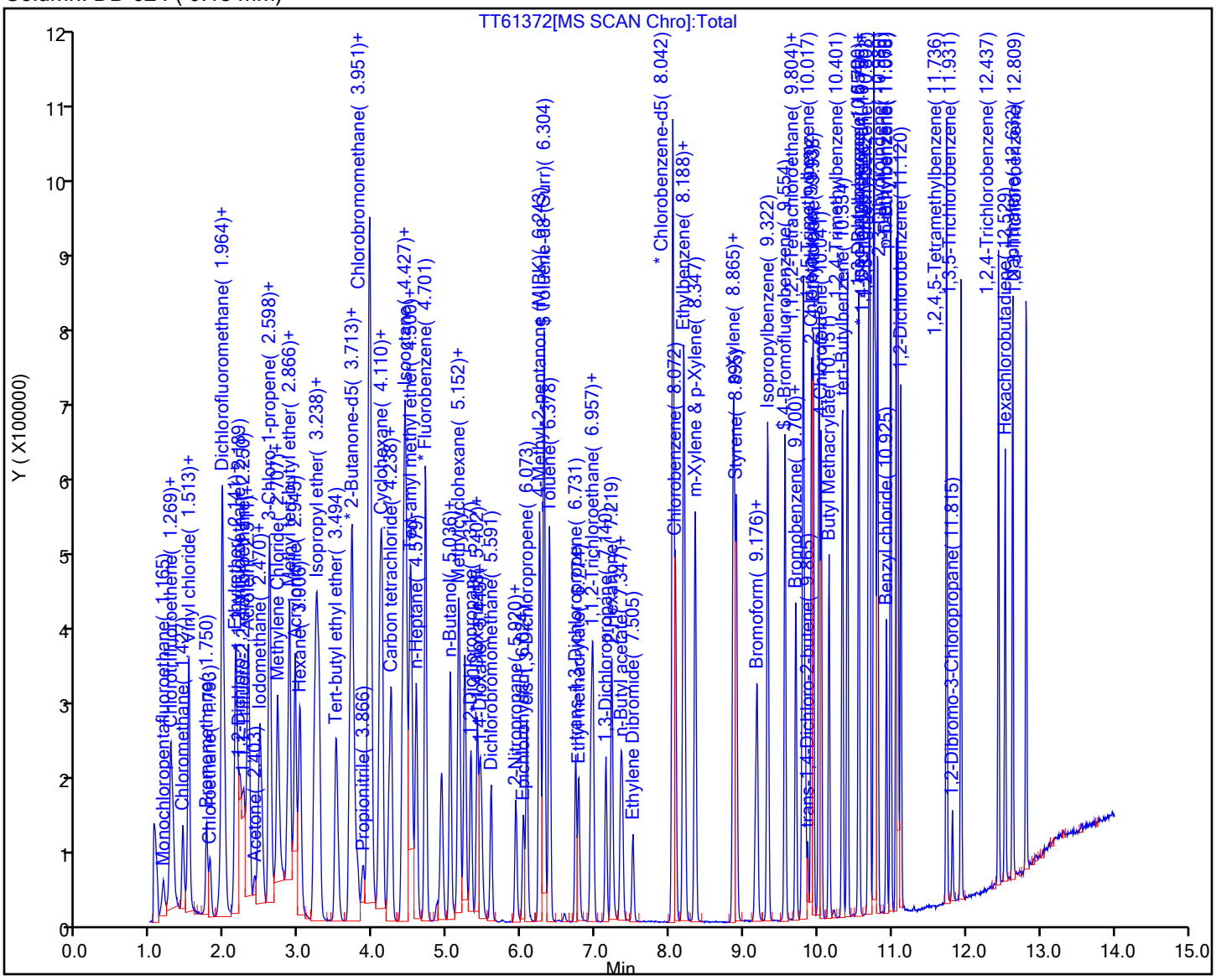

Eurofins Edison
Recovery Report

Data File: \\chromfs\Edison\ChromData\CVOAMS17\20221002-151169.b\TT61372.D
Lims ID: LCSD
Client ID:
Sample Type: LCSD
Inject. Date: 02-Oct-2022 09:39:30 ALS Bottle#: 5 Worklist Smp#: 6
Purge Vol: 5.000 mL Dil. Factor: 1.0000
Sample Info: LCSD
Misc. Info.: 460-0151169-006
Operator ID: Instrument ID: CVOAMS17

Method: \\chromfs\Edison\ChromData\CVOAMS17\20221002-151169.b\8260W_17.m
Limit Group: VOA - 8260D Water and Solid
Last Update: 03-Oct-2022 18:37:02 Calib Date: 01-Sep-2022 11:22:30
Integrator: RTE ID Type: Deconvolution ID
Quant Method: Internal Standard Quant By: Initial Calibration
Last ICal File: \\chromfs\Edison\ChromData\CVOAMS17\20220901-149891.b\TT59897.D

Column 1 : DB-624 (0.18 mm) Det: MS Quad
Process Host: CTX1677

First Level Reviewer: KG2Q Date: 02-Oct-2022 10:19:08

Compound	Amount Added	Amount Recovered	% Rec.
$ 55 Dibromofluoromethane (Surr)	50.0	48.9	97.83
$ 61 1,2-Dichloroethane-d4 (Surr)	50.0	40.0	80.02
$ 83 Toluene-d8 (Surr)	50.0	50.3	100.57
$ 105 4-Bromofluorobenzene	50.0	56.5	113.09

Manual Integration/User Assign Peak Report

Eurofins Edison

Data File: \\chromfs\Edison\ChromData\CVOAMS17\20221002-151169.b\TT61372.D
Injection Date: 02-Oct-2022 09:39:30 Instrument ID: CVOAMS17
Lims ID: LCSD
Client ID:
Operator ID: ALS Bottle#: 5 Worklist Smp#: 6
Purge Vol: 5.000 mL Dil. Factor: 1.0000
Method: 8260W_17 Limit Group: VOA - 8260D Water and Solid
Column: DB-624 (0.18 mm) Detector MS Quad

* 31 TBA-d9 (IS), CAS: 25725-11-5

Signal: 1

Not Detected
Expected RT: 2.71

Processing Integration Results

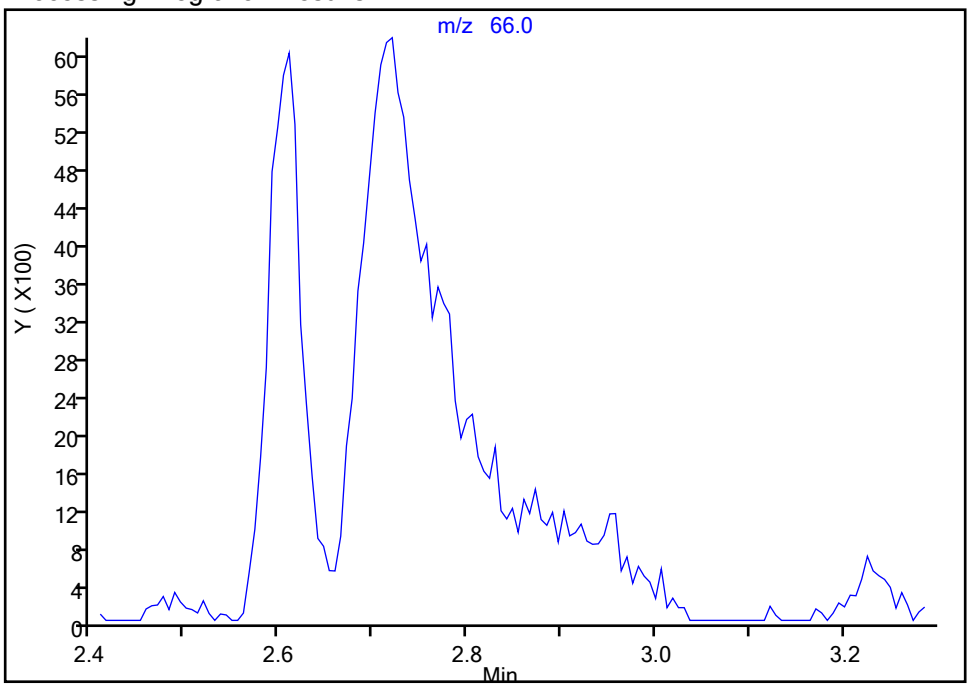

Manual Integration Results

RT: 2.72
Area: 45010
Amount: 1000.0000
Amount Units: ug/l

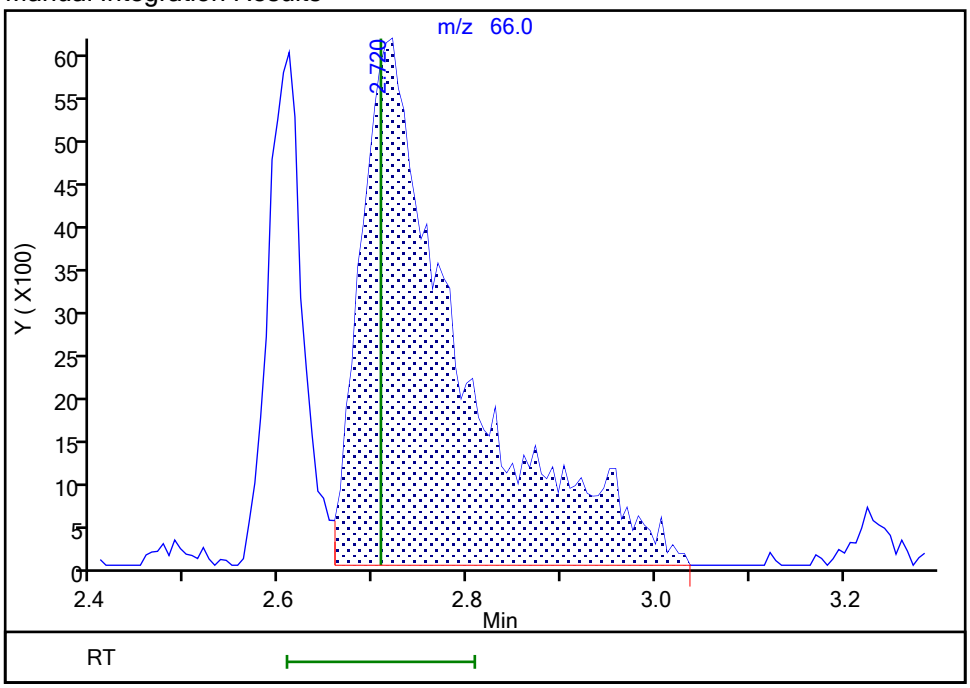

Reviewer: KG2Q, 02-Oct-2022 10:17:52
Audit Action: Assigned Compound ID Audit Reason: Peak assignment corrected

FORM I
GC/MS VOA ORGANICS ANALYSIS DATA SHEET

Lab Name: Eurofins Edison | Job No.: 460-266280-1

SDG No.:

Client Sample ID: | Lab Sample ID: LCSD 460-869712/5

Matrix: Water | Lab File ID: TT61395.D

Analysis Method: 8260D | Date Collected:

Sample wt/vol: 5(mL) | Date Analyzed: 10/02/2022 17:36

Soil Aliquot Vol: | Dilution Factor: 1

Soil Extract Vol.: | GC Column: DB-624 ID: 0.18(mm)

Purge Volume: 5.0(mL) | Heated Purge: (Y/N) N pH:

% Moisture: % Solids: | Level: (low/med) Low

Analysis Batch No.: 869712 | Units: ug/L

CAS NO.	COMPOUND NAME	RESULT	Q	RL	MDL
71-55-6	1,1,1-Trichloroethane	14.7		1.0	0.24
79-34-5	1,1,2,2-Tetrachloroethane	16.8		1.0	0.37
79-00-5	1,1,2-Trichloroethane	16.2		1.0	0.20
75-34-3	1,1-Dichloroethane	15.0		1.0	0.26
75-35-4	1,1-Dichloroethene	17.4		1.0	0.26
107-06-2	1,2-Dichloroethane	13.0		1.0	0.43
78-87-5	1,2-Dichloropropane	15.4		1.0	0.35
123-91-1	1,4-Dioxane	453		50	28
78-93-3	2-Butanone	77.1		5.0	1.9
591-78-6	2-Hexanone	68.0		5.0	1.1
108-10-1	MIBK	80.6		5.0	1.3
67-64-1	Acetone	69.0		5.0	4.4
71-43-2	Benzene	16.7		1.0	0.20
75-27-4	Bromodichloromethane	13.9		1.0	0.34
75-25-2	Bromoform	16.8		1.0	0.54
74-83-9	Bromomethane	16.0		1.0	0.55
75-15-0	Carbon disulfide	16.4		1.0	0.82
56-23-5	Carbon tetrachloride	14.3		1.0	0.21
108-90-7	Chlorobenzene	16.9		1.0	0.38
75-00-3	Chloroethane	13.3		1.0	0.32
67-66-3	Chloroform	14.5		1.0	0.33
74-87-3	Chloromethane	13.1		1.0	0.40
156-59-2	cis-1,2-Dichloroethene	16.4		1.0	0.22
10061-01-5	cis-1,3-Dichloropropene	15.2		1.0	0.22
124-48-1	Dibromochloromethane	15.5		1.0	0.28
100-41-4	Ethylbenzene	16.8		1.0	0.30
75-09-2	Methylene Chloride	15.6		1.0	0.32
100-42-5	Styrene	15.4		1.0	0.42
127-18-4	Tetrachloroethene	18.6		1.0	0.25
108-88-3	Toluene	16.7		1.0	0.38
156-60-5	trans-1,2-Dichloroethene	16.4		1.0	0.24
10061-02-6	trans-1,3-Dichloropropene	14.0		1.0	0.22
79-01-6	Trichloroethene	16.0		1.0	0.31
75-01-4	Vinyl chloride	15.0		1.0	0.17

FORM I
GC/MS VOA ORGANICS ANALYSIS DATA SHEET

Lab Name: Eurofins Edison | Job No.: 460-266280-1

SDG No.:

Client Sample ID: | Lab Sample ID: LCSD 460-869712/5

Matrix: Water | Lab File ID: TT61395.D

Analysis Method: 8260D | Date Collected:

Sample wt/vol: 5(mL) | Date Analyzed: 10/02/2022 17:36

Soil Aliquot Vol: | Dilution Factor: 1

Soil Extract Vol.: | GC Column: DB-624 ID: 0.18(mm)

Purge Volume: 5.0(mL) | Heated Purge: (Y/N) N pH:

% Moisture: % Solids: | Level: (low/med) Low

Analysis Batch No.: 869712 | Units: ug/L

CAS NO.	COMPOUND NAME	RESULT	Q	RL	MDL
1330-20-7	Xylenes, Total	32.7		2.0	0.65

CAS NO.	SURROGATE	%REC	Q	LIMITS
17060-07-0	1,2-Dichloroethane-d4 (Surr)	79		70-128
460-00-4	Bromofluorobenzene	108		76-120
1868-53-7	Dibromofluoromethane (Surr)	96		77-124
2037-26-5	Toluene-d8 (Surr)	107		80-120

Eurofins Edison
Target Compound Quantitation Report

Data File: \\chromfs\Edison\ChromData\CVOAMS17\20221002-151182.b\TT61395.D
Lims ID: LCSD
Client ID:
Sample Type: LCSD
Inject. Date: 02-Oct-2022 17:36:30 ALS Bottle#: 4 Worklist Smp#: 5
Purge Vol: 5.000 mL Dil. Factor: 1.0000
Sample Info: LCSD
Misc. Info.: 460-0151182-005
Operator ID: Instrument ID: CVOAMS17

Method: \\chromfs\Edison\ChromData\CVOAMS17\20221002-151182.b\8260W_17.m
Limit Group: VOA - 8260D Water and Solid
Last Update: 04-Oct-2022 13:10:15 Calib Date: 01-Sep-2022 11:22:30
Integrator: RTE ID Type: Deconvolution ID
Quant Method: Internal Standard Quant By: Initial Calibration
Last ICal File: \\chromfs\Edison\ChromData\CVOAMS17\20220901-149891.b\TT59897.D

Column 1 : DB-624 (0.18 mm) Det: MS Quad
Process Host: CTX1631

First Level Reviewer: C1JX Date: 02-Oct-2022 18:17:31

Compound	Sig	RT (min.)	Exp RT (min.)	Dlt RT (min.)	Q	Response	Cal Amt ug/l	OnCol Amt ug/l	Flags
1 Monochloropentafluoroethane	119	1.165	1.159	0.006	67	8575	20.0	26.1	a
3 Chlorotrifluoroethene	116	1.244	1.238	0.006	95	38459	20.0	23.4	
2 1,1-Difluoroethane	65	1.263	1.257	0.006	98	50344	20.0	18.0	
4 Dichlorodifluoromethane	85	1.275	1.269	0.006	60	98808	20.0	15.7	
5 Chlorodifluoromethane	67	1.293	1.287	0.006	97	17197	20.0	15.3	a
6 Chloromethane	50	1.427	1.421	0.006	99	122627	20.0	13.1	
7 Vinyl chloride	62	1.501	1.494	0.006	78	103919	20.0	15.0	
8 Butadiene	54	1.507	1.500	0.007	96	113702	20.0	15.7	
9 Bromomethane	94	1.750	1.738	0.012	99	70558	20.0	16.0	
10 Chloroethane	64	1.793	1.787	0.006	99	64735	20.0	13.3	
11 Dichlorofluoromethane	67	1.958	1.952	0.006	99	172775	20.0	15.4	
13 Pentane	72	1.964	1.958	0.006	97	27908	40.0	33.4	
12 Trichlorofluoromethane	101	1.976	1.970	0.006	45	107415	20.0	14.2	
15 Ethyl ether	74	2.128	2.122	0.006	93	50682	20.0	16.0	
14 Ethanol	46	2.104	2.128	-0.024	79	4851	800.0	438.5	
16 2-Methyl-1,3-butadiene	53	2.147	2.141	0.006	94	73180	20.0	15.8	
17 1,2-Dichloro-1,1,2-trifluoroetha	117	2.195	2.195	0.000	92	82618	20.0	18.9	
18 1,1,1-Trifluoro-2,2-dichloroetha	83	2.244	2.238	0.006	89	134291	20.0	18.6	a
19 Acrolein	56	2.287	2.281	0.006	60	26405	40.0	86.8	
20 1,1,2-Trichloro-1,2,2-trifluoroe	101	2.299	2.299	0.000	95	82739	20.0	17.4	
21 1,1-Dichloroethene	96	2.311	2.311	0.000	98	81248	20.0	17.4	
22 Acetone	43	2.397	2.390	0.007	88	126296	100.0	69.0	
23 Iodomethane	142	2.452	2.445	0.007	98	150126	20.0	17.2	
24 Carbon disulfide	76	2.482	2.470	0.012	99	325849	20.0	16.4	
25 Isopropyl alcohol	45	2.488	2.482	0.006	27	27016	200.0	156.4	a
26 3-Chloro-1-propene	76	2.586	2.586	0.000	90	60168	20.0	16.8	
28 Cyclopentene	67	2.604	2.598	0.006	92	207679	20.0	16.8	
27 Methyl acetate	43	2.604	2.598	0.006	68	124199	40.0	31.1	
29 Acetonitrile	40	2.665	2.659	0.006	91	38243	200.0	120.0	
30 Methylene Chloride	84	2.708	2.701	0.007	91	97808	20.0	15.6	
* 31 TBA-d9 (IS)	66	2.726	2.714	0.012	0	44586	1000.0	1000.0	a

Compound	Sig	RT (min.)	Exp RT (min.)	Dlt RT (min.)	Q	Response	Cal Amt ug/l	OnCol Amt ug/l	Flags
32 2-Methyl-2-propanol	59	2.775	2.768	0.007	91	86229	200.0	166.2	a
33 Methyl tert-butyl ether	73	2.848	2.842	0.006	98	244244	20.0	15.6	
34 trans-1,2-Dichloroethene	96	2.872	2.866	0.006	96	87504	20.0	16.4	
35 Acrylonitrile	53	2.939	2.939	0.000	95	346581	200.0	168.7	
36 Hexane	57	3.006	3.006	0.000	91	113602	20.0	17.1	
37 Isopropyl ether	45	3.207	3.201	0.006	95	276493	20.0	14.3	
38 1,1-Dichloroethane	63	3.232	3.226	0.006	99	154662	20.0	15.0	
39 Vinyl acetate	86	3.250	3.244	0.006	100	32382	40.0	31.4	
40 2-Chloro-1,3-butadiene	88	3.275	3.268	0.007	89	74746	20.0	16.5	
41 Tert-butyl ethyl ether	59	3.500	3.488	0.012	89	255060	20.0	14.3	
* 42 2-Butanone-d5	46	3.683	3.683	0.000	0	373517	250.0	250.0	
43 2,2-Dichloropropane	97	3.701	3.689	0.012	70	30082	20.0	14.1	
44 cis-1,2-Dichloroethene	96	3.707	3.707	0.000	96	94813	20.0	16.4	
45 2-Butanone (MEK)	72	3.738	3.726	0.012	96	47950	100.0	77.1	
46 Ethyl acetate	70	3.744	3.738	0.006	96	18317	40.0	33.0	
47 Methyl acrylate	55	3.787	3.780	0.007	99	74985	20.0	15.5	a
48 Propionitrile	54	3.860	3.860	0.000	98	123329	200.0	188.8	
49 Chlorobromomethane	128	3.921	3.915	0.006	87	47272	20.0	16.9	
50 Tetrahydrofuran	72	3.927	3.933	-0.006	59	22766	40.0	30.8	
51 Methacrylonitrile	67	3.951	3.945	0.006	91	370622	200.0	179.9	
52 Chloroform	83	3.976	3.969	0.007	99	140791	20.0	14.5	
53 Cyclohexane	84	4.085	4.085	0.000	91	118720	20.0	17.1	
54 1,1,1-Trichloroethane	97	4.104	4.104	0.000	99	119543	20.0	14.7	
$ 55 Dibromofluoromethane (Surr)	113	4.122	4.116	0.006	98	150328	50.0	48.0	
56 Carbon tetrachloride	117	4.213	4.207	0.006	97	98814	20.0	14.3	
57 1,1-Dichloropropene	75	4.238	4.238	0.000	98	112504	20.0	15.9	
58 Isobutyl alcohol	43	4.396	4.396	0.000	46	107074	500.0	333.5	a
59 Isooctane	57	4.402	4.402	0.000	96	269255	20.0	14.7	
60 Benzene	78	4.427	4.427	0.000	97	339462	20.0	16.7	
$ 61 1,2-Dichloroethane-d4 (Surr)	65	4.451	4.445	0.006	0	156094	50.0	39.7	
62 Tert-amyl methyl ether	73	4.494	4.494	0.000	81	286444	20.0	15.7	
63 Isopropyl acetate	61	4.506	4.500	0.006	94	46954	20.0	15.8	
64 1,2-Dichloroethane	62	4.518	4.512	0.006	96	97703	20.0	13.0	
65 n-Heptane	100	4.579	4.573	0.006	93	17814	20.0	16.5	
* 66 Fluorobenzene	96	4.701	4.701	0.000	99	604836	50.0	50.0	
67 n-Butanol	56	5.030	5.030	0.000	32	29825	500.0	313.3	a
68 Trichloroethene	95	5.036	5.036	0.000	98	84257	20.0	16.0	
69 Methylcyclohexane	83	5.152	5.152	0.000	94	130848	20.0	16.2	
70 Ethyl acrylate	99	5.171	5.158	0.012	97	11867	20.0	16.0	
71 1,2-Dichloropropane	63	5.317	5.317	0.000	94	86853	20.0	15.4	
* 72 1,4-Dioxane-d8	96	5.384	5.378	0.006	0	18634	1000.0	1000.0	M
73 Methyl methacrylate	100	5.402	5.402	0.000	89	37457	40.0	31.7	
75 1,4-Dioxane	88	5.445	5.433	0.012	29	12697	400.0	453.0	a
74 Dibromomethane	93	5.439	5.439	0.000	96	50650	20.0	14.9	
76 n-Propyl acetate	43	5.463	5.463	0.000	98	108027	20.0	14.2	
77 Dichlorobromomethane	83	5.591	5.585	0.006	99	98319	20.0	13.9	
78 2-Nitropropane	41	5.920	5.920	0.000	80	34704	40.0	21.9	
79 2-Chloroethyl vinyl ether	63	5.926	5.920	0.006	82	50698	20.0	15.3	
80 Epichlorohydrin	57	6.024	6.024	0.000	99	168081	400.0	326.9	
81 cis-1,3-Dichloropropene	75	6.073	6.073	0.000	92	125532	20.0	15.2	
82 4-Methyl-2-pentanone (MIBK)	58	6.243	6.243	0.000	96	174590	100.0	80.6	
$ 83 Toluene-d8 (Surr)	98	6.304	6.304	0.000	99	566569	50.0	53.6	

Compound	Sig	RT (min.)	Exp RT (min.)	Dlt RT (min.)	Q	Response	Cal Amt ug/l	OnCol Amt ug/l	Flags
84 Toluene	91	6.378	6.378	0.000	93	331192	20.0	16.7	
85 trans-1,3-Dichloropropene	75	6.731	6.731	0.000	95	103353	20.0	14.0	
86 Ethyl methacrylate	69	6.774	6.768	0.006	89	98624	20.0	14.6	
87 1,1,2-Trichloroethane	83	6.938	6.932	0.006	97	60801	20.0	16.2	
88 Tetrachloroethene	166	6.963	6.963	0.000	96	82421	20.0	18.6	
89 1,3-Dichloropropane	76	7.140	7.140	0.000	93	115079	20.0	16.2	
90 2-Hexanone	43	7.219	7.219	0.000	95	250263	100.0	68.0	
91 n-Butyl acetate	43	7.341	7.335	0.006	99	122636	20.0	14.1	
92 Chlorodibromomethane	129	7.359	7.359	0.000	98	72653	20.0	15.5	
93 Ethylene Dibromide	107	7.505	7.499	0.006	96	69783	20.0	16.8	
* 94 Chlorobenzene-d5	117	8.042	8.042	0.000	88	410107	50.0	50.0	
95 Chlorobenzene	112	8.078	8.078	0.000	95	206769	20.0	16.9	
96 Ethylbenzene	106	8.182	8.182	0.000	98	114435	20.0	16.8	
97 1,1,1,2-Tetrachloroethane	131	8.200	8.200	0.000	96	75234	20.0	15.1	
98 m-Xylene & p-Xylene	106	8.341	8.341	0.000	0	139992	20.0	16.6	
99 o-Xylene	106	8.859	8.859	0.000	94	141761	20.0	16.1	
100 n-Butyl acrylate	73	8.877	8.877	0.000	97	58968	20.0	13.2	
101 Styrene	104	8.901	8.901	0.000	96	217356	20.0	15.4	
102 Bromoform	173	9.158	9.157	0.001	97	52705	20.0	16.8	
103 Amyl acetate (mixed isomers)	43	9.176	9.176	0.000	91	144427	20.0	12.7	
104 Isopropylbenzene	105	9.322	9.322	0.000	96	358964	20.0	16.2	
$ 105 4-Bromofluorobenzene	174	9.560	9.560	0.000	95	171640	50.0	53.9	
106 Bromobenzene	156	9.700	9.706	-0.006	99	90308	20.0	17.2	
107 1,1,2,2-Tetrachloroethane	83	9.785	9.785	0.000	99	103524	20.0	16.8	
108 N-Propylbenzene	91	9.804	9.804	0.000	99	429742	20.0	15.8	
109 1,2,3-Trichloropropane	110	9.834	9.828	0.006	99	26808	20.0	15.2	
110 trans-1,4-Dichloro-2-butene	53	9.865	9.859	0.006	86	12392	20.0	7.15	a
111 2-Chlorotoluene	91	9.913	9.913	0.000	96	294866	20.0	15.5	
112 4-Ethyltoluene	105	9.938	9.938	0.000	99	360804	20.0	16.3	
113 1,3,5-Trimethylbenzene	105	10.017	10.017	0.000	92	300318	20.0	15.7	
114 4-Chlorotoluene	91	10.042	10.041	0.001	98	284618	20.0	15.0	
115 Butyl Methacrylate	87	10.151	10.151	0.000	89	96652	20.0	12.8	
116 tert-Butylbenzene	119	10.334	10.328	0.006	94	234867	20.0	16.1	
117 1,2,4-Trimethylbenzene	105	10.395	10.401	-0.006	98	311577	20.0	15.4	
118 sec-Butylbenzene	105	10.554	10.554	0.000	99	386258	20.0	16.2	
119 1,3-Dichlorobenzene	146	10.682	10.682	0.000	97	174417	20.0	17.0	
120 4-Isopropyltoluene	119	10.700	10.700	0.000	98	324092	20.0	16.0	
* 121 1,4-Dichlorobenzene-d4	152	10.755	10.755	0.000	95	230901	50.0	50.0	
122 1,4-Dichlorobenzene	146	10.779	10.779	0.000	96	177522	20.0	17.0	
123 1,2,3-Trimethylbenzene	105	10.804	10.803	0.001	98	319734	20.0	15.3	
124 Benzyl chloride	91	10.925	10.925	0.000	99	181686	20.0	14.8	
125 2,3-Dihydroindene	117	10.980	10.980	0.000	94	314872	20.0	16.1	
126 p-Diethylbenzene	119	11.060	11.060	0.000	94	175070	20.0	16.0	
127 n-Butylbenzene	92	11.078	11.078	0.000	98	179544	20.0	15.3	
128 1,2-Dichlorobenzene	146	11.121	11.120	0.001	97	174687	20.0	16.9	
129 1,2,4,5-Tetramethylbenzene	119	11.736	11.736	0.000	97	308778	20.0	15.4	
130 1,2-Dibromo-3-Chloropropane	157	11.816	11.815	0.001	96	23144	20.0	18.6	
131 1,3,5-Trichlorobenzene	180	11.931	11.931	0.000	97	145310	20.0	17.7	
132 1,2,4-Trichlorobenzene	180	12.437	12.437	0.000	93	138624	20.0	17.9	
133 Hexachlorobutadiene	225	12.529	12.529	0.000	98	61194	20.0	17.9	
134 Naphthalene	128	12.632	12.632	0.000	99	345147	20.0	18.0	
135 1,2,3-Trichlorobenzene	180	12.809	12.815	-0.006	96	133923	20.0	18.2	

Compound	Sig	RT (min.)	Exp RT (min.)	Dlt RT (min.)	Q	Response	Cal Amt ug/l	OnCol Amt ug/l	Flags
S 136 1,2-Dichloroethene, Total	100				0		40.0	32.8	
S 137 Xylenes, Total	100				0		40.0	32.7	
S 139 1,3-Dichloropropene, Total	1				0		40.0	29.2	
S 140 Total BTEX	1				0		100.0	82.9	

QC Flag Legend

Processing Flags
Review Flags
M - Manually Integrated
a - User Assigned ID

Reagents:

524freon_00058	Amount Added:	20.00	Units: uL	
ACROLEIN W_00144	Amount Added:	4.00	Units: uL	
8260MIX1COMB_00160	Amount Added:	20.00	Units: uL	
GASES Li_00496	Amount Added:	20.00	Units: uL	
VOA6IS/SURR_00061	Amount Added:	5.00	Units: uL	Run Reagent

Report Date: 04-Oct-2022 13:10:16 Chrom Revision: 2.3 28-Sep-2022 12:57:42

Eurofins Edison

Data File: \\chromfs\Edison\ChromData\CVOAMS17\20221002-151182.b\TT61395.D

Injection Date: 02-Oct-2022 17:36:30 Instrument ID: CVOAMS17

Lims ID: LCSD

Client ID:

Operator ID: ALS Bottle#: 4 Worklist Smp#: 5

Purge Vol: 5.000 mL Dil. Factor: 1.0000

Method: 8260W_17 Limit Group: VOA - 8260D Water and Solid

Column: DB-624 (0.18 mm)

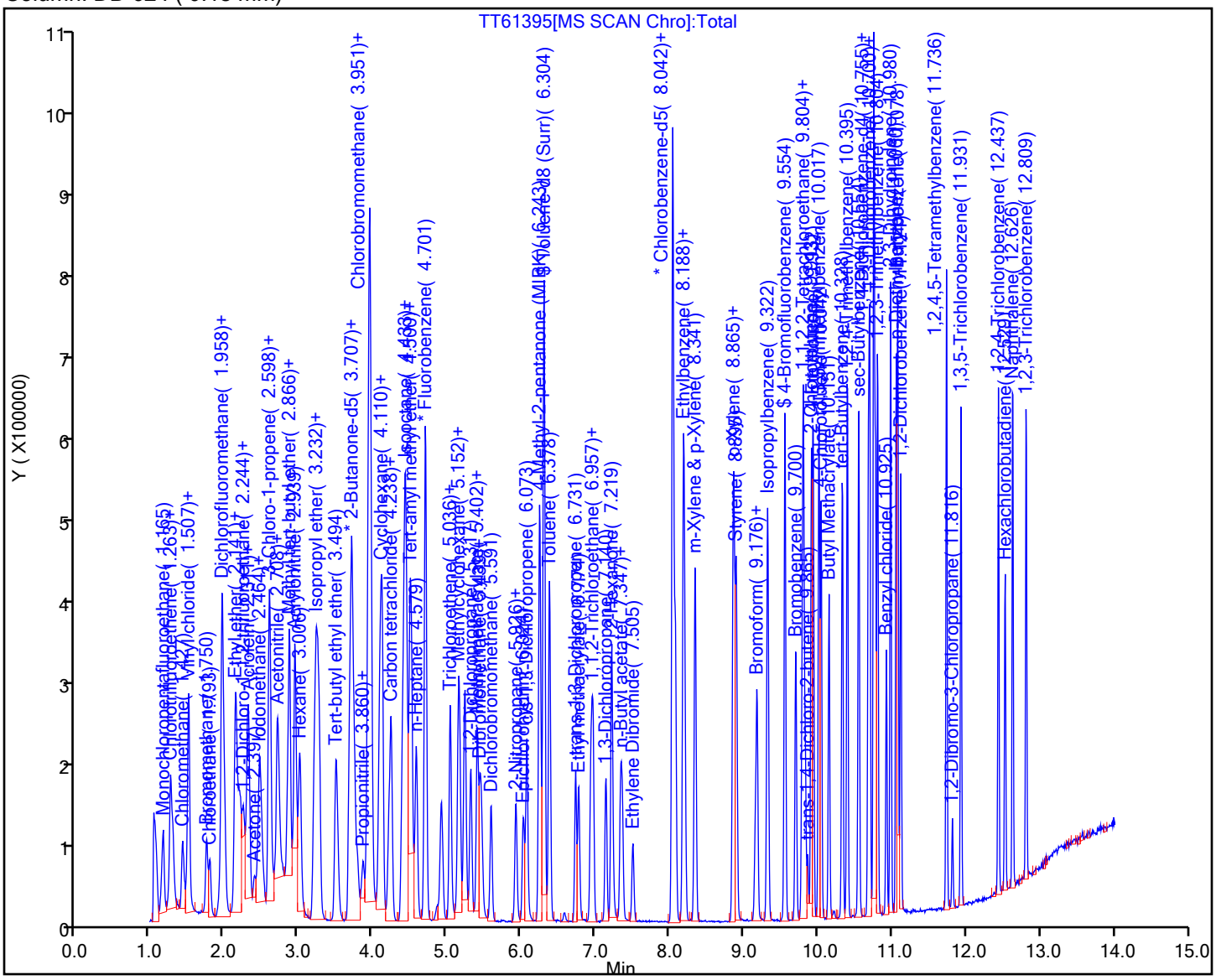

Eurofins Edison
Recovery Report

Data File: \\chromfs\Edison\ChromData\CVOAMS17\20221002-151182.b\TT61395.D
Lims ID: LCSD
Client ID:
Sample Type: LCSD
Inject. Date: 02-Oct-2022 17:36:30 ALS Bottle#: 4 Worklist Smp#: 5
Purge Vol: 5.000 mL Dil. Factor: 1.0000
Sample Info: LCSD
Misc. Info.: 460-0151182-005
Operator ID: Instrument ID: CVOAMS17

Method: \\chromfs\Edison\ChromData\CVOAMS17\20221002-151182.b\8260W_17.m
Limit Group: VOA - 8260D Water and Solid
Last Update: 04-Oct-2022 13:10:15 Calib Date: 01-Sep-2022 11:22:30
Integrator: RTE ID Type: Deconvolution ID
Quant Method: Internal Standard Quant By: Initial Calibration
Last ICal File: \\chromfs\Edison\ChromData\CVOAMS17\20220901-149891.b\TT59897.D

Column 1 : DB-624 (0.18 mm) Det: MS Quad
Process Host: CTX1631

First Level Reviewer: C1JX Date: 02-Oct-2022 18:17:31

Compound	Amount Added	Amount Recovered	% Rec.
$ 55 Dibromofluoromethane (Surr)	50.0	48.0	95.92
$ 61 1,2-Dichloroethane-d4 (Surr)	50.0	39.7	79.33
$ 83 Toluene-d8 (Surr)	50.0	53.6	107.26
$ 105 4-Bromofluorobenzene	50.0	53.9	107.71

Manual Integration/User Assign Peak Report

Eurofins Edison

Data File: \\chromfs\Edison\ChromData\CVOAMS17\20221002-151182.b\TT61395.D
Injection Date: 02-Oct-2022 17:36:30 Instrument ID: CVOAMS17
Lims ID: LCSD
Client ID:
Operator ID: ALS Bottle#: 4 Worklist Smp#: 5
Purge Vol: 5.000 mL Dil. Factor: 1.0000
Method: 8260W_17 Limit Group: VOA - 8260D Water and Solid
Column: DB-624 (0.18 mm) Detector MS Quad

75 1,4-Dioxane, CAS: 123-91-1

Signal: 1

Processing Integration Results

RT: 5.23
Area: 6753
Amount: 283.7965
Amount Units: ug/l

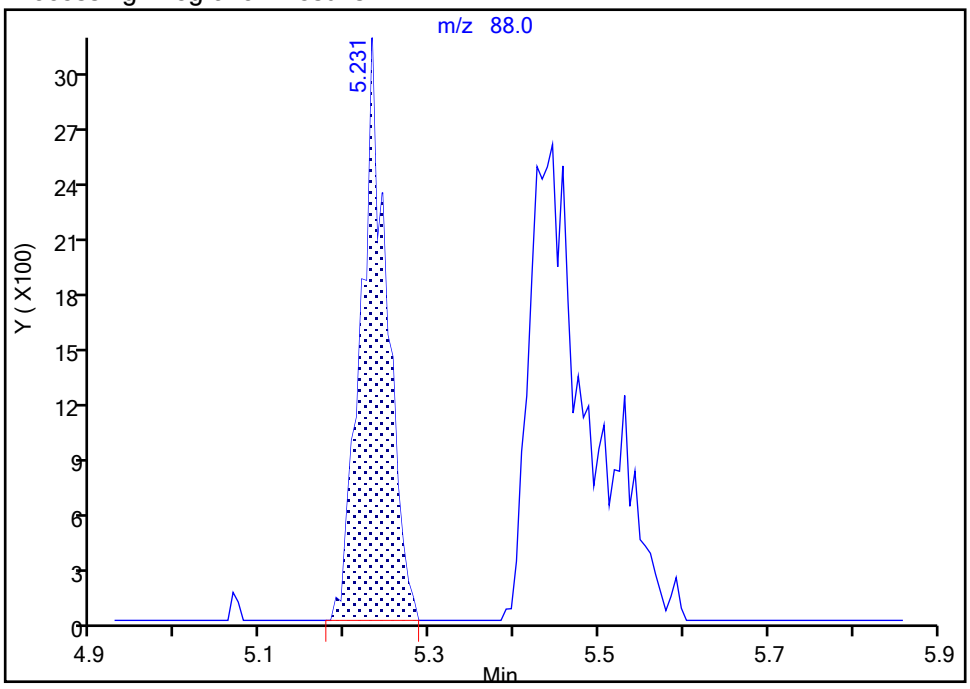

Manual Integration Results

RT: 5.44
Area: 12697
Amount: 452.9568
Amount Units: ug/l

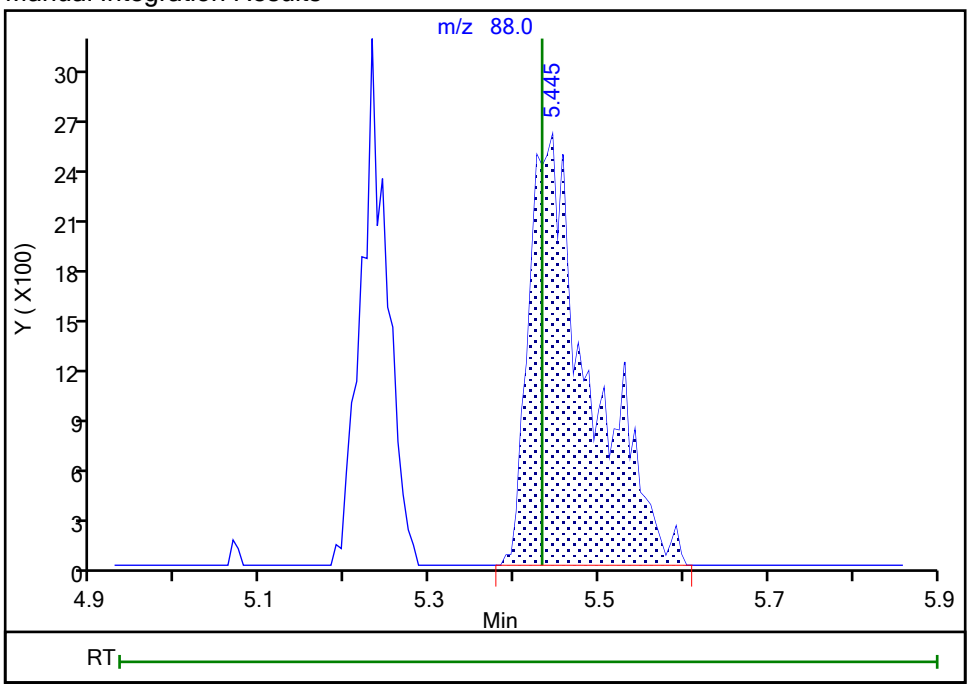

Reviewer: C1JX, 02-Oct-2022 20:08:09
Audit Action: Assigned Compound ID Audit Reason: Peak assignment corrected

Manual Integration/User Assign Peak Report

Eurofins Edison

Data File: \\chromfs\Edison\ChromData\CVOAMS17\20221002-151182.b\TT61395.D
Injection Date: 02-Oct-2022 17:36:30 Instrument ID: CVOAMS17
Lims ID: LCSD
Client ID:
Operator ID: ALS Bottle#: 4 Worklist Smp#: 5
Purge Vol: 5.000 mL Dil. Factor: 1.0000
Method: 8260W_17 Limit Group: VOA - 8260D Water and Solid
Column: DB-624 (0.18 mm) Detector MS Quad

* 31 TBA-d9 (IS), CAS: 25725-11-5

Signal: 1

Not Detected
Expected RT: 2.71

Processing Integration Results

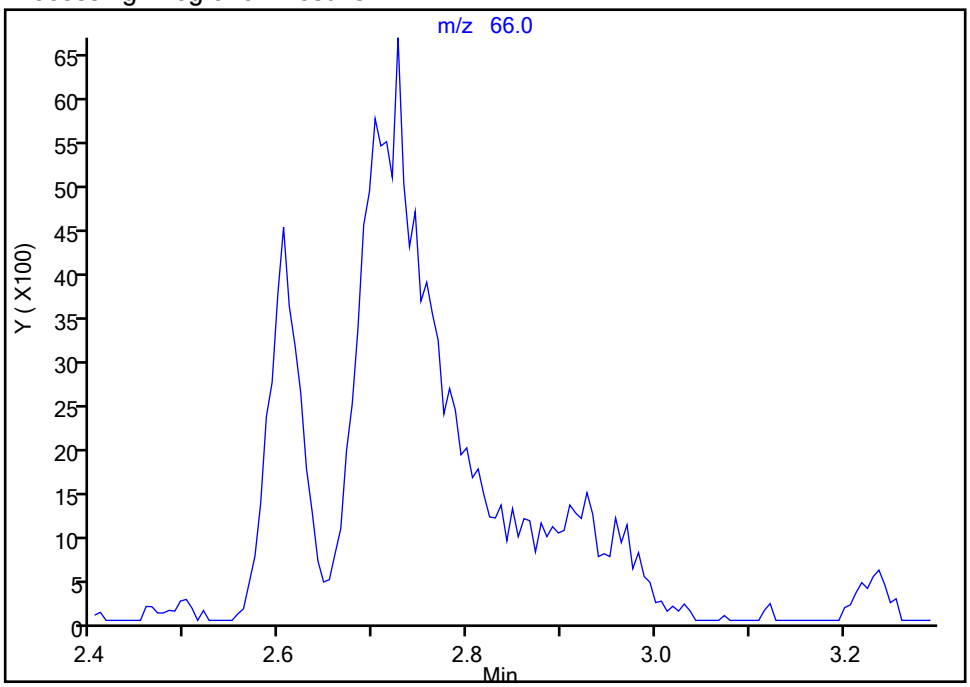

Manual Integration Results

RT: 2.73
Area: 44586
Amount: 1000.0000
Amount Units: ug/l

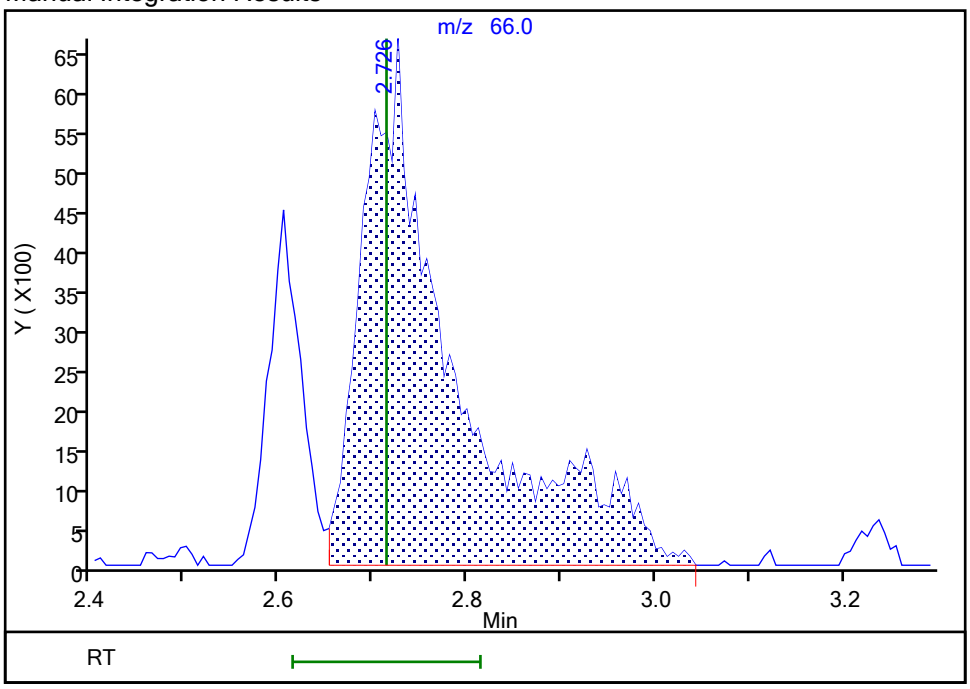

Reviewer: C1JX, 02-Oct-2022 18:15:54
Audit Action: Assigned Compound ID Audit Reason: Peak assignment corrected

Manual Integration/User Assign Peak Report

Eurofins Edison

Data File: \\chromfs\Edison\ChromData\CVOAMS17\20221002-151182.b\TT61395.D
Injection Date: 02-Oct-2022 17:36:30 Instrument ID: CVOAMS17
Lims ID: LCSD
Client ID:
Operator ID: ALS Bottle#: 4 Worklist Smp#: 5
Purge Vol: 5.000 mL Dil. Factor: 1.0000
Method: 8260W_17 Limit Group: VOA - 8260D Water and Solid
Column: DB-624 (0.18 mm) Detector MS Quad

* 72 1,4-Dioxane-d8, CAS: 17647-74-4

Signal: 1

Processing Integration Results

RT: 5.38
Area: 15818
Amount: 1000.0000
Amount Units: ug/l

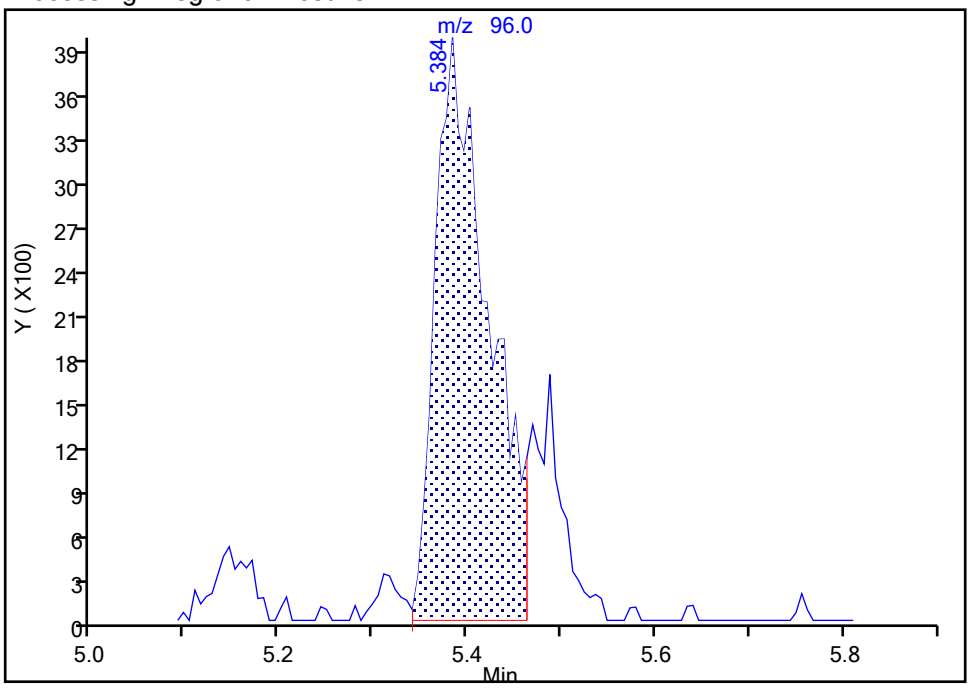

Manual Integration Results

RT: 5.38
Area: 18634
Amount: 1000.0000
Amount Units: ug/l

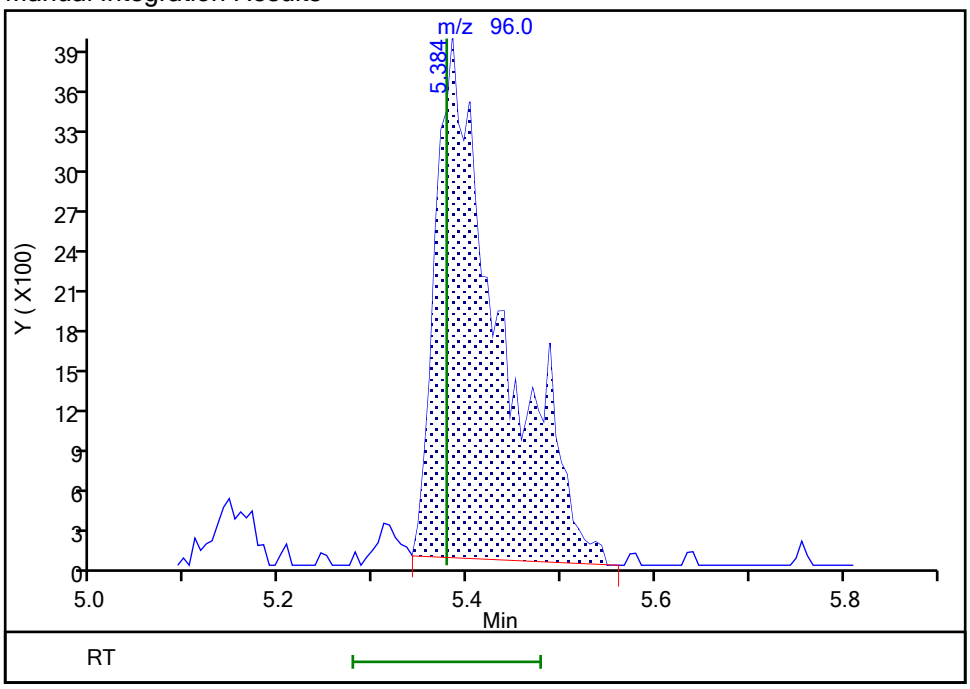

Reviewer: C1JX, 02-Oct-2022 20:54:15
Audit Action: Manually Integrated Audit Reason: Incomplete Integration

GC/MS VOA ANALYSIS RUN LOG

Lab Name: Eurofins Edison Job No.: 460-266280-1

SDG No.:

Instrument ID: CVOAMS17 Start Date: 09/01/2022 08:15

Analysis Batch Number: 864234 End Date: 09/01/2022 22:10

LAB SAMPLE ID	CLIENT SAMPLE ID	DATE ANALYZED	DILUTION FACTOR	LAB FILE ID	COLUMN ID
BFB 460-864234/1		09/01/2022 08:15	1	TT59888.D	DB-624 0.18(mm)
STD8 460-864234/3 IC		09/01/2022 08:57	1	TT59890.D	DB-624 0.18(mm)
STD05 460-864234/4 IC		09/01/2022 09:18	1	TT59891.D	DB-624 0.18(mm)
STD1 460-864234/5 IC		09/01/2022 09:39	1	TT59892.D	DB-624 0.18(mm)
STD5 460-864234/6 IC		09/01/2022 09:59	1	TT59893.D	DB-624 0.18(mm)
STD20 460-864234/7 ICIS		09/01/2022 10:20	1	TT59894.D	DB-624 0.18(mm)
STD50 460-864234/8 IC		09/01/2022 10:41	1	TT59895.D	DB-624 0.18(mm)
STD200 460-864234/9 IC		09/01/2022 11:01	1	TT59896.D	DB-624 0.18(mm)
STD500 460-864234/10 IC		09/01/2022 11:22	1	TT59897.D	DB-624 0.18(mm)
ICV 460-864234/14		09/01/2022 12:45	1	TT59901.D	DB-624 0.18(mm)
ZZZZZ		09/01/2022 13:11	1		DB-624 0.18(mm)
ZZZZZ		09/01/2022 13:32	1		DB-624 0.18(mm)
ZZZZZ		09/01/2022 14:34	1		DB-624 0.18(mm)
ZZZZZ		09/01/2022 14:55	1		DB-624 0.18(mm)
ZZZZZ		09/01/2022 15:16	1		DB-624 0.18(mm)
ZZZZZ		09/01/2022 15:37	1		DB-624 0.18(mm)
ZZZZZ		09/01/2022 15:57	1		DB-624 0.18(mm)
ZZZZZ		09/01/2022 16:18	1		DB-624 0.18(mm)
ZZZZZ		09/01/2022 16:39	1		DB-624 0.18(mm)
ZZZZZ		09/01/2022 16:59	1		DB-624 0.18(mm)
ZZZZZ		09/01/2022 17:20	1		DB-624 0.18(mm)
ZZZZZ		09/01/2022 17:41	1		DB-624 0.18(mm)
ZZZZZ		09/01/2022 18:01	1		DB-624 0.18(mm)
ZZZZZ		09/01/2022 18:22	1		DB-624 0.18(mm)
ZZZZZ		09/01/2022 18:43	1		DB-624 0.18(mm)
ZZZZZ		09/01/2022 19:03	1		DB-624 0.18(mm)
ZZZZZ		09/01/2022 19:24	1		DB-624 0.18(mm)
ZZZZZ		09/01/2022 19:45	1		DB-624 0.18(mm)
ZZZZZ		09/01/2022 20:06	1		DB-624 0.18(mm)
ZZZZZ		09/01/2022 20:26	1		DB-624 0.18(mm)
ZZZZZ		09/01/2022 20:47	1		DB-624 0.18(mm)
ZZZZZ		09/01/2022 21:08	1		DB-624 0.18(mm)
ZZZZZ		09/01/2022 21:28	1		DB-624 0.18(mm)
ZZZZZ		09/01/2022 21:49	1		DB-624 0.18(mm)
ZZZZZ		09/01/2022 22:10	1		DB-624 0.18(mm)

GC/MS VOA ANALYSIS RUN LOG

Lab Name: Eurofins Edison Job No.: 460-266280-1

SDG No.:

Instrument ID: CVOAMS17 Start Date: 10/02/2022 08:57

Analysis Batch Number: 869649 End Date: 10/02/2022 15:52

LAB SAMPLE ID	CLIENT SAMPLE ID	DATE ANALYZED	DILUTION FACTOR	LAB FILE ID	COLUMN ID
CCVIS 460-869649/4		10/02/2022 08:57	1	TT61370.D	DB-624 0.18(mm)
LCS 460-869649/5		10/02/2022 09:18	1	TT61371.D	DB-624 0.18(mm)
LCSD 460-869649/6		10/02/2022 09:39	1	TT61372.D	DB-624 0.18(mm)
MB 460-869649/10		10/02/2022 11:01	1	TT61376.D	DB-624 0.18(mm)
ZZZZZ		10/02/2022 11:22	1		DB-624 0.18(mm)
ZZZZZ		10/02/2022 11:43	1		DB-624 0.18(mm)
460-266280-1	TB	10/02/2022 12:04	1	TT61379.D	DB-624 0.18(mm)
460-266280-2	FB	10/02/2022 12:24	1	TT61380.D	DB-624 0.18(mm)
ZZZZZ		10/02/2022 12:45	1		DB-624 0.18(mm)
ZZZZZ		10/02/2022 13:06	1		DB-624 0.18(mm)
460-266280-3	MW-31	10/02/2022 13:27	1	TT61383.D	DB-624 0.18(mm)
460-266280-5	PZ-23	10/02/2022 14:08	1	TT61385.D	DB-624 0.18(mm)
460-266280-6	MW-43	10/02/2022 14:29	1	TT61386.D	DB-624 0.18(mm)
460-266280-7	MW-24	10/02/2022 14:50	1	TT61387.D	DB-624 0.18(mm)
460-266280-8	MW-71	10/02/2022 15:11	1	TT61388.D	DB-624 0.18(mm)
460-266280-9	MW-54	10/02/2022 15:31	1	TT61389.D	DB-624 0.18(mm)
ZZZZZ		10/02/2022 15:52	1		DB-624 0.18(mm)

GC/MS VOA ANALYSIS RUN LOG

Lab Name: Eurofins Edison Job No.: 460-266280-1

SDG No.:

Instrument ID: CVOAMS17 Start Date: 10/02/2022 16:15

Analysis Batch Number: 869712 End Date: 10/03/2022 02:57

LAB SAMPLE ID	CLIENT SAMPLE ID	DATE ANALYZED	DILUTION FACTOR	LAB FILE ID	COLUMN ID
ZZZZZ		10/02/2022 16:15	1		DB-624 0.18(mm)
CCVIS 460-869712/3		10/02/2022 16:42	1	TT61393.D	DB-624 0.18(mm)
LCS 460-869712/4		10/02/2022 17:03	1	TT61394.D	DB-624 0.18(mm)
LCSD 460-869712/5		10/02/2022 17:36	1	TT61395.D	DB-624 0.18(mm)
MB 460-869712/9		10/02/2022 18:59	1	TT61399.D	DB-624 0.18(mm)
ZZZZZ		10/02/2022 19:20	1		DB-624 0.18(mm)
ZZZZZ		10/02/2022 19:41	1		DB-624 0.18(mm)
460-266280-4	MW-36	10/02/2022 20:02	1	TT61402.D	DB-624 0.18(mm)
ZZZZZ		10/02/2022 20:23	1		DB-624 0.18(mm)
ZZZZZ		10/02/2022 20:44	1		DB-624 0.18(mm)
ZZZZZ		10/02/2022 21:04	1		DB-624 0.18(mm)
ZZZZZ		10/02/2022 21:25	1		DB-624 0.18(mm)
ZZZZZ		10/02/2022 21:46	1		DB-624 0.18(mm)
ZZZZZ		10/02/2022 23:09	1		DB-624 0.18(mm)
ZZZZZ		10/02/2022 23:30	1		DB-624 0.18(mm)
ZZZZZ		10/02/2022 23:51	1		DB-624 0.18(mm)
ZZZZZ		10/03/2022 00:11	1		DB-624 0.18(mm)
ZZZZZ		10/03/2022 00:32	1		DB-624 0.18(mm)
ZZZZZ		10/03/2022 00:53	1		DB-624 0.18(mm)
ZZZZZ		10/03/2022 01:13	1		DB-624 0.18(mm)
ZZZZZ		10/03/2022 01:55	1		DB-624 0.18(mm)
ZZZZZ		10/03/2022 02:15	1		DB-624 0.18(mm)
ZZZZZ		10/03/2022 02:57	1		DB-624 0.18(mm)

GC/MS VOA BATCH WORKSHEET

Lab Name: Eurofins Edison Job No.: 460-266280-1

SDG No.:

Batch Number: 864234 Batch Start Date: 09/01/22 08:15 Batch Analyst: Desai, Saurab

Batch Method: 8260D Batch End Date:

Lab Sample ID	Client Sample ID	Method Chain	Basis	InitialAmount	FinalAmount	14DIOXINTER 00145	524freon 00056	8260 SP 00157	8260MIX1COMB 00158
BFB 460-864234/1		8260D		5 mL	5 mL				
STD8 460-864234/3 IC		8260D		5 mL	5 mL				
STD05 460-864234/4 IC		8260D		5 mL	5 mL	15 uL	5 uL		5 uL
STD1 460-864234/5 IC		8260D		5 mL	5 mL	30 uL	10 uL		10 uL
STD5 460-864234/6 IC		8260D		5 mL	5 mL		10 uL		10 uL
STD20 460-864234/7 ICIS		8260D		5 mL	5 mL		20 uL		20 uL
STD50 460-864234/8 IC		8260D		5 mL	5 mL		50 uL		50 uL
STD200 460-864234/9 IC		8260D		5 mL	5 mL				
STD500 460-864234/10 IC		8260D		5 mL	5 mL				
ICV 460-864234/14		8260D		5 mL	5 mL			20 uL	

Lab Sample ID	Client Sample ID	Method Chain	Basis	8FreonHi 00048	8FreonsSS 00048	ACROLEIN SP 00141	ACROLEIN W 00143	ACRY/EPIH MIX 00103	BFB 00032
BFB 460-864234/1		8260D							1 uL
STD8 460-864234/3 IC		8260D						20 uL	
STD05 460-864234/4 IC		8260D					2 uL		
STD1 460-864234/5 IC		8260D					4 uL		
STD5 460-864234/6 IC		8260D					4 uL		
STD20 460-864234/7 ICIS		8260D					4 uL		
STD50 460-864234/8 IC		8260D					10 uL		
STD200 460-864234/9 IC		8260D		20 uL			20 uL		

The pound sign (#) in the amount added field denotes that the reagent was used undiluted. All calculations are performed using the stated concentration for this reagent.

GC/MS VOA BATCH WORKSHEET

Lab Name: Eurofins Edison Job No.: 460-266280-1

SDG No.:

Batch Number: 864234 Batch Start Date: 09/01/22 08:15 Batch Analyst: Desai, Saurab

Batch Method: 8260D Batch End Date:

Lab Sample ID	Client Sample ID	Method Chain	Basis	8FreonHi 00048	8FreonsSS 00048	ACROLEIN SP 00141	ACROLEIN W 00143	ACRY/EPIH MIX 00103	BFB 00032
STD500 460-864234/10 IC		8260D		50 uL			40 uL		
ICV 460-864234/14		8260D			20 uL	4 uL			

Lab Sample ID	Client Sample ID	Method Chain	Basis	Ethanol mix 00068	GAS C SP 00477	GAS Hi 00423	GASES Li 00491	MIX 2 Hi 00127	MIX I Hi 00154
BFB 460-864234/1		8260D							
STD8 460-864234/3 IC		8260D					2.5 uL		
STD05 460-864234/4 IC		8260D					5 uL		
STD1 460-864234/5 IC		8260D					10 uL		
STD5 460-864234/6 IC		8260D					10 uL		
STD20 460-864234/7 ICIS		8260D					20 uL		
STD50 460-864234/8 IC		8260D					50 uL		
STD200 460-864234/9 IC		8260D		20 uL		20 uL		20 uL	20 uL
STD500 460-864234/10 IC		8260D		50 uL		50 uL		50 uL	50 uL
ICV 460-864234/14		8260D			20 uL				

Lab Sample ID	Client Sample ID	Method Chain	Basis	VOA6IS/SURR 00060					
BFB 460-864234/1		8260D							
STD8 460-864234/3 IC		8260D		5 uL					
STD05 460-864234/4 IC		8260D		5 uL					
STD1 460-864234/5 IC		8260D		5 uL					

The pound sign (#) in the amount added field denotes that the reagent was used undiluted. All calculations are performed using the stated concentration for this reagent.

GC/MS VOA BATCH WORKSHEET

Lab Name: Eurofins Edison Job No.: 460-266280-1

SDG No.:

Batch Number: 864234 Batch Start Date: 09/01/22 08:15 Batch Analyst: Desai, Saurab

Batch Method: 8260D Batch End Date:

Lab Sample ID	Client Sample ID	Method Chain	Basis	VOA6IS/SURR 00060					
STD5 460-864234/6 IC		8260D		5 uL					
STD20 460-864234/7 ICIS		8260D		5 uL					
STD50 460-864234/8 IC		8260D		5 uL					
STD200 460-864234/9 IC		8260D		5 uL					
STD500 460-864234/10 IC		8260D		5 uL					
ICV 460-864234/14		8260D		5 uL					

Batch Notes	

Basis	Basis Description

The pound sign (#) in the amount added field denotes that the reagent was used undiluted. All calculations are performed using the stated concentration for this reagent.

GC/MS VOA BATCH WORKSHEET

Lab Name: Eurofins Edison Job No.: 460-266280-1

SDG No.:

Batch Number: 869649 Batch Start Date: 10/02/22 08:57 Batch Analyst: Moroney, Christopher J

Batch Method: 8260D Batch End Date:

Lab Sample ID	Client Sample ID	Method Chain	Basis	InitialAmount	FinalAmount	Initial pH	524freon 00058	8260MIX1COMB 00160	ACROLEIN W 00144
CCVIS 460-869649/4		8260D		5 mL	5 mL		20 uL	20 uL	4 uL
LCS 460-869649/5		8260D		5 mL	5 mL		20 uL	20 uL	4 uL
LCSD 460-869649/6		8260D		5 mL	5 mL		20 uL	20 uL	4 uL
MB 460-869649/10		8260D		5 mL	5 mL				
460-266280-A-1	TB	8260D	T	5 mL	5 mL	<2 PH Units			
460-266280-A-2	FB	8260D	T	5 mL	5 mL	<2 PH Units			
460-266280-A-3	MW-31	8260D	T	5 mL	5 mL	<2 PH Units			
460-266280-A-5	PZ-23	8260D	T	5 mL	5 mL	<2 PH Units			
460-266280-A-6	MW-43	8260D	T	5 mL	5 mL	<2 PH Units			
460-266280-A-7	MW-24	8260D	T	5 mL	5 mL	<2 PH Units			
460-266280-A-8	MW-71	8260D	T	5 mL	5 mL	<2 PH Units			
460-266280-A-9	MW-54	8260D	T	5 mL	5 mL	<2 PH Units			

Lab Sample ID	Client Sample ID	Method Chain	Basis	GASES Li 00496	VOA6IS/SURR 00061				
CCVIS 460-869649/4		8260D		20 uL	5 uL				
LCS 460-869649/5		8260D		20 uL	5 uL				
LCSD 460-869649/6		8260D		20 uL	5 uL				
MB 460-869649/10		8260D			5 uL				
460-266280-A-1	TB	8260D	T		5 uL				
460-266280-A-2	FB	8260D	T		5 uL				
460-266280-A-3	MW-31	8260D	T		5 uL				
460-266280-A-5	PZ-23	8260D	T		5 uL				
460-266280-A-6	MW-43	8260D	T		5 uL				
460-266280-A-7	MW-24	8260D	T		5 uL				
460-266280-A-8	MW-71	8260D	T		5 uL				
460-266280-A-9	MW-54	8260D	T		5 uL				

The pound sign (#) in the amount added field denotes that the reagent was used undiluted. All calculations are performed using the stated concentration for this reagent.

GC/MS VOA BATCH WORKSHEET

Lab Name: Eurofins Edison Job No.: 460-266280-1

SDG No.:

Batch Number: 869649 Batch Start Date: 10/02/22 08:57 Batch Analyst: Moroney, Christopher J

Batch Method: 8260D Batch End Date:

Batch Notes	

Basis	Basis Description
T	Total/NA

The pound sign (#) in the amount added field denotes that the reagent was used undiluted. All calculations are performed using the stated concentration for this reagent.

GC/MS VOA BATCH WORKSHEET

Lab Name: Eurofins Edison Job No.: 460-266280-1

SDG No.:

Batch Number: 869712 Batch Start Date: 10/02/22 16:15 Batch Analyst: Tupayachi, Audberto

Batch Method: 8260D Batch End Date:

Lab Sample ID	Client Sample ID	Method Chain	Basis	InitialAmount	FinalAmount	Initial pH	524freon 00058	8260MIX1COMB 00160	ACROLEIN W 00144
CCVIS 460-869712/3		8260D		5 mL	5 mL		20 uL	20 uL	4 uL
LCS 460-869712/4		8260D		5 mL	5 mL		20 uL	20 uL	4 uL
LCSD 460-869712/5		8260D		5 mL	5 mL		20 uL	20 uL	4 uL
MB 460-869712/9		8260D		5 mL	5 mL				
460-266280-B-4	MW-36	8260D	T	5 mL	5 mL	<2 PH Units			

Lab Sample ID	Client Sample ID	Method Chain	Basis	GASES Li 00496	VOA6IS/SURR 00061				
CCVIS 460-869712/3		8260D		20 uL	5 uL				
LCS 460-869712/4		8260D		20 uL	5 uL				
LCSD 460-869712/5		8260D		20 uL	5 uL				
MB 460-869712/9		8260D			5 uL				
460-266280-B-4	MW-36	8260D	T		5 uL				

Batch Notes	

Basis	Basis Description
T	Total/NA

The pound sign (#) in the amount added field denotes that the reagent was used undiluted. All calculations are performed using the stated concentration for this reagent.

Shipping and Receiving Documents

Chain of Custody Record

638128

eurofins | Environment Testing America

Address: _____

Regulatory Program: ☐ DW ☐ NPDES ☐ RCRA ☒ Other: NYSDEC

TAL-8210

Client Contact	Project Manager: Bruce Monsees	Site Contact:	Date: 9/22/22	COC No:
Company Name: EM, Inc	Tel/Email: bfm-conest.net	Lab Contact: Grace C	Carrier:	1 of 1 COCs
Address: 349 Rt 206	Analysis Turnaround Time			Sampler: HW
City/State/Zip: Hillsborough NJ 08844	☐ CALENDAR DAYS ☐ WORKING DAYS			For Lab Use Only:
Phone: 908 874-0990	TAT if different from Below _____			Walk-in Client:
Fax: 908 874-0922	☒ 2 weeks			Lab Sampling:
Project Name: 1192- AGWM 9/2022	☐ 1 week			
Site:	☐ 2 days			Job / SDG No.: 266280
P O #	☐ 1 day			

Sample Identification	Sample Date	Sample Time	Sample Type (C=Comp, G=Grab)	Matrix	# of Cont.	Filtered Sample (Y/N)	Perform MS / MSD (Y/N)	NYSDEC TCL VOCs 15 only	search for MIBK	and 1,4-dioxane	Sample Specific Notes:
TB	9/21/22	—	G	Aq	2	N	N	X	X	X	1
EB	9/22/22	1036									2
MW-31		0945		GW	3						3
MW-36		1017									4
~~MW~~ PZ-23		1041									5
MW-43		1117									6
MW-24		1145									7
MW-71		1205									8
MW-54		1230									9

460-266280 Chain of Custody

Preservation Used: 1= Ice, 2= HCl, 3= H2SO4, 4=HNO3, 5=NaOH; 6= Other _____

Possible Hazard Identification:
Are any samples from a listed EPA Hazardous Waste? Please List any EPA Waste Codes for the sample in the Comments Section if the lab is to dispose of the sample.

☐ Non-Hazard ☐ Flammable ☐ Skin Irritant ☐ Poison B ☒ Unknown

Sample Disposal (A fee may be assessed if samples are retained longer than 1 month)

☐ Return to Client ☒ Disposal by Lab ☐ Archive for _____ Months

Special Instructions/QC Requirements & Comments:

Custody Seals Intact: ☐ Yes ☐ No | Custody Seal No.: | Cooler Temp. (°C): Obs'd:_____ Corr'd:_____ | Therm ID No.:_____

	Company	Date/Time		Company	Date/Time
Relinquished by:	EM, Inc	9/22/22 1644	Received by:		9/22/22 1644
Relinquished by:	Company:	Date/Time:	Received by:	Company:	Date/Time:
Relinquished by:	Company:	Date/Time:	Received in Laboratory by:	Company:	Date/Time:

2.5/2.5 1Red Nos

Eurofins TestAmerica Edison
Receipt Temperature and pH Log

Job Number: 266280

Number of Coolers: 1 IR Gun # 9

Cooler Temperatures

	RAW	CORRECTED		RAW	CORRECTED		RAW	CORRECTED
Cooler #1:	25°C	25°C	Cooler #4:	°C	°C	Cooler #7:	°C	°C
Cooler #2:	°C	°C	Cooler #5:	°C	°C	Cooler #8:	°C	°C
Cooler #3:	°C	°C	Cooler #6:	°C	°C	Cooler #9:	°C	°C

TALS Sample Number	Ammonia (pH<2)	COD (pH<2)	Nitrate Nitrite (pH<2)	Metals* (pH<2)	Hardness (pH<2)	Pest (pH 5-9)	EPH or QAM (pH<2)	Phenols (pH<2)	Sulfide (pH>9)	TKN (pH<2)	TOC (pH<2)	Total Cyanide (pH>12)	Total Phos (pH<2)	Other	Other

If pH adjustments are required record the information below:

Sample No(s). adjusted: _____

Preservative Name/Conc.: _____ Volume of Preservative used (ml): _____

Lot # of Preservative(s): _____ Expiration Date: _____

The appropriate Project Manager and Department Manager should be notified about the samples which were pH adjusted.

* *Samples for Metal analysis which are out of compliance must be acidified at least 24 hours prior to analysis.*

EDS-WI-038, Rev 4.1
10/22/2019

Initials: GF **Date:** 9/23/2

Login Sample Receipt Checklist

Client: ECM, Inc.

Job Number: 460-266280-1

Login Number: 266280
List Number: 1
Creator: Lysy, Susan

List Source: Eurofins Edison

Question	Answer	Comment
Radioactivity wasn't checked or is </= background as measured by a survey meter.	N/A	
The cooler's custody seal, if present, is intact.	True	
Sample custody seals, if present, are intact.	True	
The cooler or samples do not appear to have been compromised or tampered with.	True	
Samples were received on ice.	True	
Cooler Temperature is acceptable.	True	
Cooler Temperature is recorded.	True	
COC is present.	True	
COC is filled out in ink and legible.	True	
COC is filled out with all pertinent information.	True	
Is the Field Sampler's name present on COC?	True	
There are no discrepancies between the containers received and the COC.	True	
Samples are received within Holding Time (excluding tests with immediate HTs)	True	
Sample containers have legible labels.	True	
Containers are not broken or leaking.	True	
Sample collection date/times are provided.	True	
Appropriate sample containers are used.	True	
Sample bottles are completely filled.	True	
Sample Preservation Verified.	True	
There is sufficient vol. for all requested analyses, incl. any requested MS/MSDs	True	
Containers requiring zero headspace have no headspace or bubble is <6mm (1/4").	True	
Multiphasic samples are not present.	N/A	
Samples do not require splitting or compositing.	N/A	
Residual Chlorine Checked.	N/A	