DRAFT

PERIODIC REVIEW REPORT
AUGUST 2021 – DECEMBER 2024

ELLENVILLE SCRAP IRON AND METAL
VILLAGE OF ELLENVILLE, NEW YORK 12428

NYSDEC Site No. 356022
Work Assignment No. D009812-14.1

Prepared for:

NEW YORK STATE | Department of Environmental Conservation

Division of Environmental Remediation
625 Broadway, 12th Floor
Albany, New York 12233

Prepared by:

TRC Engineers, Inc.
3 Corporate Drive, Suite 202
Clifton Park, New York 12065

DECEMBER 2024

TRC Project No. 425272

TABLE OF CONTENTS

TABLE OF CONTENTS (CONT.)

LIST OF FIGURES

LIST OF TABLES

LIST OF APPENDICES

LIST OF ACRONYMS AND ABBREVIATIONS

AMSL	Above Mean Sea Level
COCs	Contaminants of Concern
C&D	Construction and Demolition
DER	Department of Environmental Remediation
DTW	Depth to Water
DUSRs	Data Usability Summary Reports
ECs	Engineering Controls
ECL	Environmental Conservation Law
EDD	Electronic Data Deliverable
EE	Environmental Easement
EPA	Environmental Protection Agency
FS	Feasibility Study
ft. bgs	Feet Below Ground Surface
HDR	Henningson, Durham and Richardson Architecture and Engineering, P.C.
ICs	Institutional Controls
ID	Identification
MCLs	Maximum Containment Levels
ND	Not Detected
NYCRR	New York Codes, Rules, and Regulations
NYSDEC	New York State Department of Environmental Conservation
PCBs	Polychlorinated Biphenyls
PDI	Pre-Design Investigation
PFAS	Per- and Polyfluoroalkyl Substances
PFOA	Perfluorooctanoic Acid
PFOS	Perfluorooctanesulfonic Acid
PRP	Potentially Responsible Party
PRR	Periodic Review Report
QAPP	Quality Assurance Project Plan
QA/QC	Quality Assurance/Quality Control
RA	Remedial Action
RAR	Remedial Action Report
RD	Remedial Design
RI	Remedial Investigation
ROD	Record of Decision
SCG	Standards, Criteria, and Guidance
SCOs	Soil Cleanup Objectives
SMP	Site Management Plan
SMR	Site Management Report
SVOCs	Semi-volatile Organic Compounds
TAL	Target Analyte List
TCL	Target Compound List
TICs	Tentatively Identified Compounds

TRC	TRC Engineers, Inc.
USEPA	United States Environmental Protection Agency
VOCs	Volatile Organic Compounds
WA	Work Assignment
µg/L	micrograms per liter
ηg/L	nanograms per liter

Executive Summary

Category	Summary/Results
Engineering Controls (ECs)	• Part 360 landfill soil cap • Storm water drainage system
Institutional Controls (ICs)	• The Site is classified as a Class 4 Inactive Hazardous Waste Disposal Site (IHWDS) in the NYS Superfund Program. • Compliance with the Environmental Easement (EE) and the Site Management Plan (SMP) by the Grantor and the Grantor's successors and assigns. • The landfill cap must be maintained as specified in the SMP. • The landfill cap must be inspected at a frequency and in a manner defined in the SMP. • Groundwater monitoring must be performed as defined in the SMP. • Data and information pertinent to Site Management must be reported at the frequency and in a manner defined in the SMP. • The landfill area of the Site may not be redeveloped for any use. The lower plateau of the Site may be used for restricted residential or commercial use. • All future activities on the Site that will disturb the landfill area which contains the remaining contaminated material must be conducted in accordance with the SMP. • The use of groundwater underlying the Site is prohibited without treatment rendering it safe for the intended use. • Vegetable gardens and farming on the landfill area of the Site are prohibited. • Farming on the lower plateau is prohibited. Gardening is acceptable in the area but raising livestock or producing animal products for human consumption is prohibited in the lower plateau area. • All ECs must be inspected at a frequency and in a manner defined in the SMP.
Site Classification	Class 04 IHWDS
Site Management Plan	Final SMP - August 2013 Modification of SMP - March 2016 SMP Addendum No. 1 - January 2024
Certification/Reporting Period	August 1, 2021 to December 1, 2024
Inspection	**Frequency**
Site Inspection	Every five quarters and following a 10-year storm event
Groundwater Monitoring Wells	Every five quarters
Monitoring	**Frequency**
Groundwater and Surface Water	Every five quarters

Category	Summary/Results
Prior Periodic Review Report (PRR) / Site Management Report (SMR) Recommendations	The August 2021 PRR recommended the following: • Reduction in Site inspection frequency from annual to every five quarters to coincide with groundwater/surface water monitoring activities. (Approved by the New York State Department of Environmental Conservation [NYSDEC] on October 14, 2021) • Removal of cyanide from the Site's routine groundwater/surface water analysis suite. (Approved by the NYSDEC on October 14, 2021) • Sample downgradient monitoring wells EPA-04, EPA-05, and EPA-06 during the next scheduled groundwater sampling event. (Approved by the NYSDEC on October 14, 2021) • Reduction in PRR frequency from annual to every 3 years. (Approved by the NYSDEC on October 14, 2021) • During years where a PRR is not required, complete a SMR summarizing site management activities performed. (Approved by the NYSDEC on October 14, 2021) • Evaluate and utilize, upon NYSDEC approval, no-purge sampling technologies during the next scheduled groundwater monitoring event. (Approved by the NYSDEC via email on February 15, 2023) • Submit an SMP addendum summarizing the above recommendations, if acceptable to the NYSDEC. (Submitted to the NYSDEC on January 17, 2024)
Site Management Activities	TRC completed three site inspections, two rounds of groundwater level measurements, and one groundwater sampling event: • 03/24/2022: TRC performed the routine Site inspection. • 04/6/2022: TRC visited the Site with the NYSDEC and United States Environmental Protection Agency (USEPA) for the second Five-Year Review. • 08/2022: TRC subcontracted an animal control subcontractor to remove burrowing groundhogs found during the April 2022 USEPA second Five-Year Review. Animal removal activities took place over a consecutive five days. • 05/16/2023 – 05/17/2023: TRC performed the routine Site inspection on May 16, 2023. TRC gauged and installed HydraSleeves in EPA-03R, EPA-03B, EPA-10B, EPA-10, EPA-09, EPA-08, and EPA-08B. Additionally, modified J-plugs were replaced at EPA-08 and EPA-10B so that the HydraSleeves could be properly tethered. On May 17, 2023, TRC utilized HydraSleeves to collect groundwater samples from EPA-03R, EPA-03B, EPA-10B, EPA-10, EPA-09, EPA-08, and EPA-08B for Target Analyte List (TAL) Metals and Mercury by USEPA Method 6010, Target Compound List (TCL) Volatile Organic Compounds (VOCs) by USEPA Method 8260, and Per- and Polyfluoroalkyl Substances (PFAS) by USEPA Method 1633. TRC also filled in two groundhog burrows on the landfill cap using bagged topsoil. • 08/13/2024: TRC performed the routine Site inspection and gauging of wells. Additionally, TRC installed new HydraSleeves in EPA-08, EPA-09, EPA-10, and

Category	Summary/Results
	EPA-10B. HydraSleeves in the remaining wells (EPA-03B, EPA-03R, EPA-08) were found to be in good condition and reused during sampling. • 08/22/2024: Groundwater samples were collected from EPA-03B, EPA-08B, EPA-09, EPA-10, EPA-10B using HydraSleeves for TAL Metals and Mercury by USEPA Method 6010, TCL VOCs by USEPA Method 8260, and PFAS by USEPA Method 1633. HydraSleeves used for sampling were replaced after sample collection.
Significant Findings or Concerns	• Fencing around the perimeter of the Site is intact, however, a fallen tree has bent and potentially damaged the fencing near EPA-08 and EPA-08B. Additionally, saplings and dense vegetation were found on the landfill cap and in rip rap channels along the perimeter of the Site. • Groundwater concentrations of arsenic, barium, iron, manganese, sodium, and perfluorooctanesulfonic acid (PFOS) exceeded the NYSDEC Standards, Criteria and Guidance (SCGs) at one or more locations during the May 2023 sampling event. • Groundwater concentrations of arsenic, barium, chromium, iron, lead, manganese, nickel, sodium, perfluorooctanoic acid (PFOA), and PFOS exceeded the NYSDEC SCGs at one or more locations during the August 2024 sampling event.
Recommendations	• Routine Site inspections, groundwater monitoring, and surface water monitoring should continue at a frequency of every five quarters. Additionally, severe weather event inspections (and associated reports) should be completed as needed, per the requirements of the approved SMP modifications. • Removal of overgrown vegetation on the landfill cap and drainage features and the fallen tree on the northern fence line should be completed by a NYSDEC Call-Out contractor prior to the start of growing season (Spring 2025). • TRC will continue attempts to locate downgradient/perimeter monitoring wells EPA-04 through EPA-07 for incorporation into the routine groundwater monitoring program. Sampling of downgradient monitoring wells EPA-04, EPA-05, and EPA-06 is recommended during the next sampling event (Q4 2025) to determine the presence/absence of Site contaminants of concern (COCs), as noted above. • Continue reporting schedule (PRR certification period every three years and SMR in years where a PRR is not required).
Cost Evaluation	The total cost of site management activities this reporting period was $81,860. This cost includes engineering and subcontractor costs (e.g., laboratory analytical, equipment, rentals, pest removal, etc.). It should be noted that this total does not include any direct costs incurred by the NYSDEC in support of the project.

1.0 Introduction

This Periodic Review Report (PRR) has been prepared for the Ellenville Scrap Iron and Metal Site (referred to as "the Site") and covers the period, August 1, 2021 through December 1, 2024. This PRR has been prepared by TRC Engineers, Inc. (TRC) in accordance with New York State Department of Environmental Conservation (NYSDEC) Division of Environmental Remediation (DER)-10, Technical Guidance for Site Investigation and Remediation, the August 2013 Site Management Plan (SMP), and January 2024 SMP Addendum No. 1. In addition, Site Management (SM) activities were completed in accordance with the following Work Assignment (WA) documentation:

- D009812-14 – Notice to Proceed (NTP) dated December 21, 2020, and NYSDEC-approved Scope of Work (SOW) data February 16, 2021; and
- D009812-14.1 – WA Amendment Approval letter and NYSDEC-approved SOW dated January 12, 2023.

A Site summary and applicable remedial program information are summarized below.

Site Information			
Site Name:	Ellenville Scrap Iron and Metal	**NYSDEC Site No:**	356022
Site Location:	34-36 Cape Avenue, Village of Ellenville, Town of Wawarsing. Ulster County, NY 12428	**Remedial Program:**	State Superfund
Site Type:	Landfill	**Classification:**	04
Parcel Identification(s):	82.4-3-2, Ulster County Tax Maps	**Parcel Acreage:**	± 28
Selected Remedy:	Cover System, Groundwater Monitoring	**Site COC(s):**	• VOCs • Metals • PFAS
Current Remedial Program Phase:	Site Management	**Institutional Controls:**	• Environmental Easement (EE) • SMP
Post-Remediation Monitoring and Sampling Frequency:	Groundwater and surface water monitoring – Every five quarters Site inspection – Every five quarters and following a 10-year storm event	**Engineering Controls:**	6 NYCRR Part 360 Composite Cover System and Supporting Features
Monitoring Locations:	On-site monitoring wells (12)	**Required Reporting:**	•Periodic Review Report (PRR) every three years •Site Management Report (SMR) during years with no PRR and when groundwater/surface water sampling and/or site inspections have been conducted.

1.1 Site Location, Ownership, and Description

The Site is located at 34-36 Cape Avenue in the Village of Ellenville, Town of Wawarsing, Ulster County, New York 12428, and is identified as Section 82.4 Block 3 Lot 2 on the Ulster County Tax Map. The Site parcel has an overall property area of approximately 28 acres, is bounded to the north by Cape Avenue, to the south by Beer Kill, to the east by residential vacant land, and to the west by rural vacant land.

A United States Geological Survey (USGS) 7.5-minute topographic map showing the Site's location and surrounding land features is provided on **Figure 1**. The Site layout, including bordering properties, is presented on **Figure 2**.

1.2 Investigation/Remedial History

The Site was used for recycling automobile batteries and subsequently, in late 1997, used as a landfill and tire dump. A NYSDEC permit was never obtained to operate a solid waste management facility or to store tires at the Site. From 1987 to 1998, the NYSDEC inspected the Site on numerous occasions and directed the owners to remediate environmental conditions. In March 1987, the Potentially Responsible Party (PRP), Ellenville Scrap Iron and Metal (Ellenville Scrap) proposed a Settlement of Claim with the NYSDEC, which was accepted on January 15, 1988. As part of the Settlement of Claim, Ellenville Scrap agreed to close and cover the area where construction and demolition (C&D) debris had been disposed. Subsequent Consent Orders entered into by Ellenville Scrap and a second PRP, C. Bruno Demolition, with the NYSDEC required an evaluation of Site conditions and removal of all C&D debris from the facility. Two interim removal actions, which included removal of lead contaminated soil and additional cleanup activities, were completed prior to 2006. A Remedial Investigation (RI) was conducted in 2007 and 2008 and a final RI Report was completed in 2009.

A Feasibility Study (FS) for the Site was completed in 2010. A Record of Decision (ROD) for the Site was signed on September 30, 2010 which selected a remedy consisting of excavation and consolidation of contaminated soil and construction of an impermeable cap. A Pre-Design Investigation (PDI) was conducted in October-November 2010 to fill soil data gaps necessary for completion of the Remedial Design (RD). The PDI was also used to establish soil cleanup criteria for use in the Remedial Action (RA). The RA commenced in April 2010 and was completed in September 2011.

After completion of the RA, a Remedial Action Report (RAR) (HDR/O'Brien & Gere Joint Venture, 2012) was prepared, documenting that in accordance with the ROD, contaminated soil would remain at the Site under an impermeable cap. The cap was designed to meet the substantive requirements of 6 New York Codes, Rules, and Regulations (NYCRR) Part 360 solid waste regulations.

A SMP (HDR/O'Brien & Gere Joint Venture, 2013) was prepared to manage the Site until such time that the EE would be extinguished in accordance with Environmental Conservation Law (ECL) Article 71, Title 36. The SMP was prepared in accordance with United States Environmental Protection Agency (USEPA) requirements,

NYSDEC DER-10, and template documents supplied by NYSDEC. Site management activities set forth by the SMP consist of the following:

- Assessing achievement of the remedial performance criteria;
- Sampling and analysis of all appropriate media (e.g., groundwater and surface water);
- Assessing compliance with applicable NYSDEC standards, criteria and guidance, particularly ambient groundwater standards;
- Evaluating Site information periodically to confirm that the remedy continues to be effective in protecting public health and the environment; and
- Preparing the necessary reports for the various monitoring activities.

In March 2016, TRC prepared a Modification of the SMP letter for NYSDEC approval. The Modification of the SMP letter was approved by the NYSDEC in April 2016 and included the following:

- Functional definition for a "10-year storm event" and the conditions triggering additional Site inspection requirements.
- Provided Site specific forms for use during site inspections/groundwater sampling including: Site-Wide Inspection Checklist, Monitoring Well Inspection Form, and Groundwater Sample Collection Form.

In January 2024, TRC prepared SMP Addendum No. 1 for NYSDEC approval and included the following:

- Reduced the Site inspection frequency from annual to every five quarters to coincide with groundwater sampling events.
- Removal of Cyanide from the groundwater and surface water analytical suites.
- Restated the functional definition for a "10-year storm event" and the conditions triggering additional Site inspection requirements.
- Replaced the requirement of a General Inspection Report with an SMR, to be completed during years between PRRs.
- Reduced the PRR frequency from annual to every three years.

A Custodial Record detailing known and available Site reports is included in **Appendix A.**

1.3 Remaining Contamination

Impacted soil excavated from the on-Site areas was placed within the landfill area. The horizontal extent of the landfill area extends from the toe of the slope adjacent to and south of Cape Avenue to the toe of slope of the embankment in the lower plateau area. The remaining contamination at the Site is limited to the approximately two feet inside the landfill liner anchor trench. Soil samples collected from the landfill area contained volatile

organic compounds (VOCs), semivolatile organic compounds (SVOCs), pesticides, polychlorinated biphenyls (PCBs), and metals that exceed the NYSDEC Unrestricted Use Soil Cleanup Objectives (SCOs). Residual contamination in groundwater is being managed under the SMP.

1.4 Regulatory Requirements/Cleanup Goals

A summary of the Remedial Action Objectives (RAOs), as found in the August 2012 RAR, include the following:

Groundwater

- Prevent ingestion of water with contaminant concentrations greater than 10 NYCRR Part 5 maximum contaminant levels (MCLs) and Federal MCLs.
- Restore groundwater contaminant concentrations to less than 6 NYCRR Part 703 Class GA water quality standards.
- Prevent discharge of groundwater with contaminant concentrations greater than 6 NYCRR Part 703 Class GA water quality standards to adjacent surface water, i.e., Beer Kill.

Soils

- Prevent ingestion/direct contact to soils with contaminant concentrations greater than 6 NYCRR Part 375 Residential Use SCOs.
- Prevent inhalation of soil dust with contaminant concentrations greater than 6 NYCRR Part 375 Residential Use SCOs.
- Prevent migration of soils with contaminant concentrations greater than 6 NYCRR Part 375 Residential Use SCOs.
- Prevent or minimize impacts to groundwater and/or surface water resulting from soil contamination with concentrations greater than 6 NYCRR Part 375 Residential Use SCOs.

Solid Wastes

- Prevent ingestion/direct contact with solid wastes with contaminant concentrations greater than 6 NYCRR Part 375 Residential Use SCOs.
- Prevent migration of solid wastes with contaminant concentrations greater than NYCRR Part 375 Residential Use SCOs.
- Prevent or minimize impacts to groundwater and/or surface water resulting from solid wastes with concentrations greater than NYCRR Part 375 Residential Use SCOs.

Leachate

- Prevent ingestion of leachate with contaminant concentrations greater than the 6 NYCRR Part 703 Class GA water quality standards.
- Prevent migration of leachate with contaminant concentrations greater than the 6 NYCRR Part 703 Class GA water quality standards.

Air

- Prevent exposure to or inhalation of volatilized contaminants from the solid wastes.
- Prevent migration of landfill gas generated by the decomposition of solid waste.

2.0 Institutional and Engineering Control Plan Compliance

2.1 Institutional Controls

The Ellenville Scrap Iron and Metal Site's inclusion on the Registry of State Superfund Sites, ROD, EE, and SMP act as the ICs.

The 2013 SMP defines the following for the Site:

- Compliance with the EE and the SMP by the Grantor and the Grantor's successors and assigns;
- The landfill cap must be maintained as specified in the SMP;
- The landfill cap must be inspected at a frequency and in a manner defined in the SMP;
- Groundwater monitoring must be performed as defined in the SMP; and,
- Data and information pertinent to Site Management must be reported at the frequency and in a manner defined in the SMP.

ICs may be modified, added, or deleted from this list as warranted by site-specific conditions.

ICs identified in the EE may not be discontinued without an amendment to or extinguishment of the EE.

The Site has a series of ICs in the form of site restrictions. Adherence to these ICs is required by the EE. Restrictions that apply to the Site are:

- The landfill area of the Site cannot be redeveloped for any use. The lower plateau of the Site may be used for restricted residential or higher (commercial) use;
- All future activities on the Site that will disturb the landfill area which contains the remaining contaminated material must be conducted in accordance with the SMP;
- The use of the groundwater underlying the property is prohibited without treatment rendering it safe for intended use;
- Vegetable gardens and farming on the landfill area of the Site are prohibited; and,
- Farming on the lower plateau area is prohibited. Gardening is acceptable in this area but raising livestock or producing animal products for human consumption is prohibited in the lower plateau area.

2.2 Engineering Controls

The Site ECs include a soil cap that was constructed over the existing landfill area to prevent exposure to remaining contamination at the Site, a stormwater drainage system around the landfill area, and a composite cover system.

3.0 Monitoring and Sampling Plan Compliance

The August 2013 SMP was prepared to manage contamination remaining on the Site and ensure that the remedy remains effective by restricting site use, site development, and soil management. The August 2013 SMP and January 2024 SMP Addendum No. 1, specifies the following Site monitoring and sampling activities and the dates those activities were completed:

Summary of SMP Site Monitoring and Sampling Plan				
Site Management Activity	**Frequency**	**Location**	**Laboratory Analysis**	**Completion Date(s):**
Site Inspection	Every five quarters and following a 10-year storm event	Site property and surrounding area	Not Applicable	03/24/2022 05/16/2023 08/13/2024
Groundwater Sampling	Every five quarters	• EPA-03R • EPA-03B • EPA-04 • EPA-05 • EPA-06 • EPA-07 • EPA-08 • EPA-08B • EPA-09 • EPA-10 • EPA-10B • EPA-11	• TCL VOCs + 10 TICs by USEPA Method 8260 • TAL Metals by USEPA Method 6010 • PFAS by USEPA Method 1633	05/17/2023 08/22/2024
Surface Water Sampling	Every five quarters	Stormwater basin	• TCL VOCs + 10 TICs by USEPA Method 8260 • TAL Metals by USEPA Method 6010 • PFAS by USEPA Method 1633	Not Applicable
SMR	During years when sampling occurs with no PRR	Not Applicable	Not Applicable	03/28/2024
Site Inspection Report	Following each inspection event	Not Applicable	Not Applicable	03/24/2022 05/16/2023 08/13/2024
PRR	Every three years	Not Applicable	Not Applicable	12/31/2024

3.1 Site Inspections

TRC conducted Site inspections on March 24, 2022, May 16, 2023, and August 13, 2024, in accordance with the 2013 SMP. The site inspections were conducted to document overall site conditions and the condition of the Site monitoring wells.

A summary of the inspections and associated activities is presented below. Site and monitoring well inspection forms and photographic logs from TRC's activities can be found in **Appendix B**.

Summary of Site Activities and Site Monitoring and Sampling		
Site Management Activity	**Summary of Results**	**Maintenance/Corrective Measure**
Site Inspections	During all three annual Site inspections during this monitoring period (03/24/2022, 05/16/2023, and 08/13/2024), it was noted that there was overgrown vegetation located in the rip-rap drainage swales that had the potential to impede surface water flow. Otherwise, the rip-rap drainage swales and stormwater basin appeared to be in good condition and did not contain any water. No areas of erosion were noted. Site entrances and gates were secure and the fence that surrounds the landfill was intact and generally in good condition. A tree had fallen on northern landfill perimeter fence, causing slight damage. Site access roads around the perimeter of the Site were in good condition. The fallen tree is across the access road parallel to Cape Road, affecting access to monitoring wells EPA-08 and EPA-08B. Slight vegetation otherwise appeared on the northern Site access road. No signs of erosion were observed along the Site access roads. The landfill cap was in good condition. The cap was dry and the soil stable. No visible erosion, cracks, settlement, or seeps were observed. Vegetation observed on the landfill cap included several trees, sapling and overgrown vegetation. The landfill gas venting system was in good condition. No ground settlement was noted that could impact the gas venting system. No 10-year storm events occurred during the reporting period requiring additional inspections of the landfill cap.	A Call-Out contractor has been engaged by the NYSDEC to remove the fallen tree and saplings and trees from the landfill cap and rip-rap drainage swales. Groundhog holes identified during the 2022 USEPA Five-Year Review were subject to animal control/trapping, were noted to be empty in subsequent Site visits, and filled to the extent feasible with bagged topsoil during on May 16, 2023.

Summary of Site Activities and Site Monitoring and Sampling		
Site Management Activity	**Summary of Results**	**Maintenance/Corrective Measure**
Monitoring Well Network Inspection	Monitoring wells EPA-04, EPA-05, and EPA-06 could not be located during the 2022 inspection. Monitoring wells EPA-05 through EPA-07 could not be located during the 2023 inspection. Monitoring wells EPA-04 through EPA-07 could not be located during the 2024 inspection. Monitoring well EPA-03R contained a large active wasp nest on August 22, 2024, and could not be sampled. Otherwise, monitoring wells were secure and in good condition. There were no signs of deterioration. All well casings and covers were inspected and appeared to be in good condition. All well locks were in place and functional.	J-plugs were replaced at EPA-08 and EPA-10B in May 2023.

Summary of Site Activities and Site Monitoring and Sampling		
Site Management Activity	**Summary of Results**	**Maintenance/Corrective Measure**
Groundwater Monitoring	Groundwater monitoring was not completed in 2022 as Work Assignment Amendment Package No. 1 was in process of being submitted for NYSDEC approval and remaining funds were utilized to remove burrowing groundhogs from the Site. On May 16, 2023, eight of the Site monitoring wells (EPA-03R, EPA-03B, EPA-08, EPA-08B, EPA-09, EPA-10, EPA-10B, EPA-11) were gauged for depth to water. EPA-11 was found to have approximately two inches of water during gauging activities. Monitoring wells EPA-04 through EPA-07 could not be located and therefore were not gauged or sampled. On May 17, 2023, seven of the Site monitoring wells (EPA-03R, EPA-03B, EPA-08, EPA-08B, EPA-09, EPA-10, EPA-10B) were sampled utilizing HydraSleeves. Samples collected were analyzed for TAL Metals and Mercury by USEPA Method 6010, TCL VOCs by USEPA Method 8260, and PFAS by USEPA Method 1633. On August 13, 2024, eight of the Site monitoring wells (EPA-03R, EPA-03B, EPA-08, EPA-08B, EPA-09, EPA-10, EPA-10B, EPA-11) were gauged for depth to water. EPA-11 was found to be dry during the gauging event. Monitoring wells EPA-04 through EPA-07 could not be located and therefore were not gauged or sampled. On August 22, 2024, five of the Site monitoring wells (EPA-03B, EPA-08B, EPA-09, EPA-10, and EPA-10B) were sampled utilizing HydraSleeves. EPA-08 and EPA-11 were dry during the time of the Site inspection/sampling event and therefore could not be sampled. A large and active wasp nest was found within the well casing of EPA-03R and therefore could not be sampled. Monitoring wells EPA-04 through EPA-07 could not be located and were not sampled. Samples collected were analyzed for TAL Metals and Mercury by USEPA Method 6010, TCL VOCs by USEPA Method 8260, and PFAS by USEPA Method 1633.	No routine maintenance or corrective measures needed at this time.
Surface Water Sampling	No surface water samples were collected during this monitoring period as the stormwater basin and drainage swales remained dry.	No routine maintenance or corrective measures needed at this time.

3.2 Groundwater Monitoring Summary

3.2.1 Groundwater Gauging

On May 16, 2023 and August 13, 2024, prior to groundwater sample collection, eight of the Site monitoring wells were gauged for depth to groundwater to evaluate groundwater flow direction. Monitoring wells EPA-04, EPA-05, EPA-06, and EPA-07 were not gauged because they could not be located. A table summarizing monitoring well construction details is included in **Appendix A**. A summary of the groundwater depth measurements and elevations are provided in **Table 1**. The groundwater surface elevation contours with an interpretation of groundwater flow direction for the overburden and bedrock wells for these events are presented on **Figures 3** through **6**. A summary of the hydrogeologic information is presented below:

Site Hydrogeologic Summary				
Date of Gauging Event	**Number of Wells Gauged**	**Overburden Groundwater Elevation Range**		**Inferred Overburden Groundwater Flow Direction**
		Lowest (feet AMSL)	**Highest (feet AMSL)**	
May 16, 2023	5	388.35 (EPA-11)	449.45 (EPA-08)	South-Southwest
August 13, 2024	5	387.86 (EPA-03R)	443.23 (EPA-08)	South-Southwest
Date of Gauging Event	**Number of Wells Gauged**	**Bedrock Groundwater Elevation Range**		**Inferred Bedrock Groundwater Flow Direction**
		Lowest (feet AMSL)	**Highest (feet AMSL)**	
May 16, 2023	3	389.25 (EPA-03B)	439.62 (EPA-08B)	South-Southwest
August 13, 2024	3	388.51 (EPA-03B)	436.86 (EPA-08B)	South-Southwest

Notes:
AMSL – Above mean sea level.

3.2.2 Groundwater Sampling

Two groundwater sampling events were conducted during the reporting period utilizing a no-flow HydraSleeve system, as approved by the NYSDEC. On May 17, 2023, TRC collected groundwater samples from seven of the 12 Site monitoring wells. Four monitoring wells (EPA-04 through EPA-07) could not be located and one (EPA-11) did not contain sufficient water to allow for sampling. On August 22, 2024, TRC collected groundwater samples from five of the 12 Site monitoring wells. Four monitoring wells (EPA-04 through EPA-07) could not be located, one (EPA-03R) could not be sampled due to the presence of a wasp nest inside of the well casing, and two (EPA-08 and EPA-11) were dry.

TRC submitted groundwater samples, in addition to standard quality assurance/quality control (QA/QC) samples, collected at the frequencies specified in TRC's July 2020 Generic Quality Assurance Project Plan

(QAPP), to Pace New England of East Longmeadow, Massachusetts (Pace) in 2023 and Pace/Alpha Analytical of Westborough, Massachusetts (Pace) in 2024. Routine groundwater samples were submitted for laboratory analysis for TAL Metals and Mercury by USEPA Method 6010, TCL VOCs by USEPA Method 8260, and PFAS by USEPA Method 1633. Laboratory deliverables are in accordance with NYSDEC Analytical Services Protocol (ASP) Category B and were subjected to data validation by TRC.

A summary of the groundwater sampling information and pertinent monitoring well details are presented below:

Summary of Groundwater Monitoring Well Details and Sampling Activities								
	Monitoring Well Details				Groundwater Sampling Event			
					DTW (ft. below TOR)		SMP Analytes	
Well ID	Northing*	Easting*	Screen Zone (ft. bgs)	Geological Unit Screened	2023	2024	2023 & 2024	Notes
EPA-03B	1052765.18	518283.15	21-51	Bedrock	7.89	8.63	VOCs, Metals, PFAS	
EPA-03R	1052788.37	518296.11	6.5-16.5	Overburden	11.34	11.93	VOCs, Metals, PFAS – 2023 Not Sampled – 2024	
EPA-04	1052479.48	518106.84	15.5-20.5	Overburden	-	-	Not Sampled	Unable to locate
EPA-05	1052439.06	517770.62	22-27	Overburden	-	-	Not Sampled	Unable to locate
EPA-06	1052769.9	517435.94	30-35	Overburden	-	-	Not Sampled	Unable to locate
EPA-07	1053493.63	517402.71	25-30	Overburden	-	-	Not Sampled	Unable to locate
EPA-08	1053309.68	517780.34	3-8	Overburden	3.07	9.29	VOCs, Metals, PFAS – 2023 Not Sampled – 2024	
EPA-08B	1053307.22	517786.94	22-32	Bedrock	11.14	13.90	VOCs, Metals, PFAS	
EPA-09	1053045.84	517452.94	10-20	Overburden	15.00	15.13	VOCs, Metals, PFAS	
EPA-10	1052873.08	517850.93	15.5-30.5	Overburden	14.07	14.20	VOCs, Metals, PFAS	
EPA-10B	1052877.07	517853.54	42.5-57.5	Bedrock	12.42	12.70	VOCs, Metals, PFAS	
EPA-11	1052908.00	518150.13	3.5-7.5	Overburden	-	-	Not Sampled	Well dry

Notes:
* Coordinate System - NAD83 New York State Plane Central Feet
DTW – Depth to water
TOR – Top of riser

3.2.3 Groundwater Analytical Results

Groundwater analytical data for the May 2023 and August 2024 sampling events can be found in **Tables 3** and **4**, respectively. Detected compounds exceeding their respective NYSDEC SCG for each monitoring well are identified on **Figures 3** through **6**.

The Data Usability Summary Reports (DUSRs) for each sampling event can be found in **Appendix C**. Concentration trend line graphs for monitoring wells containing COCs at concentrations consistently exceeding Class GA Values are provided in **Appendix D**.

An exceedance summary of the May 2023 and August 2024 groundwater analytical results is provided on the following tables:

Summary of Groundwater Analytical Results				
May 2023				
Total Metals (results in ug/L)				
Constituent	**SCG**	**Concentration Range**	**Location with Highest Detection**	**Frequency Exceeding SCG**
Arsenic	25	ND - 44	EPA-09	1/7
Barium	1,000	ND – 1,400	EPA-09	1/7
Iron	300	2,300 – 84,000	EPA-09	7/7
Manganese	300	ND – 12,000	EPA-09	6/7
Sodium	20,000	13,000 – 150,000	EPA-08	6/7
PFAS (results in ng/L)				
Constituent	**SCG**	**Concentration Range**	**Location with Highest Detection**	**Frequency Exceeding SCG**
Perfluorooctanesulfonic acid (PFOS)	2.7	ND - 15	EPA-09	4/7
August 2024				
Total Metals (results in ug/L)				
Constituent	**SCG**	**Concentration Range**	**Location with Highest Detection**	**Frequency Exceeding SCG**
Arsenic	25	5.69 – 49.23	EPA-09	2/5

Barium	1,000	184 – 1,620	EPA-10B	2/5
Chromium	50	8.46 – 145.9	EPA-8B	1/5
Iron	300	21,400 – 484,000	EPA-10B	5/5
Lead	25	0.96 – 44.77	EPA-09	1/5
Manganese	300	511.7 – 14,750	EPA-09	5/5
Nickel	100	2.78 – 213.7	EPA-09	1/5
Sodium	20,000	13,400 – 51,600	EPA-03B	4/5
PFAS (results in ng/L)				
Perfluorooctanoic acid (PFOA)	6.7	ND – 8.28	EPA-10	1/5
PFOS	2.7	ND – 14.3	EPA-10	2/5

Notes:
ug/L – micrograms per liter
ng/L – nanograms per liter
ND – Not detected
PFAS – Per- and Polyfluoroalkyl Substances
SCG – Standards, Criteria, and Guidance
VOCs – Volatile Organic Compounds

4.0 Cost Summary

The total estimated cost of the site management activities from August 1, 2021 through December 1, 2024 is approximately $81,860. Site management activities included project management/administration, site inspection, animal removal activities, the sampling of monitoring wells, analysis of samples for VOCs, Metals, PFAS, and preparation of one SMR and one PRR. The total includes engineering and subcontractor costs, as well as expenses associated with the project. It should be noted that the total does not include costs incurred by NYSDEC for project support. A summary of the 2021 - 2024 site management costs is presented below:

Summary of Site Management Costs August 1, 2021 through December 1, 2024		
Cost Item	**Amount Expended**	**Percent of Total Cost**
Engineering Support		
TRC	$71,934	88%
Subcontractors		
Pace	$5,404	7%
Pestmaster Services	$599	1%
Expenses		
TRC	$3,923	5%
Total Cost	**$81,860**	----

The following provides a review of each cost item:

- Engineering support includes labor costs associated with project management (e.g., WA Amendment Package preparation, monthly invoicing, project scheduling and coordination, etc.), site inspections, groundwater sampling, and reporting (i.e., site inspection reports, EDDs, DUSRs, SMR, and PRR).
- Subcontractors include analytical laboratory costs associated with the groundwater sampling events and animal control costs associated with pest removal activities.
- Expense costs include travel, equipment, and supplies in support of the site inspection, groundwater sampling event, subcontractor oversight, and routine site maintenance activities.

5.0 Conclusions and Recommendations

5.1 Conclusions

- Based on the groundwater elevations measured during the May 2023 and August 2024 sampling events, groundwater flow in the overburden and bedrock aquifers appears to be to the south-southwest. This observation is generally consistent with historical reporting.
- No VOCs were detected at concentrations exceeding their respective Class GA Values in groundwater samples collected from the Site.
- The metals iron, manganese, and sodium were detected at concentrations above their respective Class GA Values in several monitoring wells. While these metals are likely not indicative of Site contaminant migration and are typically regulated for aesthetic purposes such as odor, taste, and clarity in drinking water, they may be indicative of the overall geochemical quality of the groundwater at the Site.
- COC metals including arsenic, barium, chromium, and lead were detected above their respective Class GA Values in several monitoring wells. As shown on the concentration trend graphs in **Appendix D**, these concentrations are inconsistent with recent historical sampling results.
- PFAS compounds were detected at concentrations exceeding their respective guidance values in groundwater samples collected from the Site. There were exceedances of PFOS in monitoring well EPA-3R, EPA-08, EPA-09, and EPA-10 in 2023 and in EPA-09 and EPA-10 in 2024. There was also an exceedance of PFOA in monitoring well EPA-09 in 2024. These wells are located hydraulically downgradient on the Site indicating that Site-related groundwater contamination is potentially migrating horizontally. These detections are consistent with historical analytical results.
- Site and groundwater use were consistent with the restrictions set forth in the ROD, the August 2013 SMP and EE. Groundwater monitoring activities were completed in May 2023 and August 2024 for the 2024 certification period. A SMR was submitted in March 2023 and SMP Addendum No. 1 was submitted in January 2024. The ICs operated as intended during this reporting period.
- Fencing around the perimeter of the Site is intact, however, a fallen tree has slightly bent and damaged the fencing near EPA-08 and EPA-08B. Additionally, saplings, trees, and dense vegetation were found on the landfill cap and in rip rap channels along the perimeter of the Site.

- The remedy continued to be protective of human health and the environment during this reporting period.

5.2 Recommendations

- Routine Site inspections, groundwater monitoring, and surface water monitoring should continue at a frequency of every five quarters. Additionally, severe weather event inspections (and associated reports) should be completed as needed, per the requirements of the approved SMP modifications.

- Removal of overgrown vegetation on the landfill cap and drainage features and the fallen tree on the northern fence line should be completed by a NYSDEC Call-Out contractor prior to the start of growing season (Spring 2025).
- TRC will continue attempts to locate downgradient/perimeter monitoring wells EPA-04 through EPA-07 for incorporation into the routine groundwater monitoring program. Sampling of downgradient monitoring wells EPA-04, EPA-05, and EPA-06 is recommended during the next sampling event (Q4 2025) to determine the presence/absence of Site COCs, as noted above.
- Continue reporting schedule (PRR certification period every three years and SMR in years where a PRR is not required).

6.0 Certification of Engineering and Institutional Controls

For each institutional or engineering control identified for the Site, I certify that all of the following statements are true:

- The institutional and/or engineering control employed at this Site is unchanged from the date the control was put in place, or last approved by DER;
- Nothing has occurred that would impair the ability of such control to protect public health and the environment; and,
- Nothing has occurred that would constitute a violation or failure to comply with any Site Management Plan for this control.

TRC Engineers, Inc.

Prepared By: _____

Valerie Collins, P.G.

Senior Project Manager

Reviewed By: _____

Justin King

Senior Technical Reviewer

7.0 Future Site Activities

Based on the recommendations in **Section 5.0**, the following site management activities will be completed during the next PRR reporting period (December 2024 through December 2027):

- Site Inspections – Every 5 quarters (next scheduled: Q4 2025)
- Severe Weather Event Inspection – As needed
- Groundwater – Every 5 quarters (next scheduled: Q4 2025)
- SMR – Every 5 quarters (next scheduled: Q1 2026)
- PRR – Every 3 years (next scheduled: Q4 2027)

TABLES

Table 1
New York State Department of Environmental Conservation
Ellenville Scrap Iron and Metal - Site No. 356022
Ellenville, New York
Summary of Depth to Water Measurements and Groundwater Elevations

Well ID	Screened Formation	TOR Elevation* (feet AMSL)	Gauge Date	Depth to Water (feet below TOR)	Depth to Bottom (feet below TOR)	Groundwater Elev. (feet AMSL)
EPA-03B	Bedrock	397.14	5/16/2023	7.89	34.88	389.25
			8/13/2024	8.63	51.98	388.51
EPA-03R	Overburden	399.79	5/16/2023	11.34	14.96	388.45
			8/13/2024	11.93	14.96	387.86
EPA-08	Overburden	452.52	5/16/2023	3.07	10.40	449.45
			8/13/2024	9.29	10.39	443.23
EPA-08B	Bedrock	450.76	5/16/2023	11.14	32.25	439.62
			8/13/2024	13.90	32.98	436.86
EPA-09	Overburden	411.02	5/16/2023	15.00	20.45	396.02
			8/13/2024	15.13	20.41	395.89
EPA-10	Overburden	404.17	5/16/2023	14.07	28.10	390.10
			8/13/2024	14.20	30.60	389.97
EPA-10B	Bedrock	404.28	5/16/2023	12.42	56.75	391.86
			8/13/2024	12.70	59.97	391.58
EPA-11	Overburden	397.24	5/16/2023	8.89	9.00	388.35
			8/13/2024	DRY	9.00	DRY

Notes

Elev. : Elevation
AMSL : Above Mean Sea Level
ID : Identification
TOR : Top of Riser

Table 2
New York State Department of Environmental Conservation
Ellenville Scrap Iron and Metal - Site No. 356022
Ellenville, New York
Summary of Groundwater Sample Analytical Results - May 2023

		Sample Location:	ESY-EPA-03B	ESY-EPA-03R	ESY-EPA-08	ESY-EPA-08B	ESY-EPA-09	ESY-EPA-10	ESY-EPA-10B	
		Sample Name:	EPA-3B	EPA-3R	EPA-08	EPA-08B	EPA-09	EPA-10	EPA-10B	DUP-01
		Lab Sample ID^ :	23E2461-01/23E2466-01	23E2461-02/23E2466-02	23E2461-07/23E2466-07	23E2461-08/23E2466-08	23E2461-06/23E2466-06	23E2461-03/23E2466-03	23E2461-04/23E2466-04	23E2461-05/23E2466-05
		Sample Date:	5/17/2023	5/17/2023	5/17/2023	5/17/2023	5/17/2023	5/17/2023	5/17/2023	5/17/2023
Analyte	**Unit**	**Class GA Values***	**Results**							
VOCs										
Acetone	ug/L	50	50 U	3.3 J	5.2 J	3.6 J	14 J	4.8 J	2.1 J	50 U
Benzene	ug/L	1	1 U	1 U	1 U	1 U	2 U	1 U	1 U	1 U
Bromochloromethane	ug/L	5	1 U	1 U	1 U	1 U	2 U	1 U	1 U	1 U
Bromodichloromethane	ug/L	50	0.5 U	0.5 U	0.5 U	0.5 U	1 U	0.5 U	0.5 U	0.5 U
Bromoform	ug/L	50	1 UJ	1 UJ	1 UJ	1 UJ	2 UJ	1 UJ	1 UJ	1 UJ
Bromomethane	ug/L	5	2 UJ	2 UJ	2 UJ	2 UJ	4 UJ	2 UJ	2 U	2 UJ
2-Butanone (MEK)	ug/L	50	20 U	20 U	20 U	20 U	40 U	20 U	20 U	20 U
Carbon disulfide	ug/L	60	5 U	5 U	5 U	5 U	10 U	5 U	5 U	5 U
Carbon tetrachloride	ug/L	5	5 U	5 U	5 U	5 U	10 U	5 U	5 U	5 U
Chlorobenzene	ug/L	5	1 U	1 U	1 U	1 U	2 U	1 U	1 U	1 U
Dibromochloromethane	ug/L	50	0.5 U	0.5 U	0.5 U	0.5 U	1 U	0.5 U	0.5 U	0.5 U
Chloroethane	ug/L	5	2 U	2 U	2 U	2 U	4 U	2 U	2 U	2 U
Chloroform	ug/L	7	2 U	2 U	2 U	2 U	4 U	2 U	2 U	2 U
Chloromethane	ug/L	5	2 U	2 U	2 U	2 U	4 U	2 U	2 U	2 U
Cyclohexane	ug/L	NC	5 U	5 U	5 U	5 U	10 U	5 U	5 U	5 U
1,2-Dibromo-3-Chloropropane (DBCP)	ug/L	0.04	5 U	5 U	5 U	5 U	10 U	5 U	5 UJ	5 U
1,2-Dibromoethane (EDB)	ug/L	0.0006	0.5 U	0.5 U	0.5 U	0.5 U	1 U	0.5 U	0.5 U	0.5 U
1,2-Dichlorobenzene	ug/L	3	1 U	1 U	1 U	1 U	2 U	1 U	1 U	1 U
1,3-Dichlorobenzene	ug/L	3	1 U	1 U	1 U	1 U	2 U	1 U	1 U	1 U
1,4-Dichlorobenzene	ug/L	3	1 U	1 U	1 U	1 U	2 U	1 U	1 U	1 U
Dichlorodifluoromethane	ug/L	5	2 U	2 U	2 U	2 U	4 U	2 U	2 U	2 U
1,1-Dichloroethane	ug/L	5	1 U	1 U	1 U	1 U	2 U	1 U	1 U	1 U
1,2-Dichloroethane	ug/L	0.6	1 U	1 U	1 U	1 U	2 U	1 U	1 U	1 U
1,1-Dichloroethene	ug/L	5	1 U	1 U	1 U	1 U	2 U	1 U	1 U	1 U
cis-1,2-Dichloroethene	ug/L	5	1 U	1 U	1 U	1 U	2 U	0.45 J	1 U	1 U
trans-1,2-Dichloroethene	ug/L	5	1 U	1 U	1 U	1 U	2 U	1 U	1 U	1 U
1,2-Dichloropropane	ug/L	1	1 U	1 U	1 U	1 U	2 U	1 U	1 U	1 U
cis-1,3-Dichloropropene	ug/L	0.4(a)	0.5 U	0.5 U	0.5 U	0.5 U	1 U	0.5 U	0.5 U	0.5 U
trans-1,3-Dichloropropene	ug/L	0.4(a)	0.5 U	0.5 U	0.5 U	0.5 U	1 U	0.5 U	0.5 U	0.5 U
1,4-Dioxane	ug/L	NC	50 UJ	50 UJ	50 UJ	50 UJ	100 UJ	50 UJ	50 UJ	50 UJ
Ethylbenzene	ug/L	5	1 U	1 U	1 U	1 U	2 U	1 U	1 U	1 U
2-Hexanone	ug/L	50	10 U	10 U	10 U	10 U	20 U	10 U	10 U	10 U
Isopropylbenzene (Cumene)	ug/L	5	1 U	1 U	1 U	1 U	2 U	1 U	1 U	1 U
Methyl acetate	ug/L	NC	1 U	1 U	1 U	1 U	2 U	1 U	1 UJ	1 U
Methyl-tert-butyl ether	ug/L	10	1 U	1 U	1 U	1 U	2 U	1 U	1 U	1 U
Methylcyclohexane	ug/L	NC	1 U	1 U	1 U	1 U	2 U	1 U	1 U	1 U

Table 2
New York State Department of Environmental Conservation
Ellenville Scrap Iron and Metal - Site No. 356022
Ellenville, New York
Summary of Groundwater Sample Analytical Results - May 2023

		Sample Location:	ESY-EPA-03B	ESY-EPA-03R	ESY-EPA-08	ESY-EPA-08B	ESY-EPA-09	ESY-EPA-10	ESY-EPA-10B	
		Sample Name:	EPA-3B	EPA-3R	EPA-08	EPA-08B	EPA-09	EPA-10	EPA-10B	DUP-01
		Lab Sample ID^ :	23E2461-01/23E2466-01	23E2461-02/23E2466-02	23E2461-07/23E2466-07	23E2461-08/23E2466-08	23E2461-06/23E2466-06	23E2461-03/23E2466-03	23E2461-04/23E2466-04	23E2461-05/23E2466-05
		Sample Date:	5/17/2023	5/17/2023	5/17/2023	5/17/2023	5/17/2023	5/17/2023	5/17/2023	5/17/2023
Analyte	**Unit**	**Class GA Values***	**Results**							
VOCs (cont.)										
Methylene Chloride	ug/L	5	5 U	5 U	5 U	5 U	10 U	5 U	5 U	5 U
4-Methyl-2-pentanone (MIBK)	ug/L	NC	10 U	10 U	10 U	10 U	20 U	10 U	10 U	10 U
Styrene	ug/L	5	1 U	1 U	1 U	1 U	2 U	1 U	1 U	1 U
1,1,2,2-Tetrachloroethane	ug/L	5	0.5 U	0.5 U	0.5 U	0.5 U	1 U	0.5 U	0.5 U	0.5 U
Tetrachloroethene	ug/L	5	1 U	0.27 J	1 U	1 U	2 U	1.6	1 U	1 U
Toluene	ug/L	5	1 U	1 U	1 U	1 U	2 U	1 U	1 U	1 U
1,2,3-Trichlorobenzene	ug/L	5	5 U	5 U	5 U	5 U	10 U	5 U	5 U	5 U
1,2,4-Trichlorobenzene	ug/L	5	1 U	1 U	1 U	1 U	2 U	1 U	1 U	1 U
1,1,1-Trichloroethane	ug/L	5	1 U	1 U	1 U	1 U	2 U	1 U	1 U	1 U
1,1,2-Trichloroethane	ug/L	1	1 U	1 U	1 U	1 U	2 U	1 U	1 U	1 U
Trichloroethene	ug/L	5	1 U	1 U	1 U	1 U	2 U	1.6	1 U	1 U
Trichlorofluoromethane	ug/L	5	2 U	2 U	2 U	2 U	4 U	2 U	2 U	2 U
1,1,2-Trichlorotrifluoroethane (Freon 113)	ug/L	5	1 U	1 U	1 U	1 U	2 U	1 U	1 U	1 U
Vinyl chloride	ug/L	2	2 U	2 U	2 U	2 U	4 U	2 U	2 U	2 U
Xylene (Total)	ug/L	5	1 U	1 U	1 U	1 U	2 U	1 U	1 U	1 U
Metals, total										
Aluminum	ug/L	NC	50 U	1,200 J	1,600 J	150 J	2,800 J	310 J	200 J	370 J
Antimony	ug/L	3	1 U	1 U	0.71 J	1 U	0.43 J	0.34 J	1 U	1 U
Arsenic	ug/L	25	3.1	0.8 U	4.4	1.7	**44**	25	0.8 U	0.85
Barium	ug/L	1,000	160	10 U	240	290	**1,400**	240	250	310
Beryllium	ug/L	3	0.4 U	0.4 U	0.47	0.4 U	1	0.11 J	0.4 U	0.4 U
Cadmium	ug/L	5	0.2 U	0.2 U	0.46	0.083 J	0.41	0.27	0.2 U	0.2 U
Calcium	ug/L	NC	120,000	51,000	36,000	21,000	54,000	70,000	37,000	43,000
Chromium	ug/L	50	1 U	1 U	7.9 J	5.2 J	16 J	3.4 J	2 J	5.4 J
Cobalt	ug/L	NC	0.68 J	1 U	4.9	3.8	13	25	0.58 J	1.1
Copper	ug/L	200	8.4 J	15 J	19 J	45 J	30 J	16 J	3.2 J	4.3 J
Iron	ug/L	300	**22,000**	**2,300**	**2,300**	**42,000**	**84,000**	**73,000**	**25,000**	**33,000**
Lead	ug/L	25	0.27 J	0.5 U	17	0.33 J	24	3	0.27 J	0.47 J
Magnesium	ug/L	35,000	31,000	6,800	3,700	3,400	8,500	13,000	8,800	9,100
Manganese	ug/L	300	**1,500 J**	1 U	**2,800 J**	**4,200 J**	**12,000 J**	**4,700 J**	**480 J**	**710 J**
Mercury	ug/L	0.7	0.2 U	0.2 U	0.2 U	0.2 U	0.23	0.2 U	0.2 U	0.2 U
Nickel	ug/L	100	6.4	5 U	13	14	21	16	3.9 J	6.5
Potassium	ug/L	NC	1,000 J	2,500	2,100	450 J	2,300	2,500	710 J	720 J
Selenium	ug/L	10	5 U	5 U	5 U	5 U	5 U	5 U	5 U	5 U
Silver	ug/L	50	0.2 U	0.2 U	0.07 J	0.15 J	0.14 J	0.2 U	0.2 U	0.2 U
Sodium	ug/L	20,000	**49,000**	**79,000**	**150,000**	**88,000**	**30,000**	**37,000**	14,000	13,000

Table 2
New York State Department of Environmental Conservation
Ellenville Scrap Iron and Metal - Site No. 356022
Ellenville, New York
Summary of Groundwater Sample Analytical Results - May 2023

		Sample Location:	ESY-EPA-03B	ESY-EPA-03R	ESY-EPA-08	ESY-EPA-08B	ESY-EPA-09	ESY-EPA-10	ESY-EPA-10B	
		Sample Name:	EPA-3B	EPA-3R	EPA-08	EPA-08B	EPA-09	EPA-10	EPA-10B	DUP-01
		Lab Sample ID^ :	23E2461-01/23E2466-01	23E2461-02/23E2466-02	23E2461-07/23E2466-07	23E2461-08/23E2466-08	23E2461-06/23E2466-06	23E2461-03/23E2466-03	23E2461-04/23E2466-04	23E2461-05/23E2466-05
		Sample Date:	5/17/2023	5/17/2023	5/17/2023	5/17/2023	5/17/2023	5/17/2023	5/17/2023	5/17/2023
Analyte	**Unit**	**Class GA Values***	**Results**							
Metals, total (cont.)										
Thallium	ug/L	0.5	0.2 U	0.2 U	0.098 J	0.2 U	0.2 U	0.2 U	0.2 U	0.2 U
Vanadium	ug/L	NC	5 U	5 U	5.7	5 U	14	5 U	5 U	5 U
Zinc	ug/L	2,000	10 U	61	66	23	59	10	22	30
PFAS										
Perfluorobutanoic Acid (PFBA)	ng/L	NC	4.8 J	3.9 U	4	20 UJ	80 UJ	20 UJ	20 UJ	21 UJ
Perfluoropentanoic Acid (PFPeA)	ng/L	NC	1.5 J	0.37 J	3.8	10 UJ	40 UJ	2.4 J	9.9 UJ	10 UJ
Perfluorohexanoic Acid (PFHxA)	ng/L	NC	1.4 J	0.98 U	1.8	1.1 J	20 UJ	5 UJ	5 UJ	5.1 UJ
Perfluoroheptanoic Acid (PFHpA)	ng/L	NC	2.1 UJ	0.98 U	1.3	5 UJ	20 UJ	5 UJ	5 UJ	5.1 UJ
Perfluorooctanoic Acid (PFOA)	ng/L	6.7	2.1 UJ	0.98 U	2.6	5 UJ	20 UJ	5 UJ	5 UJ	5.1 UJ
Perfluorononanoic Acid (PFNA)	ng/L	NC	2.1 UJ	0.98 U	0.96 U	5 UJ	20 UJ	5 UJ	5 UJ	5.1 UJ
Perfluorodecanoic Acid (PFDA)	ng/L	NC	2.1 UJ	1.6	0.95 J	5 UJ	20 UJ	5 UJ	5 UJ	5.1 UJ
Perfluoroundecanoic Acid (PFUnA)	ng/L	NC	2.1 UJ	0.98 U	0.96 U	5 UJ	20 UJ	5 UJ	5 UJ	5.1 UJ
Perfluorododecanoic Acid (PFDoA)	ng/L	NC	2.1 UJ	0.98 U	0.96 U	5 UJ	20 UJ	5 UJ	5 UJ	5.1 UJ
Perfluorotridecanoic Acid (PFTriA)	ng/L	NC	2.1 UJ	0.98 U	0.96 U	5 UJ	20 UJ	5 UJ	5 UJ	5.1 UJ
Perfluorotetradecanoic Acid (PFTeA)	ng/L	NC	2.1 UJ	0.98 U	0.96 U	5 UJ	20 UJ	5 UJ	5 UJ	5.1 UJ
Perfluorobutanesulfonic Acid (PFBS)	ng/L	NC	3.6 J	0.25 J	0.96 U	5 UJ	20 UJ	5 UJ	5 UJ	5.1 UJ
Perfluoropentanesulfonic Acid (PFPeS)	ng/L	NC	2.1 UJ	0.98 U	0.96 U	5 UJ	20 UJ	5 UJ	5 UJ	5.1 UJ
Perfluorohexanesulfonic Acid (PFHxS)	ng/L	NC	2.1 UJ	0.98 U	0.96 U	5 UJ	20 UJ	5 UJ	5 UJ	5.1 UJ
Perfluoroheptanesulfonic Acid (PFHpS)	ng/L	NC	2.1 UJ	0.98 U	0.96 U	5 UJ	20 UJ	5 UJ	5 UJ	5.1 UJ
Perfluorooctanesulfonic Acid (PFOS)	ng/L	2.7	2.1 UJ	**10**	**3.8**	5 UJ	**15 J**	**6.3 J**	5 UJ	5.1 UJ
Perfluorononanesulfonic Acid (PFNS)	ng/L	NC	2.1 UJ	0.98 U	0.96 U	5 UJ	20 UJ	5 UJ	5 UJ	5.1 UJ
Perfluorodecanesulfonic Acid (PFDS)	ng/L	NC	2.1 UJ	0.98 U	0.96 U	5 UJ	20 UJ	5 UJ	5 UJ	5.1 UJ
Perfluorododecane sulfonic acid (PFDoS)	ng/L	NC	2.1 UJ	0.98 U	0.96 U	5 UJ	20 UJ	5 UJ	5 UJ	5.1 UJ
4:2 Fluorotelomer Sulfonate (4:2 FTS)	ng/L	NC	8.2 UJ	3.9 U	3.8 U	20 UJ	80 UJ	20 UJ	20 UJ	21 UJ
6:2 Fluorotelomer Sulfonate (6:2 FTS)	ng/L	NC	8.2 UJ	3.9 U	3.8 U	20 UJ	80 UJ	20 UJ	20 UJ	21 UJ
8:2 Fluorotelomer Sulfonate (8:2 FTS)	ng/L	NC	8.2 UJ	3.9 U	3.8 U	20 UJ	80 UJ	20 UJ	20 UJ	21 UJ
Perfluorooctane Sulfonamide (FOSA)	ng/L	NC	2.1 UJ	2.1	0.96 U	1.7 J	20 UJ	5 UJ	5 UJ	5.1 UJ
N-Methylperfluorooctane sulfonamide (NMeFOSA)	ng/L	NC	2.1 UJ	0.98 U	0.96 U	5 UJ	20 UJ	5 UJ	5 UJ	5.1 UJ
N-Ethylperfluorooctane sulfonamide (NEtFOSA)	ng/L	NC	2.1 UJ	0.98 U	0.96 U	5 UJ	20 UJ	5 UJ	5 UJ	5.1 UJ
N-MeFOSAA	ng/L	NC	2.1 UJ	0.98 U	0.96 UJ	5 UJ	20 UJ	5 UJ	5 UJ	5.1 UJ
N-EtFOSAA	ng/L	NC	2.1 UJ	0.98 U	0.96 UJ	5 UJ	20 UJ	5 UJ	5 UJ	5.1 UJ
N-Methyl perfluorooctane sulfonamido ethanol (NMeFOSE)	ng/L	NC	21 UJ	9.8 U	9.6 UJ	50 UJ	200 UJ	50 UJ	50 UJ	51 UJ
N-Ethyl perfluorooctane sulfonamidoethanol (NEtFOSE)	ng/L	NC	21 UJ	9.8 U	9.6 UJ	50 UJ	200 UJ	50 UJ	50 UJ	51 UJ
HFPO-DA (GenX)	ng/L	NC	8.2 UJ	3.9 U	3.8 U	20 UJ	80 UJ	20 UJ	20 UJ	21 UJ
4,8-dioxa-3H-perfluorononanoic Acid (ADONA)	ng/L	NC	8.2 UJ	3.9 U	3.8 U	20 UJ	80 UJ	20 UJ	20 UJ	21 UJ
9Cl-PF3ONS (F53B Major)	ng/L	NC	8.2 UJ	3.9 U	3.8 U	20 UJ	80 UJ	20 UJ	20 UJ	21 UJ

Table 2
New York State Department of Environmental Conservation
Ellenville Scrap Iron and Metal - Site No. 356022
Ellenville, New York
Summary of Groundwater Sample Analytical Results - May 2023

		Sample Location:	ESY-EPA-03B	ESY-EPA-03R	ESY-EPA-08	ESY-EPA-08B	ESY-EPA-09	ESY-EPA-10	ESY-EPA-10B	
		Sample Name:	EPA-3B	EPA-3R	EPA-08	EPA-08B	EPA-09	EPA-10	EPA-10B	DUP-01
		Lab Sample ID^ :	23E2461-01/23E2466-01	23E2461-02/23E2466-02	23E2461-07/23E2466-07	23E2461-08/23E2466-08	23E2461-06/23E2466-06	23E2461-03/23E2466-03	23E2461-04/23E2466-04	23E2461-05/23E2466-05
		Sample Date:	5/17/2023	5/17/2023	5/17/2023	5/17/2023	5/17/2023	5/17/2023	5/17/2023	5/17/2023
Analyte	**Unit**	**Class GA Values***	**Results**							
PFAS (cont.)										
11Cl-PF3OUdS (F53B Minor)	ng/L	NC	8.2 UJ	3.9 U	3.8 U	20 UJ	80 UJ	20 UJ	20 UJ	21 UJ
3:3 Fluorotelomer carboxylic acid (3:3 FTCA)	ng/L	NC	21 UJ	9.8 U	9.6 U	50 UJ	200 UJ	50 UJ	50 UJ	51 UJ
2H,2H,3H,3H-Perfluorooctanoic acid (5:3 FTCA)	ng/L	NC	100 UJ	49 U	48 U	250 UJ	1,000 UJ	250 UJ	250 UJ	260 UJ
3-Perfluoroheptylpropanoic acid (7:3 FTCA)	ng/L	NC	100 UJ	49 U	48 U	250 UJ	1,000 UJ	250 UJ	250 UJ	260 UJ
Perfluoro(2-ethoxyethane)sulfonic acid (PFEESA)	ng/L	NC	4.1 UJ	2 U	1.9 U	10 UJ	40 UJ	9.9 UJ	9.9 UJ	10 UJ
Perfluoro-3-methoxypropanoic Acid (PFMPA)	ng/L	NC	4.1 UJ	2 U	1.9 U	10 UJ	40 UJ	9.9 UJ	9.9 UJ	10 UJ
Perfluoro(4-methoxybutanoic) Acid (PFMBA)	ng/L	NC	4.1 UJ	2 U	1.9 U	10 UJ	40 UJ	9.9 UJ	9.9 UJ	10 UJ
Perfluoro-3,6-dioxaheptanoic acid (NFDHA)	ng/L	NC	4.1 UJ	2 UJ	1.9 U	10 UJ	40 UJ	9.9 UJ	9.9 UJ	10 UJ

Notes:

ng/L - nanograms per liter.

ug/L - micrograms per liter.

J - Estimated value.

NC - No NYSDEC Class GA Value exists for this analyte.

U - Analyte was not detected at specified quantitation limit.

UJ - Estimated non-detect.

Values shown in bold exceed the listed NYSDEC standards.

VOCs - Volatile Organic Compounds.

PFAS - Per- and Polyfluoroalkyl Substances.

* - NYSDEC Ambient Water Quality Standards and Guidance Values for Class GA water, June 1998 with April 2000 and February 2023 Addenda

(a) - criteria applicable to the sum of the cis and trans isomers.

^ - Lab Sample ID for other/PFAS & Solids analyses; otherwise the Lab sample ID applies to all listed analyses.

Table 3
New York State Department of Environmental Conservation
Ellenville Scrap Iron and Metal - Site No. 356022
Ellenville, New York
Summary of Groundwater Sample Analytical Results - August 2024

		Sample Location:	ESY-EPA-03B	ESY-EPA-08B	ESY-EPA-09	ESY-EPA-10	ESY-EPA-10B	
		Sample Name:	EPA-3B	EPA-8B	EPA-9	EPA-10	EPA-10B	EPA-DUP-01
		Lab Sample ID^:	L2448177-01	L2448177-05	L2448177-06	L2448177-04	L2448177-02	L2448177-03
		Sample Date:	08/22/2024	08/22/2024	08/22/2024	08/22/2024	08/22/2024	08/22/2024
Analyte	**Unit**	**Class GA Values***	**Results**					
VOCs								
Acetone	ug/L	50	1.5 J	5 UJ	5 UJ	5 UJ	5 UJ	5 UJ
Benzene	ug/L	1	0.5 U	0.5 U	0.5 U	0.5 U	0.5 U	0.5 U
Bromochloromethane	ug/L	5	2.5 U	2.5 U	2.5 U	2.5 U	2.5 U	2.5 U
Bromodichloromethane	ug/L	50	0.5 U	0.5 U	0.5 U	0.5 U	0.5 U	0.5 U
Bromoform	ug/L	50	2 U	2 U	2 U	2 U	2 U	2 U
Bromomethane	ug/L	5	2.5 U	2.5 U	2.5 U	2.5 U	2.5 U	2.5 U
2-Butanone	ug/L	50	5 UJ	5 UJ	5 UJ	5 UJ	5 UJ	5 UJ
Carbon disulfide	ug/L	60	5 U	5 U	5 U	5 U	5 U	5 U
Carbon tetrachloride	ug/L	5	0.5 UJ	0.5 UJ	0.5 UJ	0.5 UJ	0.5 UJ	0.5 UJ
Chlorobenzene	ug/L	5	2.5 U	2.5 U	2.5 U	2.5 U	2.5 U	2.5 U
Dibromochloromethane	ug/L	50	0.5 U	0.5 U	0.5 U	0.5 U	0.5 U	0.5 U
Chloroethane	ug/L	5	2.5 UJ	2.5 UJ	2.5 UJ	2.5 UJ	2.5 UJ	2.5 UJ
Chloroform	ug/L	7	2.5 U	2.5 U	2.5 U	2.5 U	2.5 U	2.5 U
Chloromethane	ug/L	5	2.5 U	2.5 U	2.5 U	2.5 U	2.5 U	2.5 U
Cyclohexane	ug/L	NC	10 U	10 U	10 U	10 U	10 U	10 U
1,2-Dibromo-3-chloropropane	ug/L	0.04	2.5 U	2.5 U	2.5 U	2.5 U	2.5 U	2.5 U
1,2-Dibromoethane	ug/L	0.0006	2 U	2 U	2 U	2 U	2 U	2 U
1,2-Dichlorobenzene	ug/L	3	2.5 U	2.5 U	2.5 U	2.5 U	2.5 U	2.5 U
1,3-Dichlorobenzene	ug/L	3	2.5 U	2.5 U	2.5 U	2.5 U	2.5 U	2.5 U
1,4-Dichlorobenzene	ug/L	3	2.5 U	2.5 U	2.5 U	2.5 U	2.5 U	2.5 U
Dichlorodifluoromethane (Freon 12)	ug/L	5	5 U	5 U	5 U	5 U	5 U	5 U
1,1-Dichloroethane	ug/L	5	2.5 U	2.5 U	2.5 U	2.5 U	2.5 U	2.5 U
1,2-Dichloroethane	ug/L	0.6	0.5 U	0.5 U	0.5 U	0.5 U	0.5 U	0.5 U
1,1-Dichloroethene	ug/L	5	0.5 U	0.5 U	0.5 U	0.5 U	0.5 U	0.5 U
cis-1,2-Dichloroethene	ug/L	5	2.5 U	2.5 U	2.5 U	2.5 U	2.5 U	2.5 U
trans-1,2-Dichloroethene	ug/L	5	2.5 U	2.5 U	2.5 U	2.5 U	2.5 U	2.5 U
1,2-Dichloropropane	ug/L	1	1 U	1 U	1 U	1 U	1 U	1 U
cis-1,3-Dichloropropene	ug/L	0.4(a)	0.5 U	0.5 U	0.5 U	0.5 U	0.5 U	0.5 U
trans-1,3-Dichloropropene	ug/L	0.4(a)	0.5 U	0.5 U	0.5 U	0.5 U	0.5 U	0.5 U
1,4-Dioxane	ug/L	0.35	250 UJ	250 UJ	250 UJ	250 UJ	250 UJ	250 UJ
Ethylbenzene	ug/L	5	2.5 U	2.5 U	2.5 U	2.5 U	2.5 U	2.5 U
2-Hexanone	ug/L	50	5 UJ	5 UJ	5 UJ	5 UJ	5 UJ	5 UJ
Isopropylbenzene (Cumene)	ug/L	5	2.5 U	2.5 U	2.5 U	2.5 U	2.5 U	2.5 U
Methyl acetate	ug/L	NC	2 UJ	2 UJ	2 UJ	2 UJ	2 UJ	2 UJ
Methyl tert-butyl ether (MTBE)	ug/L	10	2.5 U	2.5 U	2.5 U	2.5 U	2.5 U	2.5 U
Methylcyclohexane	ug/L	NC	10 U	10 U	10 U	10 U	10 U	10 U

Table 3
New York State Department of Environmental Conservation
Ellenville Scrap Iron and Metal - Site No. 356022
Ellenville, New York
Summary of Groundwater Sample Analytical Results - August 2024

		Sample Location:	ESY-EPA-03B	ESY-EPA-08B	ESY-EPA-09	ESY-EPA-10	ESY-EPA-10B	
		Sample Name:	EPA-3B	EPA-8B	EPA-9	EPA-10	EPA-10B	EPA-DUP-01
		Lab Sample ID^:	L2448177-01	L2448177-05	L2448177-06	L2448177-04	L2448177-02	L2448177-03
		Sample Date:	08/22/2024	08/22/2024	08/22/2024	08/22/2024	08/22/2024	08/22/2024
Analyte	**Unit**	**Class GA Values***	**Results**					
VOCs (cont.)								
Methylene chloride	ug/L	5	2.5 U	2.5 U	2.5 U	2.5 U	2.5 U	2.5 U
4-Methyl-2-pentanone	ug/L	NC	5 UJ	5 UJ	5 UJ	5 UJ	5 UJ	5 UJ
Styrene	ug/L	5	2.5 U	2.5 U	2.5 U	2.5 U	2.5 U	2.5 U
1,1,2,2-Tetrachloroethane	ug/L	5	0.5 U	0.5 U	0.5 U	0.5 U	0.5 U	0.5 U
Tetrachloroethene	ug/L	5	0.5 UJ	0.5 UJ	0.5 UJ	4 J	0.5 UJ	0.5 UJ
Toluene	ug/L	5	2.5 U	2.5 U	2.5 U	2.5 U	2.5 U	2.5 U
1,2,3-Trichlorobenzene	ug/L	5	2.5 U	2.5 U	2.5 U	2.5 U	2.5 U	2.5 U
1,2,4-Trichlorobenzene	ug/L	5	2.5 U	2.5 U	2.5 U	2.5 U	2.5 U	2.5 U
1,1,1-Trichloroethane	ug/L	5	2.5 U	2.5 U	2.5 U	2.5 U	2.5 U	2.5 U
1,1,2-Trichloroethane	ug/L	1	1.5 U	1.5 U	1.5 U	1.5 U	1.5 U	1.5 U
Trichloroethene	ug/L	5	0.5 U	0.5 U	0.5 U	3.5	0.5 U	0.5 U
Trichlorofluoromethane (Freon 11)	ug/L	5	2.5 UJ	2.5 UJ	2.5 UJ	2.5 UJ	2.5 UJ	2.5 UJ
Trichlorotrifluoroethane (Freon 113)	ug/L	5	2.5 U	2.5 U	2.5 U	2.5 U	2.5 U	2.5 U
Vinyl chloride	ug/L	2	1 U	1 U	1 U	1 U	1 U	1 U
m,p-Xylene	ug/L	5	2.5 U	2.5 U	2.5 U	2.5 U	2.5 U	2.5 U
o-Xylene	ug/L	5	2.5 U	2.5 U	2.5 U	2.5 U	2.5 U	2.5 U
Metals, total								
Aluminum	ug/L	NC	3,350 J	745 J	15,200 J	5,110 J	2,290 J	130 J
Antimony	ug/L	3	0.75 J	4 UJ	4 UJ	0.65 J	0.6 J	4 UJ
Arsenic	ug/L	25	**27.22 J**	5.69 J	**49.23 J**	23.25 J	9.53 J	0.72 J
Barium	ug/L	1,000	295.6 J	434.1 J	**1,429 J**	184 J	**1,620 J**	306.9 J
Beryllium	ug/L	3	0.33 J	0.13 J	1.44 J	0.33 J	1.02 J	0.5 UJ
Cadmium	ug/L	5	0.15 J	0.11 J	0.49 J+	0.5	0.1 J	0.2 U
Calcium	ug/L	NC	130,000 J	18,100 J	59,400 J	49,500 J	96,700 J	31,600 J
Chromium	ug/L	50	8.46 J	**145.9 J**	33.96 J	44.56 J	20.1 J	1.47 J
Cobalt	ug/L	NC	6.06 J	8.43 J	22.85 J	44.94 J	9.29 J	0.51 J
Copper	ug/L	200	24.74 J	62.24 J	48.74 J	61.26 J	22.3 J	1.58 J
Iron	ug/L	300	**365,000 J**	**114,000 J**	**245,000 J**	**57,300 J**	**484,000 J**	**21,400 J**
Lead	ug/L	25	18.93 J	0.96 J	**44.77 J**	12.29 J	4.07 J	1 UJ
Magnesium	ug/L	35,000	29,400 J	4,860 J	13,500 J	11,000 J	13,200 J	8,420 J
Manganese	ug/L	300	**2,958 J**	**7,222 J**	**14,750 J**	**3,108 J**	**2,568 J**	**511.7 J**
Mercury	ug/L	0.7	0.2 U	0.2 U	0.1 J	0.2 U	0.2 U	0.2 U
Nickel	ug/L	100	19.98 J	52.15 J	**213.7 J**	92.22 J	40.73 J	2.78 J
Potassium	ug/L	NC	1,300 J	510 J	2,680 J	2,330 J	818 J	360 J
Selenium	ug/L	10	5 UJ	5 UJ	4.8 J	5 UJ	5 UJ	5 UJ
Silver	ug/L	50	0.4 U	0.4 U	0.18 J	0.4 U	0.4 U	0.4 U

Table 3
New York State Department of Environmental Conservation
Ellenville Scrap Iron and Metal - Site No. 356022
Ellenville, New York
Summary of Groundwater Sample Analytical Results - August 2024

		Sample Location:	**ESY-EPA-03B**	**ESY-EPA-08B**	**ESY-EPA-09**	**ESY-EPA-10**	**ESY-EPA-10B**	
		Sample Name:	EPA-3B	EPA-8B	EPA-9	EPA-10	EPA-10B	EPA-DUP-01
		Lab Sample ID^:	L2448177-01	L2448177-05	L2448177-06	L2448177-04	L2448177-02	L2448177-03
		Sample Date:	08/22/2024	08/22/2024	08/22/2024	08/22/2024	08/22/2024	08/22/2024
Analyte	**Unit**	**Class GA Values***	**Results**					
Metals, total (cont.)								
Sodium	ug/L	20,000	**51,600**	**38,100**	**36,300**	**33,400**	13,400	14,500
Thallium	ug/L	0.5	1 U	1 U	1 U	1 U	1 U	1 U
Vanadium	ug/L	NC	4.84 J	2.91 J	22.74	7.46	3.61 J	5 U
Zinc	ug/L	2,000	53.19 J	19.4 J	105.8 J	48.44 J	120.5 J	15.93 J
PFAS								
Perfluorobutanoic acid (PFBA)	ng/L	NC	64 UJ	32 UJ	32 UJ	64 UJ	6.13 U	6.29 U
Perfluoropentanoic acid (PFPeA)	ng/L	NC	32 UJ	16 UJ	16 UJ	32 UJ	3.06 U	3.14 U
Perfluorohexanoic acid (PFHxA)	ng/L	NC	16 UJ	8 UJ	8 UJ	16 UJ	1.53 U	1.57 U
Perfluoroheptanoic acid (PFHpA)	ng/L	NC	16 UJ	8 UJ	1.76 J	16 UJ	1.53 U	1.57 U
Perfluorooctanoic acid (PFOA)	ng/L	6.7	16 UJ	8 UJ	**8.28** J	16 UJ	1.53 U	1.57 U
Perfluorononanoic acid (PFNA)	ng/L	NC	16 UJ	8 UJ	8 UJ	16 UJ	1.53 U	1.57 U
Perfluorodecanoic acid (PFDA)	ng/L	NC	16 UJ	8 UJ	8 UJ	16 UJ	1.53 U	1.57 U
Perfluoroundecanoic acid (PFUnA)	ng/L	NC	16 UJ	8 UJ	8 UJ	16 UJ	1.53 U	1.57 U
Perfluorododecanoic acid (PFDoA)	ng/L	NC	16 UJ	8 UJ	8 UJ	16 UJ	1.53 U	1.57 U
Perfluorotridecanoic acid (PFTrDA)	ng/L	NC	16 UJ	8 UJ	8 UJ	16 UJ	1.53 U	1.57 U
Perfluorotetradecanoic acid (PFTA)	ng/L	NC	16 UJ	8 UJ	8 UJ	16 UJ	1.53 U	1.57 U
Perfluorobutane sulfonic acid (PFBS)	ng/L	NC	16 UJ	8 UJ	8 UJ	16 UJ	1.53 U	1.57 U
Perfluoropentane sulfonic acid (PFPeS)	ng/L	NC	16 UJ	8 UJ	8 UJ	16 UJ	1.53 U	1.57 U
Perfluorohexane sulfonic acid (PFHxS)	ng/L	NC	16 UJ	8 UJ	2.52 J	16 UJ	1.53 U	1.57 U
Perfluoroheptane sulfonic acid (PFHpS)	ng/L	NC	16 UJ	8 UJ	8 UJ	16 UJ	1.53 U	1.57 U
Perfluorooctane sulfonic acid (PFOS)	ng/L	2.7	16 UJ	8 UJ	**14.3 J**	**11.4 J**	1.53 U	1.57 U
Perfluorononane sulfonic acid (PFNS)	ng/L	NC	16 UJ	8 UJ	8 UJ	16 UJ	1.53 U	1.57 U
Perfluorodecane sulfonic acid (PFDS)	ng/L	NC	16 UJ	8 UJ	8 UJ	16 UJ	1.53 U	1.57 U
Perfluorododecane sulfonic acid (PFDoS)	ng/L	NC	16 UJ	8 UJ	8 UJ	16 UJ	1.53 U	1.57 U
6:2 Fluorotelomer sulfonic acid (6:2 FTS)	ng/L	NC	64 UJ	32 UJ	32 UJ	64 UJ	6.13 U	6.29 U
8:2 Fluorotelomer sulfonic acid (8:2 FTS)	ng/L	NC	64 UJ	32 UJ	32 UJ	64 UJ	6.13 U	6.29 U
Perfluorooctane sulfonamide (PFOSA)	ng/L	NC	16 UJ	8 UJ	8 UJ	16 UJ	1.53 U	1.57 U
N-Methylperfluorooctane sulfonamide (NMeFOSA)	ng/L	NC	16 UJ	8 UJ	8 UJ	16 UJ	1.53 U	1.57 U
N-Ethylperfluorooctane sulfonamide (NEtFOSA)	ng/L	NC	16 UJ	8 UJ	8 UJ	16 UJ	1.53 U	1.57 U
N-Methyl perfluorooctane sulfonamido acetic acid (NMeFOSAA)	ng/L	NC	16 UJ	8 UJ	8 UJ	16 UJ	1.53 UJ	1.57 UJ
N-Ethyl perfluorooctane sulfonamido acetic acid (NEtFOSAA)	ng/L	NC	16 UJ	8 UJ	8 UJ	16 UJ	1.53 UJ	1.57 UJ
N-Methyl perfluorooctane sulfonamido ethanol (NMeFOSE)	ng/L	NC	160 UJ	80 UJ	80 UJ	160 UJ	15.3 UJ	15.7 UJ
N-Ethyl perfluorooctane sulfonamidoethanol (NEtFOSE)	ng/L	NC	160 UJ	80 UJ	80 UJ	160 UJ	15.3 UJ	15.7 UJ
Perfluoro-2-methyl-3-oxahexanoic acid (HFPO-DA)	ng/L	NC	64 UJ	32 UJ	32 UJ	64 UJ	6.13 U	6.29 U
4,8-Dioxa-3H-perfluorononanoic acid (DONA)	ng/L	NC	64 UJ	32 UJ	32 UJ	64 UJ	6.13 U	6.29 U
9-Chlorohexadecafluoro-3-oxanonane-1-sulfonic acid (9Cl-PF3ONS)	ng/L	NC	64 UJ	32 UJ	32 UJ	64 UJ	6.13 U	6.29 U

Table 3
New York State Department of Environmental Conservation
Ellenville Scrap Iron and Metal - Site No. 356022
Ellenville, New York
Summary of Groundwater Sample Analytical Results - August 2024

		Sample Location:	ESY-EPA-03B	ESY-EPA-08B	ESY-EPA-09	ESY-EPA-10	ESY-EPA-10B	
		Sample Name:	EPA-3B	EPA-8B	EPA-9	EPA-10	EPA-10B	EPA-DUP-01
		Lab Sample ID^:	L2448177-01	L2448177-05	L2448177-06	L2448177-04	L2448177-02	L2448177-03
		Sample Date:	08/22/2024	08/22/2024	08/22/2024	08/22/2024	08/22/2024	08/22/2024
Analyte	**Unit**	**Class GA Values***	**Results**					
PFAS (cont.)								
11-Chloroeicosafluoro-3-oxaundecane-1-sulfonic acid (11Cl-PF3OUdS)	ng/L	NC	64 UJ	32 UJ	32 UJ	64 UJ	6.13 U	6.29 U
3:3 Fluorotelomer carboxylic acid (3:3 FTCA)	ng/L	NC	80 UJ	40 UJ	40 UJ	80 UJ	7.66 U	7.86 U
1H,1H,2H,2H-Perfluorohexanesulfonic Acid (4:2 FTS)	ng/L	NC	64 UJ	32 UJ	32 UJ	64 UJ	6.13 U	6.29 U
2H,2H,3H,3H-Perfluorooctanoic acid (5:3 FTCA)	ng/L	NC	400 UJ	200 UJ	200 UJ	400 UJ	38.3 U	39.3 U
3-Perfluoroheptylpropanoic acid (7:3 FTCA)	ng/L	NC	400 UJ	200 UJ	200 UJ	400 UJ	38.3 U	39.3 U
Perfluoro(2-ethoxyethane)sulfonic acid (PFEESA)	ng/L	NC	32 UJ	16 UJ	16 UJ	32 UJ	3.06 U	3.14 U
Perfluoro-3-methoxypropanoic acid (PFMPA)	ng/L	NC	32 UJ	16 UJ	16 UJ	32 UJ	3.06 U	3.14 U
Perfluoro-4-methoxybutanoic acid (PFMBA)	ng/L	NC	32 UJ	16 UJ	16 UJ	32 UJ	3.06 U	3.14 U
Perfluoro-3,6-dioxaheptanoic acid (PFPE-3)	ng/L	NC	32 UJ	16 UJ	16 UJ	32 UJ	3.06 U	3.14 U

Notes:
ng/L - nanograms per liter.
ug/L - micrograms per liter.
J - Estimated value.
NC - No NYSDEC Class GA Value exists for this analyte.
U - Analyte was not detected at specified quantitation limit.
UJ - Estimated non-detect.
Values shown in bold exceed the listed NYSDEC standards.
VOCs - Volatile Organic Compounds.
PFAS - Per- and Polyfluoroalkyl Substances.
* - NYSDEC Ambient Water Quality Standards and Guidance Values for Class GA water, June 1998 with April 2000 and February 2023 Addenda
(a) - criteria applicable to the sum of the cis and trans isomers.
^ - Lab Sample ID for other/PFAS & Solids analyses; otherwise the Lab sample ID applies to all listed analyses.

FIGURES

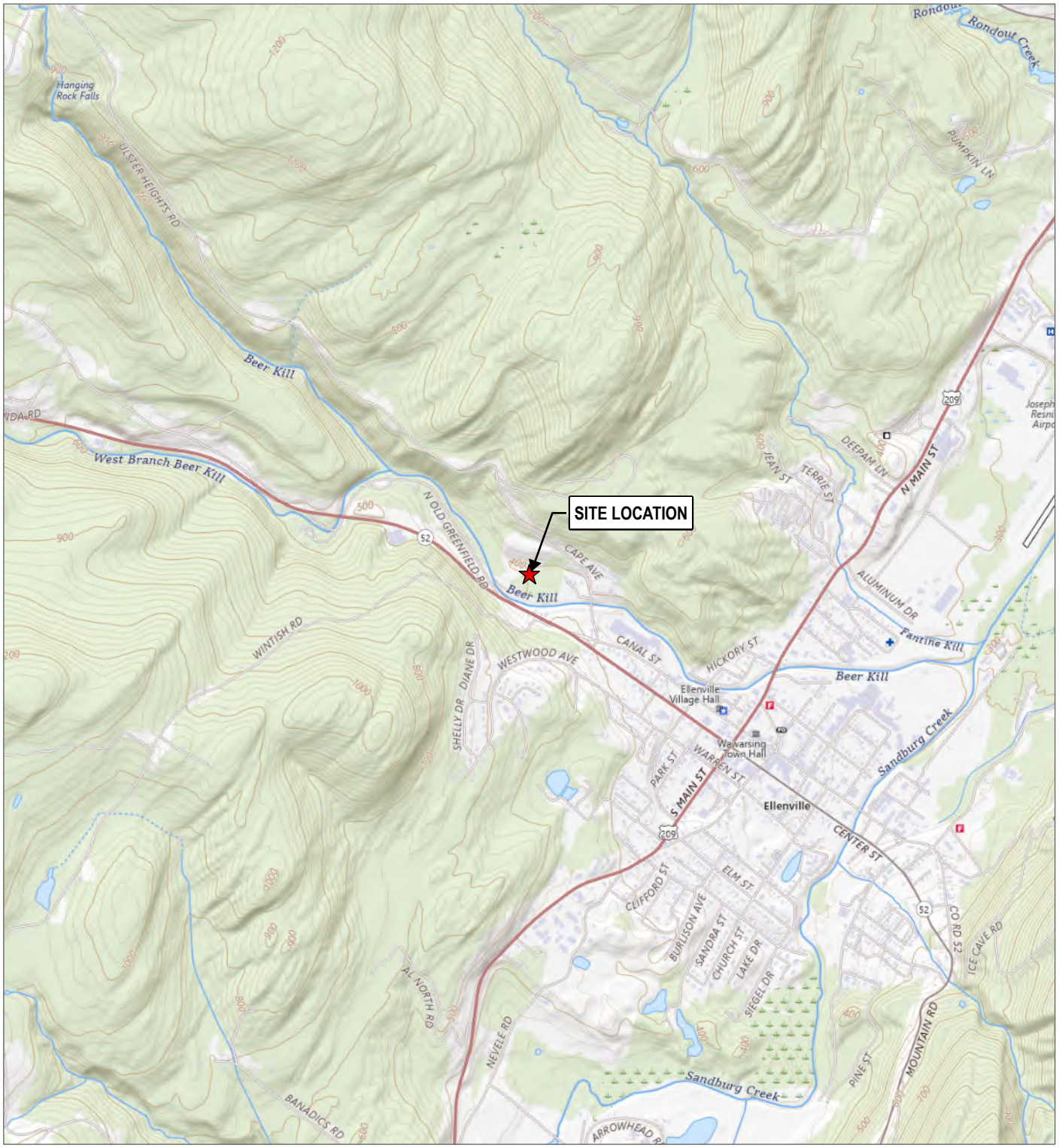

LEGEND

★ SITE LOCATION

BASE MAP: USGS TOPOGRAPHIC MAP SERVICE, ELLENVILLE NEW YORK QUAD
DATA SOURCES: TRC

N

0 1,000 2,000
FEET
1:24,000 1" = 2,000'

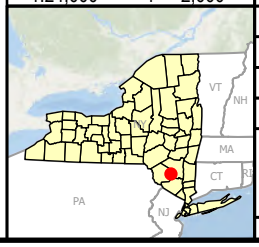

PROJECT:
NEW YORK STATE DEPARTMENT OF ENVIRONMENTAL CONSERVATION
ELLENVILLE SCRAP IRON AND METAL - SITE NO. 356022
34-36 CAPE AVENUE
ELLENVILLE, NEW YORK 12428

TITLE:
SITE LOCATION MAP

DRAWN BY:	L. LILL	PROJ. NO.:	425272.0000.0000
CHECKED BY:	V. COLLINS		
APPROVED BY:	J. KING		**FIGURE 1**
DATE:	DECEMBER 2024		

TRC

3 CORPORATE DRIVE
SUITE 202
CLIFTON PARK, NY 12065
PHONE: 518.348.1190

FILE: PRR_2024

COORDINATE SYSTEM: NAD 1983 STATEPLANE NEW YORK EAST FIPS 3101 FEET; MAP ROTATION: 0
-- SAVED BY: JWEST ON 12/30/2024, 11:02:34 AM; FILE PATH: T:\1-PROJECTS\NYSDEC\425272_ELLENVILLE SCRAP\2-APRX\PRR_2024\PRR_2024.APRX; LAYOUT NAME: FIG01_SITELOC

LEGEND

- TAX PARCEL BOUNDARY
- LANDFILL CAP
- STORMWATER BASIN
- RIP RAP CHANNEL
- ACCESS ROAD
- DRAINAGE SWALE
- CHAIN LINK FENCE
- MONITORING WELL
- ABANDONED MONITORING WELL
- GAS VENT

NOTES:

1. LOCATIONS AND DIMENSIONS OF PHYSICAL FEATURES AND BOUNDARIES ARE APPROXIMATE.

BASE MAP: NEARMAP IMAGERY DATED SEPTEMBER, 2022
DATA SOURCES: TRC
SHEET SIZE: 11X17L

1:1,800
1" = 150'
0 75 150 FEET

PROJECT:
NEW YORK STATE DEPARTMENT OF ENVIRONMENTAL CONSERVATION
ELLENVILLE SCRAP IRON AND METAL - SITE NO. 356022
34-36 CAPE AVENUE
ELLENVILLE, NEW YORK 12428

TITLE:
SITE LAYOUT MAP

DRAWN BY:	L. LILL	PROJ. NO.:	425272.0000.0000
CHECKED BY:	V. COLLINS		FIGURE 2
APPROVED BY:	J. KING		
DATE:	DECEMBER 2024		

TRC
3 CORPORATE DRIVE
SUITE 202
CLIFTON PARK, NY 12065
PHONE: 518.348.1190

FILE: PRR_2024.aprx

Coordinate System: NAD 1983 StatePlane New York East FIPS 3101 Feet, Map Rotation: 30
Saved By: MEST on 12/20/2024, 10:23:53 AM, File Path: T:\-PROJECTS\HSEC-25272_EllenvilleScrap\2-APRX\PRR_2024\PRR_2024.aprx, Layout Name: Fig02_SiteLayout

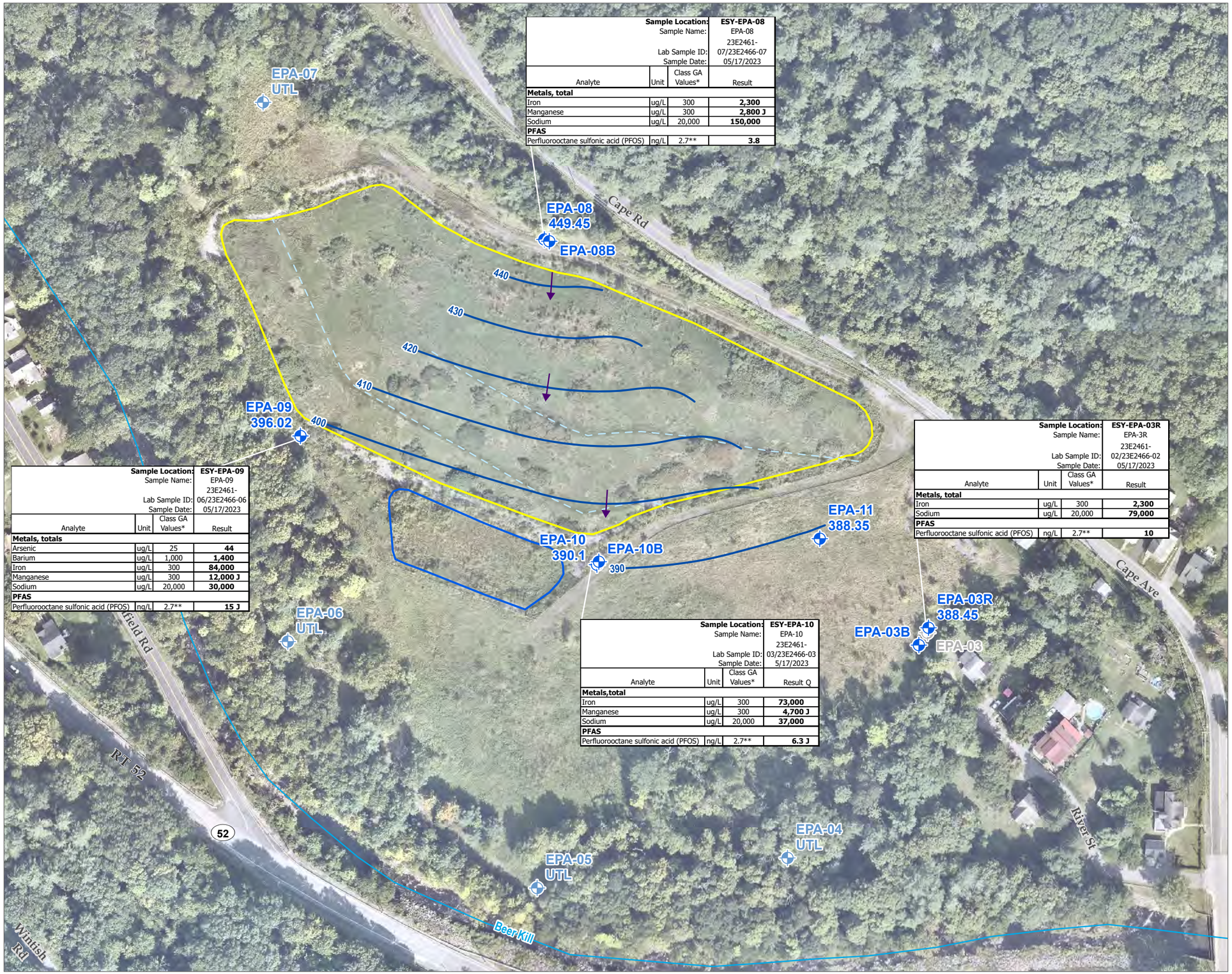

	Sample Location:	ESY-EPA-08
	Sample Name:	EPA-08
	Lab Sample ID:	23E2461-07/23E2466-07
	Sample Date:	05/17/2023
Analyte	**Unit**	**Class GA Values***	**Result**
Metals, total			
Iron	ug/L	300	**2,300**
Manganese	ug/L	300	**2,800 J**
Sodium	ug/L	20,000	**150,000**
PFAS			
Perfluorooctane sulfonic acid (PFOS)	ng/L	2.7**	**3.8**

	Sample Location:	ESY-EPA-09
	Sample Name:	EPA-09
	Lab Sample ID:	23E2461-06/23E2466-06
	Sample Date:	05/17/2023
Analyte	**Unit**	**Class GA Values***	**Result**
Metals, totals			
Arsenic	ug/L	25	**44**
Barium	ug/L	1,000	**1,400**
Iron	ug/L	300	**84,000**
Manganese	ug/L	300	**12,000 J**
Sodium	ug/L	20,000	**30,000**
PFAS			
Perfluorooctane sulfonic acid (PFOS)	ng/L	2.7**	**15 J**

	Sample Location:	ESY-EPA-03R
	Sample Name:	EPA-3R
	Lab Sample ID:	23E2461-02/23E2466-02
	Sample Date:	05/17/2023
Analyte	**Unit**	**Class GA Values***	**Result**
Metals, total			
Iron	ug/L	300	**2,300**
Sodium	ug/L	20,000	**79,000**
PFAS			
Perfluorooctane sulfonic acid (PFOS)	ng/L	2.7**	**10**

	Sample Location:	ESY-EPA-10
	Sample Name:	EPA-10
	Lab Sample ID:	23E2461-03/23E2466-03
	Sample Date:	5/17/2023
Analyte	**Unit**	**Class GA Values***	**Result Q**
Metals,total			
Iron	ug/L	300	**73,000**
Manganese	ug/L	300	**4,700 J**
Sodium	ug/L	20,000	**37,000**
PFAS			
Perfluorooctane sulfonic acid (PFOS)	ng/L	2.7**	**6.3 J**

LEGEND

- LANDFILL CAP
- STORMWATER BASIN
- DRAINAGE SWALE
- GROUNDWATER FLOW DIRECTION
- GROUNDWATER CONTOUR (10' INTERVALS)
- MONITORING WELL
- ABANDONED MONITORING WELL

NOTES:

1. LOCATIONS AND DIMENSIONS OF PHYSICAL FEATURES AND BOUNDARIES ARE APPROXIMATE.
2. GROUNDWATER SURFACE ELEVATIONS WERE COLLECTED ON MAY 16, 2023.
3. GROUNDWATER SAMPLES WERE COLLECTED ON MAY 17, 2023.
4. ALL SAMPLES COLLECTED WERE SUBMITTED FOR LABORATORY ANALYSIS OF VOCS, TOTAL METALS, AND PFAS.
5. FOR FIGURE CLARITY, CONSTITUENTS AND INDIVIDUAL COMPOUNDS NOT SHOWN WERE EITHER NOT DETECTED OR DID NOT EXCEED THEIR RESPECTIVE NYSDEC CLASS GA VALUES.
6. VALUES SHOWN IN **BOLD** EXCEED THE LISTED NYSDEC STANDARDS.

ACRONYMS:
ng/L - NANOGRAMS PER LITER
ug/L - MICROGRAMS PER LITER
J - ESTIMATED VALUE
PFAS - PER- AND POLYFLUOROALKYL SUBSTANCES
UTL - UNABLE TO LOCATE
* - NYSDEC AMBIENT WATER QUALITY STANDARDS AND GUIDANCE VALUES FOR CLASS GA WATER, JUNE 1998 WITH APRIL 2000 AND FEBRUARY 2023 ADDENDA

BASE MAP: NEARMAP IMAGERY DATED SEPTEMBER, 2022
DATA SOURCES: TRC

1:1,560
1" = 130'
0 65 130 FEET

PROJECT:
NEW YORK STATE DEPARTMENT OF ENVIRONMENTAL CONSERVATION
ELLENVILLE SCRAP IRON AND METAL - SITE NO. 356022
34-36 CAPE AVENUE
ELLENVILLE, NEW YORK 12428

TITLE:
OVERBURDEN GROUNDWATER MONITORING MAP - MAY 2023

DRAWN BY:	L. LILL	PROJ. NO.:	425272.0000.0000
CHECKED BY:	V. COLLINS		FIGURE 3
APPROVED BY:	J. KING		
DATE:	DECEMBER 2024		

TRC
3 CORPORATE DRIVE
SUITE 202
CLIFTON PARK, NY 12065
PHONE: 518.348.1190

FILE: PRR_2024.aprx

Coordinate System: NAD 1983 2011 StatePlane New York East FIPS 3101 FT US; Map Rotation: 0
Saved By: JWEST on 12/20/2024, 11:02:34 AM; File Path: T:\PROJECTS\VODEC\425272_EllenvilleScrap\2-APRX\PRR_2024\PRR_2024.aprx; Layout Name: Fig03_Overburden_Groundwater_Monitoring_May_2023

Sample Location:	ESY-EPA-09
Sample Name:	EPA-9
Lab Sample ID:	L2448177-06
Sample Date:	08/22/2024

Analyte	Unit	Class GA Values*	Result
Metals, total			
Arsenic	ug/L	25	**49.23 J**
Barium	ug/L	1,000	**1,429 J**
Iron	ug/L	300	**245,000 J**
Lead	ug/L	25	**44.77 J**
Manganese	ug/L	300	**14,750 J**
Nickel	ug/L	100	**213.7 J**
Sodium	ug/L	20,000	**36,300**
PFAS			
Perfluorooctane sulfonic acid (PFOS)	ng/L	2.7**	**14.3 J**
Perfluorooctanoic acid (PFOA)	ng/L	6.7**	**8.28 J**

Sample Location:	ESY-EPA-10
Sample Name:	EPA-10
Lab Sample ID:	L2448177-04
Sample Date:	08/22/2024

Analyte	Unit	Class GA Values*	Result
Metals, total			
Iron	ug/L	300	**57,300 J**
Manganese	ug/L	300	**3,108 J**
Sodium	ug/L	20,000	**33,400**
PFAS			
Perfluorooctane sulfonic acid (PFOS)	ng/L	2.7**	**11.4 J**

LEGEND

- LANDFILL CAP
- STORMWATER BASIN
- DRAINAGE SWALE
- GROUNDWATER CONTOUR (10' INTERVALS)
- GROUNDWATER FLOW DIRECTION
- MONITORING WELL
- ABANDONED MONITORING WELL

NOTES:

1. LOCATIONS AND DIMENSIONS OF PHYSICAL FEATURES AND BOUNDARIES ARE APPROXIMATE.
2. GROUNDWATER SURFACE ELEVATIONS WERE COLLECTED ON AUGUST 13, 2024.
3. GROUNDWATER SAMPLES WERE COLLECTED ON AUGUST 22, 2024.
4. ALL SAMPLES COLLECTED WERE SUBMITTED FOR LABORATORY ANALYSIS OF VOCS, TOTAL METALS, AND PFAS.
5. FOR FIGURE CLARITY, CONSTITUENTS AND INDIVIDUAL COMPOUNDS NOT SHOWN WERE EITHER NOT DETECTED OR DID NOT EXCEED THEIR RESPECTIVE NYSDEC CLASS GA VALUES.
6. VALUES SHOWN IN **BOLD** EXCEED THE LISTED NYSDEC STANDARDS.

ACRONYMS:
ng/L - NANOGRAMS PER LITER
ug/L - MICROGRAMS PER LITER
J - ESTIMATED VALUE
PFAS - PER- AND POLYFLUOROALKYL SUBSTANCES
UTL - UNABLE TO LOCATE
* - NYSDEC AMBIENT WATER QUALITY STANDARDS AND GUIDANCE VALUES FOR CLASS GA WATER, JUNE 1998 WITH APRIL 2000 AND FEBRUARY 2023 ADDENDA

BASE MAP: NEARMAP IMAGERY DATED SEPTEMBER, 2022
DATA SOURCES: TRC

1:1,560
1" = 130'
0 65 130 FEET

PROJECT:
NEW YORK STATE DEPARTMENT OF ENVIRONMENTAL CONSERVATION
ELLENVILLE SCRAP IRON AND METAL - SITE NO. 356022
34-36 CAPE AVENUE
ELLENVILLE, NEW YORK 12428

TITLE:
OVERBURDEN GROUNDWATER MONITORING MAP - AUGUST 2024

DRAWN BY:	L. LILL	PROJ. NO.:	425272.0000.0000
CHECKED BY:	V. COLLINS		
APPROVED BY:	J. KING		FIGURE 4
DATE:	DECEMBER 2024		

TRC
3 CORPORATE DRIVE
SUITE 202
CLIFTON PARK, NY 12065
PHONE: 518.348.1190

FILE: PRR_2024.aprx

Coordinate System: NAD 1983 2011 StatePlane New York East FIPS 3101 FtUS; Map Rotation: 0
Saved By: JWEST on 12/20/2024, 11:02:34 AM; File Path: T:\PROJECTS\NYSDEC\425272_EllenvilleScrap\2-APRX\PRR_2024\PRR_2024.aprx; Layout Name: Fig04_Overburden_Groundwater_Monitoring_August_2024

Sample Location:			ESY-EPA-08B
Sample Name:			EPA-08B
Lab Sample ID:			23E2461-08
Sample Date:			05/17/2023
Analyte	Unit	Class GA Values*	Result
Metals, total			
Iron	ug/L	300	**42,000**
Manganese	ug/L	300	**4,200 J**
Sodium	ug/L	20,000	**88,000**

Sample Location:			ESY-EPA-10B	
Sample Name:			EPA-10B	DUP-01
Lab Sample ID:			23E2461-04	23E2461-05
Sample Date:			05/17/2023	05/17/2023
Analyte	Unit	Class GA Values*	Results	
Metals				
Iron	ug/L	300	**25,000**	**33,000**
Manganese	ug/L	300	**480 J**	**710 J**

Sample Location:			ESY-EPA-03B
Sample Name:			EPA-3B
Lab Sample ID:			23E2461-01
Sample Date:			05/17/2023
Analyte	Unit	Class GA Values*	Result
Metals, total			
Iron	ug/L	300	**22,000**
Manganese	ug/L	300	**1,500 J**
Sodium	ug/L	20,000	**49,000**

LEGEND

- LANDFILL CAP
- STORMWATER BASIN
- DRAINAGE SWALE
- GROUNDWATER CONTOUR (10' INTERVALS)
- GROUNDWATER FLOW DIRECTION
- MONITORING WELL
- ABANDONED MONITORING WELL

NOTES:

1. LOCATIONS AND DIMENSIONS OF PHYSICAL FEATURES AND BOUNDARIES ARE APPROXIMATE.
2. GROUNDWATER SURFACE ELEVATIONS WERE COLLECTED ON MAY 16, 2023.
3. GROUNDWATER SAMPLES WERE COLLECTED ON MAY 17, 2023.
4. ALL SAMPLES COLLECTED WERE SUBMITTED FOR LABORATORY ANALYSIS OF VOCS, TOTAL METALS, AND PFAS.
5. FOR FIGURE CLARITY, CONSTITUENTS AND INDIVIDUAL COMPOUNDS NOT SHOWN WERE EITHER NOT DETECTED OR DID NOT EXCEED THEIR RESPECTIVE NYSDEC CLASS GA VALUES.
6. VALUES SHOWN IN **BOLD** EXCEED THE LISTED NYSDEC STANDARDS.

ACRONYMS:
ng/L - NANOGRAMS PER LITER
ug/L - MICROGRAMS PER LITER
J - ESTIMATED VALUE
PFAS - PER- AND POLYFLUOROALKYL SUBSTANCES
* - NYSDEC AMBIENT WATER QUALITY STANDARDS AND GUIDANCE VALUES FOR CLASS GA WATER, JUNE 1998 WITH APRIL 2000 AND FEBRUARY 2023 ADDENDA

BASE MAP: NEARMAP IMAGERY DATED SEPTEMBER, 2022
DATA SOURCES: TRC

1:1,560
1" = 130'
0 65 130 FEET

PROJECT:
NEW YORK STATE DEPARTMENT OF ENVIRONMENTAL CONSERVATION
ELLENVILLE SCRAP IRON AND METAL - SITE NO. 356022
34-36 CAPE AVENUE
ELLENVILLE, NEW YORK 12428

TITLE:
BEDROCK GROUNDWATER MONITORING MAP - MAY 2023

DRAWN BY:	L. LILL	PROJ. NO.:	425272.0000.0000
CHECKED BY:	V. COLLINS		FIGURE 5
APPROVED BY:	J. KING		
DATE:	DECEMBER 2024		

TRC
3 CORPORATE DRIVE
SUITE 202
CLIFTON PARK, NY 12065
PHONE: 518.348.1190

FILE: PRR_2024.aprx

Coordinate System: NAD 1983 2011 StatePlane New York East FIPS 3101 Ft US; Map Rotation: 0
Saved By JWEST on 12/20/2024 11:02:24 AM; File Path: T:\1-PROJECTS\NYSDEC\425272_EllenvilleScrap\2-APRX\PRR_2024\PRR_2024.aprx; Layout Name: Fig05_Bedrock_Groundwater_Monitoring_May_2023

	Sample Location:	ESY-EPA-08B
	Sample Name:	EPA-8B
	Lab Sample ID:	L2448177-05
	Sample Date:	08/22/2024
Analyte / Unit / Class GA Values*		Result
Metals, total		
Chromium / ug/L / 50		**145.9 J**
Iron / ug/L / 300		**114,000 J**
Manganese / ug/L / 300		**7,222 J**
Sodium / ug/L / 20,000		**38,100**

	Sample Location:	ESY-EPA-10B	
	Sample Name:	EPA-10B	EPA-DUP-01
	Lab Sample ID:	L2448177-02	L2448177-03
	Sample Date:	08/22/2024	08/22/2024
Analyte / Unit / Class GA Values*		Result	Result
Metals, total			
Barium / ug/L / 1,000		**1,620 J**	306.9 J
Iron / ug/L / 300		**484,000 J**	**21,400 J**
Manganese / ug/L / 300		**2,568 J**	**511.7 J**

	Sample Location:	ESY-EPA-03B
	Sample Name:	EPA-3B
	Lab Sample ID:	L2448177-01
	Sample Date:	08/22/2024
Analyte / Unit / Class GA Values*		Result
Metals, total		
Arsenic / ug/L / 25		**27.22 J**
Iron / ug/L / 300		**365000 J**
Manganese / ug/L / 300		**2958 J**
Sodium / ug/L / 20,000		**51600**

LEGEND

- LANDFILL CAP
- STORMWATER BASIN
- DRAINAGE SWALE
- GROUNDWATER CONTOUR (10' INTERVALS)
- GROUNDWATER FLOW DIRECTION
- MONITORING WELL
- ABANDONED MONITORING WELL

NOTES:

1. LOCATIONS AND DIMENSIONS OF PHYSICAL FEATURES AND BOUNDARIES ARE APPROXIMATE.
2. GROUNDWATER SURFACE ELEVATIONS WERE COLLECTED ON AUGUST 13, 2024.
3. GROUNDWATER SAMPLES WERE COLLECTED ON AUGUST 22, 2024.
4. ALL SAMPLES COLLECTED WERE SUBMITTED FOR LABORATORY ANALYSIS OF VOCS, TOTAL METALS, AND PFAS.
5. FOR FIGURE CLARITY, CONSTITUENTS AND INDIVIDUAL COMPOUNDS NOT SHOWN WERE EITHER NOT DETECTED OR DID NOT EXCEED THEIR RESPECTIVE NYSDEC CLASS GA VALUES.
6. VALUES SHOWN IN **BOLD** EXCEED THE LISTED NYSDEC STANDARDS.

ACRONYMS:
ng/L - NANOGRAMS PER LITER
ug/L - MICROGRAMS PER LITER
J - ESTIMATED VALUE
PFAS - PER AND POLYFLUOROALKYL SUBSTANCES
* - NYSDEC AMBIENT WATER QUALITY STANDARDS AND GUIDANCE VALUES FOR CLASS GA WATER, JUNE 1998 WITH APRIL 2000 AND FEBRUARY 2023 ADDENDA

BASE MAP: NEARMAP IMAGERY DATED SEPTEMBER, 2022
DATA SOURCES: TRC

1:1,560
1" = 130'
0 65 130 FEET

PROJECT:
NEW YORK STATE DEPARTMENT OF ENVIRONMENTAL CONSERVATION
ELLENVILLE SCRAP IRON AND METAL - SITE NO. 356022
34-36 CAPE AVENUE
ELLENVILLE, NEW YORK 12428

TITLE:
BEDROCK GROUNDWATER MONITORING MAP - AUGUST 2024

DRAWN BY:	L. LILL	PROJ. NO.:	425272.0000.0000
CHECKED BY:	V. COLLINS		
APPROVED BY:	J. KING		FIGURE 6
DATE:	DECEMBER 2024		

TRC
3 CORPORATE DRIVE
SUITE 202
CLIFTON PARK, NY 12065
PHONE: 518.348.1190

FILE: PRR_2024.aprx

Coordinate System: NAD 1983 2011 StatePlane New York East FIPS 3101 Ft US; Map Rotation: 0
Saved By: JWEST on 12/30/2024, 11:02:34 AM; File Path: T:\-PROJECTS\NYSDEC-425272_EllenvilleScrap\2-APRX\PRR_2024\PRR_2024.aprx; Layout Name: Fig06_Bedrock_Groundwater_Monitoring_August_2024

APPENDIX A

CUSTODIAL RECORD

PERTINENT SITE DOCUMENTS

ELLENVILE SCRAP IRON AND METAL (356022)

Frimpter, M.H.*: Ground-water Resources of Orange and Ulster Counties, New York: U.S. Geological Survey Water-Supply Paper 1985*, 1972.NYSDEC, *Notification to Investigate a Potential Hazardous Waste Disposal Site*, DEC Site No. 356022, Ellenville Scrap Iron Co. April 1993.

EPA*, Hazard Ranking System Documentation Package, Ellenville Scrap Iron and Metal, Ellenville, Ulster County, New York*, CERCLIS ID No.: NYSFN204190, Volume 1 of 2. August 2001.

Weston Solutions, Inc.: *Site Clean-up and Radiation Survey, Ellenville Scrap Iron and Metal Site*, Ellenville, Ulster County, New York, 2006.HDR/O'Brien & Gere Joint Venture, *Remedial Investigation/Feasibility Study Work Plan Ellenville Scrap Metal – RI/FS.* October 2009.

HDR/O'Brien & Gere Joint Venture*, Final Remedial Investigation Report Ellenville Iron and Scrap Metal – RI/FS.* July 2010.

HDR/O'Brien & Gere Joint Venture, *Final Feasibility Study Report Ellenville Iron and Scrap Metal – RI/FS.* July 2010.

HDR/O'Brien & Gere Joint Venture, *Pre-Design Investigation Report Ellenville Scrap Iron and Metal Superfund Site.* February 2011.

HDR/O'Brien & Gere Joint Venture, *Design Analysis Report Ellenville Scrap Iron and Metal Superfund Site*. March 2011.

HDR/O'Brien & Gere Joint Venture, *Final Remedial Action Report,* Ellenville Scrap Iron and Metal Superfund Site. August 2012.

HDR/O'Brien & Gere Joint Venture, *Final Site Management Plan*, Ellenville Scrap Iron and Metal Superfund Site, August 2013.

TRC Engineers, Inc., *Modification of the Site Management Plan*, Ellenville Scrap Iron and Metal – Site No. 356022. March 2016.

TRC Engineers, Inc., *Periodic Review Report, Period Ending December 31, 2017*, Ellenville Scrap Iron and Metal Site. March 2018.

TRC Engineers, Inc., *Periodic Review Report, Period Ending December 31, 2018*, Ellenville Scrap Iron and Metal Site. March 2019.

TRC Engineers, Inc., *Periodic Review Report, January 2021-July 2021,* Ellenville Scrap Iron and Metal. August 2021.

TRC Engineers, Inc., *Site Management Report, January 2023-December 2023,* Ellenville Scrap Iron and Metal Site. March 2024.

TRC Engineers, Inc., *Site Management Plan Addendum No. 1,* Ellenville Scrap Iron and Metal. January 2024.

New York State Department of Environmental Conservation
Ellenville Scrap Iron and Metal - Site No. 356022
Ellenville, New York
Monitoring Well Construction Summary

Monitoring Well	Installation Date	Well Diameter (inches)	Well Material	Total Depth (feet bgs)	Screened Formation	Screen			Elevation (feet AMSL)			Location	
						Top (feet bgs)	Bottom (feet bgs)	Length (feet)	Top of Riser (TOR)	Screen		Northing*	Easting*
										Top	Bottom		
EPA-03**	4/16/2008	2	PVC	18	Overburden	13.0	18.0	5	400.57	387.57	382.57	1052781.72	518294.71
EPA-03B	8/19/2011	4	Steel Casing	49.5	Bedrock - Open borehole	14.5	49.5	30	397.14	N/A	N/A	1052765.18	518283.15
EPA-03R	7/10/2012	2	PVC	16.5	Overburden	6.5	16.5	10	399.79	393.29	383.29	1052788.37	518296.11
EPA-04	4/15/2008	2	PVC Riser / SS Screen	20.5	Overburden	15.5	20.5	5	395.99	380.49	375.49	1052479.48	518106.84
EPA-05	4/16/2008	2	PVC	27	Overburden	22	27	5	402.32	380.32	375.32	1052439.06	517770.62
EPA-06	4/10/2008	2	SS Steel	35	Overburden	30	35	5	410.80	380.80	375.80	1052769.90	517435.94
EPA-07	4/9/2008	2	PVC	27.5	Overburden	25	30	5	457.97	432.97	427.97	1053493.63	517402.71
EPA-08	8/17/2011	2	PVC	8	Overburden	3	8	5	452.52	449.52	444.52	1053309.68	517780.34
EPA-08B	8/19/2011	4	Steel Casing	26.3	Bedrock - Open borehole	6.5	26.3	20	450.76	444.26	424.46	1053307.22	517786.94
EPA-09	9/3/2011	2	PVC	18	Overburden	8	18	10	411.02	403.02	393.02	1053045.84	517452.94
EPA-10	8/31/2011	2	PVC	28	Overburden	13	28	15	404.17	391.17	376.17	1052873.08	517850.93
EPA-10B	8/30/2011	4	Steel Casing	55.5	Bedrock - Open borehole	40.5	55.5	15	404.28	363.78	348.78	1052877.07	517853.54
EPA-11	8/22/2011	2	PVC	7.5	Overburden	3.5	7.5	4	397.24	393.74	389.74	1052908.00	518150.13

Notes

AMSL : above mean sea level
feet bgs : feet below ground surface
PVC : polyvinyl chloride
N/A : not available
Grey : abandoned
* Coordinate System - NAD83 New York State Plane Central Feet
**EPA-03 decomissioned on July 10, 2012

APPENDIX B

New York State Department of Environmental Conservation
Ellenville Scrap Iron and Metal Site, Site Number: 356022
Ellenville, NY

Site-Wide Inspection Checklist

Type of Inspection: ☒ Semi-annual ☐ Storm-Driven ☐ Other:_____

I. SITE INFORMATION

Site Name: Ellenville Scrap Iron + Metal	**Date of Inspection:** March 24, 2022
Location and Region: Ellenville, NY	**Site ID:** 356022
Agency, office, or company leading the annual review:	**Weather/temperature:** Light precipitation, 40 F

Remedy Includes: (Check all that apply)

- ☐ Monitored natural attenuation
- ☐ Access controls
- ☒ Institutional controls
- ☐ Groundwater containment
- ☐ Groundwater pump and treatment
- ☒ Surface water collection and treatment
- ☒ Other Landfill cap and supporting features

Attachments: ☐ Monitoring Well Construction Information ☒ Site map attached

II. INTERVIEWS (Check all that apply)

1. **Local regulatory authorities and response agencies** (i.e., State and Tribal offices, emergency response office, police department, office of public health or environmental health, zoning office, recorder of deeds, or other city and county offices, etc.) Fill in all that apply.

Agency NYSDEC
Contact Michael Squire | Project Manager | | (518) 402-9546
Name | Title | Date | Phone no.
Problems; suggestions; ☐ Report attached _____

Agency _____
Contact _____ | _____ | _____ | _____
Name | Title | Date | Phone no.
Problems; suggestions; ☐ Report attached _____

Agency _____
Contact _____ | _____ | _____ | _____
Name | Title | Date | Phone no.
Problems; suggestions; ☐ Report attached _____

Agency _____
Contact _____ | _____ | _____ | _____
Name | Title | Date | Phone no.
Problems; suggestions; ☐ Report attached _____

Agency _____
Contact _____ | _____ | _____ | _____
Name | Title | Date | Phone no.
Problems; suggestions; ☐ Report attached _____

2. **Other interviews** (optional) ☐ Report attached.

III. DOCUMENTS & RECORDS MAINTAINED AT TRC OFFICES VERIFIED (Check all that apply)

(Completed in-office, prior to site visit)

1. **O&M Documents**

☒ SMP	☒ Readily available	☐ Up to date	☐ N/A
☒ As-built drawings	☒ Readily available	☐ Up to date	☐ N/A
☐ Maintenance logs	☐ Readily available	☐ Up to date	☐ N/A

Remarks

2. **Site-Specific Health and Safety Plan** ☒ Readily available ☒ Up to date ☐ N/A
   ☐ Contingency plan/emergency response plan ☐ Readily available ☐ Up to date ☐ N/A
   Remarks

3. **OSHA Training Records**
   Personnel: Name: ☐ Readily available ☐ Up to date ☒ N/A
   Remarks

4. **Previous Periodic Review Report (PRR)** ☒ Readily available ☒ Up to date ☐ N/A
   Remarks

IV. O&M COSTS

1. **O&M Organization**
   - ☐ State in-house
   - ☐ PRP in-house
   - ☐ Federal Facility in-house
   - ☒ Contractor for State
   - ☐ Contractor for PRP
   - ☐ Contractor for Federal Facility
   - ☒ Other Routine site management activities performed by TRC Engineers, Inc.

2. **O&M Cost Records**
   ☒ Readily available ☒ Up to date
   ☒ Funding mechanism/agreement in place

3. **Unanticipated or Unusually High O&M Costs During Review Period**
   Describe costs and reasons: Not applicable

4. **Possible Expenditures required to address site deficiencies**
   Possible contractor costs to remove vegetation from northern rip-rap drainage channel.

V. ACCESS AND INSTITUTIONAL CONTROLS

A. Fencing

1. **Fencing damaged** ☐ Location shown on site map ☒ N/A
   Remarks_____

B. Gates

1. **Site Entrance Slide Gate** ☐ Location shown on site map ☐ N/A
   Condition: ☒ Good ☐ Needs maintenance ☐ N/A
   Remarks_____
2. **Basin Swing Gate** ☐ Location shown on site map ☐ N/A
   Condition: ☒ Good ☐ Needs maintenance ☐ N/A
   Remarks_____
3. **Landfill Main Gate** ☐ Location shown on site map ☐ N/A
   Condition: ☒ Good ☐ Needs maintenance ☐ N/A
   Remarks_____
4. **Parking Area Swing Gate** ☐ Location shown on site map ☐ N/A
   Condition: ☒ Good ☐ Needs maintenance ☐ N/A
   Remarks_____

C. Other Access Restrictions

1. **Signs and other security measures** ☐ Location shown on site map ☐ N/A
   Condition: ☒ Good ☐ Needs maintenance ☐ N/A
   Remarks_____
2. **Guardrails** ☐ Location shown on site map ☐ N/A
   Condition: ☒ Good ☐ Needs maintenance ☐ N/A
   Remarks_____

D. Institutional Controls (ICs) - See Section 2.3 of SMP (Attached)

1. **Implementation and enforcement**

Site conditions imply ICs not properly implemented ☐ Yes ☒ No ☐ N/A
Site conditions Imply ICs not being fully enforced ☐ Yes ☒ No ☐ N/A

Type of monitoring (*e.g.* , self-reporting, drive-by) Self-reporting
Frequency Every 5 quarters and as-needed
Responsible party/agency NYSDEC
Contact Michael Squire (Name) Project Manager (Title) 3/24/2022 (Date) (518) 402-9546 (Phone no.)

Reporting is up-to-date ☒ Yes ☐ No ☐ N/A
Reports are verified by the lead agency ☒ Yes ☐ No ☐ N/A

Specific requirements in deed or decision document have been met ☒ Yes ☐ No ☐ N/A
Site conditions imply ICs not properly implemented ☐ Yes ☒ No ☐ N/A
Other problems or suggestions: ☐ Report attached
Overgrown vegetation noted within northern rip-rap drainage channel.

2. **Adequacy** ☒ ICs are adequate ☐ ICs are inadequate ☐ N/A
Remarks

E. General

1. **Vandalism/trespassing** ☐ Location shown on site map ☒ No vandalism evident
Remarks

2. **Land use changes on-site** ☒ N/A
Remarks

3. **Land use changes off-site** ☒ N/A
Remarks

VI. GENERAL SITE CONDITIONS

A. Access Roads ☒ Applicable ☐ N/A

1. **Roads damaged** ☒ Location shown on site map ☒ Roads adequate ☐ N/A
Remarks Low wet spot/standing water near the northwest corner of the interior fence line.

B. Other Site Conditions

1. **Litter** ☐ Litter present on Site ☒ No litter present
Remarks

2. **Heaved areas** ☐ Location shown on site map ☒ No heaving evident
Remarks

3. **Other**
Overgrown vegetation noted within northern rip-rap drainage channel.

VII. LANDFILL COVERS

A. Landfill Surface

1. **Settlement** (Low spots) ☐ Location shown on site map ☒ Settlement not evident
Areal extent_____ Depth_____
Remarks_____

2. **Cracks** ☐ Location shown on site map ☒ Cracking not evident
Lengths_____ Widths_____ Depths_____
Remarks_____

3. **Erosion** ☐ Location shown on site map ☒ Erosion not evident
Areal extent_____ Depth_____
Remarks_____

4. **Holes/ Rodent Burrows** ☒ Location shown on site map ☐Holes not evident
Areal extent_____ Depth_____
Remarks Several rodent burrows were identified on the western portion of the cap. See attached site map and photographic log.

5. **Vegetative Restoration** ☒ Grass ☒ Cover properly established ☒ No signs of stress
☐ Trees/Shrubs (indicate size and locations on a diagram)
Remarks_____

6. **Deep Rooted Vegetation** ☐ Location shown on site map ☒ Not evident
☐ Trees/Shrubs (indicate size and locations on a diagram) ☐ Roots appear to breach cap
Remarks Overgrown vegetation in northern rip rap drainage channel. See attached site map and photographic log.

7. **Alternative Cover (armored rock, concrete, etc.)** ☒ N/A
Remarks_____

8. **Bulges** ☐ Location shown on site map ☒ Bulges not evident
Areal extent_____ Height_____
Remarks_____

9. **Wet Areas/Water Damage** ☐ Wet areas/water damage not evident
   - ☒ Wet areas ☒ Location shown on site map Areal extent_____
   - ☐ Ponding ☐ Location shown on site map Areal extent_____
   - ☐ Seeps ☐ Location shown on site map Areal extent_____
   - ☐ Soft subgrade ☐ Location shown on site map Areal extent_____

   Remarks Low wet spot/standing water near the northwest corner of the interior fence line.

10. **Slope Instability** ☐ Slides ☐ Location shown on site map ☒ No evidence of slope instability
    Areal extent_____
    Remarks_____

B. Cover Penetrations ☒ Applicable ☐ N/A

1. **Gas Vents** ☐ Active ☒ Passive
   - ☐ Properly secured/locked ☒ Functioning ☐ Routinely Sampled ☒ Screen and Riser in Good condition
   - ☐ Evidence of leakage at penetration ☐ Needs Maintenance
   - ☐ N/A

   Remarks_____

2. **Monitoring Wells** (within surface area of landfill)
   - ☒ Properly secured/locked ☒ Functioning ☒ Routinely Sampled ☒ Well Caps in Good condition
   - ☐ Evidence of leakage at penetration ☐ Needs Maintenance ☒ Concrete Pad Intact ☐ N/A

   Remarks Unable to locate monitoring wells EPA-04, EPA-05, or EPA-06

C. Cover Drainage Layer ☒ Applicable ☐ N/A

1. **Outlet Pipes Inspected** ☐ Functioning ☒ N/A
   Remarks_____

2. **Outlet Rock Inspected** ☐ Functioning ☒ N/A
   Remarks_____

D. Detention Basin ☒ Applicable ☐ N/A

1. **Siltation** Areal Extent_____ Depth_____ ☐ N/A
   - ☒ Siltation not evident

   Remarks_____

2. **Erosion** Areal Extent_____ Depth_____
   - ☒ Erosion not evident

   Remarks_____

3. **Detention Basin Overflow** ☒ Functioning ☐ N/A
Remarks No water noted in the detention basin

E. Perimeter Drainage Channels ☒ Applicable ☐ N/A

1. **Siltation** ☐ Location shown on site map ☒ Siltation not evident
Areal extent_____ Depth_____
Remarks No water noted in the drainage swales.

2. **Vegetative Growth** ☒ Location shown on site map ☐ N/A
☐ Vegetation does not impede flow
Areal extent_____ Type_____
Remarks Overgrown vegetation noted within northern rip-rap drainage channel.
Overgrown vegetation noted within northern rip-rap drainage cah Further growth in the northern swale may impede surface water flow and damage the drainage feature.

3. **Erosion** ☐ Location shown on site map ☒ Erosion not evident
Areal extent_____ Depth_____
Remarks

VIII. GROUNDWATER/SURFACE WATER REMEDIES

A. Construction Wetland

1. **Erosion** ☐ Location shown on site map ☒ Erosion not evident
Areal extent_____ Depth_____
Remarks

2. **Health of Vegetation** ☒ Vegetation appears healthy ☐ Invasive Species Evident (list below)
Remarks

B. Monitoring Data

1. Monitoring Data
☒ Is routinely submitted on time ☒ Is of acceptable quality

2. Monitoring Data Suggests:
☐ Groundwater plume is effectively contained ☐ Contaminant concentrations are declining

C. Monitoring Natural Attenuation

1. **Monitoring Wells** (natural attenuation remedy)
☒ Properly secured/locked ☒ Functioning ☒ Routinely Sampled ☒ Good condition
☒ All required wells located ☐ Needs maintenance ☐ N/A
Remarks Unable to locate monitoring wells EPA-04, EPA-05, and EPA-06

New York State Department of Environmental Conservation
Ellenville Scrap Iron and Metal Site, Site Number: 356022
Ellenville, NY

IX. OVERALL OBSERVATIONS

A. Implementation of the Remedy

Describe issues and observations relating to whether the remedy is effective and functioning as designed. Begin with a brief statement of what the remedy is to accomplish (i.e., to contain contaminant plume, minimize infiltration and gas emissions, etc.)

The landfill cap and supporting feature are intact, in good condition, and functioning as intended.

B. Adequacy of O&M

Describe issues and observations related to the implementation and scope of O&M procedures. In particular, discuss their relationship to the current and long-term protectiveness of the remedy.

Overgrown vegetation noted within northern rip-rap drainage channel. Further growth in the northern swale may impede surface water flow and damage the drainage feature.

Unable to locate monitoring wells EPA-04, EPA-05, and EPA-06. However, these wells have not been located during past visitations.

C. Implementation of the Remedy

Describe issues and observations such as unexpected changes in the cost or scope of O&M or a high frequency of unscheduled repairs that suggest that the protectiveness of the remedy may be compromised in the future.

May need a contractor to clear vegetation from northern drainage channel.

D. Opportunities for Optimization

Describe possible opportunities for optimization in monitoring tasks or the operation of the remedy.

NA

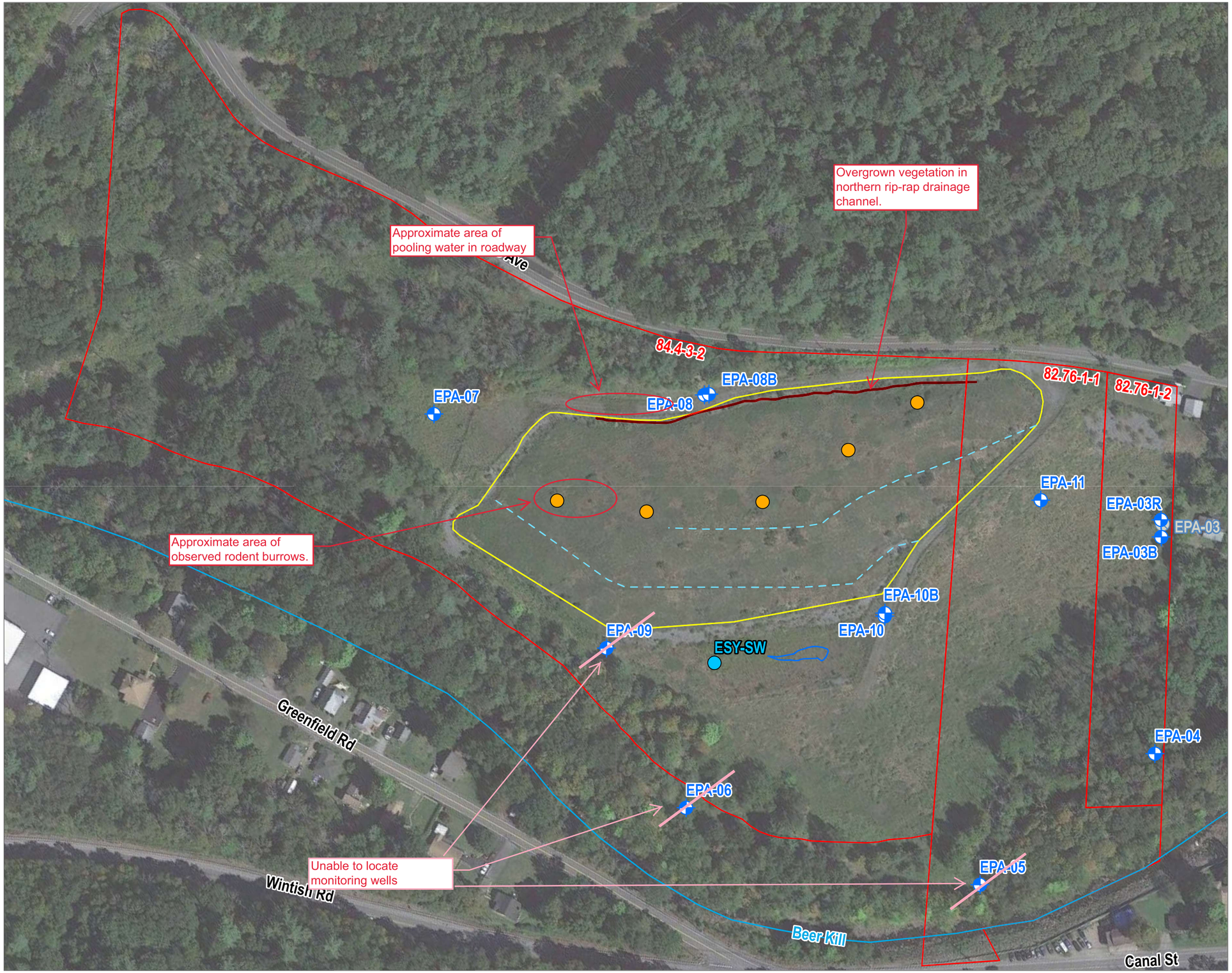

LEGEND

- TAX PARCEL BOUNDARY
- LANDFILL CAP
- STORMWATER BASIN
- DRAINAGE CHANNELS
- MONITORING WELL
- ABANDONED MONITORING WELL
- SURFACE WATER SAMPLE
- GAS VENT PIPES

NOTES:

1. ALL BOUNDARIES ARE APPROXIMATE.
2. MONITORING WELL EPA-04, EPA-05, EPA-06, AND EPA-07 COULD NOT BE LOCATED.

Site inspection performed by TRC on March 24, 2022.

1:1,800
1" = 150'

BASE MAP: GOOGLE EARTH IMAGERY
DATA SOURCES: TRC
SHEET SIZE: 11X17L

0 150 300 FEET

PROJECT:
NEW YORK STATE DEPARTMENT OF ENVIRONMENTAL CONSERVATION
ELLENVILLE SCRAP IRON AND METAL - SITE NO. 356022
34-36 CAPE AVENUE
ELLENVILLE, NEW YORK 12428

TITLE:
SITE LAYOUT MAP

DRAWN BY:	L. LILL	PROJ. NO.:	425272
CHECKED BY:	J. KING	FIGURE 2	
APPROVED BY:	J. MAGDA		
DATE:	AUGUST 2021		

TRC
10 Maxwell Drive
Clifton Park, NY 12065
Phone: 518-348-1190
www.TRCcompanies.com

FILE: sitelayout.aprx

Coordinate System: NAD 1983 StatePlane New York East FIPS 3101 Feet; Map Rotation: 0
Saved By LILL on 8/6/2021 1:52:51 PM; File Path: T:\PROJECTS\YSDEC\425272_EllenvilleScrap\2-APRX\sitelayout\sitelayout.aprx; Layout Name: sitelayout

NYSDEC Ellenville Scrap Iron and Metal Site
Photograph Log
Date: March 24, 2022

Photo 1: Site overview, looking southwest from the northern portion of the Site near the entrance gate.

Photo 2: Looking east. View of location for EPA-04 coordinates. Unable to locate EPA-04.

Photo 3: Looking east. View of piping casing in area of EPA-05. Unable to locate EPA-05.

Photo 4: Looking west. View of location for EPA-06 coordinates. Grout and concrete debris in area. Unable to locate EPA-06.

NYSDEC Ellenville Scrap Iron and Metal Site
Photograph Log
Date: March 24, 2022

Photo 5: Looking north. View of the eastern landfill hillside and access road.

Photo 6: Looking west. View of overgrown trees in northern rip rap channel.

Photo 7: Looking east. Another view of the overgrown trees in northern rip rap channel.

Photo 8: Looking east. View of the western cap slope.

NYSDEC Ellenville Scrap Iron and Metal Site
Photograph Log
Date: March 24, 2022

Photo 9: View of rodent burrow on western side of cap.

Photo 10: Looking east. View of the southern cap slope and detention basin.

Photo 11: Looking east. View of the landfill cap and vents.

Photo 12: Looking south-southwest. View of the drainage channel and gabion wall.

New York State Department of Environmental Conservation
Ellenville Scrap Iron and Metal Site, Site Number: 356022
Ellenville, NY
Monitoring Well Inspection Form

INSPECTOR: Andrew Fishman & Richard DePolo
DATE/TIME: April 16-17, 2023 / 09:00-13:30
WELL ID: EPA-03B

	YES	NO
WELL VISIBLE? (If not, provided directions below)	X	
WELL ID VISIBLE?	X	
WELL LOCATIONS MATCH SITE MAP? (If not, sketch actual location on back)	X	

WELL I.D. AS IT APPEARS ON PROTECTIVE CASING OR WELL: EPA-03B

	YES	NO
SURFACE SEAL PRESENT?	X	
SURFACE SEAL COMPETENT? (if cracked, heaved, etc., describe below)	X	
PROTECTIVE CASING IN GOOD CONDITION? (If damaged, describe below)	X	

HEADSPACE READING (ppm) AND INSTRUMENT USED	0.0 PPM/MiniRae 3000
TYPE OF PROTECTIVE CASING AND HEIGHT OF STICKUP IN FEET (If applicable)	Stick-up / 1.90
PROTECTIVE CASING MATERIAL TYPE:	Steel
MEASURE PROTECTIVE CASING INSIDE DIAMETER (Inches):	6

	YES	NO
LOCK PRESENT?	X	
LOCK FUNCTIONAL?	X	
DID YOU REPLACE THE LOCK?		X
IS THER EVIDENCE THAT THE WELL IS DOUBLE-CASED? (If yes, describe below)	X	
WELL MEASURING POINT VISIBLE?	X	

WELL DEPTH FROM MEASURING POINT (Feet):	52.11
DEPTH OF WATER FROM MEASURING POINT (Feet):.....	7.89
WELL DIAMETER (Inches):	4 inches
WELL CASING MATERIAL:	PVC
PHYSICAL CONDITION OF VISIBLE WELL CASING:	Good
ATTACH ID MARKER (if well ID is confirmed) and IDENTIFY MARKER TYPE	NA
PROXIMITY TO UNDERGROUND OR OVERHEAD UTILITIES	NA

DESCRIBE ACCESS TO WELL: (Include accessibility to truck mounted rig, natural obstructions, overhead power lines, proximity to permanent structures, etc.); ADD SKETCH OF LOCATION ON BACK, IF NECESSARY.
The well is accessible by foot and is located in the eastern portion of the Site.

DESCRIBE WELL SETTING (For example, located in a field, in a playground, on pavement, in a garden, etc.) AND ASSESS THE TYPE OF RESTORATION REQUIRED.
Located inside the residential perimeter gate on the eastern edge of the Site.

IDENTIFY ANY NEARBY POTENTIAL SOURCES OF CONTAMINATION, IF PRESENT (e.g. Gas station, salt pile, etc.):
None

REMARKS:
None

New York State Department of Environmental Conservation
Ellenville Scrap Iron and Metal Site, Site Number: 356022
Ellenville, NY
Monitoring Well Inspection Form

INSPECTOR: Andrew Fishman & Richard DePolo
DATE/TIME: April 16-17, 2023 / 09:00-13:30
WELL ID: EPA-03R

	YES	NO
WELL VISIBLE? (If not, provided directions below)	X	
WELL ID VISIBLE?	X	
WELL LOCATIONS MATCH SITE MAP? (If not, sketch actual location on back)	X	

WELL I.D. AS IT APPEARS ON PROTECTIVE CASING OR WELL: EPA-03R

	YES	NO
SURFACE SEAL PRESENT?	X	
SURFACE SEAL COMPETENT? (if cracked, heaved, etc., describe below)	X	
PROTECTIVE CASING IN GOOD CONDITION? (If damaged, describe below)	X	

HEADSPACE READING (ppm) AND INSTRUMENT USED	0.0 PPM/MiniRae 3000
TYPE OF PROTECTIVE CASING AND HEIGHT OF STICKUP IN FEET (If applicable)	Stick-up / 2.31
PROTECTIVE CASING MATERIAL TYPE:	Steel
MEASURE PROTECTIVE CASING INSIDE DIAMETER (Inches):	6

	YES	NO
LOCK PRESENT?	X	
LOCK FUNCTIONAL?	X	
DID YOU REPLACE THE LOCK?		X
IS THER EVIDENCE THAT THE WELL IS DOUBLE-CASED? (If yes, describe below)	X	
WELL MEASURING POINT VISIBLE?	X	

WELL DEPTH FROM MEASURING POINT (Feet):	14.93
DEPTH OF WATER FROM MEASURING POINT (Feet):.....	11.34
WELL DIAMETER (Inches):	2 inches
WELL CASING MATERIAL:	PVC
PHYSICAL CONDITION OF VISIBLE WELL CASING:	Good
ATTACH ID MARKER (if well ID is confirmed) and IDENTIFY MARKER TYPE	NA
PROXIMITY TO UNDERGROUND OR OVERHEAD UTILITIES	NA

DESCRIBE ACCESS TO WELL: (Include accessibility to truck mounted rig, natural obstructions, overhead power lines, proximity to permanent structures, etc.); ADD SKETCH OF LOCATION ON BACK, IF NECESSARY.
The well accessible by foot and is located in the eastern portion of the Site.

DESCRIBE WELL SETTING (For example, located in a field, in a playground, on pavement, in a garden, etc.) AND ASSESS THE TYPE OF RESTORATION REQUIRED.
Located inside the residential perimeter gate on the eastern edge of the Site.

IDENTIFY ANY NEARBY POTENTIAL SOURCES OF CONTAMINATION, IF PRESENT (e.g. Gas station, salt pile, etc.):
None

REMARKS:
None

New York State Department of Environmental Conservation
Ellenville Scrap Iron and Metal Site, Site Number: 356022
Ellenville, NY
Monitoring Well Inspection Form

INSPECTOR: Andrew Fishman & Richard DePolo
DATE/TIME: April 16-17, 2023 / 09:00-13:30
WELL ID: EPA-08

	YES	NO
WELL VISIBLE? (If not, provided directions below)	X	
WELL ID VISIBLE?	X	
WELL LOCATIONS MATCH SITE MAP? (If not, sketch actual location on back)	X	

WELL I.D. AS IT APPEARS ON PROTECTIVE CASING OR WELL: EPA-08

	YES	NO
SURFACE SEAL PRESENT?	X	
SURFACE SEAL COMPETENT? (if cracked, heaved, etc., describe below)	X	
PROTECTIVE CASING IN GOOD CONDITION? (If damaged, describe below)	X	

HEADSPACE READING (ppm) AND INSTRUMENT USED	0.0 PPM/MiniRae 3000
TYPE OF PROTECTIVE CASING AND HEIGHT OF STICKUP IN FEET (If applicable)	Stick-up / 2.20
PROTECTIVE CASING MATERIAL TYPE:	Steel
MEASURE PROTECTIVE CASING INSIDE DIAMETER (Inches):	6

	YES	NO
LOCK PRESENT?	X	
LOCK FUNCTIONAL?	X	
DID YOU REPLACE THE LOCK?		X
IS THER EVIDENCE THAT THE WELL IS DOUBLE-CASED? (If yes, describe below)	X	
WELL MEASURING POINT VISIBLE?	X	

WELL DEPTH FROM MEASURING POINT (Feet):	10.38
DEPTH OF WATER FROM MEASURING POINT (Feet):.....	3.07
WELL DIAMETER (Inches):	2 inches
WELL CASING MATERIAL:	PVC
PHYSICAL CONDITION OF VISIBLE WELL CASING:	Good
ATTACH ID MARKER (if well ID is confirmed) and IDENTIFY MARKER TYPE	NA
PROXIMITY TO UNDERGROUND OR OVERHEAD UTILITIES	NA

DESCRIBE ACCESS TO WELL: (Include accessibility to truck mounted rig, natural obstructions, overhead power lines, proximity to permanent structures, etc.); ADD SKETCH OF LOCATION ON BACK, IF NECESSARY.
The well is located along the northern most Site access road and is easily accessible.

DESCRIBE WELL SETTING (For example, located in a field, in a playground, on pavement, in a garden, etc.) AND ASSESS THE TYPE OF RESTORATION REQUIRED.
Located in the northern portion of the Site along the landfill perimeter fence and northernmost access road.

IDENTIFY ANY NEARBY POTENTIAL SOURCES OF CONTAMINATION, IF PRESENT (e.g. Gas station, salt pile, etc.):
None

REMARKS:
None

New York State Department of Environmental Conservation
Ellenville Scrap Iron and Metal Site, Site Number: 356022
Ellenville, NY
Monitoring Well Inspection Form

INSPECTOR: Andrew Fishman & Richard DePolo
DATE/TIME: April 16-17, 2023 / 09:00-13:30
WELL ID: EPA-08B

	YES	NO
WELL VISIBLE? (If not, provided directions below)	X	
WELL ID VISIBLE?	X	
WELL LOCATIONS MATCH SITE MAP? (If not, sketch actual location on back)	X	

WELL I.D. AS IT APPEARS ON PROTECTIVE CASING OR WELL: EPA-08B

	YES	NO
SURFACE SEAL PRESENT?	X	
SURFACE SEAL COMPETENT? (if cracked, heaved, etc., describe below)	X	
PROTECTIVE CASING IN GOOD CONDITION? (If damaged, describe below)	X	

HEADSPACE READING (ppm) AND INSTRUMENT USED	0.1 PPM/MiniRae 3000
TYPE OF PROTECTIVE CASING AND HEIGHT OF STICKUP IN FEET (If applicable)	Stick-up / 2.55
PROTECTIVE CASING MATERIAL TYPE:	Steel
MEASURE PROTECTIVE CASING INSIDE DIAMETER (Inches):	6

	YES	NO
LOCK PRESENT?	X	
LOCK FUNCTIONAL?	X	
DID YOU REPLACE THE LOCK?		X
IS THER EVIDENCE THAT THE WELL IS DOUBLE-CASED? (If yes, describe below)	X	
WELL MEASURING POINT VISIBLE?	X	

WELL DEPTH FROM MEASURING POINT (Feet):	31.98
DEPTH OF WATER FROM MEASURING POINT (Feet):.....	11.14
WELL DIAMETER (Inches):	4 inches
WELL CASING MATERIAL:	PVC
PHYSICAL CONDITION OF VISIBLE WELL CASING:	Good
ATTACH ID MARKER (if well ID is confirmed) and IDENTIFY MARKER TYPE	NA
PROXIMITY TO UNDERGROUND OR OVERHEAD UTILITIES	NA

DESCRIBE ACCESS TO WELL: (Include accessibility to truck mounted rig, natural obstructions, overhead power lines, proximity to permanent structures, etc.); ADD SKETCH OF LOCATION ON BACK, IF NECESSARY.
The well is located along the northern most Site access road and is easily accessible.

DESCRIBE WELL SETTING (For example, located in a field, in a playground, on pavement, in a garden, etc.) AND ASSESS THE TYPE OF RESTORATION REQUIRED.
Located in the northern portion of the Site along the landfill perimeter fence and northernmost access road.

IDENTIFY ANY NEARBY POTENTIAL SOURCES OF CONTAMINATION, IF PRESENT (e.g. Gas station, salt pile, etc.):
None

REMARKS:
None

New York State Department of Environmental Conservation
Ellenville Scrap Iron and Metal Site, Site Number: 356022
Ellenville, NY
Monitoring Well Inspection Form

INSPECTOR: Andrew Fishman & Richard DePolo
DATE/TIME: April 16-17, 2023 / 09:00-13:30
WELL ID: EPA-09

	YES	NO
WELL VISIBLE? (If not, provided directions below)	X	
WELL ID VISIBLE?	X	
WELL LOCATIONS MATCH SITE MAP? (If not, sketch actual location on back)	X	

WELL I.D. AS IT APPEARS ON PROTECTIVE CASING OR WELL: EPA-09

	YES	NO
SURFACE SEAL PRESENT?	X	
SURFACE SEAL COMPETENT? (if cracked, heaved, etc., describe below)	X	
PROTECTIVE CASING IN GOOD CONDITION? (If damaged, describe below)	X	

HEADSPACE READING (ppm) AND INSTRUMENT USED	0.2 PPM/MiniRAE 3000
TYPE OF PROTECTIVE CASING AND HEIGHT OF STICKUP IN FEET (If applicable)	Stick-up / 1.78
PROTECTIVE CASING MATERIAL TYPE:	Steel
MEASURE PROTECTIVE CASING INSIDE DIAMETER (Inches):	6

	YES	NO
LOCK PRESENT?	X	
LOCK FUNCTIONAL?	X	
DID YOU REPLACE THE LOCK?		X
IS THER EVIDENCE THAT THE WELL IS DOUBLE-CASED? (If yes, describe below)	X	
WELL MEASURING POINT VISIBLE?	X	

WELL DEPTH FROM MEASURING POINT (Feet):	20.42
DEPTH OF WATER FROM MEASURING POINT (Feet):.....	15
WELL DIAMETER (Inches):	2 inches
WELL CASING MATERIAL:	PVC
PHYSICAL CONDITION OF VISIBLE WELL CASING:	Good
ATTACH ID MARKER (if well ID is confirmed) and IDENTIFY MARKER TYPE	NA
PROXIMITY TO UNDERGROUND OR OVERHEAD UTILITIES	NA

DESCRIBE ACCESS TO WELL: (Include accessibility to truck mounted rig, natural obstructions, overhead power lines, proximity to permanent structures, etc.); ADD SKETCH OF LOCATION ON BACK, IF NECESSARY.
The well is located inside the perimeter fence and can only be accessed by foot.
Access is considered fair due to rough terrain/growth along treeline.

DESCRIBE WELL SETTING (For example, located in a field, in a playground, on pavement, in a garden, etc.) AND ASSESS THE TYPE OF RESTORATION REQUIRED.
Located along the landfill perimeter fence in the southwestern poriton of the Site.

IDENTIFY ANY NEARBY POTENTIAL SOURCES OF CONTAMINATION, IF PRESENT (e.g. Gas station, salt pile, etc.):
None

REMARKS:
None

New York State Department of Environmental Conservation
Ellenville Scrap Iron and Metal Site, Site Number: 356022
Ellenville, NY
Monitoring Well Inspection Form

INSPECTOR: Andrew Fishman & Richard DePolo
DATE/TIME: April 16-17, 2023 / 09:00-13:30
WELL ID: EPA-10

	YES	NO
WELL VISIBLE? (If not, provided directions below)	X	
WELL ID VISIBLE?	X	
WELL LOCATIONS MATCH SITE MAP? (If not, sketch actual location on back)	X	

WELL I.D. AS IT APPEARS ON PROTECTIVE CASING OR WELL: EPA-10

	YES	NO
SURFACE SEAL PRESENT?	X	
SURFACE SEAL COMPETENT? (if cracked, heaved, etc., describe below)	X	
PROTECTIVE CASING IN GOOD CONDITION? (If damaged, describe below)	X	

HEADSPACE READING (ppm) AND INSTRUMENT USED	1.1 PPM/MiniRae 3000
TYPE OF PROTECTIVE CASING AND HEIGHT OF STICKUP IN FEET (If applicable)	Stick-up / 1.42
PROTECTIVE CASING MATERIAL TYPE:	Steel
MEASURE PROTECTIVE CASING INSIDE DIAMETER (Inches):	6

	YES	NO
LOCK PRESENT?	X	
LOCK FUNCTIONAL?	X	
DID YOU REPLACE THE LOCK?		X
IS THER EVIDENCE THAT THE WELL IS DOUBLE-CASED? (If yes, describe below)	X	
WELL MEASURING POINT VISIBLE?	X	

WELL DEPTH FROM MEASURING POINT (Feet):	30.65
DEPTH OF WATER FROM MEASURING POINT (Feet):.....	14.07
WELL DIAMETER (Inches):	2 inches
WELL CASING MATERIAL:	PVC
PHYSICAL CONDITION OF VISIBLE WELL CASING:	Good
ATTACH ID MARKER (if well ID is confirmed) and IDENTIFY MARKER TYPE	NA
PROXIMITY TO UNDERGROUND OR OVERHEAD UTILITIES	NA

DESCRIBE ACCESS TO WELL: (Include accessibility to truck mounted rig, natural obstructions, overhead power lines, proximity to permanent structures, etc.); ADD SKETCH OF LOCATION ON BACK, IF NECESSARY.
The well is located along the eastern Site access road and is easily accessible.

DESCRIBE WELL SETTING (For example, located in a field, in a playground, on pavement, in a garden, etc.) AND ASSESS THE TYPE OF RESTORATION REQUIRED.
Located along the landfill perimeter fence along the eastern Site access road near the rip-rap.

IDENTIFY ANY NEARBY POTENTIAL SOURCES OF CONTAMINATION, IF PRESENT (e.g. Gas station, salt pile, etc.):
None

REMARKS:
None

New York State Department of Environmental Conservation
Ellenville Scrap Iron and Metal Site, Site Number: 356022
Ellenville, NY
Monitoring Well Inspection Form

INSPECTOR: Andrew Fishman & Richard DePolo
DATE/TIME: April 16-17, 2023 / 09:00-13:30
WELL ID: EPA-10B

	YES	NO
WELL VISIBLE? (If not, provided directions below)	X	
WELL ID VISIBLE?	X	
WELL LOCATIONS MATCH SITE MAP? (If not, sketch actual location on back)	X	

WELL I.D. AS IT APPEARS ON PROTECTIVE CASING OR WELL: EPA-10B

	YES	NO
SURFACE SEAL PRESENT?	X	
SURFACE SEAL COMPETENT? (if cracked, heaved, etc., describe below)	X	
PROTECTIVE CASING IN GOOD CONDITION? (If damaged, describe below)	X	

HEADSPACE READING (ppm) AND INSTRUMENT USED	0.0 PPM/MiniRae 3000
TYPE OF PROTECTIVE CASING AND HEIGHT OF STICKUP IN FEET (If applicable)	Stick-up / 1.75
PROTECTIVE CASING MATERIAL TYPE:	Steel
MEASURE PROTECTIVE CASING INSIDE DIAMETER (Inches):	6

	YES	NO
LOCK PRESENT?	X	
LOCK FUNCTIONAL?	X	
DID YOU REPLACE THE LOCK?		X
IS THER EVIDENCE THAT THE WELL IS DOUBLE-CASED? (If yes, describe below)	X	
WELL MEASURING POINT VISIBLE?	X	

WELL DEPTH FROM MEASURING POINT (Feet):	59.71
DEPTH OF WATER FROM MEASURING POINT (Feet):.....	12.42
WELL DIAMETER (Inches):	4 inches
WELL CASING MATERIAL:	PVC
PHYSICAL CONDITION OF VISIBLE WELL CASING:	Good
ATTACH ID MARKER (if well ID is confirmed) and IDENTIFY MARKER TYPE	NA
PROXIMITY TO UNDERGROUND OR OVERHEAD UTILITIES	NA

DESCRIBE ACCESS TO WELL: (Include accessibility to truck mounted rig, natural obstructions, overhead power lines, proximity to permanent structures, etc.); ADD SKETCH OF LOCATION ON BACK, IF NECESSARY.
The well is located along the eastern Site access road and is easily accessible.

DESCRIBE WELL SETTING (For example, located in a field, in a playground, on pavement, in a garden, etc.) AND ASSESS THE TYPE OF RESTORATION REQUIRED.
Located along the landfill perimeter fence along the eastern Site access road near the rip-rap.

IDENTIFY ANY NEARBY POTENTIAL SOURCES OF CONTAMINATION, IF PRESENT (e.g. Gas station, salt pile, etc.):
None

REMARKS:
None

New York State Department of Environmental Conservation
Ellenville Scrap Iron and Metal Site, Site Number: 356022
Ellenville, NY
Monitoring Well Inspection Form

INSPECTOR: Andrew Fishman & Richard DePolo
DATE/TIME: April 16-17, 2023 / 09:00-13:30
WELL ID: EPA-11

	YES	NO
WELL VISIBLE? (If not, provided directions below)	X	
WELL ID VISIBLE?	X	
WELL LOCATIONS MATCH SITE MAP? (If not, sketch actual location on back)	X	

WELL I.D. AS IT APPEARS ON PROTECTIVE CASING OR WELL: EPA-11

	YES	NO
SURFACE SEAL PRESENT?	X	
SURFACE SEAL COMPETENT? (if cracked, heaved, etc., describe below)	X	
PROTECTIVE CASING IN GOOD CONDITION? (If damaged, describe below)	X	

HEADSPACE READING (ppm) AND INSTRUMENT USED	2.1 PPM/MiniRae 3000
TYPE OF PROTECTIVE CASING AND HEIGHT OF STICKUP IN FEET (If applicable)	Stick-up / 1.75
PROTECTIVE CASING MATERIAL TYPE:	Steel
MEASURE PROTECTIVE CASING INSIDE DIAMETER (Inches):	6

	YES	NO
LOCK PRESENT?	X	
LOCK FUNCTIONAL?	X	
DID YOU REPLACE THE LOCK?		X
IS THER EVIDENCE THAT THE WELL IS DOUBLE-CASED? (If yes, describe below)	X	
WELL MEASURING POINT VISIBLE?	X	

WELL DEPTH FROM MEASURING POINT (Feet):	9
DEPTH OF WATER FROM MEASURING POINT (Feet):.....	8.89
WELL DIAMETER (Inches):	2 inches
WELL CASING MATERIAL:	PVC
PHYSICAL CONDITION OF VISIBLE WELL CASING:	Good
ATTACH ID MARKER (if well ID is confirmed) and IDENTIFY MARKER TYPE	NA
PROXIMITY TO UNDERGROUND OR OVERHEAD UTILITIES	NA

DESCRIBE ACCESS TO WELL: (Include accessibility to truck mounted rig, natural obstructions, overhead power lines, proximity to permanent structures, etc.); ADD SKETCH OF LOCATION ON BACK, IF NECESSARY.
The well is located outside the perimeter fence and is only accessible by foot.

DESCRIBE WELL SETTING (For example, located in a field, in a playground, on pavement, in a garden, etc.) AND ASSESS THE TYPE OF RESTORATION REQUIRED.
Located outside the perimeter fence along the eastern Site boundary.

IDENTIFY ANY NEARBY POTENTIAL SOURCES OF CONTAMINATION, IF PRESENT (e.g. Gas station, salt pile, etc.):
None

REMARKS:
None

New York State Department of Environmental Conservation
Ellenville Scrap Iron and Metal Site, Site Number: 356022
Ellenville, NY

Site-Wide Inspection Checklist

Type of Inspection: ☒ Semi-annual ☐ Storm-Driven ☐ Other:_____

I. SITE INFORMATION

Site Name: Ellenville Scrap Iron and Metal	**Date of Inspection:** May 16 - 17, 2023
Location and Region: 34-36 Cape Avenue, Ellenville, NY	**Site ID:** 356022
Agency, office, or company leading the annual review:	**Weather/temperature:** Clear, Sunny, 65 F

Remedy Includes: (Check all that apply)

- ☐ Monitored natural attenuation
- ☐ Access controls
- ☒ Institutional controls
- ☐ Groundwater containment
- ☐ Groundwater pump and treatment
- ☒ Surface water collection and treatment
- ☒ Other Landfill cap and supporting features

Attachments: ☐ Monitoring Well Construction Information ☒ Site map attached

II. INTERVIEWS (Check all that apply)

1. **Local regulatory authorities and response agencies** (i.e., State and Tribal offices, emergency response office, police department, office of public health or environmental health, zoning office, recorder of deeds, or other city and county offices, etc.) Fill in all that apply.

Agency NYSDEC
Contact Michael Squire | Project Manager | _____ | (518) 402-9546
Name | Title | Date | Phone no.
Problems; suggestions; ☐ Report attached _____

Agency _____
Contact _____ | _____ | _____ | _____
Name | Title | Date | Phone no.
Problems; suggestions; ☐ Report attached _____

Agency _____
Contact _____ | _____ | _____ | _____
Name | Title | Date | Phone no.
Problems; suggestions; ☐ Report attached _____

Agency _____
Contact _____ | _____ | _____ | _____
Name | Title | Date | Phone no.
Problems; suggestions; ☐ Report attached _____

Agency _____
Contact _____ | _____ | _____ | _____
Name | Title | Date | Phone no.
Problems; suggestions; ☐ Report attached _____

2. **Other interviews** (optional) ☐ Report attached.

III. DOCUMENTS & RECORDS MAINTAINED AT TRC OFFICES VERIFIED (Check all that apply)

(Completed in-office, prior to site visit)

1. **O&M Documents**
   - ☒ SMP — ☒ Readily available ☐ Up to date ☐ N/A
   - ☒ As-built drawings — ☒ Readily available ☐ Up to date ☐ N/A
   - ☐ Maintenance logs — ☐ Readily available ☐ Up to date ☐ N/A

   Remarks

2. **Site-Specific Health and Safety Plan** — ☒ Readily available ☒ Up to date ☐ N/A
   - ☐ Contingency plan/emergency response plan — ☐ Readily available ☐ Up to date ☐ N/A

   Remarks

3. **OSHA Training Records**
   Personnel: Name: ☐ Readily available ☐ Up to date ☒ N/A

   Remarks

4. **Previous Periodic Review Report (PRR)** — ☒ Readily available ☒ Up to date ☐ N/A

   Remarks

IV. O&M COSTS

1. **O&M Organization**
   - ☐ State in-house
   - ☐ PRP in-house
   - ☐ Federal Facility in-house
   - ☒ Contractor for State
   - ☐ Contractor for PRP
   - ☐ Contractor for Federal Facility
   - ☒ Other Routine site management activities performed by TRC Engineers, Inc.

2. **O&M Cost Records**
   - ☒ Readily available
   - ☒ Up to date
   - ☒ Funding mechanism/agreement in place

3. **Unanticipated or Unusually High O&M Costs During Review Period**
   Describe costs and reasons: Not applicable

4. **Possible Expenditures required to address site deficiencies**
   Contractor costs to remove vegetation from northern rip-rap drainage channel, and remove fallen tree from fence.

V. ACCESS AND INSTITUTIONAL CONTROLS

A. Fencing

1. **Fencing damaged** ☐ Location shown on site map ☒ N/A
   Remarks_____

B. Gates

1. **Site Entrance Slide Gate** ☐ Location shown on site map ☐ N/A
   Condition: ☒ Good ☐ Needs maintenance ☐ N/A
   Remarks_____
2. **Basin Swing Gate** ☐ Location shown on site map ☐ N/A
   Condition: ☒ Good ☐ Needs maintenance ☐ N/A
   Remarks_____
3. **Landfill Main Gate** ☐ Location shown on site map ☐ N/A
   Condition: ☒ Good ☐ Needs maintenance ☐ N/A
   Remarks_____
4. **Parking Area Swing Gate** ☐ Location shown on site map ☐ N/A
   Condition: ☒ Good ☐ Needs maintenance ☐ N/A
   Remarks_____

C. Other Access Restrictions

1. **Signs and other security measures** ☐ Location shown on site map ☐ N/A
   Condition: ☒ Good ☐ Needs maintenance ☐ N/A
   Remarks_____
2. **Guardrails** ☐ Location shown on site map ☐ N/A
   Condition: ☒ Good ☐ Needs maintenance ☐ N/A
   Remarks_____

D. Institutional Controls (ICs) - See Section 2.3 of SMP (Attached)

1. **Implementation and enforcement**

Site conditions imply ICs not properly implemented ☐ Yes ☒ No ☐ N/A
Site conditions Imply ICs not being fully enforced ☐ Yes ☒ No ☐ N/A

Type of monitoring (*e.g.* , self-reporting, drive-by) Self-reporting
Frequency Every 5 quarters and as-needed
Responsible party/agency NYSDEC
Contact Michael Squire (Name) Project Manager (Title) 3/24/2022 (Date) (518) 402-9546 (Phone no.)

Reporting is up-to-date ☒ Yes ☐ No ☐ N/A
Reports are verified by the lead agency ☒ Yes ☐ No ☐ N/A

Specific requirements in deed or decision document have been met ☒ Yes ☐ No ☐ N/A
Site conditions imply ICs not properly implemented ☐ Yes ☒ No ☐ N/A
Other problems or suggestions: ☐ Report attached
Overgrown vegetation noted within northern rip-rap drainage channel.

2. **Adequacy** ☒ ICs are adequate ☐ ICs are inadequate ☐ N/A
Remarks

E. General

1. **Vandalism/trespassing** ☐ Location shown on site map ☒ No vandalism evident
Remarks

2. **Land use changes on-site** ☒ N/A
Remarks

3. **Land use changes off-site** ☒ N/A
Remarks

VI. GENERAL SITE CONDITIONS

A. Access Roads ☒ Applicable ☐ N/A

1. **Roads damaged** ☒ Location shown on site map ☒ Roads adequate ☐ N/A
Remarks Low wet spot/standing water near the northwest corner of the interior fence line.

B. Other Site Conditions

1. **Litter** ☐ Litter present on Site ☒ No litter present
Remarks

2. **Heaved areas** ☐ Location shown on site map ☒ No heaving evident
Remarks

3. **Other**
Overgrown vegetation noted within northern rip-rap drainage channel.

VII. LANDFILL COVERS

A. Landfill Surface

1. **Settlement** (Low spots) ☐ Location shown on site map ☒ Settlement not evident
Areal extent_____ Depth_____
Remarks Overgrown vegetation noted within northern rip-rap drainage. Further growth in the northern swale may impede surfacewater flow.

2. **Cracks** ☐ Location shown on site map ☒ Cracking not evident
Lengths_____ Widths_____ Depths_____
Remarks_____

3. **Erosion** ☐ Location shown on site map ☒ Erosion not evident
Areal extent_____ Depth_____
Remarks_____

4. **Holes/ Rodent Burrows** ☒ Location shown on site map ☐Holes not evident
Areal extent_____ Depth_____
Remarks Rodent burrows were identified on the western portion of the cap. See attached site map and photographic log.TRC filled in these holes using topsoil, no action required.

5. **Vegetative Restoration** ☒ Grass ☒ Cover properly established ☒ No signs of stress
☐ Trees/Shrubs (indicate size and locations on a diagram)
Remarks_____

6. **Deep Rooted Vegetation** ☐ Location shown on site map ☒ Not evident
☐ Trees/Shrubs (indicate size and locations on a diagram) ☐ Roots appear to breach cap
Remarks Overgrown vegetation in northern rip rap drainage channel. See attached site map and photographic log.

7. **Alternative Cover (armored rock, concrete, etc.)** ☒ N/A
Remarks_____

8. **Bulges** ☐ Location shown on site map ☒ Bulges not evident
Areal extent_____ Height_____
Remarks_____

9. **Wet Areas/Water Damage** ☐ Wet areas/water damage not evident
   - ☒ Wet areas ☒ Location shown on site map Areal extent_____
   - ☐ Ponding ☐ Location shown on site map Areal extent_____
   - ☐ Seeps ☐ Location shown on site map Areal extent_____
   - ☐ Soft subgrade ☐ Location shown on site map Areal extent_____

   Remarks Low wet spot/standing water near the northwest corner of the interior fence line.

10. **Slope Instability** ☐ Slides ☐ Location shown on site map ☒ No evidence of slope instability
    Areal extent_____
    Remarks_____

B. Cover Penetrations ☒ Applicable ☐ N/A

1. **Gas Vents** ☐ Active ☒ Passive
   - ☐ Properly secured/locked ☒ Functioning ☐ Routinely Sampled ☒ Screen and Riser in Good condition
   - ☐ Evidence of leakage at penetration ☐ Needs Maintenance
   - ☐ N/A

   Remarks_____

2. **Monitoring Wells** (within surface area of landfill)
   - ☒ Properly secured/locked ☒ Functioning ☒ Routinely Sampled ☒ Well Caps in Good condition
   - ☐ Evidence of leakage at penetration ☐ Needs Maintenance ☒ Concrete Pad Intact ☐ N/A

   Remarks Unable to locate monitoring wells EPA-04, EPA-05, EPA-06, or EPA-7. All are presumed destroyed.

C. Cover Drainage Layer ☒ Applicable ☐ N/A

1. **Outlet Pipes Inspected** ☐ Functioning ☒ N/A
   Remarks_____

2. **Outlet Rock Inspected** ☐ Functioning ☒ N/A
   Remarks_____

D. Detention Basin ☒ Applicable ☐ N/A

1. **Siltation** Areal Extent_____ Depth_____ ☐ N/A
   - ☒ Siltation not evident

   Remarks_____

2. **Erosion** Areal Extent_____ Depth_____
   - ☒ Erosion not evident

   Remarks_____

3. **Detention Basin Overflow** ☒ Functioning ☐ N/A
Remarks No water noted in the detention basin

E. Perimeter Drainage Channels ☒ Applicable ☐ N/A

1. **Siltation** ☐ Location shown on site map ☒ Siltation not evident
Areal extent_____ Depth_____
Remarks No water noted in the drainage swales.

2. **Vegetative Growth** ☒ Location shown on site map ☐ N/A
☐ Vegetation does not impede flow
Areal extent_____ Type_____
Remarks Overgrown vegetation noted within northern and southern rip-rap drainage channels.
Overgrown vegetation noted within northern rip-rap drainage cah Further growth in the northern swale may impede surface water flow and damage the drainage feature.

3. **Erosion** ☐ Location shown on site map ☒ Erosion not evident
Areal extent_____ Depth_____
Remarks_____

VIII. GROUNDWATER/SURFACE WATER REMEDIES

A. Construction Wetland

1. **Erosion** ☐ Location shown on site map ☒ Erosion not evident
Areal extent_____ Depth_____
Remarks_____

2. **Health of Vegetation** ☒ Vegetation appears healthy ☐ Invasive Species Evident (list below)
Remarks_____

B. Monitoring Data

1. Monitoring Data
☒ Is routinely submitted on time ☒ Is of acceptable quality

2. Monitoring Data Suggests:
☐ Groundwater plume is effectively contained ☐ Contaminant concentrations are declining

C. Monitoring Natural Attenuation

1. **Monitoring Wells** (natural attenuation remedy)
☒ Properly secured/locked ☒ Functioning ☒ Routinely Sampled ☒ Good condition
☒ All required wells located ☐ Needs maintenance ☐ N/A
Remarks Unable to locate monitoring wells EPA-04, EPA-05, EPA-06, and EPA-07.

New York State Department of Environmental Conservation
Ellenville Scrap Iron and Metal Site, Site Number: 356022
Ellenville, NY

IX. OVERALL OBSERVATIONS

A. Implementation of the Remedy

Describe issues and observations relating to whether the remedy is effective and functioning as designed. Begin with a brief statement of what the remedy is to accomplish (i.e., to contain contaminant plume, minimize infiltration and gas emissions, etc.)

The landfill cap and supporting feature are intact, in good condition, and functioning as intended.

B. Adequacy of O&M

Describe issues and observations related to the implementation and scope of O&M procedures. In particular, discuss their relationship to the current and long-term protectiveness of the remedy.

Overgrown vegetation noted within northern rip-rap drainage channel. Further growth in the northern swale may impede surface water flow and damage the drainage feature.

Unable to locate monitoring wells EPA-04, EPA-05, EPA-06, and EPA-07. However, these wells have not been located during past visitations. These wells are presumed destroyed after multiple attempts at finding them.

C. Implementation of the Remedy

Describe issues and observations such as unexpected changes in the cost or scope of O&M or a high frequency of unscheduled repairs that suggest that the protectiveness of the remedy may be compromised in the future.

Will need a contractor to clear vegetation from northern drainage channel, and to removed the fallen tree along the access road

D. Opportunities for Optimization

Describe possible opportunities for optimization in monitoring tasks or the operation of the remedy.

NA

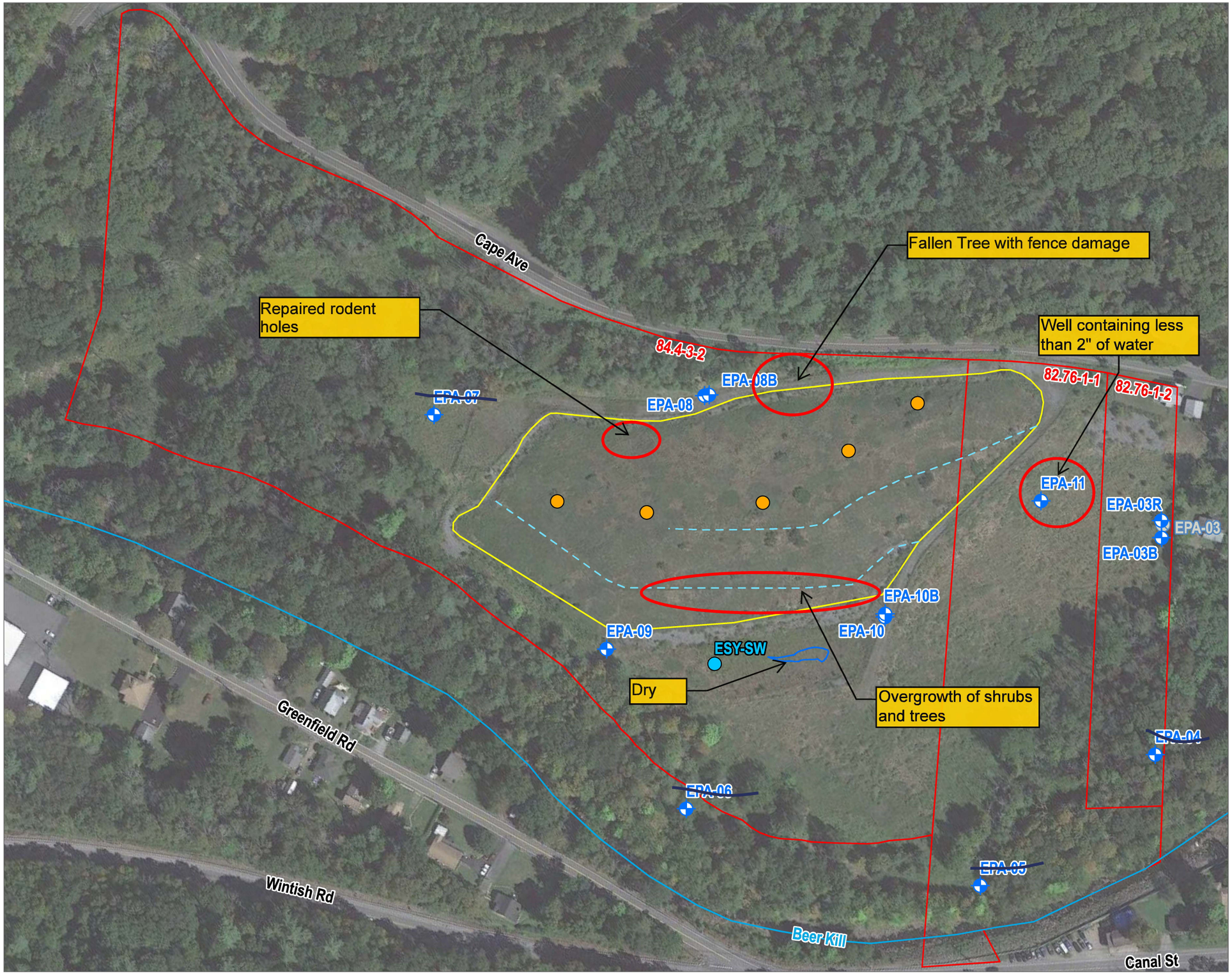

LEGEND

- TAX PARCEL BOUNDARY
- LANDFILL CAP
- STORMWATER BASIN
- DRAINAGE CHANNELS
- MONITORING WELL
- ABANDONED MONITORING WELL
- SURFACE WATER SAMPLE
- GAS VENT PIPES

NOTES:

1. ALL BOUNDARIES ARE APPROXIMATE.
2. MONITORING WELL EPA-04, EPA-05, EPA-06, AND EPA-07 COULD NOT BE LOCATED.

1:1,800
1" = 150'

BASE MAP: GOOGLE EARTH IMAGERY
DATA SOURCES: TRC
SHEET SIZE: 11X17L

0 150 300 FEET

PROJECT:
NEW YORK STATE DEPARTMENT OF ENVIRONMENTAL CONSERVATION
ELLENVILLE SCRAP IRON AND METAL - SITE NO. 356022
34-36 CAPE AVENUE
ELLENVILLE, NEW YORK 12428

TITLE:
SITE LAYOUT MAP

DRAWN BY:	L. LILL	PROJ. NO.:	425272
CHECKED BY:	J. KING	FIGURE 2	
APPROVED BY:	J. MAGDA		
DATE:	AUGUST 2021		

TRC
10 Maxwell Drive
Clifton Park, NY 12065
Phone: 518-348-1190
www.TRCcompanies.com

FILE: sitelayout.aprx

Coordinate System: NAD 1983 StatePlane New York East FIPS 3101 Feet; Map Rotation: -30
Saved By LLILL on 8/9/2021, 1:52:51 PM; File Path: \\tri-proj-fs01\NYSDEC\425272_EllenvilleScrap\2-APRX\sitelayout\sitelayout.aprx; Layout Name: sitelayout

Ellenville Scrap Iron and Metal - NYSDEC Site No. 356022
Photograph Log
Date: May 16-17, 2023

Photo #1: View of the entrance of the landfill, facing northwest.

Photo #2: View of small trees and shrubs present within the southern drainage channel, facing east.

Photo #3: View of EPA-10 and EPA-10B, facing north.

Photo #4: View of a fallen tree along the northern access road. The fence does have damages, facing north.

Photo #5: View of EPA-09, which was in good condition, facing north.

Photo #6: View of and landfill vent along the landfill surface, facing west.

Ellenville Scrap Iron and Metal - NYSDEC Site No. 356022
Photograph Log
Date: May 16-17, 2023

Photo #7: View of a rodent hole observed along the northern end of the landfill, facing west.

Photo #8: Photograph of the rodent hole after TRC filled in the hole with topsoil. Facing west.

Photo #9: View of EPA-3B, which was in good condition, facing south.

Photo #10: View of the northern drainage channel, which contains some overgrowth present, facing west.

Site Inspector(s): Andrew Fishman, Rich DePolo

New York State Department of Environmental Conservation
Ellenville Scrap Iron and Metal Site, Site Number: 356022
Ellenville, NY
Monitoring Well Inspection Form

INSPECTOR: Andrew Fishman & Audrey Koros
DATE/TIME: August 13, 2024 / 10:00-12:30
WELL ID: EPA-03B

	YES	NO
WELL VISIBLE? (If not, provided directions below)	X	
WELL ID VISIBLE?	X	
WELL LOCATIONS MATCH SITE MAP? (If not, sketch actual location on back)	X	

WELL I.D. AS IT APPEARS ON PROTECTIVE CASING OR WELL: EPA-03B

	YES	NO
SURFACE SEAL PRESENT?	X	
SURFACE SEAL COMPETENT? (if cracked, heaved, etc., describe below)	X	
PROTECTIVE CASING IN GOOD CONDITION? (If damaged, describe below)	X	

HEADSPACE READING (ppm) AND INSTRUMENT USED	NA
TYPE OF PROTECTIVE CASING AND HEIGHT OF STICKUP IN FEET (If applicable)	Stick-up / 1.90
PROTECTIVE CASING MATERIAL TYPE:	Steel
MEASURE PROTECTIVE CASING INSIDE DIAMETER (Inches):	6

	YES	NO
LOCK PRESENT?	X	
LOCK FUNCTIONAL?	X	
DID YOU REPLACE THE LOCK?		X
IS THER EVIDENCE THAT THE WELL IS DOUBLE-CASED? (If yes, describe below)	X	
WELL MEASURING POINT VISIBLE?	X	

WELL DEPTH FROM MEASURING POINT (Feet):	51.98
DEPTH OF WATER FROM MEASURING POINT (Feet):.....	8.63
WELL DIAMETER (Inches):	4 inches
WELL CASING MATERIAL:	PVC
PHYSICAL CONDITION OF VISIBLE WELL CASING:	Good
ATTACH ID MARKER (if well ID is confirmed) and IDENTIFY MARKER TYPE	NA
PROXIMITY TO UNDERGROUND OR OVERHEAD UTILITIES	NA

DESCRIBE ACCESS TO WELL: (Include accessibility to truck mounted rig, natural obstructions, overhead power lines, proximity to permanent structures, etc.); ADD SKETCH OF LOCATION ON BACK, IF NECESSARY.
The well is accessible by foot and is located in the eastern portion of the Site.

DESCRIBE WELL SETTING (For example, located in a field, in a playground, on pavement, in a garden, etc.) AND ASSESS THE TYPE OF RESTORATION REQUIRED.
Located inside the residential perimeter gate on the eastern edge of the Site.

IDENTIFY ANY NEARBY POTENTIAL SOURCES OF CONTAMINATION, IF PRESENT (e.g. Gas station, salt pile, etc.):
None

REMARKS:
None

New York State Department of Environmental Conservation
Ellenville Scrap Iron and Metal Site, Site Number: 356022
Ellenville, NY
Monitoring Well Inspection Form

INSPECTOR: Andrew Fishman & Audrey Koros
DATE/TIME: August 13, 2024 / 10:00-12:30
WELL ID: EPA-03R

	YES	NO
WELL VISIBLE? (If not, provided directions below)	X	
WELL ID VISIBLE?	X	
WELL LOCATIONS MATCH SITE MAP? (If not, sketch actual location on back)	X	

WELL I.D. AS IT APPEARS ON PROTECTIVE CASING OR WELL: EPA-03R

	YES	NO
SURFACE SEAL PRESENT?	X	
SURFACE SEAL COMPETENT? (if cracked, heaved, etc., describe below)	X	
PROTECTIVE CASING IN GOOD CONDITION? (If damaged, describe below)	X	

HEADSPACE READING (ppm) AND INSTRUMENT USED	NA
TYPE OF PROTECTIVE CASING AND HEIGHT OF STICKUP IN FEET (If applicable)	Stick-up / 2.31
PROTECTIVE CASING MATERIAL TYPE:	Steel
MEASURE PROTECTIVE CASING INSIDE DIAMETER (Inches):	6

	YES	NO
LOCK PRESENT?	X	
LOCK FUNCTIONAL?	X	
DID YOU REPLACE THE LOCK?		X
IS THER EVIDENCE THAT THE WELL IS DOUBLE-CASED? (If yes, describe below)	X	
WELL MEASURING POINT VISIBLE?	X	

WELL DEPTH FROM MEASURING POINT (Feet):	14.96
DEPTH OF WATER FROM MEASURING POINT (Feet):.....	11.93
WELL DIAMETER (Inches):	2 inches
WELL CASING MATERIAL:	PVC
PHYSICAL CONDITION OF VISIBLE WELL CASING:	Good
ATTACH ID MARKER (if well ID is confirmed) and IDENTIFY MARKER TYPE	NA
PROXIMITY TO UNDERGROUND OR OVERHEAD UTILITIES	NA

DESCRIBE ACCESS TO WELL: (Include accessibility to truck mounted rig, natural obstructions, overhead power lines, proximity to permanent structures, etc.); ADD SKETCH OF LOCATION ON BACK, IF NECESSARY.
The well accessible by foot and is located in the eastern portion of the Site.

DESCRIBE WELL SETTING (For example, located in a field, in a playground, on pavement, in a garden, etc.) AND ASSESS THE TYPE OF RESTORATION REQUIRED.
Located inside the residential perimeter gate on the eastern edge of the Site.

IDENTIFY ANY NEARBY POTENTIAL SOURCES OF CONTAMINATION, IF PRESENT (e.g. Gas station, salt pile, etc.):
None

REMARKS:
None

New York State Department of Environmental Conservation
Ellenville Scrap Iron and Metal Site, Site Number: 356022
Ellenville, NY
Monitoring Well Inspection Form

INSPECTOR: Andrew Fishman & Audrey Koros
DATE/TIME: August 13, 2024 / 10:00-12:30
WELL ID: EPA-08

	YES	NO
WELL VISIBLE? (If not, provided directions below)	X	
WELL ID VISIBLE?	X	
WELL LOCATIONS MATCH SITE MAP? (If not, sketch actual location on back)	X	

WELL I.D. AS IT APPEARS ON PROTECTIVE CASING OR WELL: EPA-08

	YES	NO
SURFACE SEAL PRESENT?	X	
SURFACE SEAL COMPETENT? (if cracked, heaved, etc., describe below)	X	
PROTECTIVE CASING IN GOOD CONDITION? (If damaged, describe below)	X	

HEADSPACE READING (ppm) AND INSTRUMENT USED	NA
TYPE OF PROTECTIVE CASING AND HEIGHT OF STICKUP IN FEET (If applicable)	Stick-up / 2.20
PROTECTIVE CASING MATERIAL TYPE:	Steel
MEASURE PROTECTIVE CASING INSIDE DIAMETER (Inches):	6

	YES	NO
LOCK PRESENT?	X	
LOCK FUNCTIONAL?	X	
DID YOU REPLACE THE LOCK?		X
IS THER EVIDENCE THAT THE WELL IS DOUBLE-CASED? (If yes, describe below)	X	
WELL MEASURING POINT VISIBLE?	X	

WELL DEPTH FROM MEASURING POINT (Feet):	10.4
DEPTH OF WATER FROM MEASURING POINT (Feet):.....	9.29
WELL DIAMETER (Inches):	2 inches
WELL CASING MATERIAL:	PVC
PHYSICAL CONDITION OF VISIBLE WELL CASING:	Good
ATTACH ID MARKER (if well ID is confirmed) and IDENTIFY MARKER TYPE	NA
PROXIMITY TO UNDERGROUND OR OVERHEAD UTILITIES	NA

DESCRIBE ACCESS TO WELL: (Include accessibility to truck mounted rig, natural obstructions, overhead power lines, proximity to permanent structures, etc.); ADD SKETCH OF LOCATION ON BACK, IF NECESSARY.
The well is located along the northern most Site access road and is easily accessible.

DESCRIBE WELL SETTING (For example, located in a field, in a playground, on pavement, in a garden, etc.) AND ASSESS THE TYPE OF RESTORATION REQUIRED.
Located in the northern portion of the Site along the landfill perimeter fence and northernmost access road.

IDENTIFY ANY NEARBY POTENTIAL SOURCES OF CONTAMINATION, IF PRESENT (e.g. Gas station, salt pile, etc.):
None

REMARKS:
None

New York State Department of Environmental Conservation
Ellenville Scrap Iron and Metal Site, Site Number: 356022
Ellenville, NY
Monitoring Well Inspection Form

INSPECTOR: Andrew Fishman & Audrey Koros
DATE/TIME: August 13, 2024 / 10:00-12:30
WELL ID: EPA-08B

	YES	NO
WELL VISIBLE? (If not, provided directions below)	X	
WELL ID VISIBLE?	X	
WELL LOCATIONS MATCH SITE MAP? (If not, sketch actual location on back)	X	

WELL I.D. AS IT APPEARS ON PROTECTIVE CASING OR WELL: EPA-08B

	YES	NO
SURFACE SEAL PRESENT?	X	
SURFACE SEAL COMPETENT? (if cracked, heaved, etc., describe below)	X	
PROTECTIVE CASING IN GOOD CONDITION? (If damaged, describe below)	X	

HEADSPACE READING (ppm) AND INSTRUMENT USED	NA
TYPE OF PROTECTIVE CASING AND HEIGHT OF STICKUP IN FEET (If applicable)	Stick-up / 2.55
PROTECTIVE CASING MATERIAL TYPE:	Steel
MEASURE PROTECTIVE CASING INSIDE DIAMETER (Inches):	6

	YES	NO
LOCK PRESENT?	X	
LOCK FUNCTIONAL?	X	
DID YOU REPLACE THE LOCK?		X
IS THER EVIDENCE THAT THE WELL IS DOUBLE-CASED? (If yes, describe below)	X	
WELL MEASURING POINT VISIBLE?	X	

WELL DEPTH FROM MEASURING POINT (Feet):	32.25
DEPTH OF WATER FROM MEASURING POINT (Feet):.....	13.9
WELL DIAMETER (Inches):	4 inches
WELL CASING MATERIAL:	PVC
PHYSICAL CONDITION OF VISIBLE WELL CASING:	Good
ATTACH ID MARKER (if well ID is confirmed) and IDENTIFY MARKER TYPE	NA
PROXIMITY TO UNDERGROUND OR OVERHEAD UTILITIES	NA

DESCRIBE ACCESS TO WELL: (Include accessibility to truck mounted rig, natural obstructions, overhead power lines, proximity to permanent structures, etc.); ADD SKETCH OF LOCATION ON BACK, IF NECESSARY.
The well is located along the northern most Site access road and is easily accessible.

DESCRIBE WELL SETTING (For example, located in a field, in a playground, on pavement, in a garden, etc.) AND ASSESS THE TYPE OF RESTORATION REQUIRED.
Located in the northern portion of the Site along the landfill perimeter fence and northernmost access road.

IDENTIFY ANY NEARBY POTENTIAL SOURCES OF CONTAMINATION, IF PRESENT (e.g. Gas station, salt pile, etc.):
None

REMARKS:
None

New York State Department of Environmental Conservation
Ellenville Scrap Iron and Metal Site, Site Number: 356022
Ellenville, NY
Monitoring Well Inspection Form

INSPECTOR: Andrew Fishman & Audrey Koros
DATE/TIME: August 13, 2024 / 10:00-12:30
WELL ID: EPA-09

	YES	NO
WELL VISIBLE? (If not, provided directions below)	X	
WELL ID VISIBLE?	X	
WELL LOCATIONS MATCH SITE MAP? (If not, sketch actual location on back)	X	

WELL I.D. AS IT APPEARS ON PROTECTIVE CASING OR WELL: EPA-09

	YES	NO
SURFACE SEAL PRESENT?	X	
SURFACE SEAL COMPETENT? (if cracked, heaved, etc., describe below)	X	
PROTECTIVE CASING IN GOOD CONDITION? (If damaged, describe below)	X	

HEADSPACE READING (ppm) AND INSTRUMENT USED	NA
TYPE OF PROTECTIVE CASING AND HEIGHT OF STICKUP IN FEET (If applicable)	Stick-up / 1.78
PROTECTIVE CASING MATERIAL TYPE:	Steel
MEASURE PROTECTIVE CASING INSIDE DIAMETER (Inches):	6

	YES	NO
LOCK PRESENT?	X	
LOCK FUNCTIONAL?	X	
DID YOU REPLACE THE LOCK?		X
IS THER EVIDENCE THAT THE WELL IS DOUBLE-CASED? (If yes, describe below)	X	
WELL MEASURING POINT VISIBLE?	X	

WELL DEPTH FROM MEASURING POINT (Feet):	20.45
DEPTH OF WATER FROM MEASURING POINT (Feet):.....	15.3
WELL DIAMETER (Inches):	2 inches
WELL CASING MATERIAL:	PVC
PHYSICAL CONDITION OF VISIBLE WELL CASING:	Good
ATTACH ID MARKER (if well ID is confirmed) and IDENTIFY MARKER TYPE	NA
PROXIMITY TO UNDERGROUND OR OVERHEAD UTILITIES	NA

DESCRIBE ACCESS TO WELL: (Include accessibility to truck mounted rig, natural obstructions, overhead power lines, proximity to permanent structures, etc.); ADD SKETCH OF LOCATION ON BACK, IF NECESSARY.
The well is located inside the perimeter fence and can only be accessed by foot.
Access is considered fair due to rough terrain/growth along treeline.

DESCRIBE WELL SETTING (For example, located in a field, in a playground, on pavement, in a garden, etc.) AND ASSESS THE TYPE OF RESTORATION REQUIRED.
Located along the landfill perimeter fence in the southwestern poriton of the Site.

IDENTIFY ANY NEARBY POTENTIAL SOURCES OF CONTAMINATION, IF PRESENT (e.g. Gas station, salt pile, etc.):
None

REMARKS:
None

New York State Department of Environmental Conservation
Ellenville Scrap Iron and Metal Site, Site Number: 356022
Ellenville, NY
Monitoring Well Inspection Form

INSPECTOR: Andrew Fishman & Audrey Koros
DATE/TIME: August 13, 2024 / 10:00-12:30
WELL ID: EPA-10

	YES	NO
WELL VISIBLE? (If not, provided directions below)	X	
WELL ID VISIBLE?	X	
WELL LOCATIONS MATCH SITE MAP? (If not, sketch actual location on back)	X	

WELL I.D. AS IT APPEARS ON PROTECTIVE CASING OR WELL: EPA-10

	YES	NO
SURFACE SEAL PRESENT?	X	
SURFACE SEAL COMPETENT? (if cracked, heaved, etc., describe below)	X	
PROTECTIVE CASING IN GOOD CONDITION? (If damaged, describe below)	X	

HEADSPACE READING (ppm) AND INSTRUMENT USED	NA
TYPE OF PROTECTIVE CASING AND HEIGHT OF STICKUP IN FEET (If applicable)	Stick-up / 1.42
PROTECTIVE CASING MATERIAL TYPE:	Steel
MEASURE PROTECTIVE CASING INSIDE DIAMETER (Inches):	6

	YES	NO
LOCK PRESENT?	X	
LOCK FUNCTIONAL?	X	
DID YOU REPLACE THE LOCK?		X
IS THER EVIDENCE THAT THE WELL IS DOUBLE-CASED? (If yes, describe below)	X	
WELL MEASURING POINT VISIBLE?	X	

WELL DEPTH FROM MEASURING POINT (Feet):	28.1
DEPTH OF WATER FROM MEASURING POINT (Feet):.....	14.2
WELL DIAMETER (Inches):	2 inches
WELL CASING MATERIAL:	PVC
PHYSICAL CONDITION OF VISIBLE WELL CASING:	Good
ATTACH ID MARKER (if well ID is confirmed) and IDENTIFY MARKER TYPE	NA
PROXIMITY TO UNDERGROUND OR OVERHEAD UTILITIES	NA

DESCRIBE ACCESS TO WELL: (Include accessibility to truck mounted rig, natural obstructions, overhead power lines, proximity to permanent structures, etc.); ADD SKETCH OF LOCATION ON BACK, IF NECESSARY.
The well is located along the eastern Site access road and is easily accessible.

DESCRIBE WELL SETTING (For example, located in a field, in a playground, on pavement, in a garden, etc.) AND ASSESS THE TYPE OF RESTORATION REQUIRED.
Located along the landfill perimeter fence along the eastern Site access road near the rip-rap.

IDENTIFY ANY NEARBY POTENTIAL SOURCES OF CONTAMINATION, IF PRESENT (e.g. Gas station, salt pile, etc.):
None

REMARKS:
None

New York State Department of Environmental Conservation
Ellenville Scrap Iron and Metal Site, Site Number: 356022
Ellenville, NY
Monitoring Well Inspection Form

INSPECTOR: Andrew Fishman & Audrey Koros
DATE/TIME: August 13, 2024 / 10:00-12:30
WELL ID: EPA-10B

	YES	NO
WELL VISIBLE? (If not, provided directions below)	X	
WELL ID VISIBLE?	X	
WELL LOCATIONS MATCH SITE MAP? (If not, sketch actual location on back)	X	

WELL I.D. AS IT APPEARS ON PROTECTIVE CASING OR WELL: EPA-10B

	YES	NO
SURFACE SEAL PRESENT?	X	
SURFACE SEAL COMPETENT? (if cracked, heaved, etc., describe below)	X	
PROTECTIVE CASING IN GOOD CONDITION? (If damaged, describe below)	X	

HEADSPACE READING (ppm) AND INSTRUMENT USED	NA
TYPE OF PROTECTIVE CASING AND HEIGHT OF STICKUP IN FEET (If applicable)	Stick-up / 1.75
PROTECTIVE CASING MATERIAL TYPE:	Steel
MEASURE PROTECTIVE CASING INSIDE DIAMETER (Inches):	6

	YES	NO
LOCK PRESENT?	X	
LOCK FUNCTIONAL?	X	
DID YOU REPLACE THE LOCK?		X
IS THER EVIDENCE THAT THE WELL IS DOUBLE-CASED? (If yes, describe below)	X	
WELL MEASURING POINT VISIBLE?	X	

WELL DEPTH FROM MEASURING POINT (Feet):	56.75
DEPTH OF WATER FROM MEASURING POINT (Feet):.....	12.7
WELL DIAMETER (Inches):	4 inches
WELL CASING MATERIAL:	PVC
PHYSICAL CONDITION OF VISIBLE WELL CASING:	Good
ATTACH ID MARKER (if well ID is confirmed) and IDENTIFY MARKER TYPE	NA
PROXIMITY TO UNDERGROUND OR OVERHEAD UTILITIES	NA

DESCRIBE ACCESS TO WELL: (Include accessibility to truck mounted rig, natural obstructions, overhead power lines, proximity to permanent structures, etc.); ADD SKETCH OF LOCATION ON BACK, IF NECESSARY.
The well is located along the eastern Site access road and is easily accessible.

DESCRIBE WELL SETTING (For example, located in a field, in a playground, on pavement, in a garden, etc.) AND ASSESS THE TYPE OF RESTORATION REQUIRED.
Located along the landfill perimeter fence along the eastern Site access road near the rip-rap.

IDENTIFY ANY NEARBY POTENTIAL SOURCES OF CONTAMINATION, IF PRESENT (e.g. Gas station, salt pile, etc.):
None

REMARKS:
None

New York State Department of Environmental Conservation
Ellenville Scrap Iron and Metal Site, Site Number: 356022
Ellenville, NY
Monitoring Well Inspection Form

INSPECTOR: Andrew Fishman & Audrey Koros
DATE/TIME: August 13, 2024 / 10:00-12:30
WELL ID: EPA-11

	YES	NO
WELL VISIBLE? (If not, provided directions below)	X	
WELL ID VISIBLE?	X	
WELL LOCATIONS MATCH SITE MAP? (If not, sketch actual location on back)	X	

WELL I.D. AS IT APPEARS ON PROTECTIVE CASING OR WELL: EPA-11

	YES	NO
SURFACE SEAL PRESENT?	X	
SURFACE SEAL COMPETENT? (if cracked, heaved, etc., describe below)	X	
PROTECTIVE CASING IN GOOD CONDITION? (If damaged, describe below)	X	

HEADSPACE READING (ppm) AND INSTRUMENT USED	NA
TYPE OF PROTECTIVE CASING AND HEIGHT OF STICKUP IN FEET (If applicable)	Stick-up / 1.75
PROTECTIVE CASING MATERIAL TYPE:	Steel
MEASURE PROTECTIVE CASING INSIDE DIAMETER (Inches):	6

	YES	NO
LOCK PRESENT?	X	
LOCK FUNCTIONAL?	X	
DID YOU REPLACE THE LOCK?		X
IS THER EVIDENCE THAT THE WELL IS DOUBLE-CASED? (If yes, describe below)	X	
WELL MEASURING POINT VISIBLE?	X	

WELL DEPTH FROM MEASURING POINT (Feet):	9
DEPTH OF WATER FROM MEASURING POINT (Feet):.....	Dry
WELL DIAMETER (Inches):	2 inches
WELL CASING MATERIAL:	PVC
PHYSICAL CONDITION OF VISIBLE WELL CASING:	Good
ATTACH ID MARKER (if well ID is confirmed) and IDENTIFY MARKER TYPE	NA
PROXIMITY TO UNDERGROUND OR OVERHEAD UTILITIES	NA

DESCRIBE ACCESS TO WELL: (Include accessibility to truck mounted rig, natural obstructions, overhead power lines, proximity to permanent structures, etc.); ADD SKETCH OF LOCATION ON BACK, IF NECESSARY.
The well is located outside the perimeter fence and is only accessible by foot.

DESCRIBE WELL SETTING (For example, located in a field, in a playground, on pavement, in a garden, etc.) AND ASSESS THE TYPE OF RESTORATION REQUIRED.
Located outside the perimeter fence along the eastern Site boundary.

IDENTIFY ANY NEARBY POTENTIAL SOURCES OF CONTAMINATION, IF PRESENT (e.g. Gas station, salt pile, etc.):
None

REMARKS:
None

New York State Department of Environmental Conservation
Ellenville Scrap Iron and Metal Site, Site Number: 356022
Ellenville, NY

Site-Wide Inspection Checklist

Type of Inspection: ☒ Semi-annual ☐ Storm-Driven ☐ Other:_____

I. SITE INFORMATION

Site Name: Ellenville Scrap Iron + Metal	**Date of Inspection:** August 13, 2024
Location and Region: 34-36 Cape Avenue, Ellenville, NY	**Site ID:** 356022
Agency, office, or company leading the annual review:	**Weather/temperature:** Clear, Sunny, 80 F

Remedy Includes: (Check all that apply)

- ☐ Monitored natural attenuation
- ☐ Access controls
- ☒ Institutional controls
- ☐ Groundwater containment
- ☐ Groundwater pump and treatment
- ☒ Surface water collection and treatment
- ☒ Other Landfill cap and supporting features

Attachments: ☐ Monitoring Well Construction Information ☒ Site map attached

II. INTERVIEWS (Check all that apply)

1. **Local regulatory authorities and response agencies** (i.e., State and Tribal offices, emergency response office, police department, office of public health or environmental health, zoning office, recorder of deeds, or other city and county offices, etc.) Fill in all that apply.

Agency NYSDEC
Contact Emily Barry (Name) | Project Manager (Title) | _____ (Date) | (845) 633-5457 (Phone no.)
Problems; suggestions; ☐ Report attached _____

Agency _____
Contact _____ (Name) | _____ (Title) | _____ (Date) | _____ (Phone no.)
Problems; suggestions; ☐ Report attached _____

Agency _____
Contact _____ (Name) | _____ (Title) | _____ (Date) | _____ (Phone no.)
Problems; suggestions; ☐ Report attached _____

Agency _____
Contact _____ (Name) | _____ (Title) | _____ (Date) | _____ (Phone no.)
Problems; suggestions; ☐ Report attached _____

Agency _____
Contact _____ (Name) | _____ (Title) | _____ (Date) | _____ (Phone no.)
Problems; suggestions; ☐ Report attached _____

2. **Other interviews** (optional) ☐ Report attached.

III. DOCUMENTS & RECORDS MAINTAINED AT TRC OFFICES VERIFIED (Check all that apply)

(Completed in-office, prior to site visit)

1. **O&M Documents**

☒ SMP	☒ Readily available	☐ Up to date	☐ N/A
☒ As-built drawings	☒ Readily available	☐ Up to date	☐ N/A
☐ Maintenance logs	☐ Readily available	☐ Up to date	☐ N/A

Remarks_____

2. **Site-Specific Health and Safety Plan** ☒ Readily available ☒ Up to date ☐ N/A
   ☐ Contingency plan/emergency response plan ☐ Readily available ☐ Up to date ☐ N/A
   Remarks_____

3. **OSHA Training Records**
   Personnel: Name:_____ ☐ Readily available ☐ Up to date ☒ N/A
   Remarks_____

4. **Previous Periodic Review Report (PRR)** ☒ Readily available ☒ Up to date ☐ N/A
   Remarks_____

IV. O&M COSTS

1. **O&M Organization**
   ☐ State in-house ☒ Contractor for State
   ☐ PRP in-house ☐ Contractor for PRP
   ☐ Federal Facility in-house ☐ Contractor for Federal Facility
   ☒ Other Routine site management activities performed by TRC Engineers, Inc.

2. **O&M Cost Records**
   ☒ Readily available ☒ Up to date
   ☒ Funding mechanism/agreement in place

3. **Unanticipated or Unusually High O&M Costs During Review Period**
   Describe costs and reasons: N/A

4. **Possible Expenditures required to address site deficiencies**
   Contractor costs to remove vegetation from landfill cap and rip-rap drainage channels, and remove fallen tree from fence.

V. ACCESS AND INSTITUTIONAL CONTROLS

A. Fencing

1. **Fencing damaged** ☒ Location shown on site map ☐ N/A
   Remarks Fencing slightly dented along northern portion of the fence, where the tree has fallen.

B. Gates

1. **Site Entrance Slide Gate** ☐ Location shown on site map ☐ N/A
   Condition: ☒ Good ☐ Needs maintenance ☐ N/A
   Remarks

2. **Basin Swing Gate** ☐ Location shown on site map ☐ N/A
   Condition: ☒ Good ☐ Needs maintenance ☐ N/A
   Remarks

3. **Landfill Main Gate** ☐ Location shown on site map ☐ N/A
   Condition: ☒ Good ☐ Needs maintenance ☐ N/A
   Remarks

4. **Parking Area Swing Gate** ☐ Location shown on site map ☐ N/A
   Condition: ☒ Good ☐ Needs maintenance ☐ N/A
   Remarks

C. Other Access Restrictions

1. **Signs and other security measures** ☐ Location shown on site map ☐ N/A
   Condition: ☐ Good ☒ Needs maintenance ☐ N/A
   Remarks Main landfill sign deteriorating and will eventually need maintenance or replacement.

2. **Guardrails** ☐ Location shown on site map ☐ N/A
   Condition: ☒ Good ☐ Needs maintenance ☐ N/A
   Remarks

D. Institutional Controls (ICs) - See Section 2.3 of SMP (Attached)

1. **Implementation and enforcement**

Site conditions imply ICs not properly implemented ☐ Yes ☒ No ☐ N/A

Site conditions Imply ICs not being fully enforced ☐ Yes ☒ No ☐ N/A

Type of monitoring (*e.g.* , self-reporting, drive-by) Self-reporting

Frequency Every 5 quarters and as-needed

Responsible party/agency NYSDEC

Contact Emily Barry (Name) Project Manager (Title) 08/13/2024 (Date) (845) 633-5457 (Phone no.)

Reporting is up-to-date ☒ Yes ☐ No ☐ N/A

Reports are verified by the lead agency ☒ Yes ☐ No ☐ N/A

Specific requirements in deed or decision document have been met ☒ Yes ☐ No ☐ N/A

Site conditions imply ICs not properly implemented ☐ Yes ☒ No ☐ N/A

Other problems or suggestions: ☐ Report attached

Overgrown vegetation noted on landfill cap and within rip-rap drainage channels.

2. **Adequacy** ☒ ICs are adequate ☐ ICs are inadequate ☐ N/A

Remarks

E. General

1. **Vandalism/trespassing** ☐ Location shown on site map ☒ No vandalism evident

Remarks

2. **Land use changes on-site** ☒ N/A

Remarks

3. **Land use changes off-site** ☒ N/A

Remarks

VI. GENERAL SITE CONDITIONS

A. Access Roads ☒ Applicable ☐ N/A

1. **Roads damaged** ☒ Location shown on site map ☐ Roads adequate ☐ N/A

Remarks Overgrown vegetation and fallen tree on access road.

B. Other Site Conditions

1. **Litter** ☐ Litter present on Site ☒ No litter present

Remarks

2. **Heaved areas** ☐ Location shown on site map ☒ No heaving evident

Remarks

3. **Other**
Overgrown vegetation noted within rip-rap drainage channels and on landfill cap.

VII. LANDFILL COVERS

A. Landfill Surface

1. **Settlement** (Low spots) ☐ Location shown on site map ☒ Settlement not evident
Areal extent_____ Depth_____
Remarks Overgrown vegetation noted on landfill cap and within rip-rap drainage channels. Further growth in the northern swale may impede surface water flow.

2. **Cracks** ☐ Location shown on site map ☒ Cracking not evident
Lengths_____ Widths_____ Depths_____
Remarks_____

3. **Erosion** ☐ Location shown on site map ☒ Erosion not evident
Areal extent_____ Depth_____
Remarks_____

4. **Holes/ Rodent Burrows** ☐ Location shown on site map ☒Holes not evident
Areal extent_____ Depth_____
Remarks_____

5. **Vegetative Restoration** ☒ Grass ☒ Cover properly established ☒ No signs of stress
☐ Trees/Shrubs (indicate size and locations on a diagram)
Remarks_____

6. **Deep Rooted Vegetation** ☐ Location shown on site map ☒ Not evident
☐ Trees/Shrubs (indicate size and locations on a diagram) ☐ Roots appear to breach cap
Remarks Overgrown vegetation on landfill cap and in rip rap drainage channels. See attached site map and photographic log.

7. **Alternative Cover (armored rock, concrete, etc.)** ☒ N/A
Remarks_____

8. **Bulges** ☐ Location shown on site map ☒ Bulges not evident
Areal extent_____ Height_____
Remarks_____

9. **Wet Areas/Water Damage** ☒ Wet areas/water damage not evident
   - ☐ Wet areas ☐ Location shown on site map Areal extent_____
   - ☐ Ponding ☐ Location shown on site map Areal extent_____
   - ☐ Seeps ☐ Location shown on site map Areal extent_____
   - ☐ Soft subgrade ☐ Location shown on site map Areal extent_____

   Remarks_____

10. **Slope Instability** ☐ Slides ☐ Location shown on site map ☒ No evidence of slope instability
    Areal extent_____
    Remarks_____

B. Cover Penetrations ☒ Applicable ☐ N/A

1. **Gas Vents** ☐ Active ☒ Passive
   - ☐ Properly secured/locked ☒ Functioning ☐ Routinely Sampled ☒ Screen and Riser in Good condition
   - ☐ Evidence of leakage at penetration ☐ Needs Maintenance
   - ☐ N/A

   Remarks_____

2. **Monitoring Wells** (within surface area of landfill)
   - ☒ Properly secured/locked ☒ Functioning ☒ Routinely Sampled ☒ Well Caps in Good condition
   - ☐ Evidence of leakage at penetration ☐ Needs Maintenance ☒ Concrete Pad Intact ☐ N/A

   Remarks_____

C. Cover Drainage Layer ☒ Applicable ☐ N/A

1. **Outlet Pipes Inspected** ☐ Functioning ☒ N/A
   Remarks_____

2. **Outlet Rock Inspected** ☐ Functioning ☒ N/A
   Remarks_____

D. Detention Basin ☒ Applicable ☐ N/A

1. **Siltation** Areal Extent_____ Depth_____ ☐ N/A
   ☒ Siltation not evident
   Remarks_____

2. **Erosion** Areal Extent_____ Depth_____
   ☒ Erosion not evident
   Remarks_____

3. **Detention Basin Overflow** ☒ Functioning ☐ N/A
Remarks_____

E. Perimeter Drainage Channels ☒ Applicable ☐ N/A

1. **Siltation** ☐ Location shown on site map ☒ Siltation not evident
Areal extent_____ Depth_____
Remarks No water noted in the drainage swales.

2. **Vegetative Growth** ☒ Location shown on site map ☐ N/A
☐ Vegetation does not impede flow
Areal extent_____ Type_____
Remarks Overgrown vegetation noted within the rip-rap drainage channels. Further growth in the northern swale may impede surface water flow and damage the drainage feature.

3. **Erosion** ☐ Location shown on site map ☒ Erosion not evident
Areal extent_____ Depth_____
Remarks_____

VIII. GROUNDWATER/SURFACE WATER REMEDIES

A. Construction Wetland

1. **Erosion** ☐ Location shown on site map ☒ Erosion not evident
Areal extent_____ Depth_____
Remarks_____

2. **Health of Vegetation** ☒ Vegetation appears healthy ☐ Invasive Species Evident (list below)
Remarks_____

B. Monitoring Data

1. Monitoring Data
☒ Is routinely submitted on time ☒ Is of acceptable quality

2. Monitoring Data Suggests:
☐ Groundwater plume is effectively contained ☐ Contaminant concentrations are declining

C. Monitoring Natural Attenuation

1. **Monitoring Wells** (natural attenuation remedy)
☒ Properly secured/locked ☒ Functioning ☒ Routinely Sampled ☒ Good condition
☒ All required wells located ☐ Needs maintenance ☐ N/A
Remarks Unable to locate monitoring wells EPA-04, EPA-05, EPA-06, and EPA-07.

New York State Department of Environmental Conservation
Ellenville Scrap Iron and Metal Site, Site Number: 356022
Ellenville, NY

IX. OVERALL OBSERVATIONS

A. Implementation of the Remedy

Describe issues and observations relating to whether the remedy is effective and functioning as designed. Begin with a brief statement of what the remedy is to accomplish (i.e., to contain contaminant plume, minimize infiltration and gas emissions, etc.)

The landfill cap and supporting features are intact, in good condition, and functioning as intended.

B. Adequacy of O&M

Describe issues and observations related to the implementation and scope of O&M procedures. In particular, discuss their relationship to the current and long-term protectiveness of the remedy.

Overgrown vegetation noted on landfill cap and within rip-rap drainage channels. Further growth in the northern swale may impede surface water flow and damage to the drainage feature.

Unable to locate monitoring wells EPA-04, EPA-05, EPA-06, and EPA-07. An additional attempt to locate these wells will be made in late winter or early spring prior to growth season.

C. Implementation of the Remedy

Describe issues and observations such as unexpected changes in the cost or scope of O&M or a high frequency of unscheduled repairs that suggest that the protectiveness of the remedy may be compromised in the future.

NYSDEC has arranged for a Call-Out contractor to clear vegetation from the landfill cap and rip rap drainage channels, and remove the fallen tree blocking the access road.

D. Opportunities for Optimization

Describe possible opportunities for optimization in monitoring tasks or the operation of the remedy.

N/A

LEGEND

- TAX PARCEL BOUNDARY
- LANDFILL CAP
- STORMWATER BASIN
- RIP RAP CHANNEL
- ACCESS ROAD
- DRAINAGE SWALE
- CHAIN LINK FENCE
- MONITORING WELL
- ABANDONED MONITORING WELL
- GAS VENT
- DOWNED TREE AND FENCE DAMAGE
- VEGETATION OVERGROWTH AND SAPLINGS

NOTES:

1. LOCATIONS AND DIMENSIONS OF PHYSICAL FEATURES AND BOUNDARIES ARE APPROXIMATE.

BASE MAP: NEARMAP IMAGERY DATED SEPTEMBER, 2022
DATA SOURCES: TRC
SHEET SIZE: 11X17L

1:1,800
1" = 150'
0 75 150 FEET

PROJECT:
NEW YORK STATE DEPARTMENT OF ENVIRONMENTAL CONSERVATION
ELLENVILLE SCRAP IRON AND METAL - SITE NO. 356022
34-36 CAPE AVENUE
ELLENVILLE, NEW YORK 12428

TITLE:
SITE LAYOUT MAP

DRAWN BY:	L. LILL	PROJ. NO.:	425272.0000.0000
CHECKED BY:	P. RODMAN		**FIGURE 2**
APPROVED BY:	J. KING		
DATE:	MARCH 2024		

TRC
3 Corporate Drive
Suite 202
Clifton Park, NY 12065
Phone: 518.348.1190

FILE: SMP.aprx

Coordinate System: NAD 1983 StatePlane New York East FIPS 3101 Feet, Map Rotation: 30
Saved By: LILL on 3/27/2024 11:14:32 AM, File Path: T:\1-PROJECTS\N\SITES\425272_EllenvilleScrap\2-APRX\SMP\SMP.aprx, Layout Name: Fig02_SiteLayout

Ellenville Scrap Iron and Metal - NYSDEC Site No. 356022
Photograph Log
Date: August 13, 2024

Photo #1: View of the entrance of the landfill. Sign is deteriorating and will need replacing, facing SW.

Photo #2: View of vegetation and saplings present within the northern drainage channel, facing west.

Photo #3: View of EPA-10 and EPA-10B, facing north.

Photo #4: View of a fallen tree along the northern access road. Fence is slightly dented. Facing NW

Photo #5: View of EPA-09 along with newly installed hydrasleeve. Facing west

Photo #6: View of top of landfill with overgrown vegetation, facing SE.

Photo #7: View of access road on SE side of landfill, facing SW.

Photo #8: View of EPA-3B, which was in good condition, facing south.

APPENDIX C

Da□a □□a□□□□□ □u□ □ar□ Rep□r□

□□e□	Ellenville Iron □ Metal
□a□□ra□□r□□	Pace New England – East Longmeadow, MA
□D□ □□□□	□□E□□□□
Para□ e□er□□	Volatile Organic Compounds □VOCs□
Da□a Rev□e□er□	David DiGena-Segal□TRC
Peer Rev□e□er□	Eli□a□eth Denly□TRC
Da□e□	August □, □0□□

□a□ p□e□ Rev□e□ed and □va□ua□□□n □u□ □ar□

□ Groundwater Samples□	D□P-0□□, EPA-□□, EPA-□R, EPA-0□, EPA-0□□, EPA-0□, EPA-□0, EPA-□0□
□ Trip □lank Sample□	Trip □lank

□Field duplicate of sample EPA-□0□

The a□ove-listed samples were collected on May □7, □0□□, and were analy□ed for VOCs □y SW-□□□ Method □□□0D. The data validation was performed in accordance with *USEPA National Functional Guidelines for Organic Superfund Methods Data Review (EPA-540-R-20-005),* Novem□er □0□0, modified for the SW-□□□ methodology utili□ed.

The data were evaluated □ased on the following parameters□

- Overall Evaluation of Data and Potential □sa□ility Issues
- Data Completeness
- □ Holding Times and Sample Preservation
- □ Gas Chromatography□Mass Spectrometry □GC□MS□Tunes
- Initial and Continuing Cali□rations
- □lanks
- □ Surrogate Recoveries
- Matri□Spike□Matri□Spike Duplicate □MS□MSD□Results
- □ Internal Standards
- □ La□oratory Control Sample □LCS□LCS Duplicate □LCSD□Results
- □ Field Duplicate Results
- Sample Results and Reported Quantitation Limits □QLs□
- □ Target Compound Identification

□ - All criteria were met.

□vera□□□va□ua□□□n □□Da□a and P□□en□a□□ □a□□□□□ □□□ue□

All results are usa□le for pro□ect o□□ectives. Qualifications applied to the data as a result of sampling error were not required. Qualifications applied to the data as a result of analytical error are discussed □elow.

- Potential uncertainty e□ists for select VOC results that were □elow the lowest cali□ration standard and QL. These results were qualified as estimated □□□in the associated samples. These results can □e used for pro□ect o□□ectives as estimated values, which may have a minor impact on the data usa□ility.

- The nondetect results for □,□-dio□ane in all samples were qualified as estimated □□ □□due to low relative response factors □RRFs□in initial and continuing cali□rations. These results can □e used for pro□ect o□□ectives as nondetects with estimated QLs, which may have a minor impact on the data usa□ility.

- The nondetect results for select VOCs in all samples were qualified as estimated □□ □□due to continuing cali□ration □CC□nonconformances. These results can □e used for pro□ect o□□ectives as nondetects with estimated QLs, which may have a minor impact on the data usa□ility.

- The nondetect results for select VOCs in sample EPA-□0□ were qualified as estimated □□ □□ due to low MS and□or MSD recoveries and□or detection □elow the QL. These results can □e used for pro□ect o□□ectives as nondetects with estimated QLs, which may have a minor impact on the data usa□ility.

Da□a C□□ p□e□ene□□

The data package was a complete Level IV data delivera□le package with the following e□ception.

- The la□oratory-reported analyte list did not match the target compound list □TCL□. Results for o-□ylene and m,p-□ylenes were not reported, although these are included on the TCL for □□□0□VOC analysis□results for total □ylenes were reported instead. Further, □,□-dio□ane was reported □y the la□oratory, although not included on the □□□0□VOC TCL.

No validation actions were taken on this □asis.

□□d□n□ □□□ e□ and □a□ p□e Pre□erva□□□n

All holding time and sample preservation criteria were met.

□C□M□ □une□

All criteria were met.

□n□□a□and C□n□nu□n□ Ca□□□ra□□□n□

All percent relative standard deviations and correlation coefficients were within the method acceptance criteria in the initial cali□ration □IC□associated with the samples in this data set. The following ta□le summari□es the RRF that did not meet the acceptance criteria in the IC, the associated samples, and the validation actions.

□C	C□□ p□und	RR□	Va□da□□□n A□□□□n□
□□□□□0□□□ GCMSVOA□	□,□-Dio□ane	0.00□7□	The nondetect results for □,□-dio□ane were qualified as estimated □□ □□in the associated samples. These results were not re□ected since the percent recovery □□ R□of the lowest initial cali□ration standard □□□.□□ □was □70□ .
A□□□□a□ed □a□ p□e□□ All samples in this data set e□cept Trip □lank			

□C	C□□ p□und	RR□	Va□da□□n A□□□n□
□□0□□0□□□ GCMSVOA□	□,□-Dio□ane	0.00□□□	The nondetect results for □,□-dio□ane were qualified as estimated □□ □□in the associated samples. These results were not re□ected since the □ R of the lowest initial cali□ration standard □□□.□□ □was □70□ .
A□□□□a□ed □a□ p□e□ Trip □lank			

The following ta□le summari□es the RRFs and percent differences □□ Ds□for target compounds that did not meet the acceptance criteria in the CC standards, the associated samples, and the validation actions.

CC	C□□ p□und	□ D	RR□	Va□da□□n A□□□n□
S0□7□□□-CCV□	□romoform	-□□.□	-	The nondetect results for these VOCs were qualified as estimated □□ □□in the associated sample.
	□,□-Dio□ane□	-	0.00□□□	
	Methyl Acetate	-□□.□	-	
A□□□□a□ed □a□ p□e□ EPA-□0□				
S0□□□7□-CCV□	□romoform	-□□.□	-	The nondetect results for these VOCs were qualified as estimated □□ □□in the associated samples.
	□romomethane	□□.□	-	
	□,□-Dio□ane□	-	0.00□□□	
A□□□□a□ed □a□ p□e□□ EPA-□□, EPA-□R, EPA-□0, D□P-0□, EPA-0□, EPA-0□, EPA-0□□				
S0□□□□□-CCV□	□,□-Dio□ane□	-	0.00□□□	The nondetect results for these VOCs were qualified as estimated □□ □□in the associated sample.
	Trichlorofluoromethane □Freon □□□	-□□.7	-	
A□□□□a□ed □a□ p□e□ Trip □lank				
-□Met criteria □ These results were not re□ected since the □ R of the lowest initial cali□ration standard was □70□ .				

□□an□□

Target analytes were not detected in the la□oratory method □lanks associated with this sample set. The ta□le □elow summari□es the analyte detected in the trip □lank and the resulting validation actions.

□□an□ □D	C□□ p□und	□□an□ C□n□en□ra□□□n	2□ □□an□ C□n□en□ra□□□n	Va□da□□n A□□□n□
Trip □lank	Toluene	0.□□ □ □g□L	0.□□ □g□L	Qualification was not required since toluene was nondetect in the associated samples.
A□□□□a□ed □a□ p□e□□ All samples in this data set.				

□urr□□a□e Re□□ver□e□

All criteria were met.

M□□M□D Re□u□□□

MS□MSD analyses were performed on sample EPA-□0□. The following ta□le summari□es the MS□MSD □ Rs that did not meet the la□oratory acceptance criteria in the MS□MSD analyses and the

resulting validation actions. The relative percent differences (RPDs) were within the acceptance criteria.

M□M□D Paren□ □a□p□e □D	C□□p□und	M□M□D □R□□□	M□M□D □C□□□ □□□	Va□da□□□n A□□□□n
EPA-□0□	□romoform	□□.□□□□.7	70-□□0	The nondetect results for listed VOCs in sample EPA-□0□ were qualified as estimated □□□□.
	□,□-Di□romo-□-chloropropane □D□CP□	□7.7□-		
	□,□-Dio□ane	□□.□□-		
	Methyl Acetate	□□.0□□□.□		
	Chloroethane	-□□□7		Qualification of the data was not required since chloroethane was not detected in sample EPA-□0□.
-□Met criteria				

□n□erna□□□andard□

All criteria were met.

□C□□□C□D Re□u□□□

All criteria were met.

□e□d Dup□□□a□e Re□u□□□

Samples EPA-□0□ and D□P-0□ were su□mitted as the field duplicate pair with this sample set. The RPD acceptance limit for field duplicates in aqueous media is ≤30%. The RPD is not applica□le for comparison of results □□□the QL□instead, comparison is □ased on the a□solute difference □A□sD□ □etween the results, which must □e □QL. The following ta□le summari□es the results for the detected analytes in the field duplicate pair. All criteria were met.

C□□p□und	□□ □□□□□□□	C□n□en□ra□□□n □□□□□□		A□□D □□□□□□
		□PA-□□□	D□P-□□	
Acetone	□0	□.□□	ND	A□sD□□7.□

□a□p□e Re□u□□□ and Rep□r□ed □uan□□a□□□n □□□ □□□

Sample calculations were spot-checked□no errors were noted.

Select VOC results were reported □elow the lowest cali□ration standard level and QL. These results were qualified as estimated □□□in the associated samples □y the la□oratory.

The following ta□le summari□es the dilutions that were performed on the samples in this data set.

□a□p□e □D	D□u□□□n	Rea□□n □□r D□u□□□n
EPA-0□	□-fold	Dilution was performed due to foaming sample matri□

□ar□e□C□□ p□und □den□□□□a□□□n

All criteria were met.

QUALIFIED FORM 1s

con-test® A Pace Analytical® Laboratory

39 Spruce Street * East Longmeadow, MA 01028 * FAX 413/525-6405 * TEL. 413/525-2332

Project Location: 34-36 Cape Avenue, Ellenville, NY Sample Description: Work Order: 23E2461

Date Received: 5/17/2023

Field Sample #: EPA-3B Sampled: 5/17/2023 09:15

Sample ID: 23E2461-01

Sample Matrix: Ground Water

Volatile Organic Compounds by GC/MS

Analyte	Results	RL	DL	Units	Dilution	Flag/Qual	Method	Date Prepared	Date/Time Analyzed	Analyst
Acetone	ND	50	2.0	µg/L	1		SW-846 8260D	5/22/23	5/28/23 3:00	MFF
Benzene	ND	1.0	0.18	µg/L	1		SW-846 8260D	5/22/23	5/28/23 3:00	MFF
Bromochloromethane	ND	1.0	0.28	µg/L	1		SW-846 8260D	5/22/23	5/28/23 3:00	MFF
Bromodichloromethane	ND	0.50	0.16	µg/L	1		SW-846 8260D	5/22/23	5/28/23 3:00	MFF
Bromoform	~~ND~~ UJ	1.0	0.41	µg/L	1	~~V-05~~	SW-846 8260D	5/22/23	5/28/23 3:00	MFF
Bromomethane	~~ND~~ UJ	2.0	1.3	µg/L	1		SW-846 8260D	5/22/23	5/28/23 3:00	MFF
2-Butanone (MEK)	ND	20	1.7	µg/L	1		SW-846 8260D	5/22/23	5/28/23 3:00	MFF
Carbon Disulfide	ND	5.0	1.6	µg/L	1		SW-846 8260D	5/22/23	5/28/23 3:00	MFF
Carbon Tetrachloride	ND	5.0	0.16	µg/L	1		SW-846 8260D	5/22/23	5/28/23 3:00	MFF
Chlorobenzene	ND	1.0	0.12	µg/L	1		SW-846 8260D	5/22/23	5/28/23 3:00	MFF
Chlorodibromomethane	ND	0.50	0.20	µg/L	1		SW-846 8260D	5/22/23	5/28/23 3:00	MFF
Chloroethane	ND	2.0	0.34	µg/L	1		SW-846 8260D	5/22/23	5/28/23 3:00	MFF
Chloroform	ND	2.0	0.14	µg/L	1		SW-846 8260D	5/22/23	5/28/23 3:00	MFF
Chloromethane	ND	2.0	0.50	µg/L	1		SW-846 8260D	5/22/23	5/28/23 3:00	MFF
Cyclohexane	ND	5.0	1.8	µg/L	1		SW-846 8260D	5/22/23	5/28/23 3:00	MFF
1,2-Dibromo-3-chloropropane (DBCP)	ND	5.0	0.85	µg/L	1		SW-846 8260D	5/22/23	5/28/23 3:00	MFF
1,2-Dibromoethane (EDB)	ND	0.50	0.16	µg/L	1		SW-846 8260D	5/22/23	5/28/23 3:00	MFF
1,2-Dichlorobenzene	ND	1.0	0.13	µg/L	1		SW-846 8260D	5/22/23	5/28/23 3:00	MFF
1,3-Dichlorobenzene	ND	1.0	0.14	µg/L	1		SW-846 8260D	5/22/23	5/28/23 3:00	MFF
1,4-Dichlorobenzene	ND	1.0	0.13	µg/L	1		SW-846 8260D	5/22/23	5/28/23 3:00	MFF
Dichlorodifluoromethane (Freon 12)	ND	2.0	0.16	µg/L	1		SW-846 8260D	5/22/23	5/28/23 3:00	MFF
1,1-Dichloroethane	ND	1.0	0.14	µg/L	1		SW-846 8260D	5/22/23	5/28/23 3:00	MFF
1,2-Dichloroethane	ND	1.0	0.30	µg/L	1		SW-846 8260D	5/22/23	5/28/23 3:00	MFF
1,1-Dichloroethylene	ND	1.0	0.14	µg/L	1		SW-846 8260D	5/22/23	5/28/23 3:00	MFF
cis-1,2-Dichloroethylene	ND	1.0	0.14	µg/L	1		SW-846 8260D	5/22/23	5/28/23 3:00	MFF
trans-1,2-Dichloroethylene	ND	1.0	0.17	µg/L	1		SW-846 8260D	5/22/23	5/28/23 3:00	MFF
1,2-Dichloropropane	ND	1.0	0.19	µg/L	1		SW-846 8260D	5/22/23	5/28/23 3:00	MFF
cis-1,3-Dichloropropene	ND	0.50	0.16	µg/L	1		SW-846 8260D	5/22/23	5/28/23 3:00	MFF
trans-1,3-Dichloropropene	ND	0.50	0.14	µg/L	1		SW-846 8260D	5/22/23	5/28/23 3:00	MFF
1,4-Dioxane	~~ND~~ UJ	50	18	µg/L	1		SW-846 8260D	5/22/23	5/28/23 3:00	MFF
Ethylbenzene	ND	1.0	0.22	µg/L	1		SW-846 8260D	5/22/23	5/28/23 3:00	MFF
2-Hexanone (MBK)	ND	10	1.2	µg/L	1		SW-846 8260D	5/22/23	5/28/23 3:00	MFF
Isopropylbenzene (Cumene)	ND	1.0	0.15	µg/L	1		SW-846 8260D	5/22/23	5/28/23 3:00	MFF
Methyl Acetate	ND	1.0	0.61	µg/L	1		SW-846 8260D	5/22/23	5/28/23 3:00	MFF
Methyl tert-Butyl Ether (MTBE)	ND	1.0	0.17	µg/L	1		SW-846 8260D	5/22/23	5/28/23 3:00	MFF
Methyl Cyclohexane	ND	1.0	0.16	µg/L	1		SW-846 8260D	5/22/23	5/28/23 3:00	MFF
Methylene Chloride	ND	5.0	0.18	µg/L	1		SW-846 8260D	5/22/23	5/28/23 3:00	MFF
4-Methyl-2-pentanone (MIBK)	ND	10	1.3	µg/L	1		SW-846 8260D	5/22/23	5/28/23 3:00	MFF
Styrene	ND	1.0	0.15	µg/L	1		SW-846 8260D	5/22/23	5/28/23 3:00	MFF
1,1,2,2-Tetrachloroethane	ND	0.50	0.14	µg/L	1		SW-846 8260D	5/22/23	5/28/23 3:00	MFF
Tetrachloroethylene	ND	1.0	0.17	µg/L	1		SW-846 8260D	5/22/23	5/28/23 3:00	MFF
Toluene	ND	1.0	0.22	µg/L	1		SW-846 8260D	5/22/23	5/28/23 3:00	MFF
1,2,3-Trichlorobenzene	ND	5.0	0.34	µg/L	1		SW-846 8260D	5/22/23	5/28/23 3:00	MFF
1,2,4-Trichlorobenzene	ND	1.0	0.30	µg/L	1		SW-846 8260D	5/22/23	5/28/23 3:00	MFF

con-test® A Pace Analytical® Laboratory
39 Spruce Street * East Longmeadow, MA 01028 * FAX 413/525-6405 * TEL. 413/525-2332

Project Location: 34-36 Cape Avenue, Ellenville, NY Sample Description: Work Order: 23E2461

Date Received: 5/17/2023

Field Sample #: EPA-3B Sampled: 5/17/2023 09:15

Sample ID: 23E2461-01

Sample Matrix: Ground Water

Volatile Organic Compounds by GC/MS

Analyte	Results	RL	DL	Units	Dilution	Flag/Qual	Method	Date Prepared	Date/Time Analyzed	Analyst
1,1,1-Trichloroethane	ND	1.0	0.15	µg/L	1		SW-846 8260D	5/22/23	5/28/23 3:00	MFF
1,1,2-Trichloroethane	ND	1.0	0.19	µg/L	1		SW-846 8260D	5/22/23	5/28/23 3:00	MFF
Trichloroethylene	ND	1.0	0.17	µg/L	1		SW-846 8260D	5/22/23	5/28/23 3:00	MFF
Trichlorofluoromethane (Freon 11)	ND	2.0	0.15	µg/L	1		SW-846 8260D	5/22/23	5/28/23 3:00	MFF
1,1,2-Trichloro-1,2,2-trifluoroethane (Freon 113)	ND	1.0	0.21	µg/L	1		SW-846 8260D	5/22/23	5/28/23 3:00	MFF
Vinyl Chloride	ND	2.0	0.24	µg/L	1		SW-846 8260D	5/22/23	5/28/23 3:00	MFF
Xylenes (total)	ND	1.0	1.0	µg/L	1		SW-846 8260D	5/22/23	5/28/23 3:00	MFF

Surrogates	% Recovery	Recovery Limits	Flag/Qual	
1,2-Dichloroethane-d4	100	70-130		5/28/23 3:00
Toluene-d8	98.8	70-130		5/28/23 3:00
4-Bromofluorobenzene	91.9	70-130		5/28/23 3:00

con-test® A Pace Analytical® Laboratory

39 Spruce Street * East Longmeadow, MA 01028 * FAX 413/525-6405 * TEL. 413/525-2332

Project Location: 34-36 Cape Avenue, Ellenville, NY Sample Description: Work Order: 23E2461

Date Received: 5/17/2023

Field Sample #: EPA-3R Sampled: 5/17/2023 10:00

Sample ID: 23E2461-02

Sample Matrix: Ground Water

Volatile Organic Compounds by GC/MS

Analyte	Results	RL	DL	Units	Dilution	Flag/Qual	Method	Date Prepared	Date/Time Analyzed	Analyst
Acetone	3.3	50	2.0	µg/L	1	J	SW-846 8260D	5/22/23	5/28/23 3:27	MFF
Benzene	ND	1.0	0.18	µg/L	1		SW-846 8260D	5/22/23	5/28/23 3:27	MFF
Bromochloromethane	ND	1.0	0.28	µg/L	1		SW-846 8260D	5/22/23	5/28/23 3:27	MFF
Bromodichloromethane	ND	0.50	0.16	µg/L	1		SW-846 8260D	5/22/23	5/28/23 3:27	MFF
Bromoform	~~ND~~ UJ	1.0	0.41	µg/L	1	~~V-05~~	SW-846 8260D	5/22/23	5/28/23 3:27	MFF
Bromomethane	~~ND~~ UJ	2.0	1.3	µg/L	1		SW-846 8260D	5/22/23	5/28/23 3:27	MFF
2-Butanone (MEK)	ND	20	1.7	µg/L	1		SW-846 8260D	5/22/23	5/28/23 3:27	MFF
Carbon Disulfide	ND	5.0	1.6	µg/L	1		SW-846 8260D	5/22/23	5/28/23 3:27	MFF
Carbon Tetrachloride	ND	5.0	0.16	µg/L	1		SW-846 8260D	5/22/23	5/28/23 3:27	MFF
Chlorobenzene	ND	1.0	0.12	µg/L	1		SW-846 8260D	5/22/23	5/28/23 3:27	MFF
Chlorodibromomethane	ND	0.50	0.20	µg/L	1		SW-846 8260D	5/22/23	5/28/23 3:27	MFF
Chloroethane	ND	2.0	0.34	µg/L	1		SW-846 8260D	5/22/23	5/28/23 3:27	MFF
Chloroform	ND	2.0	0.14	µg/L	1		SW-846 8260D	5/22/23	5/28/23 3:27	MFF
Chloromethane	ND	2.0	0.50	µg/L	1		SW-846 8260D	5/22/23	5/28/23 3:27	MFF
Cyclohexane	ND	5.0	1.8	µg/L	1		SW-846 8260D	5/22/23	5/28/23 3:27	MFF
1,2-Dibromo-3-chloropropane (DBCP)	ND	5.0	0.85	µg/L	1		SW-846 8260D	5/22/23	5/28/23 3:27	MFF
1,2-Dibromoethane (EDB)	ND	0.50	0.16	µg/L	1		SW-846 8260D	5/22/23	5/28/23 3:27	MFF
1,2-Dichlorobenzene	ND	1.0	0.13	µg/L	1		SW-846 8260D	5/22/23	5/28/23 3:27	MFF
1,3-Dichlorobenzene	ND	1.0	0.14	µg/L	1		SW-846 8260D	5/22/23	5/28/23 3:27	MFF
1,4-Dichlorobenzene	ND	1.0	0.13	µg/L	1		SW-846 8260D	5/22/23	5/28/23 3:27	MFF
Dichlorodifluoromethane (Freon 12)	ND	2.0	0.16	µg/L	1		SW-846 8260D	5/22/23	5/28/23 3:27	MFF
1,1-Dichloroethane	ND	1.0	0.14	µg/L	1		SW-846 8260D	5/22/23	5/28/23 3:27	MFF
1,2-Dichloroethane	ND	1.0	0.30	µg/L	1		SW-846 8260D	5/22/23	5/28/23 3:27	MFF
1,1-Dichloroethylene	ND	1.0	0.14	µg/L	1		SW-846 8260D	5/22/23	5/28/23 3:27	MFF
cis-1,2-Dichloroethylene	ND	1.0	0.14	µg/L	1		SW-846 8260D	5/22/23	5/28/23 3:27	MFF
trans-1,2-Dichloroethylene	ND	1.0	0.17	µg/L	1		SW-846 8260D	5/22/23	5/28/23 3:27	MFF
1,2-Dichloropropane	ND	1.0	0.19	µg/L	1		SW-846 8260D	5/22/23	5/28/23 3:27	MFF
cis-1,3-Dichloropropene	ND	0.50	0.16	µg/L	1		SW-846 8260D	5/22/23	5/28/23 3:27	MFF
trans-1,3-Dichloropropene	ND	0.50	0.14	µg/L	1		SW-846 8260D	5/22/23	5/28/23 3:27	MFF
1,4-Dioxane	~~ND~~ UJ	50	18	µg/L	1		SW-846 8260D	5/22/23	5/28/23 3:27	MFF
Ethylbenzene	ND	1.0	0.22	µg/L	1		SW-846 8260D	5/22/23	5/28/23 3:27	MFF
2-Hexanone (MBK)	ND	10	1.2	µg/L	1		SW-846 8260D	5/22/23	5/28/23 3:27	MFF
Isopropylbenzene (Cumene)	ND	1.0	0.15	µg/L	1		SW-846 8260D	5/22/23	5/28/23 3:27	MFF
Methyl Acetate	ND	1.0	0.61	µg/L	1		SW-846 8260D	5/22/23	5/28/23 3:27	MFF
Methyl tert-Butyl Ether (MTBE)	ND	1.0	0.17	µg/L	1		SW-846 8260D	5/22/23	5/28/23 3:27	MFF
Methyl Cyclohexane	ND	1.0	0.16	µg/L	1		SW-846 8260D	5/22/23	5/28/23 3:27	MFF
Methylene Chloride	ND	5.0	0.18	µg/L	1		SW-846 8260D	5/22/23	5/28/23 3:27	MFF
4-Methyl-2-pentanone (MIBK)	ND	10	1.3	µg/L	1		SW-846 8260D	5/22/23	5/28/23 3:27	MFF
Styrene	ND	1.0	0.15	µg/L	1		SW-846 8260D	5/22/23	5/28/23 3:27	MFF
1,1,2,2-Tetrachloroethane	ND	0.50	0.14	µg/L	1		SW-846 8260D	5/22/23	5/28/23 3:27	MFF
Tetrachloroethylene	0.27	1.0	0.17	µg/L	1	J	SW-846 8260D	5/22/23	5/28/23 3:27	MFF
Toluene	ND	1.0	0.22	µg/L	1		SW-846 8260D	5/22/23	5/28/23 3:27	MFF
1,2,3-Trichlorobenzene	ND	5.0	0.34	µg/L	1		SW-846 8260D	5/22/23	5/28/23 3:27	MFF
1,2,4-Trichlorobenzene	ND	1.0	0.30	µg/L	1		SW-846 8260D	5/22/23	5/28/23 3:27	MFF

con-test® A Pace Analytical® Laboratory
39 Spruce Street * East Longmeadow, MA 01028 * FAX 413/525-6405 * TEL. 413/525-2332

Project Location: 34-36 Cape Avenue, Ellenville, NY Sample Description: Work Order: 23E2461

Date Received: 5/17/2023

Field Sample #: EPA-3R Sampled: 5/17/2023 10:00

Sample ID: 23E2461-02

Sample Matrix: Ground Water

Volatile Organic Compounds by GC/MS

Analyte	Results	RL	DL	Units	Dilution	Flag/Qual	Method	Date Prepared	Date/Time Analyzed	Analyst
1,1,1-Trichloroethane	ND	1.0	0.15	µg/L	1		SW-846 8260D	5/22/23	5/28/23 3:27	MFF
1,1,2-Trichloroethane	ND	1.0	0.19	µg/L	1		SW-846 8260D	5/22/23	5/28/23 3:27	MFF
Trichloroethylene	ND	1.0	0.17	µg/L	1		SW-846 8260D	5/22/23	5/28/23 3:27	MFF
Trichlorofluoromethane (Freon 11)	ND	2.0	0.15	µg/L	1		SW-846 8260D	5/22/23	5/28/23 3:27	MFF
1,1,2-Trichloro-1,2,2-trifluoroethane (Freon 113)	ND	1.0	0.21	µg/L	1		SW-846 8260D	5/22/23	5/28/23 3:27	MFF
Vinyl Chloride	ND	2.0	0.24	µg/L	1		SW-846 8260D	5/22/23	5/28/23 3:27	MFF
Xylenes (total)	ND	1.0	1.0	µg/L	1		SW-846 8260D	5/22/23	5/28/23 3:27	MFF

Surrogates	% Recovery	Recovery Limits	Flag/Qual	
1,2-Dichloroethane-d4	100	70-130		5/28/23 3:27
Toluene-d8	98.4	70-130		5/28/23 3:27
4-Bromofluorobenzene	91.2	70-130		5/28/23 3:27

con-test® A Pace Analytical® Laboratory

39 Spruce Street * East Longmeadow, MA 01028 * FAX 413/525-6405 * TEL. 413/525-2332

Project Location: 34-36 Cape Avenue, Ellenville, NY Sample Description: Work Order: 23E2461

Date Received: 5/17/2023

Field Sample #: EPA-10 Sampled: 5/17/2023 11:20

Sample ID: 23E2461-03

Sample Matrix: Ground Water

Volatile Organic Compounds by GC/MS

Analyte	Results	RL	DL	Units	Dilution	Flag/Qual	Method	Date Prepared	Date/Time Analyzed	Analyst
Acetone	4.8	50	2.0	µg/L	1	J	SW-846 8260D	5/22/23	5/28/23 3:54	MFF
Benzene	ND	1.0	0.18	µg/L	1		SW-846 8260D	5/22/23	5/28/23 3:54	MFF
Bromochloromethane	ND	1.0	0.28	µg/L	1		SW-846 8260D	5/22/23	5/28/23 3:54	MFF
Bromodichloromethane	ND	0.50	0.16	µg/L	1		SW-846 8260D	5/22/23	5/28/23 3:54	MFF
Bromoform	~~ND~~ UJ	1.0	0.41	µg/L	1	~~V-05~~	SW-846 8260D	5/22/23	5/28/23 3:54	MFF
Bromomethane	~~ND~~ UJ	2.0	1.3	µg/L	1		SW-846 8260D	5/22/23	5/28/23 3:54	MFF
2-Butanone (MEK)	ND	20	1.7	µg/L	1		SW-846 8260D	5/22/23	5/28/23 3:54	MFF
Carbon Disulfide	ND	5.0	1.6	µg/L	1		SW-846 8260D	5/22/23	5/28/23 3:54	MFF
Carbon Tetrachloride	ND	5.0	0.16	µg/L	1		SW-846 8260D	5/22/23	5/28/23 3:54	MFF
Chlorobenzene	ND	1.0	0.12	µg/L	1		SW-846 8260D	5/22/23	5/28/23 3:54	MFF
Chlorodibromomethane	ND	0.50	0.20	µg/L	1		SW-846 8260D	5/22/23	5/28/23 3:54	MFF
Chloroethane	ND	2.0	0.34	µg/L	1		SW-846 8260D	5/22/23	5/28/23 3:54	MFF
Chloroform	ND	2.0	0.14	µg/L	1		SW-846 8260D	5/22/23	5/28/23 3:54	MFF
Chloromethane	ND	2.0	0.50	µg/L	1		SW-846 8260D	5/22/23	5/28/23 3:54	MFF
Cyclohexane	ND	5.0	1.8	µg/L	1		SW-846 8260D	5/22/23	5/28/23 3:54	MFF
1,2-Dibromo-3-chloropropane (DBCP)	ND	5.0	0.85	µg/L	1		SW-846 8260D	5/22/23	5/28/23 3:54	MFF
1,2-Dibromoethane (EDB)	ND	0.50	0.16	µg/L	1		SW-846 8260D	5/22/23	5/28/23 3:54	MFF
1,2-Dichlorobenzene	ND	1.0	0.13	µg/L	1		SW-846 8260D	5/22/23	5/28/23 3:54	MFF
1,3-Dichlorobenzene	ND	1.0	0.14	µg/L	1		SW-846 8260D	5/22/23	5/28/23 3:54	MFF
1,4-Dichlorobenzene	ND	1.0	0.13	µg/L	1		SW-846 8260D	5/22/23	5/28/23 3:54	MFF
Dichlorodifluoromethane (Freon 12)	ND	2.0	0.16	µg/L	1		SW-846 8260D	5/22/23	5/28/23 3:54	MFF
1,1-Dichloroethane	ND	1.0	0.14	µg/L	1		SW-846 8260D	5/22/23	5/28/23 3:54	MFF
1,2-Dichloroethane	ND	1.0	0.30	µg/L	1		SW-846 8260D	5/22/23	5/28/23 3:54	MFF
1,1-Dichloroethylene	ND	1.0	0.14	µg/L	1		SW-846 8260D	5/22/23	5/28/23 3:54	MFF
cis-1,2-Dichloroethylene	0.45	1.0	0.14	µg/L	1	J	SW-846 8260D	5/22/23	5/28/23 3:54	MFF
trans-1,2-Dichloroethylene	ND	1.0	0.17	µg/L	1		SW-846 8260D	5/22/23	5/28/23 3:54	MFF
1,2-Dichloropropane	ND	1.0	0.19	µg/L	1		SW-846 8260D	5/22/23	5/28/23 3:54	MFF
cis-1,3-Dichloropropene	ND	0.50	0.16	µg/L	1		SW-846 8260D	5/22/23	5/28/23 3:54	MFF
trans-1,3-Dichloropropene	ND	0.50	0.14	µg/L	1		SW-846 8260D	5/22/23	5/28/23 3:54	MFF
1,4-Dioxane	~~ND~~ UJ	50	18	µg/L	1		SW-846 8260D	5/22/23	5/28/23 3:54	MFF
Ethylbenzene	ND	1.0	0.22	µg/L	1		SW-846 8260D	5/22/23	5/28/23 3:54	MFF
2-Hexanone (MBK)	ND	10	1.2	µg/L	1		SW-846 8260D	5/22/23	5/28/23 3:54	MFF
Isopropylbenzene (Cumene)	ND	1.0	0.15	µg/L	1		SW-846 8260D	5/22/23	5/28/23 3:54	MFF
Methyl Acetate	ND	1.0	0.61	µg/L	1		SW-846 8260D	5/22/23	5/28/23 3:54	MFF
Methyl tert-Butyl Ether (MTBE)	ND	1.0	0.17	µg/L	1		SW-846 8260D	5/22/23	5/28/23 3:54	MFF
Methyl Cyclohexane	ND	1.0	0.16	µg/L	1		SW-846 8260D	5/22/23	5/28/23 3:54	MFF
Methylene Chloride	ND	5.0	0.18	µg/L	1		SW-846 8260D	5/22/23	5/28/23 3:54	MFF
4-Methyl-2-pentanone (MIBK)	ND	10	1.3	µg/L	1		SW-846 8260D	5/22/23	5/28/23 3:54	MFF
Styrene	ND	1.0	0.15	µg/L	1		SW-846 8260D	5/22/23	5/28/23 3:54	MFF
1,1,2,2-Tetrachloroethane	ND	0.50	0.14	µg/L	1		SW-846 8260D	5/22/23	5/28/23 3:54	MFF
Tetrachloroethylene	1.6	1.0	0.17	µg/L	1		SW-846 8260D	5/22/23	5/28/23 3:54	MFF
Toluene	ND	1.0	0.22	µg/L	1		SW-846 8260D	5/22/23	5/28/23 3:54	MFF
1,2,3-Trichlorobenzene	ND	5.0	0.34	µg/L	1		SW-846 8260D	5/22/23	5/28/23 3:54	MFF
1,2,4-Trichlorobenzene	ND	1.0	0.30	µg/L	1		SW-846 8260D	5/22/23	5/28/23 3:54	MFF

con-test® A Pace Analytical® Laboratory
39 Spruce Street * East Longmeadow, MA 01028 * FAX 413/525-6405 * TEL. 413/525-2332

Project Location: 34-36 Cape Avenue, Ellenville, NY Sample Description: Work Order: 23E2461

Date Received: 5/17/2023

Field Sample #: EPA-10 Sampled: 5/17/2023 11:20

Sample ID: 23E2461-03

Sample Matrix: Ground Water

Volatile Organic Compounds by GC/MS

Analyte	Results	RL	DL	Units	Dilution	Flag/Qual	Method	Date Prepared	Date/Time Analyzed	Analyst
1,1,1-Trichloroethane	ND	1.0	0.15	µg/L	1		SW-846 8260D	5/22/23	5/28/23 3:54	MFF
1,1,2-Trichloroethane	ND	1.0	0.19	µg/L	1		SW-846 8260D	5/22/23	5/28/23 3:54	MFF
Trichloroethylene	1.6	1.0	0.17	µg/L	1		SW-846 8260D	5/22/23	5/28/23 3:54	MFF
Trichlorofluoromethane (Freon 11)	ND	2.0	0.15	µg/L	1		SW-846 8260D	5/22/23	5/28/23 3:54	MFF
1,1,2-Trichloro-1,2,2-trifluoroethane (Freon 113)	ND	1.0	0.21	µg/L	1		SW-846 8260D	5/22/23	5/28/23 3:54	MFF
Vinyl Chloride	ND	2.0	0.24	µg/L	1		SW-846 8260D	5/22/23	5/28/23 3:54	MFF
Xylenes (total)	ND	1.0	1.0	µg/L	1		SW-846 8260D	5/22/23	5/28/23 3:54	MFF

Surrogates	% Recovery	Recovery Limits	Flag/Qual	
1,2-Dichloroethane-d4	101	70-130		5/28/23 3:54
Toluene-d8	99.0	70-130		5/28/23 3:54
4-Bromofluorobenzene	90.6	70-130		5/28/23 3:54

con-test® A Pace Analytical® Laboratory

39 Spruce Street * East Longmeadow, MA 01028 * FAX 413/525-6405 * TEL. 413/525-2332

Project Location: 34-36 Cape Avenue, Ellenville, NY Sample Description: Work Order: 23E2461

Date Received: 5/17/2023

Field Sample #: EPA-10B Sampled: 5/17/2023 10:30

Sample ID: 23E2461-04

Sample Matrix: Ground Water

Volatile Organic Compounds by GC/MS

Analyte	Results	RL	DL	Units	Dilution	Flag/Qual	Method	Date Prepared	Date/Time Analyzed	Analyst
Acetone	2.1	50	2.0	µg/L	1	J	SW-846 8260D	5/22/23	5/23/23 16:12	MFF
Benzene	ND	1.0	0.18	µg/L	1		SW-846 8260D	5/22/23	5/23/23 16:12	MFF
Bromochloromethane	ND	1.0	0.28	µg/L	1		SW-846 8260D	5/22/23	5/23/23 16:12	MFF
Bromodichloromethane	ND	0.50	0.16	µg/L	1		SW-846 8260D	5/22/23	5/23/23 16:12	MFF
Bromoform	~~ND~~ UJ	1.0	0.41	µg/L	1	~~MS-07A, V-05~~	SW-846 8260D	5/22/23	5/23/23 16:12	MFF
Bromomethane	ND	2.0	1.3	µg/L	1		SW-846 8260D	5/22/23	5/23/23 16:12	MFF
2-Butanone (MEK)	ND	20	1.7	µg/L	1		SW-846 8260D	5/22/23	5/23/23 16:12	MFF
Carbon Disulfide	ND	5.0	1.6	µg/L	1		SW-846 8260D	5/22/23	5/23/23 16:12	MFF
Carbon Tetrachloride	ND	5.0	0.16	µg/L	1		SW-846 8260D	5/22/23	5/23/23 16:12	MFF
Chlorobenzene	ND	1.0	0.12	µg/L	1		SW-846 8260D	5/22/23	5/23/23 16:12	MFF
Chlorodibromomethane	ND	0.50	0.20	µg/L	1		SW-846 8260D	5/22/23	5/23/23 16:12	MFF
Chloroethane	ND	2.0	0.34	µg/L	1		SW-846 8260D	5/22/23	5/23/23 16:12	MFF
Chloroform	ND	2.0	0.14	µg/L	1		SW-846 8260D	5/22/23	5/23/23 16:12	MFF
Chloromethane	ND	2.0	0.50	µg/L	1		SW-846 8260D	5/22/23	5/23/23 16:12	MFF
Cyclohexane	ND	5.0	1.8	µg/L	1		SW-846 8260D	5/22/23	5/23/23 16:12	MFF
1,2-Dibromo-3-chloropropane (DBCP)	~~ND~~ UJ	5.0	0.85	µg/L	1		SW-846 8260D	5/22/23	5/23/23 16:12	MFF
1,2-Dibromoethane (EDB)	ND	0.50	0.16	µg/L	1		SW-846 8260D	5/22/23	5/23/23 16:12	MFF
1,2-Dichlorobenzene	ND	1.0	0.13	µg/L	1		SW-846 8260D	5/22/23	5/23/23 16:12	MFF
1,3-Dichlorobenzene	ND	1.0	0.14	µg/L	1		SW-846 8260D	5/22/23	5/23/23 16:12	MFF
1,4-Dichlorobenzene	ND	1.0	0.13	µg/L	1		SW-846 8260D	5/22/23	5/23/23 16:12	MFF
Dichlorodifluoromethane (Freon 12)	ND	2.0	0.16	µg/L	1		SW-846 8260D	5/22/23	5/23/23 16:12	MFF
1,1-Dichloroethane	ND	1.0	0.14	µg/L	1		SW-846 8260D	5/22/23	5/23/23 16:12	MFF
1,2-Dichloroethane	ND	1.0	0.30	µg/L	1		SW-846 8260D	5/22/23	5/23/23 16:12	MFF
1,1-Dichloroethylene	ND	1.0	0.14	µg/L	1		SW-846 8260D	5/22/23	5/23/23 16:12	MFF
cis-1,2-Dichloroethylene	ND	1.0	0.14	µg/L	1		SW-846 8260D	5/22/23	5/23/23 16:12	MFF
trans-1,2-Dichloroethylene	ND	1.0	0.17	µg/L	1		SW-846 8260D	5/22/23	5/23/23 16:12	MFF
1,2-Dichloropropane	ND	1.0	0.19	µg/L	1		SW-846 8260D	5/22/23	5/23/23 16:12	MFF
cis-1,3-Dichloropropene	ND	0.50	0.16	µg/L	1		SW-846 8260D	5/22/23	5/23/23 16:12	MFF
trans-1,3-Dichloropropene	ND	0.50	0.14	µg/L	1		SW-846 8260D	5/22/23	5/23/23 16:12	MFF
1,4-Dioxane	~~ND~~ UJ	50	18	µg/L	1		SW-846 8260D	5/22/23	5/23/23 16:12	MFF
Ethylbenzene	ND	1.0	0.22	µg/L	1		SW-846 8260D	5/22/23	5/23/23 16:12	MFF
2-Hexanone (MBK)	ND	10	1.2	µg/L	1		SW-846 8260D	5/22/23	5/23/23 16:12	MFF
Isopropylbenzene (Cumene)	ND	1.0	0.15	µg/L	1		SW-846 8260D	5/22/23	5/23/23 16:12	MFF
Methyl Acetate	~~ND~~ UJ	1.0	0.61	µg/L	1	~~MS-07A, V-05~~	SW-846 8260D	5/22/23	5/23/23 16:12	MFF
Methyl tert-Butyl Ether (MTBE)	ND	1.0	0.17	µg/L	1		SW-846 8260D	5/22/23	5/23/23 16:12	MFF
Methyl Cyclohexane	ND	1.0	0.16	µg/L	1		SW-846 8260D	5/22/23	5/23/23 16:12	MFF
Methylene Chloride	ND	5.0	0.18	µg/L	1		SW-846 8260D	5/22/23	5/23/23 16:12	MFF
4-Methyl-2-pentanone (MIBK)	ND	10	1.3	µg/L	1		SW-846 8260D	5/22/23	5/23/23 16:12	MFF
Styrene	ND	1.0	0.15	µg/L	1		SW-846 8260D	5/22/23	5/23/23 16:12	MFF
1,1,2,2-Tetrachloroethane	ND	0.50	0.14	µg/L	1		SW-846 8260D	5/22/23	5/23/23 16:12	MFF
Tetrachloroethylene	ND	1.0	0.17	µg/L	1		SW-846 8260D	5/22/23	5/23/23 16:12	MFF
Toluene	ND	1.0	0.22	µg/L	1		SW-846 8260D	5/22/23	5/23/23 16:12	MFF
1,2,3-Trichlorobenzene	ND	5.0	0.34	µg/L	1		SW-846 8260D	5/22/23	5/23/23 16:12	MFF
1,2,4-Trichlorobenzene	ND	1.0	0.30	µg/L	1		SW-846 8260D	5/22/23	5/23/23 16:12	MFF

39 Spruce Street * East Longmeadow, MA 01028 * FAX 413/525-6405 * TEL. 413/525-2332

Project Location: 34-36 Cape Avenue, Ellenville, NY Sample Description: Work Order: 23E2461

Date Received: 5/17/2023

Field Sample #: EPA-10B Sampled: 5/17/2023 10:30

Sample ID: 23E2461-04

Sample Matrix: Ground Water

Volatile Organic Compounds by GC/MS

Analyte	Results	RL	DL	Units	Dilution	Flag/Qual	Method	Date Prepared	Date/Time Analyzed	Analyst
1,1,1-Trichloroethane	ND	1.0	0.15	µg/L	1		SW-846 8260D	5/22/23	5/23/23 16:12	MFF
1,1,2-Trichloroethane	ND	1.0	0.19	µg/L	1		SW-846 8260D	5/22/23	5/23/23 16:12	MFF
Trichloroethylene	ND	1.0	0.17	µg/L	1		SW-846 8260D	5/22/23	5/23/23 16:12	MFF
Trichlorofluoromethane (Freon 11)	ND	2.0	0.15	µg/L	1		SW-846 8260D	5/22/23	5/23/23 16:12	MFF
1,1,2-Trichloro-1,2,2-trifluoroethane (Freon 113)	ND	1.0	0.21	µg/L	1		SW-846 8260D	5/22/23	5/23/23 16:12	MFF
Vinyl Chloride	ND	2.0	0.24	µg/L	1		SW-846 8260D	5/22/23	5/23/23 16:12	MFF
Xylenes (total)	ND	1.0	1.0	µg/L	1		SW-846 8260D	5/22/23	5/23/23 16:12	MFF

Surrogates	% Recovery	Recovery Limits	Flag/Qual	
1,2-Dichloroethane-d4	101	70-130		5/23/23 16:12
Toluene-d8	100	70-130		5/23/23 16:12
4-Bromofluorobenzene	93.4	70-130		5/23/23 16:12

con-test® A Pace Analytical® Laboratory

39 Spruce Street * East Longmeadow, MA 01028 * FAX 413/525-6405 * TEL. 413/525-2332

Project Location: 34-36 Cape Avenue, Ellenville, NY Sample Description: Work Order: 23E2461

Date Received: 5/17/2023

Field Sample #: DUP-01 Sampled: 5/17/2023 12:00

Sample ID: 23E2461-05

Sample Matrix: Ground Water

Volatile Organic Compounds by GC/MS

Analyte	Results	RL	DL	Units	Dilution	Flag/Qual	Method	Date Prepared	Date/Time Analyzed	Analyst
Acetone	ND	50	2.0	µg/L	1		SW-846 8260D	5/22/23	5/28/23 4:20	MFF
Benzene	ND	1.0	0.18	µg/L	1		SW-846 8260D	5/22/23	5/28/23 4:20	MFF
Bromochloromethane	ND	1.0	0.28	µg/L	1		SW-846 8260D	5/22/23	5/28/23 4:20	MFF
Bromodichloromethane	ND	0.50	0.16	µg/L	1		SW-846 8260D	5/22/23	5/28/23 4:20	MFF
Bromoform	~~ND~~ UJ	1.0	0.41	µg/L	1	~~V-05~~	SW-846 8260D	5/22/23	5/28/23 4:20	MFF
Bromomethane	~~ND~~ UJ	2.0	1.3	µg/L	1		SW-846 8260D	5/22/23	5/28/23 4:20	MFF
2-Butanone (MEK)	ND	20	1.7	µg/L	1		SW-846 8260D	5/22/23	5/28/23 4:20	MFF
Carbon Disulfide	ND	5.0	1.6	µg/L	1		SW-846 8260D	5/22/23	5/28/23 4:20	MFF
Carbon Tetrachloride	ND	5.0	0.16	µg/L	1		SW-846 8260D	5/22/23	5/28/23 4:20	MFF
Chlorobenzene	ND	1.0	0.12	µg/L	1		SW-846 8260D	5/22/23	5/28/23 4:20	MFF
Chlorodibromomethane	ND	0.50	0.20	µg/L	1		SW-846 8260D	5/22/23	5/28/23 4:20	MFF
Chloroethane	ND	2.0	0.34	µg/L	1		SW-846 8260D	5/22/23	5/28/23 4:20	MFF
Chloroform	ND	2.0	0.14	µg/L	1		SW-846 8260D	5/22/23	5/28/23 4:20	MFF
Chloromethane	ND	2.0	0.50	µg/L	1		SW-846 8260D	5/22/23	5/28/23 4:20	MFF
Cyclohexane	ND	5.0	1.8	µg/L	1		SW-846 8260D	5/22/23	5/28/23 4:20	MFF
1,2-Dibromo-3-chloropropane (DBCP)	ND	5.0	0.85	µg/L	1		SW-846 8260D	5/22/23	5/28/23 4:20	MFF
1,2-Dibromoethane (EDB)	ND	0.50	0.16	µg/L	1		SW-846 8260D	5/22/23	5/28/23 4:20	MFF
1,2-Dichlorobenzene	ND	1.0	0.13	µg/L	1		SW-846 8260D	5/22/23	5/28/23 4:20	MFF
1,3-Dichlorobenzene	ND	1.0	0.14	µg/L	1		SW-846 8260D	5/22/23	5/28/23 4:20	MFF
1,4-Dichlorobenzene	ND	1.0	0.13	µg/L	1		SW-846 8260D	5/22/23	5/28/23 4:20	MFF
Dichlorodifluoromethane (Freon 12)	ND	2.0	0.16	µg/L	1		SW-846 8260D	5/22/23	5/28/23 4:20	MFF
1,1-Dichloroethane	ND	1.0	0.14	µg/L	1		SW-846 8260D	5/22/23	5/28/23 4:20	MFF
1,2-Dichloroethane	ND	1.0	0.30	µg/L	1		SW-846 8260D	5/22/23	5/28/23 4:20	MFF
1,1-Dichloroethylene	ND	1.0	0.14	µg/L	1		SW-846 8260D	5/22/23	5/28/23 4:20	MFF
cis-1,2-Dichloroethylene	ND	1.0	0.14	µg/L	1		SW-846 8260D	5/22/23	5/28/23 4:20	MFF
trans-1,2-Dichloroethylene	ND	1.0	0.17	µg/L	1		SW-846 8260D	5/22/23	5/28/23 4:20	MFF
1,2-Dichloropropane	ND	1.0	0.19	µg/L	1		SW-846 8260D	5/22/23	5/28/23 4:20	MFF
cis-1,3-Dichloropropene	ND	0.50	0.16	µg/L	1		SW-846 8260D	5/22/23	5/28/23 4:20	MFF
trans-1,3-Dichloropropene	ND	0.50	0.14	µg/L	1		SW-846 8260D	5/22/23	5/28/23 4:20	MFF
1,4-Dioxane	~~ND~~ UJ	50	18	µg/L	1		SW-846 8260D	5/22/23	5/28/23 4:20	MFF
Ethylbenzene	ND	1.0	0.22	µg/L	1		SW-846 8260D	5/22/23	5/28/23 4:20	MFF
2-Hexanone (MBK)	ND	10	1.2	µg/L	1		SW-846 8260D	5/22/23	5/28/23 4:20	MFF
Isopropylbenzene (Cumene)	ND	1.0	0.15	µg/L	1		SW-846 8260D	5/22/23	5/28/23 4:20	MFF
Methyl Acetate	ND	1.0	0.61	µg/L	1		SW-846 8260D	5/22/23	5/28/23 4:20	MFF
Methyl tert-Butyl Ether (MTBE)	ND	1.0	0.17	µg/L	1		SW-846 8260D	5/22/23	5/28/23 4:20	MFF
Methyl Cyclohexane	ND	1.0	0.16	µg/L	1		SW-846 8260D	5/22/23	5/28/23 4:20	MFF
Methylene Chloride	ND	5.0	0.18	µg/L	1		SW-846 8260D	5/22/23	5/28/23 4:20	MFF
4-Methyl-2-pentanone (MIBK)	ND	10	1.3	µg/L	1		SW-846 8260D	5/22/23	5/28/23 4:20	MFF
Styrene	ND	1.0	0.15	µg/L	1		SW-846 8260D	5/22/23	5/28/23 4:20	MFF
1,1,2,2-Tetrachloroethane	ND	0.50	0.14	µg/L	1		SW-846 8260D	5/22/23	5/28/23 4:20	MFF
Tetrachloroethylene	ND	1.0	0.17	µg/L	1		SW-846 8260D	5/22/23	5/28/23 4:20	MFF
Toluene	ND	1.0	0.22	µg/L	1		SW-846 8260D	5/22/23	5/28/23 4:20	MFF
1,2,3-Trichlorobenzene	ND	5.0	0.34	µg/L	1		SW-846 8260D	5/22/23	5/28/23 4:20	MFF
1,2,4-Trichlorobenzene	ND	1.0	0.30	µg/L	1		SW-846 8260D	5/22/23	5/28/23 4:20	MFF

con-test® A Pace Analytical® Laboratory
39 Spruce Street * East Longmeadow, MA 01028 * FAX 413/525-6405 * TEL. 413/525-2332

Project Location: 34-36 Cape Avenue, Ellenville, NY Sample Description: Work Order: 23E2461

Date Received: 5/17/2023

Field Sample #: DUP-01 Sampled: 5/17/2023 12:00

Sample ID: 23E2461-05

Sample Matrix: Ground Water

Volatile Organic Compounds by GC/MS

Analyte	Results	RL	DL	Units	Dilution	Flag/Qual	Method	Date Prepared	Date/Time Analyzed	Analyst
1,1,1-Trichloroethane	ND	1.0	0.15	µg/L	1		SW-846 8260D	5/22/23	5/28/23 4:20	MFF
1,1,2-Trichloroethane	ND	1.0	0.19	µg/L	1		SW-846 8260D	5/22/23	5/28/23 4:20	MFF
Trichloroethylene	ND	1.0	0.17	µg/L	1		SW-846 8260D	5/22/23	5/28/23 4:20	MFF
Trichlorofluoromethane (Freon 11)	ND	2.0	0.15	µg/L	1		SW-846 8260D	5/22/23	5/28/23 4:20	MFF
1,1,2-Trichloro-1,2,2-trifluoroethane (Freon 113)	ND	1.0	0.21	µg/L	1		SW-846 8260D	5/22/23	5/28/23 4:20	MFF
Vinyl Chloride	ND	2.0	0.24	µg/L	1		SW-846 8260D	5/22/23	5/28/23 4:20	MFF
Xylenes (total)	ND	1.0	1.0	µg/L	1		SW-846 8260D	5/22/23	5/28/23 4:20	MFF

Surrogates	% Recovery	Recovery Limits	Flag/Qual	
1,2-Dichloroethane-d4	99.0	70-130		5/28/23 4:20
Toluene-d8	99.4	70-130		5/28/23 4:20
4-Bromofluorobenzene	90.5	70-130		5/28/23 4:20

con-test® A Pace Analytical® Laboratory

39 Spruce Street * East Longmeadow, MA 01028 * FAX 413/525-6405 * TEL. 413/525-2332

Project Location: 34-36 Cape Avenue, Ellenville, NY Sample Description: Work Order: 23E2461

Date Received: 5/17/2023

Field Sample #: EPA-09 Sampled: 5/17/2023 11:05

Sample ID: 23E2461-06

Sample Matrix: Ground Water

Sample Flags: DL-01

Volatile Organic Compounds by GC/MS

Analyte	Results	RL	DL	Units	Dilution	Flag/Qual	Method	Date Prepared	Date/Time Analyzed	Analyst
Acetone	14	100	4.0	µg/L	2	J	SW-846 8260D	5/22/23	5/28/23 4:47	MFF
Benzene	ND	2.0	0.37	µg/L	2		SW-846 8260D	5/22/23	5/28/23 4:47	MFF
Bromochloromethane	ND	2.0	0.57	µg/L	2		SW-846 8260D	5/22/23	5/28/23 4:47	MFF
Bromodichloromethane	ND	1.0	0.32	µg/L	2		SW-846 8260D	5/22/23	5/28/23 4:47	MFF
Bromoform	~~ND~~ UJ	2.0	0.82	µg/L	2	~~V-05~~	SW-846 8260D	5/22/23	5/28/23 4:47	MFF
Bromomethane	~~ND~~ UJ	4.0	2.6	µg/L	2		SW-846 8260D	5/22/23	5/28/23 4:47	MFF
2-Butanone (MEK)	ND	40	3.4	µg/L	2		SW-846 8260D	5/22/23	5/28/23 4:47	MFF
Carbon Disulfide	ND	10	3.1	µg/L	2		SW-846 8260D	5/22/23	5/28/23 4:47	MFF
Carbon Tetrachloride	ND	10	0.33	µg/L	2		SW-846 8260D	5/22/23	5/28/23 4:47	MFF
Chlorobenzene	ND	2.0	0.24	µg/L	2		SW-846 8260D	5/22/23	5/28/23 4:47	MFF
Chlorodibromomethane	ND	1.0	0.40	µg/L	2		SW-846 8260D	5/22/23	5/28/23 4:47	MFF
Chloroethane	ND	4.0	0.68	µg/L	2		SW-846 8260D	5/22/23	5/28/23 4:47	MFF
Chloroform	ND	4.0	0.28	µg/L	2		SW-846 8260D	5/22/23	5/28/23 4:47	MFF
Chloromethane	ND	4.0	1.0	µg/L	2		SW-846 8260D	5/22/23	5/28/23 4:47	MFF
Cyclohexane	ND	10	3.5	µg/L	2		SW-846 8260D	5/22/23	5/28/23 4:47	MFF
1,2-Dibromo-3-chloropropane (DBCP)	ND	10	1.7	µg/L	2		SW-846 8260D	5/22/23	5/28/23 4:47	MFF
1,2-Dibromoethane (EDB)	ND	1.0	0.32	µg/L	2		SW-846 8260D	5/22/23	5/28/23 4:47	MFF
1,2-Dichlorobenzene	ND	2.0	0.26	µg/L	2		SW-846 8260D	5/22/23	5/28/23 4:47	MFF
1,3-Dichlorobenzene	ND	2.0	0.27	µg/L	2		SW-846 8260D	5/22/23	5/28/23 4:47	MFF
1,4-Dichlorobenzene	ND	2.0	0.26	µg/L	2		SW-846 8260D	5/22/23	5/28/23 4:47	MFF
Dichlorodifluoromethane (Freon 12)	ND	4.0	0.32	µg/L	2		SW-846 8260D	5/22/23	5/28/23 4:47	MFF
1,1-Dichloroethane	ND	2.0	0.27	µg/L	2		SW-846 8260D	5/22/23	5/28/23 4:47	MFF
1,2-Dichloroethane	ND	2.0	0.61	µg/L	2		SW-846 8260D	5/22/23	5/28/23 4:47	MFF
1,1-Dichloroethylene	ND	2.0	0.28	µg/L	2		SW-846 8260D	5/22/23	5/28/23 4:47	MFF
cis-1,2-Dichloroethylene	ND	2.0	0.28	µg/L	2		SW-846 8260D	5/22/23	5/28/23 4:47	MFF
trans-1,2-Dichloroethylene	ND	2.0	0.34	µg/L	2		SW-846 8260D	5/22/23	5/28/23 4:47	MFF
1,2-Dichloropropane	ND	2.0	0.39	µg/L	2		SW-846 8260D	5/22/23	5/28/23 4:47	MFF
cis-1,3-Dichloropropene	ND	1.0	0.33	µg/L	2		SW-846 8260D	5/22/23	5/28/23 4:47	MFF
trans-1,3-Dichloropropene	ND	1.0	0.28	µg/L	2		SW-846 8260D	5/22/23	5/28/23 4:47	MFF
1,4-Dioxane	~~ND~~ UJ	100	36	µg/L	2		SW-846 8260D	5/22/23	5/28/23 4:47	MFF
Ethylbenzene	ND	2.0	0.44	µg/L	2		SW-846 8260D	5/22/23	5/28/23 4:47	MFF
2-Hexanone (MBK)	ND	20	2.4	µg/L	2		SW-846 8260D	5/22/23	5/28/23 4:47	MFF
Isopropylbenzene (Cumene)	ND	2.0	0.30	µg/L	2		SW-846 8260D	5/22/23	5/28/23 4:47	MFF
Methyl Acetate	ND	2.0	1.2	µg/L	2		SW-846 8260D	5/22/23	5/28/23 4:47	MFF
Methyl tert-Butyl Ether (MTBE)	ND	2.0	0.34	µg/L	2		SW-846 8260D	5/22/23	5/28/23 4:47	MFF
Methyl Cyclohexane	ND	2.0	0.31	µg/L	2		SW-846 8260D	5/22/23	5/28/23 4:47	MFF
Methylene Chloride	ND	10	0.35	µg/L	2		SW-846 8260D	5/22/23	5/28/23 4:47	MFF
4-Methyl-2-pentanone (MIBK)	ND	20	2.6	µg/L	2		SW-846 8260D	5/22/23	5/28/23 4:47	MFF
Styrene	ND	2.0	0.30	µg/L	2		SW-846 8260D	5/22/23	5/28/23 4:47	MFF
1,1,2,2-Tetrachloroethane	ND	1.0	0.27	µg/L	2		SW-846 8260D	5/22/23	5/28/23 4:47	MFF
Tetrachloroethylene	ND	2.0	0.34	µg/L	2		SW-846 8260D	5/22/23	5/28/23 4:47	MFF
Toluene	ND	2.0	0.45	µg/L	2		SW-846 8260D	5/22/23	5/28/23 4:47	MFF
1,2,3-Trichlorobenzene	ND	10	0.68	µg/L	2		SW-846 8260D	5/22/23	5/28/23 4:47	MFF
1,2,4-Trichlorobenzene	ND	2.0	0.60	µg/L	2		SW-846 8260D	5/22/23	5/28/23 4:47	MFF

con-test® A Pace Analytical® Laboratory

39 Spruce Street * East Longmeadow, MA 01028 * FAX 413/525-6405 * TEL. 413/525-2332

Project Location: 34-36 Cape Avenue, Ellenville, NY Sample Description: Work Order: 23E2461

Date Received: 5/17/2023

Field Sample #: EPA-09 Sampled: 5/17/2023 11:05

Sample ID: 23E2461-06

Sample Matrix: Ground Water

Sample Flags: DL-01

Volatile Organic Compounds by GC/MS

Analyte	Results	RL	DL	Units	Dilution	Flag/Qual	Method	Date Prepared	Date/Time Analyzed	Analyst
1,1,1-Trichloroethane	ND	2.0	0.30	µg/L	2		SW-846 8260D	5/22/23	5/28/23 4:47	MFF
1,1,2-Trichloroethane	ND	2.0	0.38	µg/L	2		SW-846 8260D	5/22/23	5/28/23 4:47	MFF
Trichloroethylene	ND	2.0	0.35	µg/L	2		SW-846 8260D	5/22/23	5/28/23 4:47	MFF
Trichlorofluoromethane (Freon 11)	ND	4.0	0.31	µg/L	2		SW-846 8260D	5/22/23	5/28/23 4:47	MFF
1,1,2-Trichloro-1,2,2-trifluoroethane (Freon 113)	ND	2.0	0.42	µg/L	2		SW-846 8260D	5/22/23	5/28/23 4:47	MFF
Vinyl Chloride	ND	4.0	0.47	µg/L	2		SW-846 8260D	5/22/23	5/28/23 4:47	MFF
Xylenes (total)	ND	2.0	2.0	µg/L	2		SW-846 8260D	5/22/23	5/28/23 4:47	MFF

Surrogates	% Recovery	Recovery Limits	Flag/Qual	
1,2-Dichloroethane-d4	98.9	70-130		5/28/23 4:47
Toluene-d8	99.3	70-130		5/28/23 4:47
4-Bromofluorobenzene	90.8	70-130		5/28/23 4:47

con-test® A Pace Analytical® Laboratory
39 Spruce Street * East Longmeadow, MA 01028 * FAX 413/525-6405 * TEL. 413/525-2332

Project Location: 34-36 Cape Avenue, Ellenville, NY Sample Description: Work Order: 23E2461

Date Received: 5/17/2023

Field Sample #: EPA-08 Sampled: 5/17/2023 11:45

Sample ID: 23E2461-07

Sample Matrix: Ground Water

Volatile Organic Compounds by GC/MS

Analyte	Results	RL	DL	Units	Dilution	Flag/Qual	Method	Date Prepared	Date/Time Analyzed	Analyst
Acetone	5.2	50	2.0	µg/L	1	J	SW-846 8260D	5/22/23	5/28/23 5:14	MFF
Benzene	ND	1.0	0.18	µg/L	1		SW-846 8260D	5/22/23	5/28/23 5:14	MFF
Bromochloromethane	ND	1.0	0.28	µg/L	1		SW-846 8260D	5/22/23	5/28/23 5:14	MFF
Bromodichloromethane	ND	0.50	0.16	µg/L	1		SW-846 8260D	5/22/23	5/28/23 5:14	MFF
Bromoform	~~ND~~ UJ	1.0	0.41	µg/L	1	~~V-05~~	SW-846 8260D	5/22/23	5/28/23 5:14	MFF
Bromomethane	~~ND~~ UJ	2.0	1.3	µg/L	1		SW-846 8260D	5/22/23	5/28/23 5:14	MFF
2-Butanone (MEK)	ND	20	1.7	µg/L	1		SW-846 8260D	5/22/23	5/28/23 5:14	MFF
Carbon Disulfide	ND	5.0	1.6	µg/L	1		SW-846 8260D	5/22/23	5/28/23 5:14	MFF
Carbon Tetrachloride	ND	5.0	0.16	µg/L	1		SW-846 8260D	5/22/23	5/28/23 5:14	MFF
Chlorobenzene	ND	1.0	0.12	µg/L	1		SW-846 8260D	5/22/23	5/28/23 5:14	MFF
Chlorodibromomethane	ND	0.50	0.20	µg/L	1		SW-846 8260D	5/22/23	5/28/23 5:14	MFF
Chloroethane	ND	2.0	0.34	µg/L	1		SW-846 8260D	5/22/23	5/28/23 5:14	MFF
Chloroform	ND	2.0	0.14	µg/L	1		SW-846 8260D	5/22/23	5/28/23 5:14	MFF
Chloromethane	ND	2.0	0.50	µg/L	1		SW-846 8260D	5/22/23	5/28/23 5:14	MFF
Cyclohexane	ND	5.0	1.8	µg/L	1		SW-846 8260D	5/22/23	5/28/23 5:14	MFF
1,2-Dibromo-3-chloropropane (DBCP)	ND	5.0	0.85	µg/L	1		SW-846 8260D	5/22/23	5/28/23 5:14	MFF
1,2-Dibromoethane (EDB)	ND	0.50	0.16	µg/L	1		SW-846 8260D	5/22/23	5/28/23 5:14	MFF
1,2-Dichlorobenzene	ND	1.0	0.13	µg/L	1		SW-846 8260D	5/22/23	5/28/23 5:14	MFF
1,3-Dichlorobenzene	ND	1.0	0.14	µg/L	1		SW-846 8260D	5/22/23	5/28/23 5:14	MFF
1,4-Dichlorobenzene	ND	1.0	0.13	µg/L	1		SW-846 8260D	5/22/23	5/28/23 5:14	MFF
Dichlorodifluoromethane (Freon 12)	ND	2.0	0.16	µg/L	1		SW-846 8260D	5/22/23	5/28/23 5:14	MFF
1,1-Dichloroethane	ND	1.0	0.14	µg/L	1		SW-846 8260D	5/22/23	5/28/23 5:14	MFF
1,2-Dichloroethane	ND	1.0	0.30	µg/L	1		SW-846 8260D	5/22/23	5/28/23 5:14	MFF
1,1-Dichloroethylene	ND	1.0	0.14	µg/L	1		SW-846 8260D	5/22/23	5/28/23 5:14	MFF
cis-1,2-Dichloroethylene	ND	1.0	0.14	µg/L	1		SW-846 8260D	5/22/23	5/28/23 5:14	MFF
trans-1,2-Dichloroethylene	ND	1.0	0.17	µg/L	1		SW-846 8260D	5/22/23	5/28/23 5:14	MFF
1,2-Dichloropropane	ND	1.0	0.19	µg/L	1		SW-846 8260D	5/22/23	5/28/23 5:14	MFF
cis-1,3-Dichloropropene	ND	0.50	0.16	µg/L	1		SW-846 8260D	5/22/23	5/28/23 5:14	MFF
trans-1,3-Dichloropropene	ND	0.50	0.14	µg/L	1		SW-846 8260D	5/22/23	5/28/23 5:14	MFF
1,4-Dioxane	~~ND~~ UJ	50	18	µg/L	1		SW-846 8260D	5/22/23	5/28/23 5:14	MFF
Ethylbenzene	ND	1.0	0.22	µg/L	1		SW-846 8260D	5/22/23	5/28/23 5:14	MFF
2-Hexanone (MBK)	ND	10	1.2	µg/L	1		SW-846 8260D	5/22/23	5/28/23 5:14	MFF
Isopropylbenzene (Cumene)	ND	1.0	0.15	µg/L	1		SW-846 8260D	5/22/23	5/28/23 5:14	MFF
Methyl Acetate	ND	1.0	0.61	µg/L	1		SW-846 8260D	5/22/23	5/28/23 5:14	MFF
Methyl tert-Butyl Ether (MTBE)	ND	1.0	0.17	µg/L	1		SW-846 8260D	5/22/23	5/28/23 5:14	MFF
Methyl Cyclohexane	ND	1.0	0.16	µg/L	1		SW-846 8260D	5/22/23	5/28/23 5:14	MFF
Methylene Chloride	ND	5.0	0.18	µg/L	1		SW-846 8260D	5/22/23	5/28/23 5:14	MFF
4-Methyl-2-pentanone (MIBK)	ND	10	1.3	µg/L	1		SW-846 8260D	5/22/23	5/28/23 5:14	MFF
Styrene	ND	1.0	0.15	µg/L	1		SW-846 8260D	5/22/23	5/28/23 5:14	MFF
1,1,2,2-Tetrachloroethane	ND	0.50	0.14	µg/L	1		SW-846 8260D	5/22/23	5/28/23 5:14	MFF
Tetrachloroethylene	ND	1.0	0.17	µg/L	1		SW-846 8260D	5/22/23	5/28/23 5:14	MFF
Toluene	ND	1.0	0.22	µg/L	1		SW-846 8260D	5/22/23	5/28/23 5:14	MFF
1,2,3-Trichlorobenzene	ND	5.0	0.34	µg/L	1		SW-846 8260D	5/22/23	5/28/23 5:14	MFF
1,2,4-Trichlorobenzene	ND	1.0	0.30	µg/L	1		SW-846 8260D	5/22/23	5/28/23 5:14	MFF

39 Spruce Street * East Longmeadow, MA 01028 * FAX 413/525-6405 * TEL. 413/525-2332

Project Location: 34-36 Cape Avenue, Ellenville, NY Sample Description: Work Order: 23E2461

Date Received: 5/17/2023

Field Sample #: EPA-08 Sampled: 5/17/2023 11:45

Sample ID: 23E2461-07

Sample Matrix: Ground Water

Volatile Organic Compounds by GC/MS

Analyte	Results	RL	DL	Units	Dilution	Flag/Qual	Method	Date Prepared	Date/Time Analyzed	Analyst
1,1,1-Trichloroethane	ND	1.0	0.15	µg/L	1		SW-846 8260D	5/22/23	5/28/23 5:14	MFF
1,1,2-Trichloroethane	ND	1.0	0.19	µg/L	1		SW-846 8260D	5/22/23	5/28/23 5:14	MFF
Trichloroethylene	ND	1.0	0.17	µg/L	1		SW-846 8260D	5/22/23	5/28/23 5:14	MFF
Trichlorofluoromethane (Freon 11)	ND	2.0	0.15	µg/L	1		SW-846 8260D	5/22/23	5/28/23 5:14	MFF
1,1,2-Trichloro-1,2,2-trifluoroethane (Freon 113)	ND	1.0	0.21	µg/L	1		SW-846 8260D	5/22/23	5/28/23 5:14	MFF
Vinyl Chloride	ND	2.0	0.24	µg/L	1		SW-846 8260D	5/22/23	5/28/23 5:14	MFF
Xylenes (total)	ND	1.0	1.0	µg/L	1		SW-846 8260D	5/22/23	5/28/23 5:14	MFF

Surrogates	% Recovery	Recovery Limits	Flag/Qual	
1,2-Dichloroethane-d4	98.1	70-130		5/28/23 5:14
Toluene-d8	99.2	70-130		5/28/23 5:14
4-Bromofluorobenzene	89.8	70-130		5/28/23 5:14

con-test® A Pace Analytical® Laboratory

39 Spruce Street * East Longmeadow, MA 01028 * FAX 413/525-6405 * TEL. 413/525-2332

Project Location: 34-36 Cape Avenue, Ellenville, NY Sample Description: Work Order: 23E2461

Date Received: 5/17/2023

Field Sample #: EPA-08B Sampled: 5/17/2023 11:20

Sample ID: 23E2461-08

Sample Matrix: Ground Water

Volatile Organic Compounds by GC/MS

Analyte	Results	RL	DL	Units	Dilution	Flag/Qual	Method	Date Prepared	Date/Time Analyzed	Analyst
Acetone	3.6	50	2.0	µg/L	1	J	SW-846 8260D	5/22/23	5/28/23 5:41	MFF
Benzene	ND	1.0	0.18	µg/L	1		SW-846 8260D	5/22/23	5/28/23 5:41	MFF
Bromochloromethane	ND	1.0	0.28	µg/L	1		SW-846 8260D	5/22/23	5/28/23 5:41	MFF
Bromodichloromethane	ND	0.50	0.16	µg/L	1		SW-846 8260D	5/22/23	5/28/23 5:41	MFF
Bromoform	~~ND~~ UJ	1.0	0.41	µg/L	1	~~V-05~~	SW-846 8260D	5/22/23	5/28/23 5:41	MFF
Bromomethane	~~ND~~ UJ	2.0	1.3	µg/L	1		SW-846 8260D	5/22/23	5/28/23 5:41	MFF
2-Butanone (MEK)	ND	20	1.7	µg/L	1		SW-846 8260D	5/22/23	5/28/23 5:41	MFF
Carbon Disulfide	ND	5.0	1.6	µg/L	1		SW-846 8260D	5/22/23	5/28/23 5:41	MFF
Carbon Tetrachloride	ND	5.0	0.16	µg/L	1		SW-846 8260D	5/22/23	5/28/23 5:41	MFF
Chlorobenzene	ND	1.0	0.12	µg/L	1		SW-846 8260D	5/22/23	5/28/23 5:41	MFF
Chlorodibromomethane	ND	0.50	0.20	µg/L	1		SW-846 8260D	5/22/23	5/28/23 5:41	MFF
Chloroethane	ND	2.0	0.34	µg/L	1		SW-846 8260D	5/22/23	5/28/23 5:41	MFF
Chloroform	ND	2.0	0.14	µg/L	1		SW-846 8260D	5/22/23	5/28/23 5:41	MFF
Chloromethane	ND	2.0	0.50	µg/L	1		SW-846 8260D	5/22/23	5/28/23 5:41	MFF
Cyclohexane	ND	5.0	1.8	µg/L	1		SW-846 8260D	5/22/23	5/28/23 5:41	MFF
1,2-Dibromo-3-chloropropane (DBCP)	ND	5.0	0.85	µg/L	1		SW-846 8260D	5/22/23	5/28/23 5:41	MFF
1,2-Dibromoethane (EDB)	ND	0.50	0.16	µg/L	1		SW-846 8260D	5/22/23	5/28/23 5:41	MFF
1,2-Dichlorobenzene	ND	1.0	0.13	µg/L	1		SW-846 8260D	5/22/23	5/28/23 5:41	MFF
1,3-Dichlorobenzene	ND	1.0	0.14	µg/L	1		SW-846 8260D	5/22/23	5/28/23 5:41	MFF
1,4-Dichlorobenzene	ND	1.0	0.13	µg/L	1		SW-846 8260D	5/22/23	5/28/23 5:41	MFF
Dichlorodifluoromethane (Freon 12)	ND	2.0	0.16	µg/L	1		SW-846 8260D	5/22/23	5/28/23 5:41	MFF
1,1-Dichloroethane	ND	1.0	0.14	µg/L	1		SW-846 8260D	5/22/23	5/28/23 5:41	MFF
1,2-Dichloroethane	ND	1.0	0.30	µg/L	1		SW-846 8260D	5/22/23	5/28/23 5:41	MFF
1,1-Dichloroethylene	ND	1.0	0.14	µg/L	1		SW-846 8260D	5/22/23	5/28/23 5:41	MFF
cis-1,2-Dichloroethylene	ND	1.0	0.14	µg/L	1		SW-846 8260D	5/22/23	5/28/23 5:41	MFF
trans-1,2-Dichloroethylene	ND	1.0	0.17	µg/L	1		SW-846 8260D	5/22/23	5/28/23 5:41	MFF
1,2-Dichloropropane	ND	1.0	0.19	µg/L	1		SW-846 8260D	5/22/23	5/28/23 5:41	MFF
cis-1,3-Dichloropropene	ND	0.50	0.16	µg/L	1		SW-846 8260D	5/22/23	5/28/23 5:41	MFF
trans-1,3-Dichloropropene	ND	0.50	0.14	µg/L	1		SW-846 8260D	5/22/23	5/28/23 5:41	MFF
1,4-Dioxane	~~ND~~ UJ	50	18	µg/L	1		SW-846 8260D	5/22/23	5/28/23 5:41	MFF
Ethylbenzene	ND	1.0	0.22	µg/L	1		SW-846 8260D	5/22/23	5/28/23 5:41	MFF
2-Hexanone (MBK)	ND	10	1.2	µg/L	1		SW-846 8260D	5/22/23	5/28/23 5:41	MFF
Isopropylbenzene (Cumene)	ND	1.0	0.15	µg/L	1		SW-846 8260D	5/22/23	5/28/23 5:41	MFF
Methyl Acetate	ND	1.0	0.61	µg/L	1		SW-846 8260D	5/22/23	5/28/23 5:41	MFF
Methyl tert-Butyl Ether (MTBE)	ND	1.0	0.17	µg/L	1		SW-846 8260D	5/22/23	5/28/23 5:41	MFF
Methyl Cyclohexane	ND	1.0	0.16	µg/L	1		SW-846 8260D	5/22/23	5/28/23 5:41	MFF
Methylene Chloride	ND	5.0	0.18	µg/L	1		SW-846 8260D	5/22/23	5/28/23 5:41	MFF
4-Methyl-2-pentanone (MIBK)	ND	10	1.3	µg/L	1		SW-846 8260D	5/22/23	5/28/23 5:41	MFF
Styrene	ND	1.0	0.15	µg/L	1		SW-846 8260D	5/22/23	5/28/23 5:41	MFF
1,1,2,2-Tetrachloroethane	ND	0.50	0.14	µg/L	1		SW-846 8260D	5/22/23	5/28/23 5:41	MFF
Tetrachloroethylene	ND	1.0	0.17	µg/L	1		SW-846 8260D	5/22/23	5/28/23 5:41	MFF
Toluene	ND	1.0	0.22	µg/L	1		SW-846 8260D	5/22/23	5/28/23 5:41	MFF
1,2,3-Trichlorobenzene	ND	5.0	0.34	µg/L	1		SW-846 8260D	5/22/23	5/28/23 5:41	MFF
1,2,4-Trichlorobenzene	ND	1.0	0.30	µg/L	1		SW-846 8260D	5/22/23	5/28/23 5:41	MFF

con-test® A Pace Analytical® Laboratory
39 Spruce Street * East Longmeadow, MA 01028 * FAX 413/525-6405 * TEL. 413/525-2332

Project Location: 34-36 Cape Avenue, Ellenville, NY Sample Description: Work Order: 23E2461

Date Received: 5/17/2023

Field Sample #: EPA-08B Sampled: 5/17/2023 11:20

Sample ID: 23E2461-08

Sample Matrix: Ground Water

Volatile Organic Compounds by GC/MS

Analyte	Results	RL	DL	Units	Dilution	Flag/Qual	Method	Date Prepared	Date/Time Analyzed	Analyst
1,1,1-Trichloroethane	ND	1.0	0.15	µg/L	1		SW-846 8260D	5/22/23	5/28/23 5:41	MFF
1,1,2-Trichloroethane	ND	1.0	0.19	µg/L	1		SW-846 8260D	5/22/23	5/28/23 5:41	MFF
Trichloroethylene	ND	1.0	0.17	µg/L	1		SW-846 8260D	5/22/23	5/28/23 5:41	MFF
Trichlorofluoromethane (Freon 11)	ND	2.0	0.15	µg/L	1		SW-846 8260D	5/22/23	5/28/23 5:41	MFF
1,1,2-Trichloro-1,2,2-trifluoroethane (Freon 113)	ND	1.0	0.21	µg/L	1		SW-846 8260D	5/22/23	5/28/23 5:41	MFF
Vinyl Chloride	ND	2.0	0.24	µg/L	1		SW-846 8260D	5/22/23	5/28/23 5:41	MFF
Xylenes (total)	ND	1.0	1.0	µg/L	1		SW-846 8260D	5/22/23	5/28/23 5:41	MFF

Surrogates	% Recovery	Recovery Limits	Flag/Qual	
1,2-Dichloroethane-d4	99.5	70-130		5/28/23 5:41
Toluene-d8	99.2	70-130		5/28/23 5:41
4-Bromofluorobenzene	89.0	70-130		5/28/23 5:41

con-test® A Pace Analytical® Laboratory

39 Spruce Street * East Longmeadow, MA 01028 * FAX 413/525-6405 * TEL. 413/525-2332

Project Location: 34-36 Cape Avenue, Ellenville, NY Sample Description: Work Order: 23E2461

Date Received: 5/17/2023

Field Sample #: Trip Blank Sampled: 5/17/2023 11:20

Sample ID: 23E2461-09

Sample Matrix: Trip Blank Water

Volatile Organic Compounds by GC/MS

Analyte	Results	RL	DL	Units	Dilution	Flag/Qual	Method	Date Prepared	Date/Time Analyzed	Analyst
Acetone	ND	50	2.0	µg/L	1		SW-846 8260D	5/25/23	5/26/23 0:30	EEH
Benzene	ND	1.0	0.18	µg/L	1		SW-846 8260D	5/25/23	5/26/23 0:30	EEH
Bromochloromethane	ND	1.0	0.28	µg/L	1		SW-846 8260D	5/25/23	5/26/23 0:30	EEH
Bromodichloromethane	ND	0.50	0.16	µg/L	1		SW-846 8260D	5/25/23	5/26/23 0:30	EEH
Bromoform	ND	1.0	0.41	µg/L	1		SW-846 8260D	5/25/23	5/26/23 0:30	EEH
Bromomethane	ND	2.0	1.3	µg/L	1		SW-846 8260D	5/25/23	5/26/23 0:30	EEH
2-Butanone (MEK)	ND	20	1.7	µg/L	1		SW-846 8260D	5/25/23	5/26/23 0:30	EEH
Carbon Disulfide	ND	5.0	1.6	µg/L	1		SW-846 8260D	5/25/23	5/26/23 0:30	EEH
Carbon Tetrachloride	ND	5.0	0.16	µg/L	1		SW-846 8260D	5/25/23	5/26/23 0:30	EEH
Chlorobenzene	ND	1.0	0.12	µg/L	1		SW-846 8260D	5/25/23	5/26/23 0:30	EEH
Chlorodibromomethane	ND	0.50	0.20	µg/L	1		SW-846 8260D	5/25/23	5/26/23 0:30	EEH
Chloroethane	ND	2.0	0.34	µg/L	1		SW-846 8260D	5/25/23	5/26/23 0:30	EEH
Chloroform	ND	2.0	0.14	µg/L	1		SW-846 8260D	5/25/23	5/26/23 0:30	EEH
Chloromethane	ND	2.0	0.50	µg/L	1		SW-846 8260D	5/25/23	5/26/23 0:30	EEH
Cyclohexane	ND	5.0	1.8	µg/L	1		SW-846 8260D	5/25/23	5/26/23 0:30	EEH
1,2-Dibromo-3-chloropropane (DBCP)	ND	5.0	0.85	µg/L	1		SW-846 8260D	5/25/23	5/26/23 0:30	EEH
1,2-Dibromoethane (EDB)	ND	0.50	0.16	µg/L	1		SW-846 8260D	5/25/23	5/26/23 0:30	EEH
1,2-Dichlorobenzene	ND	1.0	0.13	µg/L	1		SW-846 8260D	5/25/23	5/26/23 0:30	EEH
1,3-Dichlorobenzene	ND	1.0	0.14	µg/L	1		SW-846 8260D	5/25/23	5/26/23 0:30	EEH
1,4-Dichlorobenzene	ND	1.0	0.13	µg/L	1		SW-846 8260D	5/25/23	5/26/23 0:30	EEH
Dichlorodifluoromethane (Freon 12)	ND	2.0	0.16	µg/L	1		SW-846 8260D	5/25/23	5/26/23 0:30	EEH
1,1-Dichloroethane	ND	1.0	0.14	µg/L	1		SW-846 8260D	5/25/23	5/26/23 0:30	EEH
1,2-Dichloroethane	ND	1.0	0.30	µg/L	1		SW-846 8260D	5/25/23	5/26/23 0:30	EEH
1,1-Dichloroethylene	ND	1.0	0.14	µg/L	1		SW-846 8260D	5/25/23	5/26/23 0:30	EEH
cis-1,2-Dichloroethylene	ND	1.0	0.14	µg/L	1		SW-846 8260D	5/25/23	5/26/23 0:30	EEH
trans-1,2-Dichloroethylene	ND	1.0	0.17	µg/L	1		SW-846 8260D	5/25/23	5/26/23 0:30	EEH
1,2-Dichloropropane	ND	1.0	0.19	µg/L	1		SW-846 8260D	5/25/23	5/26/23 0:30	EEH
cis-1,3-Dichloropropene	ND	0.50	0.16	µg/L	1		SW-846 8260D	5/25/23	5/26/23 0:30	EEH
trans-1,3-Dichloropropene	ND	0.50	0.14	µg/L	1		SW-846 8260D	5/25/23	5/26/23 0:30	EEH
1,4-Dioxane	~~ND~~ UJ	50	18	µg/L	1		SW-846 8260D	5/25/23	5/26/23 0:30	EEH
Ethylbenzene	ND	1.0	0.22	µg/L	1		SW-846 8260D	5/25/23	5/26/23 0:30	EEH
2-Hexanone (MBK)	ND	10	1.2	µg/L	1		SW-846 8260D	5/25/23	5/26/23 0:30	EEH
Isopropylbenzene (Cumene)	ND	1.0	0.15	µg/L	1		SW-846 8260D	5/25/23	5/26/23 0:30	EEH
Methyl Acetate	ND	1.0	0.61	µg/L	1		SW-846 8260D	5/25/23	5/26/23 0:30	EEH
Methyl tert-Butyl Ether (MTBE)	ND	1.0	0.17	µg/L	1		SW-846 8260D	5/25/23	5/26/23 0:30	EEH
Methyl Cyclohexane	ND	1.0	0.16	µg/L	1		SW-846 8260D	5/25/23	5/26/23 0:30	EEH
Methylene Chloride	ND	5.0	0.18	µg/L	1		SW-846 8260D	5/25/23	5/26/23 0:30	EEH
4-Methyl-2-pentanone (MIBK)	ND	10	1.3	µg/L	1		SW-846 8260D	5/25/23	5/26/23 0:30	EEH
Styrene	ND	1.0	0.15	µg/L	1		SW-846 8260D	5/25/23	5/26/23 0:30	EEH
1,1,2,2-Tetrachloroethane	ND	0.50	0.14	µg/L	1		SW-846 8260D	5/25/23	5/26/23 0:30	EEH
Tetrachloroethylene	ND	1.0	0.17	µg/L	1		SW-846 8260D	5/25/23	5/26/23 0:30	EEH
Toluene	0.23	1.0	0.22	µg/L	1	J	SW-846 8260D	5/25/23	5/26/23 0:30	EEH
1,2,3-Trichlorobenzene	ND	5.0	0.34	µg/L	1		SW-846 8260D	5/25/23	5/26/23 0:30	EEH
1,2,4-Trichlorobenzene	ND	1.0	0.30	µg/L	1		SW-846 8260D	5/25/23	5/26/23 0:30	EEH

con-test® A Pace Analytical® Laboratory
39 Spruce Street * East Longmeadow, MA 01028 * FAX 413/525-6405 * TEL. 413/525-2332

Project Location: 34-36 Cape Avenue, Ellenville, NY Sample Description: Work Order: 23E2461

Date Received: 5/17/2023

Field Sample #: Trip Blank Sampled: 5/17/2023 11:20

Sample ID: 23E2461-09

Sample Matrix: Trip Blank Water

Volatile Organic Compounds by GC/MS

Analyte	Results	RL	DL	Units	Dilution	Flag/Qual	Method	Date Prepared	Date/Time Analyzed	Analyst
1,1,1-Trichloroethane	ND	1.0	0.15	µg/L	1		SW-846 8260D	5/25/23	5/26/23 0:30	EEH
1,1,2-Trichloroethane	ND	1.0	0.19	µg/L	1		SW-846 8260D	5/25/23	5/26/23 0:30	EEH
Trichloroethylene	ND	1.0	0.17	µg/L	1		SW-846 8260D	5/25/23	5/26/23 0:30	EEH
Trichlorofluoromethane (Freon 11)	~~ND~~ UJ	2.0	0.15	µg/L	1	~~V-05~~	SW-846 8260D	5/25/23	5/26/23 0:30	EEH
1,1,2-Trichloro-1,2,2-trifluoroethane (Freon 113)	ND	1.0	0.21	µg/L	1		SW-846 8260D	5/25/23	5/26/23 0:30	EEH
Vinyl Chloride	ND	2.0	0.24	µg/L	1		SW-846 8260D	5/25/23	5/26/23 0:30	EEH
Xylenes (total)	ND	1.0	1.0	µg/L	1		SW-846 8260D	5/25/23	5/26/23 0:30	EEH

Surrogates	% Recovery	Recovery Limits	Flag/Qual	
1,2-Dichloroethane-d4	105	70-130		5/26/23 0:30
Toluene-d8	101	70-130		5/26/23 0:30
4-Bromofluorobenzene	95.9	70-130		5/26/23 0:30

QC NONCONFORMANCE DOCUMENTATION

6 - FORM VI
INITIAL CALIBRATION DATA SHEET (Continued)

SW-846 8260D

Laboratory:	Pace New England	Work Order:	23E2461
Client:	NYDEC_TRC Environmental Corporation- Clifton Park	Project:	Ellenville Scrap Iron & Metal
Calibration:	2200537	Instrument:	GCMSVOA3
		Calibration Date:	8/8/2022 10:18:58AM

COMPOUND	Mean RF	RF RSD	Linear r^2	Quad COD	LIMIT	Q
1,3-Dichlorobenzene	1.193097	12.1			20	
1,4-Dichlorobenzene	1.270795	8.8			20	
trans-1,4-Dichloro-2-butene	0.239735	14.1			20	
Dichlorodifluoromethane (Freon 12)	0.4341094	10.1			20	
1,1-Dichloroethane	0.787926	6.1			20	
1,2-Dichloroethane	0.4276246	10.4			20	
1,1-Dichloroethylene	0.6503172	6.4			20	
cis-1,2-Dichloroethylene	0.6864345	9.7			20	
trans-1,2-Dichloroethylene	0.6178868	7.3			20	
Dichlorofluoromethane (Freon 21)	0.8403159	5.9			20	
1,2-Dichloropropane	0.306328	10.1			20	
1,3-Dichloropropane	0.4974963	14.4			20	
2,2-Dichloropropane	0.6088295	8.7			20	
1,1-Dichloropropene	0.5473735	11.5			20	
cis-1,3-Dichloropropene	0.4734604	12.7			20	
trans-1,3-Dichloropropene	0.4080538	16.5			20	
Diethyl Ether	0.3713617	11.2			20	
Difluorochloromethane (Freon 22)	0.5720824	6.4			20	
Diisopropyl Ether (DIPE)	1.558552	9.0			20	
1,4-Dioxane	4.731593E-03	10.9			20	
Ethanol	1.036708E-02	17.7			20	
Ethyl Acetate	0.6506099	5.8			20	
Ethylbenzene	2.549064	12.6			20	
Hexachlorobutadiene	0.2852952	17.9			20	
2-Hexanone (MBK)	0.2843475	16.4			20	
Iodomethane	0.5420061	18.8			20	
Isopropylbenzene (Cumene)	2.395221	12.5			20	
p-Isopropyltoluene (p-Cymene)	1.842122	9.9			20	
Methyl Acetate	0.7088624	9.4			20	
Methyl tert-Butyl Ether (MTBE)	1.412808	8.2			20	
Methyl Cyclohexane	0.3308172	13.9			20	

6 - FORM VI
INITIAL CALIBRATION DATA SHEET (Continued)

SW-846 8260D

Laboratory:	Pace New England	Work Order:	23E2461
Client:	NYDEC_TRC Environmental Corporation- Clifton Park	Project:	Ellenville Scrap Iron & Metal
Calibration:	2300590	Instrument:	GCMSVOA5
		Calibration Date:	4/30/2023 8:53:34AM

COMPOUND	Mean RF	RF RSD	Linear r^2	Quad COD	LIMIT	Q
1,3-Dichlorobenzene	0.863444	6.0			20	
1,4-Dichlorobenzene	0.9027539	2.6			20	
trans-1,4-Dichloro-2-butene	0.1086938	15.7			20	
Dichlorodifluoromethane (Freon 12)	0.4841823	3.1			20	
1,1-Dichloroethane	0.4873098	2.6			20	
1,2-Dichloroethane	0.2679117	12.8			20	
1,1-Dichloroethylene	0.6107478	3.6			20	
cis-1,2-Dichloroethylene	0.3818696	4.1			20	
trans-1,2-Dichloroethylene	0.3972136	4.5			20	
Dichlorofluoromethane (Freon 21)	0.8100344	6.7			20	
1,2-Dichloropropane	0.196562	5.2			20	
1,3-Dichloropropane	0.284117	6.3			20	
2,2-Dichloropropane	0.3932119	3.7			20	
1,1-Dichloropropene	0.4023323	2.8			20	
cis-1,3-Dichloropropene	0.2804525	8.8			20	
trans-1,3-Dichloropropene	0.2219342	12.8			20	
Diethyl Ether	0.2576302	2.9			20	
Difluorochloromethane (Freon 22)	0.4204468	3.6			20	
Diisopropyl Ether (DIPE)	0.7833295	4.0			20	
1,4-Dioxane	2.154868E-03	8.6			20	
Ethanol	5.187698E-03	6.3			20	
Ethyl Acetate	0.2685341	13.0			20	
Ethylbenzene	1.878445	4.2			20	
Hexachlorobutadiene	0.2102557	18.9			20	
2-Hexanone (MBK)	0.1186916	8.5			20	
Iodomethane	0.5456097	11.6			20	
Isopropylbenzene (Cumene)	1.867965	3.2			20	
p-Isopropyltoluene (p-Cymene)	1.50299	7.3			20	
Methyl Acetate	0.332519	15.0			20	
Methyl tert-Butyl Ether (MTBE)	0.7057303	5.0			20	
Methyl Cyclohexane	0.3290469	3.3			20	

7 - FORM VII

CONTINUING CALIBRATION VERIFICATION

SW-846 8260D

Laboratory:	Pace New England	Work Order:	23E2461
Client:	NYDEC_TRC Environmental Corporation- Clifton	Project:	Ellenville Scrap Iron & Metal
Instrument ID:	GCMSVOA3	Calibration:	2200537
Lab File ID:	C22V14301.D	Calibration Date:	08/08/22 10:18
Sequence:	S087955	Injection Date:	05/23/23
Lab Sample ID:	S087955-CCV1	Injection Time:	09:32

		CONC. (µg/L)		RESPONSE FACTOR			% DIFF / DRIFT		
COMPOUND	TYPE	STD	CCV	ICAL	CCV	MIN (#)	CCV	LIMIT (#)	
Acetone	A	100	88.5	0.1820924	0.1610709		-11.5	20	
Benzene	A	10.0	11.4	1.667645	1.895245		13.6	20	
Bromochloromethane	A	10.0	11.1	0.3793018	0.4209017		11.0	20	
Bromodichloromethane	A	10.0	9.37	0.3940258	0.3690485		-6.3	20	
Bromoform	A	10.0	7.31	0.5234936	0.3826405		-26.9	20	*
Bromomethane	A	10.0	10.7	0.3079598	0.329507		7.0	20	
2-Butanone (MEK)	A	100	103	0.2634095	0.270778		2.8	20	
Carbon Disulfide	A	100	97.0	1.250483	1.212701		-3.0	20	
Carbon Tetrachloride	A	10.0	9.59	0.528229	0.5065545		-4.1	20	
Chlorobenzene	A	10.0	10.4	1.57638	1.635657		3.8	20	
Chlorodibromomethane	A	10.0	8.87	0.3363907	0.2985402		-11.3	20	
Chloroethane	A	10.0	10.0	0.3601205	0.3603398		0.06	20	
Chloroform	A	10.0	10.2	0.7591359	0.7760444		2.2	20	
Chloromethane	A	10.0	10.4	0.7095398	0.7398051		4.3	20	
Cyclohexane	A	10.0	10.6	0.7080121	0.7539711		6.5	20	
1,2-Dibromo-3-chloropropane (DBCP)	A	10.0	8.19	0.1649304	0.1351257		-18.1	20	
1,2-Dibromoethane (EDB)	A	10.0	9.95	0.299296	0.2978434		-0.5	20	
1,2-Dichlorobenzene	A	10.0	10.4	1.213634	1.265695		4.3	20	
1,3-Dichlorobenzene	A	10.0	10.5	1.193097	1.251104		4.9	20	
1,4-Dichlorobenzene	A	10.0	10.2	1.270795	1.292663		1.7	20	
Dichlorodifluoromethane (Freon 12)	A	10.0	11.2	0.4341094	0.4847885		11.7	20	
1,1-Dichloroethane	A	10.0	10.2	0.787926	0.8010794		1.7	20	
1,2-Dichloroethane	A	10.0	9.34	0.4276246	0.3995378		-6.6	20	
1,1-Dichloroethylene	A	10.0	9.43	0.6503172	0.6130791		-5.7	20	
cis-1,2-Dichloroethylene	A	10.0	10.1	0.6864345	0.6919144		0.8	20	
trans-1,2-Dichloroethylene	A	10.0	9.80	0.6178868	0.6056329		-2.0	20	
1,2-Dichloropropane	A	10.0	10.7	0.306328	0.3270929		6.8	20	
cis-1,3-Dichloropropene	A	10.0	9.72	0.4734604	0.4600912		-2.8	20	
trans-1,3-Dichloropropene	A	10.0	9.17	0.4080538	0.3740622		-8.3	20	

7 - FORM VII

CONTINUING CALIBRATION VERIFICATION

SW-846 8260D

Laboratory:	Pace New England	Work Order:	23E2461
Client:	NYDEC_TRC Environmental Corporation- Clifton	Project:	Ellenville Scrap Iron & Metal
Instrument ID:	GCMSVOA3	Calibration:	2200537
Lab File ID:	C22V14301.D	Calibration Date:	08/08/22 10:18
Sequence:	S087955	Injection Date:	05/23/23
Lab Sample ID:	S087955-CCV1	Injection Time:	09:32

		CONC. (µg/L)		RESPONSE FACTOR			% DIFF / DRIFT		
COMPOUND	TYPE	STD	CCV	ICAL	CCV	MIN (#)	CCV	LIMIT (#)	
1,4-Dioxane	A	100	94.4	4.731593E-03	4.464348E-03		-5.6	20	
Ethylbenzene	A	10.0	10.6	2.549064	2.700702		5.9	20	
2-Hexanone (MBK)	A	100	90.1	0.2843475	0.2561946		-9.9	20	
Isopropylbenzene (Cumene)	A	10.0	10.4	2.395221	2.497393		4.3	20	
Methyl Acetate	A	10.0	7.39	0.7088624	0.5241293		-26.1	20	*
Methyl tert-Butyl Ether (MTBE)	A	10.0	9.47	1.412808	1.33774		-5.3	20	
Methyl Cyclohexane	A	10.0	11.9	0.3308172	0.3944156		19.2	20	
Methylene Chloride	A	10.0	9.68	0.6427786	0.6223555		-3.2	20	
4-Methyl-2-pentanone (MIBK)	A	100	89.5	0.4112112	0.3679146		-10.5	20	
Styrene	A	10.0	10.8	1.683114	1.821939		8.2	20	
1,1,2,2-Tetrachloroethane	A	10.0	9.24	0.9177436	0.8478515		-7.6	20	
Tetrachloroethylene	A	10.0	10.9	0.2808079	0.3051648		8.7	20	
Toluene	A	10.0	10.6	1.195157	1.270669		6.3	20	
1,2,3-Trichlorobenzene	A	10.0	11.1	0.6638408	0.739163		11.3	20	
1,2,4-Trichlorobenzene	A	10.0	11.4	0.6791191	0.77603		14.3	20	
1,1,1-Trichloroethane	A	10.0	9.73	0.6322124	0.6153703		-2.7	20	
1,1,2-Trichloroethane	A	10.0	10.3	0.2797054	0.2878613		2.9	20	
Trichloroethylene	A	10.0	10.5	0.2768359	0.2894812		4.6	20	
Trichlorofluoromethane (Freon 11)	A	10.0	9.44	0.6391431	0.6030623		-5.6	20	
1,1,2-Trichloro-1,2,2-trifluoroethane (Freon 113)	A	10.0	10.2	0.377547	0.3849417		2.0	20	
Vinyl Chloride	A	10.0	11.2	0.5221577	0.5836294		11.8	20	
m+p Xylene	A	20.0	20.9	1.99021	2.082286		4.6	20	
o-Xylene	A	10.0	10.5	2.094658	2.194826		4.8	20	
1,2-Dichloroethane-d4	A	25.0	24.1	0.5629535	0.5426178		-3.6		
Toluene-d8	A	25.0	24.9	1.188132	1.18539		-0.2		
4-Bromofluorobenzene	A	25.0	24.4	0.8894447	0.8700271		-2.2		

Column to be used to flag Response Factor and %Diff/Drift values with an asterisk

* Values outside of QC limits

CONTINUING CALIBRATION VERIFICATION

SW-846 8260D

Laboratory:	Pace New England	Work Order:	23E2461
Client:	NYDEC_TRC Environmental Corporation- Clifton	Project:	Ellenville Scrap Iron & Metal
Instrument ID:	GCMSVOA3	Calibration:	2200537
Lab File ID:	C22V14686.D	Calibration Date:	08/08/22 10:18
Sequence:	S088271	Injection Date:	05/27/23
Lab Sample ID:	S088271-CCV1	Injection Time:	23:54

		CONC. (µg/L)		RESPONSE FACTOR			% DIFF / DRIFT		
COMPOUND	TYPE	STD	CCV	ICAL	CCV	MIN (#)	CCV	LIMIT (#)	
Acetone	A	100	91.8	0.1820924	0.1672116		-8.2	20	
Benzene	A	10.0	10.9	1.667645	1.811764		8.6	20	
Bromochloromethane	A	10.0	11.1	0.3793018	0.4212759		11.1	20	
Bromodichloromethane	A	10.0	9.65	0.3940258	0.3802441		-3.5	20	
Bromoform	A	10.0	7.64	0.5234936	0.3999528		-23.6	20	*
Bromomethane	A	10.0	12.3	0.3079598	0.3782989		22.8	20	*
2-Butanone (MEK)	A	100	103	0.2634095	0.2705864		2.7	20	
Carbon Disulfide	A	100	96.5	1.250483	1.206628		-3.5	20	
Carbon Tetrachloride	A	10.0	9.30	0.528229	0.4911848		-7.0	20	
Chlorobenzene	A	10.0	10.6	1.57638	1.673631		6.2	20	
Chlorodibromomethane	A	10.0	9.04	0.3363907	0.3041196		-9.6	20	
Chloroethane	A	10.0	10.0	0.3601205	0.3604009		0.08	20	
Chloroform	A	10.0	10.0	0.7591359	0.7620183		0.4	20	
Chloromethane	A	10.0	11.0	0.7095398	0.7828813		10.3	20	
Cyclohexane	A	10.0	10.1	0.7080121	0.7137136		0.8	20	
1,2-Dibromo-3-chloropropane (DBCP)	A	10.0	8.62	0.1649304	0.1422405		-13.8	20	
1,2-Dibromoethane (EDB)	A	10.0	10.1	0.299296	0.3025108		1.1	20	
1,2-Dichlorobenzene	A	10.0	10.6	1.213634	1.287447		6.1	20	
1,3-Dichlorobenzene	A	10.0	10.5	1.193097	1.253767		5.1	20	
1,4-Dichlorobenzene	A	10.0	9.92	1.270795	1.260878		-0.8	20	
Dichlorodifluoromethane (Freon 12)	A	10.0	11.2	0.4341094	0.4847607		11.7	20	
1,1-Dichloroethane	A	10.0	10.3	0.787926	0.8135195		3.2	20	
1,2-Dichloroethane	A	10.0	9.98	0.4276246	0.4269702		-0.2	20	
1,1-Dichloroethylene	A	10.0	9.61	0.6503172	0.6252271		-3.9	20	
cis-1,2-Dichloroethylene	A	10.0	9.89	0.6864345	0.678736		-1.1	20	
trans-1,2-Dichloroethylene	A	10.0	9.49	0.6178868	0.5866359		-5.1	20	
1,2-Dichloropropane	A	10.0	10.6	0.306328	0.3261158		6.5	20	
cis-1,3-Dichloropropene	A	10.0	9.08	0.4734604	0.4300089		-9.2	20	
trans-1,3-Dichloropropene	A	10.0	8.58	0.4080538	0.3502884		-14.2	20	

7 - FORM VII

CONTINUING CALIBRATION VERIFICATION

SW-846 8260D

Laboratory:	Pace New England	Work Order:	23E2461
Client:	NYDEC_TRC Environmental Corporation- Clifton	Project:	Ellenville Scrap Iron & Metal
Instrument ID:	GCMSVOA3	Calibration:	2200537
Lab File ID:	C22V14686.D	Calibration Date:	08/08/22 10:18
Sequence:	S088271	Injection Date:	05/27/23
Lab Sample ID:	S088271-CCV1	Injection Time:	23:54

		CONC. (µg/L)		RESPONSE FACTOR			% DIFF / DRIFT	
COMPOUND	TYPE	STD	CCV	ICAL	CCV	MIN (#)	CCV	LIMIT (#)
1,4-Dioxane	A	100	87.1	4.731593E-03	4.12271E-03		-12.9	20
Ethylbenzene	A	10.0	10.3	2.549064	2.624546		3.0	20
2-Hexanone (MBK)	A	100	91.5	0.2843475	0.2602165		-8.5	20
Isopropylbenzene (Cumene)	A	10.0	9.90	2.395221	2.371932		-1.0	20
Methyl Acetate	A	10.0	8.32	0.7088624	0.5900951		-16.8	20
Methyl tert-Butyl Ether (MTBE)	A	10.0	9.31	1.412808	1.31485		-6.9	20
Methyl Cyclohexane	A	10.0	10.0	0.3308172	0.3312153		0.1	20
Methylene Chloride	A	10.0	10.1	0.6427786	0.6493795		1.0	20
4-Methyl-2-pentanone (MIBK)	A	100	91.0	0.4112112	0.3743108		-9.0	20
Styrene	A	10.0	10.5	1.683114	1.76306		4.7	20
1,1,2,2-Tetrachloroethane	A	10.0	9.38	0.9177436	0.860563		-6.2	20
Tetrachloroethylene	A	10.0	10.2	0.2808079	0.2862555		1.9	20
Toluene	A	10.0	10.7	1.195157	1.277862		6.9	20
1,2,3-Trichlorobenzene	A	10.0	10.1	0.6638408	0.6701096		0.9	20
1,2,4-Trichlorobenzene	A	10.0	9.96	0.6791191	0.676531		-0.4	20
1,1,1-Trichloroethane	A	10.0	9.67	0.6322124	0.6115913		-3.3	20
1,1,2-Trichloroethane	A	10.0	10.6	0.2797054	0.2958237		5.8	20
Trichloroethylene	A	10.0	10.3	0.2768359	0.2841211		2.6	20
Trichlorofluoromethane (Freon 11)	A	10.0	9.64	0.6391431	0.6162704		-3.6	20
1,1,2-Trichloro-1,2,2-trifluoroethane (Freon 113)	A	10.0	9.55	0.377547	0.3606016		-4.5	20
Vinyl Chloride	A	10.0	11.4	0.5221577	0.594975		13.9	20
m+p Xylene	A	20.0	20.8	1.99021	2.072574		4.1	20
o-Xylene	A	10.0	10.2	2.094658	2.134348		1.9	20
1,2-Dichloroethane-d4	A	25.0	23.7	0.5629535	0.5338961		-5.2	
Toluene-d8	A	25.0	25.3	1.188132	1.20299		1.3	
4-Bromofluorobenzene	A	25.0	24.1	0.8894447	0.8571919		-3.6	

Column to be used to flag Response Factor and %Diff/Drift values with an asterisk

* Values outside of QC limits

7 - FORM VII

CONTINUING CALIBRATION VERIFICATION

SW-846 8260D

Laboratory:	Pace New England	Work Order:	23E2461
Client:	NYDEC_TRC Environmental Corporation- Clifton	Project:	Ellenville Scrap Iron & Metal
Instrument ID:	GCMSVOA5	Calibration:	2300590
Lab File ID:	E23V14527.D	Calibration Date:	04/30/23 08:53
Sequence:	S088668	Injection Date:	05/25/23
Lab Sample ID:	S088668-CCV1	Injection Time:	21:46

		CONC. (µg/L)		RESPONSE FACTOR			% DIFF / DRIFT		
COMPOUND	TYPE	STD	CCV	ICAL	CCV	MIN (#)	CCV	LIMIT (#)	
1,4-Dioxane	A	100	102	2.154868E-03	2.197281E-03		2.0	20	
Ethylbenzene	A	10.0	10.5	1.878445	1.975936		5.2	20	
2-Hexanone (MBK)	A	100	110	0.1186916	0.1299931		9.5	20	
Isopropylbenzene (Cumene)	A	10.0	10.1	1.867965	1.894976		1.4	20	
Methyl Acetate	A	10.0	8.76	0.332519	0.2912016		-12.4	20	
Methyl tert-Butyl Ether (MTBE)	A	10.0	9.93	0.7057303	0.7006482		-0.7	20	
Methyl Cyclohexane	A	10.0	9.66	0.3290469	0.3178892		-3.4	20	
Methylene Chloride	A	10.0	8.30	0.4758469	0.3950177		-17.0	20	
4-Methyl-2-pentanone (MIBK)	A	100	110	0.1684693	0.1850123		9.8	20	
Styrene	A	10.0	10.4	1.070801	1.113336		4.0	20	
1,1,2,2-Tetrachloroethane	A	10.0	9.99	0.4665789	0.4660865		-0.1	20	
Tetrachloroethylene	A	10.0	10.4	0.2357475	0.2462434		4.5	20	
Toluene	A	10.0	10.8	0.8379045	0.9070433		8.3	20	
1,2,3-Trichlorobenzene	A	10.0	10.3	0.300294	0.3104586		3.4	20	
1,2,4-Trichlorobenzene	A	10.0	9.99	0.3792939	0.3790829		-0.06	20	
1,1,1-Trichloroethane	A	10.0	10.4	0.4484264	0.4687831		4.5	20	
1,1,2-Trichloroethane	A	10.0	11.0	0.1658821	0.1833315		10.5	20	
Trichloroethylene	A	10.0	10.8	0.2146332	0.2321615		8.2	20	
Trichlorofluoromethane (Freon 11)	A	10.0	7.53	0.7101492	0.5345481		-24.7	20	*
1,1,2-Trichloro-1,2,2-trifluoroethane (Freon 113)	A	10.0	8.10	0.4175729	0.3382849		-19.0	20	
Vinyl Chloride	Q	10.0	8.63	0.3758119	0.2947948		-13.7	20	
m+p Xylene	A	20.0	21.1	1.505147	1.588373		5.5	20	
o-Xylene	A	10.0	10.7	1.443308	1.545525		7.1	20	
1,2-Dichloroethane-d4	A	25.0	26.2	0.5194123	0.5434173		4.6		
Toluene-d8	A	25.0	25.1	1.148628	1.153563		0.4		
4-Bromofluorobenzene	A	25.0	25.2	0.861499	0.8667406		0.6		

Column to be used to flag Response Factor and %Diff/Drift values with an asterisk

* Values outside of QC limits

3 - FORM III

MATRIX SPIKE / MATRIX SPIKE DUPLICATE RECOVERY

EPA-10B

Laboratory:	Pace New England	Work Order:	23E2461
Client:	NYDEC_TRC Environmental Corporation- Clifton Par	Project:	Ellenville Scrap Iron & Metal
Matrix:	Water	Analysis:	SW-846 8260D
Batch:	B340912	Preparation:	SW-846 5030B
% Solids:		Laboratory ID:	B340912-MS1
Initial/Final:	5 mL / 5 mL	Sample Lab ID:	23E2461-04
Column:			

ANALYTE	SPIKE ADDED (µg/L)	SAMPLE CONCENTRATION (µg/L)	MS CONCENTRATION (µg/L)	MS % REC.		QC LIMITS REC.
Acetone	100	2.13	80.3	78.2		70 - 130
Benzene	10.0	ND	10.4	104		70 - 130
Bromochloromethane	10.0	ND	10.7	107		70 - 130
Bromodichloromethane	10.0	ND	8.72	87.2		70 - 130
Bromoform	10.0	ND	6.31	63.1	*	70 - 130
Bromomethane	10.0	ND	8.56	85.6		70 - 130
2-Butanone (MEK)	100	ND	89.3	89.3		70 - 130
Carbon Disulfide	100	ND	99.2	99.2		70 - 130
Carbon Tetrachloride	10.0	ND	9.63	96.3		70 - 130
Chlorobenzene	10.0	ND	9.22	92.2		70 - 130
Chlorodibromomethane	10.0	ND	7.98	79.8		70 - 130
Chloroethane	10.0	ND	10.1	101		70 - 130
Chloroform	10.0	ND	9.64	96.4		70 - 130
Chloromethane	10.0	ND	9.23	92.3		70 - 130
Cyclohexane	10.0	ND	10.4	104		70 - 130
1,2-Dibromo-3-chloropropane (DBCP)	10.0	ND	6.77	67.7	*	70 - 130
1,2-Dibromoethane (EDB)	10.0	ND	8.97	89.7		70 - 130
1,2-Dichlorobenzene	10.0	ND	8.61	86.1		70 - 130
1,3-Dichlorobenzene	10.0	ND	8.59	85.9		70 - 130
1,4-Dichlorobenzene	10.0	ND	8.57	85.7		70 - 130
Dichlorodifluoromethane (Freon 12)	10.0	ND	11.8	118		70 - 130
1,1-Dichloroethane	10.0	ND	9.95	99.5		70 - 130
1,2-Dichloroethane	10.0	ND	8.86	88.6		70 - 130
1,1-Dichloroethylene	10.0	ND	9.38	93.8		70 - 130
cis-1,2-Dichloroethylene	10.0	ND	9.58	95.8		70 - 130
trans-1,2-Dichloroethylene	10.0	ND	9.47	94.7		70 - 130
1,2-Dichloropropane	10.0	ND	9.57	95.7		70 - 130
cis-1,3-Dichloropropene	10.0	ND	8.47	84.7		70 - 130
trans-1,3-Dichloropropene	10.0	ND	8.07	80.7		70 - 130

3 - FORM III

MATRIX SPIKE / MATRIX SPIKE DUPLICATE RECOVERY

EPA-10B

Laboratory:	Pace New England	Work Order:	23E2461
Client:	NYDEC_TRC Environmental Corporation- Clifton Par	Project:	Ellenville Scrap Iron & Metal
Matrix:	Water	Analysis:	SW-846 8260D
Batch:	B340912	Preparation:	SW-846 5030B
% Solids:		Laboratory ID:	B340912-MS1
Initial/Final:	5 mL / 5 mL	Sample Lab ID:	23E2461-04
Column:			

ANALYTE	SPIKE ADDED (µg/L)	SAMPLE CONCENTRATION (µg/L)	MS CONCENTRATION (µg/L)	MS % REC.		QC LIMITS REC.
1,4-Dioxane	100	ND	69.4	69.4	*	70 - 130
Ethylbenzene	10.0	ND	9.16	91.6		70 - 130
2-Hexanone (MBK)	100	ND	76.9	76.9		70 - 130
Isopropylbenzene (Cumene)	10.0	ND	8.89	88.9		70 - 130
Methyl Acetate	10.0	ND	6.20	62.0	*	70 - 130
Methyl tert-Butyl Ether (MTBE)	10.0	ND	8.64	86.4		70 - 130
Methyl Cyclohexane	10.0	ND	10.3	103		70 - 130
Methylene Chloride	10.0	ND	9.41	94.1		70 - 130
4-Methyl-2-pentanone (MIBK)	100	ND	77.6	77.6		70 - 130
Styrene	10.0	ND	8.55	85.5		70 - 130
1,1,2,2-Tetrachloroethane	10.0	ND	8.20	82.0		70 - 130
Tetrachloroethylene	10.0	ND	9.85	98.5		70 - 130
Toluene	10.0	ND	9.79	97.9		70 - 130
1,2,3-Trichlorobenzene	10.0	ND	7.74	77.4		70 - 130
1,2,4-Trichlorobenzene	10.0	ND	7.65	76.5		70 - 130
1,1,1-Trichloroethane	10.0	ND	9.39	93.9		70 - 130
1,1,2-Trichloroethane	10.0	ND	9.33	93.3		70 - 130
Trichloroethylene	10.0	ND	9.74	97.4		70 - 130
Trichlorofluoromethane (Freon 11)	10.0	ND	9.80	98.0		70 - 130
1,1,2-Trichloro-1,2,2-trifluoroethane (Freon 113)	10.0	ND	10.5	105		70 - 130
Vinyl Chloride	10.0	ND	11.6	116		70 - 130
Xylenes (total)	30.0	ND	26.8	89.3		0 - 200

3 - FORM III

MATRIX SPIKE / MATRIX SPIKE DUPLICATE RECOVERY

EPA-10B

Laboratory:	Pace New England	Work Order:	23E2461
Client:	NYDEC_TRC Environmental Corporation- Clifton Par	Project:	Ellenville Scrap Iron & Metal
Matrix:	Water	Analysis:	SW-846 8260D
Batch:	B340912	Preparation:	SW-846 5030B
% Solids:		Laboratory ID:	B340912-MSD1
Initial/Final:	5 mL / 5 mL	Sample Lab ID:	23E2461-04
Column:			

ANALYTE	SPIKE ADDED (µg/L)	MSD CONCENTRATION (µg/L)	MSD % REC. #		% RPD	QC LIMITS RPD	QC LIMITS REC.
Acetone	100	83.0	80.8		3.23	30	70 - 130
Benzene	10.0	10.5	105		0.478	30	70 - 130
Bromochloromethane	10.0	10.4	104		3.32	30	70 - 130
Bromodichloromethane	10.0	8.57	85.7		1.74	30	70 - 130
Bromoform	10.0	6.47	64.7	*	2.50	30	70 - 130
Bromomethane	10.0	7.81	78.1		9.16	30	70 - 130
2-Butanone (MEK)	100	94.2	94.2		5.44	30	70 - 130
Carbon Disulfide	100	101	101		1.92	30	70 - 130
Carbon Tetrachloride	10.0	9.63	96.3		0.00	30	70 - 130
Chlorobenzene	10.0	9.25	92.5		0.325	30	70 - 130
Chlorodibromomethane	10.0	7.98	79.8		0.00	30	70 - 130
Chloroethane	10.0	13.7	137	*	29.7	30	70 - 130
Chloroform	10.0	9.71	97.1		0.724	30	70 - 130
Chloromethane	10.0	9.76	97.6		5.58	30	70 - 130
Cyclohexane	10.0	10.4	104		0.288	30	70 - 130
1,2-Dibromo-3-chloropropane (DBCP)	10.0	7.15	71.5		5.46	30	70 - 130
1,2-Dibromoethane (EDB)	10.0	8.87	88.7		1.12	30	70 - 130
1,2-Dichlorobenzene	10.0	8.75	87.5		1.61	30	70 - 130
1,3-Dichlorobenzene	10.0	8.90	89.0		3.54	30	70 - 130
1,4-Dichlorobenzene	10.0	8.56	85.6		0.117	30	70 - 130
Dichlorodifluoromethane (Freon 12)	10.0	12.0	120		2.01	30	70 - 130
1,1-Dichloroethane	10.0	9.78	97.8		1.72	30	70 - 130
1,2-Dichloroethane	10.0	8.91	89.1		0.563	30	70 - 130
1,1-Dichloroethylene	10.0	9.73	97.3		3.66	30	70 - 130
cis-1,2-Dichloroethylene	10.0	9.48	94.8		1.05	30	70 - 130
trans-1,2-Dichloroethylene	10.0	9.46	94.6		0.106	30	70 - 130
1,2-Dichloropropane	10.0	9.74	97.4		1.76	30	70 - 130
cis-1,3-Dichloropropene	10.0	8.45	84.5		0.236	30	70 - 130
trans-1,3-Dichloropropene	10.0	8.09	80.9		0.248	30	70 - 130

3 - FORM III

MATRIX SPIKE / MATRIX SPIKE DUPLICATE RECOVERY

EPA-10B

Laboratory:	Pace New England	Work Order:	23E2461
Client:	NYDEC_TRC Environmental Corporation- Clifton Par	Project:	Ellenville Scrap Iron & Metal
Matrix:	Water	Analysis:	SW-846 8260D
Batch:	B340912	Preparation:	SW-846 5030B
% Solids:		Laboratory ID:	B340912-MSD1
Initial/Final:	5 mL / 5 mL	Sample Lab ID:	23E2461-04
Column:			

ANALYTE	SPIKE ADDED (µg/L)	MSD CONCENTRATION (µg/L)	MSD % REC. #		% RPD	QC LIMITS RPD	QC LIMITS REC.
1,4-Dioxane	100	82.6	82.6		17.5	30	70 - 130
Ethylbenzene	10.0	9.35	93.5		2.05	30	70 - 130
2-Hexanone (MBK)	100	79.6	79.6		3.45	30	70 - 130
Isopropylbenzene (Cumene)	10.0	8.95	89.5		0.673	30	70 - 130
Methyl Acetate	10.0	5.99	59.9	*	3.45	30	70 - 130
Methyl tert-Butyl Ether (MTBE)	10.0	8.73	87.3		1.04	30	70 - 130
Methyl Cyclohexane	10.0	10.2	102		0.878	30	70 - 130
Methylene Chloride	10.0	9.50	95.0		0.952	30	70 - 130
4-Methyl-2-pentanone (MIBK)	100	79.5	79.5		2.53	30	70 - 130
Styrene	10.0	8.88	88.8		3.79	30	70 - 130
1,1,2,2-Tetrachloroethane	10.0	8.51	85.1		3.71	30	70 - 130
Tetrachloroethylene	10.0	9.41	94.1		4.57	30	70 - 130
Toluene	10.0	9.80	98.0		0.102	30	70 - 130
1,2,3-Trichlorobenzene	10.0	8.38	83.8		7.94	30	70 - 130
1,2,4-Trichlorobenzene	10.0	8.21	82.1		7.06	30	70 - 130
1,1,1-Trichloroethane	10.0	9.47	94.7		0.848	30	70 - 130
1,1,2-Trichloroethane	10.0	9.21	92.1		1.29	30	70 - 130
Trichloroethylene	10.0	9.43	94.3		3.23	30	70 - 130
Trichlorofluoromethane (Freon 11)	10.0	10.0	100		2.12	30	70 - 130
1,1,2-Trichloro-1,2,2-trifluoroethane (Freon 113)	10.0	10.1	101		3.80	30	70 - 130
Vinyl Chloride	10.0	11.7	117		0.600	30	70 - 130
Xylenes (total)	30.0	27.1	90.3		1.15	200	0 - 200

Data Usability Summary Report

Site: Ellenville Scrap Iron & Metal - Ellenville, NY
Laboratory: Con-test/Pace New England - East Longmeadow, MA
SDG: 23E2461 (Revised 9/14/23)
Parameters: Metals
Data Reviewer: Kristen Morin/TRC
Peer Reviewer: Elizabeth Denly/TRC
Date: September 15, 2023

Sample Reviewed and Evaluation Summary

8 Groundwater Samples: EPA-3B, EPA-3R, EPA-08, EPA-08B, EPA-09, EPA-10, EPA-10B, DUP-01*

*Field duplicate of sample EPA-10B

The above-listed samples were collected on May 17, 2023 and were analyzed for metals by SW-846 Methods 6010D/6020B/7470A. The data validation was performed in accordance with *USEPA National Functional Guidelines for Inorganic Superfund Methods Data Review (EPA-542-R-20-006),* November 2020, modified for the SW-846 EPA methodologies utilized.

The data were evaluated based on the following parameters:

	• Overall Evaluation of Data and Potential Usability Issues
	• Data Completeness
*	• Holding Times and Sample Preservation
*	• ICP-MS Tune Results (6020B Metals only)
*	• Initial and Continuing Calibrations
	• Interference Check Sample (ICS) Results (6010D and 6020B Metals only)
	• Blanks
	• Matrix Spike (MS)/MS Duplicate (MSD) Results
NA	• Laboratory Duplicate Results
	• Serial Dilution Results
*	• Laboratory Control Sample (LCS)/LCS Duplicate (LCSD) Results
*	• Internal Standard Results (6020B Metals only)
	• Field Duplicate Results
	• Sample Results and Reported Quantitation Limits (QLs)

*	-	All criteria were met.
NA	-	Not applicable; laboratory duplicate analyses were not performed on a sample from this data set.

Overall Evaluation of Data and Potential Usability Issues

All results are usable for project objectives. Qualifications applied to the data as a result of sampling error are discussed below.

- The positive results for aluminum, chromium, copper, and manganese, where detected, in all samples in this data set were qualified as estimated (J) due to field duplicate variability. These results can be used for project objectives as estimated values, which may have a minor impact on the data usability.

Qualifications applied to the data as a result of analytical error are discussed below.

- Potential uncertainty exists for select metals results that were detected between the method detection limit (MDL) and QL. These results were qualified as estimated (J) by the laboratory in the associated samples. These results can be used for project objectives as estimated values, which may have a minor impact on the data usability.

- The positive results for chromium in samples DUP-01, EPA-08B, EPA-10, and EPA-10B were qualified as estimated (J) due to method blank contamination and field duplicate variability. These results can be used for project objectives as estimated values, which may have a minor impact on the data usability.

- The positive results for aluminum in all samples in this data set, where detected, were qualified as estimated (J) due to high MSD recovery and acceptable post-digestion spike (PDS) recovery. These results can be used for project objectives as estimated values, which may have a minor impact on the data usability.

Data Completeness

The data package was a complete Category B deliverable package with the following exceptions.

- The laboratory answered "N/A" to the question on the Log In Back-Sheet regarding whether or not samples were received at the proper pH. Nitric acid preservation was listed on the chain-of-custody (COC) for the samples and no issues were noted within the Category B deliverable that there was a preservation issue with any of the samples.
- The Initial and Continuing Calibration Check form was missing results for method 6020B sequence S087946; this information was included in the revised Category B deliverable.
- The method 6020B internal standard results were not summarized on a form; this information was reviewed using the raw data.
- Select "source results" were missing on the revised method 6020B serial dilution summary form. However, the missing source results were <50x the MDL and therefore, would not be applicable to the serial dilution evaluation. The laboratory was not contacted about this issue.

No validation actions were required on the basis of these issues.

Holding Times and Sample Preservation

All holding time and sample preservation method criteria were met for the metals analyses.

ICP-MS Tune Results (6020B Metals only)

The resolution of the mass calibration was within 0.1 atomic mass units (amu) over the range of 3 to 238 amu. The percent relative standard deviations for all analytes in the tuning solutions met the acceptance criteria of <5%.

Initial and Continuing Calibrations

The associated initial calibration verification and continuing calibration verification percent recoveries (%Rs) met the method acceptance limits for the metals analyses. All initial calibration coefficients were >0.995.

Low-level standards were not reported for mercury or for method 6020B metals; no validation actions were required on this basis since the sample QLs were at or above the lowest calibration standard for these metals. The low-level standards for the remaining target method 6010D metals were within the acceptance limits of 80-120%.

ICS Results (6010D and 6020B Metals only)

All spiked analytes recovered within the 80-120% acceptance limits in the ICSAB/ICSA analyses (referred to as IFB/IFA by the laboratory). Antimony was detected as positive interference in one of the method 6020B ICSA (or IFA) analyses. However, the interferent metals, aluminum, calcium, iron, magnesium, potassium, and sodium, were reported using a different instrument and different analytical method (i.e., method 6010D). Therefore, potential interferences were not further evaluated.

Blanks

Mercury was not detected in the method blanks or continuing calibration blanks (CCBs). The initial calibration blanks (ICBs) were not used to qualify sample result since the ICBs did not immediately precede any sample analyses; thus, ICB detections are not summarized in this report. The following table summarizes the metals method blank and/or bracketing CCB contaminants, the concentrations detected, and the resulting validation actions.

Blank ID	Analyte	Blank Concentration (units)	Validation Actions
B340936 -BLK1	Chromium	0.63 J µg/L	The positive results for chromium in samples DUP-01, EPA-08B, EPA-10, and EPA-10B would have been qualified as estimated (J+) with a potential high bias since the results were > the QL and <10x the blank concentration. However, these results were also qualified as estimated (J) due to field duplicate variability; thus, the overall qualification was J. Qualification was not required for the remaining associated samples since chromium was either not detected or detected at concentrations >10x the blank concentration in these samples.
Associated samples: All samples in this data set			
S087809 -CCB4	Magnesium	0.019 J mg/L	Qualification was not required on this basis since magnesium was detected at concentrations >10x the concentration found in the CCB in the associated samples.
Associated samples: All samples in this data set except sample EPA-10B			

MS/MSD Results

MS/MSD analyses were performed on sample EPA-10B for all metals; PDS analysis was also performed on this sample for all metals except mercury. All RPDs were within the acceptance criteria. The table below summarizes the %Rs that did not meet the acceptance criteria (75-125%), the associated samples, and the validation actions.

MS/MSD Sample ID	Analyte	MS %R	MSD %R	PDS %R	Validation Actions
EPA-10B	Alumi-num	-	128	-	The positive results for aluminum in all samples in this data set, where detected, were qualified as estimated (J). High bias was not applied since these results were also qualified as estimated due to field duplicate variability and since the PDS %R was within the acceptance limits. No qualification was required for nondetect results on this basis.

MS/MSD Sample ID	Analyte	MS %R	MSD %R	PDS %R	Validation Actions
EPA-10B	Calcium	126	-	-	No qualifications were required on this basis since the concentrations of these metals in the unspiked sample were >4x the spike value.
	Iron	200	155	-	
Associated samples: All samples in this data set					
-: Met criteria					

Laboratory Duplicate Results

Laboratory duplicate analyses were not performed on any samples in this data set.

Serial Dilution Results

Serial dilution analysis was performed on sample EPA-10B for all metals except mercury. Percent differences (%Ds) met the QC acceptance criteria of 20% with one exception. The %D for copper (35.8%) was >20%; however, the %D was not applicable since the result for copper was <50x the MDL in the parent sample and since the result for copper was < the QL in the serial dilution. No validation actions were required on this basis.

LCS/LCSD Results

The %Rs and RPDs for all metals met the laboratory acceptance criteria in the LCS/LCSD analyses.

Internal Standard Results (6020B Metals only)

All criteria were met.

Field Duplicate Results

Samples EPA-10B and DUP-01 were submitted as the field duplicate pair with this sample set. The following table summarizes the RPDs and/or absolute differences (AbsD), where applicable, of the detected results. All criteria were met except as noted below.

Analyte	QLs (mg/L)	EPA-10B (mg/L)	DUP-01 (mg/L)	RPD (%) or AbsD (mg/L)	Validation Action
Aluminum	0.050	0.20	0.37	AbsD: 0.17	The positive results for aluminum, chromium, copper, and manganese in all samples in this data set, where detected, were qualified as estimated (J). No qualification was required for nondetect results on this basis.
Chromium	0.001	0.002	0.0054	AbsD: 0.0034	
Copper	0.001	0.0032	0.0043	AbsD: 0.0011	
Manganese	0.001/0.002	0.480	0.710	RPD: 38.7	
Arsenic	0.0008	0.0008 U	0.00085	AbsD: 0.00005	None; all criteria were met.
Barium	0.01	0.250	0.310	RPD: 21.4	
Calcium	0.5	37	43	RPD: 15	
Cobalt	0.001	0.00058 J	0.0011	AbsD: 0.00052	
Iron	0.050	25	33	RPD: 27.6	
Lead	0.0005	0.00027 J	0.00047 J	AbsD: 0.0002	
Magnesium	0.050	8.8	9.1	RPD: 3.4	
Nickel	0.005	0.0039 J	0.0065	AbsD: 0.0026	
Potassium	2.0	0.71 J	0.72 J	AbsD: 0.01	
Sodium	2.0	14	13	RPD: 7.4	
Zinc	0.01	0.022	0.030	AbsD: 0.008	
Associated samples: All samples in this data set					

Field duplicate criteria are as follows:

- RPDs ≤ 30 when positive results for both samples are ≥ 5× QL
- AbsD < QL and when one or both results are < 5× QL

Sample Results and Reported Quantitation Limits

Select metal results were reported between the MDL and QL. These results were qualified as estimated (J) in the associated samples by the laboratory. Sample calculations were spot-checked; there were no errors noted.

The following table summarizes the dilutions that were performed on the samples in this data set.

Sample ID	Analyte	Dilution Factor	Reason For Dilution
EPA-3B	Manganese	5-fold	Dilutions performed due to elevated concentrations of manganese which exceeded the linear range when not diluted.
EPA-08		10-fold	
EPA-08B		10-fold	
EPA-09		50-fold	
EPA-10		10-fold	
DUP-01		2-fold	

QUALIFIED FORM 1s

con-test® A Pace Analytical® Laboratory
39 Spruce Street * East Longmeadow, MA 01028 * FAX 413/525-6405 * TEL. 413/525-2332

Project Location: 34-36 Cape Avenue, Ellenville, NY Sample Description: Work Order: 23E2461

Date Received: 5/17/2023

Field Sample #: EPA-3B Sampled: 5/17/2023 09:15

Sample ID: 23E2461-01

Sample Matrix: Ground Water

Metals Analyses (Total)

Analyte	Results	RL	DL	Units	Dilution	Flag/Qual	Method	Date Prepared	Date/Time Analyzed	Analyst
Aluminum	ND	0.050	0.045	mg/L	1		SW-846 6010D	5/19/23	5/20/23 18:59	NC
Antimony	ND	1.0	0.22	µg/L	1		SW-846 6020B	5/22/23	5/24/23 16:02	BMV
Arsenic	3.1	0.80	0.78	µg/L	1		SW-846 6020B	5/22/23	5/24/23 16:02	BMV
Barium	160	10	1.1	µg/L	1		SW-846 6020B	5/22/23	5/24/23 16:02	BMV
Beryllium	ND	0.40	0.11	µg/L	1		SW-846 6020B	5/22/23	5/24/23 16:02	BMV
Cadmium	ND	0.20	0.063	µg/L	1		SW-846 6020B	5/22/23	5/24/23 16:02	BMV
Calcium	120	0.50	0.22	mg/L	1		SW-846 6010D	5/19/23	5/20/23 18:59	NC
Chromium	ND	1.0	0.61	µg/L	1		SW-846 6020B	5/22/23	5/24/23 16:02	BMV
Cobalt	0.68	1.0	0.12	µg/L	1	J	SW-846 6020B	5/22/23	5/24/23 16:02	BMV
Copper	8.4	1.0	0.25	µg/L	1	J	SW-846 6020B	5/22/23	5/22/23 13:37	BMV
Iron	22	0.050	0.047	mg/L	1		SW-846 6010D	5/19/23	5/20/23 18:59	NC
Lead	0.27	0.50	0.17	µg/L	1	J	SW-846 6020B	5/22/23	5/24/23 16:02	BMV
Magnesium	31	0.050	0.0095	mg/L	1		SW-846 6010D	5/19/23	5/20/23 18:59	NC
Manganese	1500	5.0	1.6	µg/L	5	J	SW-846 6020B	5/22/23	5/25/23 12:23	BMV
Mercury	ND	0.00020	0.00014	mg/L	1		SW-846 7470A	5/22/23	5/25/23 13:50	ATP
Nickel	6.4	5.0	1.8	µg/L	1		SW-846 6020B	5/22/23	5/24/23 16:02	BMV
Potassium	1.0	2.0	0.28	mg/L	1	J	SW-846 6010D	5/19/23	5/20/23 18:59	NC
Selenium	ND	5.0	2.0	µg/L	1		SW-846 6020B	5/22/23	5/24/23 16:02	BMV
Silver	ND	0.20	0.064	µg/L	1		SW-846 6020B	5/22/23	5/24/23 16:02	BMV
Sodium	49	2.0	1.2	mg/L	1		SW-846 6010D	5/19/23	5/20/23 18:59	NC
Thallium	ND	0.20	0.090	µg/L	1		SW-846 6020B	5/22/23	5/24/23 16:02	BMV
Vanadium	ND	5.0	2.0	µg/L	1		SW-846 6020B	5/22/23	5/24/23 16:02	BMV
Zinc	ND	10	9.2	µg/L	1		SW-846 6020B	5/22/23	5/22/23 13:37	BMV

con-test® A Pace Analytical® Laboratory
39 Spruce Street * East Longmeadow, MA 01028 * FAX 413/525-6405 * TEL. 413/525-2332

Project Location: 34-36 Cape Avenue, Ellenville, NY Sample Description: Work Order: 23E2461

Date Received: 5/17/2023

Field Sample #: EPA-3R Sampled: 5/17/2023 10:00

Sample ID: 23E2461-02

Sample Matrix: Ground Water

Metals Analyses (Total)

Analyte	Results	RL	DL	Units	Dilution	Flag/Qual	Method	Date Prepared	Date/Time Analyzed	Analyst
Aluminum	1.2	0.050	0.045	mg/L	1	J	SW-846 6010D	5/19/23	5/20/23 19:05	NC
Antimony	ND	1.0	0.22	µg/L	1		SW-846 6020B	5/22/23	5/24/23 16:05	BMV
Arsenic	ND	0.80	0.78	µg/L	1		SW-846 6020B	5/22/23	5/24/23 16:05	BMV
Barium	ND	10	1.1	µg/L	1		SW-846 6020B	5/22/23	5/24/23 16:05	BMV
Beryllium	ND	0.40	0.11	µg/L	1		SW-846 6020B	5/22/23	5/24/23 16:05	BMV
Cadmium	ND	0.20	0.063	µg/L	1		SW-846 6020B	5/22/23	5/24/23 16:05	BMV
Calcium	51	0.50	0.22	mg/L	1		SW-846 6010D	5/19/23	5/20/23 19:05	NC
Chromium	ND	1.0	0.61	µg/L	1		SW-846 6020B	5/22/23	5/24/23 16:05	BMV
Cobalt	ND	1.0	0.12	µg/L	1		SW-846 6020B	5/22/23	5/24/23 16:05	BMV
Copper	15	1.0	0.25	µg/L	1	J	SW-846 6020B	5/22/23	5/22/23 13:41	BMV
Iron	2.3	0.050	0.047	mg/L	1		SW-846 6010D	5/19/23	5/20/23 19:05	NC
Lead	ND	0.50	0.17	µg/L	1		SW-846 6020B	5/22/23	5/24/23 16:05	BMV
Magnesium	6.8	0.050	0.0095	mg/L	1		SW-846 6010D	5/19/23	5/20/23 19:05	NC
Manganese	ND	1.0	0.32	µg/L	1		SW-846 6020B	5/22/23	5/24/23 16:05	BMV
Mercury	ND	0.00020	0.00014	mg/L	1		SW-846 7470A	5/22/23	5/25/23 13:52	ATP
Nickel	ND	5.0	1.8	µg/L	1		SW-846 6020B	5/22/23	5/24/23 16:05	BMV
Potassium	2.5	2.0	0.28	mg/L	1		SW-846 6010D	5/19/23	5/20/23 19:05	NC
Selenium	ND	5.0	2.0	µg/L	1		SW-846 6020B	5/22/23	5/24/23 16:05	BMV
Silver	ND	0.20	0.064	µg/L	1		SW-846 6020B	5/22/23	5/24/23 16:05	BMV
Sodium	79	2.0	1.2	mg/L	1		SW-846 6010D	5/19/23	5/20/23 19:05	NC
Thallium	ND	0.20	0.090	µg/L	1		SW-846 6020B	5/22/23	5/24/23 16:05	BMV
Vanadium	ND	5.0	2.0	µg/L	1		SW-846 6020B	5/22/23	5/24/23 16:05	BMV
Zinc	61	10	9.2	µg/L	1		SW-846 6020B	5/22/23	5/22/23 13:41	BMV

con-test® A Pace Analytical® Laboratory
39 Spruce Street * East Longmeadow, MA 01028 * FAX 413/525-6405 * TEL. 413/525-2332

Project Location: 34-36 Cape Avenue, Ellenville, NY Sample Description: Work Order: 23E2461

Date Received: 5/17/2023

Field Sample #: EPA-10 Sampled: 5/17/2023 11:20

Sample ID: 23E2461-03

Sample Matrix: Ground Water

Metals Analyses (Total)

Analyte	Results	RL	DL	Units	Dilution	Flag/Qual	Method	Date Prepared	Date/Time Analyzed	Analyst
Aluminum	0.31	0.050	0.045	mg/L	1	J	SW-846 6010D	5/19/23	5/20/23 19:10	NC
Antimony	0.34	1.0	0.22	µg/L	1	J	SW-846 6020B	5/22/23	5/24/23 16:15	BMV
Arsenic	25	0.80	0.78	µg/L	1		SW-846 6020B	5/22/23	5/24/23 16:15	BMV
Barium	240	10	1.1	µg/L	1		SW-846 6020B	5/22/23	5/24/23 16:15	BMV
Beryllium	0.11	0.40	0.11	µg/L	1	J	SW-846 6020B	5/22/23	5/24/23 16:15	BMV
Cadmium	0.27	0.20	0.063	µg/L	1		SW-846 6020B	5/22/23	5/24/23 16:15	BMV
Calcium	70	0.50	0.22	mg/L	1		SW-846 6010D	5/19/23	5/20/23 19:10	NC
Chromium	3.4	1.0	0.61	µg/L	1	J	SW-846 6020B	5/22/23	5/24/23 16:15	BMV
Cobalt	25	1.0	0.12	µg/L	1		SW-846 6020B	5/22/23	5/24/23 16:15	BMV
Copper	16	1.0	0.25	µg/L	1	J	SW-846 6020B	5/22/23	5/22/23 13:44	BMV
Iron	73	0.050	0.047	mg/L	1		SW-846 6010D	5/19/23	5/20/23 19:10	NC
Lead	3.0	0.50	0.17	µg/L	1		SW-846 6020B	5/22/23	5/24/23 16:15	BMV
Magnesium	13	0.050	0.0095	mg/L	1		SW-846 6010D	5/19/23	5/20/23 19:10	NC
Manganese	4700	10	3.2	µg/L	10	J	SW-846 6020B	5/22/23	5/25/23 12:26	BMV
Mercury	ND	0.00020	0.00014	mg/L	1		SW-846 7470A	5/22/23	5/25/23 13:58	ATP
Nickel	16	5.0	1.8	µg/L	1		SW-846 6020B	5/22/23	5/24/23 16:15	BMV
Potassium	2.5	2.0	0.28	mg/L	1		SW-846 6010D	5/19/23	5/20/23 19:10	NC
Selenium	ND	5.0	2.0	µg/L	1		SW-846 6020B	5/22/23	5/24/23 16:15	BMV
Silver	ND	0.20	0.064	µg/L	1		SW-846 6020B	5/22/23	5/24/23 16:15	BMV
Sodium	37	2.0	1.2	mg/L	1		SW-846 6010D	5/19/23	5/20/23 19:10	NC
Thallium	ND	0.20	0.090	µg/L	1		SW-846 6020B	5/22/23	5/24/23 16:15	BMV
Vanadium	ND	5.0	2.0	µg/L	1		SW-846 6020B	5/22/23	5/24/23 16:15	BMV
Zinc	10	10	9.2	µg/L	1		SW-846 6020B	5/22/23	5/22/23 13:44	BMV

con-test® A Pace Analytical® Laboratory
39 Spruce Street * East Longmeadow, MA 01028 * FAX 413/525-6405 * TEL. 413/525-2332

Project Location: 34-36 Cape Avenue, Ellenville, NY Sample Description: Work Order: 23E2461

Date Received: 5/17/2023

Field Sample #: EPA-10B Sampled: 5/17/2023 10:30

Sample ID: 23E2461-04

Sample Matrix: Ground Water

Metals Analyses (Total)

Analyte	Results	RL	DL	Units	Dilution	Flag/Qual	Method	Date Prepared	Date/Time Analyzed	Analyst
Aluminum	0.20	0.050	0.045	mg/L	1	J	SW-846 6010D	5/19/23	5/25/23 15:18	MJH
Antimony	ND	1.0	0.22	µg/L	1		SW-846 6020B	5/22/23	5/24/23 15:59	BMV
Arsenic	ND	0.80	0.78	µg/L	1		SW-846 6020B	5/22/23	5/24/23 15:59	BMV
Barium	250	10	1.1	µg/L	1		SW-846 6020B	5/22/23	5/24/23 15:59	BMV
Beryllium	ND	0.40	0.11	µg/L	1		SW-846 6020B	5/22/23	5/24/23 15:59	BMV
Cadmium	ND	0.20	0.063	µg/L	1		SW-846 6020B	5/22/23	5/24/23 15:59	BMV
Calcium	37	0.50	0.22	mg/L	1	~~MS-22~~	SW-846 6010D	5/19/23	5/20/23 18:19	NC
Chromium	2.0	1.0	0.61	µg/L	1	J	SW-846 6020B	5/22/23	5/24/23 15:59	BMV
Cobalt	0.58	1.0	0.12	µg/L	1	J	SW-846 6020B	5/22/23	5/24/23 15:59	BMV
Copper	3.2	1.0	0.25	µg/L	1	J	SW-846 6020B	5/22/23	5/22/23 13:28	BMV
Iron	25	0.050	0.047	mg/L	1	~~MS-19~~	SW-846 6010D	5/19/23	5/20/23 18:19	NC
Lead	0.27	0.50	0.17	µg/L	1	J	SW-846 6020B	5/22/23	5/24/23 15:59	BMV
Magnesium	8.8	0.050	0.0095	mg/L	1		SW-846 6010D	5/19/23	5/20/23 18:19	NC
Manganese	480	1.0	0.32	µg/L	1	J	SW-846 6020B	5/22/23	5/24/23 15:59	BMV
Mercury	ND	0.00020	0.00014	mg/L	1		SW-846 7470A	5/23/23	5/25/23 12:15	ATP
Nickel	3.9	5.0	1.8	µg/L	1	J	SW-846 6020B	5/22/23	5/24/23 15:59	BMV
Potassium	0.71	2.0	0.28	mg/L	1	J	SW-846 6010D	5/19/23	5/20/23 18:19	NC
Selenium	ND	5.0	2.0	µg/L	1		SW-846 6020B	5/22/23	5/24/23 15:59	BMV
Silver	ND	0.20	0.064	µg/L	1		SW-846 6020B	5/22/23	5/24/23 15:59	BMV
Sodium	14	2.0	1.2	mg/L	1		SW-846 6010D	5/19/23	5/20/23 18:19	NC
Thallium	ND	0.20	0.090	µg/L	1		SW-846 6020B	5/22/23	5/24/23 15:59	BMV
Vanadium	ND	5.0	2.0	µg/L	1		SW-846 6020B	5/22/23	5/24/23 15:59	BMV
Zinc	22	10	9.2	µg/L	1		SW-846 6020B	5/22/23	5/22/23 13:28	BMV

con-test® A Pace Analytical® Laboratory
39 Spruce Street * East Longmeadow, MA 01028 * FAX 413/525-6405 * TEL. 413/525-2332

Project Location: 34-36 Cape Avenue, Ellenville, NY Sample Description: Work Order: 23E2461

Date Received: 5/17/2023

Field Sample #: DUP-01 Sampled: 5/17/2023 12:00

Sample ID: 23E2461-05

Sample Matrix: Ground Water

Metals Analyses (Total)

Analyte	Results	RL	DL	Units	Dilution	Flag/Qual	Method	Date Prepared	Date/Time Analyzed	Analyst
Aluminum	0.37	0.050	0.045	mg/L	1	J	SW-846 6010D	5/19/23	5/20/23 19:16	NC
Antimony	ND	1.0	0.22	µg/L	1		SW-846 6020B	5/22/23	5/24/23 16:18	BMV
Arsenic	0.85	0.80	0.78	µg/L	1		SW-846 6020B	5/22/23	5/24/23 16:18	BMV
Barium	310	10	1.1	µg/L	1		SW-846 6020B	5/22/23	5/24/23 16:18	BMV
Beryllium	ND	0.40	0.11	µg/L	1		SW-846 6020B	5/22/23	5/24/23 16:18	BMV
Cadmium	ND	0.20	0.063	µg/L	1		SW-846 6020B	5/22/23	5/24/23 16:18	BMV
Calcium	43	0.50	0.22	mg/L	1		SW-846 6010D	5/19/23	5/20/23 19:16	NC
Chromium	5.4	1.0	0.61	µg/L	1	J	SW-846 6020B	5/22/23	5/24/23 16:18	BMV
Cobalt	1.1	1.0	0.12	µg/L	1		SW-846 6020B	5/22/23	5/24/23 16:18	BMV
Copper	4.3	1.0	0.25	µg/L	1	J	SW-846 6020B	5/22/23	5/24/23 16:18	BMV
Iron	33	0.050	0.047	mg/L	1		SW-846 6010D	5/19/23	5/20/23 19:16	NC
Lead	0.47	0.50	0.17	µg/L	1	J	SW-846 6020B	5/22/23	5/24/23 16:18	BMV
Magnesium	9.1	0.050	0.0095	mg/L	1		SW-846 6010D	5/19/23	5/20/23 19:16	NC
Manganese	710	2.0	0.64	µg/L	2	J	SW-846 6020B	5/22/23	5/25/23 12:29	BMV
Mercury	ND	0.00020	0.00014	mg/L	1		SW-846 7470A	5/23/23	5/25/23 12:17	ATP
Nickel	6.5	5.0	1.8	µg/L	1		SW-846 6020B	5/22/23	5/24/23 16:18	BMV
Potassium	0.72	2.0	0.28	mg/L	1	J	SW-846 6010D	5/19/23	5/20/23 19:16	NC
Selenium	ND	5.0	2.0	µg/L	1		SW-846 6020B	5/22/23	5/24/23 16:18	BMV
Silver	ND	0.20	0.064	µg/L	1		SW-846 6020B	5/22/23	5/24/23 16:18	BMV
Sodium	13	2.0	1.2	mg/L	1		SW-846 6010D	5/19/23	5/20/23 19:16	NC
Thallium	ND	0.20	0.090	µg/L	1		SW-846 6020B	5/22/23	5/24/23 16:18	BMV
Vanadium	ND	5.0	2.0	µg/L	1		SW-846 6020B	5/22/23	5/24/23 16:18	BMV
Zinc	30	10	9.2	µg/L	1		SW-846 6020B	5/22/23	5/24/23 16:18	BMV

con-test® A Pace Analytical® Laboratory
39 Spruce Street * East Longmeadow, MA 01028 * FAX 413/525-6405 * TEL. 413/525-2332

Project Location: 34-36 Cape Avenue, Ellenville, NY Sample Description: Work Order: 23E2461

Date Received: 5/17/2023

Field Sample #: EPA-09 Sampled: 5/17/2023 11:05

Sample ID: 23E2461-06

Sample Matrix: Ground Water

Metals Analyses (Total)

Analyte	Results	RL	DL	Units	Dilution	Flag/Qual	Method	Date Prepared	Date/Time Analyzed	Analyst
Aluminum	2.8	0.050	0.045	mg/L	1	J	SW-846 6010D	5/19/23	5/20/23 19:21	NC
Antimony	0.43	1.0	0.22	µg/L	1	J	SW-846 6020B	5/22/23	5/24/23 16:21	BMV
Arsenic	44	0.80	0.78	µg/L	1		SW-846 6020B	5/22/23	5/24/23 16:21	BMV
Barium	1400	10	1.1	µg/L	1		SW-846 6020B	5/22/23	5/24/23 16:21	BMV
Beryllium	1.0	0.40	0.11	µg/L	1		SW-846 6020B	5/22/23	5/24/23 16:21	BMV
Cadmium	0.41	0.20	0.063	µg/L	1		SW-846 6020B	5/22/23	5/24/23 16:21	BMV
Calcium	54	0.50	0.22	mg/L	1		SW-846 6010D	5/19/23	5/20/23 19:21	NC
Chromium	16	1.0	0.61	µg/L	1	J	SW-846 6020B	5/22/23	5/24/23 16:21	BMV
Cobalt	13	1.0	0.12	µg/L	1		SW-846 6020B	5/22/23	5/24/23 16:21	BMV
Copper	30	1.0	0.25	µg/L	1	J	SW-846 6020B	5/22/23	5/24/23 16:21	BMV
Iron	84	0.050	0.047	mg/L	1		SW-846 6010D	5/19/23	5/20/23 19:21	NC
Lead	24	0.50	0.17	µg/L	1		SW-846 6020B	5/22/23	5/24/23 16:21	BMV
Magnesium	8.5	0.050	0.0095	mg/L	1		SW-846 6010D	5/19/23	5/20/23 19:21	NC
Manganese	12000	50	16	µg/L	50	J	SW-846 6020B	5/22/23	5/25/23 12:33	BMV
Mercury	0.00023	0.00020	0.00014	mg/L	1		SW-846 7470A	5/23/23	5/25/23 12:19	ATP
Nickel	21	5.0	1.8	µg/L	1		SW-846 6020B	5/22/23	5/24/23 16:21	BMV
Potassium	2.3	2.0	0.28	mg/L	1		SW-846 6010D	5/19/23	5/20/23 19:21	NC
Selenium	ND	5.0	2.0	µg/L	1		SW-846 6020B	5/22/23	5/24/23 16:21	BMV
Silver	0.14	0.20	0.064	µg/L	1	J	SW-846 6020B	5/22/23	5/24/23 16:21	BMV
Sodium	30	2.0	1.2	mg/L	1		SW-846 6010D	5/19/23	5/20/23 19:21	NC
Thallium	ND	0.20	0.090	µg/L	1		SW-846 6020B	5/22/23	5/24/23 16:21	BMV
Vanadium	14	5.0	2.0	µg/L	1		SW-846 6020B	5/22/23	5/24/23 16:21	BMV
Zinc	59	10	9.2	µg/L	1		SW-846 6020B	5/22/23	5/24/23 16:21	BMV

con-test® A Pace Analytical® Laboratory
39 Spruce Street * East Longmeadow, MA 01028 * FAX 413/525-6405 * TEL. 413/525-2332

Project Location: 34-36 Cape Avenue, Ellenville, NY Sample Description: Work Order: 23E2461

Date Received: 5/17/2023

Field Sample #: EPA-08 Sampled: 5/17/2023 11:45

Sample ID: 23E2461-07

Sample Matrix: Ground Water

Metals Analyses (Total)

Analyte	Results	RL	DL	Units	Dilution	Flag/Qual	Method	Date Prepared	Date/Time Analyzed	Analyst
Aluminum	1.6	0.050	0.045	mg/L	1	J	SW-846 6010D	5/19/23	5/20/23 19:27	NC
Antimony	0.71	1.0	0.22	µg/L	1	J	SW-846 6020B	5/22/23	5/24/23 16:24	BMV
Arsenic	4.4	0.80	0.78	µg/L	1		SW-846 6020B	5/22/23	5/24/23 16:24	BMV
Barium	240	10	1.1	µg/L	1		SW-846 6020B	5/22/23	5/24/23 16:24	BMV
Beryllium	0.47	0.40	0.11	µg/L	1		SW-846 6020B	5/22/23	5/24/23 16:24	BMV
Cadmium	0.46	0.20	0.063	µg/L	1		SW-846 6020B	5/22/23	5/24/23 16:24	BMV
Calcium	36	0.50	0.22	mg/L	1		SW-846 6010D	5/19/23	5/20/23 19:27	NC
Chromium	7.9	1.0	0.61	µg/L	1	J	SW-846 6020B	5/22/23	5/24/23 16:24	BMV
Cobalt	4.9	1.0	0.12	µg/L	1		SW-846 6020B	5/22/23	5/24/23 16:24	BMV
Copper	19	1.0	0.25	µg/L	1	J	SW-846 6020B	5/22/23	5/24/23 16:24	BMV
Iron	2.3	0.050	0.047	mg/L	1		SW-846 6010D	5/19/23	5/20/23 19:27	NC
Lead	17	0.50	0.17	µg/L	1		SW-846 6020B	5/22/23	5/24/23 16:24	BMV
Magnesium	3.7	0.050	0.0095	mg/L	1		SW-846 6010D	5/19/23	5/20/23 19:27	NC
Manganese	2800	10	3.2	µg/L	10	J	SW-846 6020B	5/22/23	5/25/23 12:36	BMV
Mercury	ND	0.00020	0.00014	mg/L	1		SW-846 7470A	5/23/23	5/25/23 12:21	ATP
Nickel	13	5.0	1.8	µg/L	1		SW-846 6020B	5/22/23	5/24/23 16:24	BMV
Potassium	2.1	2.0	0.28	mg/L	1		SW-846 6010D	5/19/23	5/20/23 19:27	NC
Selenium	ND	5.0	2.0	µg/L	1		SW-846 6020B	5/22/23	5/24/23 16:24	BMV
Silver	0.070	0.20	0.064	µg/L	1	J	SW-846 6020B	5/22/23	5/24/23 16:24	BMV
Sodium	150	2.0	1.2	mg/L	1		SW-846 6010D	5/19/23	5/20/23 19:27	NC
Thallium	0.098	0.20	0.090	µg/L	1	J	SW-846 6020B	5/22/23	5/24/23 16:24	BMV
Vanadium	5.7	5.0	2.0	µg/L	1		SW-846 6020B	5/22/23	5/24/23 16:24	BMV
Zinc	66	10	9.2	µg/L	1		SW-846 6020B	5/22/23	5/24/23 16:24	BMV

con-test® A Pace Analytical® Laboratory
39 Spruce Street * East Longmeadow, MA 01028 * FAX 413/525-6405 * TEL. 413/525-2332

Project Location: 34-36 Cape Avenue, Ellenville, NY Sample Description: Work Order: 23E2461

Date Received: 5/17/2023

Field Sample #: EPA-08B Sampled: 5/17/2023 11:20

Sample ID: 23E2461-08

Sample Matrix: Ground Water

Metals Analyses (Total)

Analyte	Results	RL	DL	Units	Dilution	Flag/Qual	Method	Date Prepared	Date/Time Analyzed	Analyst
Aluminum	0.15	0.050	0.045	mg/L	1	J	SW-846 6010D	5/19/23	5/20/23 19:32	NC
Antimony	ND	1.0	0.22	µg/L	1		SW-846 6020B	5/22/23	5/24/23 16:28	BMV
Arsenic	1.7	0.80	0.78	µg/L	1		SW-846 6020B	5/22/23	5/24/23 16:28	BMV
Barium	290	10	1.1	µg/L	1		SW-846 6020B	5/22/23	5/24/23 16:28	BMV
Beryllium	ND	0.40	0.11	µg/L	1		SW-846 6020B	5/22/23	5/24/23 16:28	BMV
Cadmium	0.083	0.20	0.063	µg/L	1	J	SW-846 6020B	5/22/23	5/24/23 16:28	BMV
Calcium	21	0.50	0.22	mg/L	1		SW-846 6010D	5/19/23	5/20/23 19:32	NC
Chromium	5.2	1.0	0.61	µg/L	1	J	SW-846 6020B	5/22/23	5/24/23 16:28	BMV
Cobalt	3.8	1.0	0.12	µg/L	1		SW-846 6020B	5/22/23	5/24/23 16:28	BMV
Copper	45	1.0	0.25	µg/L	1	J	SW-846 6020B	5/22/23	5/24/23 16:28	BMV
Iron	42	0.050	0.047	mg/L	1		SW-846 6010D	5/19/23	5/20/23 19:32	NC
Lead	0.33	0.50	0.17	µg/L	1	J	SW-846 6020B	5/22/23	5/24/23 16:28	BMV
Magnesium	3.4	0.050	0.0095	mg/L	1		SW-846 6010D	5/19/23	5/20/23 19:32	NC
Manganese	4200	10	3.2	µg/L	10	J	SW-846 6020B	5/22/23	5/25/23 12:45	BMV
Mercury	ND	0.00020	0.00014	mg/L	1		SW-846 7470A	5/23/23	5/25/23 12:27	ATP
Nickel	14	5.0	1.8	µg/L	1		SW-846 6020B	5/22/23	5/24/23 16:28	BMV
Potassium	0.45	2.0	0.28	mg/L	1	J	SW-846 6010D	5/19/23	5/20/23 19:32	NC
Selenium	ND	5.0	2.0	µg/L	1		SW-846 6020B	5/22/23	5/24/23 16:28	BMV
Silver	0.15	0.20	0.064	µg/L	1	J	SW-846 6020B	5/22/23	5/24/23 16:28	BMV
Sodium	88	2.0	1.2	mg/L	1		SW-846 6010D	5/19/23	5/20/23 19:32	NC
Thallium	ND	0.20	0.090	µg/L	1		SW-846 6020B	5/22/23	5/24/23 16:28	BMV
Vanadium	ND	5.0	2.0	µg/L	1		SW-846 6020B	5/22/23	5/24/23 16:28	BMV
Zinc	23	10	9.2	µg/L	1		SW-846 6020B	5/22/23	5/24/23 16:28	BMV

QC NONCONFORMANCE DOCUMENTATION

INTERFERENCE CHECK SAMPLE

SW-846 6020B

Laboratory:	Pace New England	Work Order:	23E2461
Client:	NYDEC_TRC Environmental Corporation- Cl	Project:	Ellenville Scrap Iron & Metal
Instrument ID:	ICPMS	Calibration:	2300644
Sequence:	S088043		

Lab Sample ID	Analyte	RL	True	Found	%R	Units
S088043-IFA1	Antimony	1.0		0.25		µg/L
	Arsenic	0.80		0.13		µg/L
	Barium	10		0.09		µg/L
	Beryllium	0.40		0.01		µg/L
	Cadmium	0.20		-0.03		µg/L
	Chromium	1.0		-0.33		µg/L
	Cobalt	1.0		0.06		µg/L
	Copper	1.0		0.18		µg/L
	Lead	0.50		0.04		µg/L
	Manganese	1.0		0.10		µg/L
	Nickel	5.0		0.23		µg/L
	Selenium	5.0		0.10		µg/L
	Silver	0.20		0.00		µg/L
	Thallium	0.20		0.01		µg/L
	Vanadium	5.0		-0.30		µg/L
	Zinc	10		0.25		µg/L
S088043-IFB1	Antimony	1.0		0.09		µg/L
	Arsenic	0.80	40.0	42.01	105	µg/L
	Barium	10		0.06		µg/L
	Beryllium	0.40		0.01		µg/L
	Cadmium	0.20	40.0	41.58	104	µg/L
	Chromium	1.0	80.0	80.61	101	µg/L
	Cobalt	1.0	80.0	81.58	102	µg/L
	Copper	1.0	80.0	81.43	102	µg/L
	Lead	0.50		0.04		µg/L
	Manganese	1.0	80.0	82.34	103	µg/L
	Nickel	5.0	80.0	81.49	102	µg/L
	Selenium	5.0	40.0	41.40	104	µg/L
	Silver	0.20	20.0	20.44	102	µg/L
	Thallium	0.20		0.00		µg/L
	Vanadium	5.0	80.0	83.10	104	µg/L
	Zinc	10	40.0	41.56	104	µg/L

con-test® A Pace Analytical® Laboratory
39 Spruce Street * East Longmeadow, MA 01028 * FAX 413/525-6405 * TEL. 413/525-2332

QUALITY CONTROL

Metals Analyses (Total) - Quality Control

Analyte	Result	Reporting Limit	Units	Spike Level	Source Result	%REC	%REC Limits	RPD	RPD Limit	Notes
Batch B340928 - SW-846 7470A Prep										
Blank (B340928-BLK1)				Prepared: 05/22/23 Analyzed: 05/25/23						
Mercury	ND	0.00020	mg/L							
LCS (B340928-BS1)				Prepared: 05/22/23 Analyzed: 05/25/23						
Mercury	0.00365	0.00020	mg/L	0.00402		90.7	80-120			
LCS Dup (B340928-BSD1)				Prepared: 05/22/23 Analyzed: 05/25/23						
Mercury	0.00367	0.00020	mg/L	0.00402		91.3	80-120	0.683	20	
Batch B340936 - SW-846 3005A										
Blank (B340936-BLK1)				Prepared: 05/22/23 Analyzed: 05/24/23						
Antimony	ND	1.0	µg/L							
Arsenic	ND	0.80	µg/L							
Barium	ND	10	µg/L							
Beryllium	ND	0.40	µg/L							
Cadmium	ND	0.20	µg/L							
Chromium	0.63	1.0	µg/L							J
Cobalt	ND	1.0	µg/L							
Copper	ND	1.0	µg/L							
Lead	ND	0.50	µg/L							
Manganese	ND	1.0	µg/L							
Nickel	ND	5.0	µg/L							
Selenium	ND	5.0	µg/L							
Silver	ND	0.20	µg/L							
Thallium	ND	0.20	µg/L							
Vanadium	ND	5.0	µg/L							
Zinc	ND	10	µg/L							
LCS (B340936-BS1)				Prepared: 05/22/23 Analyzed: 05/24/23						
Antimony	534	10	µg/L	500		107	80-120			
Arsenic	525	8.0	µg/L	500		105	80-120			
Barium	524	100	µg/L	500		105	80-120			
Beryllium	505	4.0	µg/L	500		101	80-120			
Cadmium	521	2.0	µg/L	500		104	80-120			
Chromium	519	10	µg/L	500		104	80-120			
Cobalt	520	10	µg/L	500		104	80-120			
Copper	1040	10	µg/L	1000		104	80-120			
Lead	528	5.0	µg/L	500		106	80-120			
Manganese	525	10	µg/L	500		105	80-120			
Nickel	517	50	µg/L	500		103	80-120			
Selenium	517	50	µg/L	500		103	80-120			
Silver	517	2.0	µg/L	500		103	80-120			
Thallium	544	2.0	µg/L	500		109	80-120			
Vanadium	527	50	µg/L	500		105	80-120			
Zinc	1050	100	µg/L	1000		105	80-120			

FORM 3 - Blank Summary

SW-846 6010D

Laboratory:	Pace New England	Work Order:	23E2461
Client:	NYDEC_TRC Environmental Corporation- Clifton	Project:	Ellenville Scrap Iron & Metal
Instrument ID:	ICP2	Calibration:	2300620
Sequence:	S087809		

Lab Sample ID	Analyte	Found	Units	RL	C
S087809-CCB1	Aluminum		mg/L	0.050	U
	Calcium		mg/L	0.50	U
	Iron		mg/L	0.050	U
	Magnesium		mg/L	0.050	U
	Potassium		mg/L	2.0	U
	Sodium		mg/L	2.0	U
B340844-BLK1	Aluminum		mg/L	0.050	U
	Calcium		mg/L	0.50	U
	Iron		mg/L	0.050	U
	Magnesium		mg/L	0.050	U
	Potassium		mg/L	2.0	U
	Sodium		mg/L	2.0	U
S087809-CCB2	Aluminum		mg/L	0.050	U
	Calcium		mg/L	0.50	U
	Iron		mg/L	0.050	U
	Magnesium		mg/L	0.050	U
	Potassium		mg/L	2.0	U
	Sodium		mg/L	2.0	U
S087809-CCB3	Aluminum		mg/L	0.050	U
	Calcium		mg/L	0.50	U
	Iron		mg/L	0.050	U
	Magnesium		mg/L	0.050	U
	Potassium		mg/L	2.0	U
	Sodium		mg/L	2.0	U
S087809-CCB4	Aluminum		mg/L	0.050	U
	Calcium		mg/L	0.50	U
	Iron		mg/L	0.050	U
	Magnesium	0.019	mg/L	0.050	
	Potassium		mg/L	2.0	U
	Sodium		mg/L	2.0	U

con-test® A Pace Analytical® Laboratory
39 Spruce Street * East Longmeadow, MA 01028 * FAX 413/525-6405 * TEL. 413/525-2332

QUALITY CONTROL

Metals Analyses (Total) - Quality Control

Analyte	Result	Reporting Limit	Units	Spike Level	Source Result	%REC		%REC Limits	RPD	RPD Limit	Notes
Batch B340844 - SW-846 3005A											
Blank (B340844-BLK1)				Prepared: 05/19/23 Analyzed: 05/20/23							
Aluminum	ND	0.050	mg/L								
Calcium	ND	0.50	mg/L								
Iron	ND	0.050	mg/L								
Magnesium	ND	0.050	mg/L								
Potassium	ND	2.0	mg/L								
Sodium	ND	2.0	mg/L								
LCS (B340844-BS1)				Prepared: 05/19/23 Analyzed: 05/20/23							
Aluminum	0.472	0.050	mg/L	0.500		94.4		45.3-154.7			
Calcium	3.92	0.50	mg/L	4.00		98.1		80-120			
Iron	4.25	0.050	mg/L	4.00		106		80-120			
Magnesium	3.94	0.050	mg/L	4.00		98.4		80-120			
Potassium	3.89	2.0	mg/L	4.00		97.1		80-120			
Sodium	3.65	2.0	mg/L	4.00		91.3		80-120			
LCS Dup (B340844-BSD1)				Prepared: 05/19/23 Analyzed: 05/20/23							
Aluminum	0.475	0.050	mg/L	0.500		95.0		45.3-154.7	0.608	30	
Calcium	3.88	0.50	mg/L	4.00		97.0		80-120	1.14	20	
Iron	4.05	0.050	mg/L	4.00		101		80-120	4.84	20	
Magnesium	3.84	0.050	mg/L	4.00		95.9		80-120	2.61	20	
Potassium	3.96	2.0	mg/L	4.00		98.9		80-120	1.78	20	
Sodium	3.70	2.0	mg/L	4.00		92.5		80-120	1.33	20	
Matrix Spike (B340844-MS1) EPA-10B		**Source: 23E2461-04**		Prepared: 05/19/23 Analyzed: 05/20/23							
Calcium	42.0	0.50	mg/L	4.00	36.9	**126**	*	75-125			MS-22
Iron	32.8	0.050	mg/L	4.00	24.8	**200**	*	75-125			MS-19
Magnesium	12.9	0.050	mg/L	4.00	8.83	101		75-125			
Potassium	4.96	2.0	mg/L	4.00	0.709	106		75-125			
Sodium	18.0	2.0	mg/L	4.00	13.6	111		75-125			
Matrix Spike (B340844-MS2)		**Source: 23E2461-04**		Prepared: 05/19/23 Analyzed: 05/25/23							
Aluminum	0.820	0.050	mg/L	0.500	0.197	125		75-125			
Matrix Spike Dup (B340844-MSD1) EPA-10B		**Source: 23E2461-04**		Prepared: 05/19/23 Analyzed: 05/20/23							
Calcium	40.6	0.50	mg/L	4.00	36.9	92.9		75-125	3.19	20	MS-22
Iron	31.0	0.050	mg/L	4.00	24.8	**155**	*	75-125	5.62	20	MS-19
Magnesium	12.4	0.050	mg/L	4.00	8.83	89.7		75-125	3.45	20	
Potassium	4.88	2.0	mg/L	4.00	0.709	104		75-125	1.64	20	
Sodium	17.8	2.0	mg/L	4.00	13.6	105		75-125	1.20	20	
Matrix Spike Dup (B340844-MSD2) EPA-10B		**Source: 23E2461-04**		Prepared: 05/19/23 Analyzed: 05/25/23							
Aluminum	0.839	0.050	mg/L	0.500	0.197	**128**	*	75-125	2.27	20	MS-22

con-test® A Pace Analytical® Laboratory

39 Spruce Street * East Longmeadow, MA 01028 * FAX 413/525-6405 * TEL. 413/525-2332

QUALITY CONTROL

Metals Analyses (Total) - Quality Control

Analyte	Result	Reporting Limit	Units	Spike Level	Source Result	%REC	%REC Limits	RPD	RPD Limit	Notes
Batch B340936 - SW-846 3005A										
Matrix Spike Dup (B340936-MSD1)		**Source: 23E2461-04**		Prepared: 05/22/23 Analyzed: 05/24/23						
Antimony	537	10	µg/L	500	ND	107	75-125	4.14	20	
Arsenic	528	8.0	µg/L	500	ND	106	75-125	4.02	20	
Barium	793	100	µg/L	500	250	108	75-125	4.76	20	
Beryllium	513	4.0	µg/L	500	ND	103	75-125	3.97	20	
Cadmium	522	2.0	µg/L	500	ND	104	75-125	3.03	20	
Chromium	519	10	µg/L	500	ND	104	75-125	3.27	20	
Cobalt	521	10	µg/L	500	ND	104	75-125	4.42	20	
Copper	1040	10	µg/L	1000	3.18	104	75-125	4.67	20	
Lead	530	5.0	µg/L	500	ND	106	75-125	3.71	20	
Manganese	1040	10	µg/L	500	477	113	75-125	5.67	20	
Nickel	524	50	µg/L	500	ND	105	75-125	4.94	20	
Selenium	517	50	µg/L	500	ND	103	75-125	4.01	20	
Silver	518	2.0	µg/L	500	ND	104	75-125	3.36	20	
Thallium	548	2.0	µg/L	500	ND	110	75-125	4.48	20	
Vanadium	531	50	µg/L	500	ND	106	75-125	2.87	20	
Zinc	1080	100	µg/L	1000	ND	108	75-125	4.45	20	
Post Spike (B340936-PS1)		**Source: 23E2461-04**		Prepared: 05/22/23 Analyzed: 05/24/23						
Antimony	4.10		µg/L	4.00	0.0966	100	75-125			
Arsenic	20.0		µg/L	20.0	0.207	98.8	75-125			
Barium	279		µg/L	80.0	200	97.8	75-125			
Beryllium	19.6		µg/L	20.0	0.0400	97.6	75-125			
Cadmium	19.8		µg/L	20.0	0.0153	98.9	75-125			
Chromium	21.3		µg/L	20.0	1.58	98.6	75-125			
Cobalt	20.2		µg/L	20.0	0.468	98.5	75-125			
Copper	41.0		µg/L	40.0	2.54	96.0	75-125			
Lead	20.6		µg/L	20.0	0.218	102	75-125			
Manganese	403		µg/L	20.0	381	108	75-125			
Nickel	22.5		µg/L	20.0	3.10	97.0	75-125			
Selenium	8.04		µg/L	8.00	0.275	97.0	75-125			
Silver	3.88		µg/L	4.00	0.00693	96.7	75-125			
Thallium	20.9		µg/L	20.0	0.00107	104	75-125			
Vanadium	20.1		µg/L	20.0	-0.0801	101	75-125			
Zinc	56.8		µg/L	40.0	17.7	97.7	75-125			
Dilution Check (B340936-SRL1) EPA-10B		**Source: 23E2461-04**		Prepared: 05/22/23 Analyzed: 05/24/23						
Antimony	ND	5.0	µg/L		ND				20	
Arsenic	ND	4.0	µg/L		ND				20	
Barium	251	50	µg/L		250			0.384	20	
Beryllium	ND	2.0	µg/L		ND				20	
Cadmium	ND	1.0	µg/L		ND				20	
Chromium	ND	5.0	µg/L		ND				20	
Cobalt	ND	5.0	µg/L		ND				20	
Copper	2.21	5.0	µg/L		3.18		N/A	**35.8** *	20	J
Lead	ND	2.5	µg/L		ND				20	
Manganese	497	5.0	µg/L		477			4.24	20	
Nickel	ND	25	µg/L		ND				20	
Selenium	ND	25	µg/L		ND				20	
Silver	ND	1.0	µg/L		ND				20	
Thallium	ND	1.0	µg/L		ND				20	
Vanadium	ND	25	µg/L		ND				20	
Zinc	23.6	50	µg/L		22.2			6.36	20	J

Data Usability Summary Report

Site: Ellenville Scrap Iron & Metal - Ellenville, NY
Laboratory: Con-test/Pace New England - East Longmeadow, MA
SDG: 23E2466 (Revised 9/15/23)
Parameter: Per- and Polyfluoroalkyl substances (PFAS)
Data Reviewer: Kristen Morin/TRC
Peer Reviewer: Elizabeth Denly/TRC
Date: September 18, 2023

Samples Reviewed and Evaluation Summary

8 Groundwater Samples: EPA-3B, EPA-3R, EPA-08, EPA-08B, EPA-09, EPA-10, EPA-10B, DUP-01*

*Field duplicate of sample EPA-10B

The above-listed samples were collected on May 17, 2023 and were analyzed for PFAS (40 target analytes) based on Draft EPA Method 1633 and using Con-test/Pace New England - East Longmeadow, MA standard operating procedure (SOP) ENV-SOP-ELON-0084.

Note that samples were also analyzed for total suspended solids (TSS) as per the Draft EPA Method 1633; however, raw data were not included in the Category B deliverable for TSS.

The data validation was performed in accordance with the following guidance, modified for the methodology utilized:

- USEPA National Functional Guidelines for Organic Superfund Methods Data Review (EPA-540-R-20-005), November 2020
- USEPA National Functional Guidelines for High Resolution Superfund Methods Data Review (EPA-542-R-20-007), November 2020
- New York State Department of Environmental Conservation Data Review Guidelines for Analysis of PFAS in Non-Potable Water and Solids, April 2023

The data were evaluated based on the following parameters:

- Overall Evaluation of Data and Potential Usability Issues
- Data Completeness
- Holding Times and Sample Preservation
- * Initial and Continuing Calibrations
- Blanks
- * Isotopically Labeled Surrogate Results
- * Matrix Spike/Matrix Spike Duplicate (MS/MSD) Results
- * Laboratory Control Sample (LCS) Results
- * Non-Extracted Internal Standard Results
- Field Duplicate Results
- Sample Results and Reported Quantitation Limits (QLs)
- * Target Compound Identification

* - All criteria were met.

Overall Evaluation of Data and Potential Usability Issues

All results are usable for project objectives. Qualifications applied to the data because of sampling error are discussed below.

- The positive results for TSS in samples EPA-10B and DUP-01 were qualified as estimated (J) due to field duplicate variability. These results can be used for project objectives as estimated values, which may have a minor impact on the data usability.

Qualifications applied to the data because of analytical error are discussed below.

- Potential uncertainty exists for select PFAS results that were below the lowest calibration standard and QL. These results were qualified as estimated (J) by the laboratory in the associated samples. These results can be used for project objectives as estimated values, which may have a minor impact on the data usability.

- The nondetect results for NFDHA in all samples in this data set, and the nondetect results for NMeFOSE, NEtFOSE, NMeFOSAA, and NEtFOSAA in sample EPA-08 were qualified as estimated (UJ) with a potential low bias due to holding time exceedances. These results can be used for project objectives as nondetects with estimated QLs, which may have a minor impact on the data usability.

- The positive and nondetect results for all PFAS in all samples in this data set except EPA-3R and EPA-08 were qualified as estimated (J/UJ) due to subsampling performed by the laboratory. These results can be used for project objectives as estimated values and as nondetects with estimated QLs, which may have a minor impact on the data usability.

- The positive results for select PFAS in all samples were qualified as nondetects (U) at the QL due to calibration blank contamination. These results can be used for project objectives as nondetects, which may have a minor impact on the data usability.

Data Completeness

The data package was a complete Category B deliverable with the following exceptions.

- The initial volumes for select samples and final volumes for all samples were not provided on preparation bench sheets within the raw data. However, this information was provided on the Form Is and IIIs within the Category B deliverable.
- The raw data were missing for the initial calibration performed on 5/26/23. The laboratory was contacted during validation and provided a revised Category B deliverable to include this information.
- A discrepancy was noted with the detected values reported on the Form 1 for the instrument blanks in the revised Category B deliverable; the results reported on the Form 1s for the instrument blanks were 1,000x higher than the raw data. The instrument blanks were not used to qualify sample results since they did not immediately precede any sample analyses; thus, the laboratory was not further contacted about this issue.

Holding Times and Sample Preservation

The cooler temperature upon arrival at the laboratory was <6°C. Samples were stored by the

laboratory at 0-6°C and were extracted six to 10 days after extraction; all sample analyses were performed one to three days after extraction. Based on professional judgment, sample results were qualified as follows on this basis:

- Nondetect results for NFDHA in all samples in this data set were qualified as estimated (UJ) with a potential low bias.
- Nondetect results for NMeFOSE, NEtFOSE, NMeFOSAA, and NEtFOSAA in sample EPA-08 were qualified as estimated (UJ) with a potential low bias since extraction was performed >7 days after collection.

Initial and Continuing Calibrations

All percent relative standard deviations in the initial calibrations (ICs) were within the method acceptance criteria. Target analytes were within 70-130% of their true value for each IC standard per the laboratory's SOP and EPA method 1633. All percent differences for target analytes were within the acceptance criteria (30%) in the continuing calibration standards associated with the samples in this data set.

Blanks

Target PFAS compounds were not detected in the laboratory method blanks. The following table summarizes the maximum concentration of PFAS compounds detected in the bracketing continuing calibration blanks (CCBs), the associated samples, and the validation actions. The instrument blanks were not used to qualify sample results since they did not immediately precede any sample analyses; therefore, the instrument blank results are not summarized below.

Blank IDs	Compound	Maximum Blank Concentration (ng/mL)	Validation Actions
S088119-CCB1 and/or S088119-CCB2	PFHpA	0.0063 J	The positive result for PFHpA was qualified as nondetect (U) at the QL in sample EPA-3B since the result was < the QL. This result was further qualified as estimated (UJ) due to subsampling. Qualification was not required on this basis for the remaining associated samples since PFHpA was not detected in these samples.
	PFOA	0.015 J	The positive results for PFOA were qualified as nondetect (U) at the QL in the associated samples (EPA-3B, EPA-3R, EPA-09, EPA-10, EPA-10B, and DUP-01) since the results were < the QL. These results were further qualified as estimated (UJ) in samples EPA-3B, EPA-09, EPA-10, EPA-10B, and DUP-01 due to subsampling.
	PFNA	0.0021 J	The positive result for PFNA was qualified as nondetect (U) at the QL in sample EPA-3R since the result was < the QL. Qualification was not required on this basis for the remaining associated samples since PFNA was not detected in these samples.
	PFHxS	0.010 J	The positive results for PFHxS were qualified as nondetect (U) at the QL in samples EPA-3B, EPA-3R, EPA-09, EPA-10, and DUP-01 since the results were < the QL. These results were further qualified as estimated (UJ) in samples EPA-3B, EPA-09, EPA-10, and DUP-01 due to subsampling. Qualification was not required on this basis for sample EPA-10B since PFHxS was not detected in this sample.

Blank IDs	Compound	Maximum Blank Concentration (ng/mL)	Validation Actions
S088119 -CCB1 and/or S088119 -CCB2	PFDA	0.0035 J	Qualification was not required on this basis since the listed PFAS were either not detected or detected at concentrations >10x the concentrations found in the CCB in the associated samples.
	PFOS	0.011 J	
	PFOSA	0.0027 J	
	PFDoA	0.0019 J	Qualification was not required on this basis since the listed PFAS compounds were not detected in the associated samples.
	PFTrDA	0.0025 J	
	PFTeDA	0.0079 J	
	6:2FTS	0.0070 J	
	NMeFOSE	0.0077 J	
	NEtFOSE	0.011 J	
	7:3FTCA	0.024 J	
Associated samples: All samples in this data set except EPA-08 and EPA-08B			
S088119 -CCB2 and/or S088119 -CCB3	PFOA	0.015 J	The positive result for PFOA was qualified as nondetect (U) at the QL in the associated sample since the result was < the QL. This result was further qualified as estimated (UJ) due to subsampling.
	PFBA	0.0046 J	Qualification was not required on this basis since the listed PFAS compounds were not detected in the associated sample.
	PFHpA	0.0040 J	
	PFNA	0.0021 J	
	PFDA	0.0033 J	
	PFDoA	0.0037 J	
	PFTrDA	0.0026 J	
	PFTeDA	0.0079 J	
	PFHxS	0.010 J	
	PFOS	0.011 J	
	6:2FTS	0.0070 J	
	NEtFOSA	0.0014 J	
	NMeFOSE	0.0093 J	
	NEtFOSE	0.012 J	
	7:3FTCA	0.024 J	
	PFMPA	0.0016 J	
Associated sample: EPA-08B			
S088312 -CCB2 and/or S088312 -CCB3	PFHxA	0.0041 J	Qualification was not required on this basis since the listed PFAS were detected at concentrations >10x the concentrations found in the CCB in the associated sample.
	PFOA	0.013 J	
	PFOS	0.0030 J	
	PFNA	0.0053 J	The positive results for PFNA and PFBS were qualified as nondetects (U) at the QL in the associated sample since the results were < the QL.
	PFBS	0.0014 J	
	PFUnA	0.0016 J	Qualification was not required on this basis since the listed PFAS compounds were not detected in the associated sample.
	PFDoA	0.0045 J	
	PFTrDA	0.0037 J	
	PFTeDA	0.0065 J	
	PFHxS	0.0091 J	
	6:2FTS	0.015 J	
	PFOSA	0.0033 J	
	NMeFOSAA	0.00084 J	
	NMeFOSE	0.0078 J	
	HFPO-DA	0.0035 J	
	9Cl-PF3ONS	0.0025 J	
	11Cl-PF3OUdS	0.0026 J	
	7:3FTCA	0.033 J	
Associated sample: EPA-08			

Isotopically Labeled Surrogate Results

24 isotopically labeled extracted internal standards were spiked into the samples prior to extraction. The percent recoveries (%Rs) were within the laboratory acceptance limits (20-150%) for all PFAS analyses.

MS/MSD Results

MS/MSD analyses were performed on sample EPA-10B. The %Rs and relative percent differences (RPDs) were within the laboratory acceptance limits.

LCS Results

The laboratory analyzed a low-level and mid-level LCS with each extraction batch. The LCS %Rs were within the laboratory acceptance limits.

Non-Extracted Internal Standard Results

Seven isotopically labeled non-extracted internal standards were spiked into the samples prior to analysis. The %Rs were within the laboratory acceptance limits (>30% of the average response from the calibration standards) for all PFAS analyses.

Field Duplicate Results

Samples EPA-10B and DUP-01 were submitted as the field duplicate pair with this sample set. The RPD acceptance limit for field duplicates in aqueous media is ≤30%. The RPD is not applicable for comparison of results <5x the QL; instead, comparison is based on the absolute difference (AbsD) between the results, which must be <QL. The following table summarizes the detected results, the RPDs for the detected analytes, as applicable, and the resulting validation actions.

Analyte	QLs (units)	Concentration (units)		RPD (%)	Validation Actions
		EPA-10B	DUP-01		
TSS	10 mg/L	120 mg/L	200 mg/L	50	The positive results for TSS in samples EPA-10B and DUP-01 were qualified as estimated (J).

Sample Results and Reported Quantitation Limits

Sample calculations were spot-checked; there were no errors noted.

Select PFAS results were reported below the lowest calibration standard level and QL. These results were qualified as estimated (J) in the associated samples by the laboratory.

No analytical dilutions were performed on the samples in this data set. However, several samples were extracted at reduced volumes as noted below due to their respective TSS results; QLs were elevated accordingly by the laboratory.

- Samples EPA-08B, EPA-10, EPA-10B, and DUP-01 were extracted at a reduced volume (approximately 100 mL) since the TSS results for these samples were ≥100 mg/L; therefore, the positive and nondetect results for all PFAS in these samples were qualified

as estimated (J/UJ) due to subsampling.

- Sample EPA-09 was extracted at a reduced volume (25 mL) since the TSS result for this sample was significantly ≥100 mg/L (1,700 mg/L); therefore, the positive and nondetect results for all PFAS in this sample were qualified as estimated (J/UJ) due to subsampling.
- Sample EPA-3B was extracted at a reduced volume (approximately 250 mL) likely due to the observations noted on the preparation bench sheets as indicated below; the TSS result for this sample was <100 mg/L. Therefore, the positive and nondetect results for all PFAS in this sample were qualified as estimated (J/UJ) due to subsampling.
- It should be noted that select positive results in the samples listed above were qualified as nondetects (U) due to CCB contamination; these results were further qualified as estimated (UJ).

Samples EPA-3R and EPA-08 were extracted using approximately 500 mL (i.e., the entire volume submitted) since the TSS results for these samples were <100 mg/L; no qualifications were required on this basis.

The laboratory noted the following observations on the preparation bench sheets; no validation actions were taken on the basis of these observations.

- Sample EPA-3B had a brownish tint and contained sediment.
- Sample EPA-3R was brown and contained sediment.
- Samples EPA-10 and EPA-10B had an orange tint and contained sediment.
- Samples EPA-08 and DUP-01 contained sediment and/or floating particles.
- Samples EPA-08B and EPA-09 were orange and contained sediment.

Target Compound Identification

Extracted ion chromatograms were reviewed to verify the target compound identifications. The laboratory manually integrated several peaks to ensure the inclusion of linear and branched isomers for PFOA, PFOS, PFOSA, N-EtFOSAA, N-MeFOSAA, NMeFOSA, NEtFOSA, NMeFOSE, NEtFOSE, and/or PFHxS and/or to ensure proper integration.

The laboratory indicated in the SOP that they use and evaluate second precursor/product ion transitions for identification confirmation for all reported PFAS except PFBA, NMeFOSE, NEtFOSE, PFMPA, and PFMBA; however, due to limitations of the laboratory's software, the laboratory cannot currently report the ion ratios in data packages. The laboratory stated during previous validation inquiries that if an ion ratio was not met, the affected compound would be flagged and noted in the narrative. The laboratory flags and narrative did not indicate that any ion ratios or signal to noise ratios were outside of the acceptance criteria.

QUALIFIED FORM 1s

con-test® A Pace Analytical® Laboratory

39 Spruce Street * East Longmeadow, MA 01028 * FAX 413/525-6405 * TEL. 413/525-2332

Project Location: 34-36 Cape Avenue, Ellenville, NY Sample Description: Work Order: 23E2466

Date Received: 5/17/2023

Field Sample #: EPA-3B Sampled: 5/17/2023 09:30

Sample ID: 23E2466-01

Sample Matrix: Ground Water

Semivolatile Organic Compounds by - LC/MS-MS

Analyte	Results	RL	DL	Units	Dilution	Flag/Qual	Method	Date Prepared	Date/Time Analyzed	Analyst
Perfluorobutanoic acid (PFBA)	4.8	8.2	3.0	ng/L	1	~~J~~ J	Draft Method 1633	5/23/23	5/24/23 13:41	AMS
Perfluoropentanoic acid (PFPeA)	1.5	4.1	0.71	ng/L	1	~~J~~ J	Draft Method 1633	5/23/23	5/24/23 13:41	AMS
Perfluorohexanoic acid (PFHxA)	1.4	2.1	0.44	ng/L	1	~~J~~ J	Draft Method 1633	5/23/23	5/24/23 13:41	AMS
Perfluoroheptanoic acid (PFHpA)	2.1 U ~~0.60~~	2.1	0.52	ng/L	1	~~J~~ UJ	Draft Method 1633	5/23/23	5/24/23 13:41	AMS
Perfluorooctanoic acid (PFOA)	2.1 U ~~2.0~~	2.1	0.46	ng/L	1	~~J~~ UJ	Draft Method 1633	5/23/23	5/24/23 13:41	AMS
Perfluorononanoic acid (PFNA)	ND	2.1	0.39	ng/L	1	UJ	Draft Method 1633	5/23/23	5/24/23 13:41	AMS
Perfluorodecanoic acid (PFDA)	ND	2.1	0.38	ng/L	1	UJ	Draft Method 1633	5/23/23	5/24/23 13:41	AMS
Perfluoroundecanoic acid (PFUnA)	ND	2.1	0.56	ng/L	1	UJ	Draft Method 1633	5/23/23	5/24/23 13:41	AMS
Perfluorododecanoic acid (PFDoA)	ND	2.1	0.53	ng/L	1	UJ	Draft Method 1633	5/23/23	5/24/23 13:41	AMS
Perfluorotridecanoic acid (PFTrDA)	ND	2.1	0.56	ng/L	1	UJ	Draft Method 1633	5/23/23	5/24/23 13:41	AMS
Perfluorotetradecanoic acid (PFTeDA)	ND	2.1	0.51	ng/L	1	UJ	Draft Method 1633	5/23/23	5/24/23 13:41	AMS
Perfluorobutanesulfonic acid (PFBS)	3.6	2.1	0.53	ng/L	1	J	Draft Method 1633	5/23/23	5/24/23 13:41	AMS
Perfluoropetanesulfonic acid (PFPeS)	ND	2.1	0.49	ng/L	1	UJ	Draft Method 1633	5/23/23	5/24/23 13:41	AMS
Perfluorohexanesulfonic acid (PFHxS)	2.1 U ~~0.74~~	2.1	0.42	ng/L	1	~~J~~ UJ	Draft Method 1633	5/23/23	5/24/23 13:41	AMS
Perfluoroheptanesulfonic acid (PFHpS)	ND	2.1	0.63	ng/L	1	UJ	Draft Method 1633	5/23/23	5/24/23 13:41	AMS
Perfluorooctanesulfonic acid (PFOS)	ND	2.1	0.65	ng/L	1		Draft Method 1633	5/23/23	5/24/23 13:41	AMS
Perfluorononanesulfonic acid (PFNS)	ND	2.1	0.60	ng/L	1		Draft Method 1633	5/23/23	5/24/23 13:41	AMS
Perfluorodecanesulfonic acid (PFDS)	ND	2.1	0.64	ng/L	1		Draft Method 1633	5/23/23	5/24/23 13:41	AMS
Perfluorododecanesulfonic acid (PFDoS)	ND	2.1	0.55	ng/L	1		Draft Method 1633	5/23/23	5/24/23 13:41	AMS
1H,1H,2H,2H-Perfluorohexane sulfonic acid (4:2FTS)	ND	8.2	1.4	ng/L	1		Draft Method 1633	5/23/23	5/24/23 13:41	AMS
1H,1H,2H,2H-Perfluorooctane sulfonic acid (6:2FTS)	ND	8.2	2.0	ng/L	1		Draft Method 1633	5/23/23	5/24/23 13:41	AMS
1H,1H,2H,2H-Perfluorodecane sulfonic acid (8:2FTS)	ND	8.2	2.2	ng/L	1		Draft Method 1633	5/23/23	5/24/23 13:41	AMS
Perfluorooctanesulfonamide (PFOSA)	ND	2.1	0.63	ng/L	1		Draft Method 1633	5/23/23	5/24/23 13:41	AMS
N-methyl perfluoroocatnesulfonamide (NMeFOSA)	ND	2.1	0.85	ng/L	1		Draft Method 1633	5/23/23	5/24/23 13:41	AMS
N-ethyl perfluorooctanesulfonamide (NEtFOSA)	ND	2.1	0.63	ng/L	1		Draft Method 1633	5/23/23	5/24/23 13:41	AMS
N-MeFOSAA (NMeFOSAA)	ND	2.1	0.90	ng/L	1		Draft Method 1633	5/23/23	5/24/23 13:41	AMS
N-EtFOSAA (NEtFOSAA)	ND	2.1	0.45	ng/L	1		Draft Method 1633	5/23/23	5/24/23 13:41	AMS
N-methylperfluorooctanesulfonamidoethanol(NMeFOSE)	ND	21	5.4	ng/L	1		Draft Method 1633	5/23/23	5/24/23 13:41	AMS
N-ethylperfluorooctanesulfonamidoethanol (NEtFOSE)	ND	21	5.0	ng/L	1		Draft Method 1633	5/23/23	5/24/23 13:41	AMS
Hexafluoropropylene oxide dimer acid (HFPO-DA)	ND	8.2	2.1	ng/L	1		Draft Method 1633	5/23/23	5/24/23 13:41	AMS
4,8-Dioxa-3H-perfluorononanoic acid (ADONA)	ND	8.2	1.4	ng/L	1		Draft Method 1633	5/23/23	5/24/23 13:41	AMS
9Cl-PF3ONS (F53B Minor)	ND	8.2	1.8	ng/L	1		Draft Method 1633	5/23/23	5/24/23 13:41	AMS
11Cl-PF3OUdS (F53B Major)	ND	8.2	2.0	ng/L	1		Draft Method 1633	5/23/23	5/24/23 13:41	AMS
3-Perfluoropropyl propanoic acid (FPrPA) (3:3FTCA)	ND	21	3.7	ng/L	1		Draft Method 1633	5/23/23	5/24/23 13:41	AMS
2H,2H,3H,3H-Perfluorooctanoic acid(FPePA)(5:3FTCA)	ND	100	21	ng/L	1		Draft Method 1633	5/23/23	5/24/23 13:41	AMS
3-Perfluoroheptyl propanoic acid (FHpPA) (7:3FTCA)	ND	100	18	ng/L	1		Draft Method 1633	5/23/23	5/24/23 13:41	AMS
Perfluoro(2-ethoxyethane)sulfonic acid (PFEESA)	ND	4.1	1.0	ng/L	1		Draft Method 1633	5/23/23	5/24/23 13:41	AMS
Perfluoro-3-methoxypropanoic acid (PFMPA)	ND	4.1	1.0	ng/L	1		Draft Method 1633	5/23/23	5/24/23 13:41	AMS

con-test® A Pace Analytical® Laboratory
39 Spruce Street * East Longmeadow, MA 01028 * FAX 413/525-6405 * TEL. 413/525-2332

Project Location: 34-36 Cape Avenue, Ellenville, NY Sample Description: Work Order: 23E2466

Date Received: 5/17/2023

Field Sample #: EPA-3B Sampled: 5/17/2023 09:30

Sample ID: 23E2466-01

Sample Matrix: Ground Water

Semivolatile Organic Compounds by - LC/MS-MS

Analyte	Results	RL	DL	Units	Dilution	Flag/Qual	Method	Date Prepared	Date/Time Analyzed	Analyst
Perfluoro-4-methoxybutanoic acid (PFMBA)	ND	4.1	0.83	ng/L	1	UJ	Draft Method 1633	5/23/23	5/24/23 13:41	AMS
Nonafluoro-3,6-dioxaheptanoic acid (NFDHA)	ND	4.1	1.8	ng/L	1	UJ	Draft Method 1633	5/23/23	5/24/23 13:41	AMS

Surrogates	% Recovery	Recovery Limits	Flag/Qual	
13C4-PFBA	85.1	20-150		5/24/23 13:41
13C5-PFPeA	77.7	20-150		5/24/23 13:41
13C5-PFHxA	83.9	20-150		5/24/23 13:41
13C4-PFHpA	87.2	20-150		5/24/23 13:41
13C8-PFOA	95.2	20-150		5/24/23 13:41
13C9-PFNA	80.9	20-150		5/24/23 13:41
13C6-PFDA	82.6	20-150		5/24/23 13:41
13C7-PFUnA	85.6	20-150		5/24/23 13:41
13C2-PFDoA	80.9	20-150		5/24/23 13:41
13C2-PFTeDA	81.9	20-150		5/24/23 13:41
13C3-PFBS	101	20-150		5/24/23 13:41
13C3-PFHxS	86.0	20-150		5/24/23 13:41
13C8-PFOS	84.8	20-150		5/24/23 13:41
13C2-4:2FTS	90.3	20-150		5/24/23 13:41
13C2-6:2FTS	96.4	20-150		5/24/23 13:41
13C2-8:2FTS	93.0	20-150		5/24/23 13:41
13C8-PFOSA	85.7	20-150		5/24/23 13:41
D3-NMeFOSA	55.9	20-150		5/24/23 13:41
D5-NEtFOSA	59.7	20-150		5/24/23 13:41
D3-NMeFOSAA	103	20-150		5/24/23 13:41
D5-NEtFOSAA	101	20-150		5/24/23 13:41
D7-NMeFOSE	85.8	20-150		5/24/23 13:41
D9-NEtFOSE	84.4	20-150		5/24/23 13:41
13C3-HFPO-DA	79.6	20-150		5/24/23 13:41

39 Spruce Street * East Longmeadow, MA 01028 * FAX 413/525-6405 * TEL. 413/525-2332

Project Location: 34-36 Cape Avenue, Ellenville, NY Sample Description: Work Order: 23E2466

Date Received: 5/17/2023

Field Sample #: EPA-3B Sampled: 5/17/2023 09:30

Sample ID: 23E2466-01

Sample Matrix: Ground Water

Conventional Chemistry Parameters by EPA/APHA/SW-846 Methods (Total)

Analyte	Results	RL	Units	Dilution	Flag/Qual	Method	Date Prepared	Date/Time Analyzed	Analyst
Total Suspended Solids	60	10	mg/L	1		Draft Method 1633	5/19/23	5/19/23 13:47	LL

con-test® A Pace Analytical® Laboratory
39 Spruce Street * East Longmeadow, MA 01028 * FAX 413/525-6405 * TEL. 413/525-2332

Project Location: 34-36 Cape Avenue, Ellenville, NY Sample Description: Work Order: 23E2466

Date Received: 5/17/2023

Field Sample #: EPA-3R Sampled: 5/17/2023 09:15

Sample ID: 23E2466-02

Sample Matrix: Ground Water

Semivolatile Organic Compounds by - LC/MS-MS

Analyte	Results	RL	DL	Units	Dilution	Flag/Qual	Method	Date Prepared	Date/Time Analyzed	Analyst
Perfluorobutanoic acid (PFBA)	ND	3.9	1.4	ng/L	1		Draft Method 1633	5/23/23	5/24/23 13:58	AMS
Perfluoropentanoic acid (PFPeA)	0.37	2.0	0.34	ng/L	1	J	Draft Method 1633	5/23/23	5/24/23 13:58	AMS
Perfluorohexanoic acid (PFHxA)	ND	0.98	0.21	ng/L	1		Draft Method 1633	5/23/23	5/24/23 13:58	AMS
Perfluoroheptanoic acid (PFHpA)	ND	0.98	0.25	ng/L	1		Draft Method 1633	5/23/23	5/24/23 13:58	AMS
Perfluorooctanoic acid (PFOA)	0.98 U ~~0.57~~	0.98	0.22	ng/L	1	~~J~~	Draft Method 1633	5/23/23	5/24/23 13:58	AMS
Perfluorononanoic acid (PFNA)	0.98 U ~~0.51~~	0.98	0.19	ng/L	1	~~J~~	Draft Method 1633	5/23/23	5/24/23 13:58	AMS
Perfluorodecanoic acid (PFDA)	1.6	0.98	0.18	ng/L	1		Draft Method 1633	5/23/23	5/24/23 13:58	AMS
Perfluoroundecanoic acid (PFUnA)	ND	0.98	0.27	ng/L	1		Draft Method 1633	5/23/23	5/24/23 13:58	AMS
Perfluorododecanoic acid (PFDoA)	ND	0.98	0.25	ng/L	1		Draft Method 1633	5/23/23	5/24/23 13:58	AMS
Perfluorotridecanoic acid (PFTrDA)	ND	0.98	0.26	ng/L	1		Draft Method 1633	5/23/23	5/24/23 13:58	AMS
Perfluorotetradecanoic acid (PFTeDA)	ND	0.98	0.24	ng/L	1		Draft Method 1633	5/23/23	5/24/23 13:58	AMS
Perfluorobutanesulfonic acid (PFBS)	0.25	0.98	0.25	ng/L	1	J	Draft Method 1633	5/23/23	5/24/23 13:58	AMS
Perfluoropetanesulfonic acid (PFPeS)	ND	0.98	0.23	ng/L	1		Draft Method 1633	5/23/23	5/24/23 13:58	AMS
Perfluorohexanesulfonic acid (PFHxS)	0.98 U ~~0.26~~	0.98	0.20	ng/L	1	~~J~~	Draft Method 1633	5/23/23	5/24/23 13:58	AMS
Perfluoroheptanesulfonic acid (PFHpS)	ND	0.98	0.30	ng/L	1		Draft Method 1633	5/23/23	5/24/23 13:58	AMS
Perfluorooctanesulfonic acid (PFOS)	10	0.98	0.31	ng/L	1		Draft Method 1633	5/23/23	5/24/23 13:58	AMS
Perfluorononanesulfonic acid (PFNS)	ND	0.98	0.29	ng/L	1		Draft Method 1633	5/23/23	5/24/23 13:58	AMS
Perfluorodecanesulfonic acid (PFDS)	ND	0.98	0.31	ng/L	1		Draft Method 1633	5/23/23	5/24/23 13:58	AMS
Perfluorododecanesulfonic acid (PFDoS)	ND	0.98	0.26	ng/L	1		Draft Method 1633	5/23/23	5/24/23 13:58	AMS
1H,1H,2H,2H-Perfluorohexane sulfonic acid (4:2FTS)	ND	3.9	0.68	ng/L	1		Draft Method 1633	5/23/23	5/24/23 13:58	AMS
1H,1H,2H,2H-Perfluorooctane sulfonic acid (6:2FTS)	ND	3.9	0.96	ng/L	1		Draft Method 1633	5/23/23	5/24/23 13:58	AMS
1H,1H,2H,2H-Perfluorodecane sulfonic acid (8:2FTS)	ND	3.9	1.1	ng/L	1		Draft Method 1633	5/23/23	5/24/23 13:58	AMS
Perfluorooctanesulfonamide (PFOSA)	2.1	0.98	0.30	ng/L	1		Draft Method 1633	5/23/23	5/24/23 13:58	AMS
N-methyl perfluoroocatnesulfonamide (NMeFOSA)	ND	0.98	0.41	ng/L	1		Draft Method 1633	5/23/23	5/24/23 13:58	AMS
N-ethyl perfluorooctanesulfonamide (NEtFOSA)	ND	0.98	0.30	ng/L	1		Draft Method 1633	5/23/23	5/24/23 13:58	AMS
N-MeFOSAA (NMeFOSAA)	ND	0.98	0.43	ng/L	1		Draft Method 1633	5/23/23	5/24/23 13:58	AMS
N-EtFOSAA (NEtFOSAA)	ND	0.98	0.22	ng/L	1		Draft Method 1633	5/23/23	5/24/23 13:58	AMS
N-methylperfluorooctanesulfonamidoethanol(NMeFOSE)	ND	9.8	2.6	ng/L	1		Draft Method 1633	5/23/23	5/24/23 13:58	AMS
N-ethylperfluorooctanesulfonamidoethanol (NEtFOSE)	ND	9.8	2.4	ng/L	1		Draft Method 1633	5/23/23	5/24/23 13:58	AMS
Hexafluoropropylene oxide dimer acid (HFPO-DA)	ND	3.9	1.0	ng/L	1		Draft Method 1633	5/23/23	5/24/23 13:58	AMS
4,8-Dioxa-3H-perfluorononanoic acid (ADONA)	ND	3.9	0.67	ng/L	1		Draft Method 1633	5/23/23	5/24/23 13:58	AMS
9Cl-PF3ONS (F53B Minor)	ND	3.9	0.83	ng/L	1		Draft Method 1633	5/23/23	5/24/23 13:58	AMS
11Cl-PF3OUdS (F53B Major)	ND	3.9	0.95	ng/L	1		Draft Method 1633	5/23/23	5/24/23 13:58	AMS
3-Perfluoropropyl propanoic acid (FPrPA) (3:3FTCA)	ND	9.8	1.8	ng/L	1		Draft Method 1633	5/23/23	5/24/23 13:58	AMS
2H,2H,3H,3H-Perfluorooctanoic acid(FPePA)(5:3FTCA)	ND	49	10	ng/L	1		Draft Method 1633	5/23/23	5/24/23 13:58	AMS
3-Perfluoroheptyl propanoic acid (FHpPA) (7:3FTCA)	ND	49	8.6	ng/L	1		Draft Method 1633	5/23/23	5/24/23 13:58	AMS
Perfluoro(2-ethoxyethane)sulfonic acid (PFEESA)	ND	2.0	0.48	ng/L	1		Draft Method 1633	5/23/23	5/24/23 13:58	AMS
Perfluoro-3-methoxypropanoic acid (PFMPA)	ND	2.0	0.49	ng/L	1		Draft Method 1633	5/23/23	5/24/23 13:58	AMS

con-test® A Pace Analytical® Laboratory
39 Spruce Street * East Longmeadow, MA 01028 * FAX 413/525-6405 * TEL. 413/525-2332

Project Location: 34-36 Cape Avenue, Ellenville, NY Sample Description: Work Order: 23E2466

Date Received: 5/17/2023

Field Sample #: EPA-3R Sampled: 5/17/2023 09:15

Sample ID: 23E2466-02

Sample Matrix: Ground Water

Semivolatile Organic Compounds by - LC/MS-MS

Analyte	Results	RL	DL	Units	Dilution	Flag/Qual	Method	Date Prepared	Date/Time Analyzed	Analyst
Perfluoro-4-methoxybutanoic acid (PFMBA)	ND	2.0	0.39	ng/L	1		Draft Method 1633	5/23/23	5/24/23 13:58	AMS
Nonafluoro-3,6-dioxaheptanoic acid (NFDHA)	ND	2.0	0.85	ng/L	1	UJ	Draft Method 1633	5/23/23	5/24/23 13:58	AMS

Surrogates	% Recovery	Recovery Limits	Flag/Qual	
13C4-PFBA	90.2	20-150		5/24/23 13:58
13C5-PFPeA	76.0	20-150		5/24/23 13:58
13C5-PFHxA	82.0	20-150		5/24/23 13:58
13C4-PFHpA	82.0	20-150		5/24/23 13:58
13C8-PFOA	90.2	20-150		5/24/23 13:58
13C9-PFNA	76.6	20-150		5/24/23 13:58
13C6-PFDA	77.9	20-150		5/24/23 13:58
13C7-PFUnA	81.5	20-150		5/24/23 13:58
13C2-PFDoA	74.8	20-150		5/24/23 13:58
13C2-PFTeDA	76.6	20-150		5/24/23 13:58
13C3-PFBS	93.0	20-150		5/24/23 13:58
13C3-PFHxS	78.6	20-150		5/24/23 13:58
13C8-PFOS	79.0	20-150		5/24/23 13:58
13C2-4:2FTS	99.2	20-150		5/24/23 13:58
13C2-6:2FTS	127	20-150		5/24/23 13:58
13C2-8:2FTS	91.0	20-150		5/24/23 13:58
13C8-PFOSA	80.4	20-150		5/24/23 13:58
D3-NMeFOSA	49.3	20-150		5/24/23 13:58
D5-NEtFOSA	52.0	20-150		5/24/23 13:58
D3-NMeFOSAA	95.3	20-150		5/24/23 13:58
D5-NEtFOSAA	92.8	20-150		5/24/23 13:58
D7-NMeFOSE	64.6	20-150		5/24/23 13:58
D9-NEtFOSE	68.5	20-150		5/24/23 13:58
13C3-HFPO-DA	75.6	20-150		5/24/23 13:58

39 Spruce Street * East Longmeadow, MA 01028 * FAX 413/525-6405 * TEL. 413/525-2332

Project Location: 34-36 Cape Avenue, Ellenville, NY Sample Description: Work Order: 23E2466

Date Received: 5/17/2023

Field Sample #: EPA-3R Sampled: 5/17/2023 09:15

Sample ID: 23E2466-02

Sample Matrix: Ground Water

Conventional Chemistry Parameters by EPA/APHA/SW-846 Methods (Total)

Analyte	Results	RL	Units	Dilution	Flag/Qual	Method	Date Prepared	Date/Time Analyzed	Analyst
Total Suspended Solids	44	10	mg/L	1		Draft Method 1633	5/19/23	5/19/23 13:47	LL

con-test® A Pace Analytical® Laboratory

39 Spruce Street * East Longmeadow, MA 01028 * FAX 413/525-6405 * TEL. 413/525-2332

Project Location: 34-36 Cape Avenue, Ellenville, NY Sample Description: Work Order: 23E2466

Date Received: 5/17/2023

Field Sample #: EPA-10 Sampled: 5/17/2023 10:00

Sample ID: 23E2466-03

Sample Matrix: Ground Water

Semivolatile Organic Compounds by - LC/MS-MS

Analyte	Results	RL	DL	Units	Dilution	Flag/Qual	Method	Date Prepared	Date/Time Analyzed	Analyst
Perfluorobutanoic acid (PFBA)	ND	20	7.2	ng/L	1	UJ	Draft Method 1633	5/23/23	5/24/23 14:14	AMS
Perfluoropentanoic acid (PFPeA)	2.4	9.9	1.7	ng/L	1	~~J~~ J	Draft Method 1633	5/23/23	5/24/23 14:14	AMS
Perfluorohexanoic acid (PFHxA)	ND	5.0	1.1	ng/L	1	UJ	Draft Method 1633	5/23/23	5/24/23 14:14	AMS
Perfluoroheptanoic acid (PFHpA)	ND	5.0	1.3	ng/L	1	UJ	Draft Method 1633	5/23/23	5/24/23 14:14	AMS
Perfluorooctanoic acid (PFOA)	5.0 U ~~2.7~~	5.0	1.1	ng/L	1	~~J~~ UJ	Draft Method 1633	5/23/23	5/24/23 14:14	AMS
Perfluorononanoic acid (PFNA)	ND	5.0	0.95	ng/L	1	UJ	Draft Method 1633	5/23/23	5/24/23 14:14	AMS
Perfluorodecanoic acid (PFDA)	ND	5.0	0.92	ng/L	1	UJ	Draft Method 1633	5/23/23	5/24/23 14:14	AMS
Perfluoroundecanoic acid (PFUnA)	ND	5.0	1.4	ng/L	1	UJ	Draft Method 1633	5/23/23	5/24/23 14:14	AMS
Perfluorododecanoic acid (PFDoA)	ND	5.0	1.3	ng/L	1	UJ	Draft Method 1633	5/23/23	5/24/23 14:14	AMS
Perfluorotridecanoic acid (PFTrDA)	ND	5.0	1.3	ng/L	1	UJ	Draft Method 1633	5/23/23	5/24/23 14:14	AMS
Perfluorotetradecanoic acid (PFTeDA)	ND	5.0	1.2	ng/L	1	UJ	Draft Method 1633	5/23/23	5/24/23 14:14	AMS
Perfluorobutanesulfonic acid (PFBS)	ND	5.0	1.3	ng/L	1	UJ	Draft Method 1633	5/23/23	5/24/23 14:14	AMS
Perfluoropetanesulfonic acid (PFPeS)	ND	5.0	1.2	ng/L	1	UJ	Draft Method 1633	5/23/23	5/24/23 14:14	AMS
Perfluorohexanesulfonic acid (PFHxS)	5.0 U ~~1.8~~	5.0	1.0	ng/L	1	~~J~~ UJ	Draft Method 1633	5/23/23	5/24/23 14:14	AMS
Perfluoroheptanesulfonic acid (PFHpS)	ND	5.0	1.5	ng/L	1	UJ	Draft Method 1633	5/23/23	5/24/23 14:14	AMS
Perfluorooctanesulfonic acid (PFOS)	6.3	5.0	1.6	ng/L	1	J	Draft Method 1633	5/23/23	5/24/23 14:14	AMS
Perfluorononanesulfonic acid (PFNS)	ND	5.0	1.5	ng/L	1	UJ	Draft Method 1633	5/23/23	5/24/23 14:14	AMS
Perfluorodecanesulfonic acid (PFDS)	ND	5.0	1.6	ng/L	1		Draft Method 1633	5/23/23	5/24/23 14:14	AMS
Perfluorododecanesulfonic acid (PFDoS)	ND	5.0	1.3	ng/L	1		Draft Method 1633	5/23/23	5/24/23 14:14	AMS
1H,1H,2H,2H-Perfluorohexane sulfonic acid (4:2FTS)	ND	20	3.5	ng/L	1		Draft Method 1633	5/23/23	5/24/23 14:14	AMS
1H,1H,2H,2H-Perfluorooctane sulfonic acid (6:2FTS)	ND	20	4.9	ng/L	1		Draft Method 1633	5/23/23	5/24/23 14:14	AMS
1H,1H,2H,2H-Perfluorodecane sulfonic acid (8:2FTS)	ND	20	5.4	ng/L	1		Draft Method 1633	5/23/23	5/24/23 14:14	AMS
Perfluorooctanesulfonamide (PFOSA)	ND	5.0	1.5	ng/L	1		Draft Method 1633	5/23/23	5/24/23 14:14	AMS
N-methyl perfluoroocatnesulfonamide (NMeFOSA)	ND	5.0	2.1	ng/L	1		Draft Method 1633	5/23/23	5/24/23 14:14	AMS
N-ethyl perfluorooctanesulfonamide (NEtFOSA)	ND	5.0	1.5	ng/L	1		Draft Method 1633	5/23/23	5/24/23 14:14	AMS
N-MeFOSAA (NMeFOSAA)	ND	5.0	2.2	ng/L	1		Draft Method 1633	5/23/23	5/24/23 14:14	AMS
N-EtFOSAA (NEtFOSAA)	ND	5.0	1.1	ng/L	1		Draft Method 1633	5/23/23	5/24/23 14:14	AMS
N-methylperfluorooctanesulfonamidoethanol(NMeFOSE)	ND	50	13	ng/L	1		Draft Method 1633	5/23/23	5/24/23 14:14	AMS
N-ethylperfluorooctanesulfonamidoethanol (NEtFOSE)	ND	50	12	ng/L	1		Draft Method 1633	5/23/23	5/24/23 14:14	AMS
Hexafluoropropylene oxide dimer acid (HFPO-DA)	ND	20	5.2	ng/L	1		Draft Method 1633	5/23/23	5/24/23 14:14	AMS
4,8-Dioxa-3H-perfluorononanoic acid (ADONA)	ND	20	3.4	ng/L	1		Draft Method 1633	5/23/23	5/24/23 14:14	AMS
9Cl-PF3ONS (F53B Minor)	ND	20	4.2	ng/L	1		Draft Method 1633	5/23/23	5/24/23 14:14	AMS
11Cl-PF3OUdS (F53B Major)	ND	20	4.8	ng/L	1		Draft Method 1633	5/23/23	5/24/23 14:14	AMS
3-Perfluoropropyl propanoic acid (FPrPA) (3:3FTCA)	ND	50	8.9	ng/L	1		Draft Method 1633	5/23/23	5/24/23 14:14	AMS
2H,2H,3H,3H-Perfluorooctanoic acid(FPePA)(5:3FTCA)	ND	250	51	ng/L	1		Draft Method 1633	5/23/23	5/24/23 14:14	AMS
3-Perfluoroheptyl propanoic acid (FHpPA) (7:3FTCA)	ND	250	44	ng/L	1		Draft Method 1633	5/23/23	5/24/23 14:14	AMS
Perfluoro(2-ethoxyethane)sulfonic acid (PFEESA)	ND	9.9	2.4	ng/L	1		Draft Method 1633	5/23/23	5/24/23 14:14	AMS
Perfluoro-3-methoxypropanoic acid (PFMPA)	ND	9.9	2.5	ng/L	1		Draft Method 1633	5/23/23	5/24/23 14:14	AMS

con-test® A Pace Analytical® Laboratory
39 Spruce Street * East Longmeadow, MA 01028 * FAX 413/525-6405 * TEL. 413/525-2332

Project Location: 34-36 Cape Avenue, Ellenville, NY Sample Description: Work Order: 23E2466

Date Received: 5/17/2023

Field Sample #: EPA-10 Sampled: 5/17/2023 10:00

Sample ID: 23E2466-03

Sample Matrix: Ground Water

Semivolatile Organic Compounds by - LC/MS-MS

Analyte	Results	RL	DL	Units	Dilution	Flag/Qual	Method	Date Prepared	Date/Time Analyzed	Analyst
Perfluoro-4-methoxybutanoic acid (PFMBA)	ND	9.9	2.0	ng/L	1	UJ	Draft Method 1633	5/23/23	5/24/23 14:14	AMS
Nonafluoro-3,6-dioxaheptanoic acid (NFDHA)	ND	9.9	4.3	ng/L	1	UJ	Draft Method 1633	5/23/23	5/24/23 14:14	AMS

Surrogates	% Recovery	Recovery Limits	Flag/Qual	
13C4-PFBA	82.3	20-150		5/24/23 14:14
13C5-PFPeA	71.9	20-150		5/24/23 14:14
13C5-PFHxA	77.9	20-150		5/24/23 14:14
13C4-PFHpA	81.4	20-150		5/24/23 14:14
13C8-PFOA	88.6	20-150		5/24/23 14:14
13C9-PFNA	75.0	20-150		5/24/23 14:14
13C6-PFDA	76.7	20-150		5/24/23 14:14
13C7-PFUnA	81.0	20-150		5/24/23 14:14
13C2-PFDoA	74.4	20-150		5/24/23 14:14
13C2-PFTeDA	72.5	20-150		5/24/23 14:14
13C3-PFBS	90.8	20-150		5/24/23 14:14
13C3-PFHxS	76.8	20-150		5/24/23 14:14
13C8-PFOS	74.4	20-150		5/24/23 14:14
13C2-4:2FTS	84.5	20-150		5/24/23 14:14
13C2-6:2FTS	86.8	20-150		5/24/23 14:14
13C2-8:2FTS	83.5	20-150		5/24/23 14:14
13C8-PFOSA	79.3	20-150		5/24/23 14:14
D3-NMeFOSA	51.7	20-150		5/24/23 14:14
D5-NEtFOSA	53.0	20-150		5/24/23 14:14
D3-NMeFOSAA	92.4	20-150		5/24/23 14:14
D5-NEtFOSAA	88.5	20-150		5/24/23 14:14
D7-NMeFOSE	73.6	20-150		5/24/23 14:14
D9-NEtFOSE	71.5	20-150		5/24/23 14:14
13C3-HFPO-DA	73.1	20-150		5/24/23 14:14

39 Spruce Street * East Longmeadow, MA 01028 * FAX 413/525-6405 * TEL. 413/525-2332

Project Location: 34-36 Cape Avenue, Ellenville, NY Sample Description: Work Order: 23E2466

Date Received: 5/17/2023

Field Sample #: EPA-10 Sampled: 5/17/2023 10:00

Sample ID: 23E2466-03

Sample Matrix: Ground Water

Conventional Chemistry Parameters by EPA/APHA/SW-846 Methods (Total)

Analyte	Results	RL	Units	Dilution	Flag/Qual	Method	Date Prepared	Date/Time Analyzed	Analyst
Total Suspended Solids	430	10	mg/L	1		Draft Method 1633	5/19/23	5/19/23 13:47	LL

con-test® A Pace Analytical® Laboratory

39 Spruce Street * East Longmeadow, MA 01028 * FAX 413/525-6405 * TEL. 413/525-2332

Project Location: 34-36 Cape Avenue, Ellenville, NY Sample Description: Work Order: 23E2466

Date Received: 5/17/2023

Field Sample #: EPA-10B Sampled: 5/17/2023 11:20

Sample ID: 23E2466-04

Sample Matrix: Ground Water

Semivolatile Organic Compounds by - LC/MS-MS

Analyte	Results	RL	DL	Units	Dilution	Flag/Qual	Method	Date Prepared	Date/Time Analyzed	Analyst
Perfluorobutanoic acid (PFBA)	ND	20	7.2	ng/L	1	UJ	Draft Method 1633	5/23/23	5/24/23 14:30	AMS
Perfluoropentanoic acid (PFPeA)	ND	9.9	1.7	ng/L	1	UJ	Draft Method 1633	5/23/23	5/24/23 14:30	AMS
Perfluorohexanoic acid (PFHxA)	ND	5.0	1.1	ng/L	1	UJ	Draft Method 1633	5/23/23	5/24/23 14:30	AMS
Perfluoroheptanoic acid (PFHpA)	ND	5.0	1.3	ng/L	1	UJ	Draft Method 1633	5/23/23	5/24/23 14:30	AMS
Perfluorooctanoic acid (PFOA)	5.0 U ~~1.1~~	5.0	1.1	ng/L	1	~~J~~ UJ	Draft Method 1633	5/23/23	5/24/23 14:30	AMS
Perfluorononanoic acid (PFNA)	ND	5.0	0.95	ng/L	1	UJ	Draft Method 1633	5/23/23	5/24/23 14:30	AMS
Perfluorodecanoic acid (PFDA)	ND	5.0	0.92	ng/L	1		Draft Method 1633	5/23/23	5/24/23 14:30	AMS
Perfluoroundecanoic acid (PFUnA)	ND	5.0	1.4	ng/L	1		Draft Method 1633	5/23/23	5/24/23 14:30	AMS
Perfluorododecanoic acid (PFDoA)	ND	5.0	1.3	ng/L	1		Draft Method 1633	5/23/23	5/24/23 14:30	AMS
Perfluorotridecanoic acid (PFTrDA)	ND	5.0	1.3	ng/L	1		Draft Method 1633	5/23/23	5/24/23 14:30	AMS
Perfluorotetradecanoic acid (PFTeDA)	ND	5.0	1.2	ng/L	1		Draft Method 1633	5/23/23	5/24/23 14:30	AMS
Perfluorobutanesulfonic acid (PFBS)	ND	5.0	1.3	ng/L	1		Draft Method 1633	5/23/23	5/24/23 14:30	AMS
Perfluoropetanesulfonic acid (PFPeS)	ND	5.0	1.2	ng/L	1		Draft Method 1633	5/23/23	5/24/23 14:30	AMS
Perfluorohexanesulfonic acid (PFHxS)	ND	5.0	1.0	ng/L	1		Draft Method 1633	5/23/23	5/24/23 14:30	AMS
Perfluoroheptanesulfonic acid (PFHpS)	ND	5.0	1.5	ng/L	1		Draft Method 1633	5/23/23	5/24/23 14:30	AMS
Perfluorooctanesulfonic acid (PFOS)	ND	5.0	1.6	ng/L	1		Draft Method 1633	5/23/23	5/24/23 14:30	AMS
Perfluorononanesulfonic acid (PFNS)	ND	5.0	1.5	ng/L	1		Draft Method 1633	5/23/23	5/24/23 14:30	AMS
Perfluorodecanesulfonic acid (PFDS)	ND	5.0	1.6	ng/L	1		Draft Method 1633	5/23/23	5/24/23 14:30	AMS
Perfluorododecanesulfonic acid (PFDoS)	ND	5.0	1.3	ng/L	1		Draft Method 1633	5/23/23	5/24/23 14:30	AMS
1H,1H,2H,2H-Perfluorohexane sulfonic acid (4:2FTS)	ND	20	3.5	ng/L	1		Draft Method 1633	5/23/23	5/24/23 14:30	AMS
1H,1H,2H,2H-Perfluorooctane sulfonic acid (6:2FTS)	ND	20	4.9	ng/L	1		Draft Method 1633	5/23/23	5/24/23 14:30	AMS
1H,1H,2H,2H-Perfluorodecane sulfonic acid (8:2FTS)	ND	20	5.4	ng/L	1		Draft Method 1633	5/23/23	5/24/23 14:30	AMS
Perfluorooctanesulfonamide (PFOSA)	ND	5.0	1.5	ng/L	1		Draft Method 1633	5/23/23	5/24/23 14:30	AMS
N-methyl perfluoroocatnesulfonamide (NMeFOSA)	ND	5.0	2.1	ng/L	1		Draft Method 1633	5/23/23	5/24/23 14:30	AMS
N-ethyl perfluorooctanesulfonamide (NEtFOSA)	ND	5.0	1.5	ng/L	1		Draft Method 1633	5/23/23	5/24/23 14:30	AMS
N-MeFOSAA (NMeFOSAA)	ND	5.0	2.2	ng/L	1		Draft Method 1633	5/23/23	5/24/23 14:30	AMS
N-EtFOSAA (NEtFOSAA)	ND	5.0	1.1	ng/L	1		Draft Method 1633	5/23/23	5/24/23 14:30	AMS
N-methylperfluorooctanesulfonamidoethanol(NMeFOSE)	ND	50	13	ng/L	1		Draft Method 1633	5/23/23	5/24/23 14:30	AMS
N-ethylperfluorooctanesulfonamidoethanol (NEtFOSE)	ND	50	12	ng/L	1		Draft Method 1633	5/23/23	5/24/23 14:30	AMS
Hexafluoropropylene oxide dimer acid (HFPO-DA)	ND	20	5.2	ng/L	1		Draft Method 1633	5/23/23	5/24/23 14:30	AMS
4,8-Dioxa-3H-perfluorononanoic acid (ADONA)	ND	20	3.4	ng/L	1		Draft Method 1633	5/23/23	5/24/23 14:30	AMS
9Cl-PF3ONS (F53B Minor)	ND	20	4.2	ng/L	1		Draft Method 1633	5/23/23	5/24/23 14:30	AMS
11Cl-PF3OUdS (F53B Major)	ND	20	4.8	ng/L	1		Draft Method 1633	5/23/23	5/24/23 14:30	AMS
3-Perfluoropropyl propanoic acid (FPrPA) (3:3FTCA)	ND	50	8.9	ng/L	1		Draft Method 1633	5/23/23	5/24/23 14:30	AMS
2H,2H,3H,3H-Perfluorooctanoic acid(FPePA)(5:3FTCA)	ND	250	51	ng/L	1		Draft Method 1633	5/23/23	5/24/23 14:30	AMS
3-Perfluoroheptyl propanoic acid (FHpPA) (7:3FTCA)	ND	250	44	ng/L	1		Draft Method 1633	5/23/23	5/24/23 14:30	AMS
Perfluoro(2-ethoxyethane)sulfonic acid (PFEESA)	ND	9.9	2.4	ng/L	1		Draft Method 1633	5/23/23	5/24/23 14:30	AMS
Perfluoro-3-methoxypropanoic acid (PFMPA)	ND	9.9	2.5	ng/L	1		Draft Method 1633	5/23/23	5/24/23 14:30	AMS

con-test® A Pace Analytical® Laboratory
39 Spruce Street * East Longmeadow, MA 01028 * FAX 413/525-6405 * TEL. 413/525-2332

Project Location: 34-36 Cape Avenue, Ellenville, NY Sample Description: Work Order: 23E2466

Date Received: 5/17/2023

Field Sample #: EPA-10B Sampled: 5/17/2023 11:20

Sample ID: 23E2466-04

Sample Matrix: Ground Water

Semivolatile Organic Compounds by - LC/MS-MS

Analyte	Results	RL	DL	Units	Dilution	Flag/Qual	Method	Date Prepared	Date/Time Analyzed	Analyst
Perfluoro-4-methoxybutanoic acid (PFMBA)	ND	9.9	2.0	ng/L	1	UJ	Draft Method 1633	5/23/23	5/24/23 14:30	AMS
Nonafluoro-3,6-dioxaheptanoic acid (NFDHA)	ND	9.9	4.3	ng/L	1	UJ	Draft Method 1633	5/23/23	5/24/23 14:30	AMS

Surrogates	% Recovery	Recovery Limits	Flag/Qual	
13C4-PFBA	77.2	20-150		5/24/23 14:30
13C5-PFPeA	75.3	20-150		5/24/23 14:30
13C5-PFHxA	82.8	20-150		5/24/23 14:30
13C4-PFHpA	84.1	20-150		5/24/23 14:30
13C8-PFOA	90.3	20-150		5/24/23 14:30
13C9-PFNA	75.5	20-150		5/24/23 14:30
13C6-PFDA	79.1	20-150		5/24/23 14:30
13C7-PFUnA	81.0	20-150		5/24/23 14:30
13C2-PFDoA	77.2	20-150		5/24/23 14:30
13C2-PFTeDA	74.8	20-150		5/24/23 14:30
13C3-PFBS	97.3	20-150		5/24/23 14:30
13C3-PFHxS	80.8	20-150		5/24/23 14:30
13C8-PFOS	78.3	20-150		5/24/23 14:30
13C2-4:2FTS	87.4	20-150		5/24/23 14:30
13C2-6:2FTS	90.2	20-150		5/24/23 14:30
13C2-8:2FTS	84.9	20-150		5/24/23 14:30
13C8-PFOSA	82.8	20-150		5/24/23 14:30
D3-NMeFOSA	50.9	20-150		5/24/23 14:30
D5-NEtFOSA	52.2	20-150		5/24/23 14:30
D3-NMeFOSAA	95.3	20-150		5/24/23 14:30
D5-NEtFOSAA	93.8	20-150		5/24/23 14:30
D7-NMeFOSE	76.3	20-150		5/24/23 14:30
D9-NEtFOSE	75.3	20-150		5/24/23 14:30
13C3-HFPO-DA	77.9	20-150		5/24/23 14:30

39 Spruce Street * East Longmeadow, MA 01028 * FAX 413/525-6405 * TEL. 413/525-2332

Project Location: 34-36 Cape Avenue, Ellenville, NY Sample Description: Work Order: 23E2466

Date Received: 5/17/2023

Field Sample #: EPA-10B Sampled: 5/17/2023 11:20

Sample ID: 23E2466-04

Sample Matrix: Ground Water

Conventional Chemistry Parameters by EPA/APHA/SW-846 Methods (Total)

Analyte	Results	RL		Units	Dilution	Flag/Qual	Method	Date Prepared	Date/Time Analyzed	Analyst
Total Suspended Solids	120	10	J	mg/L	1		Draft Method 1633	5/19/23	5/19/23 13:47	LL

con-test® A Pace Analytical® Laboratory

39 Spruce Street * East Longmeadow, MA 01028 * FAX 413/525-6405 * TEL. 413/525-2332

Project Location: 34-36 Cape Avenue, Ellenville, NY Sample Description: Work Order: 23E2466

Date Received: 5/17/2023

Field Sample #: DUP-01 Sampled: 5/17/2023 12:00

Sample ID: 23E2466-05

Sample Matrix: Ground Water

Semivolatile Organic Compounds by - LC/MS-MS

Analyte	Results	RL	DL	Units	Dilution	Flag/Qual	Method	Date Prepared	Date/Time Analyzed	Analyst
Perfluorobutanoic acid (PFBA)	ND	21	7.5	ng/L	1	UJ	Draft Method 1633	5/23/23	5/24/23 14:45	AMS
Perfluoropentanoic acid (PFPeA)	ND	10	1.8	ng/L	1	UJ	Draft Method 1633	5/23/23	5/24/23 14:45	AMS
Perfluorohexanoic acid (PFHxA)	ND	5.1	1.1	ng/L	1	UJ	Draft Method 1633	5/23/23	5/24/23 14:45	AMS
Perfluoroheptanoic acid (PFHpA)	ND	5.1	1.3	ng/L	1	UJ	Draft Method 1633	5/23/23	5/24/23 14:45	AMS
Perfluorooctanoic acid (PFOA)	5.1 U ~~1.6~~	5.1	1.2	ng/L	1	~~J~~ UJ	Draft Method 1633	5/23/23	5/24/23 14:45	AMS
Perfluorononanoic acid (PFNA)	ND	5.1	0.98	ng/L	1	UJ	Draft Method 1633	5/23/23	5/24/23 14:45	AMS
Perfluorodecanoic acid (PFDA)	ND	5.1	0.95	ng/L	1	UJ	Draft Method 1633	5/23/23	5/24/23 14:45	AMS
Perfluoroundecanoic acid (PFUnA)	ND	5.1	1.4	ng/L	1	UJ	Draft Method 1633	5/23/23	5/24/23 14:45	AMS
Perfluorododecanoic acid (PFDoA)	ND	5.1	1.3	ng/L	1	UJ	Draft Method 1633	5/23/23	5/24/23 14:45	AMS
Perfluorotridecanoic acid (PFTrDA)	ND	5.1	1.4	ng/L	1	UJ	Draft Method 1633	5/23/23	5/24/23 14:45	AMS
Perfluorotetradecanoic acid (PFTeDA)	ND	5.1	1.3	ng/L	1	UJ	Draft Method 1633	5/23/23	5/24/23 14:45	AMS
Perfluorobutanesulfonic acid (PFBS)	ND	5.1	1.3	ng/L	1	UJ	Draft Method 1633	5/23/23	5/24/23 14:45	AMS
Perfluoropetanesulfonic acid (PFPeS)	ND	5.1	1.2	ng/L	1	UJ	Draft Method 1633	5/23/23	5/24/23 14:45	AMS
Perfluorohexanesulfonic acid (PFHxS)	5.1 U ~~1.7~~	5.1	1.1	ng/L	1	~~J~~ UJ	Draft Method 1633	5/23/23	5/24/23 14:45	AMS
Perfluoroheptanesulfonic acid (PFHpS)	ND	5.1	1.6	ng/L	1	UJ	Draft Method 1633	5/23/23	5/24/23 14:45	AMS
Perfluorooctanesulfonic acid (PFOS)	ND	5.1	1.6	ng/L	1		Draft Method 1633	5/23/23	5/24/23 14:45	AMS
Perfluorononanesulfonic acid (PFNS)	ND	5.1	1.5	ng/L	1		Draft Method 1633	5/23/23	5/24/23 14:45	AMS
Perfluorodecanesulfonic acid (PFDS)	ND	5.1	1.6	ng/L	1		Draft Method 1633	5/23/23	5/24/23 14:45	AMS
Perfluorododecanesulfonic acid (PFDoS)	ND	5.1	1.4	ng/L	1		Draft Method 1633	5/23/23	5/24/23 14:45	AMS
1H,1H,2H,2H-Perfluorohexane sulfonic acid (4:2FTS)	ND	21	3.6	ng/L	1		Draft Method 1633	5/23/23	5/24/23 14:45	AMS
1H,1H,2H,2H-Perfluorooctane sulfonic acid (6:2FTS)	ND	21	5.1	ng/L	1		Draft Method 1633	5/23/23	5/24/23 14:45	AMS
1H,1H,2H,2H-Perfluorodecane sulfonic acid (8:2FTS)	ND	21	5.6	ng/L	1		Draft Method 1633	5/23/23	5/24/23 14:45	AMS
Perfluorooctanesulfonamide (PFOSA)	ND	5.1	1.6	ng/L	1		Draft Method 1633	5/23/23	5/24/23 14:45	AMS
N-methyl perfluoroocatnesulfonamide (NMeFOSA)	ND	5.1	2.1	ng/L	1		Draft Method 1633	5/23/23	5/24/23 14:45	AMS
N-ethyl perfluorooctanesulfonamide (NEtFOSA)	ND	5.1	1.6	ng/L	1		Draft Method 1633	5/23/23	5/24/23 14:45	AMS
N-MeFOSAA (NMeFOSAA)	ND	5.1	2.3	ng/L	1		Draft Method 1633	5/23/23	5/24/23 14:45	AMS
N-EtFOSAA (NEtFOSAA)	ND	5.1	1.1	ng/L	1		Draft Method 1633	5/23/23	5/24/23 14:45	AMS
N-methylperfluorooctanesulfonamidoethanol(NMeFOSE)	ND	51	14	ng/L	1		Draft Method 1633	5/23/23	5/24/23 14:45	AMS
N-ethylperfluorooctanesulfonamidoethanol (NEtFOSE)	ND	51	13	ng/L	1		Draft Method 1633	5/23/23	5/24/23 14:45	AMS
Hexafluoropropylene oxide dimer acid (HFPO-DA)	ND	21	5.4	ng/L	1		Draft Method 1633	5/23/23	5/24/23 14:45	AMS
4,8-Dioxa-3H-perfluorononanoic acid (ADONA)	ND	21	3.5	ng/L	1		Draft Method 1633	5/23/23	5/24/23 14:45	AMS
9Cl-PF3ONS (F53B Minor)	ND	21	4.4	ng/L	1		Draft Method 1633	5/23/23	5/24/23 14:45	AMS
11Cl-PF3OUdS (F53B Major)	ND	21	5.0	ng/L	1		Draft Method 1633	5/23/23	5/24/23 14:45	AMS
3-Perfluoropropyl propanoic acid (FPrPA) (3:3FTCA)	ND	51	9.3	ng/L	1		Draft Method 1633	5/23/23	5/24/23 14:45	AMS
2H,2H,3H,3H-Perfluorooctanoic acid(FPePA)(5:3FTCA)	ND	260	53	ng/L	1		Draft Method 1633	5/23/23	5/24/23 14:45	AMS
3-Perfluoroheptyl propanoic acid (FHpPA) (7:3FTCA)	ND	260	45	ng/L	1		Draft Method 1633	5/23/23	5/24/23 14:45	AMS
Perfluoro(2-ethoxyethane)sulfonic acid (PFEESA)	ND	10	2.5	ng/L	1		Draft Method 1633	5/23/23	5/24/23 14:45	AMS
Perfluoro-3-methoxypropanoic acid (PFMPA)	ND	10	2.6	ng/L	1		Draft Method 1633	5/23/23	5/24/23 14:45	AMS

con-test® A Pace Analytical® Laboratory
39 Spruce Street * East Longmeadow, MA 01028 * FAX 413/525-6405 * TEL. 413/525-2332

Project Location: 34-36 Cape Avenue, Ellenville, NY Sample Description: Work Order: 23E2466

Date Received: 5/17/2023

Field Sample #: DUP-01 Sampled: 5/17/2023 12:00

Sample ID: 23E2466-05

Sample Matrix: Ground Water

Semivolatile Organic Compounds by - LC/MS-MS

Analyte	Results	RL	DL	Units	Dilution	Flag/Qual	Method	Date Prepared	Date/Time Analyzed	Analyst
Perfluoro-4-methoxybutanoic acid (PFMBA)	ND	10	2.1	ng/L	1	UJ	Draft Method 1633	5/23/23	5/24/23 14:45	AMS
Nonafluoro-3,6-dioxaheptanoic acid (NFDHA)	ND	10	4.5	ng/L	1	UJ	Draft Method 1633	5/23/23	5/24/23 14:45	AMS

Surrogates	% Recovery	Recovery Limits	Flag/Qual	
13C4-PFBA	72.6	20-150		5/24/23 14:45
13C5-PFPeA	85.3	20-150		5/24/23 14:45
13C5-PFHxA	89.4	20-150		5/24/23 14:45
13C4-PFHpA	94.5	20-150		5/24/23 14:45
13C8-PFOA	104	20-150		5/24/23 14:45
13C9-PFNA	87.4	20-150		5/24/23 14:45
13C6-PFDA	91.2	20-150		5/24/23 14:45
13C7-PFUnA	93.6	20-150		5/24/23 14:45
13C2-PFDoA	90.8	20-150		5/24/23 14:45
13C2-PFTeDA	87.1	20-150		5/24/23 14:45
13C3-PFBS	105	20-150		5/24/23 14:45
13C3-PFHxS	90.5	20-150		5/24/23 14:45
13C8-PFOS	89.9	20-150		5/24/23 14:45
13C2-4:2FTS	88.5	20-150		5/24/23 14:45
13C2-6:2FTS	95.0	20-150		5/24/23 14:45
13C2-8:2FTS	96.8	20-150		5/24/23 14:45
13C8-PFOSA	94.8	20-150		5/24/23 14:45
D3-NMeFOSA	60.3	20-150		5/24/23 14:45
D5-NEtFOSA	60.7	20-150		5/24/23 14:45
D3-NMeFOSAA	112	20-150		5/24/23 14:45
D5-NEtFOSAA	110	20-150		5/24/23 14:45
D7-NMeFOSE	92.7	20-150		5/24/23 14:45
D9-NEtFOSE	89.8	20-150		5/24/23 14:45
13C3-HFPO-DA	87.4	20-150		5/24/23 14:45

39 Spruce Street * East Longmeadow, MA 01028 * FAX 413/525-6405 * TEL. 413/525-2332

Project Location: 34-36 Cape Avenue, Ellenville, NY Sample Description: Work Order: 23E2466

Date Received: 5/17/2023

Field Sample #: DUP-01 Sampled: 5/17/2023 12:00

Sample ID: 23E2466-05

Sample Matrix: Ground Water

Conventional Chemistry Parameters by EPA/APHA/SW-846 Methods (Total)

Analyte	Results	RL		Units	Dilution	Flag/Qual	Method	Date Prepared	Date/Time Analyzed	Analyst
Total Suspended Solids	200	10	J	mg/L	1		Draft Method 1633	5/19/23	5/19/23 13:47	LL

con-test® A Pace Analytical® Laboratory

39 Spruce Street * East Longmeadow, MA 01028 * FAX 413/525-6405 * TEL. 413/525-2332

Project Location: 34-36 Cape Avenue, Ellenville, NY Sample Description: Work Order: 23E2466

Date Received: 5/17/2023

Field Sample #: EPA-09 Sampled: 5/17/2023 11:05

Sample ID: 23E2466-06

Sample Matrix: Ground Water

Semivolatile Organic Compounds by - LC/MS-MS

Analyte	Results	RL	DL	Units	Dilution	Flag/Qual	Method	Date Prepared	Date/Time Analyzed	Analyst
Perfluorobutanoic acid (PFBA)	ND	80	29	ng/L	1	UJ	Draft Method 1633	5/23/23	5/24/23 15:03	AMS
Perfluoropentanoic acid (PFPeA)	ND	40	6.9	ng/L	1	UJ	Draft Method 1633	5/23/23	5/24/23 15:03	AMS
Perfluorohexanoic acid (PFHxA)	ND	20	4.3	ng/L	1	UJ	Draft Method 1633	5/23/23	5/24/23 15:03	AMS
Perfluoroheptanoic acid (PFHpA)	ND	20	5.1	ng/L	1	UJ	Draft Method 1633	5/23/23	5/24/23 15:03	AMS
Perfluorooctanoic acid (PFOA)	20 U ~~7.7~~	20	4.5	ng/L	1	~~J~~ UJ	Draft Method 1633	5/23/23	5/24/23 15:03	AMS
Perfluorononanoic acid (PFNA)	ND	20	3.8	ng/L	1	UJ	Draft Method 1633	5/23/23	5/24/23 15:03	AMS
Perfluorodecanoic acid (PFDA)	ND	20	3.7	ng/L	1	UJ	Draft Method 1633	5/23/23	5/24/23 15:03	AMS
Perfluoroundecanoic acid (PFUnA)	ND	20	5.5	ng/L	1	UJ	Draft Method 1633	5/23/23	5/24/23 15:03	AMS
Perfluorododecanoic acid (PFDoA)	ND	20	5.2	ng/L	1	UJ	Draft Method 1633	5/23/23	5/24/23 15:03	AMS
Perfluorotridecanoic acid (PFTrDA)	ND	20	5.4	ng/L	1	UJ	Draft Method 1633	5/23/23	5/24/23 15:03	AMS
Perfluorotetradecanoic acid (PFTeDA)	ND	20	5.0	ng/L	1	UJ	Draft Method 1633	5/23/23	5/24/23 15:03	AMS
Perfluorobutanesulfonic acid (PFBS)	ND	20	5.2	ng/L	1	UJ	Draft Method 1633	5/23/23	5/24/23 15:03	AMS
Perfluoropetanesulfonic acid (PFPeS)	ND	20	4.8	ng/L	1	UJ	Draft Method 1633	5/23/23	5/24/23 15:03	AMS
Perfluorohexanesulfonic acid (PFHxS)	20 U ~~4.3~~	20	4.1	ng/L	1	~~J~~ UJ	Draft Method 1633	5/23/23	5/24/23 15:03	AMS
Perfluoroheptanesulfonic acid (PFHpS)	ND	20	6.1	ng/L	1	UJ	Draft Method 1633	5/23/23	5/24/23 15:03	AMS
Perfluorooctanesulfonic acid (PFOS)	15	20	6.4	ng/L	1	~~J~~ J	Draft Method 1633	5/23/23	5/24/23 15:03	AMS
Perfluorononanesulfonic acid (PFNS)	ND	20	5.9	ng/L	1	UJ	Draft Method 1633	5/23/23	5/24/23 15:03	AMS
Perfluorodecanesulfonic acid (PFDS)	ND	20	6.3	ng/L	1		Draft Method 1633	5/23/23	5/24/23 15:03	AMS
Perfluorododecanesulfonic acid (PFDoS)	ND	20	5.3	ng/L	1		Draft Method 1633	5/23/23	5/24/23 15:03	AMS
1H,1H,2H,2H-Perfluorohexane sulfonic acid (4:2FTS)	ND	80	14	ng/L	1		Draft Method 1633	5/23/23	5/24/23 15:03	AMS
1H,1H,2H,2H-Perfluorooctane sulfonic acid (6:2FTS)	ND	80	20	ng/L	1		Draft Method 1633	5/23/23	5/24/23 15:03	AMS
1H,1H,2H,2H-Perfluorodecane sulfonic acid (8:2FTS)	ND	80	22	ng/L	1		Draft Method 1633	5/23/23	5/24/23 15:03	AMS
Perfluorooctanesulfonamide (PFOSA)	ND	20	6.1	ng/L	1		Draft Method 1633	5/23/23	5/24/23 15:03	AMS
N-methyl perfluoroocatnesulfonamide (NMeFOSA)	ND	20	8.3	ng/L	1		Draft Method 1633	5/23/23	5/24/23 15:03	AMS
N-ethyl perfluorooctanesulfonamide (NEtFOSA)	ND	20	6.2	ng/L	1		Draft Method 1633	5/23/23	5/24/23 15:03	AMS
N-MeFOSAA (NMeFOSAA)	ND	20	8.8	ng/L	1		Draft Method 1633	5/23/23	5/24/23 15:03	AMS
N-EtFOSAA (NEtFOSAA)	ND	20	4.4	ng/L	1		Draft Method 1633	5/23/23	5/24/23 15:03	AMS
N-methylperfluorooctanesulfonamidoethanol(NMeFOSE)	ND	200	53	ng/L	1		Draft Method 1633	5/23/23	5/24/23 15:03	AMS
N-ethylperfluorooctanesulfonamidoethanol (NEtFOSE)	ND	200	49	ng/L	1		Draft Method 1633	5/23/23	5/24/23 15:03	AMS
Hexafluoropropylene oxide dimer acid (HFPO-DA)	ND	80	21	ng/L	1		Draft Method 1633	5/23/23	5/24/23 15:03	AMS
4,8-Dioxa-3H-perfluorononanoic acid (ADONA)	ND	80	14	ng/L	1		Draft Method 1633	5/23/23	5/24/23 15:03	AMS
9Cl-PF3ONS (F53B Minor)	ND	80	17	ng/L	1		Draft Method 1633	5/23/23	5/24/23 15:03	AMS
11Cl-PF3OUdS (F53B Major)	ND	80	19	ng/L	1		Draft Method 1633	5/23/23	5/24/23 15:03	AMS
3-Perfluoropropyl propanoic acid (FPrPA) (3:3FTCA)	ND	200	36	ng/L	1		Draft Method 1633	5/23/23	5/24/23 15:03	AMS
2H,2H,3H,3H-Perfluorooctanoic acid(FPePA)(5:3FTCA)	ND	1000	200	ng/L	1		Draft Method 1633	5/23/23	5/24/23 15:03	AMS
3-Perfluoroheptyl propanoic acid (FHpPA) (7:3FTCA)	ND	1000	180	ng/L	1		Draft Method 1633	5/23/23	5/24/23 15:03	AMS
Perfluoro(2-ethoxyethane)sulfonic acid (PFEESA)	ND	40	9.8	ng/L	1		Draft Method 1633	5/23/23	5/24/23 15:03	AMS
Perfluoro-3-methoxypropanoic acid (PFMPA)	ND	40	10	ng/L	1		Draft Method 1633	5/23/23	5/24/23 15:03	AMS

con-test® A Pace Analytical® Laboratory
39 Spruce Street * East Longmeadow, MA 01028 * FAX 413/525-6405 * TEL. 413/525-2332

Project Location: 34-36 Cape Avenue, Ellenville, NY Sample Description: Work Order: 23E2466

Date Received: 5/17/2023

Field Sample #: EPA-09 Sampled: 5/17/2023 11:05

Sample ID: 23E2466-06

Sample Matrix: Ground Water

Semivolatile Organic Compounds by - LC/MS-MS

Analyte	Results	RL	DL	Units	Dilution	Flag/Qual	Method	Date Prepared	Date/Time Analyzed	Analyst
Perfluoro-4-methoxybutanoic acid (PFMBA)	ND	40	8.0	ng/L	1	UJ	Draft Method 1633	5/23/23	5/24/23 15:03	AMS
Nonafluoro-3,6-dioxaheptanoic acid (NFDHA)	ND	40	17	ng/L	1	UJ	Draft Method 1633	5/23/23	5/24/23 15:03	AMS

Surrogates	% Recovery	Recovery Limits	Flag/Qual	
13C4-PFBA	85.7	20-150		5/24/23 15:03
13C5-PFPeA	74.0	20-150		5/24/23 15:03
13C5-PFHxA	80.1	20-150		5/24/23 15:03
13C4-PFHpA	82.1	20-150		5/24/23 15:03
13C8-PFOA	89.9	20-150		5/24/23 15:03
13C9-PFNA	77.4	20-150		5/24/23 15:03
13C6-PFDA	78.4	20-150		5/24/23 15:03
13C7-PFUnA	80.5	20-150		5/24/23 15:03
13C2-PFDoA	76.2	20-150		5/24/23 15:03
13C2-PFTeDA	72.2	20-150		5/24/23 15:03
13C3-PFBS	95.1	20-150		5/24/23 15:03
13C3-PFHxS	80.4	20-150		5/24/23 15:03
13C8-PFOS	75.3	20-150		5/24/23 15:03
13C2-4:2FTS	82.7	20-150		5/24/23 15:03
13C2-6:2FTS	88.1	20-150		5/24/23 15:03
13C2-8:2FTS	85.1	20-150		5/24/23 15:03
13C8-PFOSA	80.0	20-150		5/24/23 15:03
D3-NMeFOSA	53.9	20-150		5/24/23 15:03
D5-NEtFOSA	55.7	20-150		5/24/23 15:03
D3-NMeFOSAA	94.3	20-150		5/24/23 15:03
D5-NEtFOSAA	91.7	20-150		5/24/23 15:03
D7-NMeFOSE	78.2	20-150		5/24/23 15:03
D9-NEtFOSE	76.5	20-150		5/24/23 15:03
13C3-HFPO-DA	74.8	20-150		5/24/23 15:03

39 Spruce Street * East Longmeadow, MA 01028 * FAX 413/525-6405 * TEL. 413/525-2332

Project Location: 34-36 Cape Avenue, Ellenville, NY Sample Description: Work Order: 23E2466

Date Received: 5/17/2023

Field Sample #: EPA-09 Sampled: 5/17/2023 11:05

Sample ID: 23E2466-06

Sample Matrix: Ground Water

Conventional Chemistry Parameters by EPA/APHA/SW-846 Methods (Total)

Analyte	Results	RL	Units	Dilution	Flag/Qual	Method	Date Prepared	Date/Time Analyzed	Analyst
Total Suspended Solids	1700	10	mg/L	1		Draft Method 1633	5/19/23	5/19/23 13:47	LL

con-test® A Pace Analytical® Laboratory
39 Spruce Street * East Longmeadow, MA 01028 * FAX 413/525-6405 * TEL. 413/525-2332

Project Location: 34-36 Cape Avenue, Ellenville, NY Sample Description: Work Order: 23E2466

Date Received: 5/17/2023

Field Sample #: EPA-08 Sampled: 5/17/2023 11:45

Sample ID: 23E2466-07

Sample Matrix: Ground Water

Semivolatile Organic Compounds by - LC/MS-MS

Analyte	Results	RL	DL	Units	Dilution	Flag/Qual	Method	Date Prepared	Date/Time Analyzed	Analyst
Perfluorobutanoic acid (PFBA)	4.0	3.8	1.4	ng/L	1		Draft Method 1633	5/27/23	5/30/23 18:32	JR2
Perfluoropentanoic acid (PFPeA)	3.8	1.9	0.33	ng/L	1		Draft Method 1633	5/27/23	5/30/23 18:32	JR2
Perfluorohexanoic acid (PFHxA)	1.8	0.96	0.21	ng/L	1		Draft Method 1633	5/27/23	5/30/23 18:32	JR2
Perfluoroheptanoic acid (PFHpA)	1.3	0.96	0.24	ng/L	1		Draft Method 1633	5/27/23	5/30/23 18:32	JR2
Perfluorooctanoic acid (PFOA)	2.6	0.96	0.22	ng/L	1		Draft Method 1633	5/27/23	5/30/23 18:32	JR2
Perfluorononanoic acid (PFNA)	0.96 U ~~0.63~~	0.96	0.18	ng/L	1	~~J~~	Draft Method 1633	5/27/23	5/30/23 18:32	JR2
Perfluorodecanoic acid (PFDA)	0.95	0.96	0.18	ng/L	1	J	Draft Method 1633	5/27/23	5/30/23 18:32	JR2
Perfluoroundecanoic acid (PFUnA)	ND	0.96	0.26	ng/L	1		Draft Method 1633	5/27/23	5/30/23 18:32	JR2
Perfluorododecanoic acid (PFDoA)	ND	0.96	0.25	ng/L	1		Draft Method 1633	5/27/23	5/30/23 18:32	JR2
Perfluorotridecanoic acid (PFTrDA)	ND	0.96	0.26	ng/L	1		Draft Method 1633	5/27/23	5/30/23 18:32	JR2
Perfluorotetradecanoic acid (PFTeDA)	ND	0.96	0.24	ng/L	1		Draft Method 1633	5/27/23	5/30/23 18:32	JR2
Perfluorobutanesulfonic acid (PFBS)	0.96 U ~~0.42~~	0.96	0.25	ng/L	1	~~J~~	Draft Method 1633	5/27/23	5/30/23 18:32	JR2
Perfluoropetanesulfonic acid (PFPeS)	ND	0.96	0.23	ng/L	1		Draft Method 1633	5/27/23	5/30/23 18:32	JR2
Perfluorohexanesulfonic acid (PFHxS)	ND	0.96	0.20	ng/L	1		Draft Method 1633	5/27/23	5/30/23 18:32	JR2
Perfluoroheptanesulfonic acid (PFHpS)	ND	0.96	0.29	ng/L	1		Draft Method 1633	5/27/23	5/30/23 18:32	JR2
Perfluorooctanesulfonic acid (PFOS)	3.8	0.96	0.30	ng/L	1		Draft Method 1633	5/27/23	5/30/23 18:32	JR2
Perfluorononanesulfonic acid (PFNS)	ND	0.96	0.28	ng/L	1		Draft Method 1633	5/27/23	5/30/23 18:32	JR2
Perfluorodecanesulfonic acid (PFDS)	ND	0.96	0.30	ng/L	1		Draft Method 1633	5/27/23	5/30/23 18:32	JR2
Perfluorododecanesulfonic acid (PFDoS)	ND	0.96	0.25	ng/L	1		Draft Method 1633	5/27/23	5/30/23 18:32	JR2
1H,1H,2H,2H-Perfluorohexane sulfonic acid (4:2FTS)	ND	3.8	0.67	ng/L	1		Draft Method 1633	5/27/23	5/30/23 18:32	JR2
1H,1H,2H,2H-Perfluorooctane sulfonic acid (6:2FTS)	ND	3.8	0.94	ng/L	1		Draft Method 1633	5/27/23	5/30/23 18:32	JR2
1H,1H,2H,2H-Perfluorodecane sulfonic acid (8:2FTS)	ND	3.8	1.0	ng/L	1		Draft Method 1633	5/27/23	5/30/23 18:32	JR2
Perfluorooctanesulfonamide (PFOSA)	ND	0.96	0.29	ng/L	1		Draft Method 1633	5/27/23	5/30/23 18:32	JR2
N-methyl perfluoroocatnesulfonamide (NMeFOSA)	ND	0.96	0.40	ng/L	1		Draft Method 1633	5/27/23	5/30/23 18:32	JR2
N-ethyl perfluorooctanesulfonamide (NEtFOSA)	ND	0.96	0.29	ng/L	1		Draft Method 1633	5/27/23	5/30/23 18:32	JR2
N-MeFOSAA (NMeFOSAA)	ND	0.96	0.42	ng/L	1	UJ	Draft Method 1633	5/27/23	5/30/23 18:32	JR2
N-EtFOSAA (NEtFOSAA)	ND	0.96	0.21	ng/L	1	UJ	Draft Method 1633	5/27/23	5/30/23 18:32	JR2
N-methylperfluorooctanesulfonamidoethanol(NMeFOSE)	ND	9.6	2.5	ng/L	1	UJ	Draft Method 1633	5/27/23	5/30/23 18:32	JR2
N-ethylperfluorooctanesulfonamidoethanol (NEtFOSE)	ND	9.6	2.3	ng/L	1	UJ	Draft Method 1633	5/27/23	5/30/23 18:32	JR2
Hexafluoropropylene oxide dimer acid (HFPO-DA)	ND	3.8	1.0	ng/L	1		Draft Method 1633	5/27/23	5/30/23 18:32	JR2
4,8-Dioxa-3H-perfluorononanoic acid (ADONA)	ND	3.8	0.66	ng/L	1		Draft Method 1633	5/27/23	5/30/23 18:32	JR2
9Cl-PF3ONS (F53B Minor)	ND	3.8	0.82	ng/L	1		Draft Method 1633	5/27/23	5/30/23 18:32	JR2
11Cl-PF3OUdS (F53B Major)	ND	3.8	0.93	ng/L	1		Draft Method 1633	5/27/23	5/30/23 18:32	JR2
3-Perfluoropropyl propanoic acid (FPrPA) (3:3FTCA)	ND	9.6	1.7	ng/L	1		Draft Method 1633	5/27/23	5/30/23 18:32	JR2
2H,2H,3H,3H-Perfluorooctanoic acid(FPePA)(5:3FTCA)	ND	48	9.8	ng/L	1		Draft Method 1633	5/27/23	5/30/23 18:32	JR2
3-Perfluoroheptyl propanoic acid (FHpPA) (7:3FTCA)	ND	48	8.4	ng/L	1		Draft Method 1633	5/27/23	5/30/23 18:32	JR2
Perfluoro(2-ethoxyethane)sulfonic acid (PFEESA)	ND	1.9	0.47	ng/L	1		Draft Method 1633	5/27/23	5/30/23 18:32	JR2
Perfluoro-3-methoxypropanoic acid (PFMPA)	ND	1.9	0.48	ng/L	1		Draft Method 1633	5/27/23	5/30/23 18:32	JR2

con-test® A Pace Analytical® Laboratory
39 Spruce Street * East Longmeadow, MA 01028 * FAX 413/525-6405 * TEL. 413/525-2332

Project Location: 34-36 Cape Avenue, Ellenville, NY Sample Description: Work Order: 23E2466

Date Received: 5/17/2023

Field Sample #: EPA-08 Sampled: 5/17/2023 11:45

Sample ID: 23E2466-07

Sample Matrix: Ground Water

Semivolatile Organic Compounds by - LC/MS-MS

Analyte	Results	RL	DL	Units	Dilution	Flag/Qual	Method	Date Prepared	Date/Time Analyzed	Analyst
Perfluoro-4-methoxybutanoic acid (PFMBA)	ND	1.9	0.38	ng/L	1		Draft Method 1633	5/27/23	5/30/23 18:32	JR2
Nonafluoro-3,6-dioxaheptanoic acid (NFDHA)	ND	1.9	0.83	ng/L	1	UJ	Draft Method 1633	5/27/23	5/30/23 18:32	JR2

Surrogates	% Recovery	Recovery Limits	Flag/Qual	
13C4-PFBA	72.5	20-150		5/30/23 18:32
13C5-PFPeA	69.8	20-150		5/30/23 18:32
13C5-PFHxA	71.9	20-150		5/30/23 18:32
13C4-PFHpA	67.2	20-150		5/30/23 18:32
13C8-PFOA	70.0	20-150		5/30/23 18:32
13C9-PFNA	68.0	20-150		5/30/23 18:32
13C6-PFDA	70.1	20-150		5/30/23 18:32
13C7-PFUnA	70.4	20-150		5/30/23 18:32
13C2-PFDoA	67.1	20-150		5/30/23 18:32
13C2-PFTeDA	64.4	20-150		5/30/23 18:32
13C3-PFBS	80.3	20-150		5/30/23 18:32
13C3-PFHxS	70.6	20-150		5/30/23 18:32
13C8-PFOS	69.4	20-150		5/30/23 18:32
13C2-4:2FTS	100	20-150		5/30/23 18:32
13C2-6:2FTS	112	20-150		5/30/23 18:32
13C2-8:2FTS	82.3	20-150		5/30/23 18:32
13C8-PFOSA	66.0	20-150		5/30/23 18:32
D3-NMeFOSA	56.0	20-150		5/30/23 18:32
D5-NEtFOSA	57.4	20-150		5/30/23 18:32
D3-NMeFOSAA	65.4	20-150		5/30/23 18:32
D5-NEtFOSAA	65.2	20-150		5/30/23 18:32
D7-NMeFOSE	65.8	20-150		5/30/23 18:32
D9-NEtFOSE	61.5	20-150		5/30/23 18:32
13C3-HFPO-DA	67.2	20-150		5/30/23 18:32

39 Spruce Street * East Longmeadow, MA 01028 * FAX 413/525-6405 * TEL. 413/525-2332

Project Location: 34-36 Cape Avenue, Ellenville, NY Sample Description: Work Order: 23E2466

Date Received: 5/17/2023

Field Sample #: EPA-08 Sampled: 5/17/2023 11:45

Sample ID: 23E2466-07

Sample Matrix: Ground Water

Conventional Chemistry Parameters by EPA/APHA/SW-846 Methods (Total)

Analyte	Results	RL	Units	Dilution	Flag/Qual	Method	Date Prepared	Date/Time Analyzed	Analyst
Total Suspended Solids	12	10	mg/L	1		Draft Method 1633	5/19/23	5/19/23 13:47	LL

con-test® A Pace Analytical® Laboratory
39 Spruce Street * East Longmeadow, MA 01028 * FAX 413/525-6405 * TEL. 413/525-2332

Project Location: 34-36 Cape Avenue, Ellenville, NY Sample Description: Work Order: 23E2466

Date Received: 5/17/2023

Field Sample #: EPA-08B Sampled: 5/17/2023 11:20

Sample ID: 23E2466-08

Sample Matrix: Ground Water

Semivolatile Organic Compounds by - LC/MS-MS

Analyte	Results	RL	DL	Units	Dilution	Flag/Qual	Method	Date Prepared	Date/Time Analyzed	Analyst
Perfluorobutanoic acid (PFBA)	ND	20	7.3	ng/L	1	UJ	Draft Method 1633	5/23/23	5/24/23 16:05	AMS
Perfluoropentanoic acid (PFPeA)	ND	10	1.7	ng/L	1	UJ	Draft Method 1633	5/23/23	5/24/23 16:05	AMS
Perfluorohexanoic acid (PFHxA)	1.1	5.0	1.1	ng/L	1	~~J~~ J	Draft Method 1633	5/23/23	5/24/23 16:05	AMS
Perfluoroheptanoic acid (PFHpA)	ND	5.0	1.3	ng/L	1	UJ	Draft Method 1633	5/23/23	5/24/23 16:05	AMS
Perfluorooctanoic acid (PFOA)	5.0 U ~~1.2~~	5.0	1.1	ng/L	1	~~J~~ UJ	Draft Method 1633	5/23/23	5/24/23 16:05	AMS
Perfluorononanoic acid (PFNA)	ND	5.0	0.96	ng/L	1	UJ	Draft Method 1633	5/23/23	5/24/23 16:05	AMS
Perfluorodecanoic acid (PFDA)	ND	5.0	0.93	ng/L	1		Draft Method 1633	5/23/23	5/24/23 16:05	AMS
Perfluoroundecanoic acid (PFUnA)	ND	5.0	1.4	ng/L	1		Draft Method 1633	5/23/23	5/24/23 16:05	AMS
Perfluorododecanoic acid (PFDoA)	ND	5.0	1.3	ng/L	1		Draft Method 1633	5/23/23	5/24/23 16:05	AMS
Perfluorotridecanoic acid (PFTrDA)	ND	5.0	1.4	ng/L	1		Draft Method 1633	5/23/23	5/24/23 16:05	AMS
Perfluorotetradecanoic acid (PFTeDA)	ND	5.0	1.3	ng/L	1		Draft Method 1633	5/23/23	5/24/23 16:05	AMS
Perfluorobutanesulfonic acid (PFBS)	ND	5.0	1.3	ng/L	1		Draft Method 1633	5/23/23	5/24/23 16:05	AMS
Perfluoropetanesulfonic acid (PFPeS)	ND	5.0	1.2	ng/L	1		Draft Method 1633	5/23/23	5/24/23 16:05	AMS
Perfluorohexanesulfonic acid (PFHxS)	ND	5.0	1.0	ng/L	1		Draft Method 1633	5/23/23	5/24/23 16:05	AMS
Perfluoroheptanesulfonic acid (PFHpS)	ND	5.0	1.5	ng/L	1		Draft Method 1633	5/23/23	5/24/23 16:05	AMS
Perfluorooctanesulfonic acid (PFOS)	ND	5.0	1.6	ng/L	1		Draft Method 1633	5/23/23	5/24/23 16:05	AMS
Perfluorononanesulfonic acid (PFNS)	ND	5.0	1.5	ng/L	1		Draft Method 1633	5/23/23	5/24/23 16:05	AMS
Perfluorodecanesulfonic acid (PFDS)	ND	5.0	1.6	ng/L	1		Draft Method 1633	5/23/23	5/24/23 16:05	AMS
Perfluorododecanesulfonic acid (PFDoS)	ND	5.0	1.3	ng/L	1		Draft Method 1633	5/23/23	5/24/23 16:05	AMS
1H,1H,2H,2H-Perfluorohexane sulfonic acid (4:2FTS)	ND	20	3.5	ng/L	1		Draft Method 1633	5/23/23	5/24/23 16:05	AMS
1H,1H,2H,2H-Perfluorooctane sulfonic acid (6:2FTS)	ND	20	4.9	ng/L	1		Draft Method 1633	5/23/23	5/24/23 16:05	AMS
1H,1H,2H,2H-Perfluorodecane sulfonic acid (8:2FTS)	ND	20	5.4	ng/L	1		Draft Method 1633	5/23/23	5/24/23 16:05	AMS
Perfluorooctanesulfonamide (PFOSA)	1.7	5.0	1.5	ng/L	1	~~J~~ J	Draft Method 1633	5/23/23	5/24/23 16:05	AMS
N-methyl perfluoroocatnesulfonamide (NMeFOSA)	ND	5.0	2.1	ng/L	1	UJ	Draft Method 1633	5/23/23	5/24/23 16:05	AMS
N-ethyl perfluorooctanesulfonamide (NEtFOSA)	ND	5.0	1.5	ng/L	1		Draft Method 1633	5/23/23	5/24/23 16:05	AMS
N-MeFOSAA (NMeFOSAA)	ND	5.0	2.2	ng/L	1		Draft Method 1633	5/23/23	5/24/23 16:05	AMS
N-EtFOSAA (NEtFOSAA)	ND	5.0	1.1	ng/L	1		Draft Method 1633	5/23/23	5/24/23 16:05	AMS
N-methylperfluorooctanesulfonamidoethanol(NMeFOSE)	ND	50	13	ng/L	1		Draft Method 1633	5/23/23	5/24/23 16:05	AMS
N-ethylperfluorooctanesulfonamidoethanol (NEtFOSE)	ND	50	12	ng/L	1		Draft Method 1633	5/23/23	5/24/23 16:05	AMS
Hexafluoropropylene oxide dimer acid (HFPO-DA)	ND	20	5.2	ng/L	1		Draft Method 1633	5/23/23	5/24/23 16:05	AMS
4,8-Dioxa-3H-perfluorononanoic acid (ADONA)	ND	20	3.4	ng/L	1		Draft Method 1633	5/23/23	5/24/23 16:05	AMS
9Cl-PF3ONS (F53B Minor)	ND	20	4.3	ng/L	1		Draft Method 1633	5/23/23	5/24/23 16:05	AMS
11Cl-PF3OUdS (F53B Major)	ND	20	4.8	ng/L	1		Draft Method 1633	5/23/23	5/24/23 16:05	AMS
3-Perfluoropropyl propanoic acid (FPrPA) (3:3FTCA)	ND	50	9.0	ng/L	1		Draft Method 1633	5/23/23	5/24/23 16:05	AMS
2H,2H,3H,3H-Perfluorooctanoic acid(FPePA)(5:3FTCA)	ND	250	51	ng/L	1		Draft Method 1633	5/23/23	5/24/23 16:05	AMS
3-Perfluoroheptyl propanoic acid (FHpPA) (7:3FTCA)	ND	250	44	ng/L	1		Draft Method 1633	5/23/23	5/24/23 16:05	AMS
Perfluoro(2-ethoxyethane)sulfonic acid (PFEESA)	ND	10	2.5	ng/L	1		Draft Method 1633	5/23/23	5/24/23 16:05	AMS
Perfluoro-3-methoxypropanoic acid (PFMPA)	ND	10	2.5	ng/L	1		Draft Method 1633	5/23/23	5/24/23 16:05	AMS

con-test® A Pace Analytical® Laboratory
39 Spruce Street * East Longmeadow, MA 01028 * FAX 413/525-6405 * TEL. 413/525-2332

Project Location: 34-36 Cape Avenue, Ellenville, NY Sample Description: Work Order: 23E2466

Date Received: 5/17/2023

Field Sample #: EPA-08B Sampled: 5/17/2023 11:20

Sample ID: 23E2466-08

Sample Matrix: Ground Water

Semivolatile Organic Compounds by - LC/MS-MS

Analyte	Results	RL	DL	Units	Dilution	Flag/Qual	Method	Date Prepared	Date/Time Analyzed	Analyst
Perfluoro-4-methoxybutanoic acid (PFMBA)	ND	10	2.0	ng/L	1	UJ	Draft Method 1633	5/23/23	5/24/23 16:05	AMS
Nonafluoro-3,6-dioxaheptanoic acid (NFDHA)	ND	10	4.3	ng/L	1	UJ	Draft Method 1633	5/23/23	5/24/23 16:05	AMS

Surrogates	% Recovery	Recovery Limits	Flag/Qual	
13C4-PFBA	79.1	20-150		5/24/23 16:05
13C5-PFPeA	75.8	20-150		5/24/23 16:05
13C5-PFHxA	82.9	20-150		5/24/23 16:05
13C4-PFHpA	85.1	20-150		5/24/23 16:05
13C8-PFOA	93.0	20-150		5/24/23 16:05
13C9-PFNA	79.2	20-150		5/24/23 16:05
13C6-PFDA	80.5	20-150		5/24/23 16:05
13C7-PFUnA	83.5	20-150		5/24/23 16:05
13C2-PFDoA	80.0	20-150		5/24/23 16:05
13C2-PFTeDA	78.8	20-150		5/24/23 16:05
13C3-PFBS	97.8	20-150		5/24/23 16:05
13C3-PFHxS	82.7	20-150		5/24/23 16:05
13C8-PFOS	82.4	20-150		5/24/23 16:05
13C2-4:2FTS	87.7	20-150		5/24/23 16:05
13C2-6:2FTS	93.3	20-150		5/24/23 16:05
13C2-8:2FTS	90.6	20-150		5/24/23 16:05
13C8-PFOSA	86.1	20-150		5/24/23 16:05
D3-NMeFOSA	56.7	20-150		5/24/23 16:05
D5-NEtFOSA	58.1	20-150		5/24/23 16:05
D3-NMeFOSAA	103	20-150		5/24/23 16:05
D5-NEtFOSAA	98.9	20-150		5/24/23 16:05
D7-NMeFOSE	84.4	20-150		5/24/23 16:05
D9-NEtFOSE	81.2	20-150		5/24/23 16:05
13C3-HFPO-DA	77.4	20-150		5/24/23 16:05

39 Spruce Street * East Longmeadow, MA 01028 * FAX 413/525-6405 * TEL. 413/525-2332

Project Location: 34-36 Cape Avenue, Ellenville, NY Sample Description: Work Order: 23E2466

Date Received: 5/17/2023

Field Sample #: EPA-08B Sampled: 5/17/2023 11:20

Sample ID: 23E2466-08

Sample Matrix: Ground Water

Conventional Chemistry Parameters by EPA/APHA/SW-846 Methods (Total)

Analyte	Results	RL	Units	Dilution	Flag/Qual	Method	Date Prepared	Date/Time Analyzed	Analyst
Total Suspended Solids	380	10	mg/L	1		Draft Method 1633	5/19/23	5/19/23 13:47	LL

QC NONCONFORMANCE DOCUMENTATION

39 Spruce Street * East Longmeadow, MA 01028 * FAX 413/525-6405 * TEL. 413/525-2332

Sample Extraction Data

Draft Method 1633

Lab Number [Field ID]	Batch	Initial [mL]	Date
23E2466-01 [EPA-3B]	B340753	50.0	05/19/23
23E2466-02 [EPA-3R]	B340753	50.0	05/19/23
23E2466-03 [EPA-10]	B340753	50.0	05/19/23
23E2466-04 [EPA-10B]	B340753	50.0	05/19/23
23E2466-05 [DUP-01]	B340753	50.0	05/19/23
23E2466-06 [EPA-09]	B340753	50.0	05/19/23
23E2466-07 [EPA-08]	B340753	50.0	05/19/23
23E2466-08 [EPA-08B]	B340753	50.0	05/19/23

Prep Method:Draft Method 1633 **Analytical Method:Draft Method 1633** **Leachates were extracted on 5/19/2023 per NO PREP in Batch B340753**

Lab Number [Field ID]	Batch	Initial [mL]	Final [mL]	Date
23E2466-01 [EPA-3B]	B340836	243	5.00	05/23/23
23E2466-02 [EPA-3R]	B340836	512	5.00	05/23/23
23E2466-03 [EPA-10]	B340836	101	5.00	05/23/23
23E2466-04 [EPA-10B]	B340836	101	5.00	05/23/23
23E2466-05 [DUP-01]	B340836	97.2	5.00	05/23/23
23E2466-06 [EPA-09]	B340836	25.0	5.00	05/23/23
23E2466-08 [EPA-08B]	B340836	99.8	5.00	05/23/23

Prep Method:Draft Method 1633 **Analytical Method:Draft Method 1633** **Leachates were extracted on 5/19/2023 per NO PREP in Batch B340753**

Lab Number [Field ID]	Batch	Initial [mL]	Final [mL]	Date
23E2466-07RE1 [EPA-08]	B341403	523	5.00	05/27/23

1 - FORM I
ANALYSIS DATA SHEET

Calibration Blank

Laboratory:	Pace New England			Work Order:	23E2466
Client:	NYDEC_TRC Environmental Corporation- Clif	Project:		Ellenville Scrap Iron & Metal	
Matrix:	Water	Laboratory ID:	S088119-CCB1	File ID:	CCB1_1633_052423.d
Sampled:		Prepared:	05/24/23 00:00	Analyzed:	05/24/23 10:15
Solids:		Preparation:	B340836	Dilution:	
Batch:	S088119	Sequence:	S088119	Calibration:	2300602
Instrument:	QQQ5				
Column:	1				

CAS NO.	COMPOUND	CONC. (ng/mL)	MDL	RL	Q
375-22-4	Perfluorobutanoic acid (PFBA)	0.0	0.15	0.40	
2706-90-3	Perfluoropentanoic acid (PFPeA)	0.0	0.035	0.20	
307-24-4	Perfluorohexanoic acid (PFHxA)	0.0	0.022	0.10	
375-85-9	Perfluoroheptanoic acid (PFHpA)	0.0063	0.025	0.10	
335-67-1	Perfluorooctanoic acid (PFOA)	0.012	0.023	0.10	
375-95-1	Perfluorononanoic acid (PFNA)	0.0	0.019	0.10	
335-76-2	Perfluorodecanoic acid (PFDA)	0.0035	0.018	0.10	
2058-94-8	Perfluoroundecanoic acid (PFUnA)	0.0	0.027	0.10	
307-55-1	Perfluorododecanoic acid (PFDoA)	0.0	0.026	0.10	
72629-94-8	Perfluorotridecanoic acid (PFTrDA)	0.0	0.027	0.10	
376-06-7	Perfluorotetradecanoic acid (PFTeDA)	0.0078	0.025	0.10	
375-73-5	Perfluorobutanesulfonic acid (PFBS)	0.0	0.026	0.10	
2706-91-4	Perfluoropentanesulfonic acid (PFPeS)	0.0	0.024	0.10	
355-46-4	Perfluorohexanesulfonic acid (PFHxS)	0.0091	0.021	0.10	
375-92-8	Perfluoroheptanesulfonic acid (PFHpS)	0.0	0.031	0.10	
1763-23-1	Perfluorooctanesulfonic acid (PFOS)	0.0064	0.032	0.10	
68259-12-1	Perfluorononanesulfonic acid (PFNS)	0.0	0.029	0.10	
335-77-3	Perfluorodecanesulfonic acid (PFDS)	0.0	0.031	0.10	
79780-39-5	Perfluorododecanesulfonic acid (PFDoS)	0.0	0.027	0.10	
757124-72-4	1H,1H,2H,2H-Perfluorohexane sulfonic acid (	0.0	0.070	0.40	
27619-97-2	1H,1H,2H,2H-Perfluorooctane sulfonic acid (6	0.0	0.099	0.40	
39108-34-4	1H,1H,2H,2H-Perfluorodecane sulfonic acid (	0.0	0.11	0.40	
754-91-6	Perfluorooctanesulfonamide (PFOSA)	0.0027	0.031	0.10	
31506-32-8	N-methyl perfluoroocatnesulfonamide (NMeF	0.0	0.042	0.10	
4151-50-2	N-ethyl perfluorooctanesulfonamide (NEtFOS	0.0	0.031	0.10	
2355-31-9	N-MeFOSAA (NMeFOSAA)	0.0	0.044	0.10	
2991-50-6	N-EtFOSAA (NEtFOSAA)	0.0	0.022	0.10	
24448-09-7	N-methylperfluorooctanesulfonamidoethanol(	0.0077	0.26	1.0	
1691-99-2	N-ethylperfluorooctanesulfonamidoethanol (N	0.011	0.25	1.0	
13252-13-6	Hexafluoropropylene oxide dimer acid (HFPC	0.0	0.10	0.40	
919005-14-4	4,8-Dioxa-3H-perfluorononanoic acid (ADON/	0.0	0.069	0.40	

1 - FORM I
ANALYSIS DATA SHEET

Calibration Blank

Laboratory:	Pace New England			Work Order:	23E2466
Client:	NYDEC_TRC Environmental Corporation- Clif	Project:		Ellenville Scrap Iron & Metal	
Matrix:	Water	Laboratory ID:	S088119-CCB2	File ID:	CCB2_1633_052423.d
Sampled:		Prepared:	05/24/23 00:00	Analyzed:	05/24/23 15:50
Solids:		Preparation:	B340836	Dilution:	
Batch:	S088119	Sequence:	S088119	Calibration:	2300602
Instrument:	QQQ5				
Column:	1				

CAS NO.	COMPOUND	CONC. (ng/mL)	MDL	RL	Q
375-22-4	Perfluorobutanoic acid (PFBA)	0.0	0.15	0.40	
2706-90-3	Perfluoropentanoic acid (PFPeA)	0.0	0.035	0.20	
307-24-4	Perfluorohexanoic acid (PFHxA)	0.0	0.022	0.10	
375-85-9	Perfluoroheptanoic acid (PFHpA)	0.0040	0.025	0.10	
335-67-1	Perfluorooctanoic acid (PFOA)	0.015	0.023	0.10	
375-95-1	Perfluorononanoic acid (PFNA)	0.0021	0.019	0.10	
335-76-2	Perfluorodecanoic acid (PFDA)	0.0033	0.018	0.10	
2058-94-8	Perfluoroundecanoic acid (PFUnA)	0.0	0.027	0.10	
307-55-1	Perfluorododecanoic acid (PFDoA)	0.0019	0.026	0.10	
72629-94-8	Perfluorotridecanoic acid (PFTrDA)	0.0025	0.027	0.10	
376-06-7	Perfluorotetradecanoic acid (PFTeDA)	0.0079	0.025	0.10	
375-73-5	Perfluorobutanesulfonic acid (PFBS)	0.0	0.026	0.10	
2706-91-4	Perfluoropentanesulfonic acid (PFPeS)	0.0	0.024	0.10	
355-46-4	Perfluorohexanesulfonic acid (PFHxS)	0.010	0.021	0.10	
375-92-8	Perfluoroheptanesulfonic acid (PFHpS)	0.0	0.031	0.10	
1763-23-1	Perfluorooctanesulfonic acid (PFOS)	0.011	0.032	0.10	
68259-12-1	Perfluorononanesulfonic acid (PFNS)	0.0	0.029	0.10	
335-77-3	Perfluorodecanesulfonic acid (PFDS)	0.0	0.031	0.10	
79780-39-5	Perfluorododecanesulfonic acid (PFDoS)	0.0	0.027	0.10	
757124-72-4	1H,1H,2H,2H-Perfluorohexane sulfonic acid (	0.0	0.070	0.40	
27619-97-2	1H,1H,2H,2H-Perfluorooctane sulfonic acid (6	0.0070	0.099	0.40	
39108-34-4	1H,1H,2H,2H-Perfluorodecane sulfonic acid (	0.0	0.11	0.40	
754-91-6	Perfluorooctanesulfonamide (PFOSA)	0.0	0.031	0.10	
31506-32-8	N-methyl perfluoroocatnesulfonamide (NMeF	0.0	0.042	0.10	
4151-50-2	N-ethyl perfluorooctanesulfonamide (NEtFOS	0.0	0.031	0.10	
2355-31-9	N-MeFOSAA (NMeFOSAA)	0.0	0.044	0.10	
2991-50-6	N-EtFOSAA (NEtFOSAA)	0.0	0.022	0.10	
24448-09-7	N-methylperfluorooctanesulfonamidoethanol(	0.0076	0.26	1.0	
1691-99-2	N-ethylperfluorooctanesulfonamidoethanol (N	0.0080	0.25	1.0	
13252-13-6	Hexafluoropropylene oxide dimer acid (HFPC	0.0	0.10	0.40	
919005-14-4	4,8-Dioxa-3H-perfluorononanoic acid (ADON/	0.0	0.069	0.40	

1 - FORM I
ANALYSIS DATA SHEET

Calibration Blank

Laboratory:	Pace New England				Work Order:	23E2466	
Client:	NYDEC_TRC Environmental Corporation- Clif			Project:	Ellenville Scrap Iron & Metal		
Matrix:	Water	Laboratory ID:	S088119-CCB2		File ID:	CCB2_1633_052423.d	
Sampled:		Prepared:	05/24/23 00:00		Analyzed:	05/24/23 15:50	
Solids:		Preparation:	B340836		Dilution:		
Batch:	S088119	Sequence:	S088119	Calibration:	2300602	Instrument:	QQQ5
Column:	1						

CAS NO.	COMPOUND	CONC. (ng/mL)	MDL	RL	Q
756426-58-1	9Cl-PF3ONS (F53B Minor)	0.0	0.085	0.40	
763051-92-9	11Cl-PF3OUdS (F53B Major)	0.0	0.097	0.40	
356-02-5	3-Perfluoropropyl propanoic acid (FPrPA)(3:3	0.0	0.18	1.0	
914637-49-3	2H,2H,3H,3H-Perfluorooctanoic acid(FPePA)	0.0	1.0	5.0	
812-70-4	3-Perfluoroheptyl propanoic acid (FHpPA)(7:3	0.024	0.88	5.0	
113507-82-7	Perfluoro(2-ethoxyethane)sulfonic acid (PFEE	0.0	0.049	0.20	
377-73-1	Perfluoro-3-methoxypropanoic acid (PFMPA)	0.0	0.050	0.20	
863090-89-5	Perfluoro-4-methoxybutanoic acid (PFMBA)	0.0	0.040	0.20	
151772-58-6	Nonafluoro-3,6-dioxaheptanoic acid (NFDHA)	0.0	0.087	0.20	

1 - FORM I
ANALYSIS DATA SHEET

Calibration Blank

Laboratory:	Pace New England			Work Order:	23E2466
Client:	NYDEC_TRC Environmental Corporation- Clif	Project:		Ellenville Scrap Iron & Metal	
Matrix:	Water	Laboratory ID:	S088119-CCB3	File ID:	CCB3_1633_052423.d
Sampled:		Prepared:	05/24/23 00:00	Analyzed:	05/24/23 19:44
Solids:		Preparation:	B340836	Dilution:	
Batch:	S088119	Sequence:	S088119	Calibration:	2300602
Instrument:	QQQ5				
Column:	1				

CAS NO.	COMPOUND	CONC. (ng/mL)	MDL	RL	Q
375-22-4	Perfluorobutanoic acid (PFBA)	0.0046	0.15	0.40	
2706-90-3	Perfluoropentanoic acid (PFPeA)	0.0	0.035	0.20	
307-24-4	Perfluorohexanoic acid (PFHxA)	0.0	0.022	0.10	
375-85-9	Perfluoroheptanoic acid (PFHpA)	0.0	0.025	0.10	
335-67-1	Perfluorooctanoic acid (PFOA)	0.0	0.023	0.10	
375-95-1	Perfluorononanoic acid (PFNA)	0.0	0.019	0.10	
335-76-2	Perfluorodecanoic acid (PFDA)	0.0	0.018	0.10	
2058-94-8	Perfluoroundecanoic acid (PFUnA)	0.0	0.027	0.10	
307-55-1	Perfluorododecanoic acid (PFDoA)	0.0037	0.026	0.10	
72629-94-8	Perfluorotridecanoic acid (PFTrDA)	0.0026	0.027	0.10	
376-06-7	Perfluorotetradecanoic acid (PFTeDA)	0.0075	0.025	0.10	
375-73-5	Perfluorobutanesulfonic acid (PFBS)	0.0	0.026	0.10	
2706-91-4	Perfluoropentanesulfonic acid (PFPeS)	0.0	0.024	0.10	
355-46-4	Perfluorohexanesulfonic acid (PFHxS)	0.0089	0.021	0.10	
375-92-8	Perfluoroheptanesulfonic acid (PFHpS)	0.0	0.031	0.10	
1763-23-1	Perfluorooctanesulfonic acid (PFOS)	0.0	0.032	0.10	
68259-12-1	Perfluorononanesulfonic acid (PFNS)	0.0	0.029	0.10	
335-77-3	Perfluorodecanesulfonic acid (PFDS)	0.0	0.031	0.10	
79780-39-5	Perfluorododecanesulfonic acid (PFDoS)	0.0	0.027	0.10	
757124-72-4	1H,1H,2H,2H-Perfluorohexane sulfonic acid (	0.0	0.070	0.40	
27619-97-2	1H,1H,2H,2H-Perfluorooctane sulfonic acid (6	0.0046	0.099	0.40	
39108-34-4	1H,1H,2H,2H-Perfluorodecane sulfonic acid (	0.0	0.11	0.40	
754-91-6	Perfluorooctanesulfonamide (PFOSA)	0.0	0.031	0.10	
31506-32-8	N-methyl perfluoroocatnesulfonamide (NMeF	0.0	0.042	0.10	
4151-50-2	N-ethyl perfluorooctanesulfonamide (NEtFOS	0.0014	0.031	0.10	
2355-31-9	N-MeFOSAA (NMeFOSAA)	0.0	0.044	0.10	
2991-50-6	N-EtFOSAA (NEtFOSAA)	0.0	0.022	0.10	
24448-09-7	N-methylperfluorooctanesulfonamidoethanol(	0.0093	0.26	1.0	
1691-99-2	N-ethylperfluorooctanesulfonamidoethanol (N	0.012	0.25	1.0	
13252-13-6	Hexafluoropropylene oxide dimer acid (HFPC	0.0	0.10	0.40	
919005-14-4	4,8-Dioxa-3H-perfluorononanoic acid (ADON/	0.0	0.069	0.40	

1 - FORM I
ANALYSIS DATA SHEET

Calibration Blank

Laboratory:	Pace New England				Work Order:	23E2466	
Client:	NYDEC_TRC Environmental Corporation- Clif			Project:	Ellenville Scrap Iron & Metal		
Matrix:	Water	Laboratory ID:	S088119-CCB3		File ID:	CCB3_1633_052423.d	
Sampled:		Prepared:	05/24/23 00:00		Analyzed:	05/24/23 19:44	
Solids:		Preparation:	B340836		Dilution:		
Batch:	S088119	Sequence:	S088119	Calibration:	2300602	Instrument:	QQQ5
Column:	1						

CAS NO.	COMPOUND	CONC. (ng/mL)	MDL	RL	Q
756426-58-1	9Cl-PF3ONS (F53B Minor)	0.0	0.085	0.40	
763051-92-9	11Cl-PF3OUdS (F53B Major)	0.0	0.097	0.40	
356-02-5	3-Perfluoropropyl propanoic acid (FPrPA)(3:3	0.0	0.18	1.0	
914637-49-3	2H,2H,3H,3H-Perfluorooctanoic acid(FPePA)	0.0	1.0	5.0	
812-70-4	3-Perfluoroheptyl propanoic acid (FHpPA)(7:3	0.022	0.88	5.0	
113507-82-7	Perfluoro(2-ethoxyethane)sulfonic acid (PFEE	0.0	0.049	0.20	
377-73-1	Perfluoro-3-methoxypropanoic acid (PFMPA)	0.0016	0.050	0.20	
863090-89-5	Perfluoro-4-methoxybutanoic acid (PFMBA)	0.0	0.040	0.20	
151772-58-6	Nonafluoro-3,6-dioxaheptanoic acid (NFDHA)	0.0	0.087	0.20	

1 - FORM I
ANALYSIS DATA SHEET

Calibration Blank

Laboratory:	Pace New England			Work Order:	23E2466
Client:	NYDEC_TRC Environmental Corporation- Clif	Project:		Ellenville Scrap Iron & Metal	
Matrix:	Drinking Water	Laboratory ID:	S088312-CCB2	File ID:	CCB3_1633_053023.d
Sampled:		Prepared:	05/30/23 00:00	Analyzed:	05/30/23 17:13
Solids:		Preparation:	B341403	Dilution:	
Batch:	S088312	Sequence:	S088312	Calibration:	2300661
Instrument:	QQQ5				
Column:	1				

CAS NO.	COMPOUND	CONC. (ng/mL)	MDL	RL	Q
375-22-4	Perfluorobutanoic acid (PFBA)	0.0	0.15	0.40	
2706-90-3	Perfluoropentanoic acid (PFPeA)	0.0	0.035	0.20	
307-24-4	Perfluorohexanoic acid (PFHxA)	0.0	0.022	0.10	
375-85-9	Perfluoroheptanoic acid (PFHpA)	0.0	0.025	0.10	
335-67-1	Perfluorooctanoic acid (PFOA)	0.0060	0.023	0.10	
375-95-1	Perfluorononanoic acid (PFNA)	0.0053	0.019	0.10	
335-76-2	Perfluorodecanoic acid (PFDA)	0.0	0.018	0.10	
2058-94-8	Perfluoroundecanoic acid (PFUnA)	0.0	0.027	0.10	
307-55-1	Perfluorododecanoic acid (PFDoA)	0.0	0.026	0.10	
72629-94-8	Perfluorotridecanoic acid (PFTrDA)	0.0037	0.027	0.10	
376-06-7	Perfluorotetradecanoic acid (PFTeDA)	0.0061	0.025	0.10	
375-73-5	Perfluorobutanesulfonic acid (PFBS)	0.0014	0.026	0.10	
2706-91-4	Perfluoropentanesulfonic acid (PFPeS)	0.0	0.024	0.10	
355-46-4	Perfluorohexanesulfonic acid (PFHxS)	0.0091	0.021	0.10	
375-92-8	Perfluoroheptanesulfonic acid (PFHpS)	0.0	0.031	0.10	
1763-23-1	Perfluorooctanesulfonic acid (PFOS)	0.0	0.032	0.10	
68259-12-1	Perfluorononanesulfonic acid (PFNS)	0.0	0.029	0.10	
335-77-3	Perfluorodecanesulfonic acid (PFDS)	0.0	0.031	0.10	
79780-39-5	Perfluorododecanesulfonic acid (PFDoS)	0.0	0.027	0.10	
757124-72-4	1H,1H,2H,2H-Perfluorohexane sulfonic acid (	0.0	0.070	0.40	
27619-97-2	1H,1H,2H,2H-Perfluorooctane sulfonic acid (6	0.015	0.099	0.40	
39108-34-4	1H,1H,2H,2H-Perfluorodecane sulfonic acid (	0.0	0.11	0.40	
754-91-6	Perfluorooctanesulfonamide (PFOSA)	0.0033	0.031	0.10	
31506-32-8	N-methyl perfluoroocatnesulfonamide (NMeF	0.0	0.042	0.10	
4151-50-2	N-ethyl perfluorooctanesulfonamide (NEtFOS	0.0	0.031	0.10	
2355-31-9	N-MeFOSAA (NMeFOSAA)	0.00084	0.044	0.10	
2991-50-6	N-EtFOSAA (NEtFOSAA)	0.0	0.022	0.10	
24448-09-7	N-methylperfluorooctanesulfonamidoethanol(	0.0055	0.26	1.0	
1691-99-2	N-ethylperfluorooctanesulfonamidoethanol (N	0.0	0.25	1.0	
13252-13-6	Hexafluoropropylene oxide dimer acid (HFPC	0.0	0.10	0.40	
919005-14-4	4,8-Dioxa-3H-perfluorononanoic acid (ADON/	0.0	0.069	0.40	

1 - FORM I
ANALYSIS DATA SHEET

Calibration Blank

Laboratory:	Pace New England				Work Order:	23E2466	
Client:	NYDEC_TRC Environmental Corporation- Clif			Project:	Ellenville Scrap Iron & Metal		
Matrix:	Drinking Water	Laboratory ID:	S088312-CCB2		File ID:	CCB3_1633_053023.d	
Sampled:		Prepared:	05/30/23 00:00		Analyzed:	05/30/23 17:13	
Solids:		Preparation:	B341403		Dilution:		
Batch:	S088312	Sequence:	S088312	Calibration:	2300661	Instrument:	QQQ5
Column:	1						

CAS NO.	COMPOUND	CONC. (ng/mL)	MDL	RL	Q
756426-58-1	9Cl-PF3ONS (F53B Minor)	0.0	0.085	0.40	
763051-92-9	11Cl-PF3OUdS (F53B Major)	0.0026	0.097	0.40	
356-02-5	3-Perfluoropropyl propanoic acid (FPrPA)(3:3	0.0	0.18	1.0	
914637-49-3	2H,2H,3H,3H-Perfluorooctanoic acid(FPePA)	0.0	1.0	5.0	
812-70-4	3-Perfluoroheptyl propanoic acid (FHpPA)(7:3	0.033	0.88	5.0	
113507-82-7	Perfluoro(2-ethoxyethane)sulfonic acid (PFEE	0.0	0.049	0.20	
377-73-1	Perfluoro-3-methoxypropanoic acid (PFMPA)	0.0	0.050	0.20	
863090-89-5	Perfluoro-4-methoxybutanoic acid (PFMBA)	0.0	0.040	0.20	
151772-58-6	Nonafluoro-3,6-dioxaheptanoic acid (NFDHA)	0.0	0.087	0.20	

1 - FORM I
ANALYSIS DATA SHEET

Calibration Blank

Laboratory:	Pace New England			Work Order:	23E2466
Client:	NYDEC_TRC Environmental Corporation- Clif	Project:		Ellenville Scrap Iron & Metal	
Matrix:	Drinking Water	Laboratory ID:	S088312-CCB3	File ID:	CCB4_1633_053023.d
Sampled:		Prepared:	05/30/23 00:00	Analyzed:	05/30/23 20:53
Solids:		Preparation:	B341403	Dilution:	
Batch:	S088312	Sequence:	S088312	Calibration:	2300661
Instrument:	QQQ5				
Column:	1				

CAS NO.	COMPOUND	CONC. (ng/mL)	MDL	RL	Q
375-22-4	Perfluorobutanoic acid (PFBA)	0.0	0.15	0.40	
2706-90-3	Perfluoropentanoic acid (PFPeA)	0.0	0.035	0.20	
307-24-4	Perfluorohexanoic acid (PFHxA)	0.0041	0.022	0.10	
375-85-9	Perfluoroheptanoic acid (PFHpA)	0.0	0.025	0.10	
335-67-1	Perfluorooctanoic acid (PFOA)	0.013	0.023	0.10	
375-95-1	Perfluorononanoic acid (PFNA)	0.0040	0.019	0.10	
335-76-2	Perfluorodecanoic acid (PFDA)	0.0	0.018	0.10	
2058-94-8	Perfluoroundecanoic acid (PFUnA)	0.0016	0.027	0.10	
307-55-1	Perfluorododecanoic acid (PFDoA)	0.0045	0.026	0.10	
72629-94-8	Perfluorotridecanoic acid (PFTrDA)	0.0027	0.027	0.10	
376-06-7	Perfluorotetradecanoic acid (PFTeDA)	0.0065	0.025	0.10	
375-73-5	Perfluorobutanesulfonic acid (PFBS)	0.0	0.026	0.10	
2706-91-4	Perfluoropentanesulfonic acid (PFPeS)	0.0	0.024	0.10	
355-46-4	Perfluorohexanesulfonic acid (PFHxS)	0.0089	0.021	0.10	
375-92-8	Perfluoroheptanesulfonic acid (PFHpS)	0.0	0.031	0.10	
1763-23-1	Perfluorooctanesulfonic acid (PFOS)	0.0030	0.032	0.10	
68259-12-1	Perfluorononanesulfonic acid (PFNS)	0.0	0.029	0.10	
335-77-3	Perfluorodecanesulfonic acid (PFDS)	0.0	0.031	0.10	
79780-39-5	Perfluorododecanesulfonic acid (PFDoS)	0.0	0.027	0.10	
757124-72-4	1H,1H,2H,2H-Perfluorohexane sulfonic acid (	0.0	0.070	0.40	
27619-97-2	1H,1H,2H,2H-Perfluorooctane sulfonic acid (6	0.013	0.099	0.40	
39108-34-4	1H,1H,2H,2H-Perfluorodecane sulfonic acid (	0.0	0.11	0.40	
754-91-6	Perfluorooctanesulfonamide (PFOSA)	0.0033	0.031	0.10	
31506-32-8	N-methyl perfluoroocatnesulfonamide (NMeF	0.0	0.042	0.10	
4151-50-2	N-ethyl perfluorooctanesulfonamide (NEtFOS	0.0	0.031	0.10	
2355-31-9	N-MeFOSAA (NMeFOSAA)	0.0	0.044	0.10	
2991-50-6	N-EtFOSAA (NEtFOSAA)	0.0	0.022	0.10	
24448-09-7	N-methylperfluorooctanesulfonamidoethanol(	0.0078	0.26	1.0	
1691-99-2	N-ethylperfluorooctanesulfonamidoethanol (N	0.0	0.25	1.0	
13252-13-6	Hexafluoropropylene oxide dimer acid (HFPC	0.0035	0.10	0.40	
919005-14-4	4,8-Dioxa-3H-perfluorononanoic acid (ADON/	0.0	0.069	0.40	

1 - FORM I
ANALYSIS DATA SHEET

Calibration Blank

Laboratory:	Pace New England				Work Order:	23E2466	
Client:	NYDEC_TRC Environmental Corporation- Clif			Project:	Ellenville Scrap Iron & Metal		
Matrix:	Drinking Water	Laboratory ID:	S088312-CCB3		File ID:	CCB4_1633_053023.d	
Sampled:		Prepared:	05/30/23 00:00		Analyzed:	05/30/23 20:53	
Solids:		Preparation:	B341403		Dilution:		
Batch:	S088312	Sequence:	S088312	Calibration:	2300661	Instrument:	QQQ5
Column:	1						

CAS NO.	COMPOUND	CONC. (ng/mL)	MDL	RL	Q
756426-58-1	9Cl-PF3ONS (F53B Minor)	0.0025	0.085	0.40	
763051-92-9	11Cl-PF3OUdS (F53B Major)	0.0024	0.097	0.40	
356-02-5	3-Perfluoropropyl propanoic acid (FPrPA)(3:3	0.0	0.18	1.0	
914637-49-3	2H,2H,3H,3H-Perfluorooctanoic acid(FPePA)	0.0	1.0	5.0	
812-70-4	3-Perfluoroheptyl propanoic acid (FHpPA)(7:3	0.028	0.88	5.0	
113507-82-7	Perfluoro(2-ethoxyethane)sulfonic acid (PFEE	0.0	0.049	0.20	
377-73-1	Perfluoro-3-methoxypropanoic acid (PFMPA)	0.0	0.050	0.20	
863090-89-5	Perfluoro-4-methoxybutanoic acid (PFMBA)	0.0	0.040	0.20	
151772-58-6	Nonafluoro-3,6-dioxaheptanoic acid (NFDHA)	0.0	0.087	0.20	

Data Usability Summary Report

Site: Ellenville Scrap Iron & Metal Landfill – Ellenville, NY
Laboratory: Pace/Alpha Analytical - Mansfield, MA
SDG: L2448177 (Revised October 30, 2024)
Parameter: Per- and Polyfluoroalkyl substances (PFAS)
Data Reviewer: Nancy Bergstrom/TRC
Peer Reviewer: Elizabeth Denly/TRC
Date: November 7, 2024

Samples Reviewed and Evaluation Summary

6 Groundwater Samples: EPA-3B, EPA-10B, EPA-DUP-01*, EPA-10, EPA-8B, EPA-9

*Field duplicate of EPA-10B

The above-listed samples were collected on August 22, 2024 and were analyzed for PFAS (40 target analytes) based on Draft EPA Method 1633 and using Pace/Alpha Analytical - Mansfield, MA standard operating procedure (SOP) 458452, Revision 6.

The data validation was performed in accordance with the following guidance, modified for the methodology utilized:

- USEPA National Functional Guidelines for Organic Superfund Methods Data Review (EPA 540-R-20-005), November 2020
- USEPA National Functional Guidelines for High Resolution Superfund Methods Data Review (EPA 542-R-20-007), November 2020
- New York State Department of Environmental Conservation Data Review Guidelines for Analysis of PFAS in Non-Potable Water and Solids, April 2023

The data were evaluated based on the following parameters:

- Overall Evaluation of Data and Potential Usability Issues
- Data Completeness
- Holding Times and Sample Preservation
- Initial and Continuing Calibrations
- Mass Calibration
- Blanks
- * Isotopically Labeled Surrogate Results
- * Matrix Spike/Matrix Spike Duplicate (MS/MSD) Results
- Laboratory Control Sample (LCS) Results
- * Non-Extracted Internal Standard Results
- * Field Duplicate Results
- Sample Results and Reported Quantitation Limits (QLs)
- Target Compound Identification

* - All criteria were met.

Overall Evaluation of Data and Potential Usability Issues

All results are usable for project objectives. Qualification of the data due to sampling error was

not required. Qualifications applied to the data because of analytical error are discussed below.

- Potential uncertainty exists for select PFAS results that were below the lowest calibration standard and QL. These results were qualified as estimated (J) in the associated samples. These results can be used for project objectives as estimated values, which may have a minor impact on the data usability.

- The nondetect results for NMeFOSE, NEtFOSE, NMeFOSAA, and NEtFOSAA in all samples were qualified as estimated (UJ) due to holding time exceedances. These results can be used for project objectives as nondetects with estimated QLs, which may have a minor impact on the data usability.

- The positive and nondetect results for all PFAS in samples EPA-3B, EPA-10, EPA-8B, and EPA-9 were qualified as estimated (J/UJ) due to subsampling performed by the laboratory. These results can be used for project objectives as estimated values and as nondetects with estimated QLs, which may have a minor impact on the data usability.

Data Completeness

The data package was a complete Level IV deliverable package with the following note and exception.

- The sample collection dates were missing for all samples except sample EPA-3B on the chain-of-custody. The collection dates were assumed to be the same as sample EPA-3B; no validation action was taken on this basis.

- The data for continuing calibration blanks and daily bile salt check standards were not included in the data package. The laboratory was contacted during validation and provided the information as a supplement to the data package.

- The areas of the confirmation ions were not provided for those analytes that have confirmation ions.

Holding Times and Sample Preservation

Samples were stored by the laboratory at 0-6°C. Samples EPA-10B and EPA-DUP-01 were extracted 12 days after collection and analyzed one day after extraction. Samples EPA-3B, EPA-10, EPA-8B, and EPA-9 were extracted 15 days after collection and analyzed two days after extraction. Based on professional judgment, sample results were qualified as follows:

- Nondetect results for NMeFOSE, NEtFOSE, NMeFOSAA, and NEtFOSAA in all samples were qualified as estimated (UJ) since extraction was performed >7 days after collection.

Initial and Continuing Calibrations

All percent relative standard deviations (%RSDs) in the initial calibrations (ICs) were within the method acceptance criteria. Target analytes were within 70-130% of their true value for each IC standard per the laboratory's SOP and EPA method 1633. All percent recoveries (%Rs) were within the acceptance criteria (70-130%) in the continuing calibration (CC) standards with the following exception:

- The %R of 3:3FTCA (139.9%) was outside the acceptance criteria in the CC standard WG1967171-8. Qualification was not required for the associated samples (EPA-10B and EPA-DUP-01) since 3:3FTCA was not detected in these samples.

Mass Calibration

The mass calibration results were not provided in the Level IV data deliverable. No validation actions were taken on this basis.

Blanks

Target PFAS were not detected in the laboratory method blank. The following table summarizes the PFAS found in the instrument blanks, the concentrations detected, and the resulting validation actions.

Blank ID	Compound	Result (ng/mL)	Validation Action
WG1967171-9	7:3FTCA	0.094	Qualification was not required for 7:3FTCA and 4:2FTS in samples EPA-10B and EPA-DUP-01 since these compounds were not detected.
WG1967171-11	4:2FTS	0.087	
	7:3FTCA	0.136	
Associated samples: EPA-10B, EPA-DUP-01			
WG1968907-7	4:2FTS	0.087	Qualification was not required for 4:2FTS, NMeFOSE, and 7:3FTCA in samples EPA-2B and EPA-10, EPA-8B, and EPA-9 since these compounds were not detected.
WG1968907-9	4:2FTS	0.094	
	NMeFOSE	0.061	
	7:3FTCA	0.202	
Associated samples: EPA-3B, EPA-10, EPA-8B, EPA-9			

Isotopically Labeled Surrogate Results

24 isotopically labeled extracted internal standards were spiked into the samples prior to extraction. The percent recoveries (%Rs) were within the laboratory acceptance limits for all samples.

MS/MSD Results

MS/MSD analyses were performed on sample EPA-10B. The %Rs and relative percent differences (RPDs) were within the laboratory acceptance limits.

LCS Results

The laboratory analyzed a low-level and mid-level LCS with each extraction batch. The LCS %Rs were within the laboratory acceptance limits with the following exceptions:

- The %Rs of NMeFOSAA (154%) and NMeFOSA (155%) were outside of the acceptance limits (40-150%) in the mid-level LCS WG1966857-3. Qualification of data was not required since NMeFOSAA and NMeFOSA were not detected in the associated samples (EPA-10B and EPA-DUP-01).

Non-Extracted Internal Standard Results

Seven isotopically labeled non-extracted internal standards were spiked into the samples prior to analysis. The %Rs were within the laboratory acceptance limits for all samples.

Field Duplicate Results

Samples EPA-10B/EPA-DUP-01 were submitted as the field duplicate pair with this sample set. All target analytes were nondetect in both samples; therefore, all criteria were met.

Sample Results and Reported Quantitation Limits

Sample calculations were spot-checked; there were no errors noted.

Select PFAS results were reported below the lowest calibration standard level and QL. These results were qualified as estimated (J) in the associated samples by the laboratory.

No analytical dilutions were performed on the samples in this data set. However, four samples were extracted at a reduced volume as noted below; the laboratory narrative stated this was due to matrix interference. QLs were elevated accordingly by the laboratory in these samples.

- Samples EPA-3B and EPA-10 were extracted using a reduced volume of 50 mL and samples EPA-8B and EPA-9 were extracted using a reduced volume of 100 mL; therefore, the positive and nondetect results for all PFAS in samples EPA-3B, EPA-10, EPA-8B, and EPA-9 were qualified as estimated (J/UJ) due to subsampling.

The remaining samples were extracted using approximately 500 mL (i.e., the entire volume submitted); no qualifications were required on this basis.

Target Compound Identification

Extracted ion chromatograms were reviewed to verify the target compound identifications. The laboratory manually integrated several peaks to ensure the inclusion of linear and branched isomers for PFOA, PFOS, PFHxS, PFOSA, PFNA, NMeFOSAA, NEtFOSAA, NMeFOSA, NEtFOSA, NMeFOSE, and NEtFOSE to ensure proper integration.

The laboratory analyzed a bile salt interference check standard after the initial calibration and each day prior to analysis. Taurodeoxycholic acid (TDCA) did not co-elute with any of the detected PFAS and there was a minimum one-minute separation between PFOS and TDCA.

No issues were noted with signal to noise ratio. The laboratory reported the ion ratios in the data package; however, only the area of the quantification ion was provided, not the area of the confirmation ion. Therefore, recalculation of the ion ratios was not possible during data review. When ion ratios are not met (i.e., the ion ratio in the sample was outside of 50-150% of the ion ratio in the initial calibration midpoint standard), the affected compounds are to be flagged and

noted in the narrative. The laboratory flags and narrative indicated that no ion ratios were outside the acceptance criteria.

QUALIFIED FORM 1s

Results Summary
Form 1
Perfluorinated Alkyl Acids by EPA 1633

Client	: TRC Solutions	Lab Number	: L2448177
Project Name	: NYSDEC ELLENVILLE SML	Project Number	: 425272.0000.0000
Lab ID	: L2448177-01RE	Date Collected	: 08/22/24 10:20
Client ID	: EPA-3B	Date Received	: 08/22/24
Sample Location	: 34-36 CAPE AVE, ELLENVILLE, NY	Date Analyzed	: 09/08/24 17:56
Sample Matrix	: WATER	Date Extracted	: 09/06/24
Analytical Method	: 144,1633	Dilution Factor	: 1
Lab File ID	: SCI05_240908_19	Analyst	: ANH
Sample Amount	: 50 g	Instrument ID	: LCMS05
Extraction Method	: EPA 1633	GC Column	: Acquity UPLC BEH C18
Extract Volume	: 4000 uL	%Solids	: N/A
GPC Cleanup	: N	Injection Volume	: 3 uL

CAS NO.	Parameter	ng/l Results	RL	MDL	Qualifier
375-22-4	Perfluorobutanoic Acid (PFBA)	ND	64.0	10.2	~~U~~ UJ
2706-90-3	Perfluoropentanoic Acid (PFPeA)	ND	32.0	8.56	~~U~~ UJ
375-73-5	Perfluorobutanesulfonic Acid (PFBS)	ND	16.0	5.36	~~U~~ UJ
757124-72-4	1H,1H,2H,2H-Perfluorohexanesulfonic Acid (4:2FTS)	ND	64.0	16.7	~~U~~ UJ
307-24-4	Perfluorohexanoic Acid (PFHxA)	ND	16.0	4.72	~~U~~ UJ
2706-91-4	Perfluoropentanesulfonic Acid (PFPeS)	ND	16.0	2.80	~~U~~ UJ
375-85-9	Perfluoroheptanoic Acid (PFHpA)	ND	16.0	3.20	~~U~~ UJ
355-46-4	Perfluorohexanesulfonic Acid (PFHxS)	ND	16.0	3.84	~~U~~ UJ
335-67-1	Perfluorooctanoic Acid (PFOA)	ND	16.0	6.96	~~U~~ UJ
27619-97-2	1H,1H,2H,2H-Perfluorooctanesulfonic Acid (6:2FTS)	ND	64.0	21.6	~~U~~ UJ
375-92-8	Perfluoroheptanesulfonic Acid (PFHpS)	ND	16.0	4.32	~~U~~ UJ
375-95-1	Perfluorononanoic Acid (PFNA)	ND	16.0	5.04	~~U~~ UJ
1763-23-1	Perfluorooctanesulfonic Acid (PFOS)	ND	16.0	7.28	~~U~~ UJ
335-76-2	Perfluorodecanoic Acid (PFDA)	ND	16.0	6.48	~~U~~ UJ
39108-34-4	1H,1H,2H,2H-Perfluorodecanesulfonic Acid (8:2FTS)	ND	64.0	24.9	~~U~~ UJ
68259-12-1	Perfluorononanesulfonic Acid (PFNS)	ND	16.0	4.96	~~U~~ UJ
2355-31-9	N-Methyl Perfluorooctanesulfonamidoaceti c Acid (NMeFOSAA)	ND	16.0	8.72	~~U~~ UJ
2058-94-8	Perfluoroundecanoic Acid (PFUnA)	ND	16.0	6.96	~~U~~ UJ

Results Summary
Form 1
Perfluorinated Alkyl Acids by EPA 1633

Client	: TRC Solutions	Lab Number	: L2448177
Project Name	: NYSDEC ELLENVILLE SML	Project Number	: 425272.0000.0000
Lab ID	: L2448177-01RE	Date Collected	: 08/22/24 10:20
Client ID	: EPA-3B	Date Received	: 08/22/24
Sample Location	: 34-36 CAPE AVE, ELLENVILLE, NY	Date Analyzed	: 09/08/24 17:56
Sample Matrix	: WATER	Date Extracted	: 09/06/24
Analytical Method	: 144,1633	Dilution Factor	: 1
Lab File ID	: SCI05_240908_19	Analyst	: ANH
Sample Amount	: 50 g	Instrument ID	: LCMS05
Extraction Method	: EPA 1633	GC Column	: Acquity UPLC BEH C18
Extract Volume	: 4000 uL	%Solids	: N/A
GPC Cleanup	: N	Injection Volume	: 3 uL

CAS NO.	Parameter	ng/l Results	RL	MDL	Qualifier
335-77-3	Perfluorodecanesulfonic Acid (PFDS)	ND	16.0	3.68	~~U~~ UJ
754-91-6	Perfluorooctanesulfonamide (PFOSA)	ND	16.0	4.32	~~U~~ UJ
2991-50-6	N-Ethyl Perfluorooctanesulfonamidoacetic Acid (NEtFOSAA)	ND	16.0	8.64	~~U~~ UJ
307-55-1	Perfluorododecanoic Acid (PFDoA)	ND	16.0	7.36	~~U~~ UJ
72629-94-8	Perfluorotridecanoic Acid (PFTrDA)	ND	16.0	6.00	~~U~~ UJ
376-06-7	Perfluorotetradecanoic Acid (PFTeDA)	ND	16.0	4.24	~~U~~ UJ
13252-13-6	Hexafluoropropylene Oxide Dimer Acid (HFPO-DA)	ND	64.0	8.96	~~U~~ UJ
919005-14-4	4,8-Dioxa-3h-Perfluorononanoic Acid (ADONA)	ND	64.0	10.1	~~U~~ UJ
79780-39-5	Perfluorododecanesulfonic Acid (PFDoS)	ND	16.0	6.08	~~U~~ UJ
756426-58-1	9-Chlorohexadecafluoro-3-Oxanone-1-Sulfonic Acid (9Cl-PF3ONS)	ND	64.0	13.2	~~U~~ UJ
763051-92-9	11-Chloroeicosafluoro-3-Oxaundecane-1-Sulfonic Acid (11Cl-PF3OUdS)	ND	64.0	13.2	~~U~~ UJ
31506-32-8	N-Methyl Perfluorooctane Sulfonamide (NMeFOSA)	ND	16.0	6.96	~~U~~ UJ
4151-50-2	N-Ethyl Perfluorooctane Sulfonamide (NEtFOSA)	ND	16.0	7.36	~~U~~ UJ
24448-09-7	N-Methyl Perfluorooctanesulfonamido Ethanol (NMeFOSE)	ND	160	37.6	~~U~~ UJ

Results Summary
Form 1
Perfluorinated Alkyl Acids by EPA 1633

Client	: TRC Solutions	Lab Number	: L2448177
Project Name	: NYSDEC ELLENVILLE SML	Project Number	: 425272.0000.0000
Lab ID	: L2448177-01RE	Date Collected	: 08/22/24 10:20
Client ID	: EPA-3B	Date Received	: 08/22/24
Sample Location	: 34-36 CAPE AVE, ELLENVILLE, NY	Date Analyzed	: 09/08/24 17:56
Sample Matrix	: WATER	Date Extracted	: 09/06/24
Analytical Method	: 144,1633	Dilution Factor	: 1
Lab File ID	: SCI05_240908_19	Analyst	: ANH
Sample Amount	: 50 g	Instrument ID	: LCMS05
Extraction Method	: EPA 1633	GC Column	: Acquity UPLC BEH C18
Extract Volume	: 4000 uL	%Solids	: N/A
GPC Cleanup	: N	Injection Volume	: 3 uL

CAS NO.	Parameter	ng/l Results	RL	MDL	Qualifier
1691-99-2	N-Ethyl Perfluorooctanesulfonamido Ethanol (NEtFOSE)	ND	160	19.6	~~U~~ UJ
377-73-1	Perfluoro-3-Methoxypropanoic Acid (PFMPA)	ND	32.0	4.56	~~U~~ UJ
863090-89-5	Perfluoro-4-Methoxybutanoic Acid (PFMBA)	ND	32.0	4.24	~~U~~ UJ
113507-82-7	Perfluoro(2-Ethoxyethane)Sulfonic Acid (PFEESA)	ND	32.0	3.52	~~U~~ UJ
151772-58-6	Nonafluoro-3,6-Dioxaheptanoic Acid (NFDHA)	ND	32.0	18.9	~~U~~ UJ
356-02-5	3-Perfluoropropyl Propanoic Acid (3:3FTCA)	ND	80.0	26.4	~~U~~ UJ
914637-49-3	2H,2H,3H,3H-Perfluorooctanoic Acid (5:3FTCA)	ND	400	93.6	~~U~~ UJ
812-70-4	3-Perfluoroheptyl Propanoic Acid (7:3FTCA)	ND	400	63.1	~~U~~ UJ

Results Summary
Form 1
Perfluorinated Alkyl Acids by EPA 1633

Client	: TRC Solutions	Lab Number	: L2448177
Project Name	: NYSDEC ELLENVILLE SML	Project Number	: 425272.0000.0000
Lab ID	: L2448177-02	Date Collected	: 08/22/24 10:40
Client ID	: EPA-10B	Date Received	: 08/22/24
Sample Location	: 34-36 CAPE AVE, ELLENVILLE, NY	Date Analyzed	: 09/04/24 13:09
Sample Matrix	: WATER	Date Extracted	: 09/03/24
Analytical Method	: 144,1633	Dilution Factor	: 1
Lab File ID	: SCI05_240904_37	Analyst	: AC
Sample Amount	: 522.17 g	Instrument ID	: LCMS05
Extraction Method	: EPA 1633	GC Column	: Acquity UPLC BEH C18
Extract Volume	: 4000 uL	%Solids	: N/A
GPC Cleanup	: N	Injection Volume	: 3 uL

CAS NO.	Parameter	ng/l Results	RL	MDL	Qualifier
375-22-4	Perfluorobutanoic Acid (PFBA)	ND	6.13	0.980	U
2706-90-3	Perfluoropentanoic Acid (PFPeA)	ND	3.06	0.820	U
375-73-5	Perfluorobutanesulfonic Acid (PFBS)	ND	1.53	0.513	U
757124-72-4	1H,1H,2H,2H-Perfluorohexanesulfonic Acid (4:2FTS)	ND	6.13	1.60	U
307-24-4	Perfluorohexanoic Acid (PFHxA)	ND	1.53	0.452	U
2706-91-4	Perfluoropentanesulfonic Acid (PFPeS)	ND	1.53	0.268	U
375-85-9	Perfluoroheptanoic Acid (PFHpA)	ND	1.53	0.306	U
355-46-4	Perfluorohexanesulfonic Acid (PFHxS)	ND	1.53	0.368	U
335-67-1	Perfluorooctanoic Acid (PFOA)	ND	1.53	0.666	U
27619-97-2	1H,1H,2H,2H-Perfluorooctanesulfonic Acid (6:2FTS)	ND	6.13	2.07	U
375-92-8	Perfluoroheptanesulfonic Acid (PFHpS)	ND	1.53	0.414	U
375-95-1	Perfluorononanoic Acid (PFNA)	ND	1.53	0.483	U
1763-23-1	Perfluorooctanesulfonic Acid (PFOS)	ND	1.53	0.697	U
335-76-2	Perfluorodecanoic Acid (PFDA)	ND	1.53	0.620	U
39108-34-4	1H,1H,2H,2H-Perfluorodecanesulfonic Acid (8:2FTS)	ND	6.13	2.38	U
68259-12-1	Perfluorononanesulfonic Acid (PFNS)	ND	1.53	0.475	U
2355-31-9	N-Methyl Perfluorooctanesulfonamidoaceti c Acid (NMeFOSAA)	ND	1.53	0.835	~~U~~ UJ
2058-94-8	Perfluoroundecanoic Acid (PFUnA)	ND	1.53	0.666	U

Results Summary
Form 1
Perfluorinated Alkyl Acids by EPA 1633

Client	: TRC Solutions	Lab Number	: L2448177
Project Name	: NYSDEC ELLENVILLE SML	Project Number	: 425272.0000.0000
Lab ID	: L2448177-02	Date Collected	: 08/22/24 10:40
Client ID	: EPA-10B	Date Received	: 08/22/24
Sample Location	: 34-36 CAPE AVE, ELLENVILLE, NY	Date Analyzed	: 09/04/24 13:09
Sample Matrix	: WATER	Date Extracted	: 09/03/24
Analytical Method	: 144,1633	Dilution Factor	: 1
Lab File ID	: SCI05_240904_37	Analyst	: AC
Sample Amount	: 522.17 g	Instrument ID	: LCMS05
Extraction Method	: EPA 1633	GC Column	: Acquity UPLC BEH C18
Extract Volume	: 4000 uL	%Solids	: N/A
GPC Cleanup	: N	Injection Volume	: 3 uL

CAS NO.	Parameter	ng/l Results	RL	MDL	Qualifier
335-77-3	Perfluorodecanesulfonic Acid (PFDS)	ND	1.53	0.352	U
754-91-6	Perfluorooctanesulfonamide (PFOSA)	ND	1.53	0.414	U
2991-50-6	N-Ethyl Perfluorooctanesulfonamidoacetic Acid (NEtFOSAA)	ND	1.53	0.827	~~U~~ UJ
307-55-1	Perfluorododecanoic Acid (PFDoA)	ND	1.53	0.705	U
72629-94-8	Perfluorotridecanoic Acid (PFTrDA)	ND	1.53	0.574	U
376-06-7	Perfluorotetradecanoic Acid (PFTeDA)	ND	1.53	0.406	U
13252-13-6	Hexafluoropropylene Oxide Dimer Acid (HFPO-DA)	ND	6.13	0.858	U
919005-14-4	4,8-Dioxa-3h-Perfluorononanoic Acid (ADONA)	ND	6.13	0.965	U
79780-39-5	Perfluorododecanesulfonic Acid (PFDoS)	ND	1.53	0.582	U
756426-58-1	9-Chlorohexadecafluoro-3-Oxanone-1-Sulfonic Acid (9Cl-PF3ONS)	ND	6.13	1.26	U
763051-92-9	11-Chloroeicosafluoro-3-Oxaundecane-1-Sulfonic Acid (11Cl-PF3OUdS)	ND	6.13	1.26	U
31506-32-8	N-Methyl Perfluorooctane Sulfonamide (NMeFOSA)	ND	1.53	0.666	U
4151-50-2	N-Ethyl Perfluorooctane Sulfonamide (NEtFOSA)	ND	1.53	0.705	U
24448-09-7	N-Methyl Perfluorooctanesulfonamido Ethanol (NMeFOSE)	ND	15.3	3.60	~~U~~ UJ

Results Summary
Form 1
Perfluorinated Alkyl Acids by EPA 1633

Client	: TRC Solutions	Lab Number	: L2448177
Project Name	: NYSDEC ELLENVILLE SML	Project Number	: 425272.0000.0000
Lab ID	: L2448177-02	Date Collected	: 08/22/24 10:40
Client ID	: EPA-10B	Date Received	: 08/22/24
Sample Location	: 34-36 CAPE AVE, ELLENVILLE, NY	Date Analyzed	: 09/04/24 13:09
Sample Matrix	: WATER	Date Extracted	: 09/03/24
Analytical Method	: 144,1633	Dilution Factor	: 1
Lab File ID	: SCI05_240904_37	Analyst	: AC
Sample Amount	: 522.17 g	Instrument ID	: LCMS05
Extraction Method	: EPA 1633	GC Column	: Acquity UPLC BEH C18
Extract Volume	: 4000 uL	%Solids	: N/A
GPC Cleanup	: N	Injection Volume	: 3 uL

CAS NO.	Parameter	ng/l Results	RL	MDL	Qualifier
1691-99-2	N-Ethyl Perfluorooctanesulfonamido Ethanol (NEtFOSE)	ND	15.3	1.88	~~U~~ UJ
377-73-1	Perfluoro-3-Methoxypropanoic Acid (PFMPA)	ND	3.06	0.437	U
863090-89-5	Perfluoro-4-Methoxybutanoic Acid (PFMBA)	ND	3.06	0.406	U
113507-82-7	Perfluoro(2-Ethoxyethane)Sulfonic Acid (PFEESA)	ND	3.06	0.337	U
151772-58-6	Nonafluoro-3,6-Dioxaheptanoic Acid (NFDHA)	ND	3.06	1.81	U
356-02-5	3-Perfluoropropyl Propanoic Acid (3:3FTCA)	ND	7.66	2.53	U
914637-49-3	2H,2H,3H,3H-Perfluorooctanoic Acid (5:3FTCA)	ND	38.3	8.96	U
812-70-4	3-Perfluoroheptyl Propanoic Acid (7:3FTCA)	ND	38.3	6.04	U

Results Summary
Form 1
Perfluorinated Alkyl Acids by EPA 1633

Client	: TRC Solutions	Lab Number	: L2448177
Project Name	: NYSDEC ELLENVILLE SML	Project Number	: 425272.0000.0000
Lab ID	: L2448177-03	Date Collected	: 08/22/24 12:00
Client ID	: EPA-DUP-01	Date Received	: 08/22/24
Sample Location	: 34-36 CAPE AVE, ELLENVILLE, NY	Date Analyzed	: 09/04/24 13:48
Sample Matrix	: WATER	Date Extracted	: 09/03/24
Analytical Method	: 144,1633	Dilution Factor	: 1
Lab File ID	: SCI05_240904_40	Analyst	: AC
Sample Amount	: 508.72 g	Instrument ID	: LCMS05
Extraction Method	: EPA 1633	GC Column	: Acquity UPLC BEH C18
Extract Volume	: 4000 uL	%Solids	: N/A
GPC Cleanup	: N	Injection Volume	: 3 uL

CAS NO.	Parameter	ng/l Results	RL	MDL	Qualifier
375-22-4	Perfluorobutanoic Acid (PFBA)	ND	6.29	1.01	U
2706-90-3	Perfluoropentanoic Acid (PFPeA)	ND	3.14	0.841	U
375-73-5	Perfluorobutanesulfonic Acid (PFBS)	ND	1.57	0.527	U
757124-72-4	1H,1H,2H,2H-Perfluorohexanesulfonic Acid (4:2FTS)	ND	6.29	1.64	U
307-24-4	Perfluorohexanoic Acid (PFHxA)	ND	1.57	0.464	U
2706-91-4	Perfluoropentanesulfonic Acid (PFPeS)	ND	1.57	0.275	U
375-85-9	Perfluoroheptanoic Acid (PFHpA)	ND	1.57	0.314	U
355-46-4	Perfluorohexanesulfonic Acid (PFHxS)	ND	1.57	0.377	U
335-67-1	Perfluorooctanoic Acid (PFOA)	ND	1.57	0.684	U
27619-97-2	1H,1H,2H,2H-Perfluorooctanesulfonic Acid (6:2FTS)	ND	6.29	2.12	U
375-92-8	Perfluoroheptanesulfonic Acid (PFHpS)	ND	1.57	0.424	U
375-95-1	Perfluorononanoic Acid (PFNA)	ND	1.57	0.495	U
1763-23-1	Perfluorooctanesulfonic Acid (PFOS)	ND	1.57	0.716	U
335-76-2	Perfluorodecanoic Acid (PFDA)	ND	1.57	0.637	U
39108-34-4	1H,1H,2H,2H-Perfluorodecanesulfonic Acid (8:2FTS)	ND	6.29	2.44	U
68259-12-1	Perfluorononanesulfonic Acid (PFNS)	ND	1.57	0.487	U
2355-31-9	N-Methyl Perfluorooctanesulfonamidoaceti c Acid (NMeFOSAA)	ND	1.57	0.857	~~U~~ UJ
2058-94-8	Perfluoroundecanoic Acid (PFUnA)	ND	1.57	0.684	U

Results Summary
Form 1
Perfluorinated Alkyl Acids by EPA 1633

Client	: TRC Solutions	Lab Number	: L2448177
Project Name	: NYSDEC ELLENVILLE SML	Project Number	: 425272.0000.0000
Lab ID	: L2448177-03	Date Collected	: 08/22/24 12:00
Client ID	: EPA-DUP-01	Date Received	: 08/22/24
Sample Location	: 34-36 CAPE AVE, ELLENVILLE, NY	Date Analyzed	: 09/04/24 13:48
Sample Matrix	: WATER	Date Extracted	: 09/03/24
Analytical Method	: 144,1633	Dilution Factor	: 1
Lab File ID	: SCI05_240904_40	Analyst	: AC
Sample Amount	: 508.72 g	Instrument ID	: LCMS05
Extraction Method	: EPA 1633	GC Column	: Acquity UPLC BEH C18
Extract Volume	: 4000 uL	%Solids	: N/A
GPC Cleanup	: N	Injection Volume	: 3 uL

CAS NO.	Parameter	ng/l Results	RL	MDL	Qualifier
335-77-3	Perfluorodecanesulfonic Acid (PFDS)	ND	1.57	0.362	U
754-91-6	Perfluorooctanesulfonamide (PFOSA)	ND	1.57	0.424	U
2991-50-6	N-Ethyl Perfluorooctanesulfonamidoacetic Acid (NEtFOSAA)	ND	1.57	0.849	~~U~~ UJ
307-55-1	Perfluorododecanoic Acid (PFDoA)	ND	1.57	0.723	U
72629-94-8	Perfluorotridecanoic Acid (PFTrDA)	ND	1.57	0.590	U
376-06-7	Perfluorotetradecanoic Acid (PFTeDA)	ND	1.57	0.417	U
13252-13-6	Hexafluoropropylene Oxide Dimer Acid (HFPO-DA)	ND	6.29	0.881	U
919005-14-4	4,8-Dioxa-3h-Perfluorononanoic Acid (ADONA)	ND	6.29	0.991	U
79780-39-5	Perfluorododecanesulfonic Acid (PFDoS)	ND	1.57	0.598	U
756426-58-1	9-Chlorohexadecafluoro-3-Oxanone-1-Sulfonic Acid (9Cl-PF3ONS)	ND	6.29	1.30	U
763051-92-9	11-Chloroeicosafluoro-3-Oxaundecane-1-Sulfonic Acid (11Cl-PF3OUdS)	ND	6.29	1.30	U
31506-32-8	N-Methyl Perfluorooctane Sulfonamide (NMeFOSA)	ND	1.57	0.684	U
4151-50-2	N-Ethyl Perfluorooctane Sulfonamide (NEtFOSA)	ND	1.57	0.723	U
24448-09-7	N-Methyl Perfluorooctanesulfonamido Ethanol (NMeFOSE)	ND	15.7	3.70	~~U~~ UJ

Results Summary
Form 1
Perfluorinated Alkyl Acids by EPA 1633

Client	: TRC Solutions	Lab Number	: L2448177
Project Name	: NYSDEC ELLENVILLE SML	Project Number	: 425272.0000.0000
Lab ID	: L2448177-03	Date Collected	: 08/22/24 12:00
Client ID	: EPA-DUP-01	Date Received	: 08/22/24
Sample Location	: 34-36 CAPE AVE, ELLENVILLE, NY	Date Analyzed	: 09/04/24 13:48
Sample Matrix	: WATER	Date Extracted	: 09/03/24
Analytical Method	: 144,1633	Dilution Factor	: 1
Lab File ID	: SCI05_240904_40	Analyst	: AC
Sample Amount	: 508.72 g	Instrument ID	: LCMS05
Extraction Method	: EPA 1633	GC Column	: Acquity UPLC BEH C18
Extract Volume	: 4000 uL	%Solids	: N/A
GPC Cleanup	: N	Injection Volume	: 3 uL

CAS NO.	Parameter	ng/l Results	RL	MDL	Qualifier
1691-99-2	N-Ethyl Perfluorooctanesulfonamido Ethanol (NEtFOSE)	ND	15.7	1.93	~~U~~ UJ
377-73-1	Perfluoro-3-Methoxypropanoic Acid (PFMPA)	ND	3.14	0.448	U
863090-89-5	Perfluoro-4-Methoxybutanoic Acid (PFMBA)	ND	3.14	0.417	U
113507-82-7	Perfluoro(2-Ethoxyethane)Sulfonic Acid (PFEESA)	ND	3.14	0.346	U
151772-58-6	Nonafluoro-3,6-Dioxaheptanoic Acid (NFDHA)	ND	3.14	1.86	U
356-02-5	3-Perfluoropropyl Propanoic Acid (3:3FTCA)	ND	7.86	2.59	U
914637-49-3	2H,2H,3H,3H-Perfluorooctanoic Acid (5:3FTCA)	ND	39.3	9.20	U
812-70-4	3-Perfluoroheptyl Propanoic Acid (7:3FTCA)	ND	39.3	6.20	U

Results Summary
Form 1
Perfluorinated Alkyl Acids by EPA 1633

Client	: TRC Solutions	Lab Number	: L2448177
Project Name	: NYSDEC ELLENVILLE SML	Project Number	: 425272.0000.0000
Lab ID	: L2448177-04RE	Date Collected	: 08/22/24 11:15
Client ID	: EPA-10	Date Received	: 08/22/24
Sample Location	: 34-36 CAPE AVE, ELLENVILLE, NY	Date Analyzed	: 09/08/24 18:09
Sample Matrix	: WATER	Date Extracted	: 09/06/24
Analytical Method	: 144,1633	Dilution Factor	: 1
Lab File ID	: SCI05_240908_20	Analyst	: ANH
Sample Amount	: 50 g	Instrument ID	: LCMS05
Extraction Method	: EPA 1633	GC Column	: Acquity UPLC BEH C18
Extract Volume	: 4000 uL	%Solids	: N/A
GPC Cleanup	: N	Injection Volume	: 3 uL

CAS NO.	Parameter	ng/l Results	RL	MDL	Qualifier
375-22-4	Perfluorobutanoic Acid (PFBA)	ND	64.0	10.2	~~U~~ UJ
2706-90-3	Perfluoropentanoic Acid (PFPeA)	ND	32.0	8.56	~~U~~ UJ
375-73-5	Perfluorobutanesulfonic Acid (PFBS)	ND	16.0	5.36	~~U~~ UJ
757124-72-4	1H,1H,2H,2H-Perfluorohexanesulfonic Acid (4:2FTS)	ND	64.0	16.7	~~U~~ UJ
307-24-4	Perfluorohexanoic Acid (PFHxA)	ND	16.0	4.72	~~U~~ UJ
2706-91-4	Perfluoropentanesulfonic Acid (PFPeS)	ND	16.0	2.80	~~U~~ UJ
375-85-9	Perfluoroheptanoic Acid (PFHpA)	ND	16.0	3.20	~~U~~ UJ
355-46-4	Perfluorohexanesulfonic Acid (PFHxS)	ND	16.0	3.84	~~U~~ UJ
335-67-1	Perfluorooctanoic Acid (PFOA)	ND	16.0	6.96	~~U~~ UJ
27619-97-2	1H,1H,2H,2H-Perfluorooctanesulfonic Acid (6:2FTS)	ND	64.0	21.6	~~U~~ UJ
375-92-8	Perfluoroheptanesulfonic Acid (PFHpS)	ND	16.0	4.32	~~U~~ UJ
375-95-1	Perfluorononanoic Acid (PFNA)	ND	16.0	5.04	~~U~~ UJ
1763-23-1	Perfluorooctanesulfonic Acid (PFOS)	11.4	16.0	7.28	~~J~~ J
335-76-2	Perfluorodecanoic Acid (PFDA)	ND	16.0	6.48	~~U~~ UJ
39108-34-4	1H,1H,2H,2H-Perfluorodecanesulfonic Acid (8:2FTS)	ND	64.0	24.9	~~U~~ UJ
68259-12-1	Perfluorononanesulfonic Acid (PFNS)	ND	16.0	4.96	~~U~~ UJ
2355-31-9	N-Methyl Perfluorooctanesulfonamidoaceti c Acid (NMeFOSAA)	ND	16.0	8.72	~~U~~ UJ
2058-94-8	Perfluoroundecanoic Acid (PFUnA)	ND	16.0	6.96	~~U~~ UJ

Results Summary
Form 1
Perfluorinated Alkyl Acids by EPA 1633

Client	: TRC Solutions	Lab Number	: L2448177
Project Name	: NYSDEC ELLENVILLE SML	Project Number	: 425272.0000.0000
Lab ID	: L2448177-04RE	Date Collected	: 08/22/24 11:15
Client ID	: EPA-10	Date Received	: 08/22/24
Sample Location	: 34-36 CAPE AVE, ELLENVILLE, NY	Date Analyzed	: 09/08/24 18:09
Sample Matrix	: WATER	Date Extracted	: 09/06/24
Analytical Method	: 144,1633	Dilution Factor	: 1
Lab File ID	: SCI05_240908_20	Analyst	: ANH
Sample Amount	: 50 g	Instrument ID	: LCMS05
Extraction Method	: EPA 1633	GC Column	: Acquity UPLC BEH C18
Extract Volume	: 4000 uL	%Solids	: N/A
GPC Cleanup	: N	Injection Volume	: 3 uL

CAS NO.	Parameter	ng/l Results	RL	MDL	Qualifier
335-77-3	Perfluorodecanesulfonic Acid (PFDS)	ND	16.0	3.68	~~U~~ UJ
754-91-6	Perfluorooctanesulfonamide (PFOSA)	ND	16.0	4.32	~~U~~ UJ
2991-50-6	N-Ethyl Perfluorooctanesulfonamidoacetic Acid (NEtFOSAA)	ND	16.0	8.64	~~U~~ UJ
307-55-1	Perfluorododecanoic Acid (PFDoA)	ND	16.0	7.36	~~U~~ UJ
72629-94-8	Perfluorotridecanoic Acid (PFTrDA)	ND	16.0	6.00	~~U~~ UJ
376-06-7	Perfluorotetradecanoic Acid (PFTeDA)	ND	16.0	4.24	~~U~~ UJ
13252-13-6	Hexafluoropropylene Oxide Dimer Acid (HFPO-DA)	ND	64.0	8.96	~~U~~ UJ
919005-14-4	4,8-Dioxa-3h-Perfluorononanoic Acid (ADONA)	ND	64.0	10.1	~~U~~ UJ
79780-39-5	Perfluorododecanesulfonic Acid (PFDoS)	ND	16.0	6.08	~~U~~ UJ
756426-58-1	9-Chlorohexadecafluoro-3-Oxanone-1-Sulfonic Acid (9Cl-PF3ONS)	ND	64.0	13.2	~~U~~ UJ
763051-92-9	11-Chloroeicosafluoro-3-Oxaundecane-1-Sulfonic Acid (11Cl-PF3OUdS)	ND	64.0	13.2	~~U~~ UJ
31506-32-8	N-Methyl Perfluorooctane Sulfonamide (NMeFOSA)	ND	16.0	6.96	~~U~~ UJ
4151-50-2	N-Ethyl Perfluorooctane Sulfonamide (NEtFOSA)	ND	16.0	7.36	~~U~~ UJ
24448-09-7	N-Methyl Perfluorooctanesulfonamido Ethanol (NMeFOSE)	ND	160	37.6	~~U~~ UJ

Results Summary
Form 1
Perfluorinated Alkyl Acids by EPA 1633

Client	: TRC Solutions	Lab Number	: L2448177
Project Name	: NYSDEC ELLENVILLE SML	Project Number	: 425272.0000.0000
Lab ID	: L2448177-04RE	Date Collected	: 08/22/24 11:15
Client ID	: EPA-10	Date Received	: 08/22/24
Sample Location	: 34-36 CAPE AVE, ELLENVILLE, NY	Date Analyzed	: 09/08/24 18:09
Sample Matrix	: WATER	Date Extracted	: 09/06/24
Analytical Method	: 144,1633	Dilution Factor	: 1
Lab File ID	: SCI05_240908_20	Analyst	: ANH
Sample Amount	: 50 g	Instrument ID	: LCMS05
Extraction Method	: EPA 1633	GC Column	: Acquity UPLC BEH C18
Extract Volume	: 4000 uL	%Solids	: N/A
GPC Cleanup	: N	Injection Volume	: 3 uL

CAS NO.	Parameter	ng/l Results	RL	MDL	Qualifier
1691-99-2	N-Ethyl Perfluorooctanesulfonamido Ethanol (NEtFOSE)	ND	160	19.6	~~U~~ UJ
377-73-1	Perfluoro-3-Methoxypropanoic Acid (PFMPA)	ND	32.0	4.56	~~U~~ UJ
863090-89-5	Perfluoro-4-Methoxybutanoic Acid (PFMBA)	ND	32.0	4.24	~~U~~ UJ
113507-82-7	Perfluoro(2-Ethoxyethane)Sulfonic Acid (PFEESA)	ND	32.0	3.52	~~U~~ UJ
151772-58-6	Nonafluoro-3,6-Dioxaheptanoic Acid (NFDHA)	ND	32.0	18.9	~~U~~ UJ
356-02-5	3-Perfluoropropyl Propanoic Acid (3:3FTCA)	ND	80.0	26.4	~~U~~ UJ
914637-49-3	2H,2H,3H,3H-Perfluorooctanoic Acid (5:3FTCA)	ND	400	93.6	~~U~~ UJ
812-70-4	3-Perfluoroheptyl Propanoic Acid (7:3FTCA)	ND	400	63.1	~~U~~ UJ

Results Summary
Form 1
Perfluorinated Alkyl Acids by EPA 1633

Client	: TRC Solutions	Lab Number	: L2448177
Project Name	: NYSDEC ELLENVILLE SML	Project Number	: 425272.0000.0000
Lab ID	: L2448177-05RE	Date Collected	: 08/22/24 11:45
Client ID	: EPA-8B	Date Received	: 08/22/24
Sample Location	: 34-36 CAPE AVE, ELLENVILLE, NY	Date Analyzed	: 09/08/24 18:22
Sample Matrix	: WATER	Date Extracted	: 09/06/24
Analytical Method	: 144,1633	Dilution Factor	: 1
Lab File ID	: SCI05_240908_21	Analyst	: ANH
Sample Amount	: 100 g	Instrument ID	: LCMS05
Extraction Method	: EPA 1633	GC Column	: Acquity UPLC BEH C18
Extract Volume	: 4000 uL	%Solids	: N/A
GPC Cleanup	: N	Injection Volume	: 3 uL

CAS NO.	Parameter	ng/l Results	RL	MDL	Qualifier
375-22-4	Perfluorobutanoic Acid (PFBA)	ND	32.0	5.12	~~U~~ UJ
2706-90-3	Perfluoropentanoic Acid (PFPeA)	ND	16.0	4.28	~~U~~ UJ
375-73-5	Perfluorobutanesulfonic Acid (PFBS)	ND	8.00	2.68	~~U~~ UJ
757124-72-4	1H,1H,2H,2H-Perfluorohexanesulfonic Acid (4:2FTS)	ND	32.0	8.36	~~U~~ UJ
307-24-4	Perfluorohexanoic Acid (PFHxA)	ND	8.00	2.36	~~U~~ UJ
2706-91-4	Perfluoropentanesulfonic Acid (PFPeS)	ND	8.00	1.40	~~U~~ UJ
375-85-9	Perfluoroheptanoic Acid (PFHpA)	ND	8.00	1.60	~~U~~ UJ
355-46-4	Perfluorohexanesulfonic Acid (PFHxS)	ND	8.00	1.92	~~U~~ UJ
335-67-1	Perfluorooctanoic Acid (PFOA)	ND	8.00	3.48	~~U~~ UJ
27619-97-2	1H,1H,2H,2H-Perfluorooctanesulfonic Acid (6:2FTS)	ND	32.0	10.8	~~U~~ UJ
375-92-8	Perfluoroheptanesulfonic Acid (PFHpS)	ND	8.00	2.16	~~U~~ UJ
375-95-1	Perfluorononanoic Acid (PFNA)	ND	8.00	2.52	~~U~~ UJ
1763-23-1	Perfluorooctanesulfonic Acid (PFOS)	ND	8.00	3.64	~~U~~ UJ
335-76-2	Perfluorodecanoic Acid (PFDA)	ND	8.00	3.24	~~U~~ UJ
39108-34-4	1H,1H,2H,2H-Perfluorodecanesulfonic Acid (8:2FTS)	ND	32.0	12.4	~~U~~ UJ
68259-12-1	Perfluorononanesulfonic Acid (PFNS)	ND	8.00	2.48	~~U~~ UJ
2355-31-9	N-Methyl Perfluorooctanesulfonamidoaceti c Acid (NMeFOSAA)	ND	8.00	4.36	~~U~~ UJ
2058-94-8	Perfluoroundecanoic Acid (PFUnA)	ND	8.00	3.48	~~U~~ UJ

Results Summary
Form 1
Perfluorinated Alkyl Acids by EPA 1633

Client	: TRC Solutions	Lab Number	: L2448177
Project Name	: NYSDEC ELLENVILLE SML	Project Number	: 425272.0000.0000
Lab ID	: L2448177-05RE	Date Collected	: 08/22/24 11:45
Client ID	: EPA-8B	Date Received	: 08/22/24
Sample Location	: 34-36 CAPE AVE, ELLENVILLE, NY	Date Analyzed	: 09/08/24 18:22
Sample Matrix	: WATER	Date Extracted	: 09/06/24
Analytical Method	: 144,1633	Dilution Factor	: 1
Lab File ID	: SCI05_240908_21	Analyst	: ANH
Sample Amount	: 100 g	Instrument ID	: LCMS05
Extraction Method	: EPA 1633	GC Column	: Acquity UPLC BEH C18
Extract Volume	: 4000 uL	%Solids	: N/A
GPC Cleanup	: N	Injection Volume	: 3 uL

CAS NO.	Parameter	ng/l Results	RL	MDL	Qualifier
335-77-3	Perfluorodecanesulfonic Acid (PFDS)	ND	8.00	1.84	~~U~~ UJ
754-91-6	Perfluorooctanesulfonamide (PFOSA)	ND	8.00	2.16	~~U~~ UJ
2991-50-6	N-Ethyl Perfluorooctanesulfonamidoacetic Acid (NEtFOSAA)	ND	8.00	4.32	~~U~~ UJ
307-55-1	Perfluorododecanoic Acid (PFDoA)	ND	8.00	3.68	~~U~~ UJ
72629-94-8	Perfluorotridecanoic Acid (PFTrDA)	ND	8.00	3.00	~~U~~ UJ
376-06-7	Perfluorotetradecanoic Acid (PFTeDA)	ND	8.00	2.12	~~U~~ UJ
13252-13-6	Hexafluoropropylene Oxide Dimer Acid (HFPO-DA)	ND	32.0	4.48	~~U~~ UJ
919005-14-4	4,8-Dioxa-3h-Perfluorononanoic Acid (ADONA)	ND	32.0	5.04	~~U~~ UJ
79780-39-5	Perfluorododecanesulfonic Acid (PFDoS)	ND	8.00	3.04	~~U~~ UJ
756426-58-1	9-Chlorohexadecafluoro-3-Oxanone-1-Sulfonic Acid (9Cl-PF3ONS)	ND	32.0	6.60	~~U~~ UJ
763051-92-9	11-Chloroeicosafluoro-3-Oxaundecane-1-Sulfonic Acid (11Cl-PF3OUdS)	ND	32.0	6.60	~~U~~ UJ
31506-32-8	N-Methyl Perfluorooctane Sulfonamide (NMeFOSA)	ND	8.00	3.48	~~U~~ UJ
4151-50-2	N-Ethyl Perfluorooctane Sulfonamide (NEtFOSA)	ND	8.00	3.68	~~U~~ UJ
24448-09-7	N-Methyl Perfluorooctanesulfonamido Ethanol (NMeFOSE)	ND	80.0	18.8	~~U~~ UJ

Results Summary
Form 1
Perfluorinated Alkyl Acids by EPA 1633

Client	: TRC Solutions	Lab Number	: L2448177
Project Name	: NYSDEC ELLENVILLE SML	Project Number	: 425272.0000.0000
Lab ID	: L2448177-05RE	Date Collected	: 08/22/24 11:45
Client ID	: EPA-8B	Date Received	: 08/22/24
Sample Location	: 34-36 CAPE AVE, ELLENVILLE, NY	Date Analyzed	: 09/08/24 18:22
Sample Matrix	: WATER	Date Extracted	: 09/06/24
Analytical Method	: 144,1633	Dilution Factor	: 1
Lab File ID	: SCI05_240908_21	Analyst	: ANH
Sample Amount	: 100 g	Instrument ID	: LCMS05
Extraction Method	: EPA 1633	GC Column	: Acquity UPLC BEH C18
Extract Volume	: 4000 uL	%Solids	: N/A
GPC Cleanup	: N	Injection Volume	: 3 uL

CAS NO.	Parameter	ng/l Results	RL	MDL	Qualifier
1691-99-2	N-Ethyl Perfluorooctanesulfonamido Ethanol (NEtFOSE)	ND	80.0	9.80	~~U~~ UJ
377-73-1	Perfluoro-3-Methoxypropanoic Acid (PFMPA)	ND	16.0	2.28	~~U~~ UJ
863090-89-5	Perfluoro-4-Methoxybutanoic Acid (PFMBA)	ND	16.0	2.12	~~U~~ UJ
113507-82-7	Perfluoro(2-Ethoxyethane)Sulfonic Acid (PFEESA)	ND	16.0	1.76	~~U~~ UJ
151772-58-6	Nonafluoro-3,6-Dioxaheptanoic Acid (NFDHA)	ND	16.0	9.44	~~U~~ UJ
356-02-5	3-Perfluoropropyl Propanoic Acid (3:3FTCA)	ND	40.0	13.2	~~U~~ UJ
914637-49-3	2H,2H,3H,3H-Perfluorooctanoic Acid (5:3FTCA)	ND	200	46.8	~~U~~ UJ
812-70-4	3-Perfluoroheptyl Propanoic Acid (7:3FTCA)	ND	200	31.6	~~U~~ UJ

Results Summary
Form 1
Perfluorinated Alkyl Acids by EPA 1633

Client	: TRC Solutions	Lab Number	: L2448177
Project Name	: NYSDEC ELLENVILLE SML	Project Number	: 425272.0000.0000
Lab ID	: L2448177-06RE	Date Collected	: 08/22/24 12:05
Client ID	: EPA-9	Date Received	: 08/22/24
Sample Location	: 34-36 CAPE AVE, ELLENVILLE, NY	Date Analyzed	: 09/08/24 18:34
Sample Matrix	: WATER	Date Extracted	: 09/06/24
Analytical Method	: 144,1633	Dilution Factor	: 1
Lab File ID	: SCI05_240908_22	Analyst	: ANH
Sample Amount	: 100 g	Instrument ID	: LCMS05
Extraction Method	: EPA 1633	GC Column	: Acquity UPLC BEH C18
Extract Volume	: 4000 uL	%Solids	: N/A
GPC Cleanup	: N	Injection Volume	: 3 uL

CAS NO.	Parameter	ng/l Results	RL	MDL	Qualifier
375-22-4	Perfluorobutanoic Acid (PFBA)	ND	32.0	5.12	~~U~~ UJ
2706-90-3	Perfluoropentanoic Acid (PFPeA)	ND	16.0	4.28	~~U~~ UJ
375-73-5	Perfluorobutanesulfonic Acid (PFBS)	ND	8.00	2.68	~~U~~ UJ
757124-72-4	1H,1H,2H,2H-Perfluorohexanesulfonic Acid (4:2FTS)	ND	32.0	8.36	~~U~~ UJ
307-24-4	Perfluorohexanoic Acid (PFHxA)	ND	8.00	2.36	~~U~~ UJ
2706-91-4	Perfluoropentanesulfonic Acid (PFPeS)	ND	8.00	1.40	~~U~~ UJ
375-85-9	Perfluoroheptanoic Acid (PFHpA)	1.76	8.00	1.60	~~J~~ J
355-46-4	Perfluorohexanesulfonic Acid (PFHxS)	2.52	8.00	1.92	~~J~~ J
335-67-1	Perfluorooctanoic Acid (PFOA)	8.28	8.00	3.48	J
27619-97-2	1H,1H,2H,2H-Perfluorooctanesulfonic Acid (6:2FTS)	ND	32.0	10.8	~~U~~ UJ
375-92-8	Perfluoroheptanesulfonic Acid (PFHpS)	ND	8.00	2.16	~~U~~ UJ
375-95-1	Perfluorononanoic Acid (PFNA)	ND	8.00	2.52	~~U~~ UJ
1763-23-1	Perfluorooctanesulfonic Acid (PFOS)	14.3	8.00	3.64	
335-76-2	Perfluorodecanoic Acid (PFDA)	ND	8.00	3.24	~~U~~ UJ
39108-34-4	1H,1H,2H,2H-Perfluorodecanesulfonic Acid (8:2FTS)	ND	32.0	12.4	~~U~~ UJ
68259-12-1	Perfluorononanesulfonic Acid (PFNS)	ND	8.00	2.48	~~U~~ UJ
2355-31-9	N-Methyl Perfluorooctanesulfonamidoaceti c Acid (NMeFOSAA)	ND	8.00	4.36	~~U~~ UJ
2058-94-8	Perfluoroundecanoic Acid (PFUnA)	ND	8.00	3.48	~~U~~ UJ

Results Summary
Form 1
Perfluorinated Alkyl Acids by EPA 1633

Client	: TRC Solutions	Lab Number	: L2448177
Project Name	: NYSDEC ELLENVILLE SML	Project Number	: 425272.0000.0000
Lab ID	: L2448177-06RE	Date Collected	: 08/22/24 12:05
Client ID	: EPA-9	Date Received	: 08/22/24
Sample Location	: 34-36 CAPE AVE, ELLENVILLE, NY	Date Analyzed	: 09/08/24 18:34
Sample Matrix	: WATER	Date Extracted	: 09/06/24
Analytical Method	: 144,1633	Dilution Factor	: 1
Lab File ID	: SCI05_240908_22	Analyst	: ANH
Sample Amount	: 100 g	Instrument ID	: LCMS05
Extraction Method	: EPA 1633	GC Column	: Acquity UPLC BEH C18
Extract Volume	: 4000 uL	%Solids	: N/A
GPC Cleanup	: N	Injection Volume	: 3 uL

CAS NO.	Parameter	ng/l Results	RL	MDL	Qualifier
335-77-3	Perfluorodecanesulfonic Acid (PFDS)	ND	8.00	1.84	~~U~~ UJ
754-91-6	Perfluorooctanesulfonamide (PFOSA)	ND	8.00	2.16	~~U~~ UJ
2991-50-6	N-Ethyl Perfluorooctanesulfonamidoacetic Acid (NEtFOSAA)	ND	8.00	4.32	~~U~~ UJ
307-55-1	Perfluorododecanoic Acid (PFDoA)	ND	8.00	3.68	~~U~~ UJ
72629-94-8	Perfluorotridecanoic Acid (PFTrDA)	ND	8.00	3.00	~~U~~ UJ
376-06-7	Perfluorotetradecanoic Acid (PFTeDA)	ND	8.00	2.12	~~U~~ UJ
13252-13-6	Hexafluoropropylene Oxide Dimer Acid (HFPO-DA)	ND	32.0	4.48	~~U~~ UJ
919005-14-4	4,8-Dioxa-3h-Perfluorononanoic Acid (ADONA)	ND	32.0	5.04	~~U~~ UJ
79780-39-5	Perfluorododecanesulfonic Acid (PFDoS)	ND	8.00	3.04	~~U~~ UJ
756426-58-1	9-Chlorohexadecafluoro-3-Oxanone-1-Sulfonic Acid (9Cl-PF3ONS)	ND	32.0	6.60	~~U~~ UJ
763051-92-9	11-Chloroeicosafluoro-3-Oxaundecane-1-Sulfonic Acid (11Cl-PF3OUdS)	ND	32.0	6.60	~~U~~ UJ
31506-32-8	N-Methyl Perfluorooctane Sulfonamide (NMeFOSA)	ND	8.00	3.48	~~U~~ UJ
4151-50-2	N-Ethyl Perfluorooctane Sulfonamide (NEtFOSA)	ND	8.00	3.68	~~U~~ UJ
24448-09-7	N-Methyl Perfluorooctanesulfonamido Ethanol (NMeFOSE)	ND	80.0	18.8	~~U~~ UJ

Results Summary
Form 1
Perfluorinated Alkyl Acids by EPA 1633

Client	: TRC Solutions	Lab Number	: L2448177
Project Name	: NYSDEC ELLENVILLE SML	Project Number	: 425272.0000.0000
Lab ID	: L2448177-06RE	Date Collected	: 08/22/24 12:05
Client ID	: EPA-9	Date Received	: 08/22/24
Sample Location	: 34-36 CAPE AVE, ELLENVILLE, NY	Date Analyzed	: 09/08/24 18:34
Sample Matrix	: WATER	Date Extracted	: 09/06/24
Analytical Method	: 144,1633	Dilution Factor	: 1
Lab File ID	: SCI05_240908_22	Analyst	: ANH
Sample Amount	: 100 g	Instrument ID	: LCMS05
Extraction Method	: EPA 1633	GC Column	: Acquity UPLC BEH C18
Extract Volume	: 4000 uL	%Solids	: N/A
GPC Cleanup	: N	Injection Volume	: 3 uL

CAS NO.	Parameter	ng/l Results	RL	MDL	Qualifier
1691-99-2	N-Ethyl Perfluorooctanesulfonamido Ethanol (NEtFOSE)	ND	80.0	9.80	~~U~~ UJ
377-73-1	Perfluoro-3-Methoxypropanoic Acid (PFMPA)	ND	16.0	2.28	~~U~~ UJ
863090-89-5	Perfluoro-4-Methoxybutanoic Acid (PFMBA)	ND	16.0	2.12	~~U~~ UJ
113507-82-7	Perfluoro(2-Ethoxyethane)Sulfonic Acid (PFEESA)	ND	16.0	1.76	~~U~~ UJ
151772-58-6	Nonafluoro-3,6-Dioxaheptanoic Acid (NFDHA)	ND	16.0	9.44	~~U~~ UJ
356-02-5	3-Perfluoropropyl Propanoic Acid (3:3FTCA)	ND	40.0	13.2	~~U~~ UJ
914637-49-3	2H,2H,3H,3H-Perfluorooctanoic Acid (5:3FTCA)	ND	200	46.8	~~U~~ UJ
812-70-4	3-Perfluoroheptyl Propanoic Acid (7:3FTCA)	ND	200	31.6	~~U~~ UJ

QC NONCONFORMANCE DOCUMENTATION

Calibration Verification Summary
Form 7
Semivolatiles

Client	: TRC Solutions	Lab Number	: L2448177
Project Name	: NYSDEC ELLENVILLE SML	Project Number	: 425272.0000.0000
Instrument ID	: LCMS05	Calibration Date	: 09/04/24 10:18
Lab File ID	: SCI05_240904_24	Init. Calib. Date(s)	: 08/13/24 08/13/24
Sample No	: WG1967171-8	Init. Calib. Times	: 21:50 23:32
Channel	:		

Compound	Concentration (ng/ml)	True Value (ng/ml)	% Recovery	QC Limits
Perfluorobutanoic Acid (PFBA)	11.195	10.000	112	70-130
Perfluoropentanoic Acid (PFPeA)	6.269	5.000	125.4	70-130
Perfluorobutanesulfonic Acid (PFBS)	2.319	2.217	104.6	70-130
Perfluorohexanoic Acid (PFHxA)	2.798	2.500	111.9	70-130
1H,1H,2H,2H-Perfluorohexanesulfonic Acid (4:2FTS)	9.056	9.375	96.6	70-130
Perfluoropentanesulfonic Acid (PFPeS)	2.602	2.353	110.6	70-130
Perfluoroheptanoic Acid (PFHpA)	2.776	2.500	111	70-130
Perfluorohexanesulfonic Acid (PFHxS)	2.571	2.285	112.5	70-130
Perfluorooctanoic Acid (PFOA)	2.580	2.500	103.2	70-130
1H,1H,2H,2H-Perfluorooctanesulfonic Acid (6:2FTS)	10.481	9.500	110.3	70-130
Perfluoroheptanesulfonic Acid (PFHpS)	2.470	2.382	103.7	70-130
Perfluorononanoic Acid (PFNA)	3.044	2.500	121.8	70-130
Perfluorooctanesulfonic Acid (PFOS)	2.337	2.320	100.8	70-130
Perfluorodecanoic Acid (PFDA)	2.831	2.500	113.3	70-130
1H,1H,2H,2H-Perfluorodecanesulfonic Acid (8:2FTS)	11.853	9.600	123.5	70-130
Perfluorononanesulfonic Acid (PFNS)	2.517	2.405	104.7	70-130
N-Methyl Perfluorooctanesulfonamidoacetic Acid (NMeFOSAA)	3.139	2.500	125.6	70-130
Perfluoroundecanoic Acid (PFUnA)	2.974	2.500	119	70-130
Perfluorodecanesulfonic Acid (PFDS)	2.398	2.413	99.4	70-130
Perfluorooctanesulfonamide (PFOSA)	2.691	2.500	107.7	70-130
N-Ethyl Perfluorooctanesulfonamidoacetic Acid (NEtFOSAA)	2.828	2.500	113.1	70-130
Perfluorododecanoic Acid (PFDoA)	2.104	2.500	84.2	70-130
Perfluorotridecanoic Acid (PFTrDA)	2.025	2.500	81	70-130
Perfluorotetradecanoic Acid (PFTeDA)	2.860	2.500	114.4	70-130
2,3,3,3-Tetrafluoro-2-[1,1,2,2,3,3,3-Heptafluoropropoxy]-Propanoic Acid (HFPO-DA)	11.197	10.000	112	70-130
4,8-Dioxa-3h-Perfluorononanoic Acid (ADONA)	10.088	9.450	106.8	70-130
Perfluorododecanesulfonic Acid (PFDoS)	2.342	2.425	96.6	70-130
9-Chlorohexadecafluoro-3-Oxanone-1-Sulfonic Acid (9Cl-PF3ONS)	11.405	9.350	122	70-130
11-Chloroeicosafluoro-3-Oxaundecane-1-Sulfonic Acid (11Cl-PF3OUdS)	10.602	9.450	112.2	70-130
N-Methyl Perfluorooctane Sulfonamide (NMeFOSA)	2.943	2.500	117.7	70-130
N-Ethyl Perfluorooctane Sulfonamide (NEtFOSA)	2.810	2.500	112.4	70-130
N-Methyl Perfluorooctanesulfonamido Ethanol (NMeFOSE)	25.677	25.000	102.7	70-130
N-Ethyl Perfluorooctanesulfonamido Ethanol (NEtFOSE)	26.437	25.000	105.8	70-130
Perfluoro-3-Methoxypropanoic Acid (PFMPA)	5.685	5.000	113.7	70-130
Perfluoro-4-Methoxybutanoic Acid (PFMBA)	5.735	5.000	114.7	70-130
Perfluoro(2-Ethoxyethane)Sulfonic Acid (PFEESA)	5.534	4.450	124.4	70-130
Nonafluoro-3,6-Dioxaheptanoic Acid (NFDHA)	4.967	5.000	99.3	70-130
3-Perfluoropropyl Propanoic Acid (3:3FTCA)	17.486	12.500	139.9*	70-130
2H,2H,3H,3H-Perfluorooctanoic Acid (5:3FTCA)	69.219	62.500	110.8	70-130
3-Perfluoroheptyl Propanoic Acid (7:3FTCA)	45.035	62.500	72.1	70-130
Perfluoro-n-[13C4]Butanoic Acid (13C4-PFBA)	10.181	10.000	101.8	70-130
Perfluoro-n-[13C5]Pentanoic Acid (13C5-PFPeA)	5.497	5.000	109.9	70-130
Perfluoro-1-[2,3,4-13C3]Butanesulfonic Acid (13C3-PFBS)	2.390	2.330	102.6	70-130

* Value outside of QC limits.

Quantify Sample Summary Report SCIEX OS Version 3.0.0.3339 CCB WG1967171-9
Alpha Analytical Inc.
Dataset: D:\Analyst Data\Projects\PFAS\2024_09_04\Data\SCI05_240904_25.wiff
Last Altered: 9/4/2024 3:05:05 PM
Generated: 9/4/2024 12:49:27 PM

	Analyte Name	CAS	RT	Trace	Area	M Flag	Conc (ng/mL)	Ion Ratio	Expected Ratio	Ion Q	%Rec
68	7:3FTCA	812-70-4	8.22	441.1 / 316.9	8917		0.094	1.831	1.558	Pass	N/A
69	7:3FTCA_2	812-70-4	8.21	441.1 / 337.1	16330		0.119	1.831	1.558	Pass	N/A
70	PFEESA	113507-82-7	N/A	315.1 / 135.0	N/A		N/A	N/A	0.087	N/A	N/A
71	PFEESA_2	113507-82-7	N/A	315.1 / 82.9	N/A		N/A	N/A	0.087	N/A	N/A
72	PFMPA	377-73-1	N/A	229.0 / 85.0	N/A		N/A	N/A	N/A	N/A	N/A
73	PFMBA	863090-89-5	N/A	279.0 / 85.0	N/A		N/A	N/A	N/A	N/A	N/A
74	NFDHA	151772-58-6	N/A	295.0 / 201.0	N/A		N/A	N/A	0.910	N/A	N/A
75	NFDHA_2	151772-58-6	N/A	295.0 / 84.9	N/A		N/A	N/A	0.910	N/A	N/A
76	TDCA	516-50-7	N/A	499.1 / 124.1	N/A		N/A	N/A	40.716	N/A	N/A
77	TDCA_2	516-50-7	N/A	499.1 / 79.9	N/A		N/A	N/A	40.716	N/A	N/A
78	13C2D4-4:2FTS	Surr	5.17	333.2 / 312.1	445305		2.369	N/A	N/A	N/A	N/A
79	13C2-PFOA	Surr	7.54	415.0 / 370.0	1550899		1.143	N/A	N/A	N/A	N/A

	Analyte Name	CAS	RT	Trace	Area	M Flag	Conc (ng/mL)	Ion Ratio	Expected Ratio	Ion Q	%Rec
	13C4-PFBA	EIS	2.84	217.0 / 172.0	2565128		9.955	NA	NA	NA	99.6

CCB WG1967171-11

Quantify Sample Summary Report SCIEX OS Version 3.0.0.3339
Alpha Analytical Inc.
Dataset: D:\Analyst Data\Projects\PFAS\2024_09_04\Data\SCI05_240904_44.wiff
Last Altered: 9/4/2024 9:23:11 PM
Generated: 9/4/2024 3:37:06 PM

	Analyte Name	CAS	RT	Trace	Area	M Flag	Conc (ng/mL)	Ion Ratio	Expected Ratio	Ion Q	%Rec
38	4:2FTS	757124-72-4	5.16	327.1 / 307.1	13550		0.087	0.523	0.516	Pass	N/A
39	4:2FTS_2	757124-72-4	5.16	327.1 / 81.1	7082		0.085	0.523	0.516	Pass	N/A
40	6:2FTS	27619-97-2	N/A	427.2 / 407.2	N/A		N/A	N/A	0.565	N/A	N/A
41	6:2FTS_2	27619-97-2	N/A	427.2 / 81.1	N/A		N/A	N/A	0.565	N/A	N/A
42	8:2FTS	39108-34-4	N/A	527.2 / 507.2	N/A		N/A	N/A	0.662	N/A	N/A
43	8:2FTS_2	39108-34-4	N/A	527.2 / 81.1	N/A		N/A	N/A	0.662	N/A	N/A
44	PFOSA	754-91-6	N/A	498.1 / 78.1	N/A		N/A	N/A	0.025	N/A	N/A
45	PFOSA_2	754-91-6	N/A	498.1 / 478.0	N/A		N/A	N/A	0.025	N/A	N/A
46	NMeFOSA	31506-32-8	N/A	512.2 / 219.0	N/A		N/A	N/A	1.551	N/A	N/A
47	NMeFOSA_2	31506-32-8	N/A	512.2 / 169.0	N/A		N/A	N/A	1.551	N/A	N/A
48	NEtFOSA	4151-50-2	N/A	526.2 / 219.0	N/A		N/A	N/A	1.285	N/A	N/A
49	NEtFOSA_2	4151-50-2	N/A	526.2 / 169.0	N/A		N/A	N/A	1.285	N/A	N/A
50	NMeFOSAA	2355-31-9	N/A	570.2 / 419.1	N/A		N/A	N/A	0.700	N/A	N/A
51	NMeFOSAA_2	2355-31-9	N/A	570.2 / 483.0	N/A		N/A	N/A	0.700	N/A	N/A
52	NEtFOSAA	2991-50-6	N/A	584.2 / 419.1	N/A		N/A	N/A	0.487	N/A	N/A

Quantify Sample Summary Report SCIEX OS Version 3.0.0.3339 CCB WG1967171-11
Alpha Analytical Inc.
Dataset: D:\Analyst Data\Projects\PFAS\2024_09_04\Data\SCI05_240904_44.wiff
Last Altered: 9/4/2024 9:23:11 PM
Generated: 9/4/2024 3:37:06 PM

	Analyte Name	CAS	RT	Trace	Area	M Flag	Conc (ng/mL)	Ion Ratio	Expected Ratio	Ion Q	%Rec
68	7:3FTCA	812-70-4	8.20	441.1 / 316.9	13412		0.136	1.762	1.558	Pass	N/A
69	7:3FTCA_2	812-70-4	8.20	441.1 / 337.1	23632		0.166	1.762	1.558	Pass	N/A
70	PFEESA	113507-82-7	N/A	315.1 / 135.0	N/A		N/A	N/A	0.087	N/A	N/A
71	PFEESA_2	113507-82-7	N/A	315.1 / 82.9	N/A		N/A	N/A	0.087	N/A	N/A
72	PFMPA	377-73-1	N/A	229.0 / 85.0	N/A		N/A	N/A	N/A	N/A	N/A
73	PFMBA	863090-89-5	N/A	279.0 / 85.0	N/A		N/A	N/A	N/A	N/A	N/A
74	NFDHA	151772-58-6	N/A	295.0 / 201.0	N/A		N/A	N/A	0.910	N/A	N/A
75	NFDHA_2	151772-58-6	N/A	295.0 / 84.9	N/A		N/A	N/A	0.910	N/A	N/A
76	TDCA	516-50-7	N/A	499.1 / 124.1	N/A		N/A	N/A	40.716	N/A	N/A
77	TDCA_2	516-50-7	N/A	499.1 / 79.9	N/A		N/A	N/A	40.716	N/A	N/A
78	13C2D4-4:2FTS	Surr	5.15	333.2 / 312.1	472748		2.365	N/A	N/A	N/A	N/A
79	13C2-PFOA	Surr	7.49	415.0 / 370.0	1552411		1.155	N/A	N/A	N/A	N/A

	Analyte Name	CAS	RT	Trace	Area	M Flag	Conc (ng/mL)	Ion Ratio	Expected Ratio	Ion Q	%Rec
	13C4-PFBA	EIS	2.84	217.0 / 172.0	2538159		9.709	NA	NA	NA	97.1

Quantify Sample Summary Report SCIEX OS Version 3.0.0.3339 CCB WG1968907-7
Alpha Analytical Inc.
Dataset: D:\Analyst Data\Projects\PFAS\2024_09_08\Data\SCI05_240908_10.wiff
Last Altered: 9/8/2024 8:12:19 PM
Generated: 9/8/2024 3:18:26 PM

	Analyte Name	CAS	RT	Trace	Area	M Flag	Conc (ng/mL)	Ion Ratio	Expected Ratio	Ion Q	%Rec
38	4:2FTS	757124-72-4	5.13	327.1 / 307.1	13168		0.087	0.466	0.516	Pass	N/A
39	4:2FTS_2	757124-72-4	5.13	327.1 / 81.1	6132		0.076	0.466	0.516	Pass	N/A
40	6:2FTS	27619-97-2	N/A	427.2 / 407.2	N/A		N/A	N/A	0.565	N/A	N/A
41	6:2FTS_2	27619-97-2	N/A	427.2 / 81.1	N/A		N/A	N/A	0.565	N/A	N/A
42	8:2FTS	39108-34-4	N/A	527.2 / 507.2	N/A		N/A	N/A	0.662	N/A	N/A
43	8:2FTS_2	39108-34-4	N/A	527.2 / 81.1	N/A		N/A	N/A	0.662	N/A	N/A
44	PFOSA	754-91-6	N/A	498.1 / 78.1	N/A		N/A	N/A	0.025	N/A	N/A
45	PFOSA_2	754-91-6	N/A	498.1 / 478.0	N/A		N/A	N/A	0.025	N/A	N/A
46	NMeFOSA	31506-32-8	N/A	512.2 / 219.0	N/A		N/A	N/A	1.551	N/A	N/A
47	NMeFOSA_2	31506-32-8	N/A	512.2 / 169.0	N/A		N/A	N/A	1.551	N/A	N/A
48	NEtFOSA	4151-50-2	N/A	526.2 / 219.0	N/A		N/A	N/A	1.285	N/A	N/A
49	NEtFOSA_2	4151-50-2	N/A	526.2 / 169.0	N/A		N/A	N/A	1.285	N/A	N/A
50	NMeFOSAA	2355-31-9	N/A	570.2 / 419.1	N/A		N/A	N/A	0.700	N/A	N/A
51	NMeFOSAA_2	2355-31-9	N/A	570.2 / 483.0	N/A		N/A	N/A	0.700	N/A	N/A
52	NEtFOSAA	2991-50-6	N/A	584.2 / 419.1	N/A		N/A	N/A	0.487	N/A	N/A

Quantify Sample Summary Report SCIEX OS Version 3.0.0.3339 CCB WG1968907-9
Alpha Analytical Inc.
Dataset: D:\Analyst Data\Projects\PFAS\2024_09_08\Data\SCI05_240908_27.wiff
Last Altered: 9/9/2024 2:04:13 PM
Generated: 9/9/2024 10:23:11 AM

	Analyte Name	CAS	RT	Trace	Area	M Flag	Conc (ng/mL)	Ion Ratio	Expected Ratio	Ion Q	%Rec
38	4:2FTS	757124-72-4	5.13	327.1 / 307.1	16577		0.094	0.480	0.516	Pass	N/A
39	4:2FTS_2	757124-72-4	5.13	327.1 / 81.1	7962		0.084	0.480	0.516	Pass	N/A
40	6:2FTS	27619-97-2	N/A	427.2 / 407.2	N/A		N/A	N/A	0.565	N/A	N/A
41	6:2FTS_2	27619-97-2	N/A	427.2 / 81.1	N/A		N/A	N/A	0.565	N/A	N/A
42	8:2FTS	39108-34-4	N/A	527.2 / 507.2	N/A		N/A	N/A	0.662	N/A	N/A
43	8:2FTS_2	39108-34-4	N/A	527.2 / 81.1	N/A		N/A	N/A	0.662	N/A	N/A
44	PFOSA	754-91-6	N/A	498.1 / 78.1	N/A		N/A	N/A	0.025	N/A	N/A
45	PFOSA_2	754-91-6	N/A	498.1 / 478.0	N/A		N/A	N/A	0.025	N/A	N/A
46	NMeFOSA	31506-32-8	N/A	512.2 / 219.0	N/A		N/A	N/A	1.551	N/A	N/A
47	NMeFOSA_2	31506-32-8	N/A	512.2 / 169.0	N/A		N/A	N/A	1.551	N/A	N/A
48	NEtFOSA	4151-50-2	N/A	526.2 / 219.0	N/A		N/A	N/A	1.285	N/A	N/A
49	NEtFOSA_2	4151-50-2	N/A	526.2 / 169.0	N/A		N/A	N/A	1.285	N/A	N/A
50	NMeFOSAA	2355-31-9	N/A	570.2 / 419.1	N/A		N/A	N/A	0.700	N/A	N/A
51	NMeFOSAA_2	2355-31-9	N/A	570.2 / 483.0	N/A		N/A	N/A	0.700	N/A	N/A
52	NEtFOSAA	2991-50-6	N/A	584.2 / 419.1	N/A		N/A	N/A	0.487	N/A	N/A

Quantify Sample Summary Report SCIEX OS Version 3.0.0.3339 CCB WG1968907-9
Alpha Analytical Inc.
Dataset: D:\Analyst Data\Projects\PFAS\2024_09_08\Data\SCI05_240908_27.wiff
Last Altered: 9/9/2024 2:04:13 PM
Generated: 9/9/2024 10:23:11 AM

	Analyte Name	CAS	RT	Trace	Area	M Flag	Conc (ng/mL)	Ion Ratio	Expected Ratio	Ion Q	%Rec
53	NEtFOSAA_2	2991-50-6	N/A	584.2 / 526.2	N/A		N/A	N/A	0.487	N/A	N/A
54	NMeFOSE	24448-09-7	10.08	616.1 / 58.9	8282	m5	0.061	N/A	N/A	N/A	N/A
55	NEtFOSE	1691-99-2	10.28	630.0 / 58.9	13293	m5	0.056	N/A	N/A	N/A	N/A
56	HFPO-DA	13252-13-6	N/A	285.0 / 169.0	N/A		N/A	N/A	0.464	N/A	N/A
57	HFPO-DA_2	13252-13-6	N/A	285.0 / 184.9	N/A		N/A	N/A	0.464	N/A	N/A
58	ADONA	919005-14-4	N/A	377.1 / 251.0	N/A		N/A	N/A	0.634	N/A	N/A
59	ADONA_2	919005-14-4	N/A	377.1 / 84.8	N/A		N/A	N/A	0.634	N/A	N/A
60	9Cl-PF3ONS	756426-58-1	N/A	530.8 / 351.1	N/A		N/A	N/A	0.322	N/A	N/A
61	9Cl-PF3ONS_2	756426-58-1	N/A	532.8 / 353.0	N/A		N/A	N/A	0.322	N/A	N/A
62	11Cl-PF3OUdS	763051-92-9	N/A	630.9 / 451.0	N/A		N/A	N/A	0.331	N/A	N/A
63	11Cl-PF3OUdS_2	763051-92-9	N/A	632.9 / 452.9	N/A		N/A	N/A	0.331	N/A	N/A
64	3:3FTCA	356-02-5	N/A	241.1 / 177.1	N/A		N/A	N/A	1.074	N/A	N/A
65	3:3FTCA_2	356-02-5	N/A	241.1 / 117.0	N/A		N/A	N/A	1.074	N/A	N/A
66	5:3FTCA	914637-49-3	N/A	341.1 / 237.1	N/A		N/A	N/A	0.953	N/A	N/A
67	5:3FTCA_2	914637-49-3	N/A	341.1 / 217.0	N/A		N/A	N/A	0.953	N/A	N/A

Quantify Sample Summary Report SCIEX OS Version 3.0.0.3339 CCB WG1968907-9
Alpha Analytical Inc.
Dataset: D:\Analyst Data\Projects\PFAS\2024_09_08\Data\SCI05_240908_27.wiff
Last Altered: 9/9/2024 2:04:13 PM
Generated: 9/9/2024 10:23:11 AM

	Analyte Name	CAS	RT	Trace	Area	M Flag	Conc (ng/mL)	Ion Ratio	Expected Ratio	Ion Q	%Rec
68	7:3FTCA	812-70-4	8.19	441.1 / 316.9	23802		0.202	1.427	1.558	Pass	N/A
69	7:3FTCA_2	812-70-4	8.19	441.1 / 337.1	33965		0.199	1.427	1.558	Pass	N/A
70	PFEESA	113507-82-7	N/A	315.1 / 135.0	N/A		N/A	N/A	0.087	N/A	N/A
71	PFEESA_2	113507-82-7	N/A	315.1 / 82.9	N/A		N/A	N/A	0.087	N/A	N/A
72	PFMPA	377-73-1	N/A	229.0 / 85.0	N/A		N/A	N/A	N/A	N/A	N/A
73	PFMBA	863090-89-5	N/A	279.0 / 85.0	N/A		N/A	N/A	N/A	N/A	N/A
74	NFDHA	151772-58-6	N/A	295.0 / 201.0	N/A		N/A	N/A	0.910	N/A	N/A
75	NFDHA_2	151772-58-6	N/A	295.0 / 84.9	N/A		N/A	N/A	0.910	N/A	N/A
76	TDCA	516-50-7	N/A	499.1 / 124.1	N/A		N/A	N/A	40.716	N/A	N/A
77	TDCA_2	516-50-7	N/A	499.1 / 79.9	N/A		N/A	N/A	40.716	N/A	N/A
78	13C2D4-4:2FTS	Surr	5.12	333.2 / 312.1	560012		2.805	N/A	N/A	N/A	N/A
79	13C2-PFOA	Surr	7.42	415.0 / 370.0	1605481		1.061	N/A	N/A	N/A	N/A

	Analyte Name	CAS	RT	Trace	Area	M Flag	Conc (ng/mL)	Ion Ratio	Expected Ratio	Ion Q	%Rec
	13C4-PFBA	EIS	2.83	217.0 / 172.0	2807737		9.781	NA	NA	NA	97.8

Laboratory Control Sample Summary
Form 3
Semivolatiles

Client	: TRC Solutions	Lab Number	: L2448177
Project Name	: NYSDEC ELLENVILLE SML	Project Number	: 425272.0000.0000
Matrix (Level)	: WATER ()		
LCS Sample ID	: WG1966857-3	Analysis Date : 09/04/24 11:40	File ID : SCI05_240904_30.wiff
LCSD Sample ID	:	Analysis Date :	File ID :

Parameter	Laboratory Control Sample True (ng/l)	Found (ng/l)	%R		Laboratory Control Duplicate True (ng/l)	Found (ng/l)	%R	RPD	Recovery Limits	RPD Limit
(PFOS)										
Perfluorodecanoic Acid (PFDA)	20	22.2	111					-	40-150	30
1H,1H,2H,2H-Perfluorodecanesulfonic Acid (8:2FTS)	76.8	97.6	127					-	40-150	30
Perfluorononanesulfonic Acid (PFNS)	19.2	18.9	98					-	40-150	30
N-Methyl Perfluorooctanesulfonamidoacetic Acid (NMeFOSAA)	20	30.8	154	Q				-	40-150	30
Perfluoroundecanoic Acid (PFUnA)	20	24.2	121					-	40-150	30
Perfluorodecanesulfonic Acid (PFDS)	19.3	16.5	85					-	40-150	30
Perfluorooctanesulfonamide (PFOSA)	20	24.2	121					-	40-150	30
N-Ethyl Perfluorooctanesulfonamidoacetic Acid (NEtFOSAA)	20	23.0	115					-	40-150	30
Perfluorododecanoic Acid (PFDoA)	20	18.2	91					-	40-150	30
Perfluorotridecanoic Acid (PFTrDA)	20	17.0	85					-	40-150	30

Laboratory Control Sample Summary
Form 3
Semivolatiles

Client	: TRC Solutions	Lab Number	: L2448177
Project Name	: NYSDEC ELLENVILLE SML	Project Number	: 425272.0000.0000
Matrix (Level)	: WATER ()		
LCS Sample ID	: WG1966857-3	Analysis Date : 09/04/24 11:40	File ID : SCI05_240904_30.wiff
LCSD Sample ID	:	Analysis Date :	File ID :

Parameter	Laboratory Control Sample True (ng/l)	Found (ng/l)	%R	Laboratory Control Duplicate True (ng/l)	Found (ng/l)	%R	RPD	Recovery Limits	RPD Limit
Perfluorotetradecanoic Acid (PFTeDA)	20	24.6	123				-	40-150	30
Hexafluoropropylene Oxide Dimer Acid (HFPO-DA)	80	95.2	119				-	40-150	30
4,8-Dioxa-3h-Perfluorononanoic Acid (ADONA)	75.6	80.8	107				-	40-150	30
Perfluorododecanesulfonic Acid (PFDoS)	19.4	14.2	73				-	40-150	30
9-Chlorohexadecafluoro-3-Oxanone-1-Sulfonic Acid (9Cl-PF3ONS)	74.8	74.4	99				-	40-150	30
11-Chloroeicosafluoro-3-Oxaundecane-1-Sulfonic Acid (11Cl-PF3OUdS)	75.6	57.7	76				-	40-150	30
N-Methyl Perfluorooctane Sulfonamide (NMeFOSA)	20	31.0	155 Q				-	40-150	30
N-Ethyl Perfluorooctane Sulfonamide (NEtFOSA)	20	28.4	142				-	40-150	30
N-Methyl Perfluorooctanesulfonami	200	231	115				-	40-150	30

Data Usability Summary Report

Site: Ellenville Scrap Iron & Metal Landfill – Ellenville, NY
Laboratory: Pace/Alpha Analytical – Westborough, MA
SDG No.: L2448177 (Revised October 30, 2024)
Parameters: Metals
Data Reviewer: Nancy Bergstrom/TRC
Peer Reviewer: Elizabeth Denly/TRC
Date: November 7, 2024

Sample Reviewed and Evaluation Summary

6 Groundwater Samples: EPA-3B, EPA-10B, EPA-DUP-01*, EPA-10, EPA-8B, EPA-9

*Field duplicate of EPA-10B

The above-listed samples were collected on August 22, 2024 and were analyzed for metals by SW-846 Methods 6020B and 7470A. The data validation was performed in accordance with *USEPA National Functional Guidelines for Inorganic Superfund Methods Data Review (EPA-542-R-20-006),* November 2020, modified for the SW-846 methodologies utilized.

The data were evaluated based on the following parameters:

	• Overall Evaluation of Data and Potential Usability Issues
	• Data Completeness
*	• Holding Times and Sample Preservation
*	• Inductively Coupled Plasma/Mass Spectrometry (ICP/MS) Tunes
*	• Initial and Continuing Calibrations
	• Interference Check Sample (ICS) Results
	• Blanks
	• Matrix Spike/Matrix Spike Duplicate (MS/MSD) Results
NA	• Laboratory Duplicate Results
	• Serial Dilution Results
*	• Laboratory Control Sample (LCS)/LCS Duplicate (LCSD) Results
	• Internal Standard Results
	• Field Duplicate Results
	• Sample Results and Reported Quantitation Limits (QLs)

*	-	All criteria were met.
NA	-	A laboratory duplicate analysis was not performed on a sample in this data set.

Overall Evaluation of Data and Potential Usability Issues

All results are usable for project objectives. Qualifications applied to data as a result of sampling error are discussed below.

- The positive and nondetect results for select metals in all samples were qualified as estimated (J/UJ) due to field duplicate variability. These results can be used for project objectives as estimated values and as nondetects with estimated QLs, which may have a minor impact on the data usability.

Qualifications applied to the data as a result of analytical error are discussed below.

- Potential uncertainty exists for select metals results that were detected between the method detection limit (MDL) and QL. These results were qualified as estimated (J) in the associated samples. These results can be used for project objectives as estimated values, which may have a minor impact on the data usability.

- The positive results for thallium in samples EPA-DUP-01, EPA-10, and EPA-9 were qualified as nondetect (U) due to calibration blank contamination. These results can be used for project objectives as nondetects, which may have a minor impact on the data usability.

- The positive results for cobalt, copper, and lead in sample EPA-10B were qualified as estimated (J+) with a potential high bias due to positive ICS interferences. However, high bias was not applied since these results were also qualified as estimated (J) due to an unacceptable internal standard percent relative intensity (%RI) and/or field duplicate variability. Thus, the overall qualification was J for cobalt, copper, and lead in this sample. These results can be used for project objectives as estimated values, which may have a minor impact on the data usability.

- The positive results for chromium, cobalt, and nickel in sample EPA-3B were qualified as estimated (J+) with a potential high bias due to positive ICS interferences. However, high bias was not applied since these results were also qualified as estimated (J) due to field duplicate variability. Thus, the overall qualification was J for chromium, cobalt, and nickel in this sample. These results can be used for project objectives as estimated values, which may have a minor impact on the data usability.

- The positive results for cadmium in samples EPA-3B and EPA-10B and selenium in sample EPA-9 were qualified as estimated (J) due to positive ICS interference. This result can be used for project objectives as an estimated value, which may have a minor impact on the data usability.

- The positive result for cadmium in sample EPA-9 was qualified as estimated (J+) with a potential high bias due to positive ICS interference. This result can be used for project objectives as an estimated value, which may have a minor impact on the data usability.

- The positive results for aluminum in all samples were qualified as estimated (J+) with a potential high bias due to high MS/MSD recoveries with an unacceptable post digestion spike (PDS) recovery. However, high bias was not applied since these results were also qualified as estimated (J) due to an unacceptable serial dilution percent difference (%D) and field duplicate variability. Thus, the overall qualification was J for aluminum in all samples. These results can be used for project objectives as estimated values, which may have a minor impact on the data usability.

- The positive and nondetect results for antimony, arsenic, and selenium in all samples were qualified as estimated (J/UJ) due to low MS/MSD recoveries with acceptable PDS recoveries. These results can be used for project objectives as estimated values and as nondetects with estimated QLs, which may have a minor impact on the data usability.

- The positive results for aluminum in all samples were qualified as estimated (J) due to an

unacceptable serial dilution %D. These results can be used for project objectives as estimated values, which may have a minor impact on the data usability.

- The positive results for vanadium, chromium, manganese, cobalt, nickel, copper, and zinc in sample EPA-10B were qualified as estimated (J) due to an unacceptable internal standard %RI. These results can be used for project objectives as estimated values, which may have a minor impact on the data usability.

Data Completeness

The data package was a complete Level IV data deliverable package. However, the following issue was noted on the chain-of-custody: The sample collection dates were missing for all samples except sample EPA-3B. The collection dates were assumed to be the same as sample EPA-3B; no validation action was taken on this basis.

Holding Times and Sample Preservation

All holding time and sample preservation method criteria were met for the metals analyses.

ICP/MS Tune Results

The resolution of the mass calibration was within 0.1 atomic mass units (amu) over the range of 7 to 238 amu. The percent relative standard deviations for all analytes in the tuning solutions met the acceptance criteria of <5%.

Initial and Continuing Calibrations

The initial calibration verification and continuing calibration verification percent recoveries (%Rs) met the method acceptance limits. All initial calibration coefficients were >0.995.

ICS Results

All spiked analytes recovered within the acceptance limits in the ICSA and ICSAB sample analyses. Select metals were detected as positive interference > the absolute value of the MDL in the ICSA analyses performed on instrument ICPMSRQ on 8/28/24 and instrument ICPMSQ2 on 8/29/2024. The interferent iron was detected in samples EPA-10B, EPA-3B, and EPA-9 at concentrations ≥90% of the found ICSA concentrations; therefore, potential interferences were evaluated in these samples. The table below summarizes non-spiked analytes that were detected in the bracketing ICSA analyses at concentrations ≥ the MDL, the associated samples, and the validation actions.

ICSA ID	Analyte	ICSA Result (mg/L)	Validation Actions
R1869495-3	Cadmium	0.0003	The positive result for cadmium was qualified as estimated (J) in sample EPA-10B since it was <QL. The positive results for cobalt, copper, and lead in sample EPA-10B were >QL and would have been qualified as estimated with a potential high bias (J+) in this sample; however, these results were also qualified as estimated due to an unacceptable internal standard %RI and/or field duplicate variability. Thus, the overall qualification was J in this sample.
	Cobalt	0.00214	
	Copper	0.00280	
	Lead	0.00145	
	Arsenic	0.000306	No qualification was required since the noted analytes were detected in the associated sample at concentrations ≥10× the concentration found in the ICSA.
	Barium	0.00128	
	Chromium	0.00146	
	Manganese	0.00456	
	Nickel	0.00284	
	Selenium	0.00403	No qualification was required since selenium was not detected in the associated sample.
Associated sample: EPA-10B			
R1869972-4	Chromium	0.00152	The positive results for chromium, cobalt, and nickel in sample EPA-3B were > QL and would have been qualified as estimated with a potential high bias (J+) in this sample; however, these results were also qualified as estimated due to field duplicate variability. Thus, the overall qualification was J in this sample. The positive result for cadmium in sample EPA-9 was qualified as estimated (J+) with a potential high bias. The positive results for selenium in sample EPA-9 and cadmium in sample EPA-3B were qualified as estimated (J) since the results were <QL. No qualification was required for arsenic, barium, copper, lead, and manganese in sample EPA-3B and arsenic, barium, chromium, cobalt, copper, lead, manganese, and nickel in sample EPA-9 since the noted analytes were detected in these samples at concentrations ≥10× the concentration found in the ICSA. No qualification was required for selenium in sample EPA-3B since selenium was not detected in this sample.
	Cadmium	0.000505	
	Cobalt	0.00205	
	Nickel	0.00269	
	Arsenic	0.00045	
	Barium	0.00132	
	Copper	0.00123	
	Lead	0.00148	
	Manganese	0.0045	
	Selenium	0.00316	
Associated samples: EPA-3B, EPA-9			

Blanks

Metals were not detected in the method blanks. The following table summarizes the method 6020B metals detected in calibration blanks, the concentrations detected, and the resulting validation actions. Initial calibration blank (ICB) results were not evaluated since the ICBs did not bracket any sample analyses.

Calibration Blank	Analyte	Blank Concentration	Validation Action
R1869495-26	Thallium	0.000281 J mg/L	Qualification was not required on this basis since

Calibration Blank	Analyte	Blank Concentration	Validation Action
R1869495-28		0.00030 J mg/L	thallium was not detected in the associated sample.
	Arsenic	0.000175 J mg/L	Qualification was not required on this basis since the result for arsenic was >10x the calibration blank result.
Associated sample: EPA-10B			
R1869972-9	Thallium	0.000240 J mg/L	Qualification was not required on this basis since thallium was not detected in the associated sample.
R1869972-12		0.000930 J mg/L	
Associated sample: EPA-3B			
R1869972-12	Thallium	0.000930 J mg/L	The positive results for thallium in samples EPA-DUP-01, EPA-10, and EPA-9 were qualified as nondetect (U) at the QL since these results were <QL. Qualification was not required for thallium in sample EPA-8B since thallium was not detected in this sample.
R1869972-14		0.000364 J mg/L	
Associated samples: EPA-DUP-01, EPA-10, EPA-8B, EPA-9			

MS/MSD Results

MS/MSD and/or PDS analyses were performed as follows:

- MS/MSD on sample EPA-10B for all metals
- PDS on sample EPA-10B for aluminum, antimony, arsenic, and selenium only

The table below summarizes the %Rs and relative percent differences (RPDs) that did not meet the acceptance criteria (75-125% and 20%, respectively), the associated samples, and the validation actions.

MS/MSD Sample ID	Analyte	MS %R	MSD %R	RPD (%)	PDS %R	Validation Actions
EPA-10B	Calcium	183	203	-	N/A	No qualifications were required on this basis since the concentrations of these metals in the unspiked sample were >4x the spike value.
	Iron	0	0	-	N/A	
	Manganese	185	206	-	N/A	
	Aluminum	136	136	–	244	The positive results for aluminum would have been qualified as estimated (J+) with a potential high bias in all samples in this data set; however, these results were also qualified as estimated due to an unacceptable serial dilution %D and field duplicate variability. Thus, the overall qualification was J.
	Antimony	46	49	-	-	The positive and nondetect results for antimony, arsenic, and selenium in all samples in this data set were qualified as estimated (J/UJ).
	Arsenic	60	63	-	-	
	Selenium	0	42	-	-	
Associated samples: All samples in this data set						
-: Met criteria N/A: Not applicable; a PDS was not performed.						

Laboratory Duplicate Results

A laboratory duplicate analysis was not performed on a sample in this data set.

Serial Dilution Results

Serial dilution analysis was performed on sample EPA-10B for select 6020B metals. The %Ds met the QC acceptance criteria of 20% with one exception. The %D for aluminum (21%) was >20%. The positive results for aluminum in all samples in this data set were qualified as estimated (J).

LCS/LCSD Results

The %Rs and RPDs for all metals were within the laboratory acceptance criteria.

Internal Standard Results

The criteria for all internal standards met the QC acceptance criteria of 70-130% with one exception. The %RI of scandium (Sc45) was 154% for sample EPA-10B. The positive results for vanadium, chromium, manganese, cobalt, nickel, copper, and zinc in sample EPA-10B were qualified as estimated (J).

Field Duplicate Results

Samples EPA-10B/EPA-DUP-01 were submitted as the field duplicate pair with this data set. The following table summarizes the RPDs and/or absolute differences (AbsDs), where applicable, of the detected results. All criteria were met except as noted below.

Field duplicate criteria are as follows:

- RPD ≤ 30 when positive results for one or both samples are ≥ 5× QL
- AbsD ≤ QL when both results are ≤ 5× QL
- If one of the two results is nondetect (positive result for the other), the QL is used to represent the nondetect result in calculating the AbsD.

Analyte	QLs (mg/L)	EPA-10B (mg/L)	EPA-DUP-01 (mg/L)	RPD (%) or AbsD (mg/L)	Validation Action
Aluminum	0.0100	2.29	0.130	RPD: 178.5	The positive and nondetect results for aluminum, arsenic, barium, beryllium, calcium, chromium, cobalt, copper, iron, lead, magnesium, manganese, nickel, potassium, and zinc in all samples in this data set were qualified as estimated (J/UJ).
Arsenic	0.0005	0.00953	0.00072	AbsD: 0.00881	
Barium	0.00100	1.62	0.3069	RPD: 136.3	
Beryllium	0.00050	0.00102	0.00050 U	AbsD: 0.00052	
Calcium	0.200	96.7	31.6	RPD: 101.5	
Chromium	0.00100	0.0201	0.00147	AbsD: 0.01863	
Cobalt	0.00050	0.00929	0.00051	AbsD: 0.00878	
Copper	0.00100	0.0223	0.00158	AbsD: 0.02072	
Iron	0.250/0.0500	484	21.4	RPD: 183.1	
Lead	0.00100	0.00407	0.00100 U	AbsD: 0.003097	
Magnesium	0.0700	13.2	8.42	RPD: 44.2	
Manganese	0.00100	2.568	0.5117	RPD: 133.5	

Analyte	QLs (mg/L)	EPA-10B (mg/L)	EPA-DUP-01 (mg/L)	RPD (%) or AbsD (mg/L)	Validation Action
Nickel	0.00200	0.04073	0.00278	AbsD: 0.03795	
Potassium	0.100	0.818	0.360	AbsD: 0.458	
Zinc	0.01000	0.1205	0.01593	AbsD: 0.10457	
Antimony	0.00400	0.0006 J	0.00400 U	AbsD: 0.0034	None; all criteria were met.
Cadmium	0.00020	0.0001 J	0.00020 U	AbsD: 0.0001	
Sodium	0.300/3.00	13.4	14.5	RPD: 7.89	
Vanadium	0.00500	0.00361 J	0.00500 U	AbsD: 0.00139	
Associated samples: All samples in this data set					

Sample Results and Reported Quantitation Limits

Select metals results were reported between the MDL and QL. These results were qualified as estimated (J) in the associated samples by the laboratory. Sample calculations were spot-checked; there were no errors noted.

The following table summarizes the dilutions that were performed on the samples in this data set.

Sample ID	Analyte	Dilution Factor	Reason For Dilutions
EPA-3B, EPA-10, EPA-8B, EPA-9, EPA-DUP-01	Sodium	10-fold	Dilutions were performed due to elevated concentrations of target analytes which would have exceeded the calibration range if not diluted.
EPA-3B	Iron		
EPA-8B	Chromium		
EPA-9	Manganese		
EPA-10B	Iron	5-fold	

QUALIFIED FORM 1s

Form 1
METALS

Client	: TRC Solutions	Lab Number	: L2448177
Project Name	: NYSDEC ELLENVILLE SML	Project Number	: 425272.0000.0000
Lab ID	: L2448177-02	Date Collected	: 08/22/24 10:40
Client ID	: EPA-10B	Date Received	: 08/22/24
Sample Location	: 34-36 CAPE AVE, ELLENVILLE, NY	Date Analyzed	: 08/28/24 15:32
Sample Matrix	: WATER	Dilution Factor	: 5
Analytical Method	: 1,6020B	Analyst	: EJF
Lab File ID	: WG1964736.pdf	Instrument ID	: ICPMSRQ
Sample Amount	: 50ml	%Solids	: N/A
Digestion Method	: EPA 3005A	Date Digested	: 08/28/24

		mg/l			
CAS NO.	Parameter	Results	RL	MDL	Qualifier
7439-89-6	Iron, Total	484.	0.250	0.0955	J

Form 1
METALS

Client	: TRC Solutions	Lab Number	: L2448177
Project Name	: NYSDEC ELLENVILLE SML	Project Number	: 425272.0000.0000
Lab ID	: L2448177-02	Date Collected	: 08/22/24 10:40
Client ID	: EPA-10B	Date Received	: 08/22/24
Sample Location	: 34-36 CAPE AVE, ELLENVILLE, NY	Date Analyzed	: 08/28/24 15:24
Sample Matrix	: WATER	Dilution Factor	: 1
Analytical Method	: 1,6020B	Analyst	: EJF
Lab File ID	: WG1964736.pdf	Instrument ID	: ICPMSRQ
Sample Amount	: 50ml	%Solids	: N/A
Digestion Method	: EPA 3005A	Date Digested	: 08/28/24

CAS NO.	Parameter	mg/l Results	RL	MDL	Qualifier
7429-90-5	Aluminum, Total	2.29	0.0100	0.00327	J
7440-36-0	Antimony, Total	0.00060	0.00400	0.00042	~~J~~ J
7440-38-2	Arsenic, Total	0.00953	0.00050	0.00016	J
7440-39-3	Barium, Total	1.620	0.00100	0.00017	J
7440-41-7	Beryllium, Total	0.00102	0.00050	0.00010	J
7440-43-9	Cadmium, Total	0.00010	0.00020	0.00005	~~J~~ J
7440-70-2	Calcium, Total	96.7	0.200	0.0394	J
7440-47-3	Chromium, Total	0.02010	0.00100	0.00017	J
7440-48-4	Cobalt, Total	0.00929	0.00050	0.00016	J
7440-50-8	Copper, Total	0.02230	0.00100	0.00038	J
7439-92-1	Lead, Total	0.00407	0.00100	0.00034	J
7439-95-4	Magnesium, Total	13.2	0.0700	0.0242	J
7439-96-5	Manganese, Total	2.568	0.00100	0.00044	J
7440-02-0	Nickel, Total	0.04073	0.00200	0.00055	J
7440-09-7	Potassium, Total	0.818	0.100	0.0309	J
7782-49-2	Selenium, Total	ND	0.00500	0.00173	~~U~~ UJ
7440-22-4	Silver, Total	ND	0.00040	0.00016	U
7440-23-5	Sodium, Total	13.4	0.300	0.0293	
7440-28-0	Thallium, Total	ND	0.00100	0.00014	U
7440-62-2	Vanadium, Total	0.00361	0.00500	0.00157	~~J~~ J
7440-66-6	Zinc, Total	0.1205	0.01000	0.00341	J

Form 1
METALS

Client	: TRC Solutions	Lab Number	: L2448177
Project Name	: NYSDEC ELLENVILLE SML	Project Number	: 425272.0000.0000
Lab ID	: L2448177-02	Date Collected	: 08/22/24 10:40
Client ID	: EPA-10B	Date Received	: 08/22/24
Sample Location	: 34-36 CAPE AVE, ELLENVILLE, NY	Date Analyzed	: 08/29/24 08:50
Sample Matrix	: WATER	Dilution Factor	: 1
Analytical Method	: 1,7470A	Analyst	: JWN
Lab File ID	: WG1965345.pdf	Instrument ID	: NIC1
Sample Amount	: 25ml	%Solids	: N/A
Digestion Method	: EPA 7470A	Date Digested	: 08/28/24

		mg/l			
CAS NO.	Parameter	Results	RL	MDL	Qualifier
7439-97-6	Mercury, Total	ND	0.00020	0.00009	U

Form 1
METALS

Client	: TRC Solutions	Lab Number	: L2448177
Project Name	: NYSDEC ELLENVILLE SML	Project Number	: 425272.0000.0000
Lab ID	: L2448177-01	Date Collected	: 08/22/24 10:20
Client ID	: EPA-3B	Date Received	: 08/22/24
Sample Location	: 34-36 CAPE AVE, ELLENVILLE, NY	Date Analyzed	: 08/29/24 08:46
Sample Matrix	: WATER	Dilution Factor	: 1
Analytical Method	: 1,6020B	Analyst	: EJF
Lab File ID	: WG1965313.csv	Instrument ID	: ICPMSQ2
Sample Amount	: 50ml	%Solids	: N/A
Digestion Method	: EPA 3005A	Date Digested	: 08/28/24

CAS NO.	Parameter	mg/l Results	RL	MDL	Qualifier
7429-90-5	Aluminum, Total	3.35	0.0100	0.00327	J
7440-36-0	Antimony, Total	0.00075	0.00400	0.00042	~~J~~ J
7440-38-2	Arsenic, Total	0.02722	0.00050	0.00016	J
7440-39-3	Barium, Total	0.2956	0.00100	0.00017	J
7440-41-7	Beryllium, Total	0.00033	0.00050	0.00010	~~J~~ J
7440-43-9	Cadmium, Total	0.00015	0.00020	0.00005	~~J~~ J
7440-70-2	Calcium, Total	130.	0.200	0.0394	J
7440-47-3	Chromium, Total	0.00846	0.00100	0.00017	J
7440-48-4	Cobalt, Total	0.00606	0.00050	0.00016	J
7440-50-8	Copper, Total	0.02474	0.00100	0.00038	J
7439-92-1	Lead, Total	0.01893	0.00100	0.00034	J
7439-95-4	Magnesium, Total	29.4	0.0700	0.0242	J
7439-96-5	Manganese, Total	2.958	0.00100	0.00044	J
7440-02-0	Nickel, Total	0.01998	0.00200	0.00055	J
7440-09-7	Potassium, Total	1.30	0.100	0.0309	J
7782-49-2	Selenium, Total	ND	0.00500	0.00173	~~U~~ UJ
7440-22-4	Silver, Total	ND	0.00040	0.00016	U
7440-28-0	Thallium, Total	ND	0.00100	0.00014	U
7440-62-2	Vanadium, Total	0.00484	0.00500	0.00157	J
7440-66-6	Zinc, Total	0.05319	0.01000	0.00341	J

Form 1
METALS

Client	: TRC Solutions	Lab Number	: L2448177
Project Name	: NYSDEC ELLENVILLE SML	Project Number	: 425272.0000.0000
Lab ID	: L2448177-01	Date Collected	: 08/22/24 10:20
Client ID	: EPA-3B	Date Received	: 08/22/24
Sample Location	: 34-36 CAPE AVE, ELLENVILLE, NY	Date Analyzed	: 08/29/24 09:24
Sample Matrix	: WATER	Dilution Factor	: 10
Analytical Method	: 1,6020B	Analyst	: EJF
Lab File ID	: WG1965313.csv	Instrument ID	: ICPMSQ2
Sample Amount	: 50ml	%Solids	: N/A
Digestion Method	: EPA 3005A	Date Digested	: 08/28/24

		mg/l			
CAS NO.	Parameter	Results	RL	MDL	Qualifier
7439-89-6	Iron, Total	365.	0.500	0.191	J
7440-23-5	Sodium, Total	51.6	3.00	0.293	

Form 1
METALS

Client	: TRC Solutions	Lab Number	: L2448177
Project Name	: NYSDEC ELLENVILLE SML	Project Number	: 425272.0000.0000
Lab ID	: L2448177-01	Date Collected	: 08/22/24 10:20
Client ID	: EPA-3B	Date Received	: 08/22/24
Sample Location	: 34-36 CAPE AVE, ELLENVILLE, NY	Date Analyzed	: 08/29/24 09:22
Sample Matrix	: WATER	Dilution Factor	: 1
Analytical Method	: 1,7470A	Analyst	: JWN
Lab File ID	: WG1965345.pdf	Instrument ID	: NIC1
Sample Amount	: 25ml	%Solids	: N/A
Digestion Method	: EPA 7470A	Date Digested	: 08/28/24

		mg/l			
CAS NO.	Parameter	Results	RL	MDL	Qualifier
7439-97-6	Mercury, Total	ND	0.00020	0.00009	U

Form 1
METALS

Client	: TRC Solutions	Lab Number	: L2448177
Project Name	: NYSDEC ELLENVILLE SML	Project Number	: 425272.0000.0000
Lab ID	: L2448177-03	Date Collected	: 08/22/24 12:00
Client ID	: EPA-DUP-01	Date Received	: 08/22/24
Sample Location	: 34-36 CAPE AVE, ELLENVILLE, NY	Date Analyzed	: 08/29/24 09:00
Sample Matrix	: WATER	Dilution Factor	: 1
Analytical Method	: 1,6020B	Analyst	: EJF
Lab File ID	: WG1965313.csv	Instrument ID	: ICPMSQ2
Sample Amount	: 50ml	%Solids	: N/A
Digestion Method	: EPA 3005A	Date Digested	: 08/28/24

CAS NO.	Parameter	mg/l Results	RL	MDL	Qualifier
7429-90-5	Aluminum, Total	0.130	0.0100	0.00327	J
7440-36-0	Antimony, Total	ND	0.00400	0.00042	~~U~~ UJ
7440-38-2	Arsenic, Total	0.00072	0.00050	0.00016	J
7440-39-3	Barium, Total	0.3069	0.00100	0.00017	J
7440-41-7	Beryllium, Total	ND	0.00050	0.00010	~~U~~ UJ
7440-43-9	Cadmium, Total	ND	0.00020	0.00005	U
7440-70-2	Calcium, Total	31.6	0.200	0.0394	J
7440-47-3	Chromium, Total	0.00147	0.00100	0.00017	J
7440-48-4	Cobalt, Total	0.00051	0.00050	0.00016	J
7440-50-8	Copper, Total	0.00158	0.00100	0.00038	J
7439-89-6	Iron, Total	21.4	0.0500	0.0191	J
7439-92-1	Lead, Total	ND	0.00100	0.00034	~~U~~ UJ
7439-95-4	Magnesium, Total	8.42	0.0700	0.0242	J
7439-96-5	Manganese, Total	0.5117	0.00100	0.00044	J
7440-02-0	Nickel, Total	0.00278	0.00200	0.00055	J
7440-09-7	Potassium, Total	0.360	0.100	0.0309	J
7782-49-2	Selenium, Total	ND	0.00500	0.00173	~~U~~ UJ
7440-22-4	Silver, Total	ND	0.00040	0.00016	U
7440-28-0	Thallium, Total	~~0.00026~~	0.00100	0.00014	~~J~~ U
7440-62-2	Vanadium, Total	ND	0.00500	0.00157	U
7440-66-6	Zinc, Total	0.01593	0.01000	0.00341	J

Form 1
METALS

Client	: TRC Solutions	Lab Number	: L2448177
Project Name	: NYSDEC ELLENVILLE SML	Project Number	: 425272.0000.0000
Lab ID	: L2448177-03	Date Collected	: 08/22/24 12:00
Client ID	: EPA-DUP-01	Date Received	: 08/22/24
Sample Location	: 34-36 CAPE AVE, ELLENVILLE, NY	Date Analyzed	: 08/29/24 09:28
Sample Matrix	: WATER	Dilution Factor	: 10
Analytical Method	: 1,6020B	Analyst	: EJF
Lab File ID	: WG1965313.csv	Instrument ID	: ICPMSQ2
Sample Amount	: 50ml	%Solids	: N/A
Digestion Method	: EPA 3005A	Date Digested	: 08/28/24

		mg/l			
CAS NO.	Parameter	Results	RL	MDL	Qualifier
7440-23-5	Sodium, Total	14.5	3.00	0.293	

Form 1
METALS

Client	: TRC Solutions	Lab Number	: L2448177
Project Name	: NYSDEC ELLENVILLE SML	Project Number	: 425272.0000.0000
Lab ID	: L2448177-03	Date Collected	: 08/22/24 12:00
Client ID	: EPA-DUP-01	Date Received	: 08/22/24
Sample Location	: 34-36 CAPE AVE, ELLENVILLE, NY	Date Analyzed	: 08/29/24 09:33
Sample Matrix	: WATER	Dilution Factor	: 1
Analytical Method	: 1,7470A	Analyst	: JWN
Lab File ID	: WG1965345.pdf	Instrument ID	: NIC1
Sample Amount	: 25ml	%Solids	: N/A
Digestion Method	: EPA 7470A	Date Digested	: 08/28/24

		mg/l			
CAS NO.	Parameter	Results	RL	MDL	Qualifier
7439-97-6	Mercury, Total	ND	0.00020	0.00009	U

Form 1
METALS

Client	: TRC Solutions	Lab Number	: L2448177
Project Name	: NYSDEC ELLENVILLE SML	Project Number	: 425272.0000.0000
Lab ID	: L2448177-04	Date Collected	: 08/22/24 11:15
Client ID	: EPA-10	Date Received	: 08/22/24
Sample Location	: 34-36 CAPE AVE, ELLENVILLE, NY	Date Analyzed	: 08/29/24 09:33
Sample Matrix	: WATER	Dilution Factor	: 10
Analytical Method	: 1,6020B	Analyst	: EJF
Lab File ID	: WG1965313.csv	Instrument ID	: ICPMSQ2
Sample Amount	: 50ml	%Solids	: N/A
Digestion Method	: EPA 3005A	Date Digested	: 08/28/24

		mg/l			
CAS NO.	Parameter	Results	RL	MDL	Qualifier
7440-23-5	Sodium, Total	33.4	3.00	0.293	

Form 1
METALS

Client	: TRC Solutions	Lab Number	: L2448177
Project Name	: NYSDEC ELLENVILLE SML	Project Number	: 425272.0000.0000
Lab ID	: L2448177-04	Date Collected	: 08/22/24 11:15
Client ID	: EPA-10	Date Received	: 08/22/24
Sample Location	: 34-36 CAPE AVE, ELLENVILLE, NY	Date Analyzed	: 08/29/24 09:05
Sample Matrix	: WATER	Dilution Factor	: 1
Analytical Method	: 1,6020B	Analyst	: EJF
Lab File ID	: WG1965313.csv	Instrument ID	: ICPMSQ2
Sample Amount	: 50ml	%Solids	: N/A
Digestion Method	: EPA 3005A	Date Digested	: 08/28/24

CAS NO.	Parameter	mg/l Results	RL	MDL	Qualifier
7429-90-5	Aluminum, Total	5.11	0.0100	0.00327	J
7440-36-0	Antimony, Total	0.00065	0.00400	0.00042	~~J~~ J
7440-38-2	Arsenic, Total	0.02325	0.00050	0.00016	J
7440-39-3	Barium, Total	0.1840	0.00100	0.00017	J
7440-41-7	Beryllium, Total	0.00033	0.00050	0.00010	~~J~~ J
7440-43-9	Cadmium, Total	0.00050	0.00020	0.00005	
7440-70-2	Calcium, Total	49.5	0.200	0.0394	J
7440-47-3	Chromium, Total	0.04456	0.00100	0.00017	J
7440-48-4	Cobalt, Total	0.04494	0.00050	0.00016	J
7440-50-8	Copper, Total	0.06126	0.00100	0.00038	J
7439-89-6	Iron, Total	57.3	0.0500	0.0191	J
7439-92-1	Lead, Total	0.01229	0.00100	0.00034	J
7439-95-4	Magnesium, Total	11.0	0.0700	0.0242	J
7439-96-5	Manganese, Total	3.108	0.00100	0.00044	J
7440-02-0	Nickel, Total	0.09222	0.00200	0.00055	J
7440-09-7	Potassium, Total	2.33	0.100	0.0309	J
7782-49-2	Selenium, Total	ND	0.00500	0.00173	~~U~~ UJ
7440-22-4	Silver, Total	ND	0.00040	0.00016	U
7440-28-0	Thallium, Total	~~0.00025~~	0.00100	0.00014	~~J~~ U
7440-62-2	Vanadium, Total	0.00746	0.00500	0.00157	
7440-66-6	Zinc, Total	0.04844	0.01000	0.00341	J

Form 1
METALS

Client	: TRC Solutions	Lab Number	: L2448177
Project Name	: NYSDEC ELLENVILLE SML	Project Number	: 425272.0000.0000
Lab ID	: L2448177-04	Date Collected	: 08/22/24 11:15
Client ID	: EPA-10	Date Received	: 08/22/24
Sample Location	: 34-36 CAPE AVE, ELLENVILLE, NY	Date Analyzed	: 08/29/24 09:37
Sample Matrix	: WATER	Dilution Factor	: 1
Analytical Method	: 1,7470A	Analyst	: JWN
Lab File ID	: WG1965345.pdf	Instrument ID	: NIC1
Sample Amount	: 25ml	%Solids	: N/A
Digestion Method	: EPA 7470A	Date Digested	: 08/28/24

		mg/l			
CAS NO.	Parameter	Results	RL	MDL	Qualifier
7439-97-6	Mercury, Total	ND	0.00020	0.00009	U

Form 1
METALS

Client	: TRC Solutions	Lab Number	: L2448177
Project Name	: NYSDEC ELLENVILLE SML	Project Number	: 425272.0000.0000
Lab ID	: L2448177-05	Date Collected	: 08/22/24 11:45
Client ID	: EPA-8B	Date Received	: 08/22/24
Sample Location	: 34-36 CAPE AVE, ELLENVILLE, NY	Date Analyzed	: 08/29/24 09:37
Sample Matrix	: WATER	Dilution Factor	: 10
Analytical Method	: 1,6020B	Analyst	: EJF
Lab File ID	: WG1965313.csv	Instrument ID	: ICPMSQ2
Sample Amount	: 50ml	%Solids	: N/A
Digestion Method	: EPA 3005A	Date Digested	: 08/28/24

		mg/l			
CAS NO.	Parameter	Results	RL	MDL	Qualifier
7440-47-3	Chromium, Total	0.1459	0.01000	0.00178	J
7440-23-5	Sodium, Total	38.1	3.00	0.293	

Form 1
METALS

Client	: TRC Solutions	Lab Number	: L2448177
Project Name	: NYSDEC ELLENVILLE SML	Project Number	: 425272.0000.0000
Lab ID	: L2448177-05	Date Collected	: 08/22/24 11:45
Client ID	: EPA-8B	Date Received	: 08/22/24
Sample Location	: 34-36 CAPE AVE, ELLENVILLE, NY	Date Analyzed	: 08/29/24 09:09
Sample Matrix	: WATER	Dilution Factor	: 1
Analytical Method	: 1,6020B	Analyst	: EJF
Lab File ID	: WG1965313.csv	Instrument ID	: ICPMSQ2
Sample Amount	: 50ml	%Solids	: N/A
Digestion Method	: EPA 3005A	Date Digested	: 08/28/24

CAS NO.	Parameter	mg/l Results	RL	MDL	Qualifier
7429-90-5	Aluminum, Total	0.745	0.0100	0.00327	J
7440-36-0	Antimony, Total	ND	0.00400	0.00042	~~U~~ UJ
7440-38-2	Arsenic, Total	0.00569	0.00050	0.00016	J
7440-39-3	Barium, Total	0.4341	0.00100	0.00017	J
7440-41-7	Beryllium, Total	0.00013	0.00050	0.00010	~~J~~ J
7440-43-9	Cadmium, Total	0.00011	0.00020	0.00005	J
7440-70-2	Calcium, Total	18.1	0.200	0.0394	J
7440-48-4	Cobalt, Total	0.00843	0.00050	0.00016	J
7440-50-8	Copper, Total	0.06224	0.00100	0.00038	J
7439-89-6	Iron, Total	114.	0.0500	0.0191	J
7439-92-1	Lead, Total	0.00096	0.00100	0.00034	~~J~~ J
7439-95-4	Magnesium, Total	4.86	0.0700	0.0242	J
7439-96-5	Manganese, Total	7.222	0.00100	0.00044	J
7440-02-0	Nickel, Total	0.05215	0.00200	0.00055	J
7440-09-7	Potassium, Total	0.510	0.100	0.0309	J
7782-49-2	Selenium, Total	ND	0.00500	0.00173	~~U~~ UJ
7440-22-4	Silver, Total	ND	0.00040	0.00016	U
7440-28-0	Thallium, Total	ND	0.00100	0.00014	U
7440-62-2	Vanadium, Total	0.00291	0.00500	0.00157	J
7440-66-6	Zinc, Total	0.01940	0.01000	0.00341	J

Form 1
METALS

Client	: TRC Solutions	Lab Number	: L2448177
Project Name	: NYSDEC ELLENVILLE SML	Project Number	: 425272.0000.0000
Lab ID	: L2448177-05	Date Collected	: 08/22/24 11:45
Client ID	: EPA-8B	Date Received	: 08/22/24
Sample Location	: 34-36 CAPE AVE, ELLENVILLE, NY	Date Analyzed	: 08/29/24 09:40
Sample Matrix	: WATER	Dilution Factor	: 1
Analytical Method	: 1,7470A	Analyst	: JWN
Lab File ID	: WG1965345.pdf	Instrument ID	: NIC1
Sample Amount	: 25ml	%Solids	: N/A
Digestion Method	: EPA 7470A	Date Digested	: 08/28/24

		mg/l			
CAS NO.	Parameter	Results	RL	MDL	Qualifier
7439-97-6	Mercury, Total	ND	0.00020	0.00009	U

Form 1
METALS

Client	: TRC Solutions	Lab Number	: L2448177
Project Name	: NYSDEC ELLENVILLE SML	Project Number	: 425272.0000.0000
Lab ID	: L2448177-06	Date Collected	: 08/22/24 12:05
Client ID	: EPA-9	Date Received	: 08/22/24
Sample Location	: 34-36 CAPE AVE, ELLENVILLE, NY	Date Analyzed	: 08/29/24 09:41
Sample Matrix	: WATER	Dilution Factor	: 10
Analytical Method	: 1,6020B	Analyst	: EJF
Lab File ID	: WG1965313.csv	Instrument ID	: ICPMSQ2
Sample Amount	: 50ml	%Solids	: N/A
Digestion Method	: EPA 3005A	Date Digested	: 08/28/24

		mg/l			
CAS NO.	Parameter	Results	RL	MDL	Qualifier
7439-96-5	Manganese, Total	14.75	0.01000	0.00440	J
7440-23-5	Sodium, Total	36.3	3.00	0.293	

Form 1
METALS

Client	: TRC Solutions	Lab Number	: L2448177
Project Name	: NYSDEC ELLENVILLE SML	Project Number	: 425272.0000.0000
Lab ID	: L2448177-06	Date Collected	: 08/22/24 12:05
Client ID	: EPA-9	Date Received	: 08/22/24
Sample Location	: 34-36 CAPE AVE, ELLENVILLE, NY	Date Analyzed	: 08/29/24 09:14
Sample Matrix	: WATER	Dilution Factor	: 1
Analytical Method	: 1,6020B	Analyst	: EJF
Lab File ID	: WG1965313.csv	Instrument ID	: ICPMSQ2
Sample Amount	: 50ml	%Solids	: N/A
Digestion Method	: EPA 3005A	Date Digested	: 08/28/24

CAS NO.	Parameter	mg/l Results	RL	MDL	Qualifier
7429-90-5	Aluminum, Total	15.2	0.0100	0.00327	J
7440-36-0	Antimony, Total	ND	0.00400	0.00042	~~U~~ UJ
7440-38-2	Arsenic, Total	0.04923	0.00050	0.00016	J
7440-39-3	Barium, Total	1.429	0.00100	0.00017	J
7440-41-7	Beryllium, Total	0.00144	0.00050	0.00010	J
7440-43-9	Cadmium, Total	0.00049	0.00020	0.00005	J+
7440-70-2	Calcium, Total	59.4	0.200	0.0394	J
7440-47-3	Chromium, Total	0.03396	0.00100	0.00017	J
7440-48-4	Cobalt, Total	0.02285	0.00050	0.00016	J
7440-50-8	Copper, Total	0.04874	0.00100	0.00038	J
7439-89-6	Iron, Total	245.	0.0500	0.0191	J
7439-92-1	Lead, Total	0.04477	0.00100	0.00034	J
7439-95-4	Magnesium, Total	13.5	0.0700	0.0242	J
7440-02-0	Nickel, Total	0.2137	0.00200	0.00055	J
7440-09-7	Potassium, Total	2.68	0.100	0.0309	J
7782-49-2	Selenium, Total	0.00480	0.00500	0.00173	~~J~~ J
7440-22-4	Silver, Total	0.00018	0.00040	0.00016	J
7440-28-0	Thallium, Total	~~0.00017~~	0.00100	0.00014	~~J~~ U
7440-62-2	Vanadium, Total	0.02274	0.00500	0.00157	
7440-66-6	Zinc, Total	0.1058	0.01000	0.00341	J

Form 1
METALS

Client	: TRC Solutions	Lab Number	: L2448177
Project Name	: NYSDEC ELLENVILLE SML	Project Number	: 425272.0000.0000
Lab ID	: L2448177-06	Date Collected	: 08/22/24 12:05
Client ID	: EPA-9	Date Received	: 08/22/24
Sample Location	: 34-36 CAPE AVE, ELLENVILLE, NY	Date Analyzed	: 08/29/24 09:43
Sample Matrix	: WATER	Dilution Factor	: 1
Analytical Method	: 1,7470A	Analyst	: JWN
Lab File ID	: WG1965345.pdf	Instrument ID	: NIC1
Sample Amount	: 25ml	%Solids	: N/A
Digestion Method	: EPA 7470A	Date Digested	: 08/28/24

		mg/l			
CAS NO.	Parameter	Results	RL	MDL	Qualifier
7439-97-6	Mercury, Total	0.00010	0.00020	0.00009	J

QC NONCONFORMANCE DOCUMENTATION

Form 4a
Interference Check Sample

Client	: TRC Solutions	Lab Number	: L2448177
Project Name	: NYSDEC ELLENVILLE SML	Project Number	: 425272.0000.0000
Instrument ID	: ICPMSRQ	Concentration Units	: ug/l

	True		Initial Found				Final Found			
Lab ID :			R1869495-3							
Analysis Date :			08/28/24 05:48							
Analyte	Sol. A	Sol. AB	Sol. A	%R	Sol. AB	%R	Sol. A	%R	Sol. AB	%R
Aluminum	100000		94400	94						
Antimony			0.212							
Arsenic			0.306							
Barium			1.28							
Beryllium			0.0283							
Cadmium			0.300							
Calcium	300000		317000	106						
Chromium			1.46							
Cobalt			2.14							
Copper			2.80							
Iron	250000		240000	96						
Lead			1.45							
Magnesium	100000		99600	100						
Manganese			4.56							
Nickel			2.84							
Potassium	100000		106000	106						
Selenium			4.03							
Silver			0.0424							
Sodium	250000		268000	107						
Thallium			0.0888							
Vanadium			0.0983							
Zinc			2.02							

Acceptance Criteria: Methods 200.7, 200.8, 6010, 6020
ICSA: 80-120%
ICSAB: 80-120%

Form 4a
Interference Check Sample

Client	: TRC Solutions	Lab Number	: L2448177
Project Name	: NYSDEC ELLENVILLE SML	Project Number	: 425272.0000.0000
Instrument ID	: ICPMSQ2	Concentration Units	: ug/l

	True		Initial Found				Final Found			
Lab ID :			R1869972-4							
Analysis Date :			08/29/24 05:58							
Analyte	Sol. A	Sol. AB	Sol. A	%R	Sol. AB	%R	Sol. A	%R	Sol. AB	%R
Aluminum	100000		96000	96						
Antimony			0.157							
Arsenic			0.450							
Barium			1.32							
Beryllium			0.0267							
Cadmium			0.505							
Calcium	300000		300000	100						
Chromium			1.52							
Cobalt			2.05							
Copper			1.23							
Iron	250000		240000	96						
Lead			1.48							
Magnesium	100000		97500	98						
Manganese			4.50							
Nickel			2.69							
Potassium	100000		98600	99						
Selenium			3.16							
Silver			0.0271							
Sodium	250000		202000	81						
Thallium			0.0431							
Vanadium			0.0331							
Zinc			2.16							

Acceptance Criteria: Methods 200.7, 200.8, 6010, 6020
ICSA: 80-120%
ICSAB: 80-120%

Form 3
Blanks

Client	: TRC Solutions	Lab Number	: L2448177
Project Name	: NYSDEC ELLENVILLE SML	Project Number	: 425272.0000.0000
Instrument ID	: ICPMSRQ		

	Initial Calibration Blank		Continuing Calibration Blank(s)						Preparation Blank	
Lab ID :			R1869495-24		R1869495-26		R1869495-28			
Date Analyzed :			08/28/24 13:43		08/28/24 14:42		08/28/24 15:41			
Parameter	ug/l	Q	ug/l	Q	ug/l	Q	ug/l	Q		Q
Aluminum			3.27	U	3.27	U	3.27	U		
Antimony			0.429	U	0.429	U	0.429	U		
Arsenic			0.165	U	0.165	U	0.175	J		
Barium			0.173	U	0.173	U	0.173	U		
Beryllium			0.107	U	0.107	U	0.107	U		
Cadmium			0.0599	U	0.0599	U	0.0599	U		
Calcium			39.4	U	39.4	U	39.4	U		
Chromium			0.178	U	0.178	U	0.178	U		
Cobalt			0.163	U	0.163	U	0.163	U		
Copper			0.384	U	0.384	U	0.384	U		
Iron			19.1	U	19.1	U	19.1	U		
Lead			0.343	U	0.343	U	0.343	U		
Magnesium			24.2	U	24.2	U	24.2	U		
Manganese			0.440	U	0.440	U	0.440	U		
Nickel			0.556	U	0.556	U	0.556	U		
Potassium			30.9	U	30.9	U	30.9	U		
Selenium			1.73	U	1.73	U	1.73	U		
Silver			0.163	U	0.163	U	0.163	U		
Sodium			29.3	U	29.3	U	29.3	U		
Thallium			0.222	J	0.281	J	0.303	J		
Vanadium			1.57	U	1.57	U	1.57	U		
Zinc			3.41	U	3.41	U	3.41	U		

Form 3
Blanks

Client	: TRC Solutions	Lab Number	: L2448177
Project Name	: NYSDEC ELLENVILLE SML	Project Number	: 425272.0000.0000
Instrument ID	: ICPMSQ2		

	Initial Calibration Blank		Continuing Calibration Blank(s)						Preparation Blank	
Lab ID :	R1869972-2		R1869972-6		R1869972-7		R1869972-9			
Date Analyzed :	08/29/24 05:41		08/29/24 06:16		08/29/24 06:43		08/29/24 07:54			
Parameter	ug/l	Q	ug/l	Q	ug/l	Q	ug/l	Q		Q
Aluminum	3.27	U	3.27	U	3.27	U	3.27	U		
Antimony	0.429	U	0.429	U	0.429	U	0.429	U		
Arsenic	0.165	U	0.451	J	0.165	U	0.165	U		
Barium	0.173	U	0.791		0.173	U	0.173	U		
Beryllium	0.107	U	0.107	U	0.107	U	0.107	U		
Cadmium	0.0599	U	0.0599	U	0.0599	U	0.0599	U		
Calcium	39.4	U	39.4	U	39.4	U	39.4	U		
Chromium	0.178	U	0.178	U	0.178	U	0.178	U		
Cobalt	0.163	U	0.163	U	0.163	U	0.163	U		
Copper	0.384	U	0.904	J	0.384	U	0.384	U		
Iron	19.1	U	19.1	U	19.1	U	19.1	U		
Lead	0.343	U	1.24		0.343	U	0.343	U		
Magnesium	24.2	U	24.2	U	24.2	U	24.2	U		
Manganese	1.89		0.945	J	0.440	U	0.440	U		
Nickel	0.556	U	0.633	J	0.556	U	0.556	U		
Potassium	30.9	U	30.9	U	30.9	U	30.9	U		
Selenium	1.73	U	1.73	U	1.73	U	1.73	U		
Silver	0.163	U	0.163	U	0.163	U	0.163	U		
Sodium	29.3	U	29.3	U	29.3	U	29.3	U		
Thallium	0.369	J	0.287	J	0.143	U	0.240	J		
Vanadium	1.57	U	1.57	U	1.57	U	1.57	U		
Zinc	7.42	J	3.41	U	3.41	U	3.41	U		

Form 3
Blanks

Client	: TRC Solutions	Lab Number	: L2448177
Project Name	: NYSDEC ELLENVILLE SML	Project Number	: 425272.0000.0000
Instrument ID	: ICPMSQ2		

	Initial Calibration Blank		Continuing Calibration Blank(s)				Preparation Blank		
Lab ID :	R1869972-3		R1869972-12		R1869972-14				
Date Analyzed :	08/29/24 05:49		08/29/24 08:55		08/29/24 09:50				
Parameter	ug/l	Q	ug/l	Q	ug/l	Q	ug/l	Q	Q
Aluminum	3.27	U	3.27	U	3.27	U			
Antimony	0.429	U	0.429	U	0.429	U			
Arsenic	0.165	U	0.165	U	0.165	U			
Barium	0.173	U	0.173	U	0.173	U			
Beryllium	0.107	U	0.107	U	0.107	U			
Cadmium	0.0599	U	0.0599	U	0.0599	U			
Calcium	39.4	U	39.4	U	39.4	U			
Chromium	0.178	U	0.178	U	0.178	U			
Cobalt	0.163	U	0.163	U	0.163	U			
Copper	0.384	U	0.384	U	0.384	U			
Iron	19.1	U	19.1	U	19.1	U			
Lead	0.343	U	0.343	U	0.343	U			
Magnesium	24.2	U	24.2	U	24.2	U			
Manganese	0.440	U	0.440	U	0.440	U			
Nickel	0.556	U	0.556	U	0.556	U			
Potassium	30.9	U	30.9	U	30.9	U			
Selenium	1.73	U	1.73	U	1.73	U			
Silver	0.163	U	0.163	U	0.163	U			
Sodium	29.3	U	29.3	U	29.3	U			
Thallium	0.143	U	0.930	J	0.364	J			
Vanadium	1.57	U	1.57	U	1.57	U			
Zinc	3.41	U	3.41	U	3.41	U			

Form 5a
Matrix Spike

Client	: TRC Solutions	Lab Number	: L2448177
Project Name	: NYSDEC ELLENVILLE SML	Project Number	: 425272.0000.0000
Client Sample ID	: EPA-10B	Matrix	: WATER
Lab Sample ID	: L2448177-02		
Matrix Spike	: WG1964761-3	MS Analysis Date	: 08/28/24 14:53
Matrix Spike Dup	: WG1964761-4	MSD Analysis Date	: 08/28/24 14:58

		Matrix Spike Sample				Matrix Spike Duplicate						
Parameter	Sample Conc. (mg/l)	Spike Added (mg/l)	Spike Conc. (mg/l)	%R		Spike Added (mg/l)	Spike Conc. (mg/l)	%R		RPD	Recovery Limits	RPD Limit
Aluminum, Total	2.29	2	5.00	136	Q	2	5.02	136	Q	0	75-125	20
Antimony, Total	0.00060J	0.5	0.2327	46	Q	0.5	0.2454	49	Q	5	75-125	20
Arsenic, Total	0.00953	0.12	0.08154	60	Q	0.12	0.08537	63	Q	5	75-125	20
Barium, Total	1.620	2	3.570	98		2	3.639	101		2	75-125	20
Beryllium, Total	0.00102	0.05	0.05316	104		0.05	0.05372	105		1	75-125	20
Cadmium, Total	0.00010J	0.053	0.05104	96		0.053	0.05314	100		4	75-125	20
Calcium, Total	96.7	10	115.	183	Q	10	117.	203	Q	2	75-125	20
Chromium, Total	0.02010	0.2	0.2240	102		0.2	0.2325	106		4	75-125	20
Cobalt, Total	0.00929	0.5	0.5290	104		0.5	0.5479	108		4	75-125	20
Copper, Total	0.02230	0.25	0.2878	106		0.25	0.2933	108		2	75-125	20
Iron, Total	484.	1	463.	0	Q	1	474.	0	Q	2	75-125	20
Lead, Total	0.00407	0.53	0.5376	101		0.53	0.5453	102		1	75-125	20
Magnesium, Total	13.2	10	24.6	114		10	24.2	110		2	75-125	20
Manganese, Total	2.568	0.5	3.493	185	Q	0.5	3.599	206	Q	3	75-125	20
Nickel, Total	0.04073	0.5	0.5674	105		0.5	0.5909	110		4	75-125	20
Potassium, Total	0.818	10	11.7	109		10	12.3	115		5	75-125	20
Selenium, Total	ND	0.12	0.0426J	0	Q	0.12	0.0504	42	Q	NC	75-125	20
Silver, Total	ND	0.05	0.04818	96		0.05	0.05012	100		4	75-125	20
Sodium, Total	13.4	10	25.4	120		10	24.9	115		2	75-125	20
Thallium, Total	ND	0.12	0.09529	79		0.12	0.09882	82		4	75-125	20
Vanadium, Total	0.00361J	0.5	0.4521	90		0.5	0.4683	94		4	75-125	20
Zinc, Total	0.1205	0.5	0.6376	103		0.5	0.6696	110		5	75-125	20

Form 5b
Post Digest Spike Recovery

Client	: TRC Solutions	Lab Number	: L2448177
Project Name	: NYSDEC ELLENVILLE SML	Project Number	: 425272.0000.0000
Client Sample ID	: EPA-10B	Matrix	: WATER
Lab Sample ID	: L2448177-02		
Post Spike	: WG1964761-5	PS Analysis Date	: 08/28/24 15:02

		Post Spike Sample			
Parameter	Sample Conc. (mg/l)	Spike Added (mg/l)	Spike Conc. (mg/l)	%R	Recovery Limits
Aluminum, Total	2.29	0.5	3.51	244	75-125
Antimony, Total	0.00060J	0.5	0.4711	94	75-125
Arsenic, Total	0.00953	0.5	0.4789	94	75-125
Selenium, Total	ND	0.5	0.464	93	75-125

Form 8
Serial Dilutions

Client	: TRC Solutions	Lab Number	: L2448177
Project Name	: NYSDEC ELLENVILLE SML	Project Number	: 425272.0000.0000
Client Sample ID	: EPA-10B	Matrix	: WATER
Lab Sample ID	: L2448177-02	Analysis Date	: 08/28/24 15:24
Serial Dilution ID	: WG1964761-6	Analysis Date	: 08/28/24 14:48

Parameter	Initial Sample Result (mg/l)	Serial Dilution Result (mg/l)	% Difference	%D Limit
Aluminum, Total	2.29	2.77	21*	20
Barium, Total	1.620	1.589	2	20
Calcium, Total	96.7	99.2	3	20
Magnesium, Total	13.2	14.5	10	20
Manganese, Total	2.568	2.915	14	20
Sodium, Total	13.4	14.1	5	20

Form 15
ICP-MS Internal Standards Relative Intensity Summary

Client	: TRC Solutions	Lab Number	: L2448177
Project Name	: NYSDEC ELLENVILLE SML	Project Number	: 425272.0000.0000
Instrument ID	: ICPMSRQ	Analysis Method	: 1,6020B
Start Date	: 08/28/24	End Date	: 08/28/24

Sample #	Time	Internal Standards %RI For: Lithium	Scandium	Ge	In
WG1964761-6 SERDIL	14:48:47	88	103	98	92
WG1964761-3 MS	14:53:28	89	102	97	94
WG1964761-4 MSD	14:58:09	90	103	97	94
WG1964761-5 PS	15:02:51	93	105	101	94
WG1964761-6 SERDIL	15:07:33	94	106	102	98
L2448177-02 EPA-10B	15:24:18	112	154	130	97
L2448177-02	15:32:13	88	103	97	93
R1869495-27 CCV	15:36:55	86	96	96	94
R1869495-28 CCB	15:41:40	91	99	99	98

Data Usability Summary Report

Site: Ellenville Scrap Iron & Metal Landfill – Ellenville, NY
Laboratory: Pace/Alpha Analytical – Westborough, MA
SDG No.: L2448177 (Revised October 30, 2024)
Parameters: Volatile Organic Compounds (VOCs)
Data Reviewer: Nancy Bergstrom/TRC
Peer Reviewer: Kristen Morin/TRC
Date: November 7, 2024

Samples Reviewed and Evaluation Summary

6 Groundwater Samples: EPA-3B, EPA-10B, EPA-DUP-01*, EPA-10, EPA-8B, EPA-9

*Field duplicate of EPA-10B

1 Trip Blank: TRIP BLANK

The above-listed samples were collected on August 22, 2024 and were analyzed for VOCs by SW-846 Method 8260D. The data validation was performed in accordance with *USEPA National Functional Guidelines for Organic Superfund Methods Data Review (EPA-540-R-20-005),* November 2020, modified for the SW-846 methodology utilized.

The data were evaluated based on the following parameters:

	• Overall Evaluation of Data and Potential Usability Issues
	• Data Completeness
	• Holding Times and Sample Preservation
*	• Gas Chromatography/Mass Spectrometry (GC/MS) Tunes
	• Initial and Continuing Calibrations
*	• Blanks
*	• Surrogate Recoveries
	• Matrix Spike/Matrix Spike Duplicate (MS/MSD) Results
NA	• Laboratory Duplicate Results
	• Laboratory Control Sample/Laboratory Control Sample Duplicate (LCS/LCSD) Results
*	• Field Duplicate Results
*	• Internal Standard Performance
	• Sample Results and Reported Quantitation Limits (QLs)
*	• Target Compound Identification
	• Tentatively Identified Compounds (TICs)

*	-	All criteria were met.
NA	-	A laboratory duplicate analysis was not performed on a sample in this data set.

Overall Evaluation of Data and Potential Usability Issues

All results are usable for project objectives. Qualifications applied to the data as a result of sampling error were not required. Qualifications applied to the data as a result of analytical error are discussed below.

- Potential uncertainty exists for the acetone result in sample EPA-3B due to detection between the method detection limit (MDL) and the QL. The result was qualified as estimated (J) by the laboratory. This result can be used for project objectives as an estimated value, which may have a minor impact on the data usability.

- The positive and nondetect results for 1,4-dioxane, chloroethane, trichlorofluoromethane, acetone, methyl acetate, carbon tetrachloride, 2-butanone, 4-methyl-2-pentanone, tetrachloroethene, and 2-hexanone in all samples in this data set were qualified as estimated (J/UJ) due to calibration nonconformances. These results can be used for project objectives as estimated values and nondetects with estimated QLs, which may have a minor impact on the data usability.

- The nondetect results for methyl acetate were qualified as estimated (UJ) in samples EPA-10B and EPA-DUP-01 due to low MS /MSD recoveries. These results can be used for project objectives as nondetects with estimated QLs, which may have a minor impact on the data usability.

- The nondetect results for methyl acetate were qualified as estimated (UJ) in all samples in this data set due to a low LCS recovery. These results can be used for project objectives as nondetects with estimated QLs, which may have a minor impact on the data usability.

Data Completeness

The data package was a complete Level IV data deliverable package with following note and exception.

- The following issue was noted on the chain-of-custody: The sample collection dates were missing for all samples except sample EPA-3B. The collection dates were assumed to be the same as sample EPA-3B; no validation action was taken on this basis.

- The sequence log for the VOC samples incorrectly reflected the pH of sample EPA-3B. The laboratory was contacted during validation and provided a revised report to correct this information.

Holding Times and Sample Preservation

All holding time and sample preservation criteria were met with the following note.

- The laboratory narrated sample EPA-3B was received at a pH >2. The sample was analyzed within 7 days, which was within the method criteria. Therefore, no validation action was required on this basis.

GC/MS Tunes

All criteria were met.

Initial and Continuing Calibrations

All percent relative standard deviations and correlation coefficients for target compounds were within the method acceptance criteria in the initial calibration (IC) associated with the samples in this data set. The following table summarizes the relative response factor (RRF) that did not meet the method acceptance criteria in the IC associated with the samples in this data set and the validation actions.

Instrument/ IC Date	Compound	RRF	Validation Actions
Elaine 07/31/2024	1,4-Dioxane	0.00192	The nondetect results for 1,4-dioxane were qualified as estimated (UJ) in the associated samples. These results were not rejected since the percent recovery (%R) of 1,4-dioxane in the lowest calibration standard (100%) was >70%.
Associated samples: All samples in this data set.			

Initial calibration verification (ICV) standard results were not reviewed or summarized in this report since the ICVs did not immediately precede any sample analyses.

The following table summarizes the RRF and percent differences (%Ds) that did not meet the method acceptance criteria in the CC standard associated with the samples in this data set and the validation actions.

CC ID	Analyte	%D	RRF	Validation Action
WG1964445-2 08/26/2024	1,4-Dioxane*	-	0.00164	The nondetect results for 1,4-dioxane were qualified as estimated (UJ) in the associated samples.
	Chloroethane	-26.4	-	The positive and nondetect results for the noted VOCs were qualified as estimated (J/UJ) in the associated samples.
	Trichlorofluoromethane	-27.0	-	
	Acetone	23.3	-	
	Methyl acetate	31.6	-	
	Carbon tetrachloride	-21.1	-	
	2-Butanone	27.6	-	
	4-Methyl-2-pentanone	23.9	-	
	Tetrachloroethene	-24.6	-	
	2-Hexanone	31.0	-	
Associated samples: All samples in this data set.				
-: Met criteria * These results were not rejected since the %R of 1,4-dioxane in the lowest initial calibration standard (100%) was >70%.				

Blanks

Target compounds were not detected in the laboratory method blank or trip blank associated with the samples in this data set.

Surrogate Recoveries

The surrogate %Rs met the laboratory acceptance criteria.

MS/MSD Results

MS/MSD analyses were performed on sample EPA-10B. The table below summarizes the %Rs and relative percent differences (RPDs) that did not meet the acceptance criteria and the validation actions.

Parent Sample ID	Compound	MS %R	MSD %R	RPD (%)	MS/MSD %R/RPD Limits	Validation Actions
EPA-10B	Chloroethane	140	-	24	55-138/20	Qualification was not required on this basis since chloroethane was not detected in sample EPA-10B and the associated field duplicate EPA-DUP-01.
	Methyl acetate	60	67	-	70-130/20	The nondetect results for methyl acetate were qualified as estimated (UJ) in the sample EPA-10B and the associated field duplicate EPA-DUP-01.
-: Met criteria						

Laboratory Duplicate Results

A laboratory duplicate analysis was not performed on a sample in this data set.

LCS/LCSD Results

An LCS/LCSD was analyzed on the same day, prior to samples. The RPDs were within the acceptance criteria. The following table summarizes the LCS %R that did not meet the laboratory acceptance criteria and the validation actions.

LCS ID	Compound	LCS %R	LCSD %R	LCS %R Limits	Validation Actions
WG1964445-5LCS	Methyl acetate	68	-	70-130	The nondetect results for methyl acetate were qualified as estimated (UJ) in the associated samples.
Associated samples: All samples in this data set. -: Met criteria					

Field Duplicate Results

Samples EPA-10B/EPA-DUP-01 were submitted as the field duplicate pair with this data set. Evaluation of field duplicate results was not required as no VOCs were detected in the field duplicate pair.

Internal Standard Performance

All criteria were met.

Sample Results and Reported Quantitation Limits

The positive result for acetone in sample EPA-3B was reported between the MDL and QL. This result was qualified as estimated (J) by the laboratory.

Sample calculations were spot-checked; there were no errors noted.

No dilutions were performed on the samples in this data set.

Target Compound Identification

All criteria were met.

Tentatively Identified Compounds

No TICs were reported in the method blank and trip blank. All criteria were met for TIC identifications. The TIC result reported by the laboratory as sulfur dioxide in sample EPA-10B was qualified as tentatively identified and estimated (NJ) by the laboratory.

QUALIFIED FORM 1s

Results Summary
Form 1
Volatile Organics by GC/MS

Client	: TRC Solutions	Lab Number	: L2448177
Project Name	: NYSDEC ELLENVILLE SML	Project Number	: 425272.0000.0000
Lab ID	: L2448177-01	Date Collected	: 08/22/24 10:20
Client ID	: EPA-3B	Date Received	: 08/22/24
Sample Location	: 34-36 CAPE AVE, ELLENVILLE, NY	Date Analyzed	: 08/26/24 22:36
Sample Matrix	: WATER	Dilution Factor	: 1
Analytical Method	: 1,8260D	Analyst	: MJV
Lab File ID	: VE240826A15	Instrument ID	: ELAINE
Sample Amount	: 10 ml	GC Column	: RTX-502.2
Level	: LOW	%Solids	: N/A
Extract Volume (MeOH)	: N/A	Injection Volume	: N/A

CAS NO.	Parameter	ug/L Results	RL	MDL	Qualifier
75-09-2	Methylene chloride	ND	2.5	0.70	U
75-34-3	1,1-Dichloroethane	ND	2.5	0.70	U
67-66-3	Chloroform	ND	2.5	0.70	U
56-23-5	Carbon tetrachloride	ND	0.50	0.13	~~U~~ UJ
78-87-5	1,2-Dichloropropane	ND	1.0	0.14	U
124-48-1	Dibromochloromethane	ND	0.50	0.15	U
79-00-5	1,1,2-Trichloroethane	ND	1.5	0.50	U
127-18-4	Tetrachloroethene	ND	0.50	0.18	~~U~~ UJ
108-90-7	Chlorobenzene	ND	2.5	0.70	U
75-69-4	Trichlorofluoromethane	ND	2.5	0.70	~~U~~ UJ
107-06-2	1,2-Dichloroethane	ND	0.50	0.13	U
71-55-6	1,1,1-Trichloroethane	ND	2.5	0.70	U
75-27-4	Bromodichloromethane	ND	0.50	0.19	U
10061-02-6	trans-1,3-Dichloropropene	ND	0.50	0.16	U
10061-01-5	cis-1,3-Dichloropropene	ND	0.50	0.14	U
75-25-2	Bromoform	ND	2.0	0.65	U
79-34-5	1,1,2,2-Tetrachloroethane	ND	0.50	0.17	U
71-43-2	Benzene	ND	0.50	0.16	U
108-88-3	Toluene	ND	2.5	0.70	U
100-41-4	Ethylbenzene	ND	2.5	0.70	U
74-87-3	Chloromethane	ND	2.5	0.70	U
74-83-9	Bromomethane	ND	2.5	0.70	U
75-01-4	Vinyl chloride	ND	1.0	0.07	U
75-00-3	Chloroethane	ND	2.5	0.70	~~U~~ UJ
75-35-4	1,1-Dichloroethene	ND	0.50	0.17	U

Results Summary
Form 1
Volatile Organics by GC/MS

Client	: TRC Solutions	Lab Number	: L2448177
Project Name	: NYSDEC ELLENVILLE SML	Project Number	: 425272.0000.0000
Lab ID	: L2448177-01	Date Collected	: 08/22/24 10:20
Client ID	: EPA-3B	Date Received	: 08/22/24
Sample Location	: 34-36 CAPE AVE, ELLENVILLE, NY	Date Analyzed	: 08/26/24 22:36
Sample Matrix	: WATER	Dilution Factor	: 1
Analytical Method	: 1,8260D	Analyst	: MJV
Lab File ID	: VE240826A15	Instrument ID	: ELAINE
Sample Amount	: 10 ml	GC Column	: RTX-502.2
Level	: LOW	%Solids	: N/A
Extract Volume (MeOH)	: N/A	Injection Volume	: N/A

		ug/L			
CAS NO.	Parameter	Results	RL	MDL	Qualifier
156-60-5	trans-1,2-Dichloroethene	ND	2.5	0.70	U
79-01-6	Trichloroethene	ND	0.50	0.18	U
95-50-1	1,2-Dichlorobenzene	ND	2.5	0.70	U
541-73-1	1,3-Dichlorobenzene	ND	2.5	0.70	U
106-46-7	1,4-Dichlorobenzene	ND	2.5	0.70	U
1634-04-4	Methyl tert butyl ether	ND	2.5	0.17	U
179601-23-1	p/m-Xylene	ND	2.5	0.70	U
95-47-6	o-Xylene	ND	2.5	0.70	U
156-59-2	cis-1,2-Dichloroethene	ND	2.5	0.70	U
100-42-5	Styrene	ND	2.5	0.70	U
75-71-8	Dichlorodifluoromethane	ND	5.0	1.0	U
67-64-1	Acetone	1.5	5.0	1.5	~~J~~ J
75-15-0	Carbon disulfide	ND	5.0	1.0	U
78-93-3	2-Butanone	ND	5.0	1.9	~~U~~ UJ
108-10-1	4-Methyl-2-pentanone	ND	5.0	1.0	~~U~~ UJ
591-78-6	2-Hexanone	ND	5.0	1.0	~~U~~ UJ
74-97-5	Bromochloromethane	ND	2.5	0.70	U
106-93-4	1,2-Dibromoethane	ND	2.0	0.65	U
96-12-8	1,2-Dibromo-3-chloropropane	ND	2.5	0.70	U
98-82-8	Isopropylbenzene	ND	2.5	0.70	U
87-61-6	1,2,3-Trichlorobenzene	ND	2.5	0.70	U
120-82-1	1,2,4-Trichlorobenzene	ND	2.5	0.70	U
79-20-9	Methyl Acetate	ND	2.0	0.23	~~U~~ UJ
110-82-7	Cyclohexane	ND	10	0.27	U
123-91-1	1,4-Dioxane	ND	250	61.	~~U~~ UJ

Results Summary
Form 1
Volatile Organics by GC/MS

Client	: TRC Solutions	Lab Number	: L2448177
Project Name	: NYSDEC ELLENVILLE SML	Project Number	: 425272.0000.0000
Lab ID	: L2448177-01	Date Collected	: 08/22/24 10:20
Client ID	: EPA-3B	Date Received	: 08/22/24
Sample Location	: 34-36 CAPE AVE, ELLENVILLE, NY	Date Analyzed	: 08/26/24 22:36
Sample Matrix	: WATER	Dilution Factor	: 1
Analytical Method	: 1,8260D	Analyst	: MJV
Lab File ID	: VE240826A15	Instrument ID	: ELAINE
Sample Amount	: 10 ml	GC Column	: RTX-502.2
Level	: LOW	%Solids	: N/A
Extract Volume (MeOH)	: N/A	Injection Volume	: N/A

		ug/L			
CAS NO.	Parameter	Results	RL	MDL	Qualifier
76-13-1	Freon-113	ND	2.5	0.70	U
108-87-2	Methyl cyclohexane	ND	10	0.40	U

Tentatively Identified Compounds
Form 1
Volatile Organics by GC/MS

Client	: TRC Solutions	Lab Number	: L2448177
Project Name	: NYSDEC ELLENVILLE SML	Project Number	: 425272.0000.0000
Lab ID	: L2448177-01	Date Collected	: 08/22/24 10:20
Client ID	: EPA-3B	Date Received	: 08/22/24
Sample Location	: 34-36 CAPE AVE, ELLENVILLE, NY	Date Analyzed	: 08/26/24 22:36
Sample Matrix	: WATER	Dilution Factor	: 1
Analytical Method	: 1,8260D	Analyst	: MJV
Lab File ID	: VE240826A15	Instrument ID	: ELAINE
Sample Amount	: 10 ml	GC Column	:
Level	:	%Solids	: N/A
Extract Volume (MeOH)	: N/A	Injection Volume	: N/A

Number TICS found: 0

Concentration Units: ug/L

CAS Number	Compound Name	RT	EST. CONC.	Qualifier
	NO TENTATIVELY IDENTIFIED COMPOUNDS			

Results Summary
Form 1
Volatile Organics by GC/MS

Client	: TRC Solutions	Lab Number	: L2448177
Project Name	: NYSDEC ELLENVILLE SML	Project Number	: 425272.0000.0000
Lab ID	: L2448177-02	Date Collected	: 08/22/24 10:40
Client ID	: EPA-10B	Date Received	: 08/22/24
Sample Location	: 34-36 CAPE AVE, ELLENVILLE, NY	Date Analyzed	: 08/26/24 23:01
Sample Matrix	: WATER	Dilution Factor	: 1
Analytical Method	: 1,8260D	Analyst	: MJV
Lab File ID	: VE240826A16	Instrument ID	: ELAINE
Sample Amount	: 10 ml	GC Column	: RTX-502.2
Level	: LOW	%Solids	: N/A
Extract Volume (MeOH)	: N/A	Injection Volume	: N/A

CAS NO.	Parameter	ug/L Results	RL	MDL	Qualifier
75-09-2	Methylene chloride	ND	2.5	0.70	U
75-34-3	1,1-Dichloroethane	ND	2.5	0.70	U
67-66-3	Chloroform	ND	2.5	0.70	U
56-23-5	Carbon tetrachloride	ND	0.50	0.13	~~U~~ UJ
78-87-5	1,2-Dichloropropane	ND	1.0	0.14	U
124-48-1	Dibromochloromethane	ND	0.50	0.15	U
79-00-5	1,1,2-Trichloroethane	ND	1.5	0.50	U
127-18-4	Tetrachloroethene	ND	0.50	0.18	~~U~~ UJ
108-90-7	Chlorobenzene	ND	2.5	0.70	U
75-69-4	Trichlorofluoromethane	ND	2.5	0.70	~~U~~ UJ
107-06-2	1,2-Dichloroethane	ND	0.50	0.13	U
71-55-6	1,1,1-Trichloroethane	ND	2.5	0.70	U
75-27-4	Bromodichloromethane	ND	0.50	0.19	U
10061-02-6	trans-1,3-Dichloropropene	ND	0.50	0.16	U
10061-01-5	cis-1,3-Dichloropropene	ND	0.50	0.14	U
75-25-2	Bromoform	ND	2.0	0.65	U
79-34-5	1,1,2,2-Tetrachloroethane	ND	0.50	0.17	U
71-43-2	Benzene	ND	0.50	0.16	U
108-88-3	Toluene	ND	2.5	0.70	U
100-41-4	Ethylbenzene	ND	2.5	0.70	U
74-87-3	Chloromethane	ND	2.5	0.70	U
74-83-9	Bromomethane	ND	2.5	0.70	U
75-01-4	Vinyl chloride	ND	1.0	0.07	U
75-00-3	Chloroethane	ND	2.5	0.70	~~U~~ UJ
75-35-4	1,1-Dichloroethene	ND	0.50	0.17	U

Results Summary
Form 1
Volatile Organics by GC/MS

Client	: TRC Solutions	Lab Number	: L2448177
Project Name	: NYSDEC ELLENVILLE SML	Project Number	: 425272.0000.0000
Lab ID	: L2448177-02	Date Collected	: 08/22/24 10:40
Client ID	: EPA-10B	Date Received	: 08/22/24
Sample Location	: 34-36 CAPE AVE, ELLENVILLE, NY	Date Analyzed	: 08/26/24 23:01
Sample Matrix	: WATER	Dilution Factor	: 1
Analytical Method	: 1,8260D	Analyst	: MJV
Lab File ID	: VE240826A16	Instrument ID	: ELAINE
Sample Amount	: 10 ml	GC Column	: RTX-502.2
Level	: LOW	%Solids	: N/A
Extract Volume (MeOH)	: N/A	Injection Volume	: N/A

CAS NO.	Parameter	ug/L Results	RL	MDL	Qualifier
156-60-5	trans-1,2-Dichloroethene	ND	2.5	0.70	U
79-01-6	Trichloroethene	ND	0.50	0.18	U
95-50-1	1,2-Dichlorobenzene	ND	2.5	0.70	U
541-73-1	1,3-Dichlorobenzene	ND	2.5	0.70	U
106-46-7	1,4-Dichlorobenzene	ND	2.5	0.70	U
1634-04-4	Methyl tert butyl ether	ND	2.5	0.17	U
179601-23-1	p/m-Xylene	ND	2.5	0.70	U
95-47-6	o-Xylene	ND	2.5	0.70	U
156-59-2	cis-1,2-Dichloroethene	ND	2.5	0.70	U
100-42-5	Styrene	ND	2.5	0.70	U
75-71-8	Dichlorodifluoromethane	ND	5.0	1.0	U
67-64-1	Acetone	ND	5.0	1.5	~~U~~ UJ
75-15-0	Carbon disulfide	ND	5.0	1.0	U
78-93-3	2-Butanone	ND	5.0	1.9	~~U~~ UJ
108-10-1	4-Methyl-2-pentanone	ND	5.0	1.0	~~U~~ UJ
591-78-6	2-Hexanone	ND	5.0	1.0	~~U~~ UJ
74-97-5	Bromochloromethane	ND	2.5	0.70	U
106-93-4	1,2-Dibromoethane	ND	2.0	0.65	U
96-12-8	1,2-Dibromo-3-chloropropane	ND	2.5	0.70	U
98-82-8	Isopropylbenzene	ND	2.5	0.70	U
87-61-6	1,2,3-Trichlorobenzene	ND	2.5	0.70	U
120-82-1	1,2,4-Trichlorobenzene	ND	2.5	0.70	U
79-20-9	Methyl Acetate	ND	2.0	0.23	~~U~~ UJ
110-82-7	Cyclohexane	ND	10	0.27	U
123-91-1	1,4-Dioxane	ND	250	61.	~~U~~ UJ

Results Summary
Form 1
Volatile Organics by GC/MS

Client	: TRC Solutions	Lab Number	: L2448177
Project Name	: NYSDEC ELLENVILLE SML	Project Number	: 425272.0000.0000
Lab ID	: L2448177-02	Date Collected	: 08/22/24 10:40
Client ID	: EPA-10B	Date Received	: 08/22/24
Sample Location	: 34-36 CAPE AVE, ELLENVILLE, NY	Date Analyzed	: 08/26/24 23:01
Sample Matrix	: WATER	Dilution Factor	: 1
Analytical Method	: 1,8260D	Analyst	: MJV
Lab File ID	: VE240826A16	Instrument ID	: ELAINE
Sample Amount	: 10 ml	GC Column	: RTX-502.2
Level	: LOW	%Solids	: N/A
Extract Volume (MeOH)	: N/A	Injection Volume	: N/A

		ug/L			
CAS NO.	Parameter	Results	RL	MDL	Qualifier
76-13-1	Freon-113	ND	2.5	0.70	U
108-87-2	Methyl cyclohexane	ND	10	0.40	U

Tentatively Identified Compounds
Form 1
Volatile Organics by GC/MS

Client	: TRC Solutions	Lab Number	: L2448177
Project Name	: NYSDEC ELLENVILLE SML	Project Number	: 425272.0000.0000
Lab ID	: L2448177-02	Date Collected	: 08/22/24 10:40
Client ID	: EPA-10B	Date Received	: 08/22/24
Sample Location	: 34-36 CAPE AVE, ELLENVILLE, NY	Date Analyzed	: 08/26/24 23:01
Sample Matrix	: WATER	Dilution Factor	: 1
Analytical Method	: 1,8260D	Analyst	: MJV
Lab File ID	: VE240826A16	Instrument ID	: ELAINE
Sample Amount	: 10 ml	GC Column	:
Level	:	%Solids	: N/A
Extract Volume (MeOH)	: N/A	Injection Volume	: N/A

Number TICS found: 2

Concentration Units: ug/L

CAS Number	Compound Name	RT	EST. CONC.	Qualifier
007446-09-5	Sulfur dioxide	1.74	1.21	NJ
	Total TIC Compounds		1.21J	J

Results Summary
Form 1
Volatile Organics by GC/MS

Client	: TRC Solutions	Lab Number	: L2448177
Project Name	: NYSDEC ELLENVILLE SML	Project Number	: 425272.0000.0000
Lab ID	: L2448177-03	Date Collected	: 08/22/24 12:00
Client ID	: EPA-DUP-01	Date Received	: 08/22/24
Sample Location	: 34-36 CAPE AVE, ELLENVILLE, NY	Date Analyzed	: 08/26/24 23:25
Sample Matrix	: WATER	Dilution Factor	: 1
Analytical Method	: 1,8260D	Analyst	: MJV
Lab File ID	: VE240826A17	Instrument ID	: ELAINE
Sample Amount	: 10 ml	GC Column	: RTX-502.2
Level	: LOW	%Solids	: N/A
Extract Volume (MeOH)	: N/A	Injection Volume	: N/A

CAS NO.	Parameter	ug/L Results	RL	MDL	Qualifier
75-09-2	Methylene chloride	ND	2.5	0.70	U
75-34-3	1,1-Dichloroethane	ND	2.5	0.70	U
67-66-3	Chloroform	ND	2.5	0.70	U
56-23-5	Carbon tetrachloride	ND	0.50	0.13	~~U~~ UJ
78-87-5	1,2-Dichloropropane	ND	1.0	0.14	U
124-48-1	Dibromochloromethane	ND	0.50	0.15	U
79-00-5	1,1,2-Trichloroethane	ND	1.5	0.50	U
127-18-4	Tetrachloroethene	ND	0.50	0.18	~~U~~ UJ
108-90-7	Chlorobenzene	ND	2.5	0.70	U
75-69-4	Trichlorofluoromethane	ND	2.5	0.70	~~U~~ UJ
107-06-2	1,2-Dichloroethane	ND	0.50	0.13	U
71-55-6	1,1,1-Trichloroethane	ND	2.5	0.70	U
75-27-4	Bromodichloromethane	ND	0.50	0.19	U
10061-02-6	trans-1,3-Dichloropropene	ND	0.50	0.16	U
10061-01-5	cis-1,3-Dichloropropene	ND	0.50	0.14	U
75-25-2	Bromoform	ND	2.0	0.65	U
79-34-5	1,1,2,2-Tetrachloroethane	ND	0.50	0.17	U
71-43-2	Benzene	ND	0.50	0.16	U
108-88-3	Toluene	ND	2.5	0.70	U
100-41-4	Ethylbenzene	ND	2.5	0.70	U
74-87-3	Chloromethane	ND	2.5	0.70	U
74-83-9	Bromomethane	ND	2.5	0.70	U
75-01-4	Vinyl chloride	ND	1.0	0.07	U
75-00-3	Chloroethane	ND	2.5	0.70	~~U~~ UJ
75-35-4	1,1-Dichloroethene	ND	0.50	0.17	U

Results Summary
Form 1
Volatile Organics by GC/MS

Client	: TRC Solutions	Lab Number	: L2448177
Project Name	: NYSDEC ELLENVILLE SML	Project Number	: 425272.0000.0000
Lab ID	: L2448177-03	Date Collected	: 08/22/24 12:00
Client ID	: EPA-DUP-01	Date Received	: 08/22/24
Sample Location	: 34-36 CAPE AVE, ELLENVILLE, NY	Date Analyzed	: 08/26/24 23:25
Sample Matrix	: WATER	Dilution Factor	: 1
Analytical Method	: 1,8260D	Analyst	: MJV
Lab File ID	: VE240826A17	Instrument ID	: ELAINE
Sample Amount	: 10 ml	GC Column	: RTX-502.2
Level	: LOW	%Solids	: N/A
Extract Volume (MeOH)	: N/A	Injection Volume	: N/A

		ug/L			
CAS NO.	Parameter	Results	RL	MDL	Qualifier
156-60-5	trans-1,2-Dichloroethene	ND	2.5	0.70	U
79-01-6	Trichloroethene	ND	0.50	0.18	U
95-50-1	1,2-Dichlorobenzene	ND	2.5	0.70	U
541-73-1	1,3-Dichlorobenzene	ND	2.5	0.70	U
106-46-7	1,4-Dichlorobenzene	ND	2.5	0.70	U
1634-04-4	Methyl tert butyl ether	ND	2.5	0.17	U
179601-23-1	p/m-Xylene	ND	2.5	0.70	U
95-47-6	o-Xylene	ND	2.5	0.70	U
156-59-2	cis-1,2-Dichloroethene	ND	2.5	0.70	U
100-42-5	Styrene	ND	2.5	0.70	U
75-71-8	Dichlorodifluoromethane	ND	5.0	1.0	U
67-64-1	Acetone	ND	5.0	1.5	~~U~~ UJ
75-15-0	Carbon disulfide	ND	5.0	1.0	U
78-93-3	2-Butanone	ND	5.0	1.9	~~U~~ UJ
108-10-1	4-Methyl-2-pentanone	ND	5.0	1.0	~~U~~ UJ
591-78-6	2-Hexanone	ND	5.0	1.0	~~U~~ UJ
74-97-5	Bromochloromethane	ND	2.5	0.70	U
106-93-4	1,2-Dibromoethane	ND	2.0	0.65	U
96-12-8	1,2-Dibromo-3-chloropropane	ND	2.5	0.70	U
98-82-8	Isopropylbenzene	ND	2.5	0.70	U
87-61-6	1,2,3-Trichlorobenzene	ND	2.5	0.70	U
120-82-1	1,2,4-Trichlorobenzene	ND	2.5	0.70	U
79-20-9	Methyl Acetate	ND	2.0	0.23	~~U~~ UJ
110-82-7	Cyclohexane	ND	10	0.27	U
123-91-1	1,4-Dioxane	ND	250	61.	~~U~~ UJ

Results Summary
Form 1
Volatile Organics by GC/MS

Client	: TRC Solutions	Lab Number	: L2448177
Project Name	: NYSDEC ELLENVILLE SML	Project Number	: 425272.0000.0000
Lab ID	: L2448177-03	Date Collected	: 08/22/24 12:00
Client ID	: EPA-DUP-01	Date Received	: 08/22/24
Sample Location	: 34-36 CAPE AVE, ELLENVILLE, NY	Date Analyzed	: 08/26/24 23:25
Sample Matrix	: WATER	Dilution Factor	: 1
Analytical Method	: 1,8260D	Analyst	: MJV
Lab File ID	: VE240826A17	Instrument ID	: ELAINE
Sample Amount	: 10 ml	GC Column	: RTX-502.2
Level	: LOW	%Solids	: N/A
Extract Volume (MeOH)	: N/A	Injection Volume	: N/A

		ug/L			
CAS NO.	Parameter	Results	RL	MDL	Qualifier
76-13-1	Freon-113	ND	2.5	0.70	U
108-87-2	Methyl cyclohexane	ND	10	0.40	U

Tentatively Identified Compounds
Form 1
Volatile Organics by GC/MS

Client	: TRC Solutions	Lab Number	: L2448177
Project Name	: NYSDEC ELLENVILLE SML	Project Number	: 425272.0000.0000
Lab ID	: L2448177-03	Date Collected	: 08/22/24 12:00
Client ID	: EPA-DUP-01	Date Received	: 08/22/24
Sample Location	: 34-36 CAPE AVE, ELLENVILLE, NY	Date Analyzed	: 08/26/24 23:25
Sample Matrix	: WATER	Dilution Factor	: 1
Analytical Method	: 1,8260D	Analyst	: MJV
Lab File ID	: VE240826A17	Instrument ID	: ELAINE
Sample Amount	: 10 ml	GC Column	:
Level	:	%Solids	: N/A
Extract Volume (MeOH)	: N/A	Injection Volume	: N/A

Number TICS found: 2

Concentration Units: ug/L

CAS Number	Compound Name	RT	EST. CONC.	Qualifier
	Unknown	1.74	1	J
	Total TIC Compounds		1.00J	J

Results Summary
Form 1
Volatile Organics by GC/MS

Client	: TRC Solutions	Lab Number	: L2448177
Project Name	: NYSDEC ELLENVILLE SML	Project Number	: 425272.0000.0000
Lab ID	: L2448177-04	Date Collected	: 08/22/24 11:15
Client ID	: EPA-10	Date Received	: 08/22/24
Sample Location	: 34-36 CAPE AVE, ELLENVILLE, NY	Date Analyzed	: 08/26/24 23:49
Sample Matrix	: WATER	Dilution Factor	: 1
Analytical Method	: 1,8260D	Analyst	: MJV
Lab File ID	: VE240826A18	Instrument ID	: ELAINE
Sample Amount	: 10 ml	GC Column	: RTX-502.2
Level	: LOW	%Solids	: N/A
Extract Volume (MeOH)	: N/A	Injection Volume	: N/A

CAS NO.	Parameter	ug/L Results	RL	MDL	Qualifier
75-09-2	Methylene chloride	ND	2.5	0.70	U
75-34-3	1,1-Dichloroethane	ND	2.5	0.70	U
67-66-3	Chloroform	ND	2.5	0.70	U
56-23-5	Carbon tetrachloride	ND	0.50	0.13	~~U~~ UJ
78-87-5	1,2-Dichloropropane	ND	1.0	0.14	U
124-48-1	Dibromochloromethane	ND	0.50	0.15	U
79-00-5	1,1,2-Trichloroethane	ND	1.5	0.50	U
127-18-4	Tetrachloroethene	4.0	0.50	0.18	J
108-90-7	Chlorobenzene	ND	2.5	0.70	U
75-69-4	Trichlorofluoromethane	ND	2.5	0.70	~~U~~ UJ
107-06-2	1,2-Dichloroethane	ND	0.50	0.13	U
71-55-6	1,1,1-Trichloroethane	ND	2.5	0.70	U
75-27-4	Bromodichloromethane	ND	0.50	0.19	U
10061-02-6	trans-1,3-Dichloropropene	ND	0.50	0.16	U
10061-01-5	cis-1,3-Dichloropropene	ND	0.50	0.14	U
75-25-2	Bromoform	ND	2.0	0.65	U
79-34-5	1,1,2,2-Tetrachloroethane	ND	0.50	0.17	U
71-43-2	Benzene	ND	0.50	0.16	U
108-88-3	Toluene	ND	2.5	0.70	U
100-41-4	Ethylbenzene	ND	2.5	0.70	U
74-87-3	Chloromethane	ND	2.5	0.70	U
74-83-9	Bromomethane	ND	2.5	0.70	U
75-01-4	Vinyl chloride	ND	1.0	0.07	U
75-00-3	Chloroethane	ND	2.5	0.70	~~U~~ UJ
75-35-4	1,1-Dichloroethene	ND	0.50	0.17	U

Results Summary
Form 1
Volatile Organics by GC/MS

Client	: TRC Solutions	Lab Number	: L2448177
Project Name	: NYSDEC ELLENVILLE SML	Project Number	: 425272.0000.0000
Lab ID	: L2448177-04	Date Collected	: 08/22/24 11:15
Client ID	: EPA-10	Date Received	: 08/22/24
Sample Location	: 34-36 CAPE AVE, ELLENVILLE, NY	Date Analyzed	: 08/26/24 23:49
Sample Matrix	: WATER	Dilution Factor	: 1
Analytical Method	: 1,8260D	Analyst	: MJV
Lab File ID	: VE240826A18	Instrument ID	: ELAINE
Sample Amount	: 10 ml	GC Column	: RTX-502.2
Level	: LOW	%Solids	: N/A
Extract Volume (MeOH)	: N/A	Injection Volume	: N/A

CAS NO.	Parameter	ug/L Results	RL	MDL	Qualifier
156-60-5	trans-1,2-Dichloroethene	ND	2.5	0.70	U
79-01-6	Trichloroethene	3.5	0.50	0.18	
95-50-1	1,2-Dichlorobenzene	ND	2.5	0.70	U
541-73-1	1,3-Dichlorobenzene	ND	2.5	0.70	U
106-46-7	1,4-Dichlorobenzene	ND	2.5	0.70	U
1634-04-4	Methyl tert butyl ether	ND	2.5	0.17	U
179601-23-1	p/m-Xylene	ND	2.5	0.70	U
95-47-6	o-Xylene	ND	2.5	0.70	U
156-59-2	cis-1,2-Dichloroethene	ND	2.5	0.70	U
100-42-5	Styrene	ND	2.5	0.70	U
75-71-8	Dichlorodifluoromethane	ND	5.0	1.0	U
67-64-1	Acetone	ND	5.0	1.5	~~U~~ UJ
75-15-0	Carbon disulfide	ND	5.0	1.0	U
78-93-3	2-Butanone	ND	5.0	1.9	~~U~~ UJ
108-10-1	4-Methyl-2-pentanone	ND	5.0	1.0	~~U~~ UJ
591-78-6	2-Hexanone	ND	5.0	1.0	~~U~~ UJ
74-97-5	Bromochloromethane	ND	2.5	0.70	U
106-93-4	1,2-Dibromoethane	ND	2.0	0.65	U
96-12-8	1,2-Dibromo-3-chloropropane	ND	2.5	0.70	U
98-82-8	Isopropylbenzene	ND	2.5	0.70	U
87-61-6	1,2,3-Trichlorobenzene	ND	2.5	0.70	U
120-82-1	1,2,4-Trichlorobenzene	ND	2.5	0.70	U
79-20-9	Methyl Acetate	ND	2.0	0.23	~~U~~ UJ
110-82-7	Cyclohexane	ND	10	0.27	U
123-91-1	1,4-Dioxane	ND	250	61.	~~U~~ UJ

Results Summary
Form 1
Volatile Organics by GC/MS

Client	: TRC Solutions	Lab Number	: L2448177
Project Name	: NYSDEC ELLENVILLE SML	Project Number	: 425272.0000.0000
Lab ID	: L2448177-04	Date Collected	: 08/22/24 11:15
Client ID	: EPA-10	Date Received	: 08/22/24
Sample Location	: 34-36 CAPE AVE, ELLENVILLE, NY	Date Analyzed	: 08/26/24 23:49
Sample Matrix	: WATER	Dilution Factor	: 1
Analytical Method	: 1,8260D	Analyst	: MJV
Lab File ID	: VE240826A18	Instrument ID	: ELAINE
Sample Amount	: 10 ml	GC Column	: RTX-502.2
Level	: LOW	%Solids	: N/A
Extract Volume (MeOH)	: N/A	Injection Volume	: N/A

		ug/L			
CAS NO.	Parameter	Results	RL	MDL	Qualifier
76-13-1	Freon-113	ND	2.5	0.70	U
108-87-2	Methyl cyclohexane	ND	10	0.40	U

Tentatively Identified Compounds
Form 1
Volatile Organics by GC/MS

Client	: TRC Solutions	Lab Number	: L2448177
Project Name	: NYSDEC ELLENVILLE SML	Project Number	: 425272.0000.0000
Lab ID	: L2448177-04	Date Collected	: 08/22/24 11:15
Client ID	: EPA-10	Date Received	: 08/22/24
Sample Location	: 34-36 CAPE AVE, ELLENVILLE, NY	Date Analyzed	: 08/26/24 23:49
Sample Matrix	: WATER	Dilution Factor	: 1
Analytical Method	: 1,8260D	Analyst	: MJV
Lab File ID	: VE240826A18	Instrument ID	: ELAINE
Sample Amount	: 10 ml	GC Column	:
Level	:	%Solids	: N/A
Extract Volume (MeOH)	: N/A	Injection Volume	: N/A

Number TICS found: 0

Concentration Units: ug/L

CAS Number	Compound Name	RT	EST. CONC.	Qualifier
	NO TENTATIVELY IDENTIFIED COMPOUNDS			

Results Summary
Form 1
Volatile Organics by GC/MS

Client	: TRC Solutions	Lab Number	: L2448177
Project Name	: NYSDEC ELLENVILLE SML	Project Number	: 425272.0000.0000
Lab ID	: L2448177-05	Date Collected	: 08/22/24 11:45
Client ID	: EPA-8B	Date Received	: 08/22/24
Sample Location	: 34-36 CAPE AVE, ELLENVILLE, NY	Date Analyzed	: 08/27/24 00:14
Sample Matrix	: WATER	Dilution Factor	: 1
Analytical Method	: 1,8260D	Analyst	: MJV
Lab File ID	: VE240826A19	Instrument ID	: ELAINE
Sample Amount	: 10 ml	GC Column	: RTX-502.2
Level	: LOW	%Solids	: N/A
Extract Volume (MeOH)	: N/A	Injection Volume	: N/A

CAS NO.	Parameter	ug/L Results	RL	MDL	Qualifier
75-09-2	Methylene chloride	ND	2.5	0.70	U
75-34-3	1,1-Dichloroethane	ND	2.5	0.70	U
67-66-3	Chloroform	ND	2.5	0.70	U
56-23-5	Carbon tetrachloride	ND	0.50	0.13	~~U~~ UJ
78-87-5	1,2-Dichloropropane	ND	1.0	0.14	U
124-48-1	Dibromochloromethane	ND	0.50	0.15	U
79-00-5	1,1,2-Trichloroethane	ND	1.5	0.50	U
127-18-4	Tetrachloroethene	ND	0.50	0.18	~~U~~ UJ
108-90-7	Chlorobenzene	ND	2.5	0.70	U
75-69-4	Trichlorofluoromethane	ND	2.5	0.70	~~U~~ UJ
107-06-2	1,2-Dichloroethane	ND	0.50	0.13	U
71-55-6	1,1,1-Trichloroethane	ND	2.5	0.70	U
75-27-4	Bromodichloromethane	ND	0.50	0.19	U
10061-02-6	trans-1,3-Dichloropropene	ND	0.50	0.16	U
10061-01-5	cis-1,3-Dichloropropene	ND	0.50	0.14	U
75-25-2	Bromoform	ND	2.0	0.65	U
79-34-5	1,1,2,2-Tetrachloroethane	ND	0.50	0.17	U
71-43-2	Benzene	ND	0.50	0.16	U
108-88-3	Toluene	ND	2.5	0.70	U
100-41-4	Ethylbenzene	ND	2.5	0.70	U
74-87-3	Chloromethane	ND	2.5	0.70	U
74-83-9	Bromomethane	ND	2.5	0.70	U
75-01-4	Vinyl chloride	ND	1.0	0.07	U
75-00-3	Chloroethane	ND	2.5	0.70	~~U~~ UJ
75-35-4	1,1-Dichloroethene	ND	0.50	0.17	U

Results Summary
Form 1
Volatile Organics by GC/MS

Client	: TRC Solutions	Lab Number	: L2448177
Project Name	: NYSDEC ELLENVILLE SML	Project Number	: 425272.0000.0000
Lab ID	: L2448177-05	Date Collected	: 08/22/24 11:45
Client ID	: EPA-8B	Date Received	: 08/22/24
Sample Location	: 34-36 CAPE AVE, ELLENVILLE, NY	Date Analyzed	: 08/27/24 00:14
Sample Matrix	: WATER	Dilution Factor	: 1
Analytical Method	: 1,8260D	Analyst	: MJV
Lab File ID	: VE240826A19	Instrument ID	: ELAINE
Sample Amount	: 10 ml	GC Column	: RTX-502.2
Level	: LOW	%Solids	: N/A
Extract Volume (MeOH)	: N/A	Injection Volume	: N/A

CAS NO.	Parameter	ug/L Results	RL	MDL	Qualifier
156-60-5	trans-1,2-Dichloroethene	ND	2.5	0.70	U
79-01-6	Trichloroethene	ND	0.50	0.18	U
95-50-1	1,2-Dichlorobenzene	ND	2.5	0.70	U
541-73-1	1,3-Dichlorobenzene	ND	2.5	0.70	U
106-46-7	1,4-Dichlorobenzene	ND	2.5	0.70	U
1634-04-4	Methyl tert butyl ether	ND	2.5	0.17	U
179601-23-1	p/m-Xylene	ND	2.5	0.70	U
95-47-6	o-Xylene	ND	2.5	0.70	U
156-59-2	cis-1,2-Dichloroethene	ND	2.5	0.70	U
100-42-5	Styrene	ND	2.5	0.70	U
75-71-8	Dichlorodifluoromethane	ND	5.0	1.0	U
67-64-1	Acetone	ND	5.0	1.5	~~U~~ UJ
75-15-0	Carbon disulfide	ND	5.0	1.0	U
78-93-3	2-Butanone	ND	5.0	1.9	~~U~~ UJ
108-10-1	4-Methyl-2-pentanone	ND	5.0	1.0	~~U~~ UJ
591-78-6	2-Hexanone	ND	5.0	1.0	~~U~~ UJ
74-97-5	Bromochloromethane	ND	2.5	0.70	U
106-93-4	1,2-Dibromoethane	ND	2.0	0.65	U
96-12-8	1,2-Dibromo-3-chloropropane	ND	2.5	0.70	U
98-82-8	Isopropylbenzene	ND	2.5	0.70	U
87-61-6	1,2,3-Trichlorobenzene	ND	2.5	0.70	U
120-82-1	1,2,4-Trichlorobenzene	ND	2.5	0.70	U
79-20-9	Methyl Acetate	ND	2.0	0.23	~~U~~ UJ
110-82-7	Cyclohexane	ND	10	0.27	U
123-91-1	1,4-Dioxane	ND	250	61.	~~U~~ UJ

Results Summary
Form 1
Volatile Organics by GC/MS

Client	: TRC Solutions	Lab Number	: L2448177
Project Name	: NYSDEC ELLENVILLE SML	Project Number	: 425272.0000.0000
Lab ID	: L2448177-05	Date Collected	: 08/22/24 11:45
Client ID	: EPA-8B	Date Received	: 08/22/24
Sample Location	: 34-36 CAPE AVE, ELLENVILLE, NY	Date Analyzed	: 08/27/24 00:14
Sample Matrix	: WATER	Dilution Factor	: 1
Analytical Method	: 1,8260D	Analyst	: MJV
Lab File ID	: VE240826A19	Instrument ID	: ELAINE
Sample Amount	: 10 ml	GC Column	: RTX-502.2
Level	: LOW	%Solids	: N/A
Extract Volume (MeOH)	: N/A	Injection Volume	: N/A

		ug/L			
CAS NO.	Parameter	Results	RL	MDL	Qualifier
76-13-1	Freon-113	ND	2.5	0.70	U
108-87-2	Methyl cyclohexane	ND	10	0.40	U

Tentatively Identified Compounds
Form 1
Volatile Organics by GC/MS

Client	: TRC Solutions	Lab Number	: L2448177
Project Name	: NYSDEC ELLENVILLE SML	Project Number	: 425272.0000.0000
Lab ID	: L2448177-05	Date Collected	: 08/22/24 11:45
Client ID	: EPA-8B	Date Received	: 08/22/24
Sample Location	: 34-36 CAPE AVE, ELLENVILLE, NY	Date Analyzed	: 08/27/24 00:14
Sample Matrix	: WATER	Dilution Factor	: 1
Analytical Method	: 1,8260D	Analyst	: MJV
Lab File ID	: VE240826A19	Instrument ID	: ELAINE
Sample Amount	: 10 ml	GC Column	:
Level	:	%Solids	: N/A
Extract Volume (MeOH)	: N/A	Injection Volume	: N/A

Number TICS found: 0

Concentration Units: ug/L

CAS Number	Compound Name	RT	EST. CONC.	Qualifier
	NO TENTATIVELY IDENTIFIED COMPOUNDS			

Results Summary
Form 1
Volatile Organics by GC/MS

Client	: TRC Solutions	Lab Number	: L2448177
Project Name	: NYSDEC ELLENVILLE SML	Project Number	: 425272.0000.0000
Lab ID	: L2448177-06	Date Collected	: 08/22/24 12:05
Client ID	: EPA-9	Date Received	: 08/22/24
Sample Location	: 34-36 CAPE AVE, ELLENVILLE, NY	Date Analyzed	: 08/27/24 00:38
Sample Matrix	: WATER	Dilution Factor	: 1
Analytical Method	: 1,8260D	Analyst	: MJV
Lab File ID	: VE240826A20	Instrument ID	: ELAINE
Sample Amount	: 10 ml	GC Column	: RTX-502.2
Level	: LOW	%Solids	: N/A
Extract Volume (MeOH)	: N/A	Injection Volume	: N/A

CAS NO.	Parameter	ug/L Results	RL	MDL	Qualifier
75-09-2	Methylene chloride	ND	2.5	0.70	U
75-34-3	1,1-Dichloroethane	ND	2.5	0.70	U
67-66-3	Chloroform	ND	2.5	0.70	U
56-23-5	Carbon tetrachloride	ND	0.50	0.13	~~U~~ UJ
78-87-5	1,2-Dichloropropane	ND	1.0	0.14	U
124-48-1	Dibromochloromethane	ND	0.50	0.15	U
79-00-5	1,1,2-Trichloroethane	ND	1.5	0.50	U
127-18-4	Tetrachloroethene	ND	0.50	0.18	~~U~~ UJ
108-90-7	Chlorobenzene	ND	2.5	0.70	U
75-69-4	Trichlorofluoromethane	ND	2.5	0.70	~~U~~ UJ
107-06-2	1,2-Dichloroethane	ND	0.50	0.13	U
71-55-6	1,1,1-Trichloroethane	ND	2.5	0.70	U
75-27-4	Bromodichloromethane	ND	0.50	0.19	U
10061-02-6	trans-1,3-Dichloropropene	ND	0.50	0.16	U
10061-01-5	cis-1,3-Dichloropropene	ND	0.50	0.14	U
75-25-2	Bromoform	ND	2.0	0.65	U
79-34-5	1,1,2,2-Tetrachloroethane	ND	0.50	0.17	U
71-43-2	Benzene	ND	0.50	0.16	U
108-88-3	Toluene	ND	2.5	0.70	U
100-41-4	Ethylbenzene	ND	2.5	0.70	U
74-87-3	Chloromethane	ND	2.5	0.70	U
74-83-9	Bromomethane	ND	2.5	0.70	U
75-01-4	Vinyl chloride	ND	1.0	0.07	U
75-00-3	Chloroethane	ND	2.5	0.70	~~U~~ UJ
75-35-4	1,1-Dichloroethene	ND	0.50	0.17	U

Results Summary
Form 1
Volatile Organics by GC/MS

Client	: TRC Solutions	Lab Number	: L2448177
Project Name	: NYSDEC ELLENVILLE SML	Project Number	: 425272.0000.0000
Lab ID	: L2448177-06	Date Collected	: 08/22/24 12:05
Client ID	: EPA-9	Date Received	: 08/22/24
Sample Location	: 34-36 CAPE AVE, ELLENVILLE, NY	Date Analyzed	: 08/27/24 00:38
Sample Matrix	: WATER	Dilution Factor	: 1
Analytical Method	: 1,8260D	Analyst	: MJV
Lab File ID	: VE240826A20	Instrument ID	: ELAINE
Sample Amount	: 10 ml	GC Column	: RTX-502.2
Level	: LOW	%Solids	: N/A
Extract Volume (MeOH)	: N/A	Injection Volume	: N/A

		ug/L			
CAS NO.	Parameter	Results	RL	MDL	Qualifier
156-60-5	trans-1,2-Dichloroethene	ND	2.5	0.70	U
79-01-6	Trichloroethene	ND	0.50	0.18	U
95-50-1	1,2-Dichlorobenzene	ND	2.5	0.70	U
541-73-1	1,3-Dichlorobenzene	ND	2.5	0.70	U
106-46-7	1,4-Dichlorobenzene	ND	2.5	0.70	U
1634-04-4	Methyl tert butyl ether	ND	2.5	0.17	U
179601-23-1	p/m-Xylene	ND	2.5	0.70	U
95-47-6	o-Xylene	ND	2.5	0.70	U
156-59-2	cis-1,2-Dichloroethene	ND	2.5	0.70	U
100-42-5	Styrene	ND	2.5	0.70	U
75-71-8	Dichlorodifluoromethane	ND	5.0	1.0	U
67-64-1	Acetone	ND	5.0	1.5	~~U~~ UJ
75-15-0	Carbon disulfide	ND	5.0	1.0	U
78-93-3	2-Butanone	ND	5.0	1.9	~~U~~ UJ
108-10-1	4-Methyl-2-pentanone	ND	5.0	1.0	~~U~~ UJ
591-78-6	2-Hexanone	ND	5.0	1.0	~~U~~ UJ
74-97-5	Bromochloromethane	ND	2.5	0.70	U
106-93-4	1,2-Dibromoethane	ND	2.0	0.65	U
96-12-8	1,2-Dibromo-3-chloropropane	ND	2.5	0.70	U
98-82-8	Isopropylbenzene	ND	2.5	0.70	U
87-61-6	1,2,3-Trichlorobenzene	ND	2.5	0.70	U
120-82-1	1,2,4-Trichlorobenzene	ND	2.5	0.70	U
79-20-9	Methyl Acetate	ND	2.0	0.23	~~U~~ UJ
110-82-7	Cyclohexane	ND	10	0.27	U
123-91-1	1,4-Dioxane	ND	250	61.	~~U~~ UJ

Results Summary
Form 1
Volatile Organics by GC/MS

Client	: TRC Solutions	Lab Number	: L2448177
Project Name	: NYSDEC ELLENVILLE SML	Project Number	: 425272.0000.0000
Lab ID	: L2448177-06	Date Collected	: 08/22/24 12:05
Client ID	: EPA-9	Date Received	: 08/22/24
Sample Location	: 34-36 CAPE AVE, ELLENVILLE, NY	Date Analyzed	: 08/27/24 00:38
Sample Matrix	: WATER	Dilution Factor	: 1
Analytical Method	: 1,8260D	Analyst	: MJV
Lab File ID	: VE240826A20	Instrument ID	: ELAINE
Sample Amount	: 10 ml	GC Column	: RTX-502.2
Level	: LOW	%Solids	: N/A
Extract Volume (MeOH)	: N/A	Injection Volume	: N/A

		ug/L			
CAS NO.	Parameter	Results	RL	MDL	Qualifier
76-13-1	Freon-113	ND	2.5	0.70	U
108-87-2	Methyl cyclohexane	ND	10	0.40	U

Tentatively Identified Compounds
Form 1
Volatile Organics by GC/MS

Client	: TRC Solutions	Lab Number	: L2448177
Project Name	: NYSDEC ELLENVILLE SML	Project Number	: 425272.0000.0000
Lab ID	: L2448177-06	Date Collected	: 08/22/24 12:05
Client ID	: EPA-9	Date Received	: 08/22/24
Sample Location	: 34-36 CAPE AVE, ELLENVILLE, NY	Date Analyzed	: 08/27/24 00:38
Sample Matrix	: WATER	Dilution Factor	: 1
Analytical Method	: 1,8260D	Analyst	: MJV
Lab File ID	: VE240826A20	Instrument ID	: ELAINE
Sample Amount	: 10 ml	GC Column	:
Level	:	%Solids	: N/A
Extract Volume (MeOH)	: N/A	Injection Volume	: N/A

Number TICS found: 0

Concentration Units: ug/L

CAS Number	Compound Name	RT	EST. CONC.	Qualifier
	NO TENTATIVELY IDENTIFIED COMPOUNDS			

Results Summary
Form 1
Volatile Organics by GC/MS

Client	: TRC Solutions	Lab Number	: L2448177
Project Name	: NYSDEC ELLENVILLE SML	Project Number	: 425272.0000.0000
Lab ID	: L2448177-07	Date Collected	: 08/22/24 00:00
Client ID	: TRIP BLANK	Date Received	: 08/22/24
Sample Location	: 34-36 CAPE AVE, ELLENVILLE, NY	Date Analyzed	: 08/27/24 01:03
Sample Matrix	: WATER	Dilution Factor	: 1
Analytical Method	: 1,8260D	Analyst	: MJV
Lab File ID	: VE240826A21	Instrument ID	: ELAINE
Sample Amount	: 10 ml	GC Column	: RTX-502.2
Level	: LOW	%Solids	: N/A
Extract Volume (MeOH)	: N/A	Injection Volume	: N/A

		ug/L				
CAS NO.	Parameter	Results	RL	MDL	Qualifier	
75-09-2	Methylene chloride	ND	2.5	0.70	U	
75-34-3	1,1-Dichloroethane	ND	2.5	0.70	U	
67-66-3	Chloroform	ND	2.5	0.70	U	
56-23-5	Carbon tetrachloride	ND	0.50	0.13	~~U~~	UJ
78-87-5	1,2-Dichloropropane	ND	1.0	0.14	U	
124-48-1	Dibromochloromethane	ND	0.50	0.15	U	
79-00-5	1,1,2-Trichloroethane	ND	1.5	0.50	U	
127-18-4	Tetrachloroethene	ND	0.50	0.18	~~U~~	UJ
108-90-7	Chlorobenzene	ND	2.5	0.70	U	
75-69-4	Trichlorofluoromethane	ND	2.5	0.70	~~U~~	UJ
107-06-2	1,2-Dichloroethane	ND	0.50	0.13	U	
71-55-6	1,1,1-Trichloroethane	ND	2.5	0.70	U	
75-27-4	Bromodichloromethane	ND	0.50	0.19	U	
10061-02-6	trans-1,3-Dichloropropene	ND	0.50	0.16	U	
10061-01-5	cis-1,3-Dichloropropene	ND	0.50	0.14	U	
75-25-2	Bromoform	ND	2.0	0.65	U	
79-34-5	1,1,2,2-Tetrachloroethane	ND	0.50	0.17	U	
71-43-2	Benzene	ND	0.50	0.16	U	
108-88-3	Toluene	ND	2.5	0.70	U	
100-41-4	Ethylbenzene	ND	2.5	0.70	U	
74-87-3	Chloromethane	ND	2.5	0.70	U	
74-83-9	Bromomethane	ND	2.5	0.70	U	
75-01-4	Vinyl chloride	ND	1.0	0.07	U	
75-00-3	Chloroethane	ND	2.5	0.70	~~U~~	UJ
75-35-4	1,1-Dichloroethene	ND	0.50	0.17	U	

Results Summary
Form 1
Volatile Organics by GC/MS

Client	: TRC Solutions	Lab Number	: L2448177
Project Name	: NYSDEC ELLENVILLE SML	Project Number	: 425272.0000.0000
Lab ID	: L2448177-07	Date Collected	: 08/22/24 00:00
Client ID	: TRIP BLANK	Date Received	: 08/22/24
Sample Location	: 34-36 CAPE AVE, ELLENVILLE, NY	Date Analyzed	: 08/27/24 01:03
Sample Matrix	: WATER	Dilution Factor	: 1
Analytical Method	: 1,8260D	Analyst	: MJV
Lab File ID	: VE240826A21	Instrument ID	: ELAINE
Sample Amount	: 10 ml	GC Column	: RTX-502.2
Level	: LOW	%Solids	: N/A
Extract Volume (MeOH)	: N/A	Injection Volume	: N/A

CAS NO.	Parameter	ug/L Results	RL	MDL	Qualifier	
156-60-5	trans-1,2-Dichloroethene	ND	2.5	0.70	U	
79-01-6	Trichloroethene	ND	0.50	0.18	U	
95-50-1	1,2-Dichlorobenzene	ND	2.5	0.70	U	
541-73-1	1,3-Dichlorobenzene	ND	2.5	0.70	U	
106-46-7	1,4-Dichlorobenzene	ND	2.5	0.70	U	
1634-04-4	Methyl tert butyl ether	ND	2.5	0.17	U	
179601-23-1	p/m-Xylene	ND	2.5	0.70	U	
95-47-6	o-Xylene	ND	2.5	0.70	U	
156-59-2	cis-1,2-Dichloroethene	ND	2.5	0.70	U	
100-42-5	Styrene	ND	2.5	0.70	U	
75-71-8	Dichlorodifluoromethane	ND	5.0	1.0	U	
67-64-1	Acetone	ND	5.0	1.5	~~U~~	UJ
75-15-0	Carbon disulfide	ND	5.0	1.0	U	
78-93-3	2-Butanone	ND	5.0	1.9	~~U~~	UJ
108-10-1	4-Methyl-2-pentanone	ND	5.0	1.0	~~U~~	UJ
591-78-6	2-Hexanone	ND	5.0	1.0	~~U~~	UJ
74-97-5	Bromochloromethane	ND	2.5	0.70	U	
106-93-4	1,2-Dibromoethane	ND	2.0	0.65	U	
96-12-8	1,2-Dibromo-3-chloropropane	ND	2.5	0.70	U	
98-82-8	Isopropylbenzene	ND	2.5	0.70	U	
87-61-6	1,2,3-Trichlorobenzene	ND	2.5	0.70	U	
120-82-1	1,2,4-Trichlorobenzene	ND	2.5	0.70	U	
79-20-9	Methyl Acetate	ND	2.0	0.23	~~U~~	UJ
110-82-7	Cyclohexane	ND	10	0.27	U	
123-91-1	1,4-Dioxane	ND	250	61.	~~U~~	UJ

Results Summary
Form 1
Volatile Organics by GC/MS

Client	: TRC Solutions	Lab Number	: L2448177
Project Name	: NYSDEC ELLENVILLE SML	Project Number	: 425272.0000.0000
Lab ID	: L2448177-07	Date Collected	: 08/22/24 00:00
Client ID	: TRIP BLANK	Date Received	: 08/22/24
Sample Location	: 34-36 CAPE AVE, ELLENVILLE, NY	Date Analyzed	: 08/27/24 01:03
Sample Matrix	: WATER	Dilution Factor	: 1
Analytical Method	: 1,8260D	Analyst	: MJV
Lab File ID	: VE240826A21	Instrument ID	: ELAINE
Sample Amount	: 10 ml	GC Column	: RTX-502.2
Level	: LOW	%Solids	: N/A
Extract Volume (MeOH)	: N/A	Injection Volume	: N/A

		ug/L			
CAS NO.	Parameter	Results	RL	MDL	Qualifier
76-13-1	Freon-113	ND	2.5	0.70	U
108-87-2	Methyl cyclohexane	ND	10	0.40	U

Tentatively Identified Compounds
Form 1
Volatile Organics by GC/MS

Client	: TRC Solutions	Lab Number	: L2448177
Project Name	: NYSDEC ELLENVILLE SML	Project Number	: 425272.0000.0000
Lab ID	: L2448177-07	Date Collected	: 08/22/24 00:00
Client ID	: TRIP BLANK	Date Received	: 08/22/24
Sample Location	: 34-36 CAPE AVE, ELLENVILLE, NY	Date Analyzed	: 08/27/24 01:03
Sample Matrix	: WATER	Dilution Factor	: 1
Analytical Method	: 1,8260D	Analyst	: MJV
Lab File ID	: VE240826A21	Instrument ID	: ELAINE
Sample Amount	: 10 ml	GC Column	:
Level	:	%Solids	: N/A
Extract Volume (MeOH)	: N/A	Injection Volume	: N/A

Number TICS found: 0

Concentration Units: ug/L

CAS Number	Compound Name	RT	EST. CONC.	Qualifier
	NO TENTATIVELY IDENTIFIED COMPOUNDS			

QC NONCONFORMANCE DOCUMENTATION

Initial Calibration Summary
Form 6
Volatiles

Client	: **TRC Solutions**	**Lab Number**	: **L2448177**
Project Name	: **NYSDEC ELLENVILLE SML**	**Project Number**	: **425272.0000.0000**
Instrument ID	: **ELAINE**	**Ical Ref**	: **ICAL21358**
Calibration dates	: **07/31/24 18:35 07/31/24 22:22**		

Calibration Files
L11 =VE240731N03.D L1 =VE240731N05.D L2 =VE240731N07.D L3 =VE240731N08.D L4 =VE240731N09.D
L6 =VE240731N10.D L8 =VE240731N11.D L10 =VE240731N12.D

	Compound	L11	L1	L2	L3	L4	L6	L8	L10	Avg	%RSD
43) TP	1,1-Dichloropr		0.193	0.259	0.260	0.270	0.271	0.271	0.268	0.256	11.09
45) TP	Benzene	0.719	0.654	0.814	0.838	0.839	0.835	0.825	0.813	0.792	8.59
46) TP	Tertiary-Amyl Methyl Ether		0.549	0.579	0.619	0.622	0.611	0.607	0.598	0.598	4.33
47) S	1,2-Dichloroethane-d4	0.326	0.322	0.322	0.316	0.305	0.309	0.298	0.302	0.312	3.33
48) T	1,2-Dichloroet		0.295	0.300	0.320	0.314	0.310	0.303	0.299	0.306	2.93
51) TP	Methyl cyclohe		0.281	0.360	0.333	0.364	0.386	0.390	0.377	0.356	10.67
52) TP	Trichloroethene	0.193	0.161	0.200	0.210	0.217	0.216	0.201	0.195	0.199#	8.96
54) TP	Dibromomethane		0.096	0.116	0.120	0.119	0.118	0.116	0.117	0.115	7.18
55) TP	1,2-Dichloropr		0.215	0.233	0.249	0.248	0.246	0.242	0.239	0.239	5.05
57) TP	2-Chloroethyl		0.127	0.145	0.157	0.163	0.167	0.160	0.158	0.154	8.95
58) TP	Bromodichlorom		0.250	0.293	0.294	0.289	0.290	0.286	0.282	0.283#	5.40
61) TP	1,4-Dioxane		0.002	0.002	0.002	0.002	0.002	0.002	0.002	0.002#	1.58
62) TP	cis-1,3-Dichloropropene	0.241	0.293	0.316	0.341	0.345	0.345	0.339	0.334	0.319	11.31
63) I	Chlorobenzene-d5	----------ISTD----------									
64) S	Toluene-d8	1.316	1.311	1.306	1.323	1.314	1.308	1.321	1.339	1.317	0.79
65) TP	Toluene		0.596	0.701	0.712	0.711	0.697	0.702	0.700	0.689	5.96
66) TP	4-Methyl-2-pen		0.096	0.114	0.124	0.124	0.122	0.121	0.120	0.117	8.43
67) TP	Tetrachloroethene		0.219	0.288	0.302	0.312	0.308	0.313	0.307	0.293	11.47
69) TP	trans-1,3-Dichloropropene	0.319	0.359	0.375	0.414	0.420	0.408	0.405	0.402	0.388	8.92
71) TP	Ethyl methacry		0.356	0.363	0.387	0.378	0.367	0.368	0.365	0.369	2.79
72) TP	1,1,2-Trichlor		0.183	0.190	0.204	0.201	0.193	0.192	0.190	0.193#	3.69
73) TP	Chlorodibromom		0.230	0.258	0.281	0.283	0.277	0.281	0.281	0.270	7.23
74) TP	1,3-Dichloropr		0.369	0.398	0.430	0.429	0.412	0.410	0.409	0.408	5.11
75) TP	1,2-Dibromoethane		0.216	0.223	0.237	0.236	0.229	0.228	0.230	0.228	3.24
77) TP	2-Hexanone		0.238	0.227	0.234	0.233	0.225	0.221	0.222	0.229	2.91
78) TP	Chlorobenzene		0.673	0.728	0.767	0.755	0.737	0.742	0.734	0.734	4.10
79) TP	Ethylbenzene		1.142	1.358	1.408	1.393	1.353	1.359	1.329	1.335	6.66
80) TP	1,1,1,2-Tetrac		0.215	0.270	0.287	0.286	0.276	0.276	0.273	0.269	9.12
81) TP	p/m Xylene		0.447	0.521	0.548	0.535	0.510	0.508	0.492	0.509	6.43
82) TP	o Xylene		0.454	0.508	0.533	0.516	0.497	0.495	0.479	0.497	5.16
83) TP	Styrene		0.718	0.838	0.886	0.858	0.817	0.812	0.779	0.816	6.74
84) I	1,4-Dichlorobenzene-d4	----------ISTD----------									
85) TP	Bromoform		0.284	0.320	0.331	0.334	0.334	0.338	0.337	0.325	5.92
87) TP	Isopropylbenzene		1.911	2.394	2.445	2.472	2.475	2.556	2.509	2.395	9.15
88) S	4-Bromofluorobenzene	0.912	0.926	0.900	0.927	0.899	0.923	0.942	0.959	0.924	2.20
89) TP	Bromobenzene		0.539	0.594	0.625	0.612	0.613	0.627	0.622	0.605	5.15

Calibration Verification Summary
Form 7
Volatiles

Client	: TRC Solutions	Lab Number	: L2448177
Project Name	: NYSDEC ELLENVILLE SML	Project Number	: 425272.0000.0000
Instrument ID	: ELAINE	Calibration Date	: 08/26/24 16:53
Lab File ID	: VE240826A01	Init. Calib. Date(s)	: 07/31/24 07/31/24
Sample No	: WG1964445-2	Init. Calib. Times	: 18:35 22:22
Channel	:		

	Compound	Ave. RRF	RRF	Min RRF		%D	Max %D	Area%	Dev(min)
	Fluorobenzene	1	1	-		0	20	105	-.01
	Dichlorodifluoromethane	0.224	0.258	-		-15.2	20	123	0
	Chloromethane	0.25	0.238	-		4.8	20	95	0
	Vinyl chloride	0.233	0.274	-		-17.6	20	118	0
	Bromomethane	10	10.803	-		-8	20	135	0
	Chloroethane	0.14	0.177	-		-26.4*	20	121	0
	Trichlorofluoromethane	0.267	0.339	-		-27*	20	140	0
	Ethyl ether	0.105	0.115	-		-9.5	20	114	-.01
	1,1-Dichloroethene	0.16	0.176	-		-10	20	120	0
	Carbon disulfide	0.494	0.579	-		-17.2	20	121	0
	Freon-113	0.167	0.196	-		-17.4	20	126	0
	Acrolein	0.045	0.037	-		17.8	20	88	-.01
	Methylene chloride	0.202	0.213	-		-5.4	20	110	0
	Acetone	0.073	0.056	-		23.3*	20	83	-.01
	trans-1,2-Dichloroethene	0.172	0.196	-		-14	20	116	0
	Methyl acetate	0.171	0.117	-		31.6*	20	74	-.01
	Methyl tert-butyl ether	0.642	0.621	-		3.3	20	96	-.01
NA	tert-Butyl alcohol	0.023	0.017	-	NA	26.1*	20	75	-.02
	Diisopropyl ether	0.92	0.848	-		7.8	20	92	-.01
	1,1-Dichloroethane	0.404	0.448	-		-10.9	20	111	0
	Halothane	0.139	0.161	-		-15.8	20	119	-.01
NA	Acrylonitrile	0.084	0.065	-	NA	22.6*	20	78	0
	Ethyl tert-butyl ether	0.798	0.797	-		0.1	20	100	0
	Vinyl acetate	0.612	0.58	-		5.2	20	109	-.01
	cis-1,2-Dichloroethene	0.206	0.236	-		-14.6	20	117	0
	2,2-Dichloropropane	0.27	0.319	-		-18.1	20	124	0
	Bromochloromethane	0.091	0.106	-		-16.5	20	117	-.02
	Cyclohexane	0.473	0.499	-		-5.5	20	116	0
	Chloroform	0.335	0.366	-		-9.3	20	111	-.01
	Ethyl acetate	0.256	0.185	-		27.7*	20	74	-.01
	Carbon tetrachloride	0.256	0.31	-		-21.1*	20	125	0
NA	Tetrahydrofuran	0.079	0.06	-	NA	24.1*	20	78	-.01
	Dibromofluoromethane	0.234	0.242	-		-3.4	20	107	0
	1,1,1-Trichloroethane	0.304	0.347	-		-14.1	20	117	0
	2-Butanone	0.105	0.076	-		27.6*	20	76	-.02
	1,1-Dichloropropene	0.256	0.301	-		-17.6	20	121	-.01
	Benzene	0.792	0.896	-		-13.1	20	112	0
	tert-Amyl methyl ether	0.598	0.588	-		1.7	20	100	-.02
	1,2-Dichloroethane-d4	0.312	0.297	-		4.8	20	99	0
	1,2-Dichloroethane	0.306	0.327	-		-6.9	20	107	-.01
	Methyl cyclohexane	0.356	0.408	-		-14.6	20	128	0
	Trichloroethene	0.199	0.231	-		-16.1	20	115	-.01
	Dibromomethane	0.115	0.125	-		-8.7	20	110	0

* Value outside of QC limits.

Calibration Verification Summary
Form 7
Volatiles

Client	: TRC Solutions	Lab Number	: L2448177
Project Name	: NYSDEC ELLENVILLE SML	Project Number	: 425272.0000.0000
Instrument ID	: ELAINE	Calibration Date	: 08/26/24 16:53
Lab File ID	: VE240826A01	Init. Calib. Date(s)	: 07/31/24 07/31/24
Sample No	: WG1964445-2	Init. Calib. Times	: 18:35 22:22
Channel	:		

Compound	Ave. RRF	RRF	Min RRF	%D	Max %D	Area%	Dev(min)
1,2-Dichloropropane	0.239	0.247	-	-3.3	20	104	-.01
Bromodichloromethane	0.283	0.308	-	-8.8	20	110	-.01
1,4-Dioxane	0.00192	0.00164*	-	14.6	20	89	-.01
cis-1,3-Dichloropropene	0.319	0.353	-	-10.7	20	109	-.01
Chlorobenzene-d5	1	1	-	0	20	109	0
Toluene-d8	1.317	1.31	-	0.5	20	108	0
Toluene	0.689	0.768	-	-11.5	20	117	0
4-Methyl-2-pentanone	0.117	0.089	-	23.9*	20	78	-.01
Tetrachloroethene	0.293	0.365	-	-24.6*	20	131	-.01
trans-1,3-Dichloropropene	0.388	0.401	-	-3.4	20	105	0
Ethyl methacrylate	0.369	0.328	-	11.1	20	92	0
1,1,2-Trichloroethane	0.193	0.195*	-	-1	20	104	0
Chlorodibromomethane	0.27	0.285	-	-5.6	20	110	0
1,3-Dichloropropane	0.408	0.42	-	-2.9	20	106	0
1,2-Dibromoethane	0.228	0.229	-	-0.4	20	105	0
2-Hexanone	0.229	0.158	-	31*	20	73	0
Chlorobenzene	0.734	0.832	-	-13.4	20	118	-.01
Ethylbenzene	1.335	1.517	-	-13.6	20	117	0
1,1,1,2-Tetrachloroethane	0.269	0.301	-	-11.9	20	114	0
p/m Xylene	0.509	0.592	-	-16.3	20	117	-.01
o Xylene	0.497	0.573	-	-15.3	20	117	0
Styrene	0.816	0.939	-	-15.1	20	115	0
1,4-Dichlorobenzene-d4	1	1	-	0	20	109	0
Bromoform	0.325	0.327	-	-0.6	20	107	0
Isopropylbenzene	2.395	2.696	-	-12.6	20	120	0
4-Bromofluorobenzene	0.924	0.853	-	7.7	20	100	0
Bromobenzene	0.605	0.669	-	-10.6	20	116	0
n-Propylbenzene	2.861	3.24	-	-13.2	20	120	0
1,4-Dichlorobutane	1.046	0.943	-	9.8	20	96	0
1,1,2,2-Tetrachloroethane	0.508	0.495	-	2.6	20	109	0
4-Ethyltoluene	2.321	2.612	-	-12.5	20	117	0
2-Chlorotoluene	1.683	1.852	-	-10	20	114	0
1,3,5-Trimethylbenzene	2.036	2.275	-	-11.7	20	115	0
1,2,3-Trichloropropane	0.415	0.411	-	1	20	104	-.01
trans-1,4-Dichloro-2-buten	0.204	0.182	-	10.8	20	97	0
4-Chlorotoluene	1.763	1.918	-	-8.8	20	114	0
tert-Butylbenzene	1.712	1.925	-	-12.4	20	118	0
1,2,4-Trimethylbenzene	2.033	2.271	-	-11.7	20	116	0
sec-Butylbenzene	2.538	2.857	-	-12.6	20	120	0
p-Isopropyltoluene	2.139	2.425	-	-13.4	20	120	0
1,3-Dichlorobenzene	1.117	1.271	-	-13.8	20	118	0
1,4-Dichlorobenzene	1.116	1.256	-	-12.5	20	118	0
p-Diethylbenzene	1.261	1.387	-	-10	20	116	0

* Value outside of QC limits.

Matrix Spike Sample Summary
Form 3
Volatiles

Client	: TRC Solutions	Lab Number	: L2448177
Project Name	: NYSDEC ELLENVILLE SML	Project Number	: 425272.0000.0000
Client Sample ID	: EPA-10B	Matrix (Level)	: WATER (LOW)
Lab Sample ID	: L2448177-02	Analysis Date	: 08/26/24 23:01
Matrix Spike	: WG1964445-8	MS Analysis Date	: 08/27/24 03:06
Matrix Spike Dup	: WG1964445-9	MSD Analysis Date	: 08/27/24 03:31

		Matrix Spike Sample			Matrix Spike Duplicate					
Parameter	Sample Conc. (ug/l)	Spike Added (ug/l)	Spike Conc. (ug/l)	%R	Spike Added (ug/l)	Spike Conc. (ug/l)	%R	RPD	Recovery Limits	RPD Limit
Vinyl chloride	ND	10	12	120	10	12	120	0	55-140	20
Chloroethane	ND	10	14	140 Q	10	11	110	24 Q	55-138	20
1,1-Dichloroethene	ND	10	11	110	10	11	110	0	61-145	20
trans-1,2-Dichloroethene	ND	10	11	110	10	12	120	9	70-130	20
Trichloroethene	ND	10	11	110	10	12	120	9	70-130	20
1,2-Dichlorobenzene	ND	10	10	100	10	11	110	10	70-130	20
1,3-Dichlorobenzene	ND	10	11	110	10	11	110	0	70-130	20
1,4-Dichlorobenzene	ND	10	11	110	10	11	110	0	70-130	20
Methyl tert butyl ether	ND	10	9.6	96	10	10	100	4	63-130	20
p/m-Xylene	ND	20	23	115	20	24	120	4	70-130	20
o-Xylene	ND	20	22	110	20	24	120	9	70-130	20
cis-1,2-Dichloroethene	ND	10	11	110	10	12	120	9	70-130	20
Styrene	ND	20	21	105	20	22	110	5	70-130	20
Dichlorodifluoromethane	ND	10	11	110	10	12	120	9	36-147	20
Acetone	ND	10	6.8	68	10	7.2	72	6	58-148	20
Carbon disulfide	ND	10	11	110	10	12	120	9	51-130	20
2-Butanone	ND	10	6.7	67	10	6.8	68	1	63-138	20
4-Methyl-2-pentanone	ND	10	7.6	76	10	7.9	79	4	59-130	20
2-Hexanone	ND	10	6.3	63	10	6.6	66	5	57-130	20
Bromochloromethane	ND	10	11	110	10	11	110	0	70-130	20
1,2-Dibromoethane	ND	10	9.8	98	10	10	100	2	70-130	20
1,2-Dibromo-3-chloropropane	ND	10	7.5	75	10	8.4	84	11	41-144	20

Matrix Spike Sample Summary
Form 3
Volatiles

Client	: TRC Solutions	Lab Number	: L2448177
Project Name	: NYSDEC ELLENVILLE SML	Project Number	: 425272.0000.0000
Client Sample ID	: EPA-10B	Matrix (Level)	: WATER (LOW)
Lab Sample ID	: L2448177-02	Analysis Date	: 08/26/24 23:01
Matrix Spike	: WG1964445-8	MS Analysis Date	: 08/27/24 03:06
Matrix Spike Dup	: WG1964445-9	MSD Analysis Date	: 08/27/24 03:31

		Matrix Spike Sample				Matrix Spike Duplicate						
Parameter	Sample Conc. (ug/l)	Spike Added (ug/l)	Spike Conc. (ug/l)	%R		Spike Added (ug/l)	Spike Conc. (ug/l)	%R		RPD	Recovery Limits	RPD Limit
Isopropylbenzene	ND	10	11	110		10	11	110		0	70-130	20
1,2,3-Trichlorobenzene	ND	10	9.2	92		10	9.6	96		4	70-130	20
1,2,4-Trichlorobenzene	ND	10	9.3	93		10	10	100		7	70-130	20
Methyl Acetate	ND	10	6.0	60	Q	10	6.7	67	Q	11	70-130	20
Cyclohexane	ND	10	10	100		10	11	110		10	70-130	20
1,4-Dioxane	ND	500	420	84		500	460	92		9	56-162	20
Freon-113	ND	10	12	120		10	12	120		0	70-130	20
Methyl cyclohexane	ND	10	10	100		10	11	110		10	70-130	20

Laboratory Control Sample Summary
Form 3
Volatiles

Client	: TRC Solutions	Lab Number	: L2448177
Project Name	: NYSDEC ELLENVILLE SML	Project Number	: 425272.0000.0000
Matrix (Level)	: WATER (LOW)		
LCS Sample ID	: WG1964445-3 Analysis Date : 08/26/24 16:53	File ID	: VE240826A01
LCSD Sample ID	: WG1964445-4 Analysis Date : 08/26/24 17:17	File ID	: VE240826A02

	Laboratory Control Sample			Laboratory Control Duplicate					
Parameter	True (ug/l)	Found (ug/l)	%R	True (ug/l)	Found (ug/l)	%R	RPD	Recovery Limits	RPD Limit
Trichloroethene	10	12	120	10	12	120	0	70-130	20
1,2-Dichlorobenzene	10	11	110	10	11	110	0	70-130	20
1,3-Dichlorobenzene	10	11	110	10	11	110	0	70-130	20
1,4-Dichlorobenzene	10	11	110	10	11	110	0	70-130	20
Methyl tert butyl ether	10	9.7	97	10	10	100	3	63-130	20
p/m-Xylene	20	23	115	20	24	120	4	70-130	20
o-Xylene	20	23	115	20	24	120	4	70-130	20
cis-1,2-Dichloroethene	10	11	110	10	11	110	0	70-130	20
Styrene	20	23	115	20	23	115	0	70-130	20
Dichlorodifluoromethane	10	11	110	10	12	120	9	36-147	20
Acetone	10	7.6	76	10	7.6	76	0	58-148	20
Carbon disulfide	10	12	120	10	12	120	0	51-130	20
2-Butanone	10	7.2	72	10	8.1	81	12	63-138	20
4-Methyl-2-pentanone	10	7.6	76	10	7.6	76	0	59-130	20
2-Hexanone	10	6.9	69	10	7.0	70	1	57-130	20
Bromochloromethane	10	12	120	10	12	120	0	70-130	20
1,2-Dibromoethane	10	10	100	10	10	100	0	70-130	20
1,2-Dibromo-3-chloropropane	10	8.0	80	10	7.7	77	4	41-144	20
Isopropylbenzene	10	11	110	10	11	110	0	70-130	20
1,2,3-Trichlorobenzene	10	9.4	94	10	9.8	98	4	70-130	20
1,2,4-Trichlorobenzene	10	10	100	10	10	100	0	70-130	20
Methyl Acetate	10	6.8	68 Q	10	7.8	78	14	70-130	20
Cyclohexane	10	10	100	10	11	110	10	70-130	20
1,4-Dioxane	500	430	86	500	460	92	7	56-162	20
Freon-113	10	12	120	10	12	120	0	70-130	20
Methyl cyclohexane	10	11	110	10	12	120	9	70-130	20

APPENDIX D

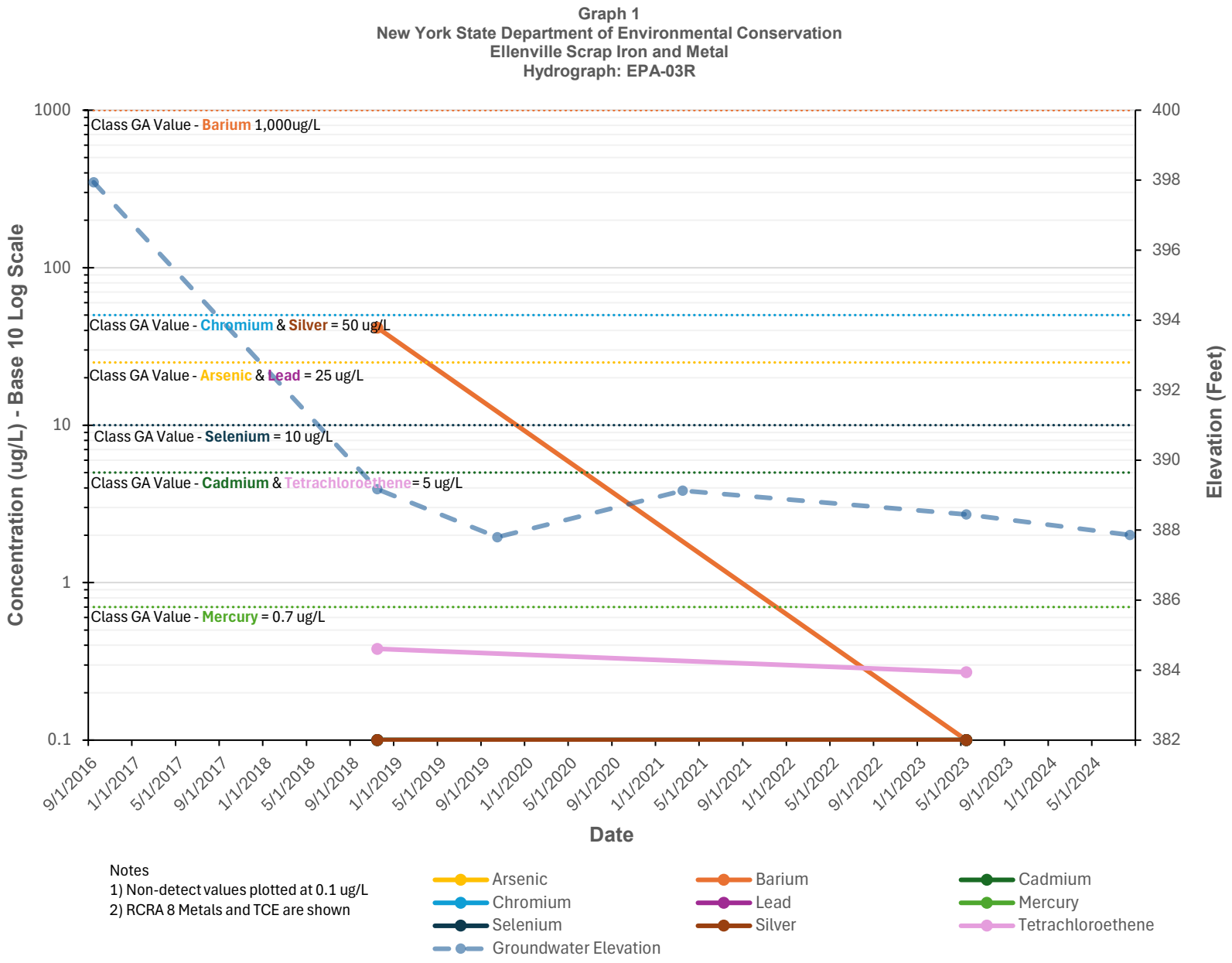

Notes
1) Non-detect values plotted at 0.1 ug/L
2) RCRA 8 Metals and TCE are shown

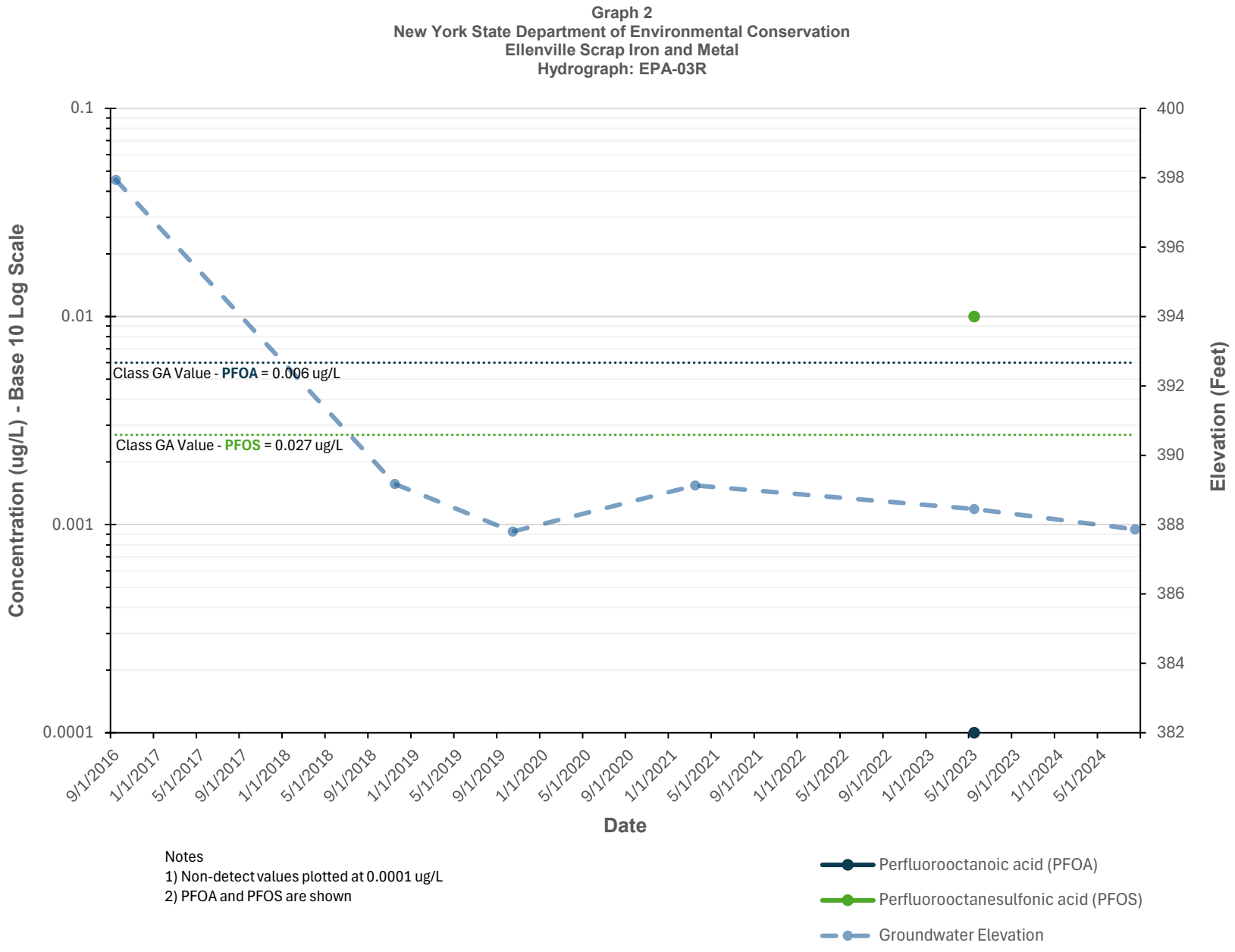

Notes
1) Non-detect values plotted at 0.0001 ug/L
2) PFOA and PFOS are shown

Graph 3
New York State Department of Environmental Conservation
Ellenville Scrap Iron and Metal
Hydrograph: EPA-03B

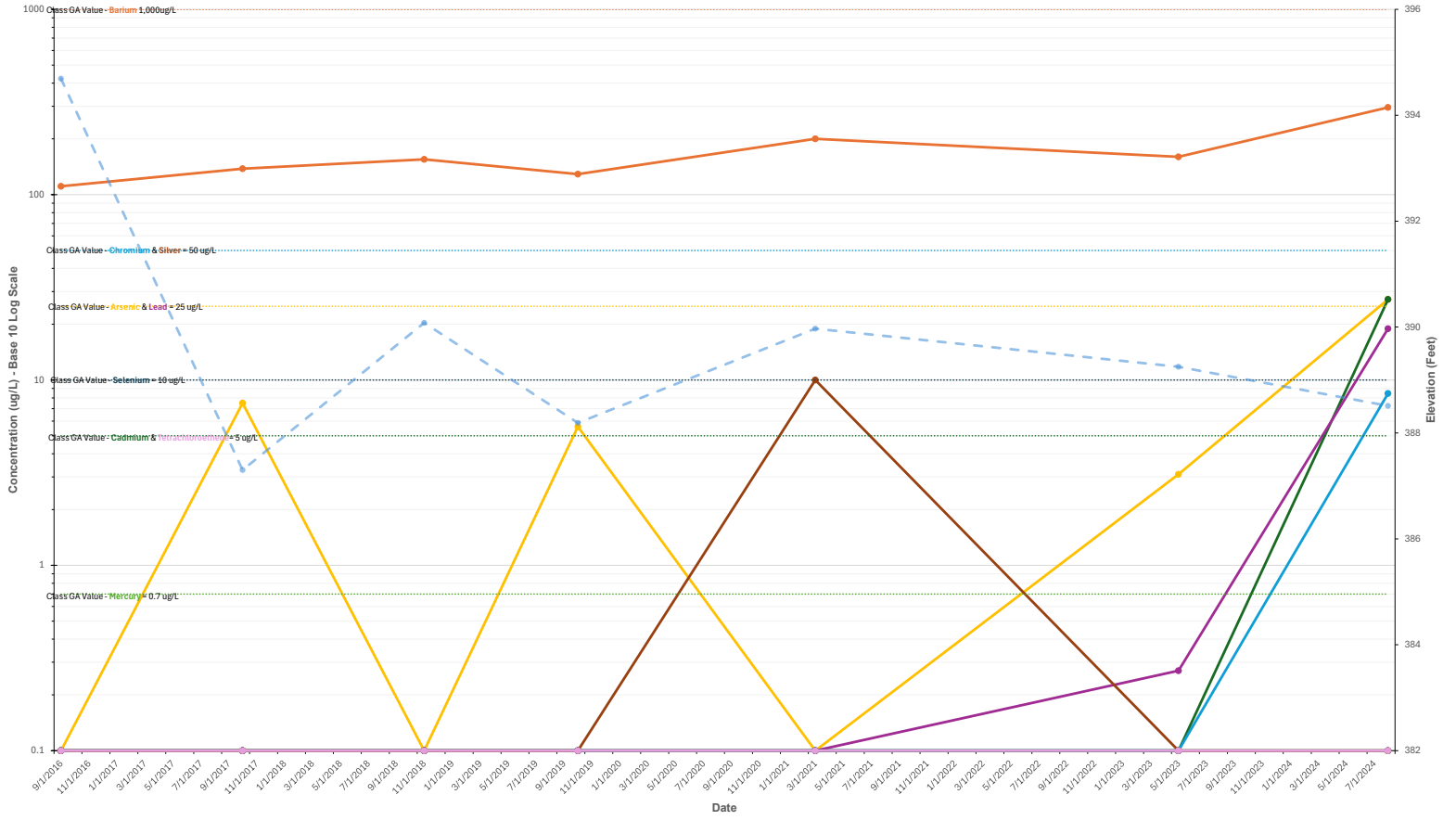

Notes
1) Non-detect values plotted at 0.1 ug/L
2) RCRA 8 Metals and TCE are shown

Arsenic | Barium | Cadmium | Chromium | Lead | Mercury | Selenium | Silver | Tetrachloroethene | Groundwater Elevation

Notes
1) Non-detect values plotted at 0.001 ug/L
2) PFOA and PFOS are shown

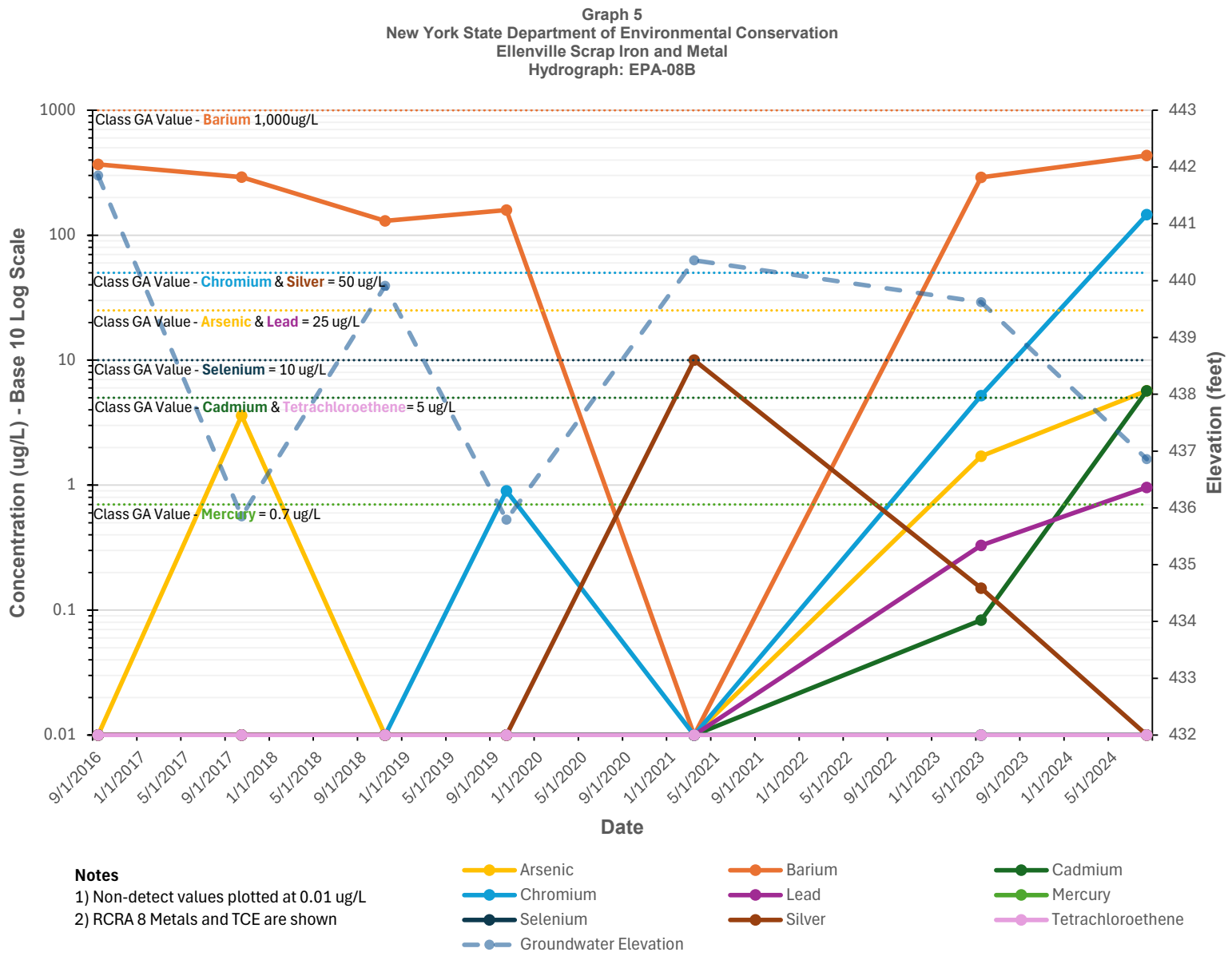

Notes

1) Non-detect values plotted at 0.01 ug/L

2) RCRA 8 Metals and TCE are shown

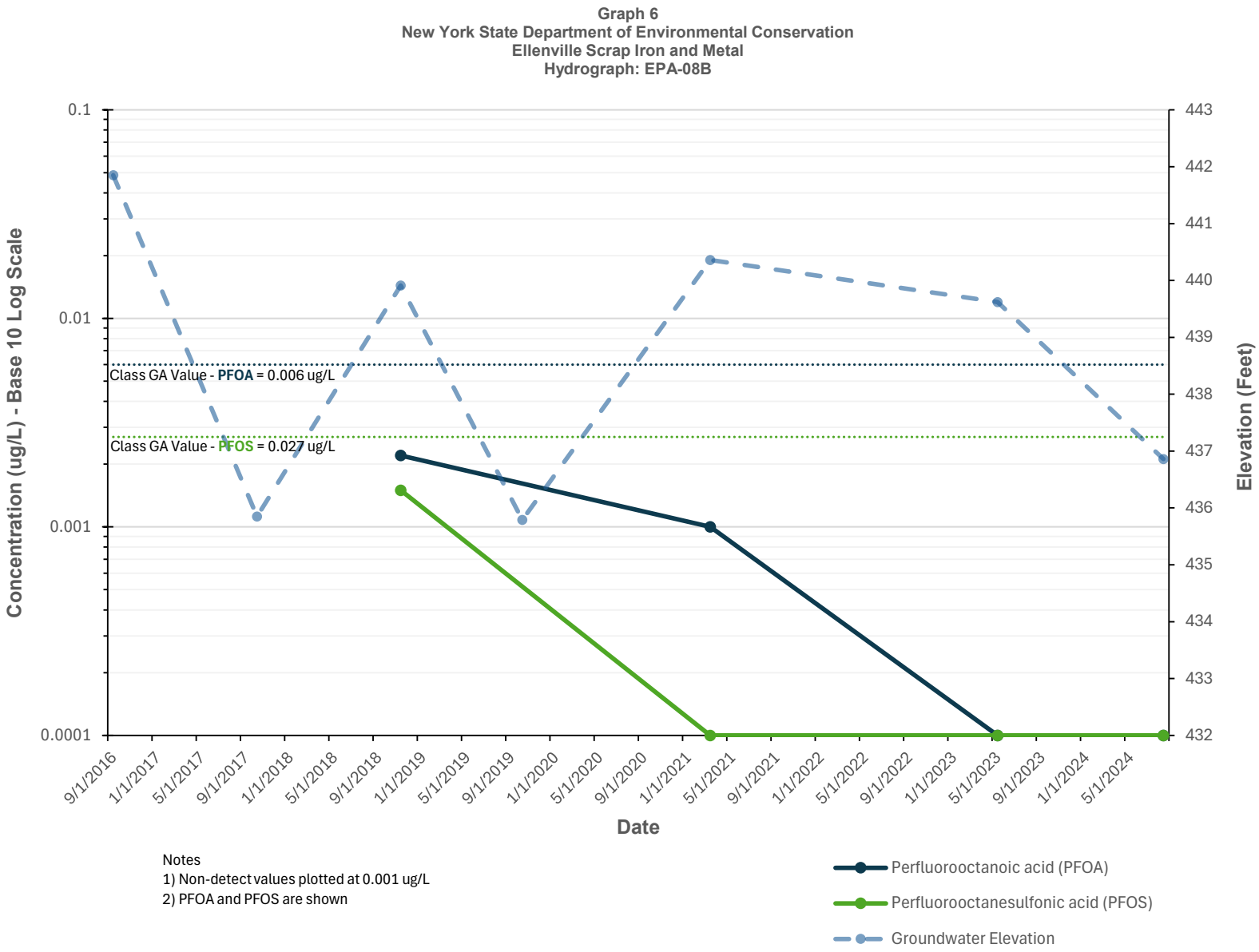

Notes
1) Non-detect values plotted at 0.001 ug/L
2) PFOA and PFOS are shown

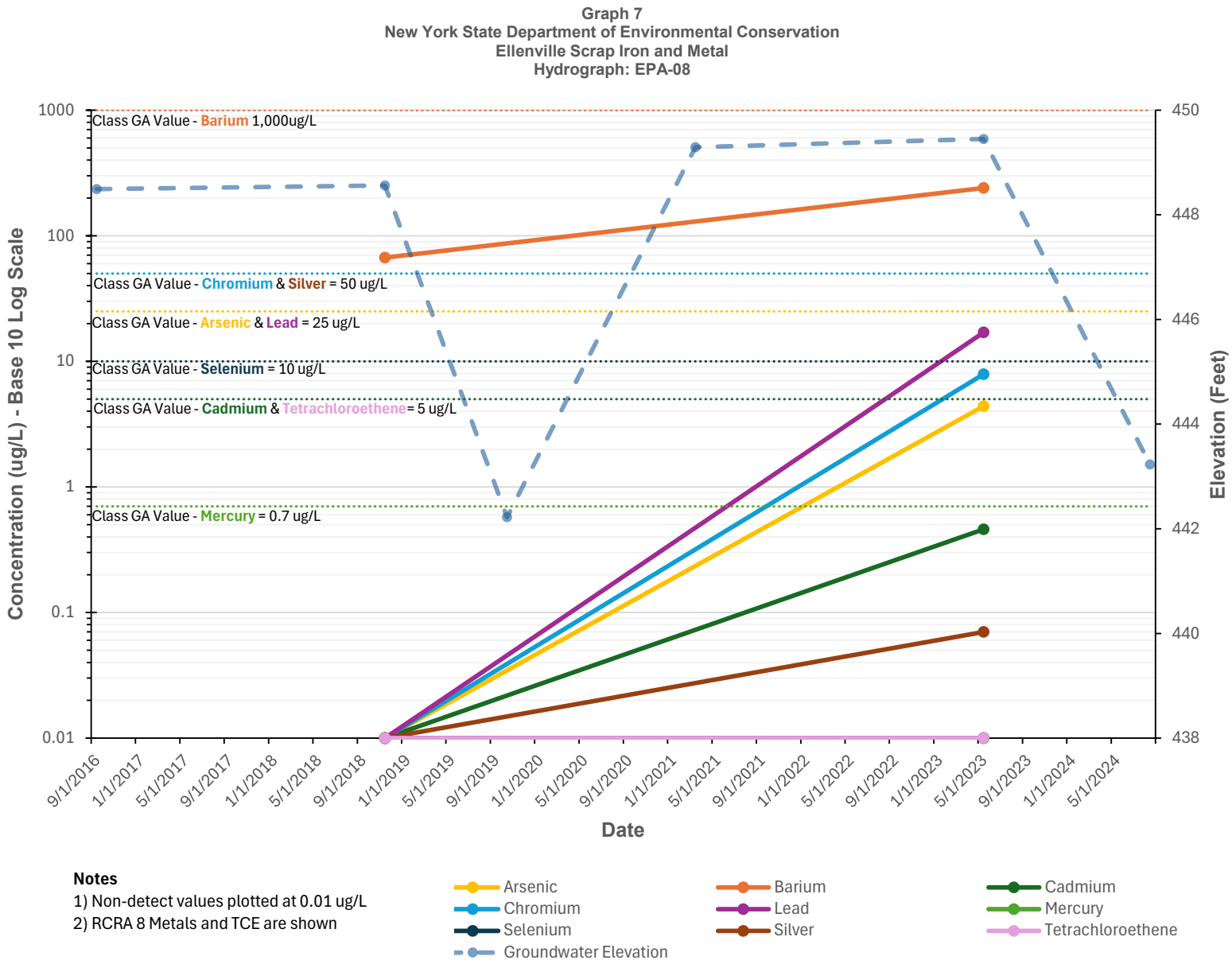

Notes

1) Non-detect values plotted at 0.01 ug/L

2) RCRA 8 Metals and TCE are shown

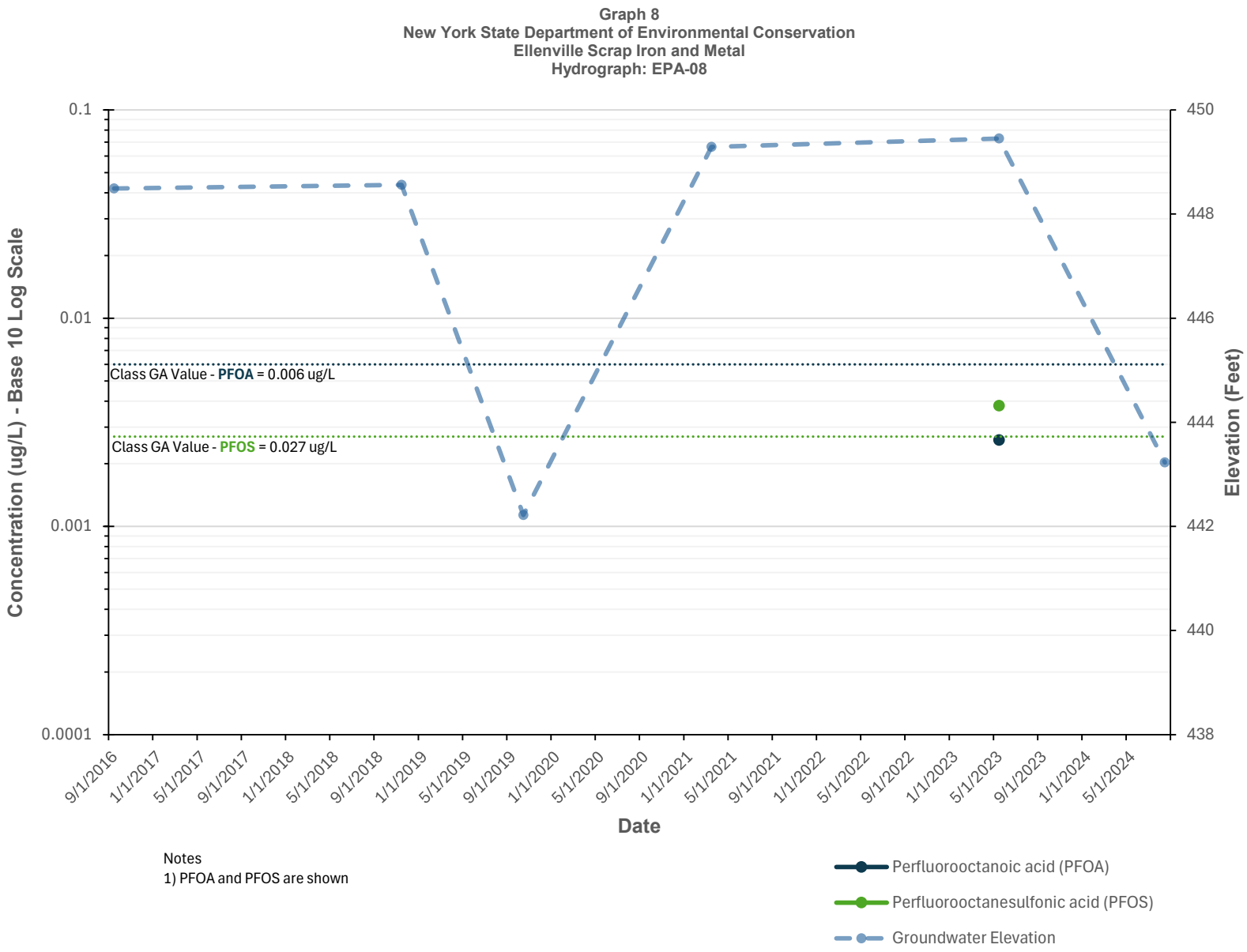

Notes
1) PFOA and PFOS are shown

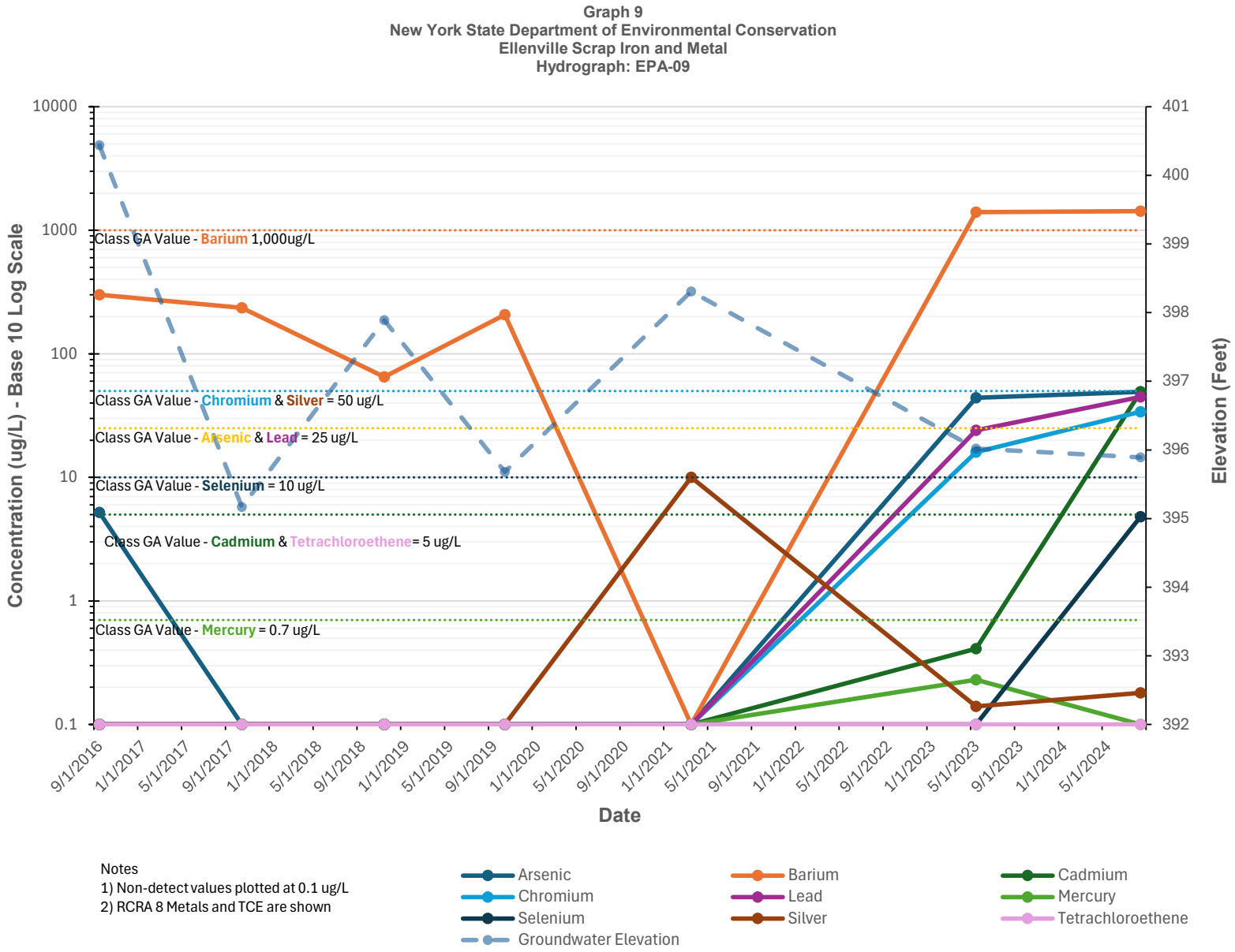

Notes
1) Non-detect values plotted at 0.1 ug/L
2) RCRA 8 Metals and TCE are shown

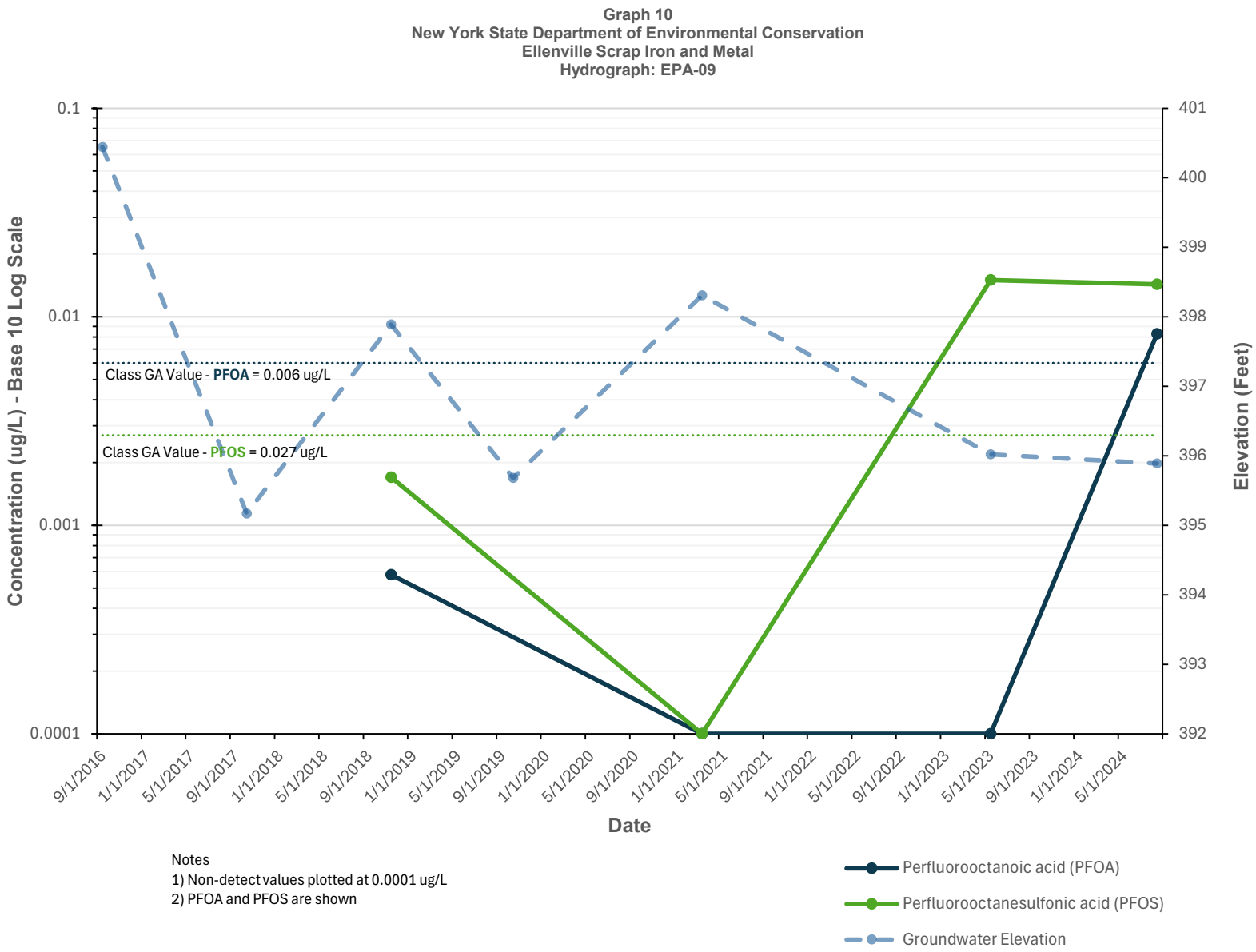

Notes
1) Non-detect values plotted at 0.0001 ug/L
2) PFOA and PFOS are shown

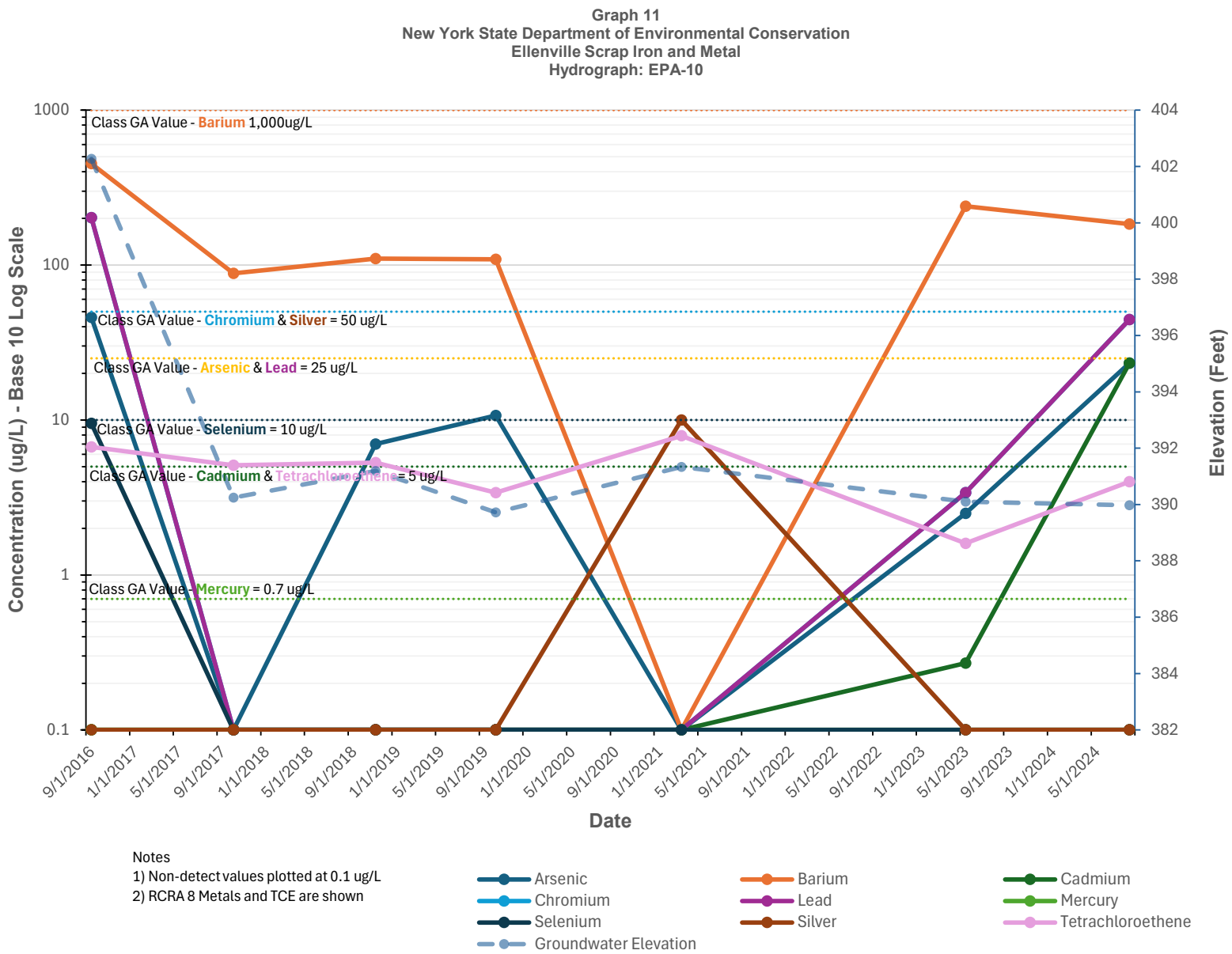

Notes
1) Non-detect values plotted at 0.1 ug/L
2) RCRA 8 Metals and TCE are shown

Graph 12
New York State Department of Environmental Conservation
Ellenville Scrap Iron and Metal
Hydrograph: EPA-10

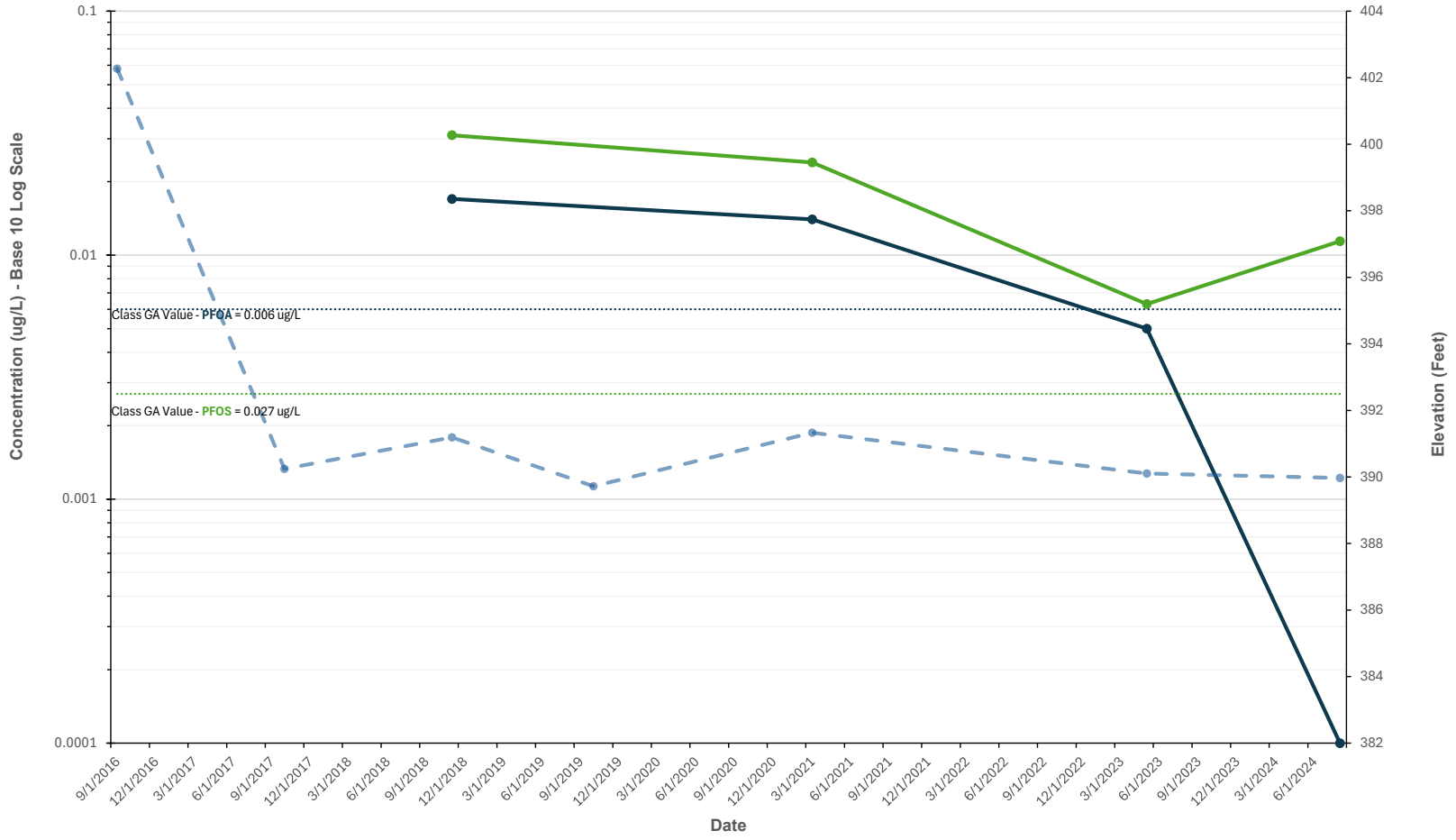

Notes
1) Non-detect values plotted at 0.001 ug/L
2) PFOA and PFOS are shown

Perfluorooctanoic acid (PFOA)
Perfluorooctanesulfonic acid (PFOS)
Groundwater Elevation

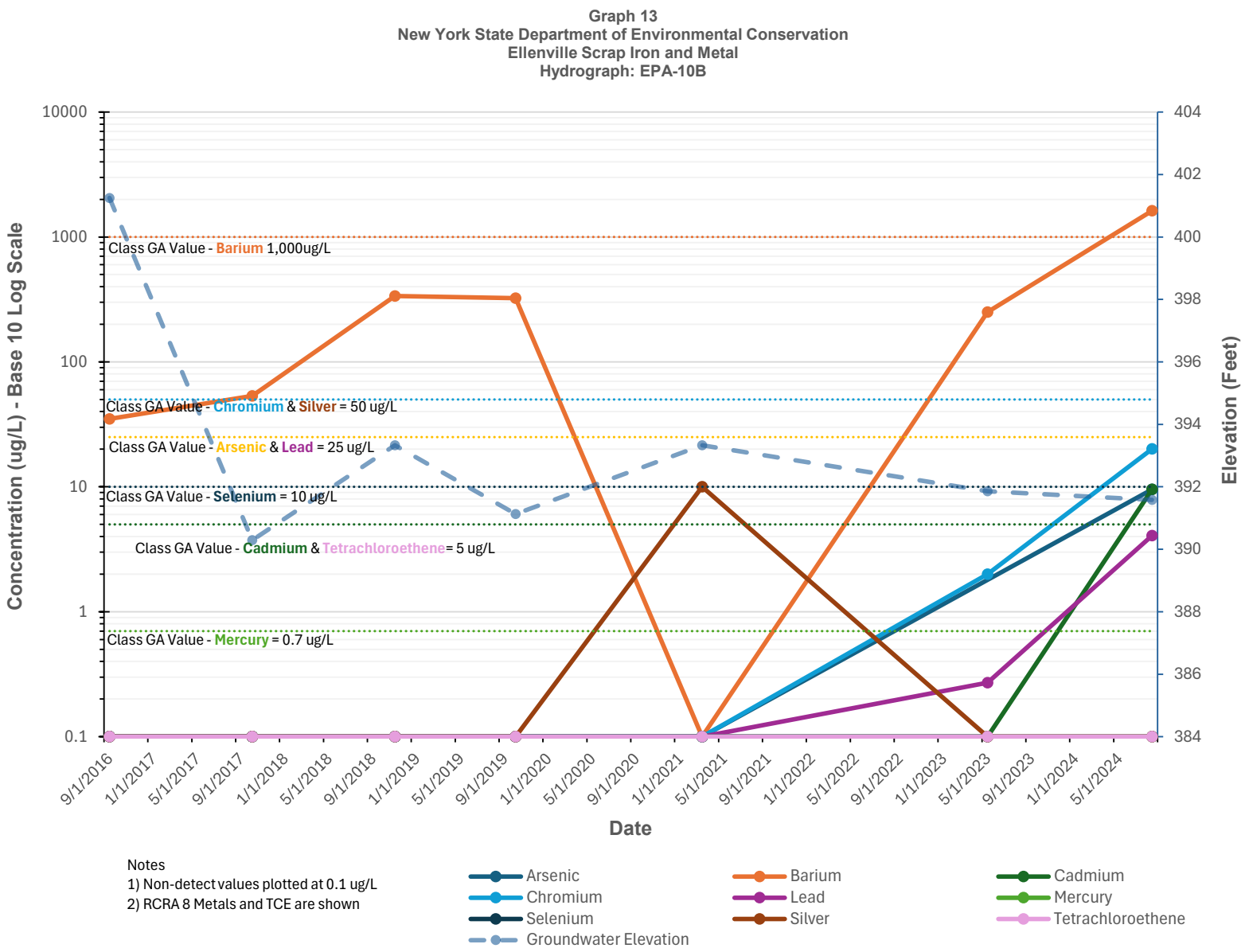

Notes
1) Non-detect values plotted at 0.1 ug/L
2) RCRA 8 Metals and TCE are shown

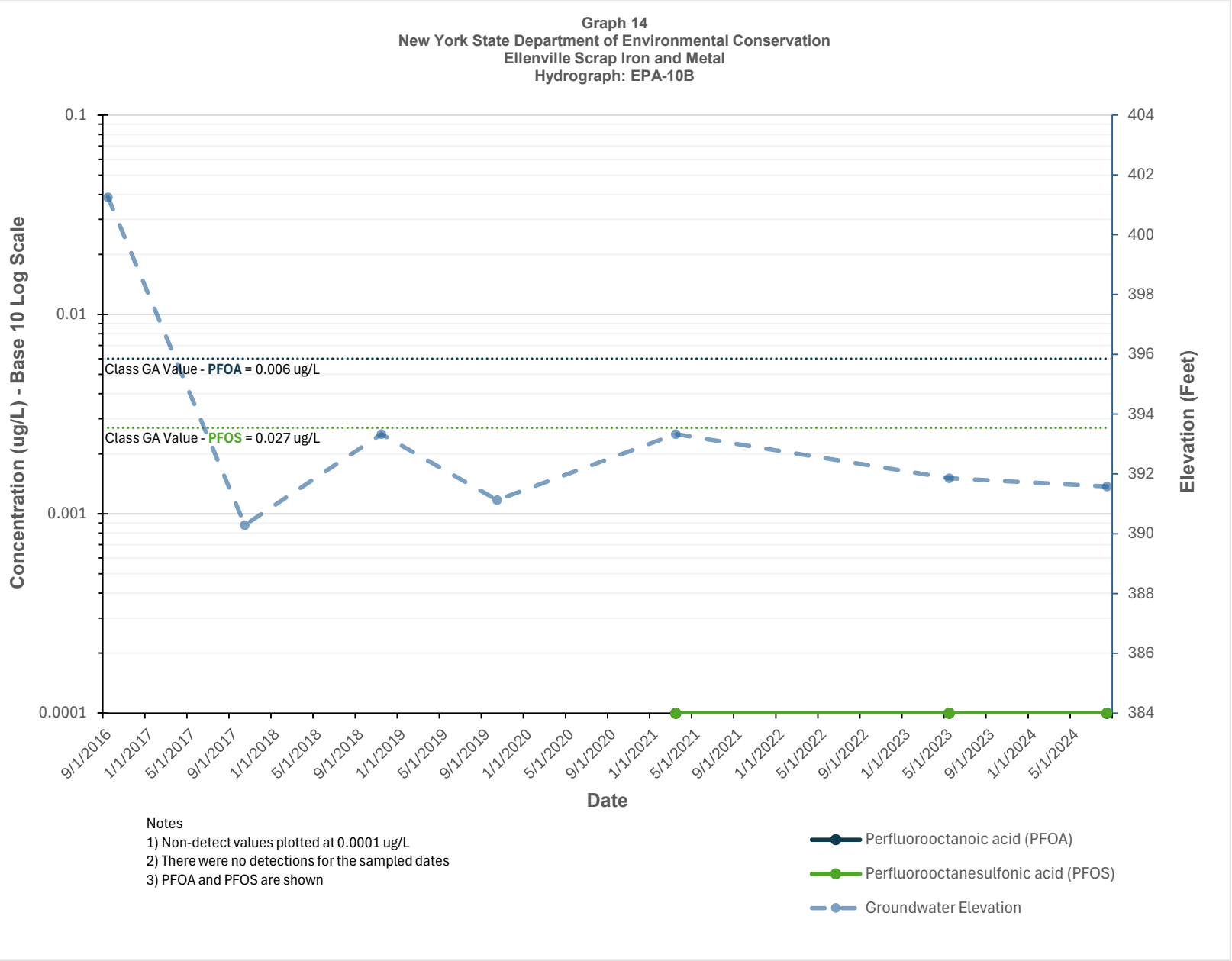

Notes
1) Non-detect values plotted at 0.0001 ug/L
2) There were no detections for the sampled dates
3) PFOA and PFOS are shown