



G. C. ENVIRONMENTAL, INC.

CONSULTANTS CONTRACTORS

December 19, 2018

Mr. Justin Starr, P.G.
Engineering Geologist 1, Remedial Bureau C,
New York State Department of Environmental Conservation
Division of Environmental Remediation
625 Broadway
Albany, NY 12233-7014

VIA E-MAIL TO ALL

Subject: SVE System Design Work Plan
101 Westmoreland Avenue
White Plains, New York 10606
Automobile Club of New York
GCE Project No. 05-003-00
Monthly/Quarterly Soil Vapor Extraction System Performance-Cover System Monitoring
& Quarterly Air Sampling Report

Dear Mr. Starr:

As you aware, Automobile Club of New York (AAA) (Now Known as AAA Northeast) entered into an Order on Consent (Index No. D3-0504-06-09) with the New York State Department of Environmental Conservation (NYSDEC) in December, 2006. Based on the submitted and approved August 2015 SVE System Design Work Plan, April 2015 Site Management Plan, October 2015 Construction Completion Report and November 2013 Site Characterization Report, the monthly and quarterly reports prepared by G. C. Environmental, Inc. (GCE) for the Subject Site are listed as follows:

Monthly Reports (October);

- Soil Vapor Extraction System Performance
- Cover System Monitoring

November Monthly Inspection was not performed.

Quarterly Reports (December);

- Soil Vapor Extraction System Performance
- Cover System Monitoring
- Air Sampling

If you have any questions concerning this project, please feel free to call me at (631) 206 3700, ext. 111.

Very truly yours,

Gregory A. Collins
President

Enclosures: SVE System Design Monthly & Quarterly Reports

*Monthly SVE & Cover System
Monitoring Reports
October, 2018*



G. C. ENVIRONMENTAL, INC.

CONSULTANTS CONTRACTORS

October 23, 2018

Mr. Justin Starr, P.G.
Engineering Geologist 1, Remedial Bureau C,
New York State Department of Environmental Conservation
Division of Environmental Remediation
625 Broadway
Albany, NY 12233-7014

VIA E-MAIL TO ALL

Subject: SVE System Design Work Plan
101 Westmoreland Avenue
White Plains, New York 10606
Automobile Club of New York
GCE Project No. 05-003-00
Monthly Soil Vapor Extraction System Performance & Cover System Monitoring
Report - October 2018

Dear Mr. Starr:

Enclosed please find the October 2018 Monthly Soil Vapor Extraction System Performance & Cover System Monitoring Report prepared by G. C. Environmental, Inc. (GCE) for the Subject Site.

If you have any questions concerning this project, please feel free to call me at (631) 206 3700, ext. 111.

Very truly yours,

A handwritten signature in black ink, appearing to read 'G. Collins', is written over a light blue circular stamp.

Gregory A. Collins
President

SVE System Design, Site Code Number 360095
Soil Vapor Extraction (SVE) System Performance & Cover System Monitoring Report
October 2018

SVE System Performance Overview

In October 23, 2018, the SVE system was found to be operating at a flow rate of 50 CFM. Vacuum measurements at the manifold were consistent, ranging from 50-52 inches wc. Vacuum measurements at the system blower show that the blower produces 45-50 inches wc. The SVE System was operational throughout the month of August with no water accumulation in the SVE system's knock out (KO) drum. Air filter on the CFM gauge was inspected for moisture. No water accumulation was observed.

System Inspections

The SVE system operated continuously and routine inspections of the system are conducted by GCE personnel. System Operational Inspection logs are in place and are maintained. The concentrations of VOC (via photoionization detector (PID)) were measured on all soil vapor extraction points (SVE-1 & SVE-2 & SP-1 & SP-2). The PID readings were identified as 0.00 ppm for each point except the blower exhaust point. PID reading was 1 ppm at this point.

Cover System Inspections

The cover system routine inspection of the system is conducted by GCE personnel. The building slab and pavement act as a site cover for residual contaminated soils that exceed soil clean up objectives for the site use. The cover system at the soil vapor extraction wells (SVEs) location was not breached, penetrated or temporarily removed, and any underlying remaining contamination was not disturbed during the system inspection. However, during the system inspection, in some areas within the building footprint, which were not identified as the source of the contamination in soil vapor, cracks were observed. These are the same areas were identified during previous inspection.

Sincerely,



Fulya Toylular
Environmental Scientist

*Quarterly SVE & Cover System
Monitoring & Air Sampling & Reports
December, 2018*



G. C. ENVIRONMENTAL, INC.

CONSULTANTS CONTRACTORS

December 19, 2018

Mr. Justin Starr, P. G.
Engineering Geologist 1, Remedial Bureau C,
New York State Department of Environmental Conservation
Division of Environmental Remediation
625 Broadway
Albany, NY 12233-7014

VIA E-MAIL TO ALL

Subject: SVE System Design Work Plan
101 Westmoreland Avenue
White Plains, New York 10606
Automobile Club of New York (Now Known as AAA Northeast)
GCE Project No. 05-003-00
Quarterly Soil Vapor Extraction System Performance & Cover System
Monitoring Report & Air Sampling Report - December 2018

Dear Mr. Starr:

Enclosed please find the September 2018 Quarterly Soil Vapor Extraction System Performance & Cover System Monitoring Report & Air Sampling Report prepared by G. C. Environmental, Inc. (GCE) for the Subject Site.

If you have any questions concerning this project, please feel free to call me at (631) 206 3700, ext. 111.

Very truly yours,

A handwritten signature in black ink, appearing to read 'G. Collins', is written over a light blue horizontal line.

Gregory A. Collins
President

**SVE System Design, Site Code Number 360095
Soil Vapor Extraction (SVE) System Performance & Cover System Monitoring Report &
Air Sampling Report - December 2018**

SVE System Performance Overview

In December 19, 2018, the SVE system was found to be operating at a consistent flow rate of approximately 50 CFM. Vacuum measurements at the manifold were consistent, ranging from 50-52 inches wc. Vacuum measurements at the system blower show that the blower produces 34-52 inches wc. The SVE System was operational throughout the month of December with no accumulating in the system's knock out (KO) drum. Air filter on the CFM gauge was inspected for moisture. No moisture was observed.

Air Sampling Procedures

According to the Soil Vapor Sampling Program attached to the August 2015 SVE System Design Work Plan Report, air samples were collected at four (4) locations in the SVE system: at the discharge of the GAC vessel (SP-2) when the SVE system was running and at the SVE system blower discharge (SP-1), SVE wells (SV-1 and SV-2) at the repair shop area when the SVE system was shutdown. The air samples were collected using SUMMA canisters over an elapsed time of 1 hour. The air samples were boxed and shipped to the Phoenix Environmental Laboratories (PEL), a New York State ELAP-approved laboratory for analysis of VOC using EPA Method TO-15. PID readings were 0.00 ppm at all sampling locations (Please, refer to the lab results in Appendix A and Table 1 for air sample results and Figure 1 for air sampling diagram).

Air Sampling Data Interpretation

Air samples were collected in December 19, 2018. In December at an average flow rate of approximately 50 cfm (approximately 72,000 cub.ft/day), the SVE system was estimated to be removing approximately 0.04 lbs of total VOC per day (Please refer to the lab results in Appendix A and Table 1 for air sample results).

Air Sampling PID Measurements

According to the August 2015 SVE System Design Work Plan Report and April 2015 Site Management Report (SMP) concentrations of VOC (via photoionization detector (PID)) should be measured on all soil vapor extraction points (SVE-1 & SVE-2). The PID readings had been measured on these points and all sampling locations (Please refer to Table 2 for the PID Readings at all air sampling locations, December, 2018).

System Inspections

The SVE system operated as described and routine inspections of the system are conducted by GCE personnel. System Operational Inspection logs are in place and are maintained.

Cover System Inspections

The cover system routine inspection of the system is conducted by GCE personnel. The building slab and pavement act as a site cover for residual contaminated soils that exceed soil clean up objectives for the site use. The cover system was not breached, penetrated or temporarily removed, and any underlying remaining contamination was not disturbed during the system inspection. Nevertheless, during the system inspection, in some areas within the building footprint, which were not identified as the source of the contamination in soil vapor, cracks were observed.

Groundwater Level Measurements

On December 19, 2018, GCE conducted groundwater level measurements in all the on-site monitoring wells. Depth to groundwater was measured using a Solinst oil/water interface probe equipped with a fiberglass measuring tape. The same probe and measuring tape were used for all measurements. All of the groundwater level measurements were taken from an etch mark at the top of the PVC casing of each well (Please refer to Table 3 for the Groundwater Depth Measurements, Figure 2 for the Site Map).

Groundwater Sampling Procedures

Based on the work plan and site management plan, no groundwater samples were collected at this time.

Groundwater PID Measurements

According to the to the August 2015 SVE System Design Work Plan (SVE) and April 2015 Site Management Report (SMP) concentrations of VOC (via photoionization detector (PID)) should be measured on all on-site monitoring wells MW-1 through MW-8. The PID readings had been measured at all monitoring wells (Please refer to Table 4 for the PID Readings).

Sincerely,



Fulya Toylular
Environmental Scientist

Enclosures:

Figures:

- Figure 1: SVE System Air Sampling Diagram
- Figure 2: Site Map

Tables:

Table 1: Air Sampling Results (12/19/18)

Table 2: PID Readings for Air Sampling Locations (12/19/18)

Table 3: Depth of Groundwater (12/19/18)

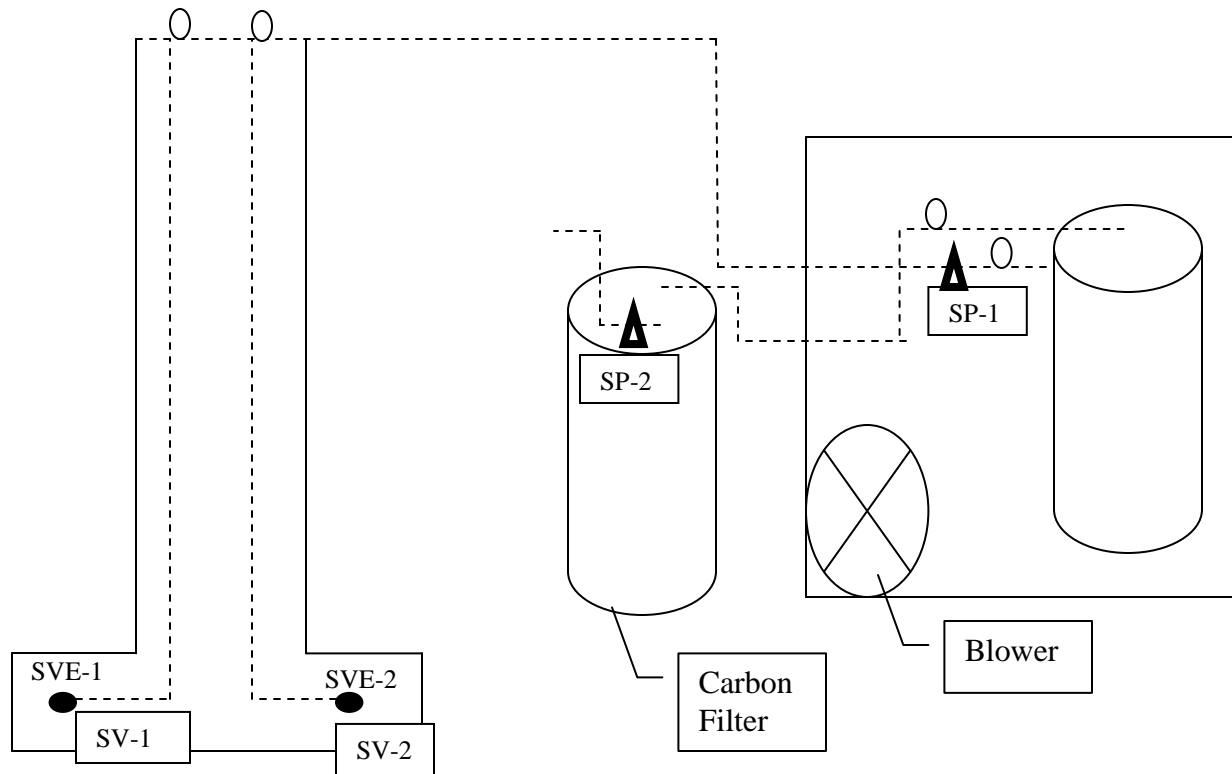
Table 4: PID Readings for MW Locations (12/19/18)

Appendixes:

Appendix A: Lab Analytical Results

Appendix B: Photolog

LIST OF FIGURES



LEGEND:

- Soil Vapor Extraction Wells
- Manifold Vacuum Gauges
- - - System Piping
- Air Sampling Locations

Note: Drawings is not scaled. All locations are approximate.



G. C. ENVIRONMENTAL, INC.
CONSULTANTS CONTRACTORS

22 OAK STREET
BAY SHORE, NEW YORK 11706

TEL: (631) 206-3700
FAX: (631) 206-3729

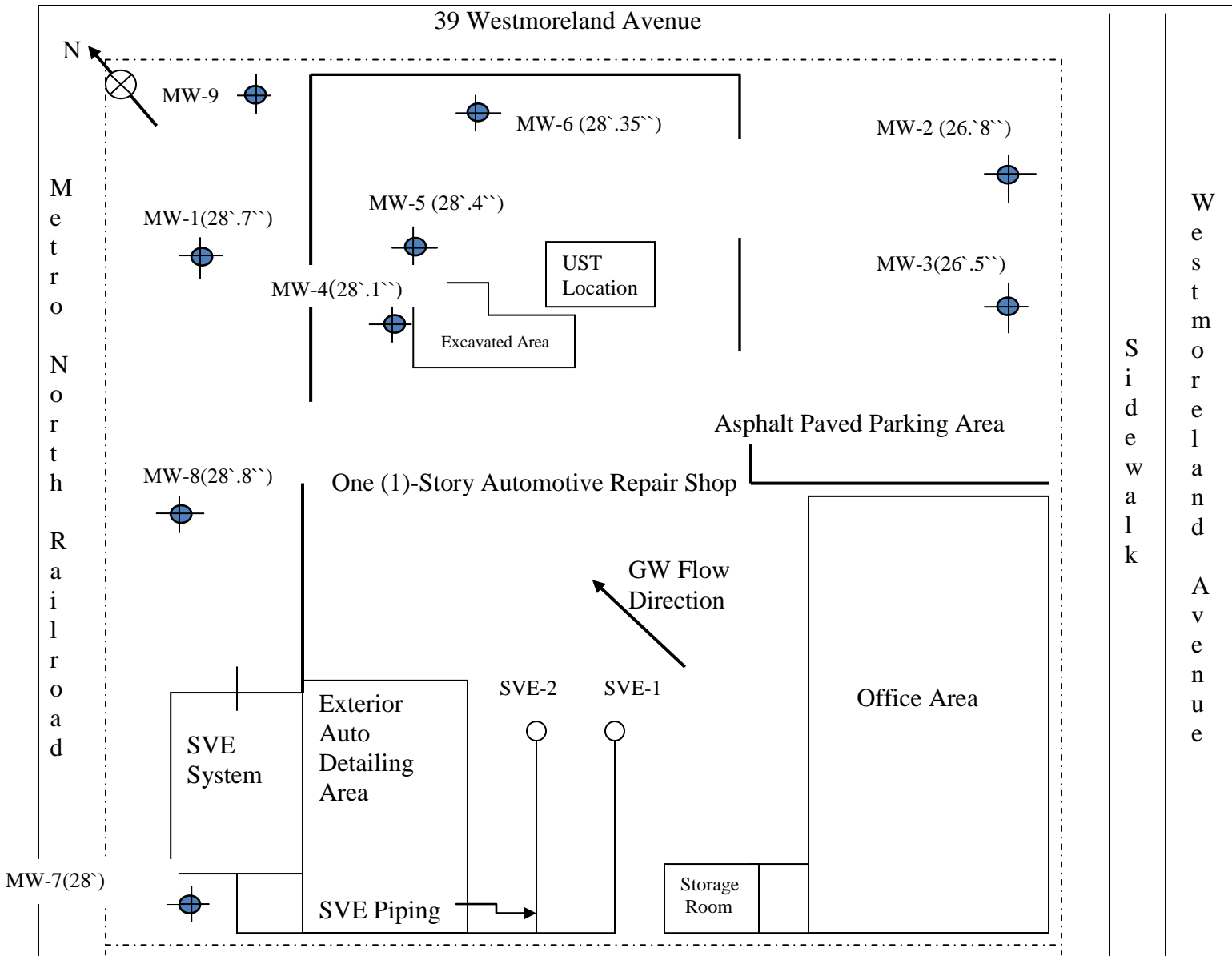
BASIC SVE SYSTEM AIR SAMPLING DIAGRAM

101 WESTMORELAND AVENUE
WHITE PLAINS, NY 10606

GCE PROJECT NO.: 05-003-00

FIGURE

SVE SYTEM AIR SAMPLING DIAGRAM



LEGEND

- Monitoring Well Location
- Soil Vapor Extraction Point
- (28'.35") Groundwater Depth
- - - - - Property Line

Note: MW-9 was not sampled.
 Note: Drawings is not scaled. All locations are approximate.



G. G. ENVIRONMENTAL, INC
 CONSULTANTS CONTRACTORS

22 OAK STREET
 BAY SHORE, NEW YORK 11706

TEL: (631) 206-3700
 FAX: (631) 206-3729

SITE MAP

101 WESTMORELAND AVENUE
 WHITE PLAINS, NY 10606

GCE PROJECT NO.: 05-003-00

FIGURE 2

**SITE
 MAP**

LIST OF TABLES

Table 1-Air Sampling Results										
G. C. Environmental, Inc. 101 Westmoreland Avenue, White Plains, NY 10606 GCE Project No:05-003-00	Lab Sample Id		CC17983		CC17984		CC17985		CC17986	
	Collection Date		12/19/2018		12/19/2018		12/19/2018		12/19/2018	
	Client Id		SP-1		SP-2		SV-1		SV-2	
	Matrix		Air		Air		Air		Air	
CAS	Units	Result	RL	Result	RL	Result	RL	Result	RL	
Volatiles (TO15) By TO15										
1,1,1,2-Tetrachloroethane	630-20-6	ppbv	< 0.146	0.146	< 0.146	0.146	< 0.146	0.146	< 0.146	0.146
1,1,1-Trichloroethane	71-55-6	ppbv	6.08	0.183	< 0.183	0.183	6.34	0.183	4.81	0.183
1,1,2,2-Tetrachloroethane	79-34-5	ppbv	< 0.146	0.146	< 0.146	0.146	< 0.146	0.146	< 0.146	0.146
1,1,2-Trichloroethane	79-00-5	ppbv	< 0.183	0.183	< 0.183	0.183	< 0.183	0.183	< 0.183	0.183
1,1-Dichloroethane	75-34-3	ppbv	< 0.247	0.247	< 0.247	0.247	< 0.247	0.247	< 0.247	0.247
1,1-Dichloroethene	75-35-4	ppbv	0.109	0.051	0.152	0.051	0.086	0.051	0.093	0.051
1,2,4-Trichlorobenzene	120-82-1	ppbv	< 0.135	0.135	< 0.135	0.135	< 0.135	0.135	< 0.135	0.135
1,2,4-Trimethylbenzene	95-63-6	ppbv	1.14	0.204	1.29	0.204	2.9	0.204	2.54	0.204
1,2-Dibromoethane(EDB)	106-93-4	ppbv	< 0.130	0.130	< 0.130	0.130	< 0.130	0.130	< 0.130	0.130
1,2-Dichloroethane	95-50-1	ppbv	< 0.166	0.166	< 0.166	0.166	< 0.166	0.166	< 0.166	0.166
1,2-Dichloroethane	107-06-2	ppbv	< 0.247	0.247	< 0.247	0.247	< 0.247	0.247	< 0.247	0.247
1,2-dichloropropane	78-87-5	ppbv	< 0.217	0.217	< 0.217	0.217	< 0.217	0.217	< 0.217	0.217
1,2-Dichlorotetrafluoroethane	76-14-2	ppbv	< 0.143	0.143	< 0.143	0.143	< 0.143	0.143	< 0.143	0.143
1,3,5-Trimethylbenzene	108-67-8	ppbv	0.829	0.204	0.53	0.204	1.26	0.204	1.07	0.204
1,3-Butadiene	106-99-0	ppbv	< 0.452	0.452	< 0.452	0.452	< 0.452	0.452	< 0.452	0.452
1,3-Dichlorobenzene	541-73-1	ppbv	< 0.166	0.166	< 0.166	0.166	< 0.166	0.166	< 0.166	0.166
1,4-Dichlorobenzene	106-46-7	ppbv	< 0.166	0.166	< 0.166	0.166	< 0.166	0.166	< 0.166	0.166
1,4-Dioxane	123-91-1	ppbv	< 0.278	0.278	< 0.278	0.278	< 0.278	0.278	< 0.278	0.278
2-Hexanone(MBK)	591-78-6	ppbv	< 0.244	0.244	< 0.244	0.244	< 0.244	0.244	< 0.244	0.244
4-Ethyltoluene	622-96-8	ppbv	1.89	0.204	1.35	0.204	4.1	0.204	3.1	0.204
4-Isopropyltoluene	99-87-6	ppbv	< 0.182	0.182	< 0.182	0.182	< 0.182	0.182	< 0.182	0.182
4-Methyl-2-pentanone(MIBK)	108-10-1	ppbv	0.449	0.244	< 0.244	0.244	1.56	0.244	1.33	0.244
Acetone	67-64-1	ppbv	1.76	0.421	134	4.21	194	4.21	196	4.21
Acrylonitrile	107-13-1	ppbv	< 0.461	0.461	< 0.461	0.461	< 0.461	0.461	< 0.461	0.461
Benzene	71-43-2	ppbv	0.489	0.313	< 0.313	0.313	2.71	0.313	2.59	0.313
Benzyl chloride	100-44-7	ppbv	< 0.193	0.193	< 0.193	0.193	< 0.193	0.193	< 0.193	0.193
Bromodichloromethane	75-27-4	ppbv	< 0.149	0.149	< 0.149	0.149	< 0.149	0.149	< 0.149	0.149
Bromoform	75-25-2	ppbv	< 0.097	0.097	< 0.097	0.097	< 0.097	0.097	< 0.097	0.097
Bromomethane	74-83-9	ppbv	< 0.258	0.258	< 0.258	0.258	< 0.258	0.258	< 0.258	0.258
Carbon Disulfide	75-15-0	ppbv	< 0.321	0.321	< 0.321	0.321	< 0.321	0.321	< 0.321	0.321
Carbon Tetrachloride	56-23-5	ppbv	0.042	0.032	< 0.032	0.032	0.054	0.032	0.053	0.032
Chlorobenzene	108-90-7	ppbv	< 0.217	0.217	< 0.217	0.217	< 0.217	0.217	< 0.217	0.217
Chloroethane	75-00-3	ppbv	< 0.379	0.379	< 0.379	0.379	< 0.379	0.379	< 0.379	0.379
Chloroform	67-66-3	ppbv	0.871	0.205	< 0.205	0.205	1.23	0.205	0.706	0.205
Chloromethane	74-87-3	ppbv	< 0.485	0.485	< 0.485	0.485	< 0.485	0.485	< 0.485	0.485
Cis-1,2-Dichloroethene	156-59-2	ppbv	< 0.051	0.051	< 0.051	0.051	< 0.051	0.051	0.061	0.051
cis-1,3-Dichloropropene	10061-01-5	ppbv	< 0.221	0.221	< 0.221	0.221	< 0.221	0.221	< 0.221	0.221
Cyclohexane	110-82-7	ppbv	0.332	0.291	< 0.291	0.291	1.7	0.291	1.88	0.291
Dibromochloromethane	124-48-1	ppbv	< 0.118	0.118	< 0.118	0.118	< 0.118	0.118	< 0.118	0.118
Dichlorodifluoromethane	75-71-8	ppbv	0.629	0.202	0.423	0.202	0.789	0.202	0.563	0.202
Ethanol	64-17-5	ppbv	1.32	0.531	11.5	0.531	29.9	0.531	29.2	0.531
Ethyl acetate	141-78-6	ppbv	< 0.278	0.278	< 0.278	0.278	< 0.278	0.278	< 0.278	0.278
Ethylbenzene	100-41-4	ppbv	0.718	0.230	0.507	0.230	3.14	0.230	2.73	0.230
Heptane	142-82-5	ppbv	0.413	0.244	0.271	0.244	6.45	0.244	9.82	0.244
Hexachlorobutadiene	87-68-3	ppbv	< 0.094	0.094	< 0.094	0.094	< 0.094	0.094	< 0.094	0.094
Hexane	110-54-3	ppbv	0.715	0.284	0.293	0.284	4.38	0.284	4.81	0.284
Isopropylalcohol	67-63-0	ppbv	0.574	0.407	2.61	0.407	3.96	0.407	3.15	0.407
Isopropylbenzene	98-82-8	ppbv	< 0.204	0.204	< 0.204	0.204	0.22	0.204	< 0.204	0.204
m,p-Xylene	179601-23-1	ppbv	3.17	0.230	2.34	0.230	10.7	0.230	8.66	0.230
Methyl Ethyl Ketone	78-93-3	ppbv	0.695	0.339	19.8	0.339	19.8	0.339	14.1	0.339
Methyl tert-butyl ether(MTBE)	1634-04-4	ppbv	< 0.278	0.278	< 0.278	0.278	< 0.278	0.278	< 0.278	0.278
Methylene Chloride	75-09-2	ppbv	< 0.864	0.864	< 0.864	0.864	1.01	0.864	0.937	0.864
n-Butylbenzene	104-51-8	ppbv	< 0.182	0.182	0.187	0.182	0.433	0.182	0.332	0.182
o-Xylene	95-47-6	ppbv	0.921	0.230	0.62	0.230	2.92	0.230	2.55	0.230
Propylene	115-07-1	ppbv	< 0.581	0.581	< 0.581	0.581	< 0.581	0.581	2.07	0.581

sec-Butylbenzene	135-98-8	ppbv	< 0.182	0.182	< 0.182	0.182	< 0.182	0.182	< 0.182	0.182
Styrene	100-42-5	ppbv	2	0.235	1.53	0.235	5.18	0.235	3.98	0.235
Tetrachloroethene	127-18-4	ppbv	36.8	0.037	4.55	0.037	56.6	0.369	32.7	0.037
Tetrahydrofuran	109-99-9	ppbv	2.21	0.339	1.42	0.339	22.1	0.339	19.7	0.339
Toluene	108-88-3	ppbv	5.52	0.266	4.69	0.266	58.9	2.66	63.2	2.66
Trans-1,2-Dichloroethene	156-60-5	ppbv	< 0.252	0.252	< 0.252	0.252	< 0.252	0.252	< 0.252	0.252
trans-1,3-Dichloropropene	10061-02-6	ppbv	< 0.221	0.221	< 0.221	0.221	< 0.221	0.221	< 0.221	0.221
Trichloroethene	79-01-6	ppbv	0.514	0.037	< 0.037	0.037	0.785	0.037	0.413	0.037
Trichlorofluoromethane	75-69-4	ppbv	< 0.178	0.178	< 0.178	0.178	< 0.178	0.178	< 0.178	0.178
Trichlorotrifluoroethane	76-13-1	ppbv	< 0.131	0.131	< 0.131	0.131	< 0.131	0.131	< 0.131	0.131
Vinyl Chloride	75-01-4	ppbv	< 0.078	0.078	< 0.078	0.078	< 0.078	0.078	< 0.078	0.078
1,1,1,2-Tetrachloroethane	630-20-6	ug/m3	< 1.00	1.00	< 1.00	1.00	< 1.00	1.00	< 1.00	1.00
1,1,1-Trichloroethane	71-55-6	ug/m3	33.2	1.00	< 1.00	1.00	34.6	1.00	26.2	1.00
1,1,2,2-Tetrachloroethane	79-34-5	ug/m3	< 1.00	1.00	< 1.00	1.00	< 1.00	1.00	< 1.00	1.00
1,1,2-Trichloroethane	79-00-5	ug/m3	< 1.00	1.00	< 1.00	1.00	< 1.00	1.00	< 1.00	1.00
1,1-Dichloroethane	75-34-3	ug/m3	< 1.00	1.00	< 1.00	1.00	< 1.00	1.00	< 1.00	1.00
1,1-Dichloroethene	75-35-4	ug/m3	0.43	0.20	0.6	0.20	0.34	0.20	0.37	0.20
1,2,4-Trichlorobenzene	120-82-1	ug/m3	< 1.00	1.00	< 1.00	1.00	< 1.00	1.00	< 1.00	1.00
1,2,4-Trimethylbenzene	95-63-6	ug/m3	5.6	1.00	6.34	1.00	14.2	1.00	12.5	1.00
1,2-Dibromoethane(EDB)	106-93-4	ug/m3	< 1.00	1.00	< 1.00	1.00	< 1.00	1.00	< 1.00	1.00
1,2-Dichlorobenzene	95-50-1	ug/m3	< 1.00	1.00	< 1.00	1.00	< 1.00	1.00	< 1.00	1.00
1,2-Dichloroethane	107-06-2	ug/m3	< 1.00	1.00	< 1.00	1.00	< 1.00	1.00	< 1.00	1.00
1,2-dichloropropane	78-87-5	ug/m3	< 1.00	1.00	< 1.00	1.00	< 1.00	1.00	< 1.00	1.00
1,2-Dichlorotetrafluoroethane	76-14-2	ug/m3	< 1.00	1.00	< 1.00	1.00	< 1.00	1.00	< 1.00	1.00
1,3,5-Trimethylbenzene	108-67-8	ug/m3	4.07	1.00	2.6	1.00	6.19	1.00	5.26	1.00
1,3-Butadiene	106-99-0	ug/m3	< 1.00	1.00	< 1.00	1.00	< 1.00	1.00	< 1.00	1.00
1,3-Dichlorobenzene	541-73-1	ug/m3	< 1.00	1.00	< 1.00	1.00	< 1.00	1.00	< 1.00	1.00
1,4-Dichlorobenzene	106-46-7	ug/m3	< 1.00	1.00	< 1.00	1.00	< 1.00	1.00	< 1.00	1.00
1,4-Dioxane	123-91-1	ug/m3	< 1.00	1.00	< 1.00	1.00	< 1.00	1.00	< 1.00	1.00
2-Hexanone(MBK)	591-78-6	ug/m3	< 1.00	1.00	< 1.00	1.00	< 1.00	1.00	< 1.00	1.00
4-Ethyltoluene	622-96-8	ug/m3	9.29	1.00	6.63	1.00	20.1	1.00	15.2	1.00
4-Isopropyltoluene	99-87-6	ug/m3	< 1.00	1.00	< 1.00	1.00	< 1.00	1.00	< 1.00	1.00
4-Methyl-2-pentanone(MIBK)	108-10-1	ug/m3	1.84	1.00	< 1.00	1.00	6.39	1.00	5.44	1.00
Acetone	67-64-1	ug/m3	4.18	1.00	318	9.99	461	9.99	465	9.99
Acrylonitrile	107-13-1	ug/m3	< 1.00	1.00	< 1.00	1.00	< 1.00	1.00	< 1.00	1.00
Benzene	71-43-2	ug/m3	1.56	1.00	< 1.00	1.00	8.65	1.00	8.27	1.00
Benzyl chloride	100-44-7	ug/m3	< 1.00	1.00	< 1.00	1.00	< 1.00	1.00	< 1.00	1.00
Bromodichloromethane	75-27-4	ug/m3	< 1.00	1.00	< 1.00	1.00	< 1.00	1.00	< 1.00	1.00
Bromoform	75-25-2	ug/m3	< 1.00	1.00	< 1.00	1.00	< 1.00	1.00	< 1.00	1.00
Bromomethane	74-83-9	ug/m3	< 1.00	1.00	< 1.00	1.00	< 1.00	1.00	< 1.00	1.00
Carbon Disulfide	75-15-0	ug/m3	< 1.00	1.00	< 1.00	1.00	< 1.00	1.00	< 1.00	1.00
Carbon Tetrachloride	56-23-5	ug/m3	0.26	0.20	< 0.20	0.20	0.34	0.20	0.33	0.20
Chlorobenzene	108-90-7	ug/m3	< 1.00	1.00	< 1.00	1.00	< 1.00	1.00	< 1.00	1.00
Chloroethane	75-00-3	ug/m3	< 1.00	1.00	< 1.00	1.00	< 1.00	1.00	< 1.00	1.00
Chloroform	67-66-3	ug/m3	4.25	1.00	< 1.00	1.00	6	1.00	3.44	1.00
Chloromethane	74-87-3	ug/m3	< 1.00	1.00	< 1.00	1.00	< 1.00	1.00	< 1.00	1.00
Cis-1,2-Dichloroethene	156-59-2	ug/m3	< 0.20	0.20	< 0.20	0.20	< 0.20	0.20	0.24	0.20
cis-1,3-Dichloropropene	10061-01-5	ug/m3	< 1.00	1.00	< 1.00	1.00	< 1.00	1.00	< 1.00	1.00
Cyclohexane	110-82-7	ug/m3	1.14	1.00	< 1.00	1.00	5.85	1.00	6.47	1.00
Dibromochloromethane	124-48-1	ug/m3	< 1.00	1.00	< 1.00	1.00	< 1.00	1.00	< 1.00	1.00
Dichlorodifluoromethane	75-71-8	ug/m3	3.11	1.00	2.09	1.00	3.9	1.00	2.78	1.00
Ethanol	64-17-5	ug/m3	2.49	1.00	21.7	1.00	56.3	1.00	55	1.00
Ethyl acetate	141-78-6	ug/m3	< 1.00	1.00	< 1.00	1.00	< 1.00	1.00	< 1.00	1.00
Ethylbenzene	100-41-4	ug/m3	3.12	1.00	2.2	1.00	13.6	1.00	11.8	1.00
Heptane	142-82-5	ug/m3	1.69	1.00	1.11	1.00	26.4	1.00	40.2	1.00
Hexachlorobutadiene	87-68-3	ug/m3	< 1.00	1.00	< 1.00	1.00	< 1.00	1.00	< 1.00	1.00
Hexane	110-54-3	ug/m3	2.52	1.00	1.03	1.00	15.4	1.00	16.9	1.00
Isopropylalcohol	67-63-0	ug/m3	1.41	1.00	6.41	1.00	9.73	1.00	7.74	1.00
Isopropylbenzene	98-82-8	ug/m3	< 1.00	1.00	< 1.00	1.00	1.08	1.00	< 1.00	1.00
m,p-Xylene	179601-23-1	ug/m3	13.8	1.00	10.2	1.00	46.4	1.00	37.6	1.00
Methyl Ethyl Ketone	78-93-3	ug/m3	2.05	1.00	58.4	1.00	58.4	1.00	41.6	1.00
Methyl tert-butyl ether(MTBE)	1634-04-4	ug/m3	< 1.00	1.00	< 1.00	1.00	< 1.00	1.00	< 1.00	1.00
Methylene Chloride	75-09-2	ug/m3	< 3.00	3.00	< 3.00	3.00	3.51	3.00	3.25	3.00
n-Butylbenzene	104-51-8	ug/m3	< 1.00	1.00	1.03	1.00	2.38	1.00	1.82	1.00
o-Xylene	95-47-6	ug/m3	4	1.00	2.69	1.00	12.7	1.00	11.1	1.00
Propylene	115-07-1	ug/m3	< 1.00	1.00	< 1.00	1.00	< 1.00	1.00	3.56	1.00

sec-Butylbenzene	135-98-8	ug/m3	< 1.00	1.00	< 1.00	1.00	< 1.00	1.00	< 1.00	1.00
Styrene	100-42-5	ug/m3	8.51	1.00	6.51	1.00	22.1	1.00	16.9	1.00
Tetrachloroethene	127-18-4	ug/m3	249	0.25	30.8	0.25	384	2.50	222	0.25
Tetrahydrofuran	109-99-9	ug/m3	6.51	1.00	4.19	1.00	65.1	1.00	58.1	1.00
Toluene	108-88-3	ug/m3	20.8	1.00	17.7	1.00	222	10.0	238	10.0
Trans-1,2-Dichloroethene	156-60-5	ug/m3	< 1.00	1.00	< 1.00	1.00	< 1.00	1.00	< 1.00	1.00
trans-1,3-Dichloropropene	10061-02-6	ug/m3	< 1.00	1.00	< 1.00	1.00	< 1.00	1.00	< 1.00	1.00
Trichloroethene	79-01-6	ug/m3	2.76	0.20	< 0.20	0.20	4.22	0.20	2.22	0.20
Trichlorofluoromethane	75-69-4	ug/m3	< 1.00	1.00	< 1.00	1.00	< 1.00	1.00	< 1.00	1.00
Trichlorotrifluoroethane	76-13-1	ug/m3	< 1.00	1.00	< 1.00	1.00	< 1.00	1.00	< 1.00	1.00
Vinyl Chloride	75-01-4	ug/m3	< 0.20	0.20	< 0.20	0.20	< 0.20	0.20	< 0.20	0.20

Result Detected

G. C. Environmental, Inc.
101 Westmoreland Avenue, White Plains, New York
Table 2-PID Readings, December 2018

Monitoring Wells - Onsite	Unit	PID Level Measurement
SP-1 (Blower Discharge)	ppm	0.00
SP-2 (Discharge of the Carbon Vessel)	ppm	0.00
SV-1 (SVE -1)	ppm	0.00
SV-2 (SVE -2)	ppm	0.00

Note:

ppm: part per million

G. C. Environmental, Inc.
101 Westmoreland Avenue, White Plains, New York
Table 3-Depth of GW, December 2018

Monitoring Wells -Onsite	Unit	GW Level Measurement
MW-1	ft	28.7
MW-2	ft	26.8
MW-3	ft	26.5
MW-4	ft	28.1
MW-5	ft	28.4
MW-6	ft	28.35
MW-7	ft	28
MW-8	ft	28.8

G. C. Environmental, Inc.
101 Westmoreland Avenue, White Plains, New York
Table 4-PID Readings, December 2018

Monitoring Wells -On-site	Unit	PID Level Measurement
MW-1	ppm	0.00
MW-2	ppm	0.00
MW-3	ppm	0.00
MW-4	ppm	0.00
MW-5	ppm	0.00
MW-6	ppm	0.00
MW-7	ppm	0.00
MW-8	ppm	0.00

APPENDIX A
Lab Analytical Results



Thursday, December 27, 2018

Attn: Mr. Greg Collins
G.C. Environmental, Inc.
22 Oak Street
Bayshore, NY 11706

Project ID: 05-003-00
Sample ID#s: CC17983 - CC17986

This laboratory is in compliance with the NELAC requirements of procedures used except where indicated.

This report contains results for the parameters tested, under the sampling conditions described on the Chain Of Custody, as received by the laboratory. This report is incomplete unless all pages indicated in the pagination at the bottom of the page are included.

A scanned version of the COC form accompanies the analytical report and is an exact duplicate of the original.

If you have any questions concerning this testing, please do not hesitate to contact Phoenix Client Services at ext. 200.

Sincerely yours,

A handwritten signature in black ink, appearing to read "Phyllis Shiller".

Phyllis/Shiller
Laboratory Director

NELAC - #NY11301
CT Lab Registration #PH-0618
MA Lab Registration #M-CT007
ME Lab Registration #CT-007
NH Lab Registration #213693-A,B

NJ Lab Registration #CT-003
NY Lab Registration #11301
PA Lab Registration #68-03530
RI Lab Registration #63
UT Lab Registration #CT00007
VT Lab Registration #VT11301



Environmental Laboratories, Inc.
 587 East Middle Turnpike, P.O.Box 370, Manchester, CT 06045
 Tel. (860) 645-1102 Fax (860) 645-0823

Analysis Report
 December 27, 2018

FOR: Attn: Mr. Greg Collins
 G.C. Environmental, Inc.
 22 Oak Street
 Bayshore, NY 11706

Sample Information

Matrix: AIR
 Location Code: GC-ENV
 Rush Request: Standard
 P.O.#: 11185
 Canister Id: 219

Custody Information

Collected by: FT
 Received by: SW
 Analyzed by: see "By" below

Date Time
 12/19/18 9:30
 12/20/18 14:46

Project ID: 05-003-00
 Client ID: SP-1

Laboratory Data

SDG ID: GCC17983
 Phoenix ID: CC17983

Parameter	ppbv Result	ppbv RL	ug/m3 Result	ug/m3 RL	Date/Time	By	Dilution
<u>Volatiles (TO15)</u>							
1,1,1,2-Tetrachloroethane	ND	0.146	ND	1.00	12/21/18	KCA	1
1,1,1-Trichloroethane	6.08	0.183	33.2	1.00	12/21/18	KCA	1
1,1,2,2-Tetrachloroethane	ND	0.146	ND	1.00	12/21/18	KCA	1
1,1,2-Trichloroethane	ND	0.183	ND	1.00	12/21/18	KCA	1
1,1-Dichloroethane	ND	0.247	ND	1.00	12/21/18	KCA	1
1,1-Dichloroethene	0.109	0.051	0.43	0.20	12/21/18	KCA	1
1,2,4-Trichlorobenzene	ND	0.135	ND	1.00	12/21/18	KCA	1
1,2,4-Trimethylbenzene	1.14	0.204	5.60	1.00	12/21/18	KCA	1
1,2-Dibromoethane(EDB)	ND	0.130	ND	1.00	12/21/18	KCA	1
1,2-Dichlorobenzene	ND	0.166	ND	1.00	12/21/18	KCA	1
1,2-Dichloroethane	ND	0.247	ND	1.00	12/21/18	KCA	1
1,2-dichloropropane	ND	0.217	ND	1.00	12/21/18	KCA	1
1,2-Dichlorotetrafluoroethane	ND	0.143	ND	1.00	12/21/18	KCA	1
1,3,5-Trimethylbenzene	0.829	0.204	4.07	1.00	12/21/18	KCA	1
1,3-Butadiene	ND	0.452	ND	1.00	12/21/18	KCA	1
1,3-Dichlorobenzene	ND	0.166	ND	1.00	12/21/18	KCA	1
1,4-Dichlorobenzene	ND	0.166	ND	1.00	12/21/18	KCA	1
1,4-Dioxane	ND	0.278	ND	1.00	12/21/18	KCA	1
2-Hexanone(MBK)	ND	0.244	ND	1.00	12/21/18	KCA	1
4-Ethyltoluene	1.89	0.204	9.29	1.00	12/21/18	KCA	1
4-Isopropyltoluene	ND	0.182	ND	1.00	12/21/18	KCA	1
4-Methyl-2-pentanone(MIBK)	0.449	0.244	1.84	1.00	12/21/18	KCA	1
Acetone	1.76	S 0.421	4.18	1.00	12/21/18	KCA	1
Acrylonitrile	ND	0.461	ND	1.00	12/21/18	KCA	1
Benzene	0.489	0.313	1.56	1.00	12/21/18	KCA	1
Benzyl chloride	ND	0.193	ND	1.00	12/21/18	KCA	1

Client ID: SP-1

Parameter	ppbv Result	ppbv RL	ug/m3 Result	ug/m3 RL	Date/Time	By	Dilution
Bromodichloromethane	ND	0.149	ND	1.00	12/21/18	KCA	1
Bromoform	ND	0.097	ND	1.00	12/21/18	KCA	1
Bromomethane	ND	0.258	ND	1.00	12/21/18	KCA	1
Carbon Disulfide	ND	0.321	ND	1.00	12/21/18	KCA	1
Carbon Tetrachloride	0.042	0.032	0.26	0.20	12/21/18	KCA	1
Chlorobenzene	ND	0.217	ND	1.00	12/21/18	KCA	1
Chloroethane	ND	0.379	ND	1.00	12/21/18	KCA	1
Chloroform	0.871	0.205	4.25	1.00	12/21/18	KCA	1
Chloromethane	ND	0.485	ND	1.00	12/21/18	KCA	1
Cis-1,2-Dichloroethene	ND	0.051	ND	0.20	12/21/18	KCA	1
cis-1,3-Dichloropropene	ND	0.221	ND	1.00	12/21/18	KCA	1
Cyclohexane	0.332	0.291	1.14	1.00	12/21/18	KCA	1
Dibromochloromethane	ND	0.118	ND	1.00	12/21/18	KCA	1
Dichlorodifluoromethane	0.629	0.202	3.11	1.00	12/21/18	KCA	1
Ethanol	1.32	0.531	2.49	1.00	12/21/18	KCA	1
Ethyl acetate	ND	0.278	ND	1.00	12/21/18	KCA	1
Ethylbenzene	0.718	0.230	3.12	1.00	12/21/18	KCA	1
Heptane	0.413	0.244	1.69	1.00	12/21/18	KCA	1
Hexachlorobutadiene	ND	0.094	ND	1.00	12/21/18	KCA	1
Hexane	0.715	S 0.284	2.52	1.00	12/21/18	KCA	1
Isopropylalcohol	0.574	0.407	1.41	1.00	12/21/18	KCA	1
Isopropylbenzene	ND	0.204	ND	1.00	12/21/18	KCA	1
m,p-Xylene	3.17	0.230	13.8	1.00	12/21/18	KCA	1
Methyl Ethyl Ketone	0.695	0.339	2.05	1.00	12/21/18	KCA	1
Methyl tert-butyl ether(MTBE)	ND	0.278	ND	1.00	12/21/18	KCA	1
Methylene Chloride	ND	0.864	ND	3.00	12/21/18	KCA	1
n-Butylbenzene	ND	0.182	ND	1.00	12/21/18	KCA	1
o-Xylene	0.921	0.230	4.00	1.00	12/21/18	KCA	1
Propylene	ND	0.581	ND	1.00	12/21/18	KCA	1
sec-Butylbenzene	ND	0.182	ND	1.00	12/21/18	KCA	1
Styrene	2.00	0.235	8.51	1.00	12/21/18	KCA	1
Tetrachloroethene	36.8	0.037	249	0.25	12/21/18	KCA	1
Tetrahydrofuran	2.21	0.339	6.51	1.00	12/21/18	KCA	1
Toluene	5.52	0.266	20.8	1.00	12/21/18	KCA	1
Trans-1,2-Dichloroethene	ND	0.252	ND	1.00	12/21/18	KCA	1
trans-1,3-Dichloropropene	ND	0.221	ND	1.00	12/21/18	KCA	1
Trichloroethene	0.514	0.037	2.76	0.20	12/21/18	KCA	1
Trichlorofluoromethane	ND	0.178	ND	1.00	12/21/18	KCA	1
Trichlorotrifluoroethane	ND	0.131	ND	1.00	12/21/18	KCA	1
Vinyl Chloride	ND	0.078	ND	0.20	12/21/18	KCA	1
<u>QA/QC Surrogates</u>							
% Bromofluorobenzene	94	%	94	%	12/21/18	KCA	1

Parameter	ppbv Result	ppbv RL	ug/m3 Result	ug/m3 RL	Date/Time	By	Dilution
-----------	----------------	------------	-----------------	-------------	-----------	----	----------

1 = This parameter is not certified by the primary accrediting authority (NY NELAC) for this matrix. NY NELAC does not offer certification for all parameters at this time.

RL/PQL=Reporting/Practical Quantitation Level (Equivalent to NELAC LOQ, Limit of Quantitation) ND=Not Detected at RL/PQL
BRL=Below Reporting Level L=Biased Low

QA/QC Surrogates: Surrogates are compounds (preceded with a %) added by the lab to determine analysis efficiency. Surrogate results(%) listed in the report are not "detected" compounds.

Comments:

S - Laboratory solvent, contamination is possible.

If there are any questions regarding this data, please call Phoenix Client Services.

This report must not be reproduced except in full as defined by the attached chain of custody.



Phyllis Shiller, Laboratory Director

December 27, 2018

Reviewed and Released by: Greg Lawrence, Assistant Lab Director



Environmental Laboratories, Inc.
 587 East Middle Turnpike, P.O.Box 370, Manchester, CT 06045
 Tel. (860) 645-1102 Fax (860) 645-0823

Analysis Report
 December 27, 2018

FOR: Attn: Mr. Greg Collins
 G.C. Environmental, Inc.
 22 Oak Street
 Bayshore, NY 11706

Sample Information

Matrix: AIR
 Location Code: GC-ENV
 Rush Request: Standard
 P.O.#: 11185
 Canister Id: 12588

Custody Information

Collected by: FT
 Received by: SW
 Analyzed by: see "By" below

Date Time
 12/19/18 23:30
 12/20/18 14:46

Project ID: 05-003-00
 Client ID: SP-2

Laboratory Data

SDG ID: GCC17983
 Phoenix ID: CC17984

Parameter	ppbv Result	ppbv RL	ug/m3 Result	ug/m3 RL	Date/Time	By	Dilution	
<u>Volatiles (TO15)</u>								
1,1,1,2-Tetrachloroethane	ND	0.146	ND	1.00	12/21/18	KCA	1	1
1,1,1-Trichloroethane	ND	0.183	ND	1.00	12/21/18	KCA	1	
1,1,2,2-Tetrachloroethane	ND	0.146	ND	1.00	12/21/18	KCA	1	
1,1,2-Trichloroethane	ND	0.183	ND	1.00	12/21/18	KCA	1	
1,1-Dichloroethane	ND	0.247	ND	1.00	12/21/18	KCA	1	
1,1-Dichloroethene	0.152	0.051	0.60	0.20	12/21/18	KCA	1	
1,2,4-Trichlorobenzene	ND	0.135	ND	1.00	12/21/18	KCA	1	
1,2,4-Trimethylbenzene	1.29	0.204	6.34	1.00	12/21/18	KCA	1	
1,2-Dibromoethane(EDB)	ND	0.130	ND	1.00	12/21/18	KCA	1	
1,2-Dichlorobenzene	ND	0.166	ND	1.00	12/21/18	KCA	1	
1,2-Dichloroethane	ND	0.247	ND	1.00	12/21/18	KCA	1	
1,2-dichloropropane	ND	0.217	ND	1.00	12/21/18	KCA	1	
1,2-Dichlorotetrafluoroethane	ND	0.143	ND	1.00	12/21/18	KCA	1	
1,3,5-Trimethylbenzene	0.530	0.204	2.60	1.00	12/21/18	KCA	1	
1,3-Butadiene	ND	0.452	ND	1.00	12/21/18	KCA	1	
1,3-Dichlorobenzene	ND	0.166	ND	1.00	12/21/18	KCA	1	
1,4-Dichlorobenzene	ND	0.166	ND	1.00	12/21/18	KCA	1	
1,4-Dioxane	ND	0.278	ND	1.00	12/21/18	KCA	1	
2-Hexanone(MBK)	ND	0.244	ND	1.00	12/21/18	KCA	1	1
4-Ethyltoluene	1.35	0.204	6.63	1.00	12/21/18	KCA	1	1
4-Isopropyltoluene	ND	0.182	ND	1.00	12/21/18	KCA	1	1
4-Methyl-2-pentanone(MIBK)	ND	0.244	ND	1.00	12/21/18	KCA	1	
Acetone	134	4.21	318	10.0	12/21/18	KCA	10	
Acrylonitrile	ND	0.461	ND	1.00	12/21/18	KCA	1	
Benzene	ND	0.313	ND	1.00	12/21/18	KCA	1	
Benzyl chloride	ND	0.193	ND	1.00	12/21/18	KCA	1	

Client ID: SP-2

Parameter	ppbv Result	ppbv RL	ug/m3 Result	ug/m3 RL	Date/Time	By	Dilution
Bromodichloromethane	ND	0.149	ND	1.00	12/21/18	KCA	1
Bromoform	ND	0.097	ND	1.00	12/21/18	KCA	1
Bromomethane	ND	0.258	ND	1.00	12/21/18	KCA	1
Carbon Disulfide	ND	0.321	ND	1.00	12/21/18	KCA	1
Carbon Tetrachloride	ND	0.032	ND	0.20	12/21/18	KCA	1
Chlorobenzene	ND	0.217	ND	1.00	12/21/18	KCA	1
Chloroethane	ND	0.379	ND	1.00	12/21/18	KCA	1
Chloroform	ND	0.205	ND	1.00	12/21/18	KCA	1
Chloromethane	ND	0.485	ND	1.00	12/21/18	KCA	1
Cis-1,2-Dichloroethene	ND	0.051	ND	0.20	12/21/18	KCA	1
cis-1,3-Dichloropropene	ND	0.221	ND	1.00	12/21/18	KCA	1
Cyclohexane	ND	0.291	ND	1.00	12/21/18	KCA	1
Dibromochloromethane	ND	0.118	ND	1.00	12/21/18	KCA	1
Dichlorodifluoromethane	0.423	0.202	2.09	1.00	12/21/18	KCA	1
Ethanol	11.5	0.531	21.7	1.00	12/21/18	KCA	1
Ethyl acetate	ND	0.278	ND	1.00	12/21/18	KCA	1
Ethylbenzene	0.507	0.230	2.20	1.00	12/21/18	KCA	1
Heptane	0.271	0.244	1.11	1.00	12/21/18	KCA	1
Hexachlorobutadiene	ND	0.094	ND	1.00	12/21/18	KCA	1
Hexane	0.293	S 0.284	1.03	1.00	12/21/18	KCA	1
Isopropylalcohol	2.61	0.407	6.41	1.00	12/21/18	KCA	1
Isopropylbenzene	ND	0.204	ND	1.00	12/21/18	KCA	1
m,p-Xylene	2.34	0.230	10.2	1.00	12/21/18	KCA	1
Methyl Ethyl Ketone	19.8	0.339	58.4	1.00	12/21/18	KCA	1
Methyl tert-butyl ether(MTBE)	ND	0.278	ND	1.00	12/21/18	KCA	1
Methylene Chloride	ND	0.864	ND	3.00	12/21/18	KCA	1
n-Butylbenzene	0.187	0.182	1.03	1.00	12/21/18	KCA	1
o-Xylene	0.620	0.230	2.69	1.00	12/21/18	KCA	1
Propylene	ND	0.581	ND	1.00	12/21/18	KCA	1
sec-Butylbenzene	ND	0.182	ND	1.00	12/21/18	KCA	1
Styrene	1.53	0.235	6.51	1.00	12/21/18	KCA	1
Tetrachloroethene	4.55	0.037	30.8	0.25	12/21/18	KCA	1
Tetrahydrofuran	1.42	0.339	4.19	1.00	12/21/18	KCA	1
Toluene	4.69	0.266	17.7	1.00	12/21/18	KCA	1
Trans-1,2-Dichloroethene	ND	0.252	ND	1.00	12/21/18	KCA	1
trans-1,3-Dichloropropene	ND	0.221	ND	1.00	12/21/18	KCA	1
Trichloroethene	ND	0.037	ND	0.20	12/21/18	KCA	1
Trichlorofluoromethane	ND	0.178	ND	1.00	12/21/18	KCA	1
Trichlorotrifluoroethane	ND	0.131	ND	1.00	12/21/18	KCA	1
Vinyl Chloride	ND	0.078	ND	0.20	12/21/18	KCA	1
QA/QC Surrogates							
% Bromofluorobenzene	93	%	93	%	12/21/18	KCA	1

Parameter	ppbv Result	ppbv RL	ug/m3 Result	ug/m3 RL	Date/Time	By	Dilution
-----------	----------------	------------	-----------------	-------------	-----------	----	----------

1 = This parameter is not certified by the primary accrediting authority (NY NELAC) for this matrix. NY NELAC does not offer certification for all parameters at this time.

RL/PQL=Reporting/Practical Quantitation Level (Equivalent to NELAC LOQ, Limit of Quantitation) ND=Not Detected at RL/PQL
BRL=Below Reporting Level L=Biased Low

QA/QC Surrogates: Surrogates are compounds (preceded with a %) added by the lab to determine analysis efficiency. Surrogate results(%) listed in the report are not "detected" compounds.

Comments:

S - Laboratory solvent, contamination is possible.

If there are any questions regarding this data, please call Phoenix Client Services.

This report must not be reproduced except in full as defined by the attached chain of custody.



Phyllis Shiller, Laboratory Director

December 27, 2018

Reviewed and Released by: Greg Lawrence, Assistant Lab Director



Environmental Laboratories, Inc.
 587 East Middle Turnpike, P.O.Box 370, Manchester, CT 06045
 Tel. (860) 645-1102 Fax (860) 645-0823

Analysis Report

December 27, 2018

FOR: Attn: Mr. Greg Collins
 G.C. Environmental, Inc.
 22 Oak Street
 Bayshore, NY 11706

Sample Information

Matrix: AIR
 Location Code: GC-ENV
 Rush Request: Standard
 P.O.#: 11185
 Canister Id: 19916

Custody Information

Collected by: FT
 Received by: SW
 Analyzed by: see "By" below

Date Time
 12/19/18 9:15
 12/20/18 14:46

Project ID: 05-003-00
 Client ID: SV-1

Laboratory Data

SDG ID: GCC17983
 Phoenix ID: CC17985

Parameter	ppbv Result	ppbv RL	ug/m3 Result	ug/m3 RL	Date/Time	By	Dilution
Volatiles (TO15)							
1,1,1,2-Tetrachloroethane	ND	0.146	ND	1.00	12/21/18	KCA	1
1,1,1-Trichloroethane	6.34	0.183	34.6	1.00	12/21/18	KCA	1
1,1,2,2-Tetrachloroethane	ND	0.146	ND	1.00	12/21/18	KCA	1
1,1,2-Trichloroethane	ND	0.183	ND	1.00	12/21/18	KCA	1
1,1-Dichloroethane	ND	0.247	ND	1.00	12/21/18	KCA	1
1,1-Dichloroethene	0.086	0.051	0.34	0.20	12/21/18	KCA	1
1,2,4-Trichlorobenzene	ND	0.135	ND	1.00	12/21/18	KCA	1
1,2,4-Trimethylbenzene	2.90	0.204	14.2	1.00	12/21/18	KCA	1
1,2-Dibromoethane(EDB)	ND	0.130	ND	1.00	12/21/18	KCA	1
1,2-Dichlorobenzene	ND	0.166	ND	1.00	12/21/18	KCA	1
1,2-Dichloroethane	ND	0.247	ND	1.00	12/21/18	KCA	1
1,2-dichloropropane	ND	0.217	ND	1.00	12/21/18	KCA	1
1,2-Dichlorotetrafluoroethane	ND	0.143	ND	1.00	12/21/18	KCA	1
1,3,5-Trimethylbenzene	1.26	0.204	6.19	1.00	12/21/18	KCA	1
1,3-Butadiene	ND	0.452	ND	1.00	12/21/18	KCA	1
1,3-Dichlorobenzene	ND	0.166	ND	1.00	12/21/18	KCA	1
1,4-Dichlorobenzene	ND	0.166	ND	1.00	12/21/18	KCA	1
1,4-Dioxane	ND	0.278	ND	1.00	12/21/18	KCA	1
2-Hexanone(MBK)	ND	0.244	ND	1.00	12/21/18	KCA	1
4-Ethyltoluene	4.10	0.204	20.1	1.00	12/21/18	KCA	1
4-Isopropyltoluene	ND	0.182	ND	1.00	12/21/18	KCA	1
4-Methyl-2-pentanone(MIBK)	1.56	0.244	6.39	1.00	12/21/18	KCA	1
Acetone	194	4.21	461	10.0	12/21/18	KCA	10
Acrylonitrile	ND	0.461	ND	1.00	12/21/18	KCA	1
Benzene	2.71	0.313	8.65	1.00	12/21/18	KCA	1
Benzyl chloride	ND	0.193	ND	1.00	12/21/18	KCA	1

Client ID: SV-1

Parameter	ppbv Result	ppbv RL	ug/m3 Result	ug/m3 RL	Date/Time	By	Dilution
Bromodichloromethane	ND	0.149	ND	1.00	12/21/18	KCA	1
Bromoform	ND	0.097	ND	1.00	12/21/18	KCA	1
Bromomethane	ND	0.258	ND	1.00	12/21/18	KCA	1
Carbon Disulfide	ND	0.321	ND	1.00	12/21/18	KCA	1
Carbon Tetrachloride	0.054	0.032	0.34	0.20	12/21/18	KCA	1
Chlorobenzene	ND	0.217	ND	1.00	12/21/18	KCA	1
Chloroethane	ND	0.379	ND	1.00	12/21/18	KCA	1
Chloroform	1.23	0.205	6.00	1.00	12/21/18	KCA	1
Chloromethane	ND	0.485	ND	1.00	12/21/18	KCA	1
Cis-1,2-Dichloroethene	ND	0.051	ND	0.20	12/21/18	KCA	1
cis-1,3-Dichloropropene	ND	0.221	ND	1.00	12/21/18	KCA	1
Cyclohexane	1.70	0.291	5.85	1.00	12/21/18	KCA	1
Dibromochloromethane	ND	0.118	ND	1.00	12/21/18	KCA	1
Dichlorodifluoromethane	0.789	0.202	3.90	1.00	12/21/18	KCA	1
Ethanol	29.9	0.531	56.3	1.00	12/21/18	KCA	1
Ethyl acetate	ND	0.278	ND	1.00	12/21/18	KCA	1
Ethylbenzene	3.14	0.230	13.6	1.00	12/21/18	KCA	1
Heptane	6.45	0.244	26.4	1.00	12/21/18	KCA	1
Hexachlorobutadiene	ND	0.094	ND	1.00	12/21/18	KCA	1
Hexane	4.38	0.284	15.4	1.00	12/21/18	KCA	1
Isopropylalcohol	3.96	0.407	9.7	1.00	12/21/18	KCA	1
Isopropylbenzene	0.220	0.204	1.08	1.00	12/21/18	KCA	1
m,p-Xylene	10.7	0.230	46.4	1.00	12/21/18	KCA	1
Methyl Ethyl Ketone	19.8	0.339	58.4	1.00	12/21/18	KCA	1
Methyl tert-butyl ether(MTBE)	ND	0.278	ND	1.00	12/21/18	KCA	1
Methylene Chloride	1.01	S 0.864	3.51	3.00	12/21/18	KCA	1
n-Butylbenzene	0.433	0.182	2.38	1.00	12/21/18	KCA	1
o-Xylene	2.92	0.230	12.7	1.00	12/21/18	KCA	1
Propylene	ND	0.581	ND	1.00	12/21/18	KCA	1
sec-Butylbenzene	ND	0.182	ND	1.00	12/21/18	KCA	1
Styrene	5.18	0.235	22.1	1.00	12/21/18	KCA	1
Tetrachloroethene	56.6	0.369	384	2.50	12/21/18	KCA	10
Tetrahydrofuran	22.1	0.339	65.1	1.00	12/21/18	KCA	1
Toluene	58.9	2.66	222	10.0	12/21/18	KCA	10
Trans-1,2-Dichloroethene	ND	0.252	ND	1.00	12/21/18	KCA	1
trans-1,3-Dichloropropene	ND	0.221	ND	1.00	12/21/18	KCA	1
Trichloroethene	0.785	0.037	4.22	0.20	12/21/18	KCA	1
Trichlorofluoromethane	ND	0.178	ND	1.00	12/21/18	KCA	1
Trichlorotrifluoroethane	ND	0.131	ND	1.00	12/21/18	KCA	1
Vinyl Chloride	ND	0.078	ND	0.20	12/21/18	KCA	1
QA/QC Surrogates							
% Bromofluorobenzene	95	%	95	%	12/21/18	KCA	1

Client ID: SV-1

Parameter	ppbv Result	ppbv RL	ug/m3 Result	ug/m3 RL	Date/Time	By	Dilution
-----------	----------------	------------	-----------------	-------------	-----------	----	----------

1 = This parameter is not certified by the primary accrediting authority (NY NELAC) for this matrix. NY NELAC does not offer certification for all parameters at this time.

RL/PQL=Reporting/Practical Quantitation Level (Equivalent to NELAC LOQ, Limit of Quantitation) ND=Not Detected at RL/PQL
BRL=Below Reporting Level L=Biased Low

QA/QC Surrogates: Surrogates are compounds (preceded with a %) added by the lab to determine analysis efficiency. Surrogate results(%) listed in the report are not "detected" compounds.

Comments:

S - Laboratory solvent, contamination is possible.

If there are any questions regarding this data, please call Phoenix Client Services.

This report must not be reproduced except in full as defined by the attached chain of custody.



Phyllis Shiller, Laboratory Director

December 27, 2018

Reviewed and Released by: Greg Lawrence, Assistant Lab Director



Environmental Laboratories, Inc.
 587 East Middle Turnpike, P.O.Box 370, Manchester, CT 06045
 Tel. (860) 645-1102 Fax (860) 645-0823

Analysis Report
 December 27, 2018

FOR: Attn: Mr. Greg Collins
 G.C. Environmental, Inc.
 22 Oak Street
 Bayshore, NY 11706

Sample Information

Matrix: AIR
 Location Code: GC-ENV
 Rush Request: Standard
 P.O.#: 11185
 Canister Id: 13642

Custody Information

Collected by: FT
 Received by: SW
 Analyzed by: see "By" below

Date Time
 12/19/18 10:00
 12/20/18 14:46

Project ID: 05-003-00
 Client ID: SV-2

Laboratory Data

SDG ID: GCC17983
 Phoenix ID: CC17986

Parameter	ppbv Result	ppbv RL	ug/m3 Result	ug/m3 RL	Date/Time	By	Dilution
<u>Volatiles (TO15)</u>							
1,1,1,2-Tetrachloroethane	ND	0.146	ND	1.00	12/21/18	KCA	1
1,1,1-Trichloroethane	4.81	0.183	26.2	1.00	12/21/18	KCA	1
1,1,2,2-Tetrachloroethane	ND	0.146	ND	1.00	12/21/18	KCA	1
1,1,2-Trichloroethane	ND	0.183	ND	1.00	12/21/18	KCA	1
1,1-Dichloroethane	ND	0.247	ND	1.00	12/21/18	KCA	1
1,1-Dichloroethene	0.093	0.051	0.37	0.20	12/21/18	KCA	1
1,2,4-Trichlorobenzene	ND	0.135	ND	1.00	12/21/18	KCA	1
1,2,4-Trimethylbenzene	2.54	0.204	12.5	1.00	12/21/18	KCA	1
1,2-Dibromoethane(EDB)	ND	0.130	ND	1.00	12/21/18	KCA	1
1,2-Dichlorobenzene	ND	0.166	ND	1.00	12/21/18	KCA	1
1,2-Dichloroethane	ND	0.247	ND	1.00	12/21/18	KCA	1
1,2-dichloropropane	ND	0.217	ND	1.00	12/21/18	KCA	1
1,2-Dichlorotetrafluoroethane	ND	0.143	ND	1.00	12/21/18	KCA	1
1,3,5-Trimethylbenzene	1.07	0.204	5.26	1.00	12/21/18	KCA	1
1,3-Butadiene	ND	0.452	ND	1.00	12/21/18	KCA	1
1,3-Dichlorobenzene	ND	0.166	ND	1.00	12/21/18	KCA	1
1,4-Dichlorobenzene	ND	0.166	ND	1.00	12/21/18	KCA	1
1,4-Dioxane	ND	0.278	ND	1.00	12/21/18	KCA	1
2-Hexanone(MBK)	ND	0.244	ND	1.00	12/21/18	KCA	1
4-Ethyltoluene	3.10	0.204	15.2	1.00	12/21/18	KCA	1
4-Isopropyltoluene	ND	0.182	ND	1.00	12/21/18	KCA	1
4-Methyl-2-pentanone(MIBK)	1.33	0.244	5.44	1.00	12/21/18	KCA	1
Acetone	196	4.21	465	10.0	12/21/18	KCA	10
Acrylonitrile	ND	0.461	ND	1.00	12/21/18	KCA	1
Benzene	2.59	0.313	8.27	1.00	12/21/18	KCA	1
Benzyl chloride	ND	0.193	ND	1.00	12/21/18	KCA	1

Client ID: SV-2

Parameter	ppbv Result	ppbv RL	ug/m3 Result	ug/m3 RL	Date/Time	By	Dilution
Bromodichloromethane	ND	0.149	ND	1.00	12/21/18	KCA	1
Bromoform	ND	0.097	ND	1.00	12/21/18	KCA	1
Bromomethane	ND	0.258	ND	1.00	12/21/18	KCA	1
Carbon Disulfide	ND	0.321	ND	1.00	12/21/18	KCA	1
Carbon Tetrachloride	0.053	0.032	0.33	0.20	12/21/18	KCA	1
Chlorobenzene	ND	0.217	ND	1.00	12/21/18	KCA	1
Chloroethane	ND	0.379	ND	1.00	12/21/18	KCA	1
Chloroform	0.706	0.205	3.44	1.00	12/21/18	KCA	1
Chloromethane	ND	0.485	ND	1.00	12/21/18	KCA	1
Cis-1,2-Dichloroethene	0.061	0.051	0.24	0.20	12/21/18	KCA	1
cis-1,3-Dichloropropene	ND	0.221	ND	1.00	12/21/18	KCA	1
Cyclohexane	1.88	0.291	6.47	1.00	12/21/18	KCA	1
Dibromochloromethane	ND	0.118	ND	1.00	12/21/18	KCA	1
Dichlorodifluoromethane	0.563	0.202	2.78	1.00	12/21/18	KCA	1
Ethanol	29.2	0.531	55.0	1.00	12/21/18	KCA	1
Ethyl acetate	ND	0.278	ND	1.00	12/21/18	KCA	1
Ethylbenzene	2.73	0.230	11.8	1.00	12/21/18	KCA	1
Heptane	9.82	0.244	40.2	1.00	12/21/18	KCA	1
Hexachlorobutadiene	ND	0.094	ND	1.00	12/21/18	KCA	1
Hexane	4.81	0.284	16.9	1.00	12/21/18	KCA	1
Isopropylalcohol	3.15	0.407	7.74	1.00	12/21/18	KCA	1
Isopropylbenzene	ND	0.204	ND	1.00	12/21/18	KCA	1
m,p-Xylene	8.66	0.230	37.6	1.00	12/21/18	KCA	1
Methyl Ethyl Ketone	14.1	0.339	41.6	1.00	12/21/18	KCA	1
Methyl tert-butyl ether(MTBE)	ND	0.278	ND	1.00	12/21/18	KCA	1
Methylene Chloride	0.937	S 0.864	3.25	3.00	12/21/18	KCA	1
n-Butylbenzene	0.332	0.182	1.82	1.00	12/21/18	KCA	1
o-Xylene	2.55	0.230	11.1	1.00	12/21/18	KCA	1
Propylene	2.07	0.581	3.56	1.00	12/21/18	KCA	1
sec-Butylbenzene	ND	0.182	ND	1.00	12/21/18	KCA	1
Styrene	3.98	0.235	16.9	1.00	12/21/18	KCA	1
Tetrachloroethene	32.7	0.037	222	0.25	12/21/18	KCA	1
Tetrahydrofuran	19.7	0.339	58.1	1.00	12/21/18	KCA	1
Toluene	63.2	2.66	238	10.0	12/21/18	KCA	10
Trans-1,2-Dichloroethene	ND	0.252	ND	1.00	12/21/18	KCA	1
trans-1,3-Dichloropropene	ND	0.221	ND	1.00	12/21/18	KCA	1
Trichloroethene	0.413	0.037	2.22	0.20	12/21/18	KCA	1
Trichlorofluoromethane	ND	0.178	ND	1.00	12/21/18	KCA	1
Trichlorotrifluoroethane	ND	0.131	ND	1.00	12/21/18	KCA	1
Vinyl Chloride	ND	0.078	ND	0.20	12/21/18	KCA	1
<u>QA/QC Surrogates</u>							
% Bromofluorobenzene	87	%	87	%	12/21/18	KCA	1

Parameter	ppbv Result	ppbv RL	ug/m3 Result	ug/m3 RL	Date/Time	By	Dilution
-----------	----------------	------------	-----------------	-------------	-----------	----	----------

1 = This parameter is not certified by the primary accrediting authority (NY NELAC) for this matrix. NY NELAC does not offer certification for all parameters at this time.

RL/PQL=Reporting/Practical Quantitation Level (Equivalent to NELAC LOQ, Limit of Quantitation) ND=Not Detected at RL/PQL
BRL=Below Reporting Level L=Biased Low

QA/QC Surrogates: Surrogates are compounds (preceeded with a %) added by the lab to determine analysis efficiency. Surrogate results(%) listed in the report are not "detected" compounds.

Comments:

S - Laboratory solvent, contamination is possible.

If there are any questions regarding this data, please call Phoenix Client Services.

This report must not be reproduced except in full as defined by the attached chain of custody.

Phyllis Shiller, Laboratory Director

December 27, 2018

Reviewed and Released by: Greg Lawrence, Assistant Lab Director



Environmental Laboratories, Inc.
 587 East Middle Turnpike, P.O.Box 370, Manchester, CT 06045
 Tel. (860) 645-1102 Fax (860) 645-0823



QA/QC Report

December 27, 2018

QA/QC Data

SDG I.D.: GCC17983

Parameter	Blk ppbv	Blk RL ppbv	Blk ug/m3	Blk RL ug/m3	LCS %	Sample Result ug/m3	Sample Dup ug/m3	Sample Result ppbv	Sample Dup ppbv	DUP RPD	% Rec Limits	% RPD Limits
QA/QC Batch 461276 (ppbv), QC Sample No: CC17983 (CC17983, CC17984, CC17985, CC17986)												
Volatiles												
1,1,1,2-Tetrachloroethane	ND	0.150	ND	1.03	91	ND	ND	ND	ND	NC	70 - 130	25
1,1,1-Trichloroethane	ND	0.180	ND	0.98	91	33.2	33.9	6.08	6.22	2.3	70 - 130	25
1,1,2,2-Tetrachloroethane	ND	0.150	ND	1.03	93	ND	ND	ND	ND	NC	70 - 130	25
1,1,2-Trichloroethane	ND	0.180	ND	0.98	103	ND	ND	ND	ND	NC	70 - 130	25
1,1-Dichloroethane	ND	0.250	ND	1.01	107	ND	ND	ND	ND	NC	70 - 130	25
1,1-Dichloroethene	ND	0.050	ND	0.20	93	0.43	0.42	0.109	0.106	NC	70 - 130	25
1,2,4-Trichlorobenzene	ND	0.130	ND	0.96	98	ND	ND	ND	ND	NC	70 - 130	25
1,2,4-Trimethylbenzene	ND	0.200	ND	0.98	96	5.60	5.80	1.14	1.18	3.4	70 - 130	25
1,2-Dibromoethane(EDB)	ND	0.130	ND	1.00	104	ND	ND	ND	ND	NC	70 - 130	25
1,2-Dichlorobenzene	ND	0.170	ND	1.02	95	ND	ND	ND	ND	NC	70 - 130	25
1,2-Dichloroethane	ND	0.250	ND	1.01	98	ND	ND	ND	ND	NC	70 - 130	25
1,2-dichloropropane	ND	0.220	ND	1.02	111	ND	ND	ND	ND	NC	70 - 130	25
1,2-Dichlorotetrafluoroethane	ND	0.140	ND	0.98	94	ND	ND	ND	ND	NC	70 - 130	25
1,3,5-Trimethylbenzene	ND	0.200	ND	0.98	90	4.07	3.85	0.829	0.783	NC	70 - 130	25
1,3-Butadiene	ND	0.450	ND	0.99	96	ND	ND	ND	ND	NC	70 - 130	25
1,3-Dichlorobenzene	ND	0.170	ND	1.02	93	ND	ND	ND	ND	NC	70 - 130	25
1,4-Dichlorobenzene	ND	0.170	ND	1.02	92	ND	ND	ND	ND	NC	70 - 130	25
1,4-Dioxane	ND	0.280	ND	1.01	110	ND	ND	ND	ND	NC	70 - 130	25
2-Hexanone(MBK)	ND	0.240	ND	0.98	107	ND	ND	ND	ND	NC	70 - 130	25
4-Ethyltoluene	ND	0.200	ND	0.98	92	9.29	9.8	1.89	1.99	5.2	70 - 130	25
4-Isopropyltoluene	ND	0.180	ND	0.99	92	ND	1.15	ND	0.210	NC	70 - 130	25
4-Methyl-2-pentanone(MIBK)	ND	0.240	ND	0.98	99	1.84	1.66	0.449	0.406	NC	70 - 130	25
Acetone	ND	0.420	ND	1.00	94	4.18 S	3.89 S	1.76 S	1.64 S	NC	70 - 130	25
Acrylonitrile	ND	0.460	ND	1.00	98	ND	ND	ND	ND	NC	70 - 130	25
Benzene	ND	0.310	ND	0.99	94	1.56	1.50	0.489	0.471	NC	70 - 130	25
Benzyl chloride	ND	0.190	ND	0.98	95	ND	ND	ND	ND	NC	70 - 130	25
Bromodichloromethane	ND	0.150	ND	1.00	109	ND	ND	ND	ND	NC	70 - 130	25
Bromoform	ND	0.097	ND	1.00	94	ND	ND	ND	ND	NC	70 - 130	25
Bromomethane	ND	0.260	ND	1.01	91	ND	ND	ND	ND	NC	70 - 130	25
Carbon Disulfide	ND	0.320	ND	1.00	93	ND	ND	ND	ND	NC	70 - 130	25
Carbon Tetrachloride	ND	0.032	ND	0.20	92	0.26	0.33	0.042	0.052	NC	70 - 130	25
Chlorobenzene	ND	0.220	ND	1.01	101	ND	ND	ND	ND	NC	70 - 130	25
Chloroethane	ND	0.380	ND	1.00	86	ND	ND	ND	ND	NC	70 - 130	25
Chloroform	ND	0.200	ND	0.98	101	4.25	4.27	0.871	0.875	NC	70 - 130	25
Chloromethane	ND	0.480	ND	0.99	89	ND	ND	ND	ND	NC	70 - 130	25
Cis-1,2-Dichloroethene	ND	0.050	ND	0.20	103	ND	ND	ND	ND	NC	70 - 130	25
cis-1,3-Dichloropropene	ND	0.220	ND	1.00	110	ND	ND	ND	ND	NC	70 - 130	25
Cyclohexane	ND	0.290	ND	1.00	99	1.14	1.13	0.332	0.329	NC	70 - 130	25
Dibromochloromethane	ND	0.120	ND	1.02	104	ND	ND	ND	ND	NC	70 - 130	25
Dichlorodifluoromethane	ND	0.200	ND	0.99	102	3.11	3.12	0.629	0.631	NC	70 - 130	25
Ethanol	ND	0.530	ND	1.00	116	2.49	2.39	1.32	1.27	NC	70 - 130	25

QA/QC Data

SDG I.D.: GCC17983

Parameter	Bik ppbv	Bik RL ppbv	Bik ug/m3	Bik RL ug/m3	LCS %	Sample Result ug/m3	Sample Dup ug/m3	Sample Result ppbv	Sample Dup ppbv	DUP RPD	% Rec Limits	% RPD Limits
Ethyl acetate	ND	0.280	ND	1.01	93	ND	ND	ND	ND	NC	70 - 130	25
Ethylbenzene	ND	0.230	ND	1.00	95	3.12	3.38	0.718	0.779	NC	70 - 130	25
Heptane	ND	0.240	ND	0.98	91	1.69	1.66	0.413	0.406	NC	70 - 130	25
Hexachlorobutadiene	ND	0.094	ND	1.00	86	ND	ND	ND	ND	NC	70 - 130	25
Hexane	ND	0.280	ND	0.99	135	2.52 S	2.74 S	0.715 S	0.778 S	NC	70 - 130	25
Isopropylalcohol	ND	0.410	ND	1.01	96	1.41	1.30	0.574	0.531	NC	70 - 130	25
Isopropylbenzene	ND	0.200	ND	0.98	93	ND	ND	ND	ND	NC	70 - 130	25
m,p-Xylene	ND	0.230	ND	1.00	92	13.8	13.8	3.17	3.19	0.6	70 - 130	25
Methyl Ethyl Ketone	ND	0.340	ND	1.00	96	2.05	2.11	0.695	0.717	NC	70 - 130	25
Methyl tert-butyl ether(MTBE)	ND	0.280	ND	1.01	94	ND	ND	ND	ND	NC	70 - 130	25
Methylene Chloride	ND	0.860	ND	2.99	96	ND	ND	ND	ND	NC	70 - 130	25
n-Butylbenzene	ND	0.180	ND	0.99	82	ND	ND	ND	ND	NC	70 - 130	25
o-Xylene	ND	0.230	ND	1.00	101	4.00	4.18	0.921	0.964	NC	70 - 130	25
Propylene	ND	0.580	ND	1.00	104	ND	ND	ND	ND	NC	70 - 130	25
sec-Butylbenzene	ND	0.180	ND	0.99	89	ND	ND	ND	ND	NC	70 - 130	25
Styrene	ND	0.230	ND	0.98	97	8.51	7.83	2.00	1.84	8.3	70 - 130	25
Tetrachloroethene	ND	0.037	ND	0.25	104	249	235	36.8	34.7	5.9	70 - 130	25
Tetrahydrofuran	ND	0.340	ND	1.00	94	6.51	6.51	2.21	2.21	0.0	70 - 130	25
Toluene	ND	0.270	ND	1.02	102	20.8	18.8	5.52	5.00	9.9	70 - 130	25
Trans-1,2-Dichloroethene	ND	0.250	ND	0.99	97	ND	ND	ND	ND	NC	70 - 130	25
trans-1,3-Dichloropropene	ND	0.220	ND	1.00	105	ND	ND	ND	ND	NC	70 - 130	25
Trichloroethene	ND	0.037	ND	0.20	107	2.76	2.53	0.514	0.472	8.5	70 - 130	25
Trichlorofluoromethane	ND	0.180	ND	1.01	90	ND	ND	ND	ND	NC	70 - 130	25
Trichlorotrifluoroethane	ND	0.130	ND	1.00	91	ND	ND	ND	ND	NC	70 - 130	25
Vinyl Chloride	ND	0.078	ND	0.20	95	ND	ND	ND	ND	NC	70 - 130	25
% Bromofluorobenzene	96		96		97	94	97	94	97	NC	70 - 130	25

QA/QC Batch 461278 (ppbv), QC Sample No: CC19120 (CC17984 (10X) , CC17985 (10X) , CC17986 (10X))

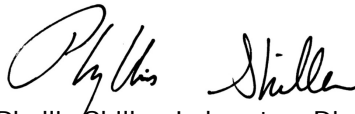
Volatiles

Acetone	ND	0.420	ND	1.00	87	168	155	70.6	65.3	7.8	70 - 130	25
Tetrachloroethene	ND	0.037	ND	0.25	105	47.4	50.2	7.00	7.40	5.6	70 - 130	25
Toluene	ND	0.270	ND	1.02	107	9.8	10.3	2.59	2.73	5.3	70 - 130	25

I = This parameter is outside laboratory LCS/LCSD specified recovery limits.

If there are any questions regarding this data, please call Phoenix Client Services at extension 200.

RPD - Relative Percent Difference
LCS - Laboratory Control Sample
LCSD - Laboratory Control Sample Duplicate
MS - Matrix Spike
MS Dup - Matrix Spike Duplicate
NC - No Criteria
Intf - Interference


Phyllis Shiller, Laboratory Director
December 27, 2018

Thursday, December 27, 2018

Criteria: None

State: NY

Sample Criteria Exceedances Report

GCC17983 - GC-ENV

SampNo	Acode	Phoenix Analyte	Criteria	Result	RL	Criteria	RL Criteria	Analysis Units
--------	-------	-----------------	----------	--------	----	----------	----------------	-------------------

*** No Data to Display ***

Phoenix Laboratories does not assume responsibility for the data contained in this exceedance report. It is provided as an additional tool to identify requested criteria exceedences. All efforts are made to ensure the accuracy of the data (obtained from appropriate agencies). A lack of exceedence information does not necessarily suggest conformance to the criteria. It is ultimately the site professional's responsibility to determine appropriate compliance.



Environmental Laboratories, Inc.
587 East Middle Turnpike, P.O.Box 370, Manchester, CT 06045
Tel. (860) 645-1102 Fax (860) 645-0823



Analysis Comments

December 27, 2018

SDG I.D.: GCC17983

The following analysis comments are made regarding exceptions to criteria not already noted in the Analysis Report or QA/QC Report: None.



587 East Middle Turnpike, P.O. Box 370, Manchester, CT 06040
 Telephone: 860.645.1102 • Fax: 860.645.0823

**CHAIN OF CUSTODY RECORD
 AIR ANALYSES**

800-827-5426
 email: greg@phoenixlabs.com

P.O. # 11185 Page of

Data Delivery:
 Fax #: (631) 206 2727
 Email: greg@phoenixlabs.com
 Phone #: (631) 206 2700

Report to: Fulya Toyular
 Customer: GC Env.
 Address: 22 Oak Street,
Bay Shore, NY 11706

Invoice to: Diana Leggis
 Sampled by: Fulya Toyular

Project Name: 05-003-00
 Requested Deliverable: RCP ASP CAT B
 MCP NJ Deliverables
 State where samples collected: NY

Phoenix ID #	Client Sample ID	THIS SECTION FOR LAB USE ONLY										Ambient/Indoor Air	Soil Gas	Grab (G) Composite (C)	TO-14	TO-15		
		Canister ID #	Canister Size (L)	Outgoing Canister Pressure ("Hg)	Incoming Canister Pressure ("Hg)	Flow Regulator ID #	Flow Controller Setting (ml/min)	Sampling Start Time	Sampling End Time	Sample Start Date	Canister Pressure at Start ("Hg)						Canister Pressure at End ("Hg)	
		21300	6.0	-30		7485	87											
17983	SP-1	219			0	4965									X	G		X
17984	SP-2	18855			0	3511									X	G		X
17985	SU-1	19916			0	3410									X	G		X
17980	SU-2	13642			0	5042									X	G		X

Relinquished by: [Signature] Date: 12-20-18 Time: 10:00
 Accepted by: [Signature] Date: 12-20-18 Time: 14:40
 Turnaround Time: _____
 Data Format: Excel Equis Other

Requested Criteria: _____
 Requested Information: (5)(60)(1)(2)
 24 Hour 48 Hour 72 Hour Standard
 I attest that all media released by Phoenix Environmental Laboratories, Inc. have been received in good working condition and agree to the terms and conditions as listed on the back of this document.

Quote Number: _____ Signature: _____ Date: _____

APPENDIX B

Photolog

SVE System Design Work- Photolog



**1. Air Sampling at the Discharge of the Blower
by Using Suma-Canister**



2. Air Sampling at the SVE Points by Using Suma-Canister



3. A Typical PID Reading by Using MultiRAE



4. CFM Reading at the SVE System Unit




5. Vacuum Gauge of the SVE System in the Repair Shop Area




6. Vacuum Gauge of the SVE System in the Repair Shop Area



7. Vacuum Gauges of the SVE System Unit



**8. A View from the Interior Portion of the Site
(SVE Wells Location - Sub-Slab)**



**9. View from the Interior Portion of the Site
(Adjacent of the SVE Wells Location - Sub-Slab)**



**10. A View from the Exterior Portion of the Site
(Sub-Slab Area)**