

Sheilla Paige - RE: Former Damshire Cleaners, HW#401059 - Summary Report

From: "Graham, Judith" <jgraham@eaest.com>
To: Sheilla Paige <srpaige@gw.dec.state.ny.us>
Date: 7/29/2011 11:37 AM
Subject: RE: Former Damshire Cleaners, HW#401059 - Summary Report
Attachments: report.hw401059.2011-07-21.D004441.PhaseISupplemental reduced.pdf

Hi Sheilla – the DUSR for the groundwater came in today.

Attached is the DRAFT Supplemental Investigation Report for the Damshire Cleaners site in Albany. Please let me know if you have trouble opening the file (10 MB). I can post it to the ftp site if necessary.

Thanks - Judy

From: Sheilla Paige [mailto:srpaige@gw.dec.state.ny.us]
Sent: Monday, July 25, 2011 2:02 PM
To: Graham, Judith
Subject: RE: Former Damshire Cleaners, HW#401059 - Summary Report

I can wait. Thanks.

>>> "Graham, Judith" <jgraham@eaest.com> 7/25/2011 2:01 PM >>>

Hi Sheila – we have the report together but are still waiting for the groundwater data validation report (we have the soil) but should have the groundwater DUSR this week – I can send you the draft if you would like to see it but like I said it is missing the validated groundwater qualifiers....let me know

Judy

From: Sheilla Paige [mailto:srpaige@gw.dec.state.ny.us]
Sent: Monday, July 25, 2011 1:55 PM
To: Graham, Judith
Subject: Former Damshire Cleaners, HW#401059 - Summary Report

Hi Judy,

When do you think the summary report for the above-referenced site will be ready?

Thanks.

-Sheilla

Sheilla R. Paige
Environmental Engineer
NYS Department of Environmental Conservation
Office of Environmental Quality
1130 North Westcott Road
Schenectady, NY 12306-2014
Office: (518) 357-2374

Cell: (518) 376-5541
Fax: (518) 357-2398
srpaige@gw.dec.state.ny.us



Phase I Supplemental Investigation Summary Report Former Damshire Cleaners (4-01-059) Albany, New York

Prepared for

New York State Department of Environmental Conservation
625 Broadway
Albany, New York 12233



Prepared by

EA Engineering, P.C. and Its Affiliate
EA Science and Technology
6712 Brooklawn Parkway, Suite 104
Syracuse, New York 13211-2158
(315) 431-4610

July 2011
Revision: DRAFT
EA Project No. 14368.46

Phase I Supplemental Investigation Summary Report Former Damshire Cleaners (4-01-059) Albany, New York

Prepared for

New York State Department of Environmental Conservation
625 Broadway
Albany, New York 12233



Prepared by

EA Engineering, P.C. and Its Affiliate
EA Science and Technology
6712 Brooklawn Parkway, Suite 104
Syracuse, New York 13211-2158
(315) 431-4610

Christopher J. Canonica, P.E., Program Manager
EA Engineering, P.C.

Date

Judy Graham, Project Manager
EA Science and Technology

Date

July 2011
Revision: DRAFT
EA Project No. 14368.46

CONTENTS

LIST OF FIGURES

LIST OF TABLES

	<u>Page</u>
1. INTRODUCTION AND PROJECT OVERVIEW	1
1.1 Site History	2
1.2 Purpose and Scope	2
1.3 Background	2
1.3.1 Site Location	2
1.3.2 Site Geology	2
1.3.3 Site Hydrogeology	2
2. SITE CHARACTERIZATION INVESTIGATION	3
2.1 Field Activities	3
2.2 Soil Boring Installation	3
2.3 Soil Sampling	4
2.4 Monitoring Well Installation	4
2.5 Well Development	5
2.6 Groundwater Sampling	5
2.7 Sample Analysis	6
2.8 Data Validation	6
2.9 Site Survey	6
3. FIELD INVESTIGATION RESULTS	7
3.1 Soil Sampling Analytical Results	7
3.1.1 Volatile Organic Compound Results	7
3.2 Groundwater Sampling Analytical Results	7
3.2.1 Volatile Organic Compounds Results	7
3.3 Investigative Derived Waste	7
3.4 Data Validation	8
4. CONCLUSIONS AND RECOMMENDATIONS	9

4.1	Summary of Impacts.....	9
4.2	VOC Compounds in Subsurface Soils.....	9
4.3	VOC Compounds in Groundwater	9
4.4	Recommendations.....	9

APPENDIX A: SOIL BORING LOGS

APPENDIX B: WASTE MANIFESTS

APPENDIX C: M.J. ENGINEERING SURVEY

APPENDIX D: MONITORING WELL DEVELOPMENT LOGS AND
PURGING/SAMPLING FORMS

APPENDIX E: ANALYTICAL RESULTS

APPENDIX F: DATA USABILITY SUMMARY REPORT

LIST OF FIGURES

<u>No.</u>	<u>Title</u>
1	Site map.
2	Monitoring well locations.
3	Contaminant concentrations.
4	Groundwater contours.

LIST OF TABLES

<u>No.</u>	<u>Title</u>
1	Volatile organic compound detections in subsurface soil.
2	Volatile organic compounds in groundwater.

1. INTRODUCTION AND PROJECT OVERVIEW

The New York State Department of Environmental Conservation (NYSDEC) issued EA Engineering, P.C. and its affiliate EA Science and Technology (EA) a Work Assignment to perform a site characterization (SC) at the Former Damshire Cleaners site (NYSDEC Site No. 4-01-059). The 0.39-acre site is located at 1205 Central Avenue in the city of Albany, Albany County, New York (Figure 1).

The first phase of the SC was conducted in January 2011 by completing a limited Geoprobe[®] investigation in the right-of-ways surrounding the subject property. A Phase II was completed in May 2011 by completing additional Geoprobe[®] investigation in downgradient areas of the site. This report has been prepared to summarize field activities and analytical results of the second phase of the investigation.

1.1 SITE HISTORY

In October 2001, a limited soil boring and soil vapor sample investigation was completed by DW Solutions on behalf of the former property owner as a result of a reported fuel oil spill. As summarized in a brief letter report dated 29 October 2001, DW Solutions indicated that chlorinated volatile organic compound (CVOC) tetrachloroethene (PCE) was detected in soil samples collected onsite in concentrations ranging from 0.039 parts per million (ppm) to 0.8 ppm. Vapor samples were collected using carbon tubes and were detected at concentrations below the method detection limits.

In January 2010, CT Male conducted a limited soil vapor intrusion investigation on behalf of the current property owner. The result of the investigation indicated that soil vapors were impacted by volatile organic compounds (VOCs) and CVOCs at concentrations up to 130,000 µg/m³ of trichloroethene (TCE) in sub-slab soil vapor indicating that further investigation was warranted. Based on the information in the report, the NYSDEC notified the owner that the site will be designated as a potential hazardous waste disposal site and indicated that the NYSDEC, as required by law, intended to investigate the site.

In January 2011, EA completed a Geoprobe[®] investigation immediately downgradient of the site. The investigation included installing five soil borings and converting those borings into groundwater monitoring wells. Groundwater flow direction was determined to flow southwest across the site. Soil and groundwater samples were collected and analyzed for VOCs. The analytical results indicated that CVOC concentrations in soil and groundwater were greater than established standards, criteria and guidance values and are impacting soil and groundwater immediately downgradient of the site. Impacts appear to be originating from a source located on the Damshire Cleaners site. A Phase II Investigation was requested by the NYSDEC to

determine further downgradient impacts. A Phase I Summary Report was completed and submitted to NYSDEC in May 2011¹.

1.2 PURPOSE AND SCOPE

The purpose of the Phase II investigation was to further determine the direction of groundwater flow in the area, and to collect additional soil and groundwater data from areas located adjacent to downgradient of the site.

1.3 BACKGROUND

The following section provides a brief discussion of the site background for the Former Damshire Cleaners site.

1.3.1 Site Location

The site is a vacant commercial drycleaners property formerly known as Damshire Cleaners located at 1205 Central Avenue, Albany, Albany County, New York. The site consists of a vacant building on a 0.39 acre property located in a mixed residential and commercial area in the town of Colonie (Tax Map No.: 53.06-06-35.1). The site is bordered by Roessleville Presbyterian Church to the southeast, Greens Appliances to the northwest, residential areas to the northeast, and commercial (Hollywood Video) and residential areas to the southwest. Dry cleaning operations were previously conducted in the now vacant concrete block building.

1.3.2 Site Geology

A review of the geologic map of New York, Hudson Sheet published by the University of the State of New York, the State Education Department, dated 1970, indicates that bedrock in this area is made up of units of the Lorraine, Trenton, and Black River Groups including Utica Shale, Canajoharie Shale, and Normanskill Shale. These units consist of stratified units of sedimentary bedrock from the upper to middle Ordovician and can be up to 4,500-ft thick.

Soil boring logs generated during previous investigations and this Phase I investigation indicate that the overburden in the area consists of silty-fine sand with clay lenses.

1.3.3 Site Hydrogeology

Groundwater measured in monitoring wells installed at the site during the Phase I Investigation¹ ranged between 4.3 and 5.5 ft below ground surface (bgs), and flows in a southwesterly direction across the site.

1. EA. 2011. Phase I Investigation Summary Report, Former Damshire Cleaners (4-01-059), Albany, New York. May.

2. SITE CHARACTERIZATION INVESTIGATION

Field investigation activities were conducted in accordance with the approved SC Work Plan (EA 2010²). In accordance with the site-specific Health and Safety Plan (HASP) (Appendix C of SC Work Plan²), health and safety officer responsibilities were assigned to one of the team members throughout the field program to ensure that the personnel were protected from both physical and chemical health hazards. Appropriate protective clothing was worn by all field personnel while performing all intrusive activities for protection against contamination, and to prevent cross-contamination between sample locations and matrices.

2.1 FIELD ACTIVITIES

The following field activities were completed as part of the Phase II site investigation portion of the Work Assignment:

- Geoprobe drilling program
- Soil sampling
- Well installation program
- Well development
- Groundwater sampling
- Site surveying.

2.2 SOIL BORING INSTALLATION

A soil boring program was implemented as part of this investigation to evaluate the shallow overburden downgradient and adjacent to the site. Prior to completion of intrusive subsurface activities, a utility mark-out was completed by the drilling subcontractor (NYEG Drilling, LLC). Permits to work in the highway right-of-way were obtained from the town of Colonie. Because of the multiple utilities in the area, each soil boring was hand cleared to 5 ft prior to drilling.

NYEG and EA mobilized to the site on 16 May 2011. NYEG completed six subsurface soil borings from 0 to 30 ft bgs using Geoprobe[®] drilling technology and macro-core sampling (Figure 2). The SC Work Plan² proposed to install several soil borings/monitoring wells along the southern side of Central Avenue; however, drilling in the right-of-ways along some portions of Central Avenue was not feasible at some of the proposed locations due to underground utilities in these areas. Those soil borings were re-located along Highland Avenue.

Soil samples were characterized according to the Unified Soil Classification System. Soil boring logs can be found in Appendix A.

2. EA. 2010. Site Characterization Work Plan. Former Damshire Cleaners Site (4-01-059), Albany, Albany County, New York. December.

NYEG decontaminated drill rods between each boring location using Alconox and potable water. All decontamination fluids were collected and stored in 55-gal drums. Wastewater was containerized in 55-gal drums and was disposed of offsite by EPS Environmental. Waste manifests can be found in Appendix B.

2.3 SOIL SAMPLING

Subsurface soil samples were collected based on photoionization detector (PID) (ppb Rae) screening, and visual and olfactory observations of the soil. Continuous macro-core samples were collected from 0 to 30 ft bgs. A soil sample collected every 1 ft was placed in sealed plastic bags labeled with boring number, sampling interval, and recovery data; and allowed to equilibrate before PID measurements were collected. Once the soil sample was selected for analysis, the sample was immediately placed in proper laboratory containers using clean nitrile gloves. Soil sample containers were placed in ice-filled coolers.

Up to two soil samples were collected in each soil boring for analysis. If organic compounds were detected above and below the water table, then one soil sample from both above and below the water table was collected from the interval with the highest PID measurement and sent for laboratory analysis of VOCs by United States Environmental Protection Agency (USEPA) Method 8260B. If VOCs were not detected in samples, soil samples were collected from just above the water table for analysis (1-3 ft bgs).

Samples were shipped to the analytical laboratory within USEPA Method 8260B holding time. The samples were labeled, handled, and packaged following the procedures described in the Generic Quality Assurance Project Plan (QAPP) and QAPP Addendum (Appendix B of SC Work Plan²). Quality assurance (QA)/quality control (QC) samples were collected at the frequency detailed in the Generic QAPP and QAPP Addendum Table 1². All soil cuttings generated during the investigation were collected and stored in 55-gal drums for disposal.

2.4 MONITORING WELL INSTALLATION

Six small diameter monitoring wells (MW-06, MW-07, MW-08, MW-09, MW-10, and MW-11) were installed from 16 to 18 May 2011 (Figure 2). The wells were installed to a depth of approximately 30 ft bgs. The monitoring wells were constructed of 1-in. polyvinyl chloride (PVC) riser and 0.010-slot screen. The wells were screened from 10 to 30 ft bgs (20-ft screens). A sand pack was installed around the screen up to 2-ft above the top of the screen. A 2-ft bentonite seal was placed above the sand pack and the remaining annular space was filled with bentonite pellets to approximately 0.5 ft below the surface. Flush-mount well covers and concrete pads were installed on each well. Soil boring logs and well construction diagrams can be found in Appendix A.

Each well and soil boring location was surveyed by MJ Engineering on 25 May 2011 (Appendix C). Elevation data for monitoring wells and groundwater collected during the May sampling event are summarized below.

WELL ID	DEPTH TO GROUNDWATER (FT BTOC)	TOP OF PVC ELEVATION (AMSL)	GROUNDWATER ELEVATION (AMSL)	SCREENED INTERVAL ELEVATIONS (AMSL)
MW-01	2.78	248.29	245.51	238.47 – 228.47
MW-02	4.50	247.73	243.23	237.73 – 227.73
MW-03	3.38	245.99	242.61	235.99 – 225.99
MW-04	3.47	245.97	242.50	235.97 – 225.97
MW-05	4.96	246.46	242.39	231.35 – 221.35
MW-06	5.11	245.48	240.37	245.76 – 215.76
MW-07	6.11	245.03	238.92	235.32 – 215.32
MW-08	7.67	244.26	236.59	234.79 – 214.79
MW-09	5.06	246.13	241.07	236.57 – 216.57
MW-10	4.11	245.97	241.86	236.24 – 216.24
MW-11	3.17	245.39	244.22	235.57 – 215.57
NOTE: BTOC = Below top of casing. AMSL = Above mean sea level.				

2.5 WELL DEVELOPMENT

The six newly installed monitoring wells were developed 24 hours following installation. The wells were developed using a whale pump and dedicated polyethylene tubing. Well development was considered complete when temperature, conductivity, and pH had stabilized. Because of well design and limited thickness of the sand pack, turbidity values did not diminish during development. Development water was collected and stored in 55-gal drums for disposal. No odors or sheen were observed in monitoring wells. Between each location, EA decontaminated equipment and tools using Alconox and potable water. Decontamination water and purge water was disposed of by a regulated hauler as hazardous waste. Monitoring well development logs are provided in Appendix D.

2.6 GROUNDWATER SAMPLING

Eleven groundwater samples were collected from monitoring wells on 25 May 2011. Figure 2 illustrates the monitoring locations sampled during the groundwater sampling events. Groundwater samples were sent to Hampton Clarke Veritech (HCV) to be analyzed for VOCs by USEPA Method 8260.

Prior to groundwater sampling events, water level measurements were collected from each monitoring location to prepare a groundwater contour map and evaluate groundwater flow patterns. Groundwater sampling was completed using low-flow sampling techniques according to the approved Work Plan². During sampling, purge water was collected and stored in 55-gal drums and disposed of offsite by EPS Environmental. Waste manifests can be found in Appendix B.

Field logbook, sample log sheets, labels, and chain-of-custody forms were completed after sampling at each monitoring well location. Monitoring location gauging, purging, and sampling forms are provided in Appendix D. Groundwater samples were placed in appropriate sample containers, sealed, and submitted to the laboratory for analysis. The samples were labeled,

handled, and packaged following the procedures described in Generic QAPP and QAPP Addendum². QA/QC samples were collected at the frequency detailed in the Generic QAPP and QAPP Addendum².

2.7 SAMPLE ANALYSIS

Groundwater and soil samples analyses were performed by HCV. Each sample was analyzed for VOCs by USEPA Method 8260. HCV followed the QA/QC holding time and reporting requirements as defined in the NYSDEC Analytical Services Protocol (ASP) of June 2000. Laboratory analytical data were reported using Category B deliverables and the standard electronic data deliverables. Analytical data can be found in Appendix E. Detected groundwater concentrations are shown on Figure 3.

2.8 DATA VALIDATION

Analytical data collected for the SC were validated by Environmental Data Services, Inc. (EDS). Analytical data were reviewed for completeness, field and laboratory QC sample results were evaluated, significant laboratory control problems were assessed, and data qualifiers were assigned. A Data Usability Summary Report was provided by EDS and can be found in Appendix F.

2.9 SITE SURVEY

Upon completion of the Phase II site investigation, new monitoring wells, soil borings, buildings, edges of pavement, and other relevant site features including certified property boundaries and right-of-way boundaries were surveyed by MJ Engineering of Clifton Park, New York (a New York State licensed surveyor) on 25 May 2011. The elevations for each new location were established for both land surface and for the top of casing at a measuring point notch. Vertical measurements were referenced to the National Geodetic Vertical Datum of 1988. A copy of the survey map is provided in Appendix C.

Horizontal control was established by traverse runs to establish location with respect to the New York State planar horizontal coordinate grid system and provided in New York State Plane NAD83/CORS96. Horizontal traverses were tied into established permanent benchmarks. Horizontal traverse runs were tied back to initial control points as a check for closure and error of closure was recorded. The elevation of the wells was reported to within 0.01 ft. A groundwater contour map was generated based on survey information (Figure 4).

3. FIELD INVESTIGATION RESULTS

This section presents the findings of the field sampling activities conducted during the SC.

3.1 SOIL SAMPLING ANALYTICAL RESULTS

A total of 10 soil samples were collected and sent to HCV for VOC analysis by USEPA Method 8260B (Appendix E). The 6 New York Codes, Rules and Regulations (NYCRR) Part 375 Environmental Remediation Programs Groundwater Protection Soil Cleanup Objectives (SCOs) were used to evaluate the subsurface soil sample results.

3.1.1 Volatile Organic Compound Results

A summary of VOC analytical results for the subsurface soil samples is provided in Table 1. Low-level concentrations (less than their SCO) of acetone, 2-butanone, *cis*-1,2-dichloroethene (DCE), PCE, and TCE were detected at MW-06, MW-07, MW-08, and MW-11 locations. No concentrations of VOCs were detected in soil samples collected from MW-09 and MW-10 soil borings.

3.2 GROUNDWATER SAMPLING ANALYTICAL RESULTS

This section presents a summary of the results for chemical analyses performed on groundwater samples collected from the six newly installed monitoring wells and the previous five wells installed in January 2011. Groundwater results were compared to NYSDEC Ambient Water Quality Standards (AWQS) for Class GA water. The groundwater samples were analyzed for VOCs using USEPA Method 8260B (Appendix E).

3.2.1 Volatile Organic Compounds Results

A summary of the detected VOC concentrations for groundwater samples are presented in Table 2. PCE, TCE, and DCE were identified at concentrations greater than its AWQS at MW-02, MW-03, MW-04, MW-05, and MW-07 (up to 48,000 µg/L). VOCs were not detected in MW-01, MW-08, MW-09, MW-10, or MW-11. Figure 3 shows concentrations of compounds detected in groundwater samples collected during this Phase I supplemental investigation. Xylenes were detected in MW-07 at a concentration of 1.3 µg/L and 1,1-dichloroethene was detected in MW-02 at a concentration of 1.1 µg/L and did not exceed AWQS.

3.3 INVESTIGATIVE DERIVED WASTE

Investigative derived waste (IDW) (one 55-gal drum of soil and two 55-gal drums of groundwater) were generated during field activities. Permission to store the drums onsite was not granted; therefore, the drums were disposed of offsite each day by Environmental Products and Services of Vermont, Inc. (EPS). Due to the expedited process of waste disposal, waste characterization samples were not collected from the soil and groundwater for disposal purposes,

and the IDW drums were classified as hazardous waste. The waste manifests are provided in Appendix B.

3.4 DATA VALIDATION

The analytical data results were submitted to EDS, Inc. for validation. This validation included a review of pertinent QA/QC data, such as sample extraction and analysis, holding times, calibration, a review of laboratory blanks and QA/QC sample results, and a review of the analytical case narrative. A Data Usability Summary Report was prepared which includes a compliance chart, a list of samples included in each sample delivery group, and recalculations of sample results. Nonconforming QA/QC results were evaluated with respect to their implications for data reliability and usability, and data results were flagged accordingly on the results sheets. These qualifiers were entered into the site-specific database and appear in the summary tables presented in this report. Data summary and usability reports for the analytical data packages are provided in Appendix F.

4. CONCLUSIONS AND RECOMMENDATIONS

The section provides a summary of the off-site conditions upgradient and downgradient of the Former Damshire Cleaners site, as determined by the completion of the Phase I site investigation work. This section also presents recommendations for further investigation of the Former Damshire Cleaners site.

4.1 SUMMARY OF IMPACTS

The following sections briefly summarize the environmental impacts observed during the Supplemental Investigation at the Former Damshire Cleaners site.

4.2 VOC COMPOUNDS IN SUBSURFACE SOILS

- Analytical results for subsurface soil samples indicate that concentrations of DCE, PCE, and TCE were less than SCOs. Acetone and 2-butanone were detected in MW-08 at levels below SCOs.

4.3 VOC COMPOUNDS IN GROUNDWATER

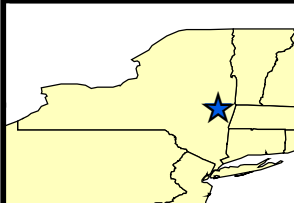
- Analytical results indicate that concentrations of DCE, PCE, and TCE detected in groundwater samples were greater than AWQS (5 µg/L). All three contaminants exceeding their respective AWQS were found in MW-02, MW-03, MW-04, MW-05, and MW-07. DCE concentrations detected in monitoring wells ranged from 2.2 µg/L to 320 µg/L. PCE concentrations ranged from 2.0 µg/L to 48,000 µg/L. TCE concentrations ranged from 4.6 µg/L to 7,900 µg/L.

4.4 RECOMMENDATIONS

Based on the data, the following conclusions and recommendations are offered:

- Soil and groundwater samples were collected in right-of-way areas upgradient and downgradient of the site. The upgradient areas investigated do not appear to be affected by chlorinated solvent impacts.
- Soil and groundwater samples collected directly downgradient from the building including MW-02, MW-3, MW-4, and MW-5 appear to be impacted by CVOCs. Groundwater samples collected downgradient of the site across Central Avenue including MW-6 and MW-7 contain concentrations of CVOCs including PCE in concentrations greater than AWQS. These data indicate that impacts detected at the site in 2001 and 2009 still exist on the property and are impacting groundwater that is migrating offsite.
- On-site sampling is recommended to confirm source area location.

- Groundwater samples collected in down gradient locations contained concentrations of CVOCs. Further investigation to determine the downgradient edge of the plume is recommended for the next phase of the investigation.



Legend

- Approximate Property Boundary
- Approximate Building Outline

0 15 30 60 90 120 Feet

Source: NYSGIS Clearinghouse



FORMER DAMSHIRE CLEANERS SITE (401059)
PHASE I SUPPLEMENTAL SUMMARY REPORT
COLONIE, NEW YORK

FIGURE 1
SITE MAP

PROJECT MGR:
JAG

DESIGNED BY:
RJP

CREATED BY:
RJP

CHECKED BY:
JAG

SCALE:
AS SHOWN

DATE:
JULY 2011

PROJECT NO:
14368.46

FILE NO:
GIS/PROJECTS/
FIGURE1.MXD



Legend

- ◆ Monitoring Well Locations
- Approximate Property Boundary
- Approximate Building Outline

0 15 30 60 90 120 Feet

Source: NYSGIS Clearinghouse



FORMER DAMSHIRE CLEANERS SITE (401059)
PHASE I SUPPLEMENTAL SUMMARY REPORT
COLONIE, NEW YORK

FIGURE 2
Monitoring Well Locations

PROJECT MGR:
JAG

DESIGNED BY:
RJP

CREATED BY:
RJP


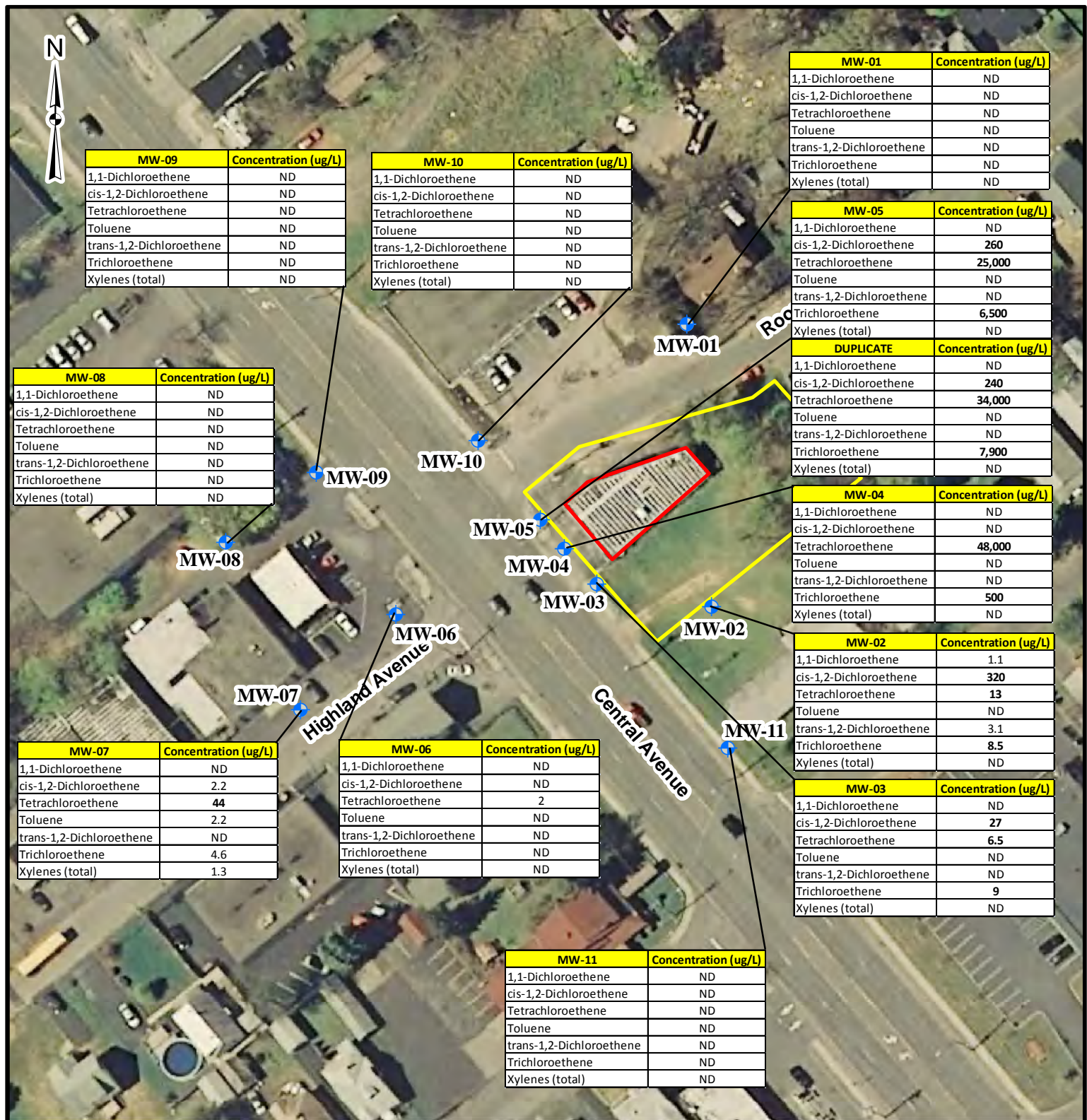
CHECKED BY:
JAG

SCALE:
AS SHOWN

DATE:
JULY 2011

PROJECT NO:
14368.46

FILE NO:
GIS/PROJECTS/
FIGURE2.MXD





Legend

- ◆ Monitoring Well Location
- ➔ Groundwater Flow
- Groundwater Contours
- Approximate Property Boundary
- Approximate Building Outline

0 15 30 60 90 120 Feet

Source: NYSGIS Clearinghouse



FORMER DAMSHIRE CLEANERS SITE (401059)
PHASE I SUPPLEMENTAL SUMMARY REPORT
COLONIE, NEW YORK

FIGURE 4
Groundwater Contours

PROJECT MGR:
JAG

DESIGNED BY:
RJP

CREATED BY:
RJP

CHECKED BY:
JAG

SCALE:
AS SHOWN

DATE:
JULY 2011

PROJECT NO:
14368.46

FILE NO:
GIS/PROJECTS/
FIGURE4.MXD

TABLE 1 VOLATILE ORGANIC COMPOUND DETECTIONS IN SUBSURFACE SOIL

Parameter List USEPA Method 8260B	Sample Location	MW-06	MW-06	MW-07	MW-07	MW-08	MW-09	MW-09	Groundwater Protection Part 375 Soil Cleanup Objectives (mg/kg)										
	Sample Date	5/16/2011	5/16/2011	5/16/2011	5/16/2011	5/17/2011	5/17/2011	5/17/2011											
	Sample Depth (ft bgs)	4' - 5'	10' - 11'	6' - 7'	14' - 15'	11' - 12'	5' - 6'	6' - 7'											
Acetone	mg/kg		U		UJ		U		UJ	0.21			U		U	0.05			
2-Butanone	mg/kg		U		U		U		U	0.048			U		U	---			
cis-1,2-Dichloroethene	mg/kg		U		U		U	0.018		0.043			U		U	0.25			
Tetrachloroethene	mg/kg	0.041		0.7		0.085		0.67			U		U		U	1.3			
Trichloroethene	mg/kg		U	0.043	J	0.011		0.056	J	0.01			U		U	0.47			
Parameter List USEPA Method 8260B	Sample Location	MW-10	MW-11	MW-11	Duplicate ^(a)										Groundwater Protection Part 375 Soil Cleanup Objectives (mg/kg)				
	Sample Date	5/18/2011	5/18/2011	5/18/2011	5/18/2011														
	Sample Depth (ft bgs)	7' - 8'	5' - 6'	13' - 14'	13' - 14'														
Acetone	mg/kg		U		U											UJ		UJ	0.05
2-Butanone	mg/kg		U		U											U		U	---
cis-1,2-Dichloroethene	mg/kg		U		U											U		U	0.25
Tetrachloroethene	mg/kg		U	0.0047			U		U	1.3									
Trichloroethene	mg/kg		U		U		UJ		UJ	0.47									
(a) Duplicate sample was collected from MW-10 (7-8)																			
NOTE: USEPA = United States Environmental Protection Agency																			
bg s = Below ground surface																			
m g/kg = Milligrams per kilogram																			
U = Indicates the compounds was analyzed but was not detected.																			
--- = No applicable standard																			
Standards taken from Groundwater Protection Part 375 Soil Cleanup Objectives																			

TABLE 2 VOLATILE ORGANIC COMPOUND DETECTIONS IN GROUNDWATER

Parameter List USEPA Method 8260B	Sample Location	MW-01		MW-02		MW-03		MW-04		MW-05		NYSDEC Ambient Water Quality Standard Class GA (µg/L)
	Sample Date	5/25/2011		5/25/2011		5/25/2011		5/25/2011		5/25/2011		
	Sample Type	Grab		Grab		Grab		Grab		Grab		
1,1-Dichloroethene	µg/L		U	1.1			U		U		U	5
cis-1,2-Dichloroethene	µg/L		U	320		27			U	260		5
Tetrachloroethene	µg/L		U	13		6.5		48,000		25,000		5
Toluene	µg/L		U		U		U		U		U	5
trans-1,2-Dichloroethene	µg/L		U	3.1			U		U		U	5
Trichloroethene	µg/L		U	8.5		9.0		500		6,500		5
Xylenes (total)	µg/L		U		U		U		U		U	5
Parameter List USEPA Method 8260B	Sample Location	MW-06		MW-07		MW-08		MW-09		MW-10		NYSDEC Ambient Water Quality Standard Class GA (µg/L)
	Sample Date	5/25/2011		5/25/2011		5/25/2011		5/25/2011		5/25/2011		
	Sample Type	Grab		Grab		Grab		Grab		Grab		
1,1-Dichloroethene	µg/L		U		U		U		U		U	5
cis-1,2-Dichloroethene	µg/L		U	2.2			U		U		U	5
Tetrachloroethene	µg/L	2.0		44			U		U		U	5
Toluene	µg/L		U	2.2			U		U		U	5
trans-1,2-Dichloroethene	µg/L		U		U		U		U		U	5
Trichloroethene	µg/L		U	4.6			U		U		U	5
Xylenes (total)	µg/L			1.3			U		U		U	5
Parameter List USEPA Method 8260B	Sample Location	MW-11		DUPLICATE								NYSDEC Ambient Water Quality Standard Class GA (µg/L)
	Sample Date	5/25/2011		5/25/2011								
	Sample Type	Grab		Grab								
1,1-Dichloroethene	µg/L		U		U							5
cis-1,2-Dichloroethene	µg/L		U	240								5
Tetrachloroethene	µg/L		U	34,000								5
Toluene	µg/L		U		U							5
trans-1,2-Dichloroethene	µg/L		U		U							5
Trichloroethene	µg/L		U	7,900								5
Xylenes (total)	µg/L		U		U							5
NOTE: USEPA = United States Environmental Protection Agency NYSDEC = New York State Department of Environmental Conservation µg/L = Micrograms per liter U = Indicates the compound was analyzed for but was not detected. J = Indicates an estimated value. UJ = The analyte was not detected above the sample reporting limit; and the reporting limit is approximate. --- = No applicable standard Bold values indicate exceedence of standard Standards taken from Part 375 Unrestricted Soil Cleanup Objectives Standards taken from NYSDEC Part 703 Duplicate sample collected at MW-05.												

Appendix A

Soil Boring Logs

FIELD BORING LOG FORM

EA Engineering, P.C. EA Science and Technology LOG OF SOIL BORING		Job No. 1436846		Client: NY DEC		Location: Former Damshire Cleaners	
		Drilling Method: Geoprobe				Soil Boring Number: MW-06	
		Sampling Method: 5-ft Macrocore				Sheet 1 of 2	
		Coordinates: Surface Elevation: Casing Below Surface: Reference Elevation: Reference Description:				Drilling Start 5/16/2011 0910	

Blow Counts (140-lb)	Feet Drvn/Ft. Recvrd	Well Diagram	PID (ppm) HNu	Depth in Feet	Surface Conditions: Asphalt	
					Weather:	Temperature:
				0	0-1.5 ft: Cored through asphalt around 1-inch thick. Hand cleared through subbase around 1.5 ft thick.	
				1	Hand cleared to 5 ft	
	5/5		815	2	2-3 ft: Dry brown fine to medium SAND, trace GRAVEL. Loose, non-cohesive.	
			481	3	3-4 ft: Brown fine to medium SAND, trace coarse GRAVEL. Loose, non-cohesive, moist.	
			1,031	4	4-5 ft: Fine to medium SAND, trace fine to coarse GRAVEL. Loose, non-cohesive, wet.	
	3/5		272	5	5-6 ft: Fine to medium SAND, some GRAVEL. Loose, non-cohesive, wet.	
			314	6	6-7 ft: Fine to medium SAND, some GRAVEL. Loose, non-cohesive, wet.	
			1,125	7	7-8 ft: Brown fine to medium SAND. Loose, non-cohesive, wet.	
			NR	8	8-10 ft: No recovery.	
			NR	9		
	4/5		11,000	10	10-10.2 ft: Brown fine SAND. Loose, non-cohesive, wet.	
			276	11	10.2-10.5 ft: Grey fine GRAVEL, some SAND. Loose, non-cohesive, wet.	
					10.5-11 ft: Grey coarse GRAVEL. Loose, non-cohesive, wet.	
					11-13.5 ft: Brown fine to very fine SAND and SILT. Tight, semi-cohesive, wet.	
			170	12		
			128	13	13.5-14: Grey SILT and very fine SAND. Tight, semi-cohesive, wet.	
			NR	14	14-15 ft: No recovery.	
	5/5		174	15	15-20 ft: Grey very fine SAND. Tight, non-cohesive, wet.	
			238	16		
			162	17		
			132	18		
			253	19		
			128	20		

Logged by: A Buboltz / H Lockwood Date: 5/16/2011
 Drilling Contractor: Paragon Driller: Doug

WELL SPECIFICATIONS:








Diam. of casing: 1.5-inch Screen Interval: 10-30 ft Sand pack: 3-30 ft Grout: 0-1 ft
 BOH: 30 ft Riser Interval: 0-10 ft Bentonite: 1-3 ft Cover: steel flush mount

SOIL SAMPLE COLLECTED YES

Samples Collected for VOC

Sample Depth: 4-5 feet Sample Time: 1230 Sample Date: 5/16/2011
 Sample Depth: 10-11 feet Sample Time: 1230 Sample Date: 5/16/2011

FIELD BORING LOG FORM

 EA Engineering, P.C. EA Science and Technology LOG OF SOIL BORING				Job. No. 1436846		Client: NY DEC		Location: Former Damshire Cleaners			
				Drilling Method: Geoprobe						Soil Boring Number: MW-06	
				Sampling Method: 5-ft Macrocore						Sheet 2 of 2	
				Coordinates: Surface Elevation: Casing Below Surface: Reference Elevation: Reference Description:						Drilling Start Finish 5/16/2011 5/16/2011 0910 13:30	
Blow Counts (140-lb)	Feet Drvn/Ft. Recvrd	Well	Diagram	PID (ppm)	Depth in	Surface Conditions: Asphalt					
				HNu	Feet	Weather: Overcast / rain					
						Temperature: 54 degrees F					
	5/5			128	20	20-22 ft: Grey very fine SAND. Tight, non-cohesive, wet.					
				121	21						
				163	22	22-25 ft: Grey very fine SAND, SILT, and some CLAY. Tight, semi-cohesive to cohesive, wet.					
				83	23						
				204	24						
	5/5			405	25	25-30 ft: Grey very fine SAND and SILT. Tight, non-cohesive, wet.					
				363	26						
				557	27						
				473	28						
				477	29						
					30	End of hole at 30 ft bgs. Set 1.5-inch diameter well, 20 ft screen, 10 ft riser					
					31						
					32						
					33						
					34						
					35						
					36						
					37						
					38						
					39						
					40						

Logged by: A Buboltz / H Lockwood Date: 5/16/2011

Drilling Contractor: Paragon Driller: Doug

WELL SPECIFICATIONS:

Diam. of casing: <u>1.5-inch</u>	Screen Interval: <u>10-30 ft</u>	Sand pack: <u>3-30 ft</u>	Grout: <u>0-1 ft</u>
BOH: <u>30 ft</u>	Riser Interval: <u>0-10 ft</u>	Bentonite: <u>1-3 ft</u>	Cover: <u>steel flush mount</u>

SOIL SAMPLE COLLECTED YES

Samples Collected for VOC

Sample Depth: <u>4-5 feet</u>	Sample Time: <u>1230</u>	Sample Date: <u>5/16/2011</u>
Sample Depth: <u>10-11 feet</u>	Sample Time: <u>1230</u>	Sample Date: <u>5/16/2011</u>

FIELD BORING LOG FORM

EA Engineering, P.C. EA Science and Technology LOG OF SOIL BORING		Job. No. 1436846		Client: NY DEC		Location: Former Damshire Cleaners	
		Drilling Method: Geoprobe				Soil Boring Number: MW-07	
		Sampling Method: 5-ft Macrocore				Sheet 1 of 2	
		Coordinates: Surface Elevation: Casing Below Surface: Reference Elevation: Reference Description:				Water Lev. _____ Time _____ Start 5/16/2011 1345 Finish 5/16/2011 1630	

Blow Counts (140-lb)	Feet Drvn/Ft. Recvrd	Well Diagram	PID (ppm) HNu	Depth in Feet	Surface Conditions: Asphalt	
					Weather: Overcast / rain	Temperature: around 50 degrees F
				0	Hand cleared 0-5 ft. Asphalt around 1.5 inches thick, subbase to 2 ft.	
				1		
	5/5			2	2-5 ft: Brown fine to medium SAND. Loose, non-cohesive, dry.	
			595	3		
			879	4		
	5/5		398	5	5-10 ft: Brown very fine SAND and SILT. Tight, non-cohesive, wet around 5.3 ft.	
			1,072	6		
			2,558	7		
			2,346	8		
			3,430	9		
	5/5		1,209	10		
			5,163	11		
			5,363	12		
			3,252	13		
			8,980	14		
	3.5/5		0	15	15-18.5 ft: Grey very fine SAND. Tight, non-cohesive, wet.	
			0	16		
			79	17		
			0	18		
			NR	19	19-20 ft: No recovery.	
				20		

Logged by: A Buboltz / H Lockwood Date: 5/16/2011
 Drilling Contractor: Paragon Driller: Doug

WELL SPECIFICATIONS:


Diam. of casing: 1.5-inch Screen Interval: 10-30 ft Sand pack: 3-30 ft Grout: 0-1 ft
 BOH: 30 ft Riser Interval: 0-10 ft Bentonite: 1-3 ft Cover: steel flush mount

SOIL SAMPLE COLLECTED YES

Samples Collected for VOC

Sample Depth: 6-7 feet Sample Time: 1520 Sample Date: 5/16/2011
 Sample Depth: 14-15 feet Sample Time: 1520 Sample Date: 5/16/2011

FIELD BORING LOG FORM

 EA Engineering, P.C. EA Science and Technology		Job. No. 1436846		Client: NY DEC		Location: Former Damshire Cleaners	
		Drilling Method: Geoprobe		Soil Boring Number: MW-07		Sheet 2 of 2	
		Sampling Method: 5-ft Macrocore		Water Lev.		Start	
		Coordinates: Surface Elevation: Casing Below Surface: Reference Elevation: Reference Description:		Time		Finish	
LOG OF SOIL BORING						Drilling	
						5/16/2011 1345	
						5/16/2011 1630	
Blow Counts (140-lb)	Feet Drvn/Ft. Recvrd	Well	Diagram	PID (ppm) HNu	Depth in Feet	Surface Conditions: Asphalt	
						Weather: Overcast / rain	
						Temperature: around 50 degrees F	
				0	20	20-25 ft: Grey very fine SAND. Tight, non-cohesive, wet.	
				0	21		
				0	22		
				0	23		
				0	24		
				0	25	25-30 ft: Grey very fine SAND. Tight, non-cohesive, wet.	
				0	26		
				0	27		
				NR	28		
				NR	29		
					30	End of hole at 30 ft bgs. Set 1.5-inch diameter well, 20 ft screen, 10 ft riser	
					31		
					32		
					33		
					34		
					35		
					36		
					37		
					38		
					39		
					40		

Logged by: A Buboltz / H Lockwood Date: 5/16/2011

Drilling Contractor: Paragon Driller: Doug

WELL SPECIFICATIONS:

Diam. of casing: 1.5-inch Screen Interval: 10-30 ft Sand pack: 3-30 ft Grout: 0-1 ft
 BOH: 30 ft Riser Interval: 0-10 ft Bentonite: 1-3 ft Cover: steel flush mount

SOIL SAMPLE COLLECTED YES

Samples Collected for VOC

Sample Depth: 6-7 feet Sample Time: 1520 Sample Date: 5/16/2011
 Sample Depth: 14-15 feet Sample Time: 1520 Sample Date: 5/16/2011

FIELD BORING LOG FORM

EA Engineering, P.C. EA Science and Technology LOG OF SOIL BORING		Job. No. 1436846		Client: NY DEC		Location: Former Damshire Cleaners	
		Drilling Method: Geoprobe				Soil Boring Number: MW-08	
		Sampling Method: 5-ft Macrocore				Sheet 1 of 2	
		Coordinates: _____ Surface Elevation: _____ Casing Below Surface: _____ Reference Elevation: _____ Reference Description: _____				Drilling Start: 5/17/2011 0700 Finish: 5/17/2011 1230	

Blow Counts (140-lb)	Feet Drvn/Ft. Recvrd	Well Diagram	PID (ppm) HNu	Depth in Feet	Surface Conditions: Asphalt	
					Weather: Overcast / rain	Temperature: around 55 degrees
			5/17/2011	0	Saw-cut through asphalt around 2 inches thick, hand cleared to 4.5 ft through subbase and fill (brown fine to medium SAND, some coarse GRAVEL and COBBLES. Dry, non-cohesive, loose. Bricks and concrete in fill.	
	5/5		26	1		
		41	2			
			3			
	1/5		500	4		
		NR	5	5-10 ft: only one foot of recovery due to stone in bottom of macrocore. SAND and GRAVEL fill. Loose, non-cohesive, moist)		
		NR	6			
		NR	7			
		NR	8			
		NR	9			
	3/5		144	10	10-11.5 ft: Brown saturated fine to coarse SAND and fine to coarse GRAVEL. Loose, non-cohesive.	
		208	11	11.5-13 ft: Black very fine SAND and SILT, some CLAY. Tight, semi-cohesive, wet.		
		22	12			
		NR	13	13-15 ft: No recovery.		
		NR	14			
	5/5		0	15	15-17 ft: Brown saturated fine to very fine SAND, trace fine GRAVEL and coarse SAND. Loose, non-cohesive.	
		0	16			
		0	17	17-18 ft: Brown saturated fine to very fine SAND and SILT. Loose, non-cohesive.		
		0	18	18-20 ft: Brown to greenish gray brown very fine SAND and SILT. Tight, non-cohesive to semi-cohesive, wet.		
		0	19			
				20		

Logged by: A Buboltz / H Lockwood Date: 5/17/2011
 Drilling Contractor: Paragon Driller: Doug

WELL SPECIFICATIONS:


Diam. of casing: 1.5-inch Screen Interval: 10-30 ft Sand pack: 3-30 ft Grout: 0-1 ft
 BOH: 30 ft Riser Interval: 0-10 ft Bentonite: 1-3 ft Cover: steel flush mount

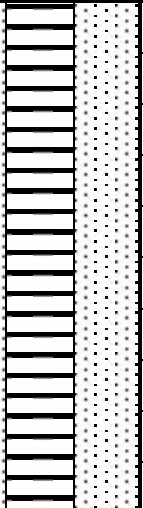
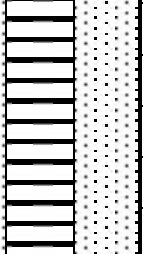

SOIL SAMPLE COLLECTED YES

Samples Collected for VOC

Sample Depth: 11-12 feet Sample Time: 1100 Sample Date: 5/17/2011

FIELD BORING LOG FORM

 EA Engineering, P.C. EA Science and Technology LOG OF SOIL BORING Coordinates: _____ Surface Elevation: _____ Casing Below Surface: _____ Reference Elevation: _____ Reference Description: _____				Job. No. 1436846		Client: NY DEC		Location: Former Damshire Cleaners	
				Drilling Method: Geoprobe				Soil Boring Number: MW-08	
				Sampling Method: 5-ft Macrocore				Sheet 2 of 2	
				Water Lev.					
Time						Start	Finish		
						5/17/2011 0700	5/17/2011 1230		

Blow Counts (140-lb)	Feet Drvn/Ft. Recvr'd	Well Diagram	PID (ppm) HNu	Depth in Feet	Surface Conditions: Asphalt
2/5			0	20	20-22 ft: Grey CLAY and SILT, some very fine SAND. Tight, cohesive, wet.
			0	21	
			NR	22	22-25 ft: No recovery.
			NR	23	
			NR	24	
5/5			0	25	25-30 ft: Grey very fine SAND with SILT. Tight, non-cohesive, wet.
			0	26	
			0	27	
			0	28	
			0	29	
				30	End of hole at 30 ft bgs. Set 1.5-inch diameter well, 20 ft screen, 10 ft riser
				31	
				32	
				33	
				34	
				35	
				36	
				37	
				38	
				39	
				40	

Logged by: A Buboltz / H Lockwood Date: 5/17/2011
 Drilling Contractor: Paragon Driller: Doug

WELL SPECIFICATIONS:
 Diam. of casing: 1.5-inch Screen Interval: 10-30 ft Sand pack: 3-30 ft Grout: 0-1 ft
 BOH: 30 ft Riser Interval: 0-10 ft Bentonite: 1-3 ft Cover: steel flush mount

SOIL SAMPLE COLLECTED YES
 Samples Collected for VOC

Sample Depth: 11-12 feet Sample Time: 1100 Sample Date: 5/17/2011

FIELD BORING LOG FORM

EA Engineering, P.C. EA Science and Technology LOG OF SOIL BORING		Job. No. 1436846		Client: NY DEC		Location: Former Damshire Cleaners	
		Drilling Method: Geoprobe				Soil Boring Number: MW-09	
		Sampling Method: 5-ft Macrocore				Sheet 1 of 2	
		Coordinates: Surface Elevation: Casing Below Surface: Reference Elevation: Reference Description:				Water Lev. _____ Time _____ Start _____ Finish _____	
Blow Counts (140-lb) Feet Drvn/Ft. Recvrd Well Diagram PID (ppm) HNu Depth in Feet		Surface Conditions: Asphalt Weather: Overcast Temperature: around 55 degrees					
<div style="display: flex; align-items: center;"> <div style="width: 50px; text-align: center;">5/5</div> <div style="width: 50px; text-align: center;">2/5</div> <div style="width: 50px; text-align: center;">4.5/5</div> <div style="width: 50px; text-align: center;">5/5</div> </div>		<div style="display: flex; align-items: center;"> <div style="width: 50px; text-align: center;">0</div> <div style="width: 50px; text-align: center;">1</div> <div style="width: 50px; text-align: center;">2</div> <div style="width: 50px; text-align: center;">3</div> <div style="width: 50px; text-align: center;">4</div> <div style="width: 50px; text-align: center;">5</div> <div style="width: 50px; text-align: center;">6</div> <div style="width: 50px; text-align: center;">7</div> <div style="width: 50px; text-align: center;">8</div> <div style="width: 50px; text-align: center;">9</div> <div style="width: 50px; text-align: center;">10</div> <div style="width: 50px; text-align: center;">11</div> <div style="width: 50px; text-align: center;">12</div> <div style="width: 50px; text-align: center;">13</div> <div style="width: 50px; text-align: center;">14</div> <div style="width: 50px; text-align: center;">15</div> <div style="width: 50px; text-align: center;">16</div> <div style="width: 50px; text-align: center;">17</div> <div style="width: 50px; text-align: center;">18</div> <div style="width: 50px; text-align: center;">19</div> <div style="width: 50px; text-align: center;">20</div> </div>		Saw cut through asphalt around 2 inches thick. Hand clear with auger through brown fine to medium SAND. Loose, non-cohesive, dry. 5-6.2 ft: Brown fine to medium SAND. Loose, non-cohesive, dry. 6.2-7 ft: Grayish brown very fine SAND and SILT. Tight, non-cohesive, moist. 7-10 ft: No recovery. 10-12 ft: Brown to gray fine SAND. Semi-tight, non-cohesive, wet. 12-14.5 ft: Gray fine SAND and SILT. Tight, non-cohesive, wet. 15-17 ft: Saturated brown fine to very fine SAND. Tight, non-cohesive. 17-20 ft: Dark brown fine to very fine SAND. Tight, non-cohesive, wet. ***PID readings from 15-20 are likely from plastic bags. Readings in empty bag ranged from 0ppb to 11ppb			

Logged by: A Buboltz / H Lockwood Date: 5/17/2011
 Drilling Contractor: Paragon Driller: Doug

WELL SPECIFICATIONS:


Diam. of casing: 1.5-inch Screen Interval: 10-30 ft Sand pack: 3-30 ft Grout: 0-1 ft
 BOH: 30 ft Riser Interval: 0-10 ft Bentonite: 1-3 ft Cover: steel flush mount




SOIL SAMPLE COLLECTED YES

Samples Collected for VOC

Sample Depth: 5-6 feet Sample Time: 1345 Sample Date: 5/17/2011
 Sample Depth: 6-7 feet Sample Time: 1400 Sample Date: 5/17/2011

FIELD BORING LOG FORM

 EA Engineering, P.C. EA Science and Technology		Job. No. 1436846		Client: NY DEC		Location: Former Damshire Cleaners	
		Drilling Method: Geoprobe				Soil Boring Number: MW-09	
		Sampling Method: 5-ft Macrocore				Sheet 2 of 2	
		LOG OF SOIL BORING				Drilling	
Coordinates:				Water Lev.		Start	
Surface Elevation:				Time		Finish	
Casing Below Surface:						5/17/2011	
Reference Elevation:						1300	
Reference Description:						5/17/2011	
						1430	

Blow Counts (140-lb)	Feet Drvn/Ft. Recvrd	Well Diagram	PID (ppm) HNu	Depth in Feet	Surface Conditions: Asphalt	Weather: Overcast	Temperature: around 55 degrees
5/5			0	20	20-25 ft: Brown to dark brown fine to very fine SAND. Tight, non-cohesive, wet.		
				21			
				22			
				23			
				24			
5/5			0	25	25-30 ft: Dark brown fine to very fine SAND. Tight, non-cohesive, wet.		
				26			
				27			
				28			
				29			
				30	End of hole at 30 ft bgs. Set 1.5-inch diameter well, 20 ft screen, 10 ft riser		
				31			
				32			
				33			
				34			
				35			
				36			
				37			
				38			
				39			
				40			

Logged by: A Buboltz / H Lockwood Date: 5/17/2011

Drilling Contractor: Paragon Driller: Doug

WELL SPECIFICATIONS:

Diam. of casing: 1.5-inch Screen Interval: 10-30 ft Sand pack: 3-30 ft Grout: 0-1 ft
 BOH: 30 ft Riser Interval: 0-10 ft Bentonite: 1-3 ft Cover: steel flush mount

SOIL SAMPLE COLLECTED YES

Samples Collected for VOC

Sample Depth: 5-6 feet Sample Time: 1345 Sample Date: 5/17/2011
 Sample Depth: 6-7 feet Sample Time: 1400 Sample Date: 5/17/2011

FIELD BORING LOG FORM

EA Engineering, P.C. EA Science and Technology LOG OF SOIL BORING		Job. No. 1436846		Client: NY DEC		Location: Former Damshire Cleaners	
		Drilling Method: Geoprobe				Soil Boring Number: MW-10	
		Sampling Method: 5-ft Macrocore				Sheet 1 of 2	
		Coordinates: Surface Elevation: Casing Below Surface: Reference Elevation: Reference Description:				Water Lev. _____ Time _____ Start 5/18/2011 0900 Finish 5/18/2011 1230	

Blow Counts (140-lb)	Feet Drvn/Ft. Recvrd	Well Diagram	PID (ppm) HNu	Depth in Feet	Surface Conditions: Asphalt	
					Weather: Overcast / rain	Temperature: around 60 degrees
				0	Saw cut through asphalt around 2.5 inches thick. Subbase to around 1 ft. Hand cleared to 5 ft bgs	
				1	1-5 ft: Brown fine to medium SAND. Loose, non-cohesive, dry.	
	5/5		0	2		
			0	3		
			0	4		
			0	5	5-6.5 ft: Brown fine to medium SAND. Loose, non-cohesive, wet.	
	3/5		0	6	6.5-8 ft: Gray to dark brown very fine SAND, SILT, and CLAY. Tight, cohesive, wet.	
			60	7		
			NR	8	8-10 ft: No recovery.	
			NR	9		
			18	10	10-10.5 ft: Gray to dark brown very fine SAND, SILT, and CLAY. Tight, non-cohesive, wet.	
			41	11	10.5-12 ft: Saturated yellowish brown very fine flowing SAND. Tight, non-cohesive.	
	5/5		0	12	12-15 ft: Gray very fine SAND. Tight, non-cohesive, wet.	
			7	13		
			0	14		
			7	15	15-20 ft: Grayish brown very fine SAND. Tight, non-cohesive, wet.	
	5/5		0	16		
			0	17		
			0	18		
			0	19		
				20		

Logged by: A Buboltz / H Lockwood Date: 5/18/2011
 Drilling Contractor: Paragon Driller: Doug

WELL SPECIFICATIONS:

Diam. of casing: 1.5-inch Screen Interval: 10-30 ft Sand pack: 3-30 ft Grout: 0-1 ft
 BOH: 30 ft Riser Interval: 0-10 ft Bentonite: 1-3 ft Cover: steel flush mount

SOIL SAMPLE COLLECTED YES

Samples Collected for VOC Duplicate

Sample Depth: 7-8 feet Sample Time: 1045 Sample Date: 5/18/2011

FIELD BORING LOG FORM

EA Engineering, P.C. EA Science and Technology LOG OF SOIL BORING Coordinates: _____ Surface Elevation: _____ Casing Below Surface: _____ Reference Elevation: _____ Reference Description: _____		Job. No. 1436846		Client: NY DEC			Location: Former Damshire Cleaners																								
		Drilling Method: Geoprobe						Soil Boring Number: MW-10																							
		Sampling Method: 5-ft Macrocore						Sheet 2 of 2																							
		<table border="1" style="width: 100%; border-collapse: collapse;"> <tr> <td colspan="2">Water Lev.</td> <td></td> <td></td> <td></td> <td></td> <td colspan="2">Drilling</td> </tr> <tr> <td colspan="2">Time</td> <td></td> <td></td> <td></td> <td></td> <td>Start</td> <td>Finish</td> </tr> <tr> <td colspan="2"></td> <td></td> <td></td> <td></td> <td></td> <td>5/18/2011 0900</td> <td>5/18/2011 1230</td> </tr> </table>						Water Lev.						Drilling		Time						Start	Finish							5/18/2011 0900	5/18/2011 1230
Water Lev.						Drilling																									
Time						Start	Finish																								
						5/18/2011 0900	5/18/2011 1230																								

Blow Counts (140-lb)	Feet Drvn/Ft. Recvrd	Well Diagram	PID (ppm) HNu	Depth in Feet	Surface Conditions: Asphalt Weather: Overcast / rain Temperature: around 60 degrees
	5/5		11	20	20-25 ft: Gray to brown fine to medium SAND. Tight, non-cohesive, wet.
			7	21	
			0	22	
			0	23	
			0	24	
	5/5		0	25	25-30 ft: Brown to grayish brown fine to medium SAND. Tight, non-cohesive, wet.
			0	26	
			0	27	
			0	28	
			0	29	
				30	End of hole at 30 ft bgs. Set 1.5-inch diameter well, 20 ft screen, 10 ft riser
				31	
				32	
				33	
				34	
				35	
				36	
				37	
				38	
				39	
				40	

Logged by: A Buboltz / H Lockwood Date: 5/18/2011
 Drilling Contractor: Paragon Driller: Doug

WELL SPECIFICATIONS:

Diam. of casing: <u>1.5-inch</u>	Screen Interval: <u>10-30 ft</u>	Sand pack: <u>3-30 ft</u>	Grout: <u>0-1 ft</u>
BOH: <u>30 ft</u>	Riser Interval: <u>0-10 ft</u>	Bentonite: <u>1-3 ft</u>	Cover: <u>steel flush mount</u>

SOIL SAMPLE COLLECTED YES

Samples Collected for VOC Duplicate

Sample Depth: 7-8 feet Sample Time: 1045 Sample Date: 5/18/2011

FIELD BORING LOG FORM

EA Engineering, P.C. EA Science and Technology LOG OF SOIL BORING		Job. No. 1436846		Client: NY DEC		Location: Former Damshire Cleaners	
		Drilling Method: Geoprobe		Soil Boring Number: MW-11			
		Sampling Method: 5-ft Macrocore		Sheet 1 of 2			
		Coordinates:		Water Lev. _____		Start 5/18/2011 1330	
Surface Elevation: _____		Time _____					
Casing Below Surface: _____							
Reference Elevation: _____							
Reference Description: _____							

Blow Counts (140-lb)	Feet Drvn/Ft. Recvrd	Well Diagram	PID (ppm) HNu	Depth in Feet	Surface Conditions: Grass	Weather: Overcast	Temperature: around 55 degrees
	2/5		26	0	0-0.5 ft: Grass and SILT organics / topsoil		
			34	1	0.5-1 ft: Stone fill		
			NR	2	1-2 ft: SAND and GRAVEL fill. Brown, loose, moist.		
			NR	3	2-5 ft: No recovery.		
	3/5		NR	4			
			NR	5			
			90	6	5-6.2 ft: SAND and GRAVEL fill. Brown, loose, moist to wet.		
			7	7	6.2-8 ft: Orange-brown (rusted) very fine SAND and SILT, some CLAY. Tight, semi-cohesive, wet.		
			18	8			
			NR	9	8-10 ft: No recovery.		
	4.5/5		NR	10			
			0	11	10-12 ft: orange-brown very fine SAND. Saturated, loose, non-cohesive.		
			0	12			
			0	13	12-14.5 ft: Gray very fine SAND. Tight, non-cohesive, wet.		
			22	14			
			37	15	14.5-15 ft: No recovery.		
	2/5		0	16	15-17 ft: Gray flowing very fine SAND. Tight, non-cohesive, wet.		
			0	17			
			NR	18	17-20 ft: No recovery.		
			NR	19			
			NR	20			

Logged by: A Buboltz / H Lockwood Date: 5/18/2011
 Drilling Contractor: Paragon Driller: Doug

WELL SPECIFICATIONS:

Diam. of casing: 1.5-inch Screen Interval: 10-30 ft Sand pack: 3-30 ft Grout: 0-1 ft
 BOH: 30 ft Riser Interval: 0-10 ft Bentonite: 1-3 ft Cover: steel flush mount

SOIL SAMPLE COLLECTED YES

Samples Collected for VOC MS/MSD (13-14 ft)

Sample Depth: 5-6 feet Sample Time: 1453 Sample Date: 5/18/2011
 Sample Depth: 13-14 feet Sample Time: 1453 Sample Date: 5/16/2011 MS/MSD

FIELD BORING LOG FORM

EA Engineering, P.C. EA Science and Technology LOG OF SOIL BORING		Job. No. 1436846		Client: NY DEC		Location: Former Damshire Cleaners	
		Drilling Method: Geoprobe				Soil Boring Number: MW-11	
		Sampling Method: 5-ft Macrocore				Sheet 2 of 2	
		Coordinates: Surface Elevation: Casing Below Surface: Reference Elevation: Reference Description:				Drilling Start Finish 5/18/2011 5/18/2011 1330 1600	
Blow Counts (140-lb)	Feet Drvn/Ft. Recvrd	Well Diagram	PID (ppm)	Depth in	Surface Conditions: Grass		
			HNu	Feet	Weather: Overcast		
					Temperature: around 55 degrees		
	5/5		79	20	20-25 ft: Gray very fine SAND and SILT. Tight, non-cohesive, wet.		
			0	21			
			0	22			
			0	23			
			0	24			
			0	25	25-30 ft: Gray very fine SAND and SILT. Tight, non-cohesive, wet.		
			0	26			
			7	27			
			3	28			
			30	29			
	5/5			30	End of hole at 30 ft bgs. Set 1.5-inch diameter well, 20 ft screen, 10 ft riser		
				31			
				32			
				33			
				34			
				35			
				36			
				37			
				38			
				39			
				40			

Logged by: A Buboltz / H Lockwood Date: 5/18/2011

Drilling Contractor: Paragon Driller: Doug

WELL SPECIFICATIONS:

Diam. of casing: <u>1.5-inch</u>	Screen Interval: <u>10-30 ft</u>	Sand pack: <u>3-30 ft</u>	Grout: <u>0-1 ft</u>
BOH: <u>30 ft</u>	Riser Interval: <u>0-10 ft</u>	Bentonite: <u>1-3 ft</u>	Cover: <u>steel flush mount</u>

SOIL SAMPLE COLLECTED YES

Samples Collected for VOC MS/MSD (13-14 ft)

Sample Depth: <u>5-6 feet</u>	Sample Time: <u>1453</u>	Sample Date: <u>5/18/2011</u>
Sample Depth: <u>13-14 feet</u>	Sample Time: <u>1453</u>	Sample Date: <u>5/16/2011</u>

MS/MSD

Appendix B

Waste Manifest / Bill of Lading

UNIFORM HAZARDOUS WASTE MANIFEST		1. Generator ID Number NYD981080112	2. Page 1 of 1	3. Emergency Response Phone 800-577-4567	4. Manifest Tracking Number 003543026 FLE		
5. Generator's Name and Mailing Address NYSDEC 1160 WESTCOTT ROAD SCHENECTADY NY 12306 Generator's Phone: 518 357-2348			Generator's Site Address (if different than mailing address) 1205 CENTRAL AVE. COLONIE, NY 12205				
6. Transporter 1 Company Name ENVIRONMENTAL PROD & SVCS OF VT, INC.			U.S. EPA ID Number NYR000115733				
7. Transporter 2 Company Name			U.S. EPA ID Number				
8. Designated Facility Name and Site Address CYCLE CHEM, INC. 650 INDUSTRIAL DR LEWISBERRY PA 17339 Facility's Phone: (717) 938-4700			U.S. EPA ID Number PAD067098822				
GENERATOR	9a. HM	9b. U.S. DOT Description (including Proper Shipping Name, Hazard Class, ID Number, and Packing Group (if any))	10. Containers No. Type		11. Total Quantity	12. Unit Wt./Vol.	13. Waste Codes
		RQ HAZARDOUS WASTE LIQUID, N.O.S. (TETRACHLOROETHYLENE), 9, UN3082, III		DM		G	D039 F002
		RQ HAZARDOUS WASTE SOLID, N.O.S. (TETRACHLOROETHYLENE), 9, UN3077, III	1	DM		P	D039 F002
		3.					D039
		4.					
14. Special Handling Instructions and Additional Information 1. 715010-B-WR3 -ERG#171 - X GAL - JOB#A3280 POMA15037 2. 715010-A-SSM -ERG#171 - X GAL 3. 4.							
15. GENERATOR'S/OFFEROR'S CERTIFICATION: I hereby declare that the contents of this consignment are fully and accurately described above by the proper shipping name, and are classified, packaged, marked and labeled/placarded, and are in all respects in proper condition for transport according to applicable international and national governmental regulations. If export shipment and I am the Primary Exporter, I certify that the contents of this consignment conform to the terms of the attached EPA Acknowledgment of Consent. I certify that the waste minimization statement identified in 40 CFR 262.27(a) (if I am a large quantity generator) or (b) (if I am a small quantity generator) is true.							
Generator's/Offeror's Printed/Typed Name Amos A. Roberts			Signature [Signature]		Month Day Year 5 12 11		
INT'L	16. International Shipments <input type="checkbox"/> Import to U.S. <input type="checkbox"/> Export from U.S. Port of entry/exit: _____ Transporter signature (for exports only): _____ Date leaving U.S.: _____						
	17. Transporter Acknowledgment of Receipt of Materials						
TRANSPORTER	Transporter 1 Printed/Typed Name [Signature]			Signature [Signature]		Month Day Year 5 12 11	
	Transporter 2 Printed/Typed Name			Signature		Month Day Year	
DESIGNATED FACILITY	18. Discrepancy						
	18a. Discrepancy Indication Space <input type="checkbox"/> Quantity <input type="checkbox"/> Type <input type="checkbox"/> Residue <input type="checkbox"/> Partial Rejection <input type="checkbox"/> Full Rejection						
	Manifest Reference Number:						
	18b. Alternate Facility (or Generator)			U.S. EPA ID Number			
	Facility's Phone:						
18c. Signature of Alternate Facility (or Generator)							
Month Day Year							
19. Hazardous Waste Report Management Method Codes (i.e., codes for hazardous waste treatment, disposal, and recycling systems)							
1.		2.		3.		4.	
20. Designated Facility Owner or Operator: Certification of receipt of hazardous materials covered by the manifest except as noted in Item 18a							
Printed/Typed Name			Signature		Month Day Year		



COPY

Cycle Chem, Inc.

217 South First St.
Elizabeth, NJ 07206
Phone: (908) 355-5800
Fax: (908) 355-0562

550 Industrial Drive
Lewisberry, PA 17339
Phone: (717) 938-4700
Fax: (717) 938-3301

General Chemical Corporation

133-138 Leland Avenue
Framingham, MA 01702
Phone: (508) 827-5000
Fax: (508) 875-5271

LAND DISPOSAL RESTRICTION NOTIFICATION AND CERTIFICATION FORM

Generator Name: NYSDEC

Generator EPA ID #: NYD981080112

Manifest #: 003543026FLE

This land disposal restriction (LDR) notification must be submitted with the initial shipment of all new waste streams. Due to revised LDR notification requirements effective after August 23, 1998, previously approved waste streams will require re-notification on this form with the first shipment after that date. Subsequent notification is not required unless the waste stream changes.

(1) WASTE STREAM INFORMATION

Box A: Check this box if this LDR certification has been supplied with a previous shipment. Additional information and certification is not required on this form.

Box B: Indicate if waste stream is a wastewater (WW) or non-wastewater (NWW) (aqueous waste streams containing < 1% total organic carbon (TOC) and < 1% total suspended solids (TSS) are wastewaters. All other streams are non-wastewaters).

Box C: List all EPA waste codes and subcategory reference letters (if applicable). Alternatively, attach and reference additional pages (e.g. profiles or lab pack slips) containing required information.

Line #	A	B	C
	Previously shipped LDR on file	NWW / WW	EPA Waste Codes and subcategory reference letter (if applicable)
A	Yes	NWW	D039, F002
B	Yes	NWW	D039, F002
C			
D			

Subcategory Reference Letters (EPA codes not listed here do not have subcategories)

D001	A	Ignitable characteristic wastes, except high TOC ignitable liquids subcategory
D001	B	High TOC (> 10%) ignitable liquid subcategory
D003	A	Reactive sulfide subcategory
D003	B	Reactive cyanide subcategory
D003	C	Water reactive subcategory
D003	D	Other reactive subcategory
D006	A	Cadmium non-battery subcategory
D006	B	Cadmium containing batteries subcategory
D008	A	Lead non-battery subcategory
D008	B	Lead acid batteries subcategory
D009	A	High mercury organic subcategory (> 260 PPM Total Mercury)
D009	B	High mercury inorganic subcategory (> 260 PPM Total Mercury)
D009	C	Low mercury subcategory (< 260 PPM Total Mercury)
D009	D	Mercury wastewater subcategory

(2) SPENT SOLVENT WASTE CONSTITUENTS

Circle applicable waste code(s) and constituent(s) for each manifest line item containing EPA spent solvent waste codes F001-F005.

A B C D ____ F001 (A)B C D X F002 A B C D ____ F003 A B C D ____ F004 A B C D ____ F005

A B C D ____ -acetone	A B C D ____ -ethyl ether
A B C D ____ -benzene	A B C D ____ -methanol
A B C D ____ -n-butyl alcohol	A B C D ____ -methylene chloride
A B C D ____ -iso-butyl alcohol	A B C D ____ -methyl ethyl ketone
A B C D ____ -carbon disulfide	A B C D ____ -methyl isobutyl ketone
A B C D ____ -carbon tetrachloride	A B C D ____ -nitrobenzene
A B C D ____ -chlorobenzene	A B C D ____ -pyridine
A B C D ____ -m-cresol	<u>(A)B</u> C D <u>X</u> -tetrachloroethylene
A B C D ____ -o-cresol	A B C D ____ -toluene
A B C D ____ -p-cresol	A B C D ____ -1,1,1-trichloroethane
A B C D ____ -cresylic acid	A B C D ____ -1,1,2-trichloroethane
A B C D ____ -cyclohexanone	A B C D ____ -trichloroethylene
A B C D ____ -o-dichlorobenzene	A B C D ____ -trichloromono-fluoromethane
A B C D ____ -ethyl acetate	A B C D ____ -1,1,2-trichloro-1,2,2-trifluoroethane
A B C D ____ -ethyl benzene	A B C D ____ -xylenes

(3) UNDERLYING HAZARDOUS CONSTITUENTS

For characteristically hazardous waste streams (EPA codes D001-D043), please list all underlying hazardous constituents as defined in 40 CFR 268.2(i) that are present at concentrations exceeding the universal treatment standards listed in 40 CFR 268.48 (F001-F005 constituents identified in section (2) and specific constituents for EPA U, P-, and D004-D043 codes listed in section (1) do not need to be listed in this section).

A. _____ X None Present
A. _____ X None Present
A. _____ None Present
A. _____ None Present

(4) HOW MUST THESE WASTE STREAMS BE MANAGED?

For each manifest line item, circle applicable treatment/requirement. For contaminated soil, circle applicable choice as indicated.

A B C D ____ This waste is non-hazardous per 40 CFR 261, and is not restricted from land disposal under 40 CFR subpart D.

(A)B C D ____ This is an EPA hazardous waste that is not a contaminated soil or hazardous debris. Waste must be treated to the appropriate treatment standard set forth in 40 CFR subpart D prior to land disposal.

A B C D ____ This is a hazardous debris (> 60mm/2.36 inch) and is subject to the alternative treatment standards of 40 CFR 268.45.

A B C D ____ This is a hazardous waste contaminated soil. This contaminated soil does/does not ^(circle one) contain listed hazardous wastes and does/does not ^(circle one) exhibit a characteristic of hazardous waste and is subject to/complies with ^(circle one) the soil treatment standards as provided by 268.49(c) or the universal treatment standards.

A B C D ____ This is an EPA hazardous waste that meets all applicable treatment standards set forth in 40 CFR 268 subpart D, and can be landfilled without further treatment. I certify under penalty of law that I have personally examined and am familiar with the waste through analysis and testing or thorough knowledge of the waste to support this certification that the waste complies with the treatment standards specified in 40 CFR Part 268 Subpart D and all applicable prohibitions set forth in 40 CFR 268.32 or RCRA section 3004(d). I believe that the information I submitted is true, accurate and complete. I am aware that there are significant penalties for submitting a false certification, including the possibility of a fine and imprisonment.

(5) CERTIFICATION

I certify that all information on this and all associated documents is complete and accurate to the best of my knowledge.

Signature: _____ Title: _____

Printed Name: _____ Date: _____

Print or type. (Form designed for use on elite (12-pitch) typewriter.)

UNIFORM HAZARDOUS WASTE MANIFEST		1. Generator ID Number NYD981080112		2. Page 1 of 1	3. Emergency Response Phone 800-577-4557		4. Manifest Tracking Number 003343027 FLE			
		Generator's Site Address (if different than mailing address) 1205 CENTRAL AVE. COLONIE, NY 12205								
5. Generator's Name and Mailing Address NYSDOC 1180 WESTCOTT ROAD SCHENECTADY NY 12206					U.S. EPA ID Number NYR000115733					
6. Generator's Phone: 516 357-2348					U.S. EPA ID Number					
7. Transporter 1 Company Name ENVIRONMENTAL PROD & SVCS OF VT, INC.					U.S. EPA ID Number					
8. Designated Facility Name and Site Address CYCLE CHEM. INC. 550 INDUSTRIAL DR LEWISBERRY PA 17339					U.S. EPA ID Number PAD067098822					
Facility's Phone: (717) 938-4700										
9a. HM	9b. U.S. DOT Description (including Proper Shipping Name, Hazard Class, ID Number, and Packing Group (if any)) NO HAZARDOUS WASTE SOLID, NO S. (TETRACHLOROETHYLENE), 3, UN3077, 30			10. Containers		11. Total Quantity	12. Unit Wt./Vol.	13. Waste Codes D030 F002		
				No.	Type					
14. Special Handling Instructions and Additional Information 1. TIEBIG-A-SSM - ETC#171 - X GAL - JOP#A3290 PO#A15551										
15. GENERATOR'S/OFFEROR'S CERTIFICATION: I hereby declare that the contents of this consignment are fully and accurately described above by the proper shipping name, and are classified, packaged, marked and labeled/placarded, and are in all respects in proper condition for transport according to applicable international and national governmental regulations. If export shipment and I am the Primary Exporter, I certify that the contents of this consignment conform to the terms of the attached EPA Acknowledgment of Consent. I certify that the waste minimization statement identified in 40 CFR 262.27(a) (if I am a large quantity generator) or (b) (if I am a small quantity generator) is true.										
Generator's/Officer's Printed/Typed Name				Signature				Month	Day	Year
16. International Shipments <input type="checkbox"/> Import to U.S. <input type="checkbox"/> Export from U.S. Port of entry/exit: _____ Date leaving U.S.: _____										
17. Transporter Acknowledgment of Receipt of Materials										
Transporter 1 Printed/Typed Name				Signature				Month	Day	Year
Transporter 2 Printed/Typed Name				Signature				Month	Day	Year
18. Discrepancy										
18a. Discrepancy Indication Space <input type="checkbox"/> Quantity <input type="checkbox"/> Type <input type="checkbox"/> Residue <input type="checkbox"/> Partial Rejection <input type="checkbox"/> Full Rejection										
Manifest Reference Number: _____ U.S. EPA ID Number _____										
18b. Alternate Facility (or Generator)										
Facility's Phone: _____ Month _____ Day _____ Year _____										
18c. Signature of Alternate Facility (or Generator)										
19. Hazardous Waste Report Management Method Codes (i.e., codes for hazardous waste treatment, disposal, and recycling systems)										
1. _____		2. _____		3. _____		4. _____				
20. Designated Facility Owner or Operator: Certification of receipt of hazardous materials covered by the manifest except as noted in Item 18a										
Printed/Typed Name				Signature				Month	Day	Year



COPY

Cycle Chem, Inc.**General Chemical Corporation**

217 South First St.
Elizabeth, NJ 07206
Phone: (908) 355-5900
Fax: (908) 355-0562

550 Industrial Drive
Lewisberry, PA 17339
Phone: (717) 938-4700
Fax: (717) 938-3301

133-138 Leland Avenue
Framingham, MA 01702
Phone: (508) 827-5000
Fax: (508) 875-5271

LAND DISPOSAL RESTRICTION NOTIFICATION AND CERTIFICATION FORM

Generator Name: NYSDCL**Generator EPA ID #:** NYD981080112**Manifest #:** 003543027FLE

This land disposal restriction (LDR) notification must be submitted with the initial shipment of all new waste streams. Due to revised LDR notification requirements effective after August 23, 1998, previously approved waste streams will require re-notification on this form with the first shipment after that date. Subsequent notification is not required unless the waste stream changes.

(1) WASTE STREAM INFORMATION

Box A: Check this box if this LDR certification has been supplied with a previous shipment. Additional information and certification is not required on this form.

Box B: Indicate if waste stream is a wastewater (WW) or non-wastewater (NWW) (aqueous waste streams containing < 1% total organic carbon (TOC) and < 1% total suspended solids (TSS) are wastewaters. All other streams are non-wastewaters).

Box C: List all EPA waste codes and subcategory reference letters (if applicable). Alternatively, attach and reference additional pages (e.g. profiles or lab pack slips) containing required information.

	A	B	C
Line #	Previously shipped LDR on file	NWW / WW	EPA Waste Codes and subcategory reference letter (if applicable)
A	Yes	NWW	D039, F002
B			
C			
D			

Subcategory Reference Letters (EPA codes not listed here do not have subcategories)

D001	A	Ignitable characteristic wastes, except high TOC ignitable liquids subcategory
D001	B	High TOC (> 10%) ignitable liquid subcategory
D003	A	Reactive sulfide subcategory
D003	B	Reactive cyanide subcategory
D003	C	Water reactive subcategory
D003	D	Other reactive subcategory
D006	A	Cadmium non-battery subcategory
D006	B	Cadmium containing batteries subcategory
D008	A	Lead non-battery subcategory
D008	B	Lead acid batteries subcategory
D009	A	High mercury organic subcategory (> 260 PPM Total Mercury)
D009	B	High mercury inorganic subcategory (> 260 PPM Total Mercury)
D009	C	Low mercury subcategory (< 260 PPM Total Mercury)
D009	D	Mercury wastewater subcategory

(2) SPENT SOLVENT WASTE CONSTITUENTS

Circle applicable waste code(s) and constituent(s) for each manifest line item containing EPA spent solvent waste codes F001-F005.

A B C D ____ F001	<u>A</u> B C D <u>X</u> F002	A B C D ____ F003	A B C D ____ F004	A B C D ____ F005
A B C D ____ -acetone	A B C D ____ -ethyl ether			
A B C D ____ -benzene	A B C D ____ -methanol			
A B C D ____ -n-butyl alcohol	A B C D ____ -methylene chloride			
A B C D ____ -iso-butyl alcohol	A B C D ____ -methyl ethyl ketone			
A B C D ____ -carbon disulfide	A B C D ____ -methyl isobutyl ketone			
A B C D ____ -carbon tetrachloride	A B C D ____ -nitrobenzene			
A B C D ____ -chlorobenzene	A B C D ____ -pyridine			
A B C D ____ -m-cresol	<u>A</u> B C D <u>X</u> -tetrachloroethylene			
A B C D ____ -o-cresol	A B C D ____ -toluene			
A B C D ____ -p-cresol	A B C D ____ -1,1,1-trichloroethane			
A B C D ____ -cresylic acid	A B C D ____ -1,1,2-trichloroethane			
A B C D ____ -cyclohexanone	A B C D ____ -trichloroethylene			
A B C D ____ -o-dichlorobenzene	A B C D ____ -trichloromonofluoromethane			
A B C D ____ -ethyl acetate	A B C D ____ -1,1,2-trichloro-1,2,2-trifluoroethane			
A B C D ____ -ethyl benzene	A B C D ____ -xylenes			

(3) UNDERLYING HAZARDOUS CONSTITUENTS

For characteristically hazardous waste streams (EPA codes D001-D043), please list all underlying hazardous constituents as defined in 40 CFR 268(2)(i) that are present at concentrations exceeding the universal treatment standards listed in 40 CFR 268.48 (F001-F005 constituents identified in section (2) and specific constituents for EPA U-, P-, and D004-D043 codes listed in section (1) do not need to be listed in this section).

A. _____	<u>X</u> None Present
A. _____	None Present
A. _____	None Present
A. _____	None Present

(4) HOW MUST THESE WASTE STREAMS BE MANAGED?

For each manifest line item, circle applicable treatment/requirement. For contaminated soil, circle applicable choice as indicated.

A B C D ____ This waste is non-hazardous per 40 CFR 261, and is not restricted from land disposal under 40 CFR subpart D.

A B C D ____ This is an EPA hazardous waste that is not a contaminated soil or hazardous debris. Waste must be treated to the appropriate treatment standard set forth in 40 CFR subpart D prior to land disposal.

A B C D ____ This is a hazardous debris (> 60mm/2.36 inch) and is subject to the alternative treatment standards of 40 CFR 268.45.

A B C D ____ This is a hazardous waste contaminated soil. This contaminated soil does/does not ^(circle one) contain listed hazardous wastes and does/does not ^(circle one) exhibit a characteristic of hazardous waste and is subject to/complies with ^(circle one) the soil treatment standards as provided by 268.49(c) or the universal treatment standards.

A B C D ____ This is an EPA hazardous waste that meets all applicable treatment standards set forth in 40 CFR 268 subpart D, and can be landfilled without further treatment. I certify under penalty of law that I have personally examined and am familiar with the waste through analysis and testing or thorough knowledge of the waste to support this certification that the waste complies with the treatment standards specified in 40 CFR Part 268 Subpart D and all applicable prohibitions set forth in 40 CFR 268.32 or RCRA section 3004(d). I believe that the information I submitted is true, accurate and complete. I am aware that there are significant penalties for submitting a false certification, including the possibility of a fine and imprisonment.

(5) CERTIFICATION

I certify that all information on this and all associated documents is complete and accurate to the best of my knowledge.

Signature: _____ Title: _____

Printed Name: _____ Date: _____

UNIFORM HAZARDOUS WASTE MANIFEST		1. Generator ID Number NYD981080112		2. Page 1 of 1		3. Emergency Response Phone 800-577-4557		4. Manifest Tracking Number 003543028 FLE															
		5. Generator's Name and Mailing Address NYSDEC 1160 WESTCOTT ROAD SCHENECTADY NY 12306 Generator's Phone: 518 357-2348						Generator's Site Address (if different than mailing address) 1205 CENTRAL AVE. COLONIE, NY 12205															
GENERATOR		6. Transporter 1 Company Name ENVIRONMENTAL PROD & SVCS OF VT, INC.						U.S. EPA ID Number NYR000115733															
		7. Transporter 2 Company Name						U.S. EPA ID Number															
DESIGNATED FACILITY		8. Designated Facility Name and Site Address CYCLE CHEM, INC. 550 INDUSTRIAL DR LEWISBERRY PA 17339 Facility's Phone: (717) 838-4700						U.S. EPA ID Number PAD067098822															
		9a. HM						9b. U.S. DOT Description (including Proper Shipping Name, Hazard Class, ID Number, and Packing Group (if any))		10. Containers		11. Total Quantity		12. Unit Wt./Vol.		13. Waste Codes							
TRANSPORTER								No.		Type				G		D039		F002					
DESIGNATED FACILITY																							
DESIGNATED FACILITY																							
DESIGNATED FACILITY																							
DESIGNATED FACILITY																							
DESIGNATED FACILITY																							
DESIGNATED FACILITY																							
DESIGNATED FACILITY																							
DESIGNATED FACILITY																							
DESIGNATED FACILITY																							
DESIGNATED FACILITY																							
DESIGNATED FACILITY																							
DESIGNATED FACILITY																							
DESIGNATED FACILITY																							
DESIGNATED FACILITY																							
DESIGNATED FACILITY																							
DESIGNATED FACILITY																							
DESIGNATED FACILITY																							
DESIGNATED FACILITY																							
DESIGNATED FACILITY																							
DESIGNATED FACILITY																							
DESIGNATED FACILITY																							
DESIGNATED FACILITY																							
DESIGNATED FACILITY																							
DESIGNATED FACILITY																							
DESIGNATED FACILITY																							
DESIGNATED FACILITY																							
DESIGNATED FACILITY																							
DESIGNATED FACILITY																							
DESIGNATED FACILITY																							
DESIGNATED FACILITY																							
DESIGNATED FACILITY																							
DESIGNATED FACILITY																							
DESIGNATED FACILITY																							
DESIGNATED FACILITY																							
DESIGNATED FACILITY																							
DESIGNATED FACILITY																							
DESIGNATED FACILITY																							
DESIGNATED FACILITY																							
DESIGNATED FACILITY																							
DESIGNATED FACILITY																							
DESIGNATED FACILITY																							
DESIGNATED FACILITY																							
DESIGNATED FACILITY																							
DESIGNATED FACILITY																							
DESIGNATED FACILITY																							
DESIGNATED FACILITY																							
DESIGNATED FACILITY																							
DESIGNATED FACILITY																							
DESIGNATED FACILITY																							
DESIGNATED FACILITY																							
DESIGNATED FACILITY																							



COPY

Cycle Chem, Inc.

217 South First St.
Elizabeth, NJ 07208
Phone: (908) 355-5900
Fax: (908) 355-0562

550 Industrial Drive
Lewisberry, PA 17339
Phone: (717) 938-4700
Fax: (717) 938-3301

General Chemical Corporation

133-138 Leland Avenue
Framingham, MA 01702
Phone: (508) 827-5000
Fax: (508) 875-5271

LAND DISPOSAL RESTRICTION NOTIFICATION AND CERTIFICATION FORM

Generator Name: NYSOEC

Generator EPA ID #: NYD981080112

Manifest #: 003543028 FLE

This land disposal restriction (LDR) notification must be submitted with the initial shipment of all new waste streams. Due to revised LDR notification requirements effective after August 23, 1998, previously approved waste streams will require re-notification on this form with the first shipment after that date. Subsequent notification is not required unless the waste stream changes.

(1) WASTE STREAM INFORMATION

Box A: Check this box if this LDR certification has been supplied with a previous shipment. Additional information and certification is not required on this form.

Box B: Indicate if waste stream is a wastewater (WW) or non-wastewater (NWW) (aqueous waste streams containing < 1% total organic carbon (TOC) and < 1% total suspended solids (TSS) are wastewaters. All other streams are non-wastewaters).

Box C: List all EPA waste codes and subcategory reference letters (if applicable). Alternatively, attach and reference additional pages (e.g. profiles or lab pack slips) containing required information.

Line #	A	B	C
	Previously shipped LDR on file	NWW / WW	EPA Waste Codes and subcategory reference letter (if applicable)
A	Yes	NWW	D039, F002
B			
C			
D			

Subcategory Reference Letters (EPA codes not listed here do not have subcategories)

D001	A	Ignitable characteristic wastes, except high TOC ignitable liquids subcategory
D001	B	High TOC (> 10%) ignitable liquid subcategory
D003	A	Reactive sulfide subcategory
D003	B	Reactive cyanide subcategory
D003	C	Water reactive subcategory
D003	D	Other reactive subcategory
D006	A	Cadmium non-battery subcategory
D006	B	Cadmium containing batteries subcategory
D008	A	Lead non-battery subcategory
D008	B	Lead acid batteries subcategory
D009	A	High mercury organic subcategory (> 260 PPM Total Mercury)
D009	B	High mercury inorganic subcategory (> 260 PPM Total Mercury)
D009	C	Low mercury subcategory (< 260 PPM Total Mercury)
D009	D	Mercury wastewater subcategory

(2) SPENT SOLVENT WASTE CONSTITUENTS

Circle applicable waste code(s) and constituent(s) for each manifest line item containing EPA spent solvent waste codes F001-F005.

A B C D ____ F001	<input checked="" type="checkbox"/> A <input checked="" type="checkbox"/> B <input checked="" type="checkbox"/> C <input checked="" type="checkbox"/> D ____ F002	A B C D ____ F003	A B C D ____ F004	A B C D ____ F005
A B C D ____ -acetone	A B C D ____ -ethyl ether			
A B C D ____ -benzene	A B C D ____ -methanol			
A B C D ____ -n-butyl alcohol	A B C D ____ -methylene chloride			
A B C D ____ -iso-butyl alcohol	A B C D ____ -methyl ethyl ketone			
A B C D ____ -carbon disulfide	A B C D ____ -methyl isobutyl ketone			
A B C D ____ -carbon tetrachloride	A B C D ____ -nitrobenzene			
A B C D ____ -chlorobenzene	A B C D ____ -pyridine			
A B C D ____ -m-cresol	<input checked="" type="checkbox"/> A <input checked="" type="checkbox"/> B <input checked="" type="checkbox"/> C <input checked="" type="checkbox"/> D ____ -tetrachloroethylene			
A B C D ____ -o-cresol	A B C D ____ -toluene			
A B C D ____ -p-cresol	A B C D ____ -1,1,1-trichloroethane			
A B C D ____ -cresylic acid	A B C D ____ -1,1,2-trichloroethane			
A B C D ____ -cyclohexanone	A B C D ____ -trichloroethylene			
A B C D ____ -o-dichlorobenzene	A B C D ____ -trichloromono-fluoromethane			
A B C D ____ -ethyl acetate	A B C D ____ -1,1,2-trichloro-1,2,2-trifluoroethane			
A B C D ____ -ethyl benzene	A B C D ____ -xylenes			

(3) UNDERLYING HAZARDOUS CONSTITUENTS

For characteristically hazardous waste streams (EPA codes D001-D043), please list all underlying hazardous constituents as defined in 40 CFR 268.2(i) that are present at concentrations exceeding the universal treatment standards listed in 40 CFR 268.48 (F001-F005 constituents identified in section (2) and specific constituents for EPA U-, P-, and D004-D043 codes listed in section (1) do not need to be listed in this section).

A. _____	<input checked="" type="checkbox"/> None Present
A. _____	None Present
A. _____	None Present
A. _____	None Present

(4) HOW MUST THESE WASTE STREAMS BE MANAGED?

For each manifest line item, circle applicable treatment/requirement. For contaminated soil, circle applicable choice as indicated.

A B C D ____ This waste is non-hazardous per 40 CFR 261, and is not restricted from land disposal under 40 CFR subpart D.

☒ A B C D ____ This is an EPA hazardous waste that is not a contaminated soil or hazardous debris. Waste must be treated to the appropriate treatment standard set forth in 40 CFR subpart D prior to land disposal.

A B C D ____ This is a hazardous debris (> 60mm/2.36 inch) and is subject to the alternative treatment standards of 40 CFR 268.45.

A B C D ____ This is a hazardous waste contaminated soil. This contaminated soil does/does not ^(circle one) contain listed hazardous wastes and does/does not ^(circle one) exhibit a characteristic of hazardous waste and is subject to/complies with ^(circle one) the soil treatment standards as provided by 268.49(c) or the universal treatment standards.

A B C D ____ This is an EPA hazardous waste that meets all applicable treatment standards set forth in 40 CFR 268 subpart D, and can be landfilled without further treatment. I certify under penalty of law that I have personally examined and am familiar with the waste through analysis and testing or thorough knowledge of the waste to support this certification that the waste complies with the treatment standards specified in 40 CFR Part 268 Subpart D and all applicable prohibitions set forth in 40 CFR 268.32 or RCRA section 3004(d). I believe that the information I submitted is true, accurate and complete. I am aware that there are significant penalties for submitting a false certification, including the possibility of a fine and imprisonment.

(5) CERTIFICATION

I certify that all information on this and all associated documents is complete and accurate to the best of my knowledge.

Signature: _____ Title: _____

Printed Name: _____ Date: _____

Appendix C

M.J. Engineering Survey

Appendix D

Monitoring Well Development Logs and Purging/Sampling Forms



EA Engineering PC and its Affiliate,
EA Science and Technology

GROUNDWATER SAMPLING PURGE FORM

Well I.D.: MW-01	EA Personnel: A Buboltz / R Peterson	Client: NY DEC
Location: Damshire Cleaners	Well Condition: Good	Weather: Sunny ~50 degrees F
Sounding Method: Solinst Interface Probe	Gauge Date: 25-May-11	Measurement Ref: Top of casing
Stick Up/Down (ft): Down	Gauge Time: 7:25	Well Diameter (in): 1 inch

Purge Date: 25-May-11	Purge Time: 7:30
Purge Method: Low Flow	Field Technician: A Buboltz / R Peterson

Well Volume		
A. Well Depth (ft): 10.74	D. Well Volume (ft): 0.0976839	Depth/Height of Top of PVC:
B. Depth to Water (ft): 2.78	E. Well Volume (gal) C*D): 0.7306755	Pump Type: Parastaltic
C. Liquid Depth (ft) (A-B): 7.96	F. Five Well Volumes (gal) (E3): 3.6533777	Pump Designation: Geopump

Water Quality Parameters									
Time (hrs)	DTW (ft btoc)	Volume (gallons)	Rate (gpm)	pH (pH units)	ORP (mV)	Temperature (oC)	Conductivity (mS/cm)	DO (ug/L)	Turbidity (ntu)
7:38	n/a	0.21	0.07	6.85	-48	15.93	0.589	0.00	>800
7:41	n/a	0.42	0.07	6.98	-103	13.43	0.719	0.00	>800
7:44	n/a	0.63	0.07	6.98	-107	13.56	0.781	0.00	>800
7:47	n/a	0.84	0.07	7.05	-115	13.85	0.908	0.00	>800
7:50	n/a	1.05	0.07	7.15	-86	13.89	1.390	0.00	>800
7:53	n/a	1.26	0.07	7.27	-82	13.91	0.919	10.92	>800
7:57	n/a	1.54	0.07	7.22	-80	13.60	1.130	11.41	>800
8:00	n/a	1.75	0.07	7.15	-79	12.93	1.240	11144	>800
8:03	n/a	1.96	0.07	7.21	-79	15.18	0.959	10.53	>800
8:06	n/a	2.17	0.07	7.27	-78	13.32	1.020	9.89	>800

Total Quantity of Water Removed (gal):	~2	Sampling Time:	8:45
Samplers:	AB/RP	Split Sample With:	n/a
Sampling Date:	25-May-11	Sample Type:	GW

COMMENTS AND OBSERVATIONS: Could not gauge wells during purge due to small diameter of well, tubing
Bailed well to collect VOC sample; turbidity high in samples



EA Engineering PC and its Affiliate,
EA Science and Technology

GROUNDWATER SAMPLING PURGE FORM

Well I.D.: MW-02	EA Personnel: A Buboltz / R Peterson	Client: NY DEC
Location: Damshire Cleaners	Well Condition: Good	Weather: Sunny
Sounding Method: Solinst Interface Probe	Gauge Date: 25-May-11	Measurement Ref: Top of casing
Stick Up/Down (ft): Down	Gauge Time: 10:50	Well Diameter (in): 1.5 inches

Purge Date: 25-May-11	Purge Time: 10:55
Purge Method: Low Flow	Field Technician: A Buboltz / R Peterson

Well Volume		
A. Well Depth (ft): 13.8	D. Well Volume (ft): 0.1141282	Depth/Height of Top of PVC:
B. Depth to Water (ft): 4.5	E. Well Volume (gal) C*D): 0.8536787	Pump Type: Parastaltic
C. Liquid Depth (ft) (A-B): 9.3	F. Five Well Volumes (gal) (E3): 4.2683936	Pump Designation: Geopump

Water Quality Parameters									
Time (hrs)	DTW (ft btoc)	Volume (gallons)	Rate (gpm)	pH (pH units)	ORP (mV)	Temperature (oC)	Conductivity (mS/cm)	DO (ug/L)	Turbidity (ntu)
10:58	n/a	0.3	0.1	7.43	-29	16.53	0.707	10.96	>800
11:01	n/a	0.6	0.1	7.43	-27	16.51	0.647	11.12	>800
11:04	n/a	0.9	0.1	7.20	-45	16.26	0.588	10.49	>800
11:07	n/a	1.2	0.1	7.23	-50	15.96	0.559	10.44	>800
11:10	n/a	1.5	0.1	7.16	-62	16.64	0.578	9.86	>800
11:13	n/a	1.8	0.1	7.12	-64	16.83	0.581	9.93	>800
11:16	n/a	2.1	0.1	7.10	-68	16.80	0.613	9.73	>800
11:19	n/a	2.4	0.1	7.13	-69	15.62	0.580	10.14	>800
11:22	n/a	2.7	0.1	7.12	-70	14.95	0.582	10.38	>800
11:25	n/a	3	0.1	7.11	-71	15.10	0.580	10.27	>800

Total Quantity of Water Removed (gal):	~3	Sampling Time:	1310
Samplers:	AB/RP	Split Sample With:	n/a
Sampling Date:	25-May-11	Sample Type:	GW

COMMENTS AND OBSERVATIONS: Could not gauge wells during purge due to small diameter of well, tubing
Bailed well to collect VOC sample; turbidity high in samples



EA Engineering PC and its Affiliate,
EA Science and Technology

GROUNDWATER SAMPLING PURGE FORM

Well I.D.: MW-03	EA Personnel: A Buboltz / R Peterson	Client: NY DEC
Location: Damshire Cleaners	Well Condition: Good	Weather: Sunny
Sounding Method: Solinst Interface Probe	Gauge Date: 25-May-11	Measurement Ref: Top of casing
Stick Up/Down (ft): Down	Gauge Time: 9:45	Well Diameter (in): 1.5 inches

Purge Date: 25-May-11	Purge Time: 9:46
Purge Method: Low Flow	Field Technician: A Buboltz / R Peterson

Well Volume		
A. Well Depth (ft): 9.48	D. Well Volume (ft): 0.0748583	Depth/Height of Top of PVC:
B. Depth to Water (ft): 3.38	E. Well Volume (gal) C*D): 0.5599398	Pump Type: Parastaltic
C. Liquid Depth (ft) (A-B): 6.1	F. Five Well Volumes (gal) (E3): 2.799699	Pump Designation: Geopump

Water Quality Parameters									
Time (hrs)	DTW (ft btoc)	Volume (gallons)	Rate (gpm)	pH (pH units)	ORP (mV)	Temperature (oC)	Conductivity (mS/cm)	DO (ug/L)	Turbidity (ntu)
9:49	n/a	0.3	0.1	8.01	38	15.53	0.510	10.17	>800
9:52	n/a	0.6	0.1	7.52	-13	15.88	0.313	10.27	>800
9:55	n/a	0.9	0.1	7.55	-14	15.15	0.325	9.42	>800
9:58	n/a	1.2	0.1	7.40	-30	14.99	0.345	10.15	>800
10:01	n/a	1.5	0.1	7.42	-32	14.85	0.368	10.64	>800
10:04	n/a	1.8	0.1	7.40	-38	14.73	0.391	11.28	>800
10:07	n/a	2.1	0.1	7.40	-37	14.71	0.445	10.78	>800
10:10	n/a	2.4	0.1	7.37	-40	14.56	0.477	10.79	>800
10:13	n/a	2.7	0.1	7.40	-37	14.54	0.470	11.32	>800

Total Quantity of Water Removed (gal):	~3	Sampling Time:	1120
Samplers:	AB/RP	Split Sample With:	
Sampling Date:	25-May-11	Sample Type:	GW

COMMENTS AND OBSERVATIONS: Could not gauge wells during purge due to small diameter of well, tubing
Bailed well to collect VOC sample; turbidity high in samples



EA Engineering PC and its Affiliate,
EA Science and Technology

GROUNDWATER SAMPLING PURGE FORM

Well I.D.: MW-04	EA Personnel: A Buboltz / R Peterson	Client: NY DEC
Location: Damshire Cleaners	Well Condition: Good	Weather: Sunny
Sounding Method: Solinst Interface Probe	Gauge Date: 25-May-11	Measurement Ref: Top of casing
Stick Up/Down (ft): Down	Gauge Time: 10:18	Well Diameter (in): 1.5 inches

Purge Date: 25-May-11	Purge Time: 10:20
Purge Method: Low Flow	Field Technician: A Buboltz / R Peterson

Well Volume		
A. Well Depth (ft): 14.52	D. Well Volume (ft): 0.1356039	Depth/Height of Top of PVC:
B. Depth to Water (ft): 3.47	E. Well Volume (gal) C*D): 1.0143172	Pump Type: Parastaltic
C. Liquid Depth (ft) (A-B): 11.05	F. Five Well Volumes (gal) (E3): 5.0715859	Pump Designation: Geopump

Water Quality Parameters									
Time (hrs)	DTW (ft btoc)	Volume (gallons)	Rate (gpm)	pH (pH units)	ORP (mV)	Temperature (oC)	Conductivity (mS/cm)	DO (ug/L)	Turbidity (ntu)
10:23	n/a	0.3	0.1	7.72	-82	15.04	0.778	10.60	>800
10:26	n/a	0.6	0.1	7.46	-100	15.16	0.780	11.12	>800
10:29	n/a	0.9	0.1	7.49	-101	14.69	0.789	11.36	>800
10:32	n/a	1.2	0.1	7.40	-100	14.65	0.766	10.77	>800
10:35	n/a	1.5	0.1	7.47	-102	14.62	0.777	11.10	>800
10:38	n/a	1.8	0.1	7.41	-111	14.57	0.781	11.55	>800
10:41	n/a	2.1	0.1	7.47	-110	14.51	0.785	10.42	>800
10:44	n/a	2.4	0.1	7.40	-113	14.32	0.786	10.78	>800
10:47	n/a	2.7	0.1	7.39	-116	14.15	0.790	11.35	>800

Total Quantity of Water Removed (gal):	~3	Sampling Time:	11:15
Samplers:	AB/RP	Split Sample With:	
Sampling Date:	25-May-11	Sample Type:	GW

COMMENTS AND OBSERVATIONS: Could not gauge wells during purge due to small diameter of well, tubing
Bailed well to collect VOC sample; turbidity high in samples



EA Engineering PC and its Affiliate,
EA Science and Technology

GROUNDWATER SAMPLING PURGE FORM

Well I.D.: MW-05	EA Personnel: A Buboltz / R Peterson	Client: NY DEC
Location: Damshire Cleaners	Well Condition: Good	Weather: Sunny
Sounding Method: Solinst Interface Probe	Gauge Date: 25-May-11	Measurement Ref: Top of casing
Stick Up/Down (ft): Down	Gauge Time: 9:05	Well Diameter (in): 1.5 inches

Purge Date: 25-May-11	Purge Time: 9:10
Purge Method: Low Flow	Field Technician: A Buboltz / R Peterson

Well Volume		
A. Well Depth (ft): 11.42	D. Well Volume (ft): 0.0903208	Depth/Height of Top of PVC:
B. Depth to Water (ft): 4.06	E. Well Volume (gal) C*D): 0.6755995	Pump Type: Parastaltic
C. Liquid Depth (ft) (A-B): 7.36	F. Five Well Volumes (gal) (E3): 3.3779975	Pump Designation: Geopump

Water Quality Parameters									
Time (hrs)	DTW (ft btoc)	Volume (gallons)	Rate (gpm)	pH (pH units)	ORP (mV)	Temperature (oC)	Conductivity (mS/cm)	DO (ug/L)	Turbidity (ntu)
9:13	n/a	0.3	0.1	7.58	-29	15.12	0.677	11.19	>800
9:16	n/a	0.6	0.1	7.30	84	14.81	0.727	11.51	>800
9:19	n/a	0.9	0.1	7.43	94	14.62	0.754	10.05	>800
9:22	n/a	1.2	0.1	7.41	94	14.53	0.844	10.05	>800
9:25	n/a	1.5	0.1	7.42	-101	14.39	0.889	9.86	>800
9:28	n/a	1.8	0.1	7.44	-101	14.46	0.956	9.62	>800
9:31	n/a	2.1	0.1	7.35	-103	14.12	1.020	11.02	>800
9:34	n/a	2.4	0.1	7.34	-105	14.25	1.080	10.99	>800
9:37	n/a	2.7	0.1	7.41	-101	14.05	1.140	10.44	>800

Total Quantity of Water Removed (gal):	~3	Sampling Time:	1030
Samplers:	AB/RP	Split Sample With:	Duplicate
Sampling Date:	25-May-11	Sample Type:	GW

COMMENTS AND OBSERVATIONS: Could not gauge wells during purge due to small diameter of well, tubing
Bailed well to collect VOC sample; turbidity high in samples



EA Engineering PC and its Affiliate,
EA Science and Technology

GROUNDWATER SAMPLING PURGE FORM

Well I.D.: MW-06	EA Personnel: A Buboltz / R Peterson	Client: NY DEC
Location: Damshire Cleaners	Well Condition: Good	Weather: Sunny
Sounding Method: Solinst Interface Probe	Gauge Date: 25-May-11	Measurement Ref: Top of casing
Stick Up/Down (ft): Down	Gauge Time: 12:15	Well Diameter (in): 1.5 inches

Purge Date: 25-May-11	Purge Time: 12:18
Purge Method: Low Flow	Field Technician: A Buboltz / R Peterson

Well Volume		
A. Well Depth (ft): 22.21	D. Well Volume (ft): 0.2098486	Depth/Height of Top of PVC:
B. Depth to Water (ft): 5.11	E. Well Volume (gal) C*D): 1.5696673	Pump Type: Peristaltic
C. Liquid Depth (ft) (A-B): 17.1	F. Five Well Volumes (gal) (E3): 7.8483366	Pump Designation: Geopump

Water Quality Parameters									
Time (hrs)	DTW (ft btoc)	Volume (gallons)	Rate (gpm)	pH (pH units)	ORP (mV)	Temperature (oC)	Conductivity (mS/cm)	DO (ug/L)	Turbidity (ntu)
12:21	5.29	0.3	0.1	7.74	-116	18.19	0.659	11.20	>800
12:27	5.6	0.6	0.1	7.74	-104	18.78	0.705	10.45	>800
12:30	5.55	0.9	0.1	7.67	-114	17.28	0.712	10.56	>800
12:33	5.52	1.2	0.1	7.62	-119	17.07	0.714	11.28	>800
12:36	5.5	1.5	0.1	7.6	-119	16.25	0.708	10.38	>800
12:39	5.49	1.8	0.1	7.58	-120	15.85	0.711	10.45	>800
12:42	5.47	2.1	0.1	7.57	-122	15.71	0.707	10.82	>800
12:45	5.47	2.4	0.1	7.55	-124	15.85	0.714	9.67	>800
12:48	5.47	2.7	0.1	7.53	-126	15.88	0.715	10.43	>800
12:51	5.47	3	0.1	7.53	-124	16.33	0.713	10.49	619
12:54	5.47	3.3	0.1	7.58	-124	16.26	0.714	9.67	447
12:57	5.47	3.6	0.1	7.52	-129	16.79	0.715	1.48	385

Total Quantity of Water Removed (gal):	~3.5	Sampling Time:	1335
Samplers:	AB/RP	Split Sample With:	n/a
Sampling Date:	25-May-11	Sample Type:	GW

COMMENTS AND OBSERVATIONS: Tubing clogged with sediment at 12:23, stopped pumping to replace tubing
Bailed well to collect VOC sample; turbidity high in samples



EA Engineering PC and its Affiliate,
EA Science and Technology

GROUNDWATER SAMPLING PURGE FORM

Well I.D.: MW-07	EA Personnel: A Buboltz / R Peterson	Client: NY DEC
Location: Damshire Cleaners	Well Condition: Good	Weather: Sunny
Sounding Method: Solinst Interface Probe	Gauge Date: 25-May-11	Measurement Ref: Top of casing
Stick Up/Down (ft): Down	Gauge Time: 13:07	Well Diameter (in): 1.5 inches

Purge Date: 25-May-11	Purge Time: 13:09
Purge Method: Low Flow	Field Technician: A Buboltz / R Peterson

Well Volume		
A. Well Depth (ft): 24.85	D. Well Volume (ft): 0.2299744	Depth/Height of Top of PVC:
B. Depth to Water (ft): 6.11	E. Well Volume (gal) C*D): 1.7202085	Pump Type: Parastaltic
C. Liquid Depth (ft) (A-B): 18.74	F. Five Well Volumes (gal) (E3): 8.6010425	Pump Designation: Geopump

Water Quality Parameters									
Time (hrs)	DTW (ft btoc)	Volume (gallons)	Rate (gpm)	pH (pH units)	ORP (mV)	Temperature (oC)	Conductivity (mS/cm)	DO (ug/L)	Turbidity (ntu)
13:12	6.46	0.12	0.04	7.68	-112	18.95	0.647	10.93	>800
13:15	6.46	0.24	0.04	7.68	-122	18.53	0.628	11.25	>800
13:18	6.46	0.36	0.04	7.60	-135	17.71	0.624	10.09	>800
13:21	6.46	0.48	0.04	7.58	-135	17.70	0.620	10.34	>800
13:24	6.46	0.6	0.04	7.57	-135	17.75	0.619	9.46	>800
13:27	6.46	0.72	0.04	7.54	-137	17.73	0.620	9.44	>800
13:30	6.46	0.84	0.04	7.57	-132	17.70	0.622	9.45	>800
12:33	6.46	0.96	0.04	7.53	-132	17.72	0.621	9.44	>800

Total Quantity of Water Removed (gal):	~1	Sampling Time:	1350
Samplers:	AB/RP	Split Sample With:	n/a
Sampling Date:	25-May-11	Sample Type:	GW

COMMENTS AND OBSERVATIONS:

Bailed well to collect VOC sample; turbidity high in samples



EA Engineering PC and its Affiliate,
EA Science and Technology

GROUNDWATER SAMPLING PURGE FORM

Well I.D.: MW-08	EA Personnel: A Buboltz / R Peterson	Client: NY DEC
Location: Damshire Cleaners	Well Condition: Good	Weather: Sunny
Sounding Method: Solinst Interface Probe	Gauge Date: 25-May-11	Measurement Ref: Top of casing
Stick Up/Down (ft): Down	Gauge Time: 13:40	Well Diameter (in): 1.5 inches

Purge Date: 25-May-11	Purge Time: 13:45
Purge Method: Low Flow	Field Technician: A Buboltz / R Peterson

Well Volume		
A. Well Depth (ft): 27	D. Well Volume (ft): 0.2372148	Depth/Height of Top of PVC:
B. Depth to Water (ft): 7.67	E. Well Volume (gal) C*D): 1.7743666	Pump Type: Parastaltic
C. Liquid Depth (ft) (A-B): 19.33	F. Five Well Volumes (gal) (E3): 8.8718331	Pump Designation: Geopump

Water Quality Parameters									
Time (hrs)	DTW (ft btoc)	Volume (gallons)	Rate (gpm)	pH (pH units)	ORP (mV)	Temperature (oC)	Conductivity (mS/cm)	DO (ug/L)	Turbidity (ntu)
13:48	8.08	0.3	0.1	8.01	-112	16.95	0.363	11.81	256
13:51	8.08	0.6	0.1	7.82	-123	16.17	0.357	9.67	58=98
13:54	8.1	0.9	0.1	7.73	-124	15.77	0.357	10.75	>800
13:57	8.08	1.2	0.1	7.68	-125	15.56	0.358	10.70	609
14:00	7.99	1.5	0.1	7.65	-121	15.29	0.359	11.06	560
14:03	7.99	1.8	0.1	7.62	-123	15.06	0.360	9.98	556
14:06	7.92	2.1	0.1	7.61	-125	14.81	0.360	9.77	440
14:09	7.88	2.4	0.1	7.60	-123	14.77	0.363	10.39	419
14:12	7.85	2.7	0.1	7.58	-120	14.80	0.362	9.23	581
14:15	7.84	3	0.1	7.59	-120	14.73	0.360	9.20	499

Total Quantity of Water Removed (gal):	~3	Sampling Time:	1425
Samplers:	AB/RP	Split Sample With:	MS/MSD
Sampling Date:	25-May-11	Sample Type:	GW

COMMENTS AND OBSERVATIONS:

Bailed well to collect VOC sample; turbidity high in samples



EA Engineering PC and its Affiliate,
EA Science and Technology

GROUNDWATER SAMPLING PURGE FORM

Well I.D.: MW-09	EA Personnel: A Buboltz / R Peterson	Client: NY DEC
Location: Damshire Cleaners	Well Condition: Good	Weather: Sunny
Sounding Method: Solinst Interface Probe	Gauge Date: 25-May-11	Measurement Ref: Top of casing
Stick Up/Down (ft): Down	Gauge Time: 14:19	Well Diameter (in): 1.5 inches

Purge Date: 25-May-11	Purge Time: 14:21
Purge Method: Low Flow	Field Technician: A Buboltz / R Peterson

Well Volume		
A. Well Depth (ft): 25.03	D. Well Volume (ft): 0.2450688	Depth/Height of Top of PVC:
B. Depth to Water (ft): 5.06	E. Well Volume (gal) C*D): 1.8331144	Pump Type: Parastaltic
C. Liquid Depth (ft) (A-B): 19.97	F. Five Well Volumes (gal) (E3): 9.165572	Pump Designation: Geopump

Water Quality Parameters									
Time (hrs)	DTW (ft btoc)	Volume (gallons)	Rate (gpm)	pH (pH units)	ORP (mV)	Temperature (oC)	Conductivity (mS/cm)	DO (ug/L)	Turbidity (ntu)
14:24	5.31	0.24	0.08	7.48	-89	17.86	0.562	9.05	>800
14:27	5.31	0.48	0.08	7.52	-101	17.26	0.561	10.33	>800
14:30	5.31	0.72	0.08	7.54	-101	16.74	0.551	9.70	>800
14:33	5.31	0.96	0.08	7.53	-105	16.77	0.551	9.25	>800
14:36	5.31	1.2	0.08	7.52	-110	16.62	0.551	9.72	>800
14:39	5.31	1.44	0.08	7.52	-109	16.49	0.554	9.85	615
14:42	5.31	1.68	0.08	7.53	-107	16.41	0.556	9.45	551
14:45	5.31	1.92	0.08	7.51	-107	16.26	0.561	9.21	438

Total Quantity of Water Removed (gal):	~2	Sampling Time:	1450
Samplers:	AB/RP	Split Sample With:	n/a
Sampling Date:	25-May-11	Sample Type:	GW

COMMENTS AND OBSERVATIONS:

Bailed well to collect VOC sample; turbidity high in samples



EA Engineering PC and its Affiliate,
EA Science and Technology

GROUNDWATER SAMPLING PURGE FORM

Well I.D.: MW-10	EA Personnel: A Buboltz / R Peterson	Client: NY DEC
Location: Damshire Cleaners	Well Condition: Good	Weather: Sunny
Sounding Method: Solinst Interface Probe	Gauge Date: 25-May-11	Measurement Ref: Top of casing
Stick Up/Down (ft): Down	Gauge Time: 8:20	Well Diameter (in): 1.5 inches

Purge Date: 25-May-11	Purge Time: 8:25
Purge Method: Low Flow	Field Technician: A Buboltz / R Peterson

Well Volume		
A. Well Depth (ft): 23.95	D. Well Volume (ft): 0.2434734	Depth/Height of Top of PVC:
B. Depth to Water (ft): 4.11	E. Well Volume (gal) C*D): 1.8211813	Pump Type: Parastaltic
C. Liquid Depth (ft) (A-B): 19.84	F. Five Well Volumes (gal) (E3): 9.1059063	Pump Designation: Geopump

Water Quality Parameters									
Time (hrs)	DTW (ft btoc)	Volume (gallons)	Rate (gpm)	pH (pH units)	ORP (mV)	Temperature (oC)	Conductivity (mS/cm)	DO (ug/L)	Turbidity (ntu)
8:30	4.52	0.375	0.125	7.66	-79	14.31	0.711	11.42	>800
8:33	4.51	0.75	0.125	7.57	-102	14.18	0.720	10.47	>800
8:36	4.53	1.125	0.125	7.53	-116	14.05	0.726	10.67	>800
8:39	4.53	1.5	0.125	7.58	-109	13.94	0.727	11.18	>800
8:42	4.53	1.875	0.125	7.54	-108	14.27	0.724	10.93	>800
8:45	4.53	2.25	0.125	7.55	-112	14.05	0.730	11.18	>800
8:48	4.53	2.625	0.125	7.54	-120	13.90	0.731	11.20	>800
8:51	4.53	3	0.125	7.53	-118	13.88	0.726	11.16	>800

Total Quantity of Water Removed (gal):	~3	Sampling Time:	950
Samplers:	AB/RP	Split Sample With:	n/a
Sampling Date:	25-May-11	Sample Type:	GW

COMMENTS AND OBSERVATIONS:

Bailed well to collect VOC sample; turbidity high in samples



EA Engineering PC and its Affiliate,
EA Science and Technology

GROUNDWATER SAMPLING PURGE FORM

Well I.D.: MW-11	EA Personnel: A Buboltz / R Peterson	Client: NY DEC
Location: Damshire Cleaners	Well Condition: Good	Weather: Sunny
Sounding Method: Solinst Interface Probe	Gauge Date: 25-May-11	Measurement Ref: Top of casing
Stick Up/Down (ft): Down	Gauge Time: 11:30	Well Diameter (in): 1.5 inches

Purge Date: 25-May-11	Purge Time: 11:35
Purge Method: Low Flow	Field Technician: A Buboltz / R Peterson

Well Volume		
A. Well Depth (ft): 23.15	D. Well Volume (ft): 0.2451915	Depth/Height of Top of PVC:
B. Depth to Water (ft): 3.17	E. Well Volume (gal) C*D): 1.8340323	Pump Type: Parastaltic
C. Liquid Depth (ft) (A-B): 19.98	F. Five Well Volumes (gal) (E3): 9.1701617	Pump Designation: Geopump

Water Quality Parameters									
Time (hrs)	DTW (ft btoc)	Volume (gallons)	Rate (gpm)	pH (pH units)	ORP (mV)	Temperature (oC)	Conductivity (mS/cm)	DO (ug/L)	Turbidity (ntu)
11:38	3.56	0.33	0.11	7.56	-156	16.75	0.549	10.50	>800
11:41	3.59	0.66	0.11	7.53	-107	16.10	-0.669	9.96	>800
11:44	3.59	0.99	0.11	7.55	-115	15.59	-0.681	10.02	>800
11:47	3.59	1.32	0.11	7.54	-114	15.53	0.686	10.67	>800
11:50	3.6	1.65	0.11	7.54	-116	15.53	0.686	10.21	>800
11:53	3.61	1.98	0.11	7.53	-121	15.51	0.689	10.16	>800
11:56	3.6	2.31	0.11	7.52	-117	15.49	0.690	10.92	>800
11:59	3.64	2.64	0.11	7.52	-118	15.44	0.688	10.88	>800
12:02	3.61	2.97	0.11	7.52	-118	15.41	0.688	10.97	>800

Total Quantity of Water Removed (gal):	~3	Sampling Time:	1320
Samplers:	AB/RP	Split Sample With:	n/a
Sampling Date:	25-May-11	Sample Type:	GW

COMMENTS AND OBSERVATIONS:

Bailed well to collect VOC sample; turbidity high in samples

GROUNDWATER SAMPLING PURGE FORM

Well I.D.: MW-06	EA Personnel: A Buboltz / H Lockwood	Client: NY DEC
Location: Damshire Cleaners	Well Condition: Good	Weather: Overcast to cloudy
Sounding Method: Solinst Water Level Meter	Gauge Date: 19-May-11	Measurement Ref: Top of casing
Stick Up/Down (ft): Down	Gauge Time: 0:00	Well Diameter (in): 1.5 inches

Purge Date: 19-May-11	Purge Time: 728
Purge Method: High Flow	Field Technician: A Buboltz / H Lockwood

Well Volume		
A. Well Depth (ft): 22.88	D. Well Volume (ft): 0.218807	Depth/Height of Top of PVC:
B. Depth to Water (ft): 5.05	E. Well Volume (gal) C*D): 1.6366765	Pump Type: Submersible
C. Liquid Depth (ft) (A-B): 17.83	F. Five Well Volumes (gal) (E3): 8.1833825	Pump Designation: Whaler

[illegible]

Total Quantity of Water Removed (gal):	<u>10</u>	Sampling Time:	<u>N/A</u>
Samplers:	<u>AB/HL</u>	Split Sample With:	<u>N/A</u>
Sampling Date:	<u>N/A</u>	Sample Type:	<u>N/A</u>

COMMENTS AND OBSERVATIONS:	Purged 5 gallons from well prior to collecting parameters. Turbidity remained high.
Purged dark brown / gray water with a lot of sand fine sand.	Horiba filling with sand while collecting parameters

GROUNDWATER SAMPLING PURGE FORM

Well I.D.: MW-07	EA Personnel: A Buboltz / H Lockwood	Client: NY DEC
Location: Damshire Cleaners	Well Condition: Good	Weather: Overcast to cloudy
Sounding Method: Solinst Water Level Meter	Gauge Date: 19-May-11	Measurement Ref: Top of casing
Stick Up/Down (ft): Down	Gauge Time: 0:00	Well Diameter (in): 1.5 inches

Purge Date: 19-May-11	Purge Time: 810
Purge Method: High Flow	Field Technician: A Buboltz / H Lockwood

Well Volume		
A. Well Depth (ft): 24.57	D. Well Volume (ft): 0.225802	Depth/Height of Top of PVC:
B. Depth to Water (ft): 6.17	E. Well Volume (gal) C*D): 1.6889988	Pump Type: Submersible
C. Liquid Depth (ft) (A-B): 18.4	F. Five Well Volumes (gal) (E3): 8.4449938	Pump Designation: Whaler

[illegible]

Total Quantity of Water Removed (gal):	<u>8</u>	Sampling Time:	<u>N/A</u>
Samplers:	<u>AB/HL</u>	Split Sample With:	<u>N/A</u>
Sampling Date:	<u>N/A</u>	Sample Type:	<u>N/A</u>

COMMENTS AND OBSERVATIONS:	Purged 5 gallons from well prior to collecting parameters. Turbidity remained high.
Purged dark brown / gray water with a lot of sand fine sand.	Horiba filling with sand while collecting parameters

GROUNDWATER SAMPLING PURGE FORM

Well I.D.: MW-08	EA Personnel: A Buboltz / H Lockwood	Client: NY DEC
Location: Damshire Cleaners	Well Condition: Good	Weather: Overcast to cloudy
Sounding Method: Solinst Water Level Meter	Gauge Date: 19-May-11	Measurement Ref: Top of casing
Stick Up/Down (ft): Down	Gauge Time: 0:00	Well Diameter (in): 1.5 inches

Purge Date: 19-May-11	Purge Time: 850
Purge Method: High Flow	Field Technician: A Buboltz / H Lockwood

Well Volume		
A. Well Depth (ft): 27.12	D. Well Volume (ft): 0.2320606	Depth/Height of Top of PVC:
B. Depth to Water (ft): 8.21	E. Well Volume (gal) C*D): 1.7358134	Pump Type: Submersible
C. Liquid Depth (ft) (A-B): 18.91	F. Five Well Volumes (gal) (E3): 8.6790669	Pump Designation: Whaler

[illegible]

Total Quantity of Water Removed (gal):	<u>8</u>	Sampling Time:	<u>N/A</u>
Samplers:	<u>AB/HL</u>	Split Sample With:	<u>N/A</u>
Sampling Date:	<u>N/A</u>	Sample Type:	<u>N/A</u>

COMMENTS AND OBSERVATIONS:	Purged 5 gallons from well prior to collecting parameters. Turbidity remained high.
Purged dark brown / gray water with a lot of sand fine sand.	Horiba filling with sand while collecting parameters

GROUNDWATER SAMPLING PURGE FORM

Well I.D.: MW-09	EA Personnel: A Buboltz / H Lockwood	Client: NY DEC
Location: Damshire Cleaners	Well Condition: Good	Weather: Overcast to cloudy
Sounding Method: Solinst Water Level Meter	Gauge Date: 19-May-11	Measurement Ref: Top of casing
Stick Up/Down (ft): Down	Gauge Time: 9:25	Well Diameter (in): 1.5 inches

Purge Date: 19-May-11	Purge Time: 9:28
Purge Method: High Flow	Field Technician: A Buboltz / H Lockwood

Well Volume		
A. Well Depth (ft): 22.75	D. Well Volume (ft): 0.2172117	Depth/Height of Top of PVC:
B. Depth to Water (ft): 5.05	E. Well Volume (gal) C*D): 1.6247434	Pump Type: Submersible
C. Liquid Depth (ft) (A-B): 17.7	F. Five Well Volumes (gal) (E3): 8.1237168	Pump Designation: Whaler

[illegible]

Total Quantity of Water Removed (gal):	9.2	Sampling Time:	N/A
Samplers:	AB/HL	Split Sample With:	N/A
Sampling Date:	N/A	Sample Type:	N/A

COMMENTS AND OBSERVATIONS:	Purged 5 gallons from well prior to collecting parameters. Turbidity remained high.
Purged dark brown / gray water with a lot of sand fine sand.	Horiba filling with sand while collecting parameters

GROUNDWATER SAMPLING PURGE FORM

Well I.D.: MW-10	EA Personnel: A Buboltz / H Lockwood	Client: NY DEC
Location: Damshire Cleaners	Well Condition: Good	Weather: Overcast to cloudy
Sounding Method: Solinst Water Level Meter	Gauge Date: 19-May-11	Measurement Ref: Top of casing
Stick Up/Down (ft): Down	Gauge Time: 9:54	Well Diameter (in): 1.5 inches

Purge Date: 19-May-11	Purge Time: 9:56
Purge Method: High Flow	Field Technician: A Buboltz / H Lockwood

Well Volume		
A. Well Depth (ft): 22.07	D. Well Volume (ft): 0.2200342	Depth/Height of Top of PVC:
B. Depth to Water (ft): 4.14	E. Well Volume (gal) C*D): 1.6458558	Pump Type: Submersible
C. Liquid Depth (ft) (A-B): 17.93	F. Five Well Volumes (gal) (E3): 8.2292792	Pump Designation: Whaler

[illegible]

Total Quantity of Water Removed (gal):	<u>9</u>	Sampling Time:	<u>N/A</u>
Samplers:	<u>AB/HL</u>	Split Sample With:	<u>N/A</u>
Sampling Date:	<u>N/A</u>	Sample Type:	<u>N/A</u>

COMMENTS AND OBSERVATIONS:	Purged 5 gallons from well prior to collecting parameters. Turbidity remained high.
Purged dark brown / gray water with a lot of sand fine sand.	Horiba filling with sand while collecting parameters

GROUNDWATER SAMPLING PURGE FORM

Well I.D.: MW-11	EA Personnel: A Buboltz / H Lockwood	Client: NY DEC
Location: Damshire Cleaners	Well Condition: Good	Weather: Overcast to cloudy
Sounding Method: Solinst Water Level Meter	Gauge Date: 19-May-11	Measurement Ref: Top of casing
Stick Up/Down (ft): Down	Gauge Time: 10:32	Well Diameter (in): 1.5 inches

Purge Date: 19-May-11	Purge Time: 10:34
Purge Method: High Flow	Field Technician: A Buboltz / H Lockwood

Well Volume		
A. Well Depth (ft): 21.55	D. Well Volume (ft): 0.2251884	Depth/Height of Top of PVC:
B. Depth to Water (ft): 3.2	E. Well Volume (gal) C*D): 1.6844091	Pump Type: Submersible
C. Liquid Depth (ft) (A-B): 18.35	F. Five Well Volumes (gal) (E3): 8.4220454	Pump Designation: Whaler

[illegible]

Total Quantity of Water Removed (gal):	<u>8</u>	Sampling Time:	<u>N/A</u>
Samplers:	<u>AB/HL</u>	Split Sample With:	<u>N/A</u>
Sampling Date:	<u>N/A</u>	Sample Type:	<u>N/A</u>

COMMENTS AND OBSERVATIONS:	Purged 5 gallons from well prior to collecting parameters. Turbidity remained high.
Purged dark brown / gray water with a lot of sand fine sand.	Horiba filling with sand while collecting parameters

Appendix E

Analytical Results

Project: Former Damshire Cleaners

Client PO: 1436846

Report To: EA Engineering, Science & Technology
6712 Brooklawn Pkwy.
Suite 104
Syracuse, NY 13211

Attn: J.Graham

Received Date: 5/20/2011


Report Date: 6/16/2011

Deliverables: NYDOH-CatB

Lab ID: AC59221

Lab Project No: 1052009

This report is a true report of results obtained from our tests of this material. All results meet the requirements of the NELAC Institute standards. In lieu of a formal contract document, the total aggregate liability of Veritech to all parties shall not exceed Veritech's total fee for analytical services rendered.


Jeri Rossi - Quality Assurance Director

OR

Stanley Gilewicz - Laboratory Director

NJ (07071 and 07069)

NY (ELAP11408 and 11939)

CT (PH-0671)

USACE

PA (68-00463 and 68-04409)

KY (90124)

WV (353)



TABLE OF CONTENTS

HC·V LABORATORY RESULTS

PAGE NOS.

SDG Narrative	1-4
Reporting Limit Definitions	5-6
Data Package Summary Forms	7-35
Chain of Custody Forms	36-40
GC/MS Volatiles Data	41-246
Wet Chemistry Data	247-250

SDG Narrative

HCV Case Narrative/Conformance Summary

Client: EA Engineering, Science & Technology
Project: Former Damshire Cleaners

HCV Project: 1052009

Hampton-Clarke/Veritech (HC-V) received the following samples on May 20, 2011:

<u>Client ID</u>	<u>HCV Sample ID</u>	<u>Matrix</u>	<u>Analysis</u>
MW-06 4-5	AC59221-001	Soil	VO (8260B)
MW-06 10-11	AC59221-002	Soil	VO (8260B)
MW-07 6-7	AC59221-003	Soil	VO (8260B)
MW-07 14-15	AC59221-004	Soil	VO (8260B)
MW-08 11-12	AC59221-005	Soil	VO (8260B)
MW-09 5-6	AC59221-006	Soil	VO (8260B)
MW-09 6-7	AC59221-007	Soil	VO (8260B)
MW-10 7-8	AC59221-008	Soil	VO (8260B)
MW-11 5-6	AC59221-009	Soil	VO (8260B)
MW-11 13-14	AC59221-010	Soil	VO (8260B)
MW-11 13-14 MS	AC59221-011	Soil	VO (8260B)
MW-11 13-14 MSD	AC59221-012	Soil	VO (8260B)
Duplicate	AC59221-013	Soil	VO (8260B)

Volatile Organic Analysis:

The recovery of 1,4-Dichlorobenzene is biased low, outside QC limits in the Matrix Spike in batch 9703. Also the MS/MSD RPD of several compounds is outside QC limits. All QC criteria were met in the Laboratory Control Sample (MBS).

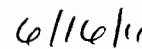
In sample AC59221-010 the recovery of Toluene-d8 surrogates is biased high, outside QC limits. Also the area of internal standards Chlorobenzene-d5 and 1,4-Dichlorobenzene-d4 is biased low, outside +100% / -50% window from most recent calibration verification standard. The sample was reanalyzed confirming high surrogate recovery and low internal standard area counts due to matrix interference. The initial analysis is reported.

I certify that this data package is in compliance with the terms and conditions of the contract, both technically and for completeness, for other than the conditions detailed above. Release of the data contained in this hardcopy data package and in the computer-readable data has been authorized by the Laboratory Manager or his designee, as verified by the following signature.


Jeri Rossi
Quality Assurance Director

Or

Stanley Gilewicz
Laboratory Director


Date

NEW YORK STATE DEPARTMENT OF ENVIRONMENTAL CONSERVATION

FORM S-I

SAMPLE IDENTIFICATION AND
ANALYTICAL REQUIREMENT SUMMARY

NYSDEC Sample ID/Code	Laboratory Sample ID/Code	Analytical Requirements					
		VOA GC/MS (Method #)	BNA GC/MS (Method #)	VOA GC (Method #)	Pest PCBs (Method #)	Metals (Method #)	Other (Method #)
MW-06 4-5	AC59221-001	8260B					
MW-06 10-11	AC59221-002	8260B					
MW-07 6-7	AC59221-003	8260B					
MW-07 14-15	AC59221-004	8260B					
MW-08 11-12	AC59221-005	8260B					
MW-09 5-6	AC59221-006	8260B					
MW-09 6-7	AC59221-007	8260B					
MW-10 7-8	AC59221-008	8260B					
MW-11 5-6	AC59221-009	8260B					
MW-11 13-14	AC59221-010	8260B					
MW-11 13-14 MS	AC59221-011	8260B					
MW-11 13-14 MSD	AC59221-012	8260B					
Duplicate	AC59221-013	8260B					

NEW YORK STATE DEPARTMENT OF ENVIRONMENTAL CONSERVATION

FORM S-IIb

**SAMPLE PREPARATION AND ANALYSIS SUMMARY
VOLATILE (VOA)
ANALYSES**

Laboratory Sample ID	Matrix	Date Collected	Date Rec'd at Lab	Date Extracted	Date Analyzed
AC59221-001	Soil	5/16/11	5/20/11	NA	5/26/11
AC59221-002	Soil	5/16/11	5/20/11	NA	5/27/11
AC59221-003	Soil	5/16/11	5/20/11	NA	5/26/11
AC59221-004	Soil	5/16/11	5/20/11	NA	5/27/11
AC59221-005	Soil	5/17/11	5/20/11	NA	5/27/11
AC59221-006	Soil	5/17/11	5/20/11	NA	5/26/11
AC59221-007	Soil	5/17/11	5/20/11	NA	5/26/11
AC59221-008	Soil	5/18/11	5/20/11	NA	5/26/11
AC59221-009	Soil	5/18/11	5/20/11	NA	5/26/11
AC59221-010	Soil	5/18/11	5/20/11	NA	5/26,27/11
AC59221-011	Soil	5/18/11	5/20/11	NA	5/27/11
AC59221-012	Soil	5/18/11	5/20/11	NA	5/27/11
AC59221-013	Soil	5/18/11	5/20/11	NA	5/27/11

Reporting Limit Definitions

HCV Reporting Limit Definitions/Data Qualifiers

REPORTING DEFINITIONS

DF = Dilution Factor

MDL = Method Detection Limit

RL = Reporting Limit *

RT = Retention Time

NA = Not Applicable

ND = Not Detected

DATA QUALIFIERS

- B-** Indicates analyte was present in the Method Blank and sample.
- d-** For Pesticide and PCB analysis, the concentration between primary and secondary columns is greater than 40%. The lower concentration is generally reported.
- E-** Indicates the concentration exceeded the upper calibration range of the instrument.
- J-** Indicates the concentration is below the Reporting Limit (RL) but above the MDL (Method Detection Limit). The concentration reported is an estimate.

*For Clean Water Act and SW846 Organic Methods and Metals Methods, the Reporting Limit is determined by the concentration of the lowest standard in the calibration curve.

*For Clean Water Act and SW846 Wet Chemistry methods, the Reporting Limit is determined by the concentration of the lowest standard in the calibration curve. For most gravimetric methods the Reporting Limit is defined as a value 3 to 5 times the MDL.

Data Package Summary Forms

HCV Report Of Analysis

Client: EA Engineering, Science & Technology
Project: Former Damshire Cleaners

HCV Project #: 1052009

Sample ID: MW-06 4-5
Lab#: AC59221-001
Matrix: Soil

Collection Date: 5/16/2011
Receipt Date: 5/20/2011

% Solids SM2540G

Analyte	DF	Units	RL	Result
% Solids	1	percent		87

Volatile Organics (no search) 8260

Analyte	DF	Units	RL	Result
1,1,1-Trichloroethane	0.988	mg/kg	0.0023	ND
1,1,2,2-Tetrachloroethane	0.988	mg/kg	0.0057	ND
1,1,2-Trichloro-1,2,2-trifluoroethane	0.988	mg/kg	0.0023	ND
1,1,2-Trichloroethane	0.988	mg/kg	0.0023	ND
1,1-Dichloroethane	0.988	mg/kg	0.0023	ND
1,1-Dichloroethene	0.988	mg/kg	0.0023	ND
1,2,4-Trichlorobenzene	0.988	mg/kg	0.0023	ND
1,2-Dibromo-3-chloropropane	0.988	mg/kg	0.0023	ND
1,2-Dibromoethane	0.988	mg/kg	0.0023	ND
1,2-Dichlorobenzene	0.988	mg/kg	0.0023	ND
1,2-Dichloroethane	0.988	mg/kg	0.0023	ND
1,2-Dichloropropane	0.988	mg/kg	0.0023	ND
1,3-Dichlorobenzene	0.988	mg/kg	0.0023	ND
1,4-Dichlorobenzene	0.988	mg/kg	0.0023	ND
2-Butanone	0.988	mg/kg	0.0057	ND
2-Hexanone	0.988	mg/kg	0.0023	ND
4-Methyl-2-pentanone	0.988	mg/kg	0.0023	ND
Acetone	0.988	mg/kg	0.028	ND
Benzene	0.988	mg/kg	0.0011	ND
Bromodichloromethane	0.988	mg/kg	0.0023	ND
Bromoform	0.988	mg/kg	0.0023	ND
Bromomethane	0.988	mg/kg	0.0023	ND
Carbon disulfide	0.988	mg/kg	0.0023	ND
Carbon tetrachloride	0.988	mg/kg	0.0023	ND
Chlorobenzene	0.988	mg/kg	0.0023	ND
Chloroethane	0.988	mg/kg	0.0023	ND
Chloroform	0.988	mg/kg	0.0023	ND
Chloromethane	0.988	mg/kg	0.0023	ND
cis-1,2-Dichloroethene	0.988	mg/kg	0.0023	ND
cis-1,3-Dichloropropene	0.988	mg/kg	0.0057	ND
Cyclohexane	0.988	mg/kg	0.0023	ND
Dibromochloromethane	0.988	mg/kg	0.0057	ND
Dichlorodifluoromethane	0.988	mg/kg	0.0023	ND
Ethylbenzene	0.988	mg/kg	0.0011	ND
Isopropylbenzene	0.988	mg/kg	0.0011	ND
m&p-Xylenes	0.988	mg/kg	0.0011	ND
Methyl Acetate	0.988	mg/kg	0.0023	ND
Methylcyclohexane	0.988	mg/kg	0.0023	ND
Methylene chloride	0.988	mg/kg	0.0023	ND
Methyl-t-butyl ether	0.988	mg/kg	0.00057	ND
o-Xylene	0.988	mg/kg	0.0011	ND
Styrene	0.988	mg/kg	0.0023	ND
Tetrachloroethene	0.988	mg/kg	0.0023	0.041
Toluene	0.988	mg/kg	0.0011	ND
trans-1,2-Dichloroethene	0.988	mg/kg	0.0023	ND
trans-1,3-Dichloropropene	0.988	mg/kg	0.0057	ND
Trichloroethene	0.988	mg/kg	0.0023	ND
Trichlorofluoromethane	0.988	mg/kg	0.0023	ND
Vinyl chloride	0.988	mg/kg	0.0023	ND
Xylenes (Total)	0.988	mg/kg	0.0011	ND

Sample ID: MW-06 10-11

Lab#: AC59221-002

Matrix: Soil

Collection Date: 5/16/2011

Receipt Date: 5/20/2011

% Solids SM2540G

Analyte	DF	Units	RL	Result
% Solids	1	percent		85

Volatile Organics (no search) 8260

Analyte	DF	Units	RL	Result
1,1,1-Trichloroethane	4.85	mg/kg	0.011	ND
1,1,2,2-Tetrachloroethane	4.85	mg/kg	0.029	ND
1,1,2-Trichloro-1,2,2-trifluoroethane	4.85	mg/kg	0.011	ND
1,1,2-Trichloroethane	4.85	mg/kg	0.011	ND
1,1-Dichloroethane	4.85	mg/kg	0.011	ND
1,1-Dichloroethene	4.85	mg/kg	0.011	ND
1,2,4-Trichlorobenzene	4.85	mg/kg	0.011	ND
1,2-Dibromo-3-chloropropane	4.85	mg/kg	0.011	ND
1,2-Dibromoethane	4.85	mg/kg	0.011	ND
1,2-Dichlorobenzene	4.85	mg/kg	0.011	ND
1,2-Dichloroethane	4.85	mg/kg	0.011	ND
1,2-Dichloropropane	4.85	mg/kg	0.011	ND
1,3-Dichlorobenzene	4.85	mg/kg	0.011	ND
1,4-Dichlorobenzene	4.85	mg/kg	0.011	ND
2-Butanone	4.85	mg/kg	0.029	ND
2-Hexanone	4.85	mg/kg	0.011	ND
4-Methyl-2-pentanone	4.85	mg/kg	0.011	ND
Acetone	4.85	mg/kg	0.14	ND
Benzene	4.85	mg/kg	0.0057	ND
Bromodichloromethane	4.85	mg/kg	0.011	ND
Bromoform	4.85	mg/kg	0.011	ND
Bromomethane	4.85	mg/kg	0.011	ND
Carbon disulfide	4.85	mg/kg	0.011	ND
Carbon tetrachloride	4.85	mg/kg	0.011	ND
Chlorobenzene	4.85	mg/kg	0.011	ND
Chloroethane	4.85	mg/kg	0.011	ND
Chloroform	4.85	mg/kg	0.011	ND
Chloromethane	4.85	mg/kg	0.011	ND
cis-1,2-Dichloroethene	4.85	mg/kg	0.011	ND
cis-1,3-Dichloropropene	4.85	mg/kg	0.029	ND
Cyclohexane	4.85	mg/kg	0.011	ND
Dibromochloromethane	4.85	mg/kg	0.029	ND
Dichlorodifluoromethane	4.85	mg/kg	0.011	ND
Ethylbenzene	4.85	mg/kg	0.0057	ND
Isopropylbenzene	4.85	mg/kg	0.0057	ND
m&p-Xylenes	4.85	mg/kg	0.0057	ND
Methyl Acetate	4.85	mg/kg	0.011	ND
Methylcyclohexane	4.85	mg/kg	0.011	ND
Methylene chloride	4.85	mg/kg	0.011	ND
Methyl-t-butyl ether	4.85	mg/kg	0.0029	ND
o-Xylene	4.85	mg/kg	0.0057	ND
Styrene	4.85	mg/kg	0.011	ND
Tetrachloroethene	4.85	mg/kg	0.011	0.70
Toluene	4.85	mg/kg	0.0057	ND
trans-1,2-Dichloroethene	4.85	mg/kg	0.011	ND
trans-1,3-Dichloropropene	4.85	mg/kg	0.029	ND
Trichloroethene	4.85	mg/kg	0.011	0.043
Trichlorofluoromethane	4.85	mg/kg	0.011	ND
Vinyl chloride	4.85	mg/kg	0.011	ND
Xylenes (Total)	4.85	mg/kg	0.0057	ND

Sample ID: MW-07 6-7
 Lab#: AC59221-003
 Matrix: Soil

Collection Date: 5/16/2011
 Receipt Date: 5/20/2011

% Solids SM2540G

Analyte	DF	Units	RL	Result
% Solids	1	percent		81

Volatile Organics (no search) 8260

Analyte	DF	Units	RL	Result
1,1,1-Trichloroethane	1.01	mg/kg	0.0025	ND
1,1,2,2-Tetrachloroethane	1.01	mg/kg	0.0062	ND
1,1,2-Trichloro-1,2,2-trifluoroethane	1.01	mg/kg	0.0025	ND
1,1,2-Trichloroethane	1.01	mg/kg	0.0025	ND
1,1-Dichloroethane	1.01	mg/kg	0.0025	ND
1,1-Dichloroethene	1.01	mg/kg	0.0025	ND
1,2,4-Trichlorobenzene	1.01	mg/kg	0.0025	ND
1,2-Dibromo-3-chloropropane	1.01	mg/kg	0.0025	ND
1,2-Dibromoethane	1.01	mg/kg	0.0025	ND
1,2-Dichlorobenzene	1.01	mg/kg	0.0025	ND
1,2-Dichloroethane	1.01	mg/kg	0.0025	ND
1,2-Dichloropropane	1.01	mg/kg	0.0025	ND
1,3-Dichlorobenzene	1.01	mg/kg	0.0025	ND
1,4-Dichlorobenzene	1.01	mg/kg	0.0025	ND
2-Butanone	1.01	mg/kg	0.0062	ND
2-Hexanone	1.01	mg/kg	0.0025	ND
4-Methyl-2-pentanone	1.01	mg/kg	0.0025	ND
Acetone	1.01	mg/kg	0.031	ND
Benzene	1.01	mg/kg	0.0012	ND
Bromodichloromethane	1.01	mg/kg	0.0025	ND
Bromoform	1.01	mg/kg	0.0025	ND
Bromomethane	1.01	mg/kg	0.0025	ND
Carbon disulfide	1.01	mg/kg	0.0025	ND
Carbon tetrachloride	1.01	mg/kg	0.0025	ND
Chlorobenzene	1.01	mg/kg	0.0025	ND
Chloroethane	1.01	mg/kg	0.0025	ND
Chloroform	1.01	mg/kg	0.0025	ND
Chloromethane	1.01	mg/kg	0.0025	ND
cis-1,2-Dichloroethene	1.01	mg/kg	0.0025	ND
cis-1,3-Dichloropropene	1.01	mg/kg	0.0062	ND
Cyclohexane	1.01	mg/kg	0.0025	ND
Dibromochloromethane	1.01	mg/kg	0.0062	ND
Dichlorodifluoromethane	1.01	mg/kg	0.0025	ND
Ethylbenzene	1.01	mg/kg	0.0012	ND
Isopropylbenzene	1.01	mg/kg	0.0012	ND
m&p-Xylenes	1.01	mg/kg	0.0012	ND
Methyl Acetate	1.01	mg/kg	0.0025	ND
Methylcyclohexane	1.01	mg/kg	0.0025	ND
Methylene chloride	1.01	mg/kg	0.0025	ND
Methyl-t-butyl ether	1.01	mg/kg	0.00062	ND
o-Xylene	1.01	mg/kg	0.0012	ND
Styrene	1.01	mg/kg	0.0025	ND
Tetrachloroethene	1.01	mg/kg	0.0025	0.085
Toluene	1.01	mg/kg	0.0012	ND
trans-1,2-Dichloroethene	1.01	mg/kg	0.0025	ND
trans-1,3-Dichloropropene	1.01	mg/kg	0.0062	ND
Trichloroethene	1.01	mg/kg	0.0025	0.011
Trichlorofluoromethane	1.01	mg/kg	0.0025	ND
Vinyl chloride	1.01	mg/kg	0.0025	ND
Xylenes (Total)	1.01	mg/kg	0.0012	ND

Sample ID: MW-07 14-15
 Lab#: AC59221-004
 Matrix: Soil

Collection Date: 5/16/2011
 Receipt Date: 5/20/2011

% Solids SM2540G

Analyte	DF	Units	RL	Result
% Solids	1	percent		78

Volatile Organics (no search) 8260

Analyte	DF	Units	RL	Result
1,1,1-Trichloroethane	4.81	mg/kg	0.012	ND
1,1,2,2-Tetrachloroethane	4.81	mg/kg	0.031	ND
1,1,2-Trichloro-1,2,2-trifluoroethane	4.81	mg/kg	0.012	ND
1,1,2-Trichloroethane	4.81	mg/kg	0.012	ND
1,1-Dichloroethane	4.81	mg/kg	0.012	ND
1,1-Dichloroethene	4.81	mg/kg	0.012	ND
1,2,4-Trichlorobenzene	4.81	mg/kg	0.012	ND
1,2-Dibromo-3-chloropropane	4.81	mg/kg	0.012	ND
1,2-Dibromoethane	4.81	mg/kg	0.012	ND
1,2-Dichlorobenzene	4.81	mg/kg	0.012	ND
1,2-Dichloroethane	4.81	mg/kg	0.012	ND
1,2-Dichloropropane	4.81	mg/kg	0.012	ND
1,3-Dichlorobenzene	4.81	mg/kg	0.012	ND
1,4-Dichlorobenzene	4.81	mg/kg	0.012	ND
2-Butanone	4.81	mg/kg	0.031	ND
2-Hexanone	4.81	mg/kg	0.012	ND
4-Methyl-2-pentanone	4.81	mg/kg	0.012	ND
Acetone	4.81	mg/kg	0.15	ND
Benzene	4.81	mg/kg	0.0062	ND
Bromodichloromethane	4.81	mg/kg	0.012	ND
Bromoform	4.81	mg/kg	0.012	ND
Bromomethane	4.81	mg/kg	0.012	ND
Carbon disulfide	4.81	mg/kg	0.012	ND
Carbon tetrachloride	4.81	mg/kg	0.012	ND
Chlorobenzene	4.81	mg/kg	0.012	ND
Chloroethane	4.81	mg/kg	0.012	ND
Chloroform	4.81	mg/kg	0.012	ND
Chloromethane	4.81	mg/kg	0.012	ND
cis-1,2-Dichloroethene	4.81	mg/kg	0.012	0.018
cis-1,3-Dichloropropene	4.81	mg/kg	0.031	ND
Cyclohexane	4.81	mg/kg	0.012	ND
Dibromochloromethane	4.81	mg/kg	0.031	ND
Dichlorodifluoromethane	4.81	mg/kg	0.012	ND
Ethylbenzene	4.81	mg/kg	0.0062	ND
Isopropylbenzene	4.81	mg/kg	0.0062	ND
m&p-Xylenes	4.81	mg/kg	0.0062	ND
Methyl Acetate	4.81	mg/kg	0.012	ND
Methylcyclohexane	4.81	mg/kg	0.012	ND
Methylene chloride	4.81	mg/kg	0.012	ND
Methyl-t-butyl ether	4.81	mg/kg	0.0031	ND
o-Xylene	4.81	mg/kg	0.0062	ND
Styrene	4.81	mg/kg	0.012	ND
Tetrachloroethene	4.81	mg/kg	0.012	0.67
Toluene	4.81	mg/kg	0.0062	ND
trans-1,2-Dichloroethene	4.81	mg/kg	0.012	ND
trans-1,3-Dichloropropene	4.81	mg/kg	0.031	ND
Trichloroethene	4.81	mg/kg	0.012	0.056
Trichlorofluoromethane	4.81	mg/kg	0.012	ND
Vinyl chloride	4.81	mg/kg	0.012	ND
Xylenes (Total)	4.81	mg/kg	0.0062	ND

Sample ID: MW-08 11-12

Lab#: AC59221-005

Matrix: Soil

Collection Date: 5/17/2011

Receipt Date: 5/20/2011

% Solids SM2540G

Analyte	DF	Units	RL	Result
% Solids	1	percent		64

Volatile Organics (no search) 8260

Analyte	DF	Units	RL	Result
1,1,1-Trichloroethane	1.02	mg/kg	0.0032	ND
1,1,2,2-Tetrachloroethane	1.02	mg/kg	0.0079	ND
1,1,2-Trichloro-1,2,2-trifluoroethane	1.02	mg/kg	0.0032	ND
1,1,2-Trichloroethane	1.02	mg/kg	0.0032	ND
1,1-Dichloroethane	1.02	mg/kg	0.0032	ND
1,1-Dichloroethene	1.02	mg/kg	0.0032	ND
1,2,4-Trichlorobenzene	1.02	mg/kg	0.0032	ND
1,2-Dibromo-3-chloropropane	1.02	mg/kg	0.0032	ND
1,2-Dibromoethane	1.02	mg/kg	0.0032	ND
1,2-Dichlorobenzene	1.02	mg/kg	0.0032	ND
1,2-Dichloroethane	1.02	mg/kg	0.0032	ND
1,2-Dichloropropane	1.02	mg/kg	0.0032	ND
1,3-Dichlorobenzene	1.02	mg/kg	0.0032	ND
1,4-Dichlorobenzene	1.02	mg/kg	0.0032	ND
2-Butanone	1.02	mg/kg	0.0079	0.048
2-Hexanone	1.02	mg/kg	0.0032	ND
4-Methyl-2-pentanone	1.02	mg/kg	0.0032	ND
Acetone	1.02	mg/kg	0.040	0.21
Benzene	1.02	mg/kg	0.0016	ND
Bromodichloromethane	1.02	mg/kg	0.0032	ND
Bromoform	1.02	mg/kg	0.0032	ND
Bromomethane	1.02	mg/kg	0.0032	ND
Carbon disulfide	1.02	mg/kg	0.0032	ND
Carbon tetrachloride	1.02	mg/kg	0.0032	ND
Chlorobenzene	1.02	mg/kg	0.0032	ND
Chloroethane	1.02	mg/kg	0.0032	ND
Chloroform	1.02	mg/kg	0.0032	ND
Chloromethane	1.02	mg/kg	0.0032	ND
cis-1,2-Dichloroethene	1.02	mg/kg	0.0032	0.043
cis-1,3-Dichloropropene	1.02	mg/kg	0.0079	ND
Cyclohexane	1.02	mg/kg	0.0032	ND
Dibromochloromethane	1.02	mg/kg	0.0079	ND
Dichlorodifluoromethane	1.02	mg/kg	0.0032	ND
Ethylbenzene	1.02	mg/kg	0.0016	ND
Isopropylbenzene	1.02	mg/kg	0.0016	ND
m&p-Xylenes	1.02	mg/kg	0.0016	ND
Methyl Acetate	1.02	mg/kg	0.0032	ND
Methylcyclohexane	1.02	mg/kg	0.0032	ND
Methylene chloride	1.02	mg/kg	0.0032	ND
Methyl-t-butyl ether	1.02	mg/kg	0.00079	ND
o-Xylene	1.02	mg/kg	0.0016	ND
Styrene	1.02	mg/kg	0.0032	ND
Tetrachloroethene	1.02	mg/kg	0.0032	ND
Toluene	1.02	mg/kg	0.0016	ND
trans-1,2-Dichloroethene	1.02	mg/kg	0.0032	ND
trans-1,3-Dichloropropene	1.02	mg/kg	0.0079	ND
Trichloroethene	1.02	mg/kg	0.0032	0.010
Trichlorofluoromethane	1.02	mg/kg	0.0032	ND
Vinyl chloride	1.02	mg/kg	0.0032	ND
Xylenes (Total)	1.02	mg/kg	0.0016	ND

Sample ID: MW-09 5-6
 Lab#: AC59221-006
 Matrix: Soil

Collection Date: 5/17/2011
 Receipt Date: 5/20/2011

% Solids SM2540G

Analyte	DF	Units	RL	Result
% Solids	1	percent		81

Volatile Organics (no search) 8260

Analyte	DF	Units	RL	Result
1,1,1-Trichloroethane	0.996	mg/kg	0.0025	ND
1,1,2,2-Tetrachloroethane	0.996	mg/kg	0.0061	ND
1,1,2-Trichloro-1,2,2-trifluoroethane	0.996	mg/kg	0.0025	ND
1,1,2-Trichloroethane	0.996	mg/kg	0.0025	ND
1,1-Dichloroethane	0.996	mg/kg	0.0025	ND
1,1-Dichloroethene	0.996	mg/kg	0.0025	ND
1,2,4-Trichlorobenzene	0.996	mg/kg	0.0025	ND
1,2-Dibromo-3-chloropropane	0.996	mg/kg	0.0025	ND
1,2-Dibromoethane	0.996	mg/kg	0.0025	ND
1,2-Dichlorobenzene	0.996	mg/kg	0.0025	ND
1,2-Dichloroethane	0.996	mg/kg	0.0025	ND
1,2-Dichloropropane	0.996	mg/kg	0.0025	ND
1,3-Dichlorobenzene	0.996	mg/kg	0.0025	ND
1,4-Dichlorobenzene	0.996	mg/kg	0.0025	ND
2-Butanone	0.996	mg/kg	0.0061	ND
2-Hexanone	0.996	mg/kg	0.0025	ND
4-Methyl-2-pentanone	0.996	mg/kg	0.0025	ND
Acetone	0.996	mg/kg	0.031	ND
Benzene	0.996	mg/kg	0.0012	ND
Bromodichloromethane	0.996	mg/kg	0.0025	ND
Bromoform	0.996	mg/kg	0.0025	ND
Bromomethane	0.996	mg/kg	0.0025	ND
Carbon disulfide	0.996	mg/kg	0.0025	ND
Carbon tetrachloride	0.996	mg/kg	0.0025	ND
Chlorobenzene	0.996	mg/kg	0.0025	ND
Chloroethane	0.996	mg/kg	0.0025	ND
Chloroform	0.996	mg/kg	0.0025	ND
Chloromethane	0.996	mg/kg	0.0025	ND
cis-1,2-Dichloroethene	0.996	mg/kg	0.0025	ND
cis-1,3-Dichloropropene	0.996	mg/kg	0.0061	ND
Cyclohexane	0.996	mg/kg	0.0025	ND
Dibromochloromethane	0.996	mg/kg	0.0061	ND
Dichlorodifluoromethane	0.996	mg/kg	0.0025	ND
Ethylbenzene	0.996	mg/kg	0.0012	ND
Isopropylbenzene	0.996	mg/kg	0.0012	ND
m&p-Xylenes	0.996	mg/kg	0.0012	ND
Methyl Acetate	0.996	mg/kg	0.0025	ND
Methylcyclohexane	0.996	mg/kg	0.0025	ND
Methylene chloride	0.996	mg/kg	0.0025	ND
Methyl-t-butyl ether	0.996	mg/kg	0.00061	ND
o-Xylene	0.996	mg/kg	0.0012	ND
Styrene	0.996	mg/kg	0.0025	ND
Tetrachloroethene	0.996	mg/kg	0.0025	ND
Toluene	0.996	mg/kg	0.0012	ND
trans-1,2-Dichloroethene	0.996	mg/kg	0.0025	ND
trans-1,3-Dichloropropene	0.996	mg/kg	0.0061	ND
Trichloroethene	0.996	mg/kg	0.0025	ND
Trichlorofluoromethane	0.996	mg/kg	0.0025	ND
Vinyl chloride	0.996	mg/kg	0.0025	ND
Xylenes (Total)	0.996	mg/kg	0.0012	ND

Sample ID: MW-09 6-7
 Lab#: AC59221-007
 Matrix: Soil

Collection Date: 5/17/2011
 Receipt Date: 5/20/2011

% Solids SM2540G

Analyte	DF	Units	RL	Result
% Solids	1	percent		83

Volatile Organics (no search) 8260

Analyte	DF	Units	RL	Result
1,1,1-Trichloroethane	0.98	mg/kg	0.0024	ND
1,1,2,2-Tetrachloroethane	0.98	mg/kg	0.0059	ND
1,1,2-Trichloro-1,2,2-trifluoroethane	0.98	mg/kg	0.0024	ND
1,1,2-Trichloroethane	0.98	mg/kg	0.0024	ND
1,1-Dichloroethane	0.98	mg/kg	0.0024	ND
1,1-Dichloroethene	0.98	mg/kg	0.0024	ND
1,2,4-Trichlorobenzene	0.98	mg/kg	0.0024	ND
1,2-Dibromo-3-chloropropane	0.98	mg/kg	0.0024	ND
1,2-Dibromoethane	0.98	mg/kg	0.0024	ND
1,2-Dichlorobenzene	0.98	mg/kg	0.0024	ND
1,2-Dichloroethane	0.98	mg/kg	0.0024	ND
1,2-Dichloropropane	0.98	mg/kg	0.0024	ND
1,3-Dichlorobenzene	0.98	mg/kg	0.0024	ND
1,4-Dichlorobenzene	0.98	mg/kg	0.0024	ND
2-Butanone	0.98	mg/kg	0.0059	ND
2-Hexanone	0.98	mg/kg	0.0024	ND
4-Methyl-2-pentanone	0.98	mg/kg	0.0024	ND
Acetone	0.98	mg/kg	0.030	ND
Benzene	0.98	mg/kg	0.0012	ND
Bromodichloromethane	0.98	mg/kg	0.0024	ND
Bromoform	0.98	mg/kg	0.0024	ND
Bromomethane	0.98	mg/kg	0.0024	ND
Carbon disulfide	0.98	mg/kg	0.0024	ND
Carbon tetrachloride	0.98	mg/kg	0.0024	ND
Chlorobenzene	0.98	mg/kg	0.0024	ND
Chloroethane	0.98	mg/kg	0.0024	ND
Chloroform	0.98	mg/kg	0.0024	ND
Chloromethane	0.98	mg/kg	0.0024	ND
cis-1,2-Dichloroethene	0.98	mg/kg	0.0024	ND
cis-1,3-Dichloropropene	0.98	mg/kg	0.0059	ND
Cyclohexane	0.98	mg/kg	0.0024	ND
Dibromochloromethane	0.98	mg/kg	0.0059	ND
Dichlorodifluoromethane	0.98	mg/kg	0.0024	ND
Ethylbenzene	0.98	mg/kg	0.0012	ND
Isopropylbenzene	0.98	mg/kg	0.0012	ND
m&p-Xylenes	0.98	mg/kg	0.0012	ND
Methyl Acetate	0.98	mg/kg	0.0024	ND
Methylcyclohexane	0.98	mg/kg	0.0024	ND
Methylene chloride	0.98	mg/kg	0.0024	ND
Methyl-t-butyl ether	0.98	mg/kg	0.00059	ND
o-Xylene	0.98	mg/kg	0.0012	ND
Styrene	0.98	mg/kg	0.0024	ND
Tetrachloroethene	0.98	mg/kg	0.0024	ND
Toluene	0.98	mg/kg	0.0012	ND
trans-1,2-Dichloroethene	0.98	mg/kg	0.0024	ND
trans-1,3-Dichloropropene	0.98	mg/kg	0.0059	ND
Trichloroethene	0.98	mg/kg	0.0024	ND
Trichlorofluoromethane	0.98	mg/kg	0.0024	ND
Vinyl chloride	0.98	mg/kg	0.0024	ND
Xylenes (Total)	0.98	mg/kg	0.0012	ND

Sample ID: MW-10 7-8
 Lab#: AC59221-008
 Matrix: Soil

Collection Date: 5/18/2011
 Receipt Date: 5/20/2011

% Solids SM2540G

Analyte	DF	Units	RL	Result
% Solids	1	percent		75

Volatile Organics (no search) 8260

Analyte	DF	Units	RL	Result
1,1,1-Trichloroethane	0.99	mg/kg	0.0026	ND
1,1,2,2-Tetrachloroethane	0.99	mg/kg	0.0066	ND
1,1,2-Trichloro-1,2,2-trifluoroethane	0.99	mg/kg	0.0026	ND
1,1,2-Trichloroethane	0.99	mg/kg	0.0026	ND
1,1-Dichloroethane	0.99	mg/kg	0.0026	ND
1,1-Dichloroethene	0.99	mg/kg	0.0026	ND
1,2,4-Trichlorobenzene	0.99	mg/kg	0.0026	ND
1,2-Dibromo-3-chloropropane	0.99	mg/kg	0.0026	ND
1,2-Dibromoethane	0.99	mg/kg	0.0026	ND
1,2-Dichlorobenzene	0.99	mg/kg	0.0026	ND
1,2-Dichloroethane	0.99	mg/kg	0.0026	ND
1,2-Dichloropropane	0.99	mg/kg	0.0026	ND
1,3-Dichlorobenzene	0.99	mg/kg	0.0026	ND
1,4-Dichlorobenzene	0.99	mg/kg	0.0026	ND
2-Butanone	0.99	mg/kg	0.0066	ND
2-Hexanone	0.99	mg/kg	0.0026	ND
4-Methyl-2-pentanone	0.99	mg/kg	0.0026	ND
Acetone	0.99	mg/kg	0.033	ND
Benzene	0.99	mg/kg	0.0013	ND
Bromodichloromethane	0.99	mg/kg	0.0026	ND
Bromoform	0.99	mg/kg	0.0026	ND
Bromomethane	0.99	mg/kg	0.0026	ND
Carbon disulfide	0.99	mg/kg	0.0026	ND
Carbon tetrachloride	0.99	mg/kg	0.0026	ND
Chlorobenzene	0.99	mg/kg	0.0026	ND
Chloroethane	0.99	mg/kg	0.0026	ND
Chloroform	0.99	mg/kg	0.0026	ND
Chloromethane	0.99	mg/kg	0.0026	ND
cis-1,2-Dichloroethene	0.99	mg/kg	0.0026	ND
cis-1,3-Dichloropropene	0.99	mg/kg	0.0066	ND
Cyclohexane	0.99	mg/kg	0.0026	ND
Dibromochloromethane	0.99	mg/kg	0.0066	ND
Dichlorodifluoromethane	0.99	mg/kg	0.0026	ND
Ethylbenzene	0.99	mg/kg	0.0013	ND
Isopropylbenzene	0.99	mg/kg	0.0013	ND
m&p-Xylenes	0.99	mg/kg	0.0013	ND
Methyl Acetate	0.99	mg/kg	0.0026	ND
Methylcyclohexane	0.99	mg/kg	0.0026	ND
Methylene chloride	0.99	mg/kg	0.0026	ND
Methyl-t-butyl ether	0.99	mg/kg	0.00066	ND
o-Xylene	0.99	mg/kg	0.0013	ND
Styrene	0.99	mg/kg	0.0026	ND
Tetrachloroethene	0.99	mg/kg	0.0026	ND
Toluene	0.99	mg/kg	0.0013	ND
trans-1,2-Dichloroethene	0.99	mg/kg	0.0026	ND
trans-1,3-Dichloropropene	0.99	mg/kg	0.0066	ND
Trichloroethene	0.99	mg/kg	0.0026	ND
Trichlorofluoromethane	0.99	mg/kg	0.0026	ND
Vinyl chloride	0.99	mg/kg	0.0026	ND
Xylenes (Total)	0.99	mg/kg	0.0013	ND

Sample ID: MW-11 5-6
 Lab#: AC59221-009
 Matrix: Soil

Collection Date: 5/18/2011
 Receipt Date: 5/20/2011

% Solids SM2540G

Analyte	DF	Units	RL	Result
% Solids	1	percent		90

Volatile Organics (no search) 8260

Analyte	DF	Units	RL	Result
1,1,1-Trichloroethane	0.984	mg/kg	0.0022	ND
1,1,2,2-Tetrachloroethane	0.984	mg/kg	0.0055	ND
1,1,2-Trichloro-1,2,2-trifluoroethane	0.984	mg/kg	0.0022	ND
1,1,2-Trichloroethane	0.984	mg/kg	0.0022	ND
1,1-Dichloroethane	0.984	mg/kg	0.0022	ND
1,1-Dichloroethene	0.984	mg/kg	0.0022	ND
1,2,4-Trichlorobenzene	0.984	mg/kg	0.0022	ND
1,2-Dibromo-3-chloropropane	0.984	mg/kg	0.0022	ND
1,2-Dibromoethane	0.984	mg/kg	0.0022	ND
1,2-Dichlorobenzene	0.984	mg/kg	0.0022	ND
1,2-Dichloroethane	0.984	mg/kg	0.0022	ND
1,2-Dichloropropane	0.984	mg/kg	0.0022	ND
1,3-Dichlorobenzene	0.984	mg/kg	0.0022	ND
1,4-Dichlorobenzene	0.984	mg/kg	0.0022	ND
2-Butanone	0.984	mg/kg	0.0055	ND
2-Hexanone	0.984	mg/kg	0.0022	ND
4-Methyl-2-pentanone	0.984	mg/kg	0.0022	ND
Acetone	0.984	mg/kg	0.027	ND
Benzene	0.984	mg/kg	0.0011	ND
Bromodichloromethane	0.984	mg/kg	0.0022	ND
Bromoform	0.984	mg/kg	0.0022	ND
Bromomethane	0.984	mg/kg	0.0022	ND
Carbon disulfide	0.984	mg/kg	0.0022	ND
Carbon tetrachloride	0.984	mg/kg	0.0022	ND
Chlorobenzene	0.984	mg/kg	0.0022	ND
Chloroethane	0.984	mg/kg	0.0022	ND
Chloroform	0.984	mg/kg	0.0022	ND
Chloromethane	0.984	mg/kg	0.0022	ND
cis-1,2-Dichloroethene	0.984	mg/kg	0.0022	ND
cis-1,3-Dichloropropene	0.984	mg/kg	0.0055	ND
Cyclohexane	0.984	mg/kg	0.0022	ND
Dibromochloromethane	0.984	mg/kg	0.0055	ND
Dichlorodifluoromethane	0.984	mg/kg	0.0022	ND
Ethylbenzene	0.984	mg/kg	0.0011	ND
Isopropylbenzene	0.984	mg/kg	0.0011	ND
m&p-Xylenes	0.984	mg/kg	0.0011	ND
Methyl Acetate	0.984	mg/kg	0.0022	ND
Methylcyclohexane	0.984	mg/kg	0.0022	ND
Methylene chloride	0.984	mg/kg	0.0022	ND
Methyl-t-butyl ether	0.984	mg/kg	0.00055	ND
o-Xylene	0.984	mg/kg	0.0011	ND
Styrene	0.984	mg/kg	0.0022	ND
Tetrachloroethene	0.984	mg/kg	0.0022	0.0047
Toluene	0.984	mg/kg	0.0011	ND
trans-1,2-Dichloroethene	0.984	mg/kg	0.0022	ND
trans-1,3-Dichloropropene	0.984	mg/kg	0.0055	ND
Trichloroethene	0.984	mg/kg	0.0022	ND
Trichlorofluoromethane	0.984	mg/kg	0.0022	ND
Vinyl chloride	0.984	mg/kg	0.0022	ND
Xylenes (Total)	0.984	mg/kg	0.0011	ND

Sample ID: MW-11 13-14
 Lab#: AC59221-010
 Matrix: Soil

Collection Date: 5/18/2011
 Receipt Date: 5/20/2011

% Solids SM2540G

Analyte	DF	Units	RL	Result
% Solids	1	percent		76

Volatile Organics (no search) 8260

Analyte	DF	Units	RL	Result
1,1,1-Trichloroethane	0.992	mg/kg	0.0026	ND
1,1,2,2-Tetrachloroethane	0.992	mg/kg	0.0065	ND
1,1,2-Trichloro-1,2,2-trifluoroethane	0.992	mg/kg	0.0026	ND
1,1,2-Trichloroethane	0.992	mg/kg	0.0026	ND
1,1-Dichloroethane	0.992	mg/kg	0.0026	ND
1,1-Dichloroethene	0.992	mg/kg	0.0026	ND
1,2,4-Trichlorobenzene	0.992	mg/kg	0.0026	ND
1,2-Dibromo-3-chloropropane	0.992	mg/kg	0.0026	ND
1,2-Dibromoethane	0.992	mg/kg	0.0026	ND
1,2-Dichlorobenzene	0.992	mg/kg	0.0026	ND
1,2-Dichloroethane	0.992	mg/kg	0.0026	ND
1,2-Dichloropropane	0.992	mg/kg	0.0026	ND
1,3-Dichlorobenzene	0.992	mg/kg	0.0026	ND
1,4-Dichlorobenzene	0.992	mg/kg	0.0026	ND
2-Butanone	0.992	mg/kg	0.0065	ND
2-Hexanone	0.992	mg/kg	0.0026	ND
4-Methyl-2-pentanone	0.992	mg/kg	0.0026	ND
Acetone	0.992	mg/kg	0.033	ND
Benzene	0.992	mg/kg	0.0013	ND
Bromodichloromethane	0.992	mg/kg	0.0026	ND
Bromoform	0.992	mg/kg	0.0026	ND
Bromomethane	0.992	mg/kg	0.0026	ND
Carbon disulfide	0.992	mg/kg	0.0026	ND
Carbon tetrachloride	0.992	mg/kg	0.0026	ND
Chlorobenzene	0.992	mg/kg	0.0026	ND
Chloroethane	0.992	mg/kg	0.0026	ND
Chloroform	0.992	mg/kg	0.0026	ND
Chloromethane	0.992	mg/kg	0.0026	ND
cis-1,2-Dichloroethene	0.992	mg/kg	0.0026	ND
cis-1,3-Dichloropropene	0.992	mg/kg	0.0065	ND
Cyclohexane	0.992	mg/kg	0.0026	ND
Dibromochloromethane	0.992	mg/kg	0.0065	ND
Dichlorodifluoromethane	0.992	mg/kg	0.0026	ND
Ethylbenzene	0.992	mg/kg	0.0013	ND
Isopropylbenzene	0.992	mg/kg	0.0013	ND
m&p-Xylenes	0.992	mg/kg	0.0013	ND
Methyl Acetate	0.992	mg/kg	0.0026	ND
Methylcyclohexane	0.992	mg/kg	0.0026	ND
Methylene chloride	0.992	mg/kg	0.0026	ND
Methyl-t-butyl ether	0.992	mg/kg	0.00065	ND
o-Xylene	0.992	mg/kg	0.0013	ND
Styrene	0.992	mg/kg	0.0026	ND
Tetrachloroethene	0.992	mg/kg	0.0026	ND
Toluene	0.992	mg/kg	0.0013	ND
trans-1,2-Dichloroethene	0.992	mg/kg	0.0026	ND
trans-1,3-Dichloropropene	0.992	mg/kg	0.0065	ND
Trichloroethene	0.992	mg/kg	0.0026	ND
Trichlorofluoromethane	0.992	mg/kg	0.0026	ND
Vinyl chloride	0.992	mg/kg	0.0026	ND
Xylenes (Total)	0.992	mg/kg	0.0013	ND

Sample ID: MW-11 13-14 MS

Lab#: AC59221-011

Matrix: Soil

Collection Date: 5/18/2011

Receipt Date: 5/20/2011

% Solids SM2540G

Analyte	DF	Units	RL	Result
% Solids	1	percent		86

Volatile Organics (no search) 8260

Analyte	DF	Units	RL	Result
1,1,1-Trichloroethane	0.96	mg/kg	0.0022	0.037
1,1,2,2-Tetrachloroethane	0.96	mg/kg	0.0056	0.039
1,1,2-Trichloro-1,2,2-trifluoroethane	0.96	mg/kg	0.0022	0.041
1,1,2-Trichloroethane	0.96	mg/kg	0.0022	0.033
1,1-Dichloroethane	0.96	mg/kg	0.0022	0.031
1,1-Dichloroethene	0.96	mg/kg	0.0022	0.027
1,2,4-Trichlorobenzene	0.96	mg/kg	0.0022	0.0032
1,2-Dibromo-3-chloropropane	0.96	mg/kg	0.0022	0.019
1,2-Dibromoethane	0.96	mg/kg	0.0022	0.018
1,2-Dichlorobenzene	0.96	mg/kg	0.0022	0.010
1,2-Dichloroethane	0.96	mg/kg	0.0022	0.028
1,2-Dichloropropane	0.96	mg/kg	0.0022	0.030
1,3-Dichlorobenzene	0.96	mg/kg	0.0022	0.0084
1,4-Dichlorobenzene	0.96	mg/kg	0.0022	0.0071
2-Butanone	0.96	mg/kg	0.0056	0.043
2-Hexanone	0.96	mg/kg	0.0022	0.021
4-Methyl-2-pentanone	0.96	mg/kg	0.0022	0.040
Acetone	0.96	mg/kg	0.028	0.21
Benzene	0.96	mg/kg	0.0011	0.030
Bromodichloromethane	0.96	mg/kg	0.0022	0.025
Bromoform	0.96	mg/kg	0.0022	0.029
Bromomethane	0.96	mg/kg	0.0022	0.035
Carbon disulfide	0.96	mg/kg	0.0022	0.022
Carbon tetrachloride	0.96	mg/kg	0.0022	0.037
Chlorobenzene	0.96	mg/kg	0.0022	0.016
Chloroethane	0.96	mg/kg	0.0022	0.034
Chloroform	0.96	mg/kg	0.0022	0.033
Chloromethane	0.96	mg/kg	0.0022	0.028
cis-1,2-Dichloroethene	0.96	mg/kg	0.0022	0.028
cis-1,3-Dichloropropene	0.96	mg/kg	0.0056	0.018
Cyclohexane	0.96	mg/kg	0.0022	0.033
Dibromochloromethane	0.96	mg/kg	0.0056	0.028
Dichlorodifluoromethane	0.96	mg/kg	0.0022	0.022
Ethylbenzene	0.96	mg/kg	0.0011	0.025
Isopropylbenzene	0.96	mg/kg	0.0011	0.029
m&p-Xylenes	0.96	mg/kg	0.0011	0.045
Methyl Acetate	0.96	mg/kg	0.0022	0.032
Methylcyclohexane	0.96	mg/kg	0.0022	0.031
Methylene chloride	0.96	mg/kg	0.0022	0.033
Methyl-t-butyl ether	0.96	mg/kg	0.00056	0.035
o-Xylene	0.96	mg/kg	0.0011	0.028
Styrene	0.96	mg/kg	0.0022	0.013
Tetrachloroethene	0.96	mg/kg	0.0022	0.024
Toluene	0.96	mg/kg	0.0011	0.024
trans-1,2-Dichloroethene	0.96	mg/kg	0.0022	0.024
trans-1,3-Dichloropropene	0.96	mg/kg	0.0056	0.011
Trichloroethene	0.96	mg/kg	0.0022	0.019
Trichlorofluoromethane	0.96	mg/kg	0.0022	0.033
Vinyl chloride	0.96	mg/kg	0.0022	0.033
Xylenes (Total)	0.96	mg/kg	0.0011	0.073

Sample ID: MW-11 13-14 MSD

Lab#: AC59221-012

Matrix: Soil

Collection Date: 5/18/2011

Receipt Date: 5/20/2011

% Solids SM2540G

Analyte	DF	Units	RL	Result
% Solids	1	percent		84

Volatile Organics (no search) 8260

Analyte	DF	Units	RL	Result
1,1,1-Trichloroethane	1	mg/kg	0.0024	0.047
1,1,2,2-Tetrachloroethane	1	mg/kg	0.0060	0.056
1,1,2-Trichloro-1,2,2-trifluoroethane	1	mg/kg	0.0024	0.050
1,1,2-Trichloroethane	1	mg/kg	0.0024	0.054
1,1-Dichloroethane	1	mg/kg	0.0024	0.043
1,1-Dichloroethene	1	mg/kg	0.0024	0.040
1,2,4-Trichlorobenzene	1	mg/kg	0.0024	0.0070
1,2-Dibromo-3-chloropropane	1	mg/kg	0.0024	0.038
1,2-Dibromoethane	1	mg/kg	0.0024	0.039
1,2-Dichlorobenzene	1	mg/kg	0.0024	0.021
1,2-Dichloroethane	1	mg/kg	0.0024	0.043
1,2-Dichloropropane	1	mg/kg	0.0024	0.042
1,3-Dichlorobenzene	1	mg/kg	0.0024	0.016
1,4-Dichlorobenzene	1	mg/kg	0.0024	0.015
2-Butanone	1	mg/kg	0.0060	0.058
2-Hexanone	1	mg/kg	0.0024	0.048
4-Methyl-2-pentanone	1	mg/kg	0.0024	0.063
Acetone	1	mg/kg	0.030	0.29
Benzene	1	mg/kg	0.0012	0.042
Bromodichloromethane	1	mg/kg	0.0024	0.036
Bromoform	1	mg/kg	0.0024	0.045
Bromomethane	1	mg/kg	0.0024	0.044
Carbon disulfide	1	mg/kg	0.0024	0.034
Carbon tetrachloride	1	mg/kg	0.0024	0.046
Chlorobenzene	1	mg/kg	0.0024	0.032
Chloroethane	1	mg/kg	0.0024	0.046
Chloroform	1	mg/kg	0.0024	0.043
Chloromethane	1	mg/kg	0.0024	0.035
cis-1,2-Dichloroethene	1	mg/kg	0.0024	0.044
cis-1,3-Dichloropropene	1	mg/kg	0.0060	0.033
Cyclohexane	1	mg/kg	0.0024	0.043
Dibromochloromethane	1	mg/kg	0.0060	0.046
Dichlorodifluoromethane	1	mg/kg	0.0024	0.028
Ethylbenzene	1	mg/kg	0.0012	0.038
Isopropylbenzene	1	mg/kg	0.0012	0.041
m&p-Xylenes	1	mg/kg	0.0012	0.071
Methyl Acetate	1	mg/kg	0.0024	0.042
Methylcyclohexane	1	mg/kg	0.0024	0.043
Methylene chloride	1	mg/kg	0.0024	0.046
Methyl-t-butyl ether	1	mg/kg	0.00060	0.046
o-Xylene	1	mg/kg	0.0012	0.041
Styrene	1	mg/kg	0.0024	0.025
Tetrachloroethene	1	mg/kg	0.0024	0.043
Toluene	1	mg/kg	0.0012	0.042
trans-1,2-Dichloroethene	1	mg/kg	0.0024	0.037
trans-1,3-Dichloropropene	1	mg/kg	0.0060	0.025
Trichloroethene	1	mg/kg	0.0024	0.033
Trichlorofluoromethane	1	mg/kg	0.0024	0.041
Vinyl chloride	1	mg/kg	0.0024	0.045
Xylenes (Total)	1	mg/kg	0.0012	0.112

Sample ID: Duplicate
 Lab#: AC59221-013
 Matrix: Soil

Collection Date: 5/18/2011
 Receipt Date: 5/20/2011

% Solids SM2540G

Analyte	DF	Units	RL	Result
% Solids	1	percent		87

Volatile Organics (no search) 8260

Analyte	DF	Units	RL	Result
1,1,1-Trichloroethane	0.938	mg/kg	0.0022	ND
1,1,2,2-Tetrachloroethane	0.938	mg/kg	0.0054	ND
1,1,2-Trichloro-1,2,2-trifluoroethane	0.938	mg/kg	0.0022	ND
1,1,2-Trichloroethane	0.938	mg/kg	0.0022	ND
1,1-Dichloroethane	0.938	mg/kg	0.0022	ND
1,1-Dichloroethene	0.938	mg/kg	0.0022	ND
1,2,4-Trichlorobenzene	0.938	mg/kg	0.0022	ND
1,2-Dibromo-3-chloropropane	0.938	mg/kg	0.0022	ND
1,2-Dibromoethane	0.938	mg/kg	0.0022	ND
1,2-Dichlorobenzene	0.938	mg/kg	0.0022	ND
1,2-Dichloroethane	0.938	mg/kg	0.0022	ND
1,2-Dichloropropane	0.938	mg/kg	0.0022	ND
1,3-Dichlorobenzene	0.938	mg/kg	0.0022	ND
1,4-Dichlorobenzene	0.938	mg/kg	0.0022	ND
2-Butanone	0.938	mg/kg	0.0054	ND
2-Hexanone	0.938	mg/kg	0.0022	ND
4-Methyl-2-pentanone	0.938	mg/kg	0.0022	ND
Acetone	0.938	mg/kg	0.027	ND
Benzene	0.938	mg/kg	0.0011	ND
Bromodichloromethane	0.938	mg/kg	0.0022	ND
Bromoform	0.938	mg/kg	0.0022	ND
Bromomethane	0.938	mg/kg	0.0022	ND
Carbon disulfide	0.938	mg/kg	0.0022	ND
Carbon tetrachloride	0.938	mg/kg	0.0022	ND
Chlorobenzene	0.938	mg/kg	0.0022	ND
Chloroethane	0.938	mg/kg	0.0022	ND
Chloroform	0.938	mg/kg	0.0022	ND
Chloromethane	0.938	mg/kg	0.0022	ND
cis-1,2-Dichloroethene	0.938	mg/kg	0.0022	ND
cis-1,3-Dichloropropene	0.938	mg/kg	0.0054	ND
Cyclohexane	0.938	mg/kg	0.0022	ND
Dibromochloromethane	0.938	mg/kg	0.0054	ND
Dichlorodifluoromethane	0.938	mg/kg	0.0022	ND
Ethylbenzene	0.938	mg/kg	0.0011	ND
Isopropylbenzene	0.938	mg/kg	0.0011	ND
m&p-Xylenes	0.938	mg/kg	0.0011	ND
Methyl Acetate	0.938	mg/kg	0.0022	ND
Methylcyclohexane	0.938	mg/kg	0.0022	ND
Methylene chloride	0.938	mg/kg	0.0022	ND
Methyl-t-butyl ether	0.938	mg/kg	0.00054	ND
o-Xylene	0.938	mg/kg	0.0011	ND
Styrene	0.938	mg/kg	0.0022	ND
Tetrachloroethene	0.938	mg/kg	0.0022	ND
Toluene	0.938	mg/kg	0.0011	ND
trans-1,2-Dichloroethene	0.938	mg/kg	0.0022	ND
trans-1,3-Dichloropropene	0.938	mg/kg	0.0054	ND
Trichloroethene	0.938	mg/kg	0.0022	ND
Trichlorofluoromethane	0.938	mg/kg	0.0022	ND
Vinyl chloride	0.938	mg/kg	0.0022	ND
Xylenes (Total)	0.938	mg/kg	0.0011	ND

Form1

ORGANICS VOLATILE REPORT

Sample Number: AC59221-001

Client Id: MW-06 4-5

Data File: 1M68777.D

Analysis Date: 05/26/11 17:10

Date Rec/Extracted: 05/20/11-NA

Column: DB-624 25M 0.200mm ID 1.12um film

Method: EPA 8260B

Matrix: Soil

Initial Vol: 5.06g

Final Vol: NA

Dilution: 0.988

Solids: 87

Units: mg/Kg

Cas #	Compound	RL	Conc	Cas #	Compound	RL	Conc
71-55-6	1,1,1-Trichloroethane	0.0023	U	75-00-3	Chloroethane	0.0023	U
79-34-5	1,1,2,2-Tetrachloroethane	0.0057	U	67-66-3	Chloroform	0.0023	U
76-13-1	1,1,2-Trichloro-1,2,2-trifluor	0.0023	U	74-87-3	Chloromethane	0.0023	U
79-00-5	1,1,2-Trichloroethane	0.0023	U	156-59-2	cis-1,2-Dichloroethene	0.0023	U
75-34-3	1,1-Dichloroethane	0.0023	U	10061-01-5	cis-1,3-Dichloropropene	0.0057	U
75-35-4	1,1-Dichloroethene	0.0023	U	110-82-7	Cyclohexane	0.0023	U
120-82-1	1,2,4-Trichlorobenzene	0.0023	U	124-48-1	Dibromochloromethane	0.0057	U
96-12-8	1,2-Dibromo-3-Chloropropa	0.0023	U	75-71-8	Dichlorodifluoromethane	0.0023	U
106-93-4	1,2-Dibromoethane	0.0023	U	100-41-4	Ethylbenzene	0.0011	U
95-50-1	1,2-Dichlorobenzene	0.0023	U	98-82-8	Isopropylbenzene	0.0011	U
107-06-2	1,2-Dichloroethane	0.0023	U	136777612	m&p-Xylenes	0.0011	U
78-87-5	1,2-Dichloropropane	0.0023	U	79-20-9	Methyl Acetate	0.0023	U
541-73-1	1,3-Dichlorobenzene	0.0023	U	108-87-2	Methylcyclohexane	0.0023	U
106-46-7	1,4-Dichlorobenzene	0.0023	U	75-09-2	Methylene Chloride	0.0023	U
78-93-3	2-Butanone	0.0057	U	1634-04-4	Methyl-t-butyl ether	0.00057	U
591-78-6	2-Hexanone	0.0023	U	95-47-6	o-Xylene	0.0011	U
108-10-1	4-Methyl-2-Pentanone	0.0023	U	100-42-5	Styrene	0.0023	U
67-64-1	Acetone	0.028	U	127-18-4	Tetrachloroethene	0.0023	0.041
71-43-2	Benzene	0.0011	U	108-88-3	Toluene	0.0011	U
75-27-4	Bromodichloromethane	0.0023	U	156-60-5	trans-1,2-Dichloroethene	0.0023	U
75-25-2	Bromoform	0.0023	U	10061-02-6	trans-1,3-Dichloropropene	0.0057	U
74-83-9	Bromomethane	0.0023	U	79-01-6	Trichloroethene	0.0023	U
75-15-0	Carbon Disulfide	0.0023	U	75-69-4	Trichlorofluoromethane	0.0023	U
56-23-5	Carbon Tetrachloride	0.0023	U	75-01-4	Vinyl Chloride	0.0023	U
108-90-7	Chlorobenzene	0.0023	U	1330-20-7	Xylenes (Total)	0.0011	U

Worksheet #: 192369

Total Target Concentration 0.041

ColumnID: (^) Indicates results from 2nd column

U - Indicates the compound was analyzed but not detected.

B - Indicates the analyte was found in the blank as well as in the sample.

E - Indicates the analyte concentration exceeds the calibration range of the instrument.

R - Retention Time Out

J - Indicates an estimated value when a compound is detected at less than the specified detection limit.

d - Pesticide %Diff>40% between columns due to coelution. Lower concentration use a

Form1

ORGANICS VOLATILE REPORT

Sample Number: AC59221-002(5X)

Client Id: MW-06 10-11

Data File: 1M68825.D

Analysis Date: 05/27/11 10:38

Date Rec/Extracted: 05/20/11-NA

Column: DB-624 25M 0.200mm ID 1.12um film

Method: EPA 8260B

Matrix: Soil

Initial Vol: 1.03g

Final Vol: NA

Dilution: 4.85

Solids: 85

Units: mg/Kg

Cas #	Compound	RL	Conc	Cas #	Compound	RL	Conc
71-55-6	1,1,1-Trichloroethane	0.011	U	75-00-3	Chloroethane	0.011	U
79-34-5	1,1,2,2-Tetrachloroethane	0.029	U	67-66-3	Chloroform	0.011	U
76-13-1	1,1,2-Trichloro-1,2,2-trifluor	0.011	U	74-87-3	Chloromethane	0.011	U
79-00-5	1,1,2-Trichloroethane	0.011	U	156-59-2	cis-1,2-Dichloroethene	0.011	U
75-34-3	1,1-Dichloroethane	0.011	U	10061-01-5	cis-1,3-Dichloropropene	0.029	U
75-35-4	1,1-Dichloroethene	0.011	U	110-82-7	Cyclohexane	0.011	U
120-82-1	1,2,4-Trichlorobenzene	0.011	U	124-48-1	Dibromochloromethane	0.029	U
96-12-8	1,2-Dibromo-3-Chloropropa	0.011	U	75-71-8	Dichlorodifluoromethane	0.011	U
106-93-4	1,2-Dibromoethane	0.011	U	100-41-4	Ethylbenzene	0.0057	U
95-50-1	1,2-Dichlorobenzene	0.011	U	98-82-8	Isopropylbenzene	0.0057	U
107-06-2	1,2-Dichloroethane	0.011	U	136777612	m&p-Xylenes	0.0057	U
78-87-5	1,2-Dichloropropane	0.011	U	79-20-9	Methyl Acetate	0.011	U
541-73-1	1,3-Dichlorobenzene	0.011	U	108-87-2	Methylcyclohexane	0.011	U
106-46-7	1,4-Dichlorobenzene	0.011	U	75-09-2	Methylene Chloride	0.011	U
78-93-3	2-Butanone	0.029	U	1634-04-4	Methyl-t-butyl ether	0.0029	U
591-78-6	2-Hexanone	0.011	U	95-47-6	o-Xylene	0.0057	U
108-10-1	4-Methyl-2-Pentanone	0.011	U	100-42-5	Styrene	0.011	U
67-64-1	Acetone	0.14	U	127-18-4	Tetrachloroethene	0.011	0.70
71-43-2	Benzene	0.0057	U	108-88-3	Toluene	0.0057	U
75-27-4	Bromodichloromethane	0.011	U	156-60-5	trans-1,2-Dichloroethene	0.011	U
75-25-2	Bromoform	0.011	U	10061-02-6	trans-1,3-Dichloropropene	0.029	U
74-83-9	Bromomethane	0.011	U	79-01-6	Trichloroethene	0.011	0.043
75-15-0	Carbon Disulfide	0.011	U	75-69-4	Trichlorofluoromethane	0.011	U
56-23-5	Carbon Tetrachloride	0.011	U	75-01-4	Vinyl Chloride	0.011	U
108-90-7	Chlorobenzene	0.011	U	1330-20-7	Xylenes (Total)	0.0057	U

Worksheet #: 192369

Total Target Concentration 0.74

ColumnID: (^) Indicates results from 2nd column

U - Indicates the compound was analyzed but not detected.*B* - Indicates the analyte was found in the blank as well as in the sample.*E* - Indicates the analyte concentration exceeds the calibration range of the instrument.*R* - Retention Time Out*J* - Indicates an estimated value when a compound is detected at less than the specified detection limit.*d* - Pesticide %Diff>40% between columns due to coelution. Lower concentration used

Form1

ORGANICS VOLATILE REPORT

Sample Number: AC59221-003

Client Id: MW-07 6-7

Data File: 1M68779.D

Analysis Date: 05/26/11 17:44

Date Rec/Extracted: 05/20/11-NA

Column: DB-624 25M 0.200mm ID 1.12um film

Method: EPA 8260B

Matrix: Soil

Initial Vol: 4.96g

Final Vol: NA

Dilution: 1.01

Solids: 81

Units: mg/Kg

Cas #	Compound	RL	Conc	Cas #	Compound	RL	Conc
71-55-6	1,1,1-Trichloroethane	0.0025	U	75-00-3	Chloroethane	0.0025	U
79-34-5	1,1,2,2-Tetrachloroethane	0.0062	U	67-66-3	Chloroform	0.0025	U
76-13-1	1,1,2-Trichloro-1,2,2-trifluor	0.0025	U	74-87-3	Chloromethane	0.0025	U
79-00-5	1,1,2-Trichloroethane	0.0025	U	156-59-2	cis-1,2-Dichloroethene	0.0025	U
75-34-3	1,1-Dichloroethane	0.0025	U	10061-01-5	cis-1,3-Dichloropropene	0.0062	U
75-35-4	1,1-Dichloroethene	0.0025	U	110-82-7	Cyclohexane	0.0025	U
120-82-1	1,2,4-Trichlorobenzene	0.0025	U	124-48-1	Dibromochloromethane	0.0062	U
96-12-8	1,2-Dibromo-3-Chloropropa	0.0025	U	75-71-8	Dichlorodifluoromethane	0.0025	U
106-93-4	1,2-Dibromoethane	0.0025	U	100-41-4	Ethylbenzene	0.0012	U
95-50-1	1,2-Dichlorobenzene	0.0025	U	98-82-8	Isopropylbenzene	0.0012	U
107-06-2	1,2-Dichloroethane	0.0025	U	136777612	m&p-Xylenes	0.0012	U
78-87-5	1,2-Dichloropropane	0.0025	U	79-20-9	Methyl Acetate	0.0025	U
541-73-1	1,3-Dichlorobenzene	0.0025	U	108-87-2	Methylcyclohexane	0.0025	U
106-46-7	1,4-Dichlorobenzene	0.0025	U	75-09-2	Methylene Chloride	0.0025	U
78-93-3	2-Butanone	0.0062	U	1634-04-4	Methyl-t-butyl ether	0.00062	U
591-78-6	2-Hexanone	0.0025	U	95-47-6	o-Xylene	0.0012	U
108-10-1	4-Methyl-2-Pentanone	0.0025	U	100-42-5	Styrene	0.0025	U
67-64-1	Acetone	0.031	U	127-18-4	Tetrachloroethene	0.0025	0.085
71-43-2	Benzene	0.0012	U	108-88-3	Toluene	0.0012	U
75-27-4	Bromodichloromethane	0.0025	U	156-60-5	trans-1,2-Dichloroethene	0.0025	U
75-25-2	Bromoform	0.0025	U	10061-02-6	trans-1,3-Dichloropropene	0.0062	U
74-83-9	Bromomethane	0.0025	U	79-01-6	Trichloroethene	0.0025	0.011
75-15-0	Carbon Disulfide	0.0025	U	75-69-4	Trichlorofluoromethane	0.0025	U
56-23-5	Carbon Tetrachloride	0.0025	U	75-01-4	Vinyl Chloride	0.0025	U
108-90-7	Chlorobenzene	0.0025	U	1330-20-7	Xylenes (Total)	0.0012	U

Worksheet #: 192369

Total Target Concentration 0.096

ColumnID: (^) Indicates results from 2nd column

U - Indicates the compound was analyzed but not detected.

B - Indicates the analyte was found in the blank as well as in the sample.

E - Indicates the analyte concentration exceeds the calibration range of the instrument.

R - Retention Time Out

J - Indicates an estimated value when a compound is detected at less than the specified detection limit.

d - Pesticide %Diff>40% between columns due to coelution. Lower concentration used

Form1

ORGANICS VOLATILE REPORT

Sample Number: AC59221-004(5X)

Client Id: MW-07 14-15

Data File: 1M68826.D

Analysis Date: 05/27/11 10:55

Date Rec/Extracted: 05/20/11-NA

Column: DB-624 25M 0.200mm ID 1.12um film

Method: EPA 8260B

Matrix: Soil

Initial Vol: 1.04g

Final Vol: NA

Dilution: 4.81

Solids: 78

Units: mg/Kg

Cas #	Compound	RL	Conc	Cas #	Compound	RL	Conc
71-55-6	1,1,1-Trichloroethane	0.012	U	75-00-3	Chloroethane	0.012	U
79-34-5	1,1,2,2-Tetrachloroethane	0.031	U	67-66-3	Chloroform	0.012	U
76-13-1	1,1,2-Trichloro-1,2,2-trifluor	0.012	U	74-87-3	Chloromethane	0.012	U
79-00-5	1,1,2-Trichloroethane	0.012	U	156-59-2	cis-1,2-Dichloroethene	0.012	0.018
75-34-3	1,1-Dichloroethane	0.012	U	10061-01-5	cis-1,3-Dichloropropene	0.031	U
75-35-4	1,1-Dichloroethene	0.012	U	110-82-7	Cyclohexane	0.012	U
120-82-1	1,2,4-Trichlorobenzene	0.012	U	124-48-1	Dibromochloromethane	0.031	U
96-12-8	1,2-Dibromo-3-Chloropropa	0.012	U	75-71-8	Dichlorodifluoromethane	0.012	U
106-93-4	1,2-Dibromoethane	0.012	U	100-41-4	Ethylbenzene	0.0062	U
95-50-1	1,2-Dichlorobenzene	0.012	U	98-82-8	Isopropylbenzene	0.0062	U
107-06-2	1,2-Dichloroethane	0.012	U	136777612	m&p-Xylenes	0.0062	U
78-87-5	1,2-Dichloropropane	0.012	U	79-20-9	Methyl Acetate	0.012	U
541-73-1	1,3-Dichlorobenzene	0.012	U	108-87-2	Methylcyclohexane	0.012	U
106-46-7	1,4-Dichlorobenzene	0.012	U	75-09-2	Methylene Chloride	0.012	U
78-93-3	2-Butanone	0.031	U	1634-04-4	Methyl-t-butyl ether	0.0031	U
591-78-6	2-Hexanone	0.012	U	95-47-6	o-Xylene	0.0062	U
108-10-1	4-Methyl-2-Pentanone	0.012	U	100-42-5	Styrene	0.012	U
67-64-1	Acetone	0.15	U	127-18-4	Tetrachloroethene	0.012	0.67
71-43-2	Benzene	0.0062	U	108-88-3	Toluene	0.0062	U
75-27-4	Bromodichloromethane	0.012	U	156-60-5	trans-1,2-Dichloroethene	0.012	U
75-25-2	Bromoform	0.012	U	10061-02-6	trans-1,3-Dichloropropene	0.031	U
74-83-9	Bromomethane	0.012	U	79-01-6	Trichloroethene	0.012	0.056
75-15-0	Carbon Disulfide	0.012	U	75-69-4	Trichlorofluoromethane	0.012	U
56-23-5	Carbon Tetrachloride	0.012	U	75-01-4	Vinyl Chloride	0.012	U
108-90-7	Chlorobenzene	0.012	U	1330-20-7	Xylenes (Total)	0.0062	U

Worksheet #: 192369

Total Target Concentration 0.74

ColumnID: (^) Indicates results from 2nd column

*U - Indicates the compound was analyzed but not detected.**B - Indicates the analyte was found in the blank as well as in the sample.**E - Indicates the analyte concentration exceeds the calibration range of the instrument.**R - Retention Time Out**J - Indicates an estimated value when a compound is detected at less than the specified detection limit.**d - Pesticide %Diff>40% between columns due to coelution. Lower concentration use a*

Form1
ORGANICS VOLATILE REPORT

Sample Number: AC59221-005
Client Id: MW-08 11-12
Data File: 1M68802.D
Analysis Date: 05/27/11 00:05
Date Rec/Extracted: 05/20/11-NA
Column: DB-624 25M 0.200mm ID 1.12um film

Method: EPA 8260B
Matrix: Soil
Initial Vol: 4.92g
Final Vol: NA
Dilution: 1.02
Solids: 64

Units: mg/Kg

Cas #	Compound	RL	Conc	Cas #	Compound	RL	Conc
71-55-6	1,1,1-Trichloroethane	0.0032	U	75-00-3	Chloroethane	0.0032	U
79-34-5	1,1,2,2-Tetrachloroethane	0.0079	U	67-66-3	Chloroform	0.0032	U
76-13-1	1,1,2-Trichloro-1,2,2-trifluor	0.0032	U	74-87-3	Chloromethane	0.0032	U
79-00-5	1,1,2-Trichloroethane	0.0032	U	156-59-2	cis-1,2-Dichloroethene	0.0032	0.043
75-34-3	1,1-Dichloroethane	0.0032	U	10061-01-5	cis-1,3-Dichloropropene	0.0079	U
75-35-4	1,1-Dichloroethene	0.0032	U	110-82-7	Cyclohexane	0.0032	U
120-82-1	1,2,4-Trichlorobenzene	0.0032	U	124-48-1	Dibromochloromethane	0.0079	U
96-12-8	1,2-Dibromo-3-Chloropropa	0.0032	U	75-71-8	Dichlorodifluoromethane	0.0032	U
106-93-4	1,2-Dibromoethane	0.0032	U	100-41-4	Ethylbenzene	0.0016	U
95-50-1	1,2-Dichlorobenzene	0.0032	U	98-82-8	Isopropylbenzene	0.0016	U
107-06-2	1,2-Dichloroethane	0.0032	U	136777612	m&p-Xylenes	0.0016	U
78-87-5	1,2-Dichloropropane	0.0032	U	79-20-9	Methyl Acetate	0.0032	U
541-73-1	1,3-Dichlorobenzene	0.0032	U	108-87-2	Methylcyclohexane	0.0032	U
106-46-7	1,4-Dichlorobenzene	0.0032	U	75-09-2	Methylene Chloride	0.0032	U
78-93-3	2-Butanone	0.0079	0.048	1634-04-4	Methyl-t-butyl ether	0.00079	U
591-78-6	2-Hexanone	0.0032	U	95-47-6	o-Xylene	0.0016	U
108-10-1	4-Methyl-2-Pentanone	0.0032	U	100-42-5	Styrene	0.0032	U
67-64-1	Acetone	0.040	0.21	127-18-4	Tetrachloroethene	0.0032	U
71-43-2	Benzene	0.0016	U	108-88-3	Toluene	0.0016	U
75-27-4	Bromodichloromethane	0.0032	U	156-60-5	trans-1,2-Dichloroethene	0.0032	U
75-25-2	Bromoform	0.0032	U	10061-02-6	trans-1,3-Dichloropropene	0.0079	U
74-83-9	Bromomethane	0.0032	U	79-01-6	Trichloroethene	0.0032	0.010
75-15-0	Carbon Disulfide	0.0032	U	75-69-4	Trichlorofluoromethane	0.0032	U
56-23-5	Carbon Tetrachloride	0.0032	U	75-01-4	Vinyl Chloride	0.0032	U
108-90-7	Chlorobenzene	0.0032	U	1330-20-7	Xylenes (Total)	0.0016	U

Worksheet #: 192369

Total Target Concentration 0.31

ColumnID: (^) Indicates results from 2nd column

U - Indicates the compound was analyzed but not detected.

B - Indicates the analyte was found in the blank as well as in the sample.

E - Indicates the analyte concentration exceeds the calibration range of the instrument.

R - Retention Time Out

J - Indicates an estimated value when a compound is detected at less than the specified detection limit.

d - Pesticide %Diff>40% between columns due to coelution. Lower concentration use

Form1

ORGANICS VOLATILE REPORT

Sample Number: AC59221-006

Client Id: MW-09 5-6

Data File: 1M68781.D

Analysis Date: 05/26/11 18:17

Date Rec/Extracted: 05/20/11-NA

Column: DB-624 25M 0.200mm ID 1.12um film

Method: EPA 8260B

Matrix: Soil

Initial Vol: 5.02g

Final Vol: NA

Dilution: 0.996

Solids: 81

Units: mg/Kg

Cas #	Compound	RL	Conc	Cas #	Compound	RL	Conc
71-55-6	1,1,1-Trichloroethane	0.0025	U	75-00-3	Chloroethane	0.0025	U
79-34-5	1,1,2,2-Tetrachloroethane	0.0061	U	67-66-3	Chloroform	0.0025	U
76-13-1	1,1,2-Trichloro-1,2,2-trifluor	0.0025	U	74-87-3	Chloromethane	0.0025	U
79-00-5	1,1,2-Trichloroethane	0.0025	U	156-59-2	cis-1,2-Dichloroethene	0.0025	U
75-34-3	1,1-Dichloroethane	0.0025	U	10061-01-5	cis-1,3-Dichloropropene	0.0061	U
75-35-4	1,1-Dichloroethene	0.0025	U	110-82-7	Cyclohexane	0.0025	U
120-82-1	1,2,4-Trichlorobenzene	0.0025	U	124-48-1	Dibromochloromethane	0.0061	U
96-12-8	1,2-Dibromo-3-Chloropropa	0.0025	U	75-71-8	Dichlorodifluoromethane	0.0025	U
106-93-4	1,2-Dibromoethane	0.0025	U	100-41-4	Ethylbenzene	0.0012	U
95-50-1	1,2-Dichlorobenzene	0.0025	U	98-82-8	Isopropylbenzene	0.0012	U
107-06-2	1,2-Dichloroethane	0.0025	U	136777612	m&p-Xylenes	0.0012	U
78-87-5	1,2-Dichloropropane	0.0025	U	79-20-9	Methyl Acetate	0.0025	U
541-73-1	1,3-Dichlorobenzene	0.0025	U	108-87-2	Methylcyclohexane	0.0025	U
106-46-7	1,4-Dichlorobenzene	0.0025	U	75-09-2	Methylene Chloride	0.0025	U
78-93-3	2-Butanone	0.0061	U	1634-04-4	Methyl-t-butyl ether	0.00061	U
591-78-6	2-Hexanone	0.0025	U	95-47-6	o-Xylene	0.0012	U
108-10-1	4-Methyl-2-Pentanone	0.0025	U	100-42-5	Styrene	0.0025	U
67-64-1	Acetone	0.031	U	127-18-4	Tetrachloroethene	0.0025	U
71-43-2	Benzene	0.0012	U	108-88-3	Toluene	0.0012	U
75-27-4	Bromodichloromethane	0.0025	U	156-60-5	trans-1,2-Dichloroethene	0.0025	U
75-25-2	Bromoform	0.0025	U	10061-02-6	trans-1,3-Dichloropropene	0.0061	U
74-83-9	Bromomethane	0.0025	U	79-01-6	Trichloroethene	0.0025	U
75-15-0	Carbon Disulfide	0.0025	U	75-69-4	Trichlorofluoromethane	0.0025	U
56-23-5	Carbon Tetrachloride	0.0025	U	75-01-4	Vinyl Chloride	0.0025	U
108-90-7	Chlorobenzene	0.0025	U	1330-20-7	Xylenes (Total)	0.0012	U

Worksheet #: 192369

Total Target Concentration 0

ColumnID: (^) Indicates results from 2nd column

U - Indicates the compound was analyzed but not detected.

B - Indicates the analyte was found in the blank as well as in the sample.

E - Indicates the analyte concentration exceeds the calibration range of the instrument.

R - Retention Time Out

J - Indicates an estimated value when a compound is detected at less than the specified detection limit.

d - Pesticide %Diff>40% between columns due to coelution. Lower concentration use a

Form1

ORGANICS VOLATILE REPORT

Sample Number: AC59221-007

Client Id: MW-09 6-7

Data File: 1M68782.D

Analysis Date: 05/26/11 18:34

Date Rec/Extracted: 05/20/11-NA

Column: DB-624 25M 0.200mm ID 1.12um film

Method: EPA 8260B

Matrix: Soil

Initial Vol: 5.1g

Final Vol: NA

Dilution: 0.980

Solids: 83

Units: mg/Kg

Cas #	Compound	RL	Conc	Cas #	Compound	RL	Conc
71-55-6	1,1,1-Trichloroethane	0.0024	U	75-00-3	Chloroethane	0.0024	U
79-34-5	1,1,2,2-Tetrachloroethane	0.0059	U	67-66-3	Chloroform	0.0024	U
76-13-1	1,1,2-Trichloro-1,2,2-trifluor	0.0024	U	74-87-3	Chloromethane	0.0024	U
79-00-5	1,1,2-Trichloroethane	0.0024	U	156-59-2	cis-1,2-Dichloroethene	0.0024	U
75-34-3	1,1-Dichloroethane	0.0024	U	10061-01-5	cis-1,3-Dichloropropene	0.0059	U
75-35-4	1,1-Dichloroethene	0.0024	U	110-82-7	Cyclohexane	0.0024	U
120-82-1	1,2,4-Trichlorobenzene	0.0024	U	124-48-1	Dibromochloromethane	0.0059	U
96-12-8	1,2-Dibromo-3-Chloropropa	0.0024	U	75-71-8	Dichlorodifluoromethane	0.0024	U
106-93-4	1,2-Dibromoethane	0.0024	U	100-41-4	Ethylbenzene	0.0012	U
95-50-1	1,2-Dichlorobenzene	0.0024	U	98-82-8	Isopropylbenzene	0.0012	U
107-06-2	1,2-Dichloroethane	0.0024	U	136777612	m&p-Xylenes	0.0012	U
78-87-5	1,2-Dichloropropane	0.0024	U	79-20-9	Methyl Acetate	0.0024	U
541-73-1	1,3-Dichlorobenzene	0.0024	U	108-87-2	Methylcyclohexane	0.0024	U
106-46-7	1,4-Dichlorobenzene	0.0024	U	75-09-2	Methylene Chloride	0.0024	U
78-93-3	2-Butanone	0.0059	U	1634-04-4	Methyl-t-butyl ether	0.00059	U
591-78-6	2-Hexanone	0.0024	U	95-47-6	o-Xylene	0.0012	U
108-10-1	4-Methyl-2-Pentanone	0.0024	U	100-42-5	Styrene	0.0024	U
67-64-1	Acetone	0.030	U	127-18-4	Tetrachloroethene	0.0024	U
71-43-2	Benzene	0.0012	U	108-88-3	Toluene	0.0012	U
75-27-4	Bromodichloromethane	0.0024	U	156-60-5	trans-1,2-Dichloroethene	0.0024	U
75-25-2	Bromoform	0.0024	U	10061-02-6	trans-1,3-Dichloropropene	0.0059	U
74-83-9	Bromomethane	0.0024	U	79-01-6	Trichloroethene	0.0024	U
75-15-0	Carbon Disulfide	0.0024	U	75-69-4	Trichlorofluoromethane	0.0024	U
56-23-5	Carbon Tetrachloride	0.0024	U	75-01-4	Vinyl Chloride	0.0024	U
108-90-7	Chlorobenzene	0.0024	U	1330-20-7	Xylenes (Total)	0.0012	U

Worksheet #: 192369

Total Target Concentration 0

ColumnID: (^) Indicates results from 2nd column

U - Indicates the compound was analyzed but not detected.

B - Indicates the analyte was found in the blank as well as in the sample.

E - Indicates the analyte concentration exceeds the calibration range of the instrument.

R - Retention Time Out

J - Indicates an estimated value when a compound is detected at less than the specified detection limit.

d - Pesticide %Diff>40% between columns due to coelution. Lower concentration used

Form1

ORGANICS VOLATILE REPORT

Sample Number: AC59221-008

Client Id: MW-10 7-8

Data File: 1M68783.D

Analysis Date: 05/26/11 18:50

Date Rec/Extracted: 05/20/11-NA

Column: DB-624 25M 0.200mm ID 1.12um film

Method: EPA 8260B

Matrix: Soil

Initial Vol: 5.05g

Final Vol: NA

Dilution: 0.990

Solids: 75

Units: mg/Kg

Cas #	Compound	RL	Conc	Cas #	Compound	RL	Conc
71-55-6	1,1,1-Trichloroethane	0.0026	U	75-00-3	Chloroethane	0.0026	U
79-34-5	1,1,2,2-Tetrachloroethane	0.0066	U	67-66-3	Chloroform	0.0026	U
76-13-1	1,1,2-Trichloro-1,2,2-trifluor	0.0026	U	74-87-3	Chloromethane	0.0026	U
79-00-5	1,1,2-Trichloroethane	0.0026	U	156-59-2	cis-1,2-Dichloroethene	0.0026	U
75-34-3	1,1-Dichloroethane	0.0026	U	10061-01-5	cis-1,3-Dichloropropene	0.0066	U
75-35-4	1,1-Dichloroethene	0.0026	U	110-82-7	Cyclohexane	0.0026	U
120-82-1	1,2,4-Trichlorobenzene	0.0026	U	124-48-1	Dibromochloromethane	0.0066	U
96-12-8	1,2-Dibromo-3-Chloropropa	0.0026	U	75-71-8	Dichlorodifluoromethane	0.0026	U
106-93-4	1,2-Dibromoethane	0.0026	U	100-41-4	Ethylbenzene	0.0013	U
95-50-1	1,2-Dichlorobenzene	0.0026	U	98-82-8	Isopropylbenzene	0.0013	U
107-06-2	1,2-Dichloroethane	0.0026	U	136777612	m&p-Xylenes	0.0013	U
78-87-5	1,2-Dichloropropane	0.0026	U	79-20-9	Methyl Acetate	0.0026	U
541-73-1	1,3-Dichlorobenzene	0.0026	U	108-87-2	Methylcyclohexane	0.0026	U
106-46-7	1,4-Dichlorobenzene	0.0026	U	75-09-2	Methylene Chloride	0.0026	U
78-93-3	2-Butanone	0.0066	U	1634-04-4	Methyl-t-butyl ether	0.00066	U
591-78-6	2-Hexanone	0.0026	U	95-47-6	o-Xylene	0.0013	U
108-10-1	4-Methyl-2-Pentanone	0.0026	U	100-42-5	Styrene	0.0026	U
67-64-1	Acetone	0.033	U	127-18-4	Tetrachloroethene	0.0026	U
71-43-2	Benzene	0.0013	U	108-88-3	Toluene	0.0013	U
75-27-4	Bromodichloromethane	0.0026	U	156-60-5	trans-1,2-Dichloroethene	0.0026	U
75-25-2	Bromoform	0.0026	U	10061-02-6	trans-1,3-Dichloropropene	0.0066	U
74-83-9	Bromomethane	0.0026	U	79-01-6	Trichloroethene	0.0026	U
75-15-0	Carbon Disulfide	0.0026	U	75-69-4	Trichlorofluoromethane	0.0026	U
56-23-5	Carbon Tetrachloride	0.0026	U	75-01-4	Vinyl Chloride	0.0026	U
108-90-7	Chlorobenzene	0.0026	U	1330-20-7	Xylenes (Total)	0.0013	U

Worksheet #: 192369

Total Target Concentration 0

ColumnID: (^) Indicates results from 2nd column

U - Indicates the compound was analyzed but not detected.

B - Indicates the analyte was found in the blank as well as in the sample.

E - Indicates the analyte concentration exceeds the calibration range of the instrument.

R - Retention Time Out

J - Indicates an estimated value when a compound is detected at less than the specified detection limit.

d - Pesticide %Diff>40% between columns due to coelution. Lower concentration used

Form1

ORGANICS VOLATILE REPORT

Sample Number: AC59221-009

Client Id: MW-11 5-6

Data File: 1M68784.D

Analysis Date: 05/26/11 19:07

Date Rec/Extracted: 05/20/11-NA

Column: DB-624 25M 0.200mm ID 1.12um film

Method: EPA 8260B

Matrix: Soil

Initial Vol: 5.08g

Final Vol: NA

Dilution: 0.984

Solids: 90

Units: mg/Kg

Cas #	Compound	RL	Conc	Cas #	Compound	RL	Conc
71-55-6	1,1,1-Trichloroethane	0.0022	U	75-00-3	Chloroethane	0.0022	U
79-34-5	1,1,2,2-Tetrachloroethane	0.0055	U	67-66-3	Chloroform	0.0022	U
76-13-1	1,1,2-Trichloro-1,2,2-trifluor	0.0022	U	74-87-3	Chloromethane	0.0022	U
79-00-5	1,1,2-Trichloroethane	0.0022	U	156-59-2	cis-1,2-Dichloroethene	0.0022	U
75-34-3	1,1-Dichloroethane	0.0022	U	10061-01-5	cis-1,3-Dichloropropene	0.0055	U
75-35-4	1,1-Dichloroethene	0.0022	U	110-82-7	Cyclohexane	0.0022	U
120-82-1	1,2,4-Trichlorobenzene	0.0022	U	124-48-1	Dibromochloromethane	0.0055	U
96-12-8	1,2-Dibromo-3-Chloropropa	0.0022	U	75-71-8	Dichlorodifluoromethane	0.0022	U
106-93-4	1,2-Dibromoethane	0.0022	U	100-41-4	Ethylbenzene	0.0011	U
95-50-1	1,2-Dichlorobenzene	0.0022	U	98-82-8	Isopropylbenzene	0.0011	U
107-06-2	1,2-Dichloroethane	0.0022	U	136777612	m&p-Xylenes	0.0011	U
78-87-5	1,2-Dichloropropane	0.0022	U	79-20-9	Methyl Acetate	0.0022	U
541-73-1	1,3-Dichlorobenzene	0.0022	U	108-87-2	Methylcyclohexane	0.0022	U
106-46-7	1,4-Dichlorobenzene	0.0022	U	75-09-2	Methylene Chloride	0.0022	U
78-93-3	2-Butanone	0.0055	U	1634-04-4	Methyl-t-butyl ether	0.00055	U
591-78-6	2-Hexanone	0.0022	U	95-47-6	o-Xylene	0.0011	U
108-10-1	4-Methyl-2-Pentanone	0.0022	U	100-42-5	Styrene	0.0022	U
67-64-1	Acetone	0.027	U	127-18-4	Tetrachloroethene	0.0022	0.0047
71-43-2	Benzene	0.0011	U	108-88-3	Toluene	0.0011	U
75-27-4	Bromodichloromethane	0.0022	U	156-60-5	trans-1,2-Dichloroethene	0.0022	U
75-25-2	Bromoform	0.0022	U	10061-02-6	trans-1,3-Dichloropropene	0.0055	U
74-83-9	Bromomethane	0.0022	U	79-01-6	Trichloroethene	0.0022	U
75-15-0	Carbon Disulfide	0.0022	U	75-69-4	Trichlorofluoromethane	0.0022	U
56-23-5	Carbon Tetrachloride	0.0022	U	75-01-4	Vinyl Chloride	0.0022	U
108-90-7	Chlorobenzene	0.0022	U	1330-20-7	Xylenes (Total)	0.0011	U

Worksheet #: 192369

Total Target Concentration 0.0047

ColumnID: (^) Indicates results from 2nd column

U - Indicates the compound was analyzed but not detected.

B - Indicates the analyte was found in the blank as well as in the sample.

E - Indicates the analyte concentration exceeds the calibration range of the instrument.

R - Retention Time Out

J - Indicates an estimated value when a compound is detected at less than the specified detection limit.

d - Pesticide %Diff>40% between columns due to coelution. Lower concentration used

Form1

ORGANICS VOLATILE REPORT

Sample Number: AC59221-010

Client Id: MW-11 13-14

Data File: 1M68785.D

Analysis Date: 05/26/11 19:23

Date Rec/Extracted: 05/20/11-NA

Column: DB-624 25M 0.200mm ID 1.12um film

Method: EPA 8260B

Matrix: Soil

Initial Vol: 5.04g

Final Vol: NA

Dilution: 0.992

Solids: 76

Units: mg/Kg

Cas #	Compound	RL	Conc	Cas #	Compound	RL	Conc
71-55-6	1,1,1-Trichloroethane	0.0026	U	75-00-3	Chloroethane	0.0026	U
79-34-5	1,1,2,2-Tetrachloroethane	0.0065	U	67-66-3	Chloroform	0.0026	U
76-13-1	1,1,2-Trichloro-1,2,2-trifluor	0.0026	U	74-87-3	Chloromethane	0.0026	U
79-00-5	1,1,2-Trichloroethane	0.0026	U	156-59-2	cis-1,2-Dichloroethene	0.0026	U
75-34-3	1,1-Dichloroethane	0.0026	U	10061-01-5	cis-1,3-Dichloropropene	0.0065	U
75-35-4	1,1-Dichloroethene	0.0026	U	110-82-7	Cyclohexane	0.0026	U
120-82-1	1,2,4-Trichlorobenzene	0.0026	U	124-48-1	Dibromochloromethane	0.0065	U
96-12-8	1,2-Dibromo-3-Chloropropa	0.0026	U	75-71-8	Dichlorodifluoromethane	0.0026	U
106-93-4	1,2-Dibromoethane	0.0026	U	100-41-4	Ethylbenzene	0.0013	U
95-50-1	1,2-Dichlorobenzene	0.0026	U	98-82-8	Isopropylbenzene	0.0013	U
107-06-2	1,2-Dichloroethane	0.0026	U	136777612	m&p-Xylenes	0.0013	U
78-87-5	1,2-Dichloropropane	0.0026	U	79-20-9	Methyl Acetate	0.0026	U
541-73-1	1,3-Dichlorobenzene	0.0026	U	108-87-2	Methylcyclohexane	0.0026	U
106-46-7	1,4-Dichlorobenzene	0.0026	U	75-09-2	Methylene Chloride	0.0026	U
78-93-3	2-Butanone	0.0065	U	1634-04-4	Methyl-t-butyl ether	0.00065	U
591-78-6	2-Hexanone	0.0026	U	95-47-6	o-Xylene	0.0013	U
108-10-1	4-Methyl-2-Pentanone	0.0026	U	100-42-5	Styrene	0.0026	U
67-64-1	Acetone	0.033	U	127-18-4	Tetrachloroethene	0.0026	U
71-43-2	Benzene	0.0013	U	108-88-3	Toluene	0.0013	U
75-27-4	Bromodichloromethane	0.0026	U	156-60-5	trans-1,2-Dichloroethene	0.0026	U
75-25-2	Bromoform	0.0026	U	10061-02-6	trans-1,3-Dichloropropene	0.0065	U
74-83-9	Bromomethane	0.0026	U	79-01-6	Trichloroethene	0.0026	U
75-15-0	Carbon Disulfide	0.0026	U	75-69-4	Trichlorofluoromethane	0.0026	U
56-23-5	Carbon Tetrachloride	0.0026	U	75-01-4	Vinyl Chloride	0.0026	U
108-90-7	Chlorobenzene	0.0026	U	1330-20-7	Xylenes (Total)	0.0013	U

Worksheet #: 192369

Total Target Concentration 0

ColumnID: (^) Indicates results from 2nd column

U - Indicates the compound was analyzed but not detected.

B - Indicates the analyte was found in the blank as well as in the sample.

E - Indicates the analyte concentration exceeds the calibration range of the instrument.

R - Retention Time Out

J - Indicates an estimated value when a compound is detected at less than the specified detection limit.

d - Pesticide %Diff>40% between columns due to coelution. Lower concentration used

Form1

ORGANICS VOLATILE REPORT

Sample Number: AC59221-010

Client Id: MW-11 13-14

Data File: 1M68821.D

Analysis Date: 05/27/11 09:32

Date Rec/Extracted: 05/20/11-NA

Column: DB-624 25M 0.200mm ID 1.12um film

Method: EPA 8260B

Matrix: Soil

Initial Vol: 5.32g

Final Vol: NA

Dilution: 0.940

Solids: 76

Units: mg/Kg

Cas #	Compound	RL	Conc	Cas #	Compound	RL	Conc
71-55-6	1,1,1-Trichloroethane	0.0025	U	75-00-3	Chloroethane	0.0025	U
79-34-5	1,1,2,2-Tetrachloroethane	0.0062	U	67-66-3	Chloroform	0.0025	U
76-13-1	1,1,2-Trichloro-1,2,2-trifluor	0.0025	U	74-87-3	Chloromethane	0.0025	U
79-00-5	1,1,2-Trichloroethane	0.0025	U	156-59-2	cis-1,2-Dichloroethene	0.0025	U
75-34-3	1,1-Dichloroethane	0.0025	U	10061-01-5	cis-1,3-Dichloropropene	0.0062	U
75-35-4	1,1-Dichloroethene	0.0025	U	110-82-7	Cyclohexane	0.0025	U
120-82-1	1,2,4-Trichlorobenzene	0.0025	U	124-48-1	Dibromochloromethane	0.0062	U
96-12-8	1,2-Dibromo-3-Chloropropa	0.0025	U	75-71-8	Dichlorodifluoromethane	0.0025	U
106-93-4	1,2-Dibromoethane	0.0025	U	100-41-4	Ethylbenzene	0.0012	U
95-50-1	1,2-Dichlorobenzene	0.0025	U	98-82-8	Isopropylbenzene	0.0012	U
107-06-2	1,2-Dichloroethane	0.0025	U	136777612	m&p-Xylenes	0.0012	U
78-87-5	1,2-Dichloropropane	0.0025	U	79-20-9	Methyl Acetate	0.0025	U
541-73-1	1,3-Dichlorobenzene	0.0025	U	108-87-2	Methylcyclohexane	0.0025	U
106-46-7	1,4-Dichlorobenzene	0.0025	U	75-09-2	Methylene Chloride	0.0025	U
78-93-3	2-Butanone	0.0062	U	1634-04-4	Methyl-t-butyl ether	0.00062	U
591-78-6	2-Hexanone	0.0025	U	95-47-6	o-Xylene	0.0012	U
108-10-1	4-Methyl-2-Pentanone	0.0025	U	100-42-5	Styrene	0.0025	U
67-64-1	Acetone	0.031	U	127-18-4	Tetrachloroethene	0.0025	U
71-43-2	Benzene	0.0012	U	108-88-3	Toluene	0.0012	U
75-27-4	Bromodichloromethane	0.0025	U	156-60-5	trans-1,2-Dichloroethene	0.0025	U
75-25-2	Bromoform	0.0025	U	10061-02-6	trans-1,3-Dichloropropene	0.0062	U
74-83-9	Bromomethane	0.0025	U	79-01-6	Trichloroethene	0.0025	U
75-15-0	Carbon Disulfide	0.0025	U	75-69-4	Trichlorofluoromethane	0.0025	U
56-23-5	Carbon Tetrachloride	0.0025	U	75-01-4	Vinyl Chloride	0.0025	U
108-90-7	Chlorobenzene	0.0025	U	1330-20-7	Xylenes (Total)	0.0012	U

Worksheet #: 192366

Total Target Concentration 0

ColumnID: (^) Indicates results from 2nd column

U - Indicates the compound was analyzed but not detected.

B - Indicates the analyte was found in the blank as well as in the sample.

E - Indicates the analyte concentration exceeds the calibration range of the instrument.

R - Retention Time Out

J - Indicates an estimated value when a compound is detected at less than the specified detection limit.

d - Pesticide %Diff>40% between columns due to coelution. Lower concentration use a

Form1

ORGANICS VOLATILE REPORT

Sample Number: AC59221-011(MS:AC59

Client Id: MW-11 13-14 MS

Data File: 1M68822.D

Analysis Date: 05/27/11 09:48

Date Rec/Extracted: 05/20/11-NA

Column: DB-624 25M 0.200mm ID 1.12um film

Method: EPA 8260B

Matrix: Soil

Initial Vol: 5.21g

Final Vol: NA

Dilution: 0.960

Solids: 86

Units: mg/Kg

Cas #	Compound	RL	Conc	Cas #	Compound	RL	Conc
71-55-6	1,1,1-Trichloroethane	0.0022	0.037	75-00-3	Chloroethane	0.0022	0.034
79-34-5	1,1,2,2-Tetrachloroethane	0.0056	0.039	67-66-3	Chloroform	0.0022	0.033
76-13-1	1,1,2-Trichloro-1,2,2-triflu	0.0022	0.041	74-87-3	Chloromethane	0.0022	0.028
79-00-5	1,1,2-Trichloroethane	0.0022	0.033	156-59-2	cis-1,2-Dichloroethene	0.0022	0.028
75-34-3	1,1-Dichloroethane	0.0022	0.031	10061-01-5	cis-1,3-Dichloropropene	0.0056	0.018
75-35-4	1,1-Dichloroethene	0.0022	0.027	110-82-7	Cyclohexane	0.0022	0.033
120-82-1	1,2,4-Trichlorobenzene	0.0022	0.0032	124-48-1	Dibromochloromethane	0.0056	0.028
96-12-8	1,2-Dibromo-3-Chloroprop	0.0022	0.019	75-71-8	Dichlorodifluoromethane	0.0022	0.022
106-93-4	1,2-Dibromoethane	0.0022	0.018	100-41-4	Ethylbenzene	0.0011	0.025
95-50-1	1,2-Dichlorobenzene	0.0022	0.010	98-82-8	Isopropylbenzene	0.0011	0.029
107-06-2	1,2-Dichloroethane	0.0022	0.028	136777612	m&p-Xylenes	0.0011	0.045
78-87-5	1,2-Dichloropropane	0.0022	0.030	79-20-9	Methyl Acetate	0.0022	0.032
541-73-1	1,3-Dichlorobenzene	0.0022	0.0084	108-87-2	Methylcyclohexane	0.0022	0.031
106-46-7	1,4-Dichlorobenzene	0.0022	0.0071	75-09-2	Methylene Chloride	0.0022	0.033
78-93-3	2-Butanone	0.0056	0.043	1634-04-4	Methyl-t-butyl ether	0.00056	0.035
591-78-6	2-Hexanone	0.0022	0.021	95-47-6	o-Xylene	0.0011	0.028
108-10-1	4-Methyl-2-Pentanone	0.0022	0.040	100-42-5	Styrene	0.0022	0.013
67-64-1	Acetone	0.028	0.21	127-18-4	Tetrachloroethene	0.0022	0.024
71-43-2	Benzene	0.0011	0.030	108-88-3	Toluene	0.0011	0.024
75-27-4	Bromodichloromethane	0.0022	0.025	156-60-5	trans-1,2-Dichloroethene	0.0022	0.024
75-25-2	Bromoform	0.0022	0.029	10061-02-6	trans-1,3-Dichloropropene	0.0056	0.011
74-83-9	Bromomethane	0.0022	0.035	79-01-6	Trichloroethene	0.0022	0.019
75-15-0	Carbon Disulfide	0.0022	0.022	75-69-4	Trichlorofluoromethane	0.0022	0.033
56-23-5	Carbon Tetrachloride	0.0022	0.037	75-01-4	Vinyl Chloride	0.0022	0.033
108-90-7	Chlorobenzene	0.0022	0.016	1330-20-7	Xylenes (Total)	0.0011	0.073

Worksheet #: 192369

Total Target Concentration 1.5

ColumnID: (^) Indicates results from 2nd column

U - Indicates the compound was analyzed but not detected.

B - Indicates the analyte was found in the blank as well as in the sample.

E - Indicates the analyte concentration exceeds the calibration range of the instrument.

R - Retention Time Out

J - Indicates an estimated value when a compound is detected at less than the specified detection limit.

d - Pesticide %Diff>40% between columns due to coelution. Lower concentration use a

Form1

ORGANICS VOLATILE REPORT

Sample Number: AC59221-012(MSD:AC)

Client Id: MW-11 13-14 MSD

Data File: 1M68823.D

Analysis Date: 05/27/11 10:05

Date Rec/Extracted: 05/20/11-NA

Column: DB-624 25M 0.200mm ID 1.12um film

Method: EPA 8260B

Matrix: Soil

Initial Vol: 4.98g

Final Vol: NA

Dilution: 1.00

Solids: 84

Units: mg/Kg

Cas #	Compound	RL	Conc	Cas #	Compound	RL	Conc
71-55-6	1,1,1-Trichloroethane	0.0024	0.047	75-00-3	Chloroethane	0.0024	0.046
79-34-5	1,1,2,2-Tetrachloroethane	0.0060	0.056	67-66-3	Chloroform	0.0024	0.043
76-13-1	1,1,2-Trichloro-1,2,2-triflu	0.0024	0.050	74-87-3	Chloromethane	0.0024	0.035
79-00-5	1,1,2-Trichloroethane	0.0024	0.054	156-59-2	cis-1,2-Dichloroethene	0.0024	0.044
75-34-3	1,1-Dichloroethane	0.0024	0.043	10061-01-5	cis-1,3-Dichloropropene	0.0060	0.033
75-35-4	1,1-Dichloroethene	0.0024	0.040	110-82-7	Cyclohexane	0.0024	0.043
120-82-1	1,2,4-Trichlorobenzene	0.0024	0.0070	124-48-1	Dibromochloromethane	0.0060	0.046
96-12-8	1,2-Dibromo-3-Chloroprop	0.0024	0.038	75-71-8	Dichlorodifluoromethane	0.0024	0.028
106-93-4	1,2-Dibromoethane	0.0024	0.039	100-41-4	Ethylbenzene	0.0012	0.038
95-50-1	1,2-Dichlorobenzene	0.0024	0.021	98-82-8	Isopropylbenzene	0.0012	0.041
107-06-2	1,2-Dichloroethane	0.0024	0.043	136777612	m&p-Xylenes	0.0012	0.071
78-87-5	1,2-Dichloropropane	0.0024	0.042	79-20-9	Methyl Acetate	0.0024	0.042
541-73-1	1,3-Dichlorobenzene	0.0024	0.016	108-87-2	Methylcyclohexane	0.0024	0.043
106-46-7	1,4-Dichlorobenzene	0.0024	0.015	75-09-2	Methylene Chloride	0.0024	0.046
78-93-3	2-Butanone	0.0060	0.058	1634-04-4	Methyl-t-butyl ether	0.00060	0.046
591-78-6	2-Hexanone	0.0024	0.048	95-47-6	o-Xylene	0.0012	0.041
108-10-1	4-Methyl-2-Pentanone	0.0024	0.063	100-42-5	Styrene	0.0024	0.025
67-64-1	Acetone	0.030	0.29	127-18-4	Tetrachloroethene	0.0024	0.043
71-43-2	Benzene	0.0012	0.042	108-88-3	Toluene	0.0012	0.042
75-27-4	Bromodichloromethane	0.0024	0.036	156-60-5	trans-1,2-Dichloroethene	0.0024	0.037
75-25-2	Bromoform	0.0024	0.045	10061-02-6	trans-1,3-Dichloropropene	0.0060	0.025
74-83-9	Bromomethane	0.0024	0.044	79-01-6	Trichloroethene	0.0024	0.033
75-15-0	Carbon Disulfide	0.0024	0.034	75-69-4	Trichlorofluoromethane	0.0024	0.041
56-23-5	Carbon Tetrachloride	0.0024	0.046	75-01-4	Vinyl Chloride	0.0024	0.045
108-90-7	Chlorobenzene	0.0024	0.032	1330-20-7	Xylenes (Total)	0.0012	0.112

Worksheet #: 192369

Total Target Concentration 2.2

ColumnID: (^) Indicates results from 2nd column

U - Indicates the compound was analyzed but not detected.

B - Indicates the analyte was found in the blank as well as in the sample.

E - Indicates the analyte concentration exceeds the calibration range of the instrument.

R - Retention Time Out

J - Indicates an estimated value when a compound is detected at less than the specified detection limit.

d - Pesticide %Diff>40% between columns due to coelution. Lower concentration use a

Form1

ORGANICS VOLATILE REPORT

Sample Number: AC59221-013

Client Id: Duplicate

Data File: 1M68824.D

Analysis Date: 05/27/11 10:22

Date Rec/Extracted: 05/20/11-NA

Column: DB-624 25M 0.200mm ID 1.12um film

Method: EPA 8260B

Matrix: Soil

Initial Vol: 5.33g

Final Vol: NA

Dilution: 0.938

Solids: 87

Units: mg/Kg

Cas #	Compound	RL	Conc	Cas #	Compound	RL	Conc
71-55-6	1,1,1-Trichloroethane	0.0022	U	75-00-3	Chloroethane	0.0022	U
79-34-5	1,1,2,2-Tetrachloroethane	0.0054	U	67-66-3	Chloroform	0.0022	U
76-13-1	1,1,2-Trichloro-1,2,2-trifluor	0.0022	U	74-87-3	Chloromethane	0.0022	U
79-00-5	1,1,2-Trichloroethane	0.0022	U	156-59-2	cis-1,2-Dichloroethene	0.0022	U
75-34-3	1,1-Dichloroethane	0.0022	U	10061-01-5	cis-1,3-Dichloropropene	0.0054	U
75-35-4	1,1-Dichloroethene	0.0022	U	110-82-7	Cyclohexane	0.0022	U
120-82-1	1,2,4-Trichlorobenzene	0.0022	U	124-48-1	Dibromochloromethane	0.0054	U
96-12-8	1,2-Dibromo-3-Chloropropa	0.0022	U	75-71-8	Dichlorodifluoromethane	0.0022	U
106-93-4	1,2-Dibromoethane	0.0022	U	100-41-4	Ethylbenzene	0.0011	U
95-50-1	1,2-Dichlorobenzene	0.0022	U	98-82-8	Isopropylbenzene	0.0011	U
107-06-2	1,2-Dichloroethane	0.0022	U	136777612	m&p-Xylenes	0.0011	U
78-87-5	1,2-Dichloropropane	0.0022	U	79-20-9	Methyl Acetate	0.0022	U
541-73-1	1,3-Dichlorobenzene	0.0022	U	108-87-2	Methylcyclohexane	0.0022	U
106-46-7	1,4-Dichlorobenzene	0.0022	U	75-09-2	Methylene Chloride	0.0022	U
78-93-3	2-Butanone	0.0054	U	1634-04-4	Methyl-t-butyl ether	0.00054	U
591-78-6	2-Hexanone	0.0022	U	95-47-6	o-Xylene	0.0011	U
108-10-1	4-Methyl-2-Pentanone	0.0022	U	100-42-5	Styrene	0.0022	U
67-64-1	Acetone	0.027	U	127-18-4	Tetrachloroethene	0.0022	U
71-43-2	Benzene	0.0011	U	108-88-3	Toluene	0.0011	U
75-27-4	Bromodichloromethane	0.0022	U	156-60-5	trans-1,2-Dichloroethene	0.0022	U
75-25-2	Bromoform	0.0022	U	10061-02-6	trans-1,3-Dichloropropene	0.0054	U
74-83-9	Bromomethane	0.0022	U	79-01-6	Trichloroethene	0.0022	U
75-15-0	Carbon Disulfide	0.0022	U	75-69-4	Trichlorofluoromethane	0.0022	U
56-23-5	Carbon Tetrachloride	0.0022	U	75-01-4	Vinyl Chloride	0.0022	U
108-90-7	Chlorobenzene	0.0022	U	1330-20-7	Xylenes (Total)	0.0011	U

Worksheet #: 192369

Total Target Concentration 0

ColumnID: (^) Indicates results from 2nd column

U - Indicates the compound was analyzed but not detected.

B - Indicates the analyte was found in the blank as well as in the sample.

E - Indicates the analyte concentration exceeds the calibration range of the instrument.

R - Retention Time Out

J - Indicates an estimated value when a compound is detected at less than the specified detection limit.

d - Pesticide %Diff>40% between columns due to coelution. Lower concentration use a

VERITECH Wet Chem Form1 Analysis Summary % Solids

TestGroupName: % Solids SM2540G

Project #: 1052009

TestGroup: %SOLIDS

Lab#	Client SampleID	Matrix	Dilution:	Result	Units:	RL	Prep Date	Analysis Date	Received Date	Collect Date
AC59221-001	MW-06 4-5	Soil	1	87	Percent			05/23/11	05/20/11	05/16/11
AC59221-002	MW-06 10-11	Soil	1	85	Percent			05/23/11	05/20/11	05/16/11
AC59221-003	MW-07 6-7	Soil	1	81	Percent			05/23/11	05/20/11	05/16/11
AC59221-004	MW-07 14-15	Soil	1	78	Percent			05/23/11	05/20/11	05/16/11
AC59221-005	MW-08 11-12	Soil	1	64	Percent			05/23/11	05/20/11	05/17/11
AC59221-006	MW-09 5-6	Soil	1	81	Percent			05/23/11	05/20/11	05/17/11
AC59221-007	MW-09 6-7	Soil	1	83	Percent			05/23/11	05/20/11	05/17/11
AC59221-008	MW-10 7-8	Soil	1	75	Percent			05/23/11	05/20/11	05/18/11
AC59221-009	MW-11 5-6	Soil	1	90	Percent			05/23/11	05/20/11	05/18/11
AC59221-010	MW-11 13-14	Soil	1	76	Percent			05/23/11	05/20/11	05/18/11
AC59221-011	MW-11 13-14 MS	Soil	1	86	Percent			05/24/11	05/20/11	05/18/11
AC59221-012	MW-11 13-14 MS	Soil	1	84	Percent			05/24/11	05/20/11	05/18/11
AC59221-013	Duplicate	Soil	1	87	Percent			05/24/11	05/20/11	05/18/11

Chain of Custody Forms

175 US Hwy 46 West, Fairfield, New Jersey 07004 & 198 Route 46 East, 1st Floor, Fairfield, New Jersey 07004

NELAC/NJ# 07071/07069 CT# PH-0671 NY/ELAP# 11408/11939 PA# 68-463/68-04409 WV# 353 KY# 90124

3) Reporting Requirements (please circle)

Customer Information

1a) Customer: EA Engineers IncAddress: 6712 Brookhaven Parkway Suite 104Syracuse NY 132111b) Email/Cell/Fax/Ph: 315-431-46101c) Send Invoice To: Judy Graham jgraham@east.com1d) Send Report To: Judy Graham jgraham@east.com

Project Information

2a) Project: Danish Clearers2b) Project Manager: Judy Graham2c) Location (City/State): Allison NY2d) Quote#/PO# (If Applicable): 1436846

Expedited TAT Not always available (Please check with lab!)

7) Analysis Request

Check if Contingent====>

<===Check if Contingent

FOR LAB
USE
ONLY

Matrix Codes:

A-Air

O-Other

Batch#

DW-Drinking Water
GW-Ground Water
WW-Waste WaterS-Soil
SL-Sludge
O-Oil

Lab

4) Customer
Sample ID

5) Matrix

6) Sample
Date TimeComposite (C)
Grab (G)

NO. EPA 8200

None
MeOH
Encore
NaOH
HCl
H2SO4
HNO3
Other:

Of Bottles

9) Methanol
Bottle Numbers
(If applicable)
Comments

Lab	Sample ID	Matrix	Date	Time	Composite (C)	Grab (G)	NO. EPA 8200	None	MeOH	Encore	NaOH	HCl	H2SO4	HNO3	Other:	9) Methanol Bottle Numbers (If applicable) Comments
-001	MW-06	4-5	S	5/16/11	1230	G	2	2								
-002	MW-06	10-11	S	5/16/11	1230	G	2	2								
-003	MW-07	6-7	S	5/16/11	1520	G	2	2								
-004	MW-07	14-15	S	5/16/11	1520	G	2	2								
-005	MW-08	11-12	S	5/17/11	1100	G	2	2								
-006	MW-09	5-6	S	5/17/11	1345	G	2	2								
-007	MW-09	6-7	S	5/17/11	1400	G	2	2								
-008	MW-10	7-8	S	5/18/11	1045	G	2	2								
-009	MW-11	5-6	S	5/18/11	1453	G	2	2								
-010	MW-11	13-14 (MS/MS)	S	5/18/11	1453	G	2	2								

10) Relinquished By: 5/19/11 Accepted By: 5/19/11 Date: 5/19/11 Time: 1630

Comments, Notes, Special Requirements, HAZARDS

Felicé J. 5/20/11 100011) Sampler: 5/19/11 Date: 5/19/11

Please note NUMBERED items. If not completed your analytical work may be delayed.

A fee of \$5/sample will be assessed for storage should sample not be activated for any analysis

Cooler Temp
3.1

Customer Information

1a) Customer: EA EngineeringAddress: 10312 Brooktown Parkway Suite 10484900000 NY 132111b) Email/Cell/Fax/Ph: 315-431-40101c) Send Invoice To: Judy Gresham jgresham@east.com1d) Send Report To: Judy Gresham jgresham@east.com

Project Information

2a) Project: Douglasville Cleaners2b) Project Manager: Judy Gresham2c) Location (City/State): Albany, NY2d) Quote#/PO# (if Applicable): 14308, 46

Turnaround Time

24-Hour (100%)

48-Hour (75%)

72-Hour (50%)

4 Day (TPH)

1-Week (25%)

10 Days (10%)

Other: _____

Report type

Data Sum

Waste

Red-N/IN/PA

CLP

Full-Cat-B

Cat-A

Other: _____

Electronic Deliv

Hazard/Csv

Excel-N/CC

Excel-N/Tagm

Excel-PAACill

PDF

Other: _____

FOR LAB USE ONLY

Check if Contingent==>

7) Analysis Request

<===Check if Contingent

Batch#

Matrix Codes:

Lab Sample#

DW-Drinking Water
GW-Ground Water
WW-Waste WaterS-Soil
SL-Sludge
O-OilA-Air
O-Other

4) Customer Sample ID

5) Matrix

6) Sample Date Time

Composite (C)
Grab (G)# Of Bottles
None
MeOH
Encore
NaOH
HCl
H2SO4
HNO3
Other: _____

9) Methanol Bottle Numbers (if applicable)

1-018 Duplicate

S 5/18/11 X

G 2

2

10) Relinquished By:

Accepted By:

Date

Time

Comments, Notes, Special Requirements, HAZARDS

FealixFealix

5/19/11

1630

1600

11) Sample:

Date: 5/19/11

Please note NUMBERED items. If not completed your analytical work may be delayed.
A fee of \$5/sample will be assessed for storage should sample not be activated for any analysis

Cooler Temp

3.1

CONDITION UPON RECEIPT

Batch Number AC59221

Entered By: fRANTZ

Date Entered 5/20/2011 11:36:00 AM

- 1 Yes Is there a corresponding COC included with the samples?
- 2 Yes Are the samples in a container such as a cooler or Ice chest?
- 3 Yes Are the COC seals intact?
- 4 Yes Please specify the Temperature inside the container (in degC)
3.1
- 5 Yes Are the samples refrigerated (where required)/have they arrived on ice?
- 6 Yes Are the samples within the holding times for the parameters listed on the COC? IF no, list parameters and samples:
- 7 Yes Are all of the sample bottles intact? If no, specify sample numbers broken/leaking
- 8 Yes Are all of the sample labels or numbers legible? If no specify:
- 9 Yes Do the contents match the COC? If no, specify
- 10 Yes Is there enough sample sent for the analyses listed on the COC? If no, specify:
- 11 Yes Are samples preserved correctly?
- 12 Yes Was temperature blank present (Place comment below if not)? If not was temperature of samples verified?
- 13 NA Other comments ...Specify
- 14 NA Corrective actions (Specify item number and corrective action taken).

Internal Chain of Custody

0040

Lab#:	DateTime:	Loc or User	Bot Nu	A/M	Analysis
AC59221-001	05/20/11 10:00	FRAN	0	M	Received
AC59221-001	05/20/11 11:36	FRAN	0	M	Login
AC59221-001	05/20/11 16:27	SDL	1	A	MIXING
AC59221-001	05/20/11 17:40	R12	1	A	NONE
AC59221-001	05/23/11 15:50	R12	1	A	NONE
AC59221-001	05/24/11 11:04	JU	1	A	TDSI-HG
AC59221-001	05/24/11 15:40	R12	1	A	NONE
AC59221-001	05/23/11 09:13	R21	2	A	NONE
AC59221-001	05/26/11 13:25	WP	2	A	VOA
AC59221-001	05/26/11 14:17	R21	2	A	NONE
AC59221-002	05/20/11 10:00	FRAN	0	M	Received
AC59221-002	05/20/11 11:36	FRAN	0	M	Login
AC59221-002	05/20/11 16:27	SDL	1	A	MIXING
AC59221-002	05/20/11 17:40	R12	1	A	NONE
AC59221-002	05/23/11 15:50	R12	1	A	NONE
AC59221-002	05/23/11 09:13	R21	2	A	NONE
AC59221-002	05/26/11 13:25	WP	2	A	VOA
AC59221-002	05/26/11 14:17	R21	2	A	NONE
AC59221-002	05/26/11 14:30	R21	4	A	NONE
AC59221-002	05/27/11 09:41	SG	4	A	VOA
AC59221-002	05/27/11 09:45	R21	4	A	NONE
AC59221-003	05/20/11 10:00	FRAN	0	M	Received
AC59221-003	05/20/11 11:36	FRAN	0	M	Login
AC59221-003	05/20/11 16:27	SDL	1	A	MIXING
AC59221-003	05/20/11 17:40	R12	1	A	NONE
AC59221-003	05/23/11 15:50	R12	1	A	NONE
AC59221-003	05/23/11 09:13	R21	2	A	NONE
AC59221-003	05/26/11 13:25	WP	2	A	VOA
AC59221-003	05/26/11 14:17	R21	2	A	NONE
AC59221-004	05/20/11 10:00	FRAN	0	M	Received
AC59221-004	05/20/11 11:36	FRAN	0	M	Login
AC59221-004	05/20/11 16:27	SDL	1	A	MIXING
AC59221-004	05/20/11 17:40	R12	1	A	NONE
AC59221-004	05/23/11 15:50	R12	1	A	NONE
AC59221-004	05/23/11 09:13	R21	2	A	NONE
AC59221-004	05/26/11 13:25	WP	2	A	VOA
AC59221-004	05/26/11 14:17	R21	2	A	NONE
AC59221-004	05/27/11 09:41	SG	2	A	VOA
AC59221-004	05/27/11 09:45	R21	2	A	NONE
AC59221-005	05/20/11 10:00	FRAN	0	M	Received
AC59221-005	05/20/11 11:36	FRAN	0	M	Login
AC59221-005	05/20/11 16:27	SDL	1	A	MIXING
AC59221-005	05/20/11 17:40	R12	1	A	NONE
AC59221-005	05/23/11 15:50	R12	1	A	NONE
AC59221-005	05/23/11 09:13	R21	2	A	NONE
AC59221-005	05/26/11 13:25	WP	2	A	VOA
AC59221-005	05/26/11 14:17	R21	2	A	NONE
AC59221-006	05/20/11 10:00	FRAN	0	M	Received
AC59221-006	05/20/11 11:36	FRAN	0	M	Login
AC59221-006	05/20/11 16:27	SDL	1	A	MIXING
AC59221-006	05/20/11 17:40	R12	1	A	NONE
AC59221-006	05/23/11 15:50	R12	1	A	NONE
AC59221-006	05/24/11 11:04	JU	1	A	TDSI-HG
AC59221-006	05/24/11 15:40	R12	1	A	NONE
AC59221-006	05/23/11 09:13	R21	2	A	NONE
AC59221-006	05/26/11 13:25	WP	2	A	VOA
AC59221-006	05/26/11 14:17	R21	2	A	NONE
AC59221-007	05/20/11 10:00	FRAN	0	M	Received
AC59221-007	05/20/11 11:36	FRAN	0	M	Login
AC59221-007	05/20/11 16:27	SDL	1	A	MIXING
AC59221-007	05/20/11 17:40	R12	1	A	NONE
AC59221-007	05/23/11 15:50	R12	1	A	NONE
AC59221-007	05/23/11 09:13	R21	2	A	NONE
AC59221-007	05/26/11 13:25	WP	2	A	VOA
AC59221-007	05/26/11 14:17	R21	2	A	NONE
AC59221-008	05/20/11 10:00	FRAN	0	M	Received
AC59221-008	05/20/11 11:36	FRAN	0	M	Login
AC59221-008	05/20/11 16:27	SDL	1	A	MIXING
AC59221-008	05/20/11 17:40	R12	1	A	NONE
AC59221-008	05/23/11 15:50	R12	1	A	NONE
AC59221-008	05/23/11 09:13	R21	2	A	NONE
AC59221-008	05/26/11 13:25	WP	2	A	VOA
AC59221-008	05/26/11 14:17	R21	2	A	NONE
AC59221-009	05/20/11 10:00	FRAN	0	M	Received
AC59221-009	05/20/11 11:36	FRAN	0	M	Login

Lab#:	DateTime:	Loc or User	Bot Nu	A/M	Analysis
AC59221-009	05/20/11 16:27	SDL	1	A	MIXING
AC59221-009	05/20/11 17:40	R12	1	A	NONE
AC59221-009	05/23/11 15:50	R12	1	A	NONE
AC59221-009	05/23/11 09:13	R21	2	A	NONE
AC59221-009	05/26/11 13:25	WP	2	A	VOA
AC59221-009	05/26/11 14:17	R21	2	A	NONE
AC59221-010	05/20/11 10:00	FRAN	0	M	Received
AC59221-010	05/20/11 11:36	FRAN	0	M	Login
AC59221-010	05/20/11 16:27	SDL	1	A	MIXING
AC59221-010	05/20/11 17:40	R12	1	A	NONE
AC59221-010	05/23/11 15:50	R12	1	A	NONE
AC59221-010	05/23/11 09:13	R21	2	A	NONE
AC59221-010	05/26/11 13:25	WP	2	A	VOA
AC59221-010	05/26/11 14:17	R21	2	A	NONE
AC59221-010	05/27/11 09:08	SG	2	A	VOA
AC59221-010	05/27/11 09:17	R21	2	A	NONE
AC59221-011	05/20/11 10:00	FRAN	0	M	Received
AC59221-011	05/20/11 11:36	FRAN	0	M	Login
AC59221-011	05/23/11 09:13	R21	1	A	NONE
AC59221-011	05/26/11 13:25	WP	1	A	VOA
AC59221-011	05/26/11 14:17	R21	1	A	NONE
AC59221-011	05/27/11 09:08	SG	1	A	VOA
AC59221-011	05/27/11 09:17	R21	1	A	NONE
AC59221-011	05/20/11 16:27	SDL	2	A	MIXING
AC59221-011	05/20/11 17:40	R12	2	A	NONE
AC59221-011	05/23/11 15:50	R12	2	A	NONE
AC59221-011	05/24/11 08:34	BCT	2	M	%solids
AC59221-011	05/24/11 08:55	R12	2	A	NONE
AC59221-012	05/20/11 10:00	FRAN	0	M	Received
AC59221-012	05/20/11 11:36	FRAN	0	M	Login
AC59221-012	05/23/11 09:13	R21	1	A	NONE
AC59221-012	05/26/11 13:25	WP	1	A	VOA
AC59221-012	05/26/11 14:17	R21	1	A	NONE
AC59221-012	05/27/11 09:08	SG	1	A	VOA
AC59221-012	05/27/11 09:17	R21	1	A	NONE
AC59221-012	05/20/11 16:27	SDL	2	A	MIXING
AC59221-012	05/20/11 17:40	R12	2	A	NONE
AC59221-012	05/23/11 15:50	R12	2	A	NONE
AC59221-012	05/24/11 08:34	BCT	2	M	%solids
AC59221-012	05/24/11 08:55	R12	2	A	NONE
AC59221-013	05/20/11 10:00	FRAN	0	M	Received
AC59221-013	05/20/11 11:36	FRAN	0	M	Login
AC59221-013	05/23/11 09:13	R21	1	A	NONE
AC59221-013	05/26/11 13:25	WP	1	A	VOA
AC59221-013	05/26/11 14:17	R21	1	A	NONE
AC59221-013	05/27/11 09:08	SG	1	A	VOA
AC59221-013	05/27/11 09:17	R21	1	A	NONE
AC59221-013	05/20/11 16:27	SDL	2	A	MIXING
AC59221-013	05/20/11 17:40	R12	2	A	NONE
AC59221-013	05/23/11 15:50	R12	2	A	NONE
AC59221-013	05/24/11 08:34	BCT	2	M	%solids
AC59221-013	05/24/11 08:55	R12	2	A	NONE

Samples marked as received are stored in coolers or refrigerator R12, or R24 at 4 deg C until Login

GC/MS Volatile Data

**GC/MS Volatile Data
QC Summary**

FORM2

Surrogate Recovery

Method: EPA 8260B

Dfile	Sample#	Matrix	Date/Time	Surr Dil	Dilute Out Flag	Column1 S1 Recov	Column1 S2 Recov	Column1 S3 Recov	Column1 S4 Recov	Column0 S5 Recov	Column0 S6 Recov
1M68772.D	DAILY BLANK	Soil	05/26/11 15:47	1		97	95	94	95		
1M68817.D	DAILY BLANK	Soil	05/27/11 08:24	1		97	97	101	96		
1M69046.D	DAILY BLANK	Soil	06/01/11 07:39	1		107	102	95	90		
1M68777.D	AC59221-001	Soil	05/26/11 17:10	1		106	105	98	95		
1M68825.D	AC59221-002(Soil	05/27/11 10:38	1		100	106	99	111		
1M68779.D	AC59221-003	Soil	05/26/11 17:44	1		99	98	93	95		
1M68826.D	AC59221-004(Soil	05/27/11 10:55	1		104	105	98	90		
1M68802.D	AC59221-005	Soil	05/27/11 00:05	1		95	98	101	96		
1M68781.D	AC59221-006	Soil	05/26/11 18:17	1		103	105	93	112		
1M68782.D	AC59221-007	Soil	05/26/11 18:34	1		102	112	101	90		
1M68783.D	AC59221-008	Soil	05/26/11 18:50	1		108	109	94	100		
1M68784.D	AC59221-009	Soil	05/26/11 19:07	1		103	105	94	92		
1M68785.D	AC59221-010	Soil	05/26/11 19:23	1		119	103	125 *	120		
1M68821.D	AC59221-010	Soil	05/27/11 09:32	1		108	109	127 *	154 *		
1M68822.D	AC59221-011(Soil	05/27/11 09:48	1		97	90	109	108		
1M68823.D	AC59221-012(Soil	05/27/11 10:05	1		97	100	118	103		
1M68824.D	AC59221-013	Soil	05/27/11 10:22	1		94	101	95	97		
1M68773.D	MBS9696	Soil	05/26/11 16:04	1		97	92	97	101		
1M68795.D	MBS9697	Soil	05/26/11 22:09	1		93	95	112	96		
1M68818.D	MBS9703	Soil	05/27/11 08:41	1		98	101	100	95		
1M68838.D	MBS9710	Soil	05/27/11 14:15	1		92	107	104	90		
1M69047.D	MBS9764	Soil	06/01/11 07:55	1		96	101	94	93		
1M69061.D	MBS9769	Soil	06/01/11 11:57	1		103	98	102	89		
1M69067.D	AC59297-016	Soil	06/01/11 13:41	1		104	98	104	93		
1M69068.D	AC59297-017(Soil	06/01/11 13:56	1		87	86	99	96		
1M69069.D	AC59297-018(Soil	06/01/11 14:12	1		86	82	99	102		
1M69080.D	MBS9773	Soil	06/01/11 17:10	1		84	82	96	94		

Flags: SD=Surrogate diluted out

*=Surrogate out

Method: EPA 8260B

Soil Limits

Compound	Spike Amt	Limits
S1=Dibromofluoromethane	30	63-140
S2=1,2-Dichloroethane-d4	30	63-143
S3=Toluene-d8	30	68-122
S4=Bromofluorobenzene	30	64-129

Form3
Recovery Data
 QC Batch: MBS9696

0044

Data File	Sample ID:	Analysis Date
Spike or Dup: 1M68773.D	MBS9696	5/26/2011 4:04:00 PM
Non Spike(If applicable):		
Inst Blank(If applicable):		
Method: 8260	Matrix: Soil	QC Type: MBS

Analyte:	Col	Spike Conc	Sample Conc	Expected Conc	Recovery	Lower Limit	Upper Limit	ME Low Limit	ME Upper Limit
Vinyl Chloride	1	31.8422	0	50	64	6	117	0	0
1,1-Dichloroethene	1	34.3508	0	50	69	8	114	0	0
1,1-Dichloroethane	1	35.2501	0	50	71	14	127	0	0
Chloroform	1	39.1969	0	50	78	26	119	0	0
1,2-Dichloroethane	1	43.7621	0	50	88	18	130	0	0
2-Butanone	1	41.8118	0	50	84	4	141	0	0
Carbon Tetrachloride	1	40.4024	0	50	81	19	122	0	0
Trichloroethene	1	38.5297	0	50	77	21	116	0	0
Benzene	1	38.9693	0	50	78	21	122	0	0
Tetrachloroethene	1	45.285	0	50	91	18	116	0	0
Toluene	1	40.55	0	50	81	19	128	0	0
Chlorobenzene	1	46.4357	0	50	93	21	117	0	0
1,4-Dichlorobenzene	1	47.6596	0	50	95	20	110	0	0
1,2-Dichlorobenzene	1	44.7069	0	50	89	19	113	0	0
n-Propylbenzene	1	50.9982	0	50	102	16	122	0	0
sec-Butylbenzene	1	50.3986	0	50	101	9	125	0	0

* - Indicates outside of limits

- Indicates outside of standard limits but within method exceedance limits

Form3
Recovery Data
QC Batch: MBS9697

0045

Data File		Sample ID:		Analysis Date					
Spike or Dup: 1M68795.D		MBS9697		5/26/2011 10:09:00 PM					
Non Spike(If applicable):									
Inst Blank(If applicable):									
Method: 8260		Matrix: Soil		QC Type: MBS					
Analyte:	Col	Spike Conc	Sample Conc	Expected Conc	Recovery	Lower Limit	Upper Limit	ME Low Limit	ME Upper Limit
Vinyl Chloride	1	36.3058	0	50	73	6	117	0	0
1,1-Dichloroethene	1	36.9244	0	50	74	8	114	0	0
1,1-Dichloroethane	1	36.9282	0	50	74	14	127	0	0
Chloroform	1	40.4198	0	50	81	26	119	0	0
1,2-Dichloroethane	1	44.861	0	50	90	18	130	0	0
2-Butanone	1	43.4409	0	50	87	4	141	0	0
Carbon Tetrachloride	1	41.3702	0	50	83	19	122	0	0
Trichloroethene	1	38.1284	0	50	76	21	116	0	0
Benzene	1	41.453	0	50	83	21	122	0	0
Tetrachloroethene	1	48.6775	0	50	97	18	116	0	0
Toluene	1	47.367	0	50	95	19	128	0	0
Chlorobenzene	1	47.1093	0	50	94	21	117	0	0
1,4-Dichlorobenzene	1	44.6566	0	50	89	20	110	0	0
1,2-Dichlorobenzene	1	45.8869	0	50	92	19	113	0	0
n-Propylbenzene	1	48.5944	0	50	97	16	122	0	0
sec-Butylbenzene	1	49.4562	0	50	99	9	125	0	0

* - Indicates outside of limits

- Indicates outside of standard limits but within method exceedance limits

Form3
Recovery Data
 QC Batch: MBS9703

0046

Data File		Sample ID:		Analysis Date					
Spike or Dup: 1M68818.D		MBS9703		5/27/2011 8:41:00 AM					
Non Spike(If applicable):									
Inst Blank(If applicable):									
Method: 8260		Matrix: Soil		QC Type: MBS					
Analyte:	Col	Spike Conc	Sample Conc	Expected Conc	Recovery	Lower Limit	Upper Limit	ME Low Limit	ME Upper Limit
Vinyl Chloride	1	43.0385	0	50	86	6	117	0	0
1,1-Dichloroethene	1	38.3016	0	50	77	8	114	0	0
1,1-Dichloroethane	1	39.2851	0	50	79	14	127	0	0
Chloroform	1	39.4946	0	50	79	26	119	0	0
1,2-Dichloroethane	1	43.8717	0	50	88	18	130	0	0
2-Butanone	1	45.606	0	50	91	4	141	0	0
Carbon Tetrachloride	1	41.8313	0	50	84	19	122	0	0
Trichloroethene	1	37.3597	0	50	75	21	116	0	0
Benzene	1	39.7096	0	50	79	21	122	0	0
Tetrachloroethene	1	46.2841	0	50	93	18	116	0	0
Toluene	1	41.1245	0	50	82	19	128	0	0
Chlorobenzene	1	46.833	0	50	94	21	117	0	0
1,4-Dichlorobenzene	1	44.5489	0	50	89	20	110	0	0
1,2-Dichlorobenzene	1	44.6844	0	50	89	19	113	0	0
n-Propylbenzene	1	49.7772	0	50	100	16	122	0	0
sec-Butylbenzene	1	49.4032	0	50	99	9	125	0	0

* - Indicates outside of limits

- Indicates outside of standard limits but within method exceedance limits

Form3
Recovery Data
 QC Batch: MBS9710

0047

Data File		Sample ID:		Analysis Date					
Spike or Dup: 1M68838.D		MBS9710		5/27/2011 2:15:00 PM					
Non Spike(If applicable):									
Inst Blank(If applicable):									
Method: 8260		Matrix: Soil		QC Type: MBS					
Analyte:	Col	Spike Conc	Sample Conc	Expected Conc	Recovery	Lower Limit	Upper Limit	ME Low Limit	ME Upper Limit
Vinyl Chloride	1	43.8452	0	50	88	6	117	0	0
1,1-Dichloroethene	1	37.5845	0	50	75	8	114	0	0
1,1-Dichloroethane	1	37.1855	0	50	74	14	127	0	0
Chloroform	1	39.6904	0	50	79	26	119	0	0
1,2-Dichloroethane	1	45.9088	0	50	92	18	130	0	0
2-Butanone	1	43.9046	0	50	88	4	141	0	0
Carbon Tetrachloride	1	39.3906	0	50	79	19	122	0	0
Trichloroethene	1	37.3342	0	50	75	21	116	0	0
Benzene	1	40.0052	0	50	80	21	122	0	0
Tetrachloroethene	1	49.0366	0	50	98	18	116	0	0
Toluene	1	43.0484	0	50	86	19	128	0	0
Chlorobenzene	1	48.1577	0	50	96	21	117	0	0
1,4-Dichlorobenzene	1	43.825	0	50	88	20	110	0	0
1,2-Dichlorobenzene	1	44.2736	0	50	89	19	113	0	0
n-Propylbenzene	1	48.245	0	50	96	16	122	0	0
sec-Butylbenzene	1	48.9738	0	50	98	9	125	0	0

* - Indicates outside of limits

- Indicates outside of standard limits but within method exceedance limits

Form3
Recovery Data
 QC Batch: MBS9764

0048

Data File		Sample ID:		Analysis Date					
Spike or Dup: 1M69047.D		MBS9764		6/1/2011 7:55:00 AM					
Non Spike(If applicable):									
Inst Blank(If applicable):									
Method: 8260		Matrix: Soil		QC Type: MBS					
Analyte:	Col	Spike Conc	Sample Conc	Expected Conc	Recovery	Lower Limit	Upper Limit	ME Low Limit	ME Upper Limit
Vinyl Chloride	1	48.658	0	50	97	6	117	0	0
1,1-Dichloroethene	1	46.0434	0	50	92	8	114	0	0
1,1-Dichloroethane	1	39.2325	0	50	78	14	127	0	0
Chloroform	1	43.333	0	50	87	26	119	0	0
1,2-Dichloroethane	1	47.1014	0	50	94	18	130	0	0
2-Butanone	1	51.2478	0	50	102	4	141	0	0
Carbon Tetrachloride	1	44.9311	0	50	90	19	122	0	0
Trichloroethene	1	45.5118	0	50	91	21	116	0	0
Benzene	1	44.7053	0	50	89	21	122	0	0
Tetrachloroethene	1	47.2876	0	50	95	18	116	0	0
Toluene	1	43.8899	0	50	88	19	128	0	0
Chlorobenzene	1	48.5094	0	50	97	21	117	0	0
1,4-Dichlorobenzene	1	50.4967	0	50	101	20	110	0	0
1,2-Dichlorobenzene	1	48.8329	0	50	98	19	113	0	0
n-Propylbenzene	1	54.9187	0	50	110	16	122	0	0
sec-Butylbenzene	1	54.6738	0	50	109	9	125	0	0

* - Indicates outside of limits

- Indicates outside of standard limits but within method exceedance limits

Form3
Recovery Data
 QC Batch: MBS9769

0049

Data File	Sample ID:	Analysis Date
Spike or Dup: 1M69061.D	MBS9769	6/1/2011 11:57:00 AM
Non Spike(If applicable):		
Inst Blank(If applicable):		
Method: 8260	Matrix: Soil	QC Type: MBS

Analyte:	Col	Spike Conc	Sample Conc	Expected Conc	Recovery	Lower Limit	Upper Limit	ME Low Limit	ME Upper Limit
Vinyl Chloride	1	41.4139	0	50	83	6	117	0	0
1,1-Dichloroethene	1	41.5373	0	50	83	8	114	0	0
1,1-Dichloroethane	1	43.6498	0	50	87	14	127	0	0
Chloroform	1	42.5956	0	50	85	26	119	0	0
1,2-Dichloroethane	1	44.9319	0	50	90	18	130	0	0
2-Butanone	1	63.0198	0	50	126	4	141	0	0
Carbon Tetrachloride	1	35.0945	0	50	70	19	122	0	0
Trichloroethene	1	33.7097	0	50	67	21	116	0	0
Benzene	1	40.4291	0	50	81	21	122	0	0
Tetrachloroethene	1	43.2804	0	50	87	18	116	0	0
Toluene	1	39.9525	0	50	80	19	128	0	0
Chlorobenzene	1	45.9231	0	50	92	21	117	0	0
1,4-Dichlorobenzene	1	42.5628	0	50	85	20	110	0	0
1,2-Dichlorobenzene	1	42.6573	0	50	85	19	113	0	0
n-Propylbenzene	1	46.5113	0	50	93	16	122	0	0
sec-Butylbenzene	1	47.6032	0	50	95	9	125	0	0

* - Indicates outside of limits

- Indicates outside of standard limits but within method exceedance limits

Form3
Recovery Data
 QC Batch: MBS9773

0050

Data File		Sample ID:		Analysis Date					
Spike or Dup: 1M69080.D		MBS9773		6/1/2011 5:10:00 PM					
Non Spike(If applicable):									
Inst Blank(If applicable):									
Method: 8260		Matrix: Soil		QC Type: MBS					
Analyte:	Col	Spike Conc	Sample Conc	Expected Conc	Recovery	Lower Limit	Upper Limit	ME Low Limit	ME Upper Limit
Vinyl Chloride	1	45.6182	0	50	91	6	117	0	0
1,1-Dichloroethene	1	42.3209	0	50	85	8	114	0	0
1,1-Dichloroethane	1	36.9845	0	50	74	14	127	0	0
Chloroform	1	38.567	0	50	77	26	119	0	0
1,2-Dichloroethane	1	39.4172	0	50	79	18	130	0	0
2-Butanone	1	32.3176	0	50	65	4	141	0	0
Carbon Tetrachloride	1	42.214	0	50	84	19	122	0	0
Trichloroethene	1	41.991	0	50	84	21	116	0	0
Benzene	1	41.2225	0	50	82	21	122	0	0
Tetrachloroethene	1	48.9186	0	50	98	18	116	0	0
Toluene	1	43.4284	0	50	87	19	128	0	0
Chlorobenzene	1	47.7705	0	50	96	21	117	0	0
1,4-Dichlorobenzene	1	47.0635	0	50	94	20	110	0	0
1,2-Dichlorobenzene	1	46.0349	0	50	92	19	113	0	0
n-Propylbenzene	1	55.4318	0	50	111	16	122	0	0
sec-Butylbenzene	1	56.8792	0	50	114	9	125	0	0

* - Indicates outside of limits

- Indicates outside of standard limits but within method exceedance limits

Form3
Recovery Data
 QC Batch: MBS9703

0051

Data File	Sample ID:	Analysis Date
Spike or Dup: 1M68822.D	AC59221-011(MS:AC59221-010	5/27/2011 9:48:00 AM
Non Spike(If applicable): 1M68785.D	AC59221-010	5/26/2011 7:23:00 PM
Inst Blank(If applicable):		
Method: 8260	Matrix: Soil	QC Type: MS

Analyte:	Col	Spike Conc	Sample Conc	Expected Conc	Recovery	Lower Limit	Upper Limit	ME Low Limit	ME Upper Limit
Vinyl Chloride	1	29.6188	0	50	59	6	117	0	0
1,1-Dichloroethene	1	24.2933	0	50	49	8	114	0	0
1,1-Dichloroethane	1	28.0291	0	50	56	14	127	0	0
Chloroform	1	29.1303	0	50	58	26	119	0	0
1,2-Dichloroethane	1	25.4458	0	50	51	18	130	0	0
2-Butanone	1	38.2762	0	50	77	4	141	0	0
Carbon Tetrachloride	1	33.3607	0	50	67	19	122	0	0
Trichloroethene	1	17.1843	0	50	34	21	116	0	0
Benzene	1	26.6347	0	50	53	21	122	0	0
Tetrachloroethene	1	21.3091	0	50	43	18	116	0	0
Toluene	1	21.6395	0	50	43	19	128	0	0
Chlorobenzene	1	14.732	0	50	29	21	117	0	0
1,4-Dichlorobenzene	1	6.3387	0	50	13*	20	110	0	0
1,2-Dichlorobenzene	1	9.3411	0	50	19	19	113	0	0
n-Propylbenzene	1	13.269	0	50	27	16	122	0	0
sec-Butylbenzene	1	18.9224	0	50	38	9	125	0	0

Data File	Sample ID:	Analysis Date
Spike or Dup: 1M68823.D	AC59221-012(MSD:AC59221-0	5/27/2011 10:05:00 AM
Non Spike(If applicable): 1M68785.D	AC59221-010	5/26/2011 7:23:00 PM
Inst Blank(If applicable):		
Method: 8260	Matrix: Soil	QC Type: MSD

Analyte:	Col	Spike Conc	Sample Conc	Expected Conc	Recovery	Lower Limit	Upper Limit	ME Low Limit	ME Upper Limit
Vinyl Chloride	1	37.4097	0	50	75	6	117	0	0
1,1-Dichloroethene	1	33.314	0	50	67	8	114	0	0
1,1-Dichloroethane	1	36.1802	0	50	72	14	127	0	0
Chloroform	1	36.1657	0	50	72	26	119	0	0
1,2-Dichloroethane	1	35.9935	0	50	72	18	130	0	0
2-Butanone	1	48.8171	0	50	98	4	141	0	0
Carbon Tetrachloride	1	38.4872	0	50	77	19	122	0	0
Trichloroethene	1	27.7034	0	50	55	21	116	0	0
Benzene	1	35.5548	0	50	71	21	122	0	0
Tetrachloroethene	1	35.5677	0	50	71	18	116	0	0
Toluene	1	34.8118	0	50	70	19	128	0	0
Chlorobenzene	1	26.9111	0	50	54	21	117	0	0
1,4-Dichlorobenzene	1	12.6295	0	50	25	20	110	0	0
1,2-Dichlorobenzene	1	17.2415	0	50	34	19	113	0	0
n-Propylbenzene	1	22.7465	0	50	45	16	122	0	0
sec-Butylbenzene	1	28.0823	0	50	56	9	125	0	0

* - Indicates outside of limits

- Indicates outside of standard limits but within method exceedance limits

Form3 RPD DATA

0052

QC Batch: MBS9703

Data File	Sample ID:	Analysis Date
Spike or Dup: 1M68823.D	AC59221-012(MSD:AC59221-0	5/27/2011 10:05:00 AM
Duplicate(If applicable): 1M68822.D	AC59221-011(MS:AC59221-010	5/27/2011 9:48:00 AM
Inst Blank(If applicable):		
Method: 8260	Matrix: Soil	QC Type: MSD

Analyte:	Column	Dup/MSD/MBSD Conc	Sample/MS/MBS Conc	RPD	Limit
Vinyl Chloride	1	37.4097	29.6188	23	53
1,1-Dichloroethene	1	33.314	24.2933	31	53
1,1-Dichloroethane	1	36.1802	28.0291	25	44
Chloroform	1	36.1657	29.1303	22	39
1,2-Dichloroethane	1	35.9935	25.4458	34	37
2-Butanone	1	48.8171	38.2762	24	59
Carbon Tetrachloride	1	38.4872	33.3607	14	40
Trichloroethene	1	27.7034	17.1843	47 *	39
Benzene	1	35.5548	26.6347	29	38
Tetrachloroethene	1	35.5677	21.3091	50 *	37
Toluene	1	34.8118	21.6395	47 *	35
Chlorobenzene	1	26.9111	14.732	58 *	37
1,4-Dichlorobenzene	1	12.6295	6.3387	66 *	41
1,2-Dichlorobenzene	1	17.2415	9.3411	59 *	42
n-Propylbenzene	1	22.7465	13.269	53 *	42
sec-Butylbenzene	1	28.0823	18.9224	39	48

* - Indicates outside of limits

NA - Both concentrations=0... no result can be calculated

Form3
Recovery Data
 QC Batch: MBS9764

0053

Data File		Sample ID:		Analysis Date					
Spike or Dup: 1M69068.D		AC59297-017(MS:AC59297-016		6/1/2011 1:56:00 PM					
Non Spike(If applicable): 1M69067.D		AC59297-016		6/1/2011 1:41:00 PM					
Inst Blank(If applicable):									
Method: 8260		Matrix: Soil		QC Type: MS					
Analyte:	Col	Spike Conc	Sample Conc	Expected Conc	Recovery	Lower Limit	Upper Limit	ME Low Limit	ME Upper Limit
Vinyl Chloride	1	44.0329	0	50	88	6	117	0	0
1,1-Dichloroethene	1	44.0225	0	50	88	8	114	0	0
1,1-Dichloroethane	1	39.4041	0	50	79	14	127	0	0
Chloroform	1	39.1513	0	50	78	26	119	0	0
1,2-Dichloroethane	1	39.9022	0	50	80	18	130	0	0
2-Butanone	1	38.0248	0	50	76	4	141	0	0
Carbon Tetrachloride	1	42.9852	0	50	86	19	122	0	0
Trichloroethene	1	36.439	0	50	73	21	116	0	0
Benzene	1	41.6	0	50	83	21	122	0	0
Tetrachloroethene	1	43.9882	0	50	88	18	116	0	0
Toluene	1	40.0174	0	50	80	19	128	0	0
Chlorobenzene	1	40.6906	0	50	81	21	117	0	0
1,4-Dichlorobenzene	1	28.7821	0	50	58	20	110	0	0
1,2-Dichlorobenzene	1	35.2325	0	50	70	19	113	0	0
n-Propylbenzene	1	44.711	0	50	89	16	122	0	0
sec-Butylbenzene	1	50.2398	0	50	100	9	125	0	0

Data File		Sample ID:		Analysis Date					
Spike or Dup: 1M69069.D		AC59297-018(MSD:AC59297-0		6/1/2011 2:12:00 PM					
Non Spike(If applicable): 1M69067.D		AC59297-016		6/1/2011 1:41:00 PM					
Inst Blank(If applicable):									
Method: 8260		Matrix: Soil		QC Type: MSD					
Analyte:	Col	Spike Conc	Sample Conc	Expected Conc	Recovery	Lower Limit	Upper Limit	ME Low Limit	ME Upper Limit
Vinyl Chloride	1	27.6465	0	50	55	6	117	0	0
1,1-Dichloroethene	1	34.0938	0	50	68	8	114	0	0
1,1-Dichloroethane	1	32.3134	0	50	65	14	127	0	0
Chloroform	1	32.7773	0	50	66	26	119	0	0
1,2-Dichloroethane	1	34.0987	0	50	68	18	130	0	0
2-Butanone	1	36.4235	0	50	73	4	141	0	0
Carbon Tetrachloride	1	34.1223	0	50	68	19	122	0	0
Trichloroethene	1	29.4305	0	50	59	21	116	0	0
Benzene	1	33.3886	0	50	67	21	122	0	0
Tetrachloroethene	1	35.863	0	50	72	18	116	0	0
Toluene	1	32.6783	0	50	65	19	128	0	0
Chlorobenzene	1	32.8109	0	50	66	21	117	0	0
1,4-Dichlorobenzene	1	20.8837	0	50	42	20	110	0	0
1,2-Dichlorobenzene	1	29.3543	0	50	59	19	113	0	0
n-Propylbenzene	1	35.6665	0	50	71	16	122	0	0
sec-Butylbenzene	1	41.7403	0	50	83	9	125	0	0

* - Indicates outside of limits

- Indicates outside of standard limits but within method exceedance limits

Form3
RPD DATA
QC Batch: MBS9764

0054

Data File	Sample ID:	Analysis Date
Spike or Dup: 1M69069.D	AC59297-018(MSD:AC59297-0	6/1/2011 2:12:00 PM
Duplicate(If applicable): 1M69068.D	AC59297-017(MS:AC59297-016	6/1/2011 1:56:00 PM
Inst Blank(If applicable):		
Method: 8260	Matrix: Soil	QC Type: MSD

Analyte:	Column	Dup/MSD/MBSD Conc	Sample/MS/MBS Conc	RPD	Limit
Vinyl Chloride	1	27.6465	44.0329	46	53
1,1-Dichloroethene	1	34.0938	44.0225	25	53
1,1-Dichloroethane	1	32.3134	39.4041	20	44
Chloroform	1	32.7773	39.1513	18	39
1,2-Dichloroethane	1	34.0987	39.9022	16	37
2-Butanone	1	36.4235	38.0248	4.3	59
Carbon Tetrachloride	1	34.1223	42.9852	23	40
Trichloroethene	1	29.4305	36.439	21	39
Benzene	1	33.3886	41.6	22	38
Tetrachloroethene	1	35.863	43.9882	20	37
Toluene	1	32.6783	40.0174	20	35
Chlorobenzene	1	32.8109	40.6906	21	37
1,4-Dichlorobenzene	1	20.8837	28.7821	32	41
1,2-Dichlorobenzene	1	29.3543	35.2325	18	42
n-Propylbenzene	1	35.6665	44.711	23	42
sec-Butylbenzene	1	41.7403	50.2398	18	48

* - Indicates outside of limits

NA - Both concentrations=0... no result can be calculated

FORM 4
Blank Summary

Blank Number: DAILY BLANK
Blank Data File: 1M68772.D
Matrix: Soil

Blank Analysis Date: 05/26/11 15:47
Blank Extraction Date: NA
(If Applicable)
Method: EPA 8260B

Sample Number	Data File	Analysis Date
AC59221-001	1M68777.D	05/26/11 17:10
AC59221-003	1M68779.D	05/26/11 17:44
AC59221-005	1M68802.D	05/27/11 00:05
AC59221-006	1M68781.D	05/26/11 18:17
AC59221-007	1M68782.D	05/26/11 18:34
AC59221-008	1M68783.D	05/26/11 18:50
AC59221-009	1M68784.D	05/26/11 19:07
AC59221-010	1M68785.D	05/26/11 19:23
MBS9697	1M68795.D	05/26/11 22:09
MBS9696	1M68773.D	05/26/11 16:04

FORM 4
Blank Summary

Blank Number: DAILY BLANK
Blank Data File: 1M68817.D
Matrix: Soil

Blank Analysis Date: 05/27/11 08:24
Blank Extraction Date: NA
(If Applicable)
Method: EPA 8260B

Sample Number	Data File	Analysis Date
AC59221-002(5X)	1M68825.D	05/27/11 10:38
AC59221-004(5X)	1M68826.D	05/27/11 10:55
AC59221-011(MS:	1M68822.D	05/27/11 09:48
AC59221-012(MSD	1M68823.D	05/27/11 10:05
AC59221-013	1M68824.D	05/27/11 10:22
MBS9710	1M68838.D	05/27/11 14:15
MBS9703	1M68818.D	05/27/11 08:41

FORM 4
Blank Summary

Blank Number: DAILY BLANK
Blank Data File: 1M69046.D
Matrix: Soil

Blank Analysis Date: 06/01/11 07:39
Blank Extraction Date: NA
(If Applicable)
Method: EPA 8260B

Sample Number	Data File	Analysis Date
MBS9773	1M69080.D	06/01/11 17:10
MBS9764	1M69047.D	06/01/11 07:55
AC59297-016	1M69067.D	06/01/11 13:41
AC59297-017(MS:	1M69068.D	06/01/11 13:56
AC59297-018(MSD	1M69069.D	06/01/11 14:12
MBS9769	1M69061.D	06/01/11 11:57

Form 5

Tune Name: BFB TUNE

Data File: 1M68107.D

Instrument: GCMS 1

Analysis Date: 05/12/11 08:37

Method: EPA 8260B

Tune Scan/Time Range: Average of 4.317 to 4.356 min

Tgt	Rel	Lo	Hi	Rel	Raw	Pass/
Mass	Mass	Lim	Lim	Abund	Abund	Fail
50	95	15	40	19.8	6089	PASS
75	95	30	60	52.1	15994	PASS
95	95	100	100	100.0	30694	PASS
96	95	5	9	7.2	2202	PASS
173	174	0.00	2	0.0	0	PASS
174	95	50	100	82.7	25390	PASS
175	174	5	9	7.6	1929	PASS
176	174	95	101	96.3	24445	PASS
177	176	5	9	6.8	1670	PASS

Data File	Sample Number	Analysis Date:
1M68108.D	BLK	05/12/11 08:48
1M68109.D	CAL @ 0.5 PPB	05/12/11 09:05
1M68110.D	CAL @ 1 PPB	05/12/11 09:21
1M68111.D	CAL @ 2 PPB	05/12/11 09:37
1M68112.D	CAL @ 5 PPB	05/12/11 09:53
1M68113.D	CAL @ 500 PPB	05/12/11 10:10
1M68114.D	CAL @ 250 PPB	05/12/11 10:26
1M68115.D	CAL @ 100 PPB	05/12/11 10:42
1M68116.D	CAL @ 50 PPB	05/12/11 10:58
1M68117.D	CAL @ 20 PPB	05/12/11 11:15
1M68118.D	ICV	05/12/11 11:32
1M68119.D	BLK	05/12/11 11:48
1M68120.D	DAILY BLANK	05/12/11 12:07
1M68121.D	MBS7666	05/12/11 12:23
1M68122.D	AC58853-010	05/12/11 12:40
1M68123.D	AC58853-011	05/12/11 12:56
1M68124.D	AC58853-014	05/12/11 13:12
1M68125.D	AC58853-017	05/12/11 13:28
1M68126.D	AC58853-001	05/12/11 13:44
1M68127.D	BLK	05/12/11 14:01
1M68128.D	AC58853-003	05/12/11 14:17
1M68129.D	BLK	05/12/11 14:33
1M68130.D	AC58804-005	05/12/11 14:49
1M68131.D	BLK	05/12/11 15:06
1M68132.D	AC58853-006	05/12/11 15:22
1M68133.D	AC58853-008	05/12/11 15:38
1M68134.D	AC58853-009	05/12/11 15:55
1M68135.D	BLK	05/12/11 16:11
1M68136.D	AC58853-019	05/12/11 16:27
1M68137.D	BLK	05/12/11 16:43
1M68138.D	AC58804-005	05/12/11 16:59
1M68139.D	BLK	05/12/11 17:15
1M68140.D	AC58853-001	05/12/11 17:31
1M68141.D	BLK	05/12/11 17:48
1M68142.D	AC58853-009	05/12/11 18:04
1M68143.D	BLK	05/12/11 18:20
1M68144.D	AC58995-001(5X)	05/12/11 18:36
1M68145.D	MBS7671	05/12/11 18:52
1M68146.D	AC58853-019(MS)	05/12/11 19:08
1M68147.D	AC58853-019(MSD)	05/12/11 19:24

Form 5

Tune Name: BFB TUNE
Instrument: GCMS 1

Data File: 1M68767.D
Analysis Date: 05/26/11 14:22
Method: EPA 8260B

Tune Scan/Time Range: Average of 4.345 to 4.385 min

Tgt	Rel	Lo	Hi	Rel	Raw	Pass/
Mass	Mass	Lim	Lim	Abund	Abund	Fail
50	95	15	40	20.6	7599	PASS
75	95	30	60	50.9	18751	PASS
95	95	100	100	100.0	36820	PASS
96	95	5	9	6.7	2466	PASS
173	174	0.00	2	0.0	0	PASS
174	95	50	100	84.7	31197	PASS
175	174	5	9	7.8	2419	PASS
176	174	95	101	96.7	30174	PASS
177	176	5	9	7.3	2203	PASS

Data File	Sample Number	Analysis Date:
1M68768.D	50 PPB	05/26/11 14:31
1M68770.D	CAL @ 50 PPB	05/26/11 15:07
1M68771.D	BLK	05/26/11 15:30
1M68772.D	DAILY BLANK	05/26/11 15:47
1M68773.D	MBS9696	05/26/11 16:04
1M68774.D	AC59206-005	05/26/11 16:21
1M68775.D	AC59206-006	05/26/11 16:37
1M68776.D	AC59257-001	05/26/11 16:54
1M68777.D	AC59221-001	05/26/11 17:10
1M68778.D	AC59221-002	05/26/11 17:27
1M68779.D	AC59221-003	05/26/11 17:44
1M68780.D	AC59221-004	05/26/11 18:00
1M68781.D	AC59221-006	05/26/11 18:17
1M68782.D	AC59221-007	05/26/11 18:34
1M68783.D	AC59221-008	05/26/11 18:50
1M68784.D	AC59221-009	05/26/11 19:07
1M68785.D	AC59221-010	05/26/11 19:23
1M68786.D	AC59221-011(MS)	05/26/11 19:40
1M68787.D	AC59221-012(MSD)	05/26/11 19:57
1M68788.D	AC59221-013	05/26/11 20:13
1M68789.D	AC59266-001	05/26/11 20:30
1M68790.D	AC59266-002	05/26/11 20:46
1M68791.D	AC59266-003	05/26/11 21:03
1M68792.D	AC59266-004	05/26/11 21:19
1M68793.D	BLK	05/26/11 21:36
1M68794.D	BLK	05/26/11 21:53
1M68795.D	MBS9697	05/26/11 22:09
1M68796.D	MBS9698	05/26/11 22:26
1M68797.D	AC59282-001	05/26/11 22:42
1M68798.D	BLK	05/26/11 22:59
1M68799.D	AC59284-008	05/26/11 23:16
1M68800.D	BLK	05/26/11 23:32
1M68801.D	AC59281-001(5X)	05/26/11 23:49
1M68802.D	AC59221-005	05/27/11 00:05
1M68803.D	BLK	05/27/11 00:22
1M68804.D	BLK	05/27/11 00:38
1M68805.D	BLK	05/27/11 00:55
1M68806.D	BLK	05/27/11 01:12

Form 5

0060

Tune Name: BFB TUNE
Instrument: GCMS 1

Data File: 1M68813.D
Analysis Date: 05/27/11 07:24
Method: EPA 8260B

Tune Scan/Time Range: Average of 4.353 to 4.382 min

Tgt	Rel	Lo	Hi	Rel	Raw	Pass/
Mass	Mass	Lim	Lim	Abund	Abund	Fail
50	95	15	40	20.1	3763	PASS
75	95	30	60	48.6	9087	PASS
95	95	100	100	100.0	18684	PASS
96	95	5	9	7.0	1304	PASS
173	174	0.00	2	0.0	0	PASS
174	95	50	100	78.2	14611	PASS
175	174	5	9	8.9	1304	PASS
176	174	95	101	100.9	14737	PASS
177	176	5	9	5.0	743	PASS

Data File	Sample Number	Analysis Date:
1M68815.D	CAL @ 50 PPB	05/27/11 07:50
1M68816.D	BLK	05/27/11 08:07
1M68817.D	DAILY BLANK	05/27/11 08:24
1M68818.D	MBS9703	05/27/11 08:41
1M68819.D	BLK	05/27/11 08:58
1M68820.D	BLK	05/27/11 09:15
1M68821.D	AC59221-010	05/27/11 09:32
1M68822.D	AC59221-011(MS)	05/27/11 09:48
1M68823.D	AC59221-012(MSD)	05/27/11 10:05
1M68824.D	AC59221-013	05/27/11 10:22
1M68825.D	AC59221-002(5X)	05/27/11 10:38
1M68826.D	AC59221-004(5X)	05/27/11 10:55
1M68827.D	BLK	05/27/11 11:12
1M68828.D	AC59243-001	05/27/11 11:28
1M68829.D	AC59203-004	05/27/11 11:45
1M68830.D	AC59203-011	05/27/11 12:02
1M68831.D	AC59145-006	05/27/11 12:18
1M68832.D	AC59191-001	05/27/11 12:35
1M68833.D	AC59130-002	05/27/11 12:52
1M68834.D	BLK	05/27/11 13:08
1M68835.D	AC59145-006	05/27/11 13:25
1M68836.D	AC59284-008	05/27/11 13:42
1M68837.D	AC59281-001(5X)	05/27/11 13:58
1M68838.D	MBS9710	05/27/11 14:15
1M68839.D	AC59221-006(MS)	05/27/11 14:31
1M68840.D	AC59221-006(MSD)	05/27/11 14:48
1M68841.D	AC59222-002	05/27/11 15:05
1M68842.D	AC59130-002	05/27/11 15:22
1M68843.D	BLK	05/27/11 15:38
1M68844.D	AC59259-008	05/27/11 15:55
1M68845.D	AC59259-003	05/27/11 16:11
1M68846.D	AC59236-001	05/27/11 16:28
1M68847.D	AC59236-003	05/27/11 16:44
1M68848.D	AC59236-002	05/27/11 17:01
1M68849.D	AC59236-004	05/27/11 17:18
1M68851.D	MBS9732	05/27/11 17:41

Form 5

Tune Name: BFB TUNE

Data File: 1M69042.D

Instrument: GCMS 1

Analysis Date: 06/01/11 06:37

Method: EPA 8260B

Tune Scan/Time Range: Average of 4.328 to 4.387 min

Tgt	Rel	Lo	Hi	Rel	Raw	Pass/
Mass	Mass	Lim	Lim	Abund	Abund	Fail
50	95	15	40	21.5	5323	PASS
75	95	30	60	52.6	13035	PASS
95	95	100	100	100.0	24797	PASS
96	95	5	9	6.3	1573	PASS
173	174	0.00	2	0.0	0	PASS
174	95	50	100	80.0	19848	PASS
175	174	5	9	7.8	1553	PASS
176	174	95	101	97.5	19348	PASS
177	176	5	9	7.2	1392	PASS

Data File	Sample Number	Analysis Date:
1M69044.D	CAL @ 50 PPB	06/01/11 07:04
1M69045.D	BLK	06/01/11 07:21
1M69046.D	DAILY BLANK	06/01/11 07:39
1M69047.D	MBS9764	06/01/11 07:55
1M69048.D	BLK	06/01/11 08:12
1M69049.D	AC59205-012	06/01/11 08:29
1M69050.D	AC59205-003	06/01/11 08:46
1M69051.D	AC59410-001	06/01/11 09:05
1M69052.D	BLK	06/01/11 09:22
1M69053.D	BLK	06/01/11 09:41
1M69054.D	AC59230-002	06/01/11 10:00
1M69055.D	AC59422-001	06/01/11 10:17
1M69056.D	AC59422-003	06/01/11 10:33
1M69057.D	AC59424-001	06/01/11 10:50
1M69058.D	AC59424-002	06/01/11 11:07
1M69059.D	BLK	06/01/11 11:23
1M69060.D	AC59366-013	06/01/11 11:40
1M69061.D	MBS9769	06/01/11 11:57
1M69062.D	BLK	06/01/11 12:14
1M69063.D	AC59305-002	06/01/11 12:33
1M69064.D	BLK	06/01/11 12:51
1M69065.D	AC59305-004	06/01/11 13:07
1M69066.D	BLK	06/01/11 13:24
1M69067.D	AC59297-016	06/01/11 13:41
1M69068.D	AC59297-017(MS)	06/01/11 13:56
1M69069.D	AC59297-018(MSD)	06/01/11 14:12
1M69070.D	AC59266-002(MS)	06/01/11 14:28
1M69071.D	AC59266-002(MSD)	06/01/11 14:45
1M69072.D	BLK	06/01/11 15:01
1M69073.D	AC59385-001	06/01/11 15:17
1M69074.D	AC59385-002	06/01/11 15:33
1M69075.D	AC59385-003	06/01/11 15:49
1M69076.D	AC59385-004	06/01/11 16:05
1M69077.D	BLK	06/01/11 16:21
1M69078.D	AC59423-001	06/01/11 16:38
1M69079.D	BLK	06/01/11 16:54
1M69080.D	MBS9773	06/01/11 17:10
1M69081.D	AC59424-003	06/01/11 17:26
1M69082.D	AC59328-003	06/01/11 17:42
1M69083.D	BLK	06/01/11 17:58
1M69084.D	BLK	06/01/11 18:14

FORM8

Internal Standard Areas

Evaluation Std Data File: 1M68117.D

Method: EPA 8260B

Analysis Date/Time: 05/12/11 11:15

Lab File ID: CAL @ 20 PPB

	I1		I2		I3		I4		I5		I6	
	Area	RT	Area	RT	Area	RT	Area	RT	Area	RT	Area	RT
Eval File Area/RT:	104790	4.53	89897	6.35	60865	7.77						
Eval File Area Limit:	52395-209580		44948-179794		30432-121730							
Eval File Rt Limit:	4.03-5.03		5.85-6.85		7.27-8.27							

Data File Sample

1M68108.D BLK	40388	4.54	45140	6.35	27303	7.77				
1M68109.D CAL @ 0.5 PF	142433	4.53	115292	6.35	72735	7.77				
1M68110.D CAL @ 1 PPB	134919	4.53	118742	6.35	74498	7.77				
1M68111.D CAL @ 2 PPB	142552	4.53	119709	6.35	62552	7.77				
1M68112.D CAL @ 5 PPB	158262	4.53	111572	6.35	64754	7.77				
1M68113.D CAL @ 500 P	107854	4.53	108893	6.35	66692	7.77				
1M68114.D CAL @ 250 P	136513	4.53	112693	6.35	64420	7.77				
1M68115.D CAL @ 100 P	150062	4.53	109308	6.35	65621	7.77				
1M68116.D CAL @ 50 PP	150263	4.53	124177	6.35	62346	7.77				
1M68117.D CAL @ 20 PP	104790	4.53	89897	6.35	60865	7.77				
1M68118.D ICV	157786	4.53	116074	6.35	66163	7.76				
1M68119.D BLK	120107	4.53	106776	6.35	70675	7.77				
1M68120.D DAILY BLANK	141503	4.53	122840	6.35	65285	7.77				
1M68121.D MBS7666	147971	4.53	127900	6.35	76894	7.77				
1M68122.D AC58853-010	138044	4.53	114770	6.35	76429	7.77				
1M68123.D AC58853-011	130237	4.53	115148	6.35	73029	7.77				
1M68124.D AC58853-014	159072	4.53	128537	6.35	75197	7.77				
1M68125.D AC58853-017	146126	4.53	127116	6.35	75693	7.77				
1M68126.D AC58853-001	121720	4.53	124411	6.35	64193	7.77				
1M68127.D BLK	134465	4.53	115610	6.35	70799	7.77				
1M68128.D AC58853-003	136231	4.53	92361	6.35	59658	7.77				
1M68129.D BLK	128746	4.53	112089	6.35	56828	7.77				
1M68130.D AC58804-005	118983	4.53	82863	6.35	60259	7.77				
1M68131.D BLK	133499	4.53	115532	6.35	70357	7.77				
1M68132.D AC58853-006	123372	4.53	102964	6.35	61927	7.77				
1M68133.D AC58853-008	143113	4.53	117879	6.35	76410	7.77				
1M68134.D AC58853-009	129249	4.53	117427	6.35	73519	7.77				
1M68135.D BLK	123930	4.53	104359	6.35	62965	7.77				
1M68136.D AC58853-019	149300	4.53	116850	6.35	70821	7.77				
1M68137.D BLK	128025	4.53	109264	6.35	63056	7.77				
1M68138.D AC58804-005	101378	4.53	62036	6.35	19782 A	7.77				
1M68139.D BLK	116224	4.53	101761	6.36	57979	7.77				
1M68140.D AC58853-001	127655	4.53	115619	6.36	67809	7.77				
1M68141.D BLK	116287	4.53	100684	6.35	65541	7.77				
1M68142.D AC58853-009	59988	4.53	113364	6.35	64579	7.77				
1M68143.D BLK	127259	4.53	104749	6.35	62823	7.77				
1M68144.D AC58995-001	122117	4.53	94186	6.35	58805	7.77				
1M68145.D MBS7671	129030	4.53	109252	6.35	64226	7.77				
1M68146.D AC58853-019	131371	4.53	111685	6.35	62921	7.77				
1M68147.D AC58853-019	139648	4.53	109890	6.35	67658	7.77				

I1 = Fluorobenzene
 I2 = Chlorobenzene-d5
 I3 = 1,4-Dichlorobenzene-d4

I4 =
 I5 =
 I6 =

625/8270 Internal Standard concentration = 40 mg/L (in final extract)
 624/8260 Internal Standard concentration = 30ug/L
 524 Internal Standard concentration = 5ug/L

QC Limits:**Internal Standard Areas**

Upper Limit = + 100% of internal standard area from daily cal or mid pt.

Lower Limit = - 50% of internal standard area from daily cal or mid pt.

Retention Times:

Limit = within +/- 0.5 min of internal standard retention time from the daily cal or mid pt.

Flags:

A - Indicates the compound failed the internal standard area criteria

R - Indicates the compound failed the internal standard retention time criteria.

FORM8

Internal Standard Areas

Evaluation Std Data File: 1M68770.D

Method: EPA 8260B

Analysis Date/Time: 05/26/11 15:07

Lab File ID: CAL @ 50 PPB

	I1		I2		I3		I4		I5		I6	
	Area	RT	Area	RT	Area	RT	Area	RT	Area	RT	Area	RT
Eval File Area/RT:	141152	4.54	105805	6.36	60271	7.78						
Eval File Area Limit:	70576-282304		52902-211610		30136-120542							
Eval File Rt Limit:	4.04-5.04		5.86-6.86		7.28-8.280001							

Data File Sample

1M68768.D 50 PPB	130525	4.54	91652	6.36	61324	7.78						
1M68771.D BLK	127360	4.54	101696	6.36	56233	7.78						
1M68772.D DAILY BLANK	125812	4.54	95662	6.36	54087	7.78						
1M68773.D MBS9696	136413	4.54	102566	6.37	58225	7.78						
1M68774.D AC59206-005	129409	4.54	89961	6.36	33425	7.78						
1M68775.D AC59206-006	131453	4.54	89773	6.37	30069 A	7.78						
1M68776.D AC59257-001	73343	4.54	30142 A	6.37	8922 A	7.79						
1M68777.D AC59221-001	107101	4.55	81712	6.37	44972	7.79						
1M68778.D AC59221-002	112483	4.54	76185	6.36	41388	7.78						
1M68779.D AC59221-003	112810	4.54	88390	6.36	51412	7.78						
1M68780.D AC59221-004	107927	4.54	80484	6.36	39247	7.78						
1M68781.D AC59221-006	108126	4.54	83202	6.36	42555	7.78						
1M68782.D AC59221-007	108198	4.54	82091	6.36	51963	7.78						
1M68783.D AC59221-008	103925	4.54	79308	6.36	38062	7.78						
1M68784.D AC59221-009	108106	4.54	83562	6.36	46651	7.78						
1M68785.D AC59221-010	73503	4.54	32315 A	6.36	9338 A	7.78						
1M68786.D AC59221-011	92916	4.54	48019 A	6.36	18390 A	7.78						
1M68787.D AC59221-012	126946	4.54	88746	6.36	59529	7.78						
1M68788.D AC59221-013	103580	4.54	69254	6.36	23527 A	7.78						
1M68789.D AC59266-001	108064	4.54	82818	6.36	49424	7.78						
1M68790.D AC59266-002	116143	4.54	81227	6.36	47687	7.78						
1M68791.D AC59266-003	112526	4.54	79474	6.37	45650	7.78						
1M68792.D AC59266-004	118370	4.54	81430	6.36	49995	7.78						
1M68793.D BLK	110000	4.54	77450	6.36	44697	7.78						
1M68794.D BLK	105570	4.54	76599	6.36	43646	7.78						
1M68795.D MBS9697	125964	4.54	81625	6.36	50884	7.78						
1M68796.D MBS9698	123806	4.54	79369	6.36	49294	7.78						
1M68797.D AC59282-001	121582	4.54	86829	6.36	53628	7.78						
1M68798.D BLK	112886	4.54	86200	6.36	47957	7.78						
1M68799.D AC59284-008	77206	4.54	37621 A	6.36	10563 A	7.78						
1M68800.D BLK	119853	4.54	83664	6.36	51086	7.78						
1M68801.D AC59281-001	99721	4.54	62144	6.36	58755	7.76						
1M68802.D AC59221-005	113674	4.54	71197	6.36	35532	7.78						
1M68803.D BLK	115066	4.54	88550	6.36	48202	7.78						
1M68804.D BLK	120962	4.54	84353	6.36	50621	7.78						
1M68805.D BLK	125468	4.54	89670	6.36	52125	7.78						
1M68806.D BLK	109247	4.54	84042	6.36	47121	7.78						

I1 = Fluorobenzene
 I2 = Chlorobenzene-d5
 I3 = 1,4-Dichlorobenzene-d4

I4 =
 I5 =
 I6 =

625/8270 Internal Standard concentration = 40 mg/L (in final extract)
 624/8260 Internal Standard concentration = 30ug/L
 524 Internal Standard concentration = 5ug/L

QC Limits:**Internal Standard Areas**

Upper Limit = + 100% of internal standard area from daily cal or mid pt.

Lower Limit = - 50% of internal standard area from daily cal or mid pt.

Retention Times:

Limit = within +/- 0.5 min of internal standard retention time from the daily cal or mid pt.

Flags:

A - Indicates the compound failed the internal standard area criteria

R - Indicates the compound failed the internal standard retention time criteria.

FORM8

Internal Standard Areas

Evaluation Std Data File: 1M68815.D

Method: EPA 8260B

Analysis Date/Time: 05/27/11 07:50

Lab File ID: CAL @ 50 PPB

	I1		I2		I3		I4		I5		I6	
	Area	RT	Area	RT	Area	RT	Area	RT	Area	RT	Area	RT
Eval File Area/RT:	136791	4.54	96345	6.36	55978	7.78						
Eval File Area Limit:	68396-273582		48172-192690		27989-111956							
Eval File Rt Limit:	4.04-5.04		5.86-6.86		7.28-8.280001							

Data File Sample

1M68816.D BLK	115044	4.54	91554	6.36	54206	7.78
1M68817.D DAILY BLANK	125647	4.54	94439	6.36	54866	7.78
1M68818.D MBS9703	121810	4.54	83756	6.36	51293	7.78
1M68819.D BLK	119132	4.54	83911	6.36	47678	7.78
1M68820.D BLK	118019	4.54	81881	6.36	46698	7.78
1M68821.D AC59221-010	105675	4.54	56920	6.36	10747 A	7.78
1M68822.D AC59221-011	126429	4.54	83133	6.36	35970	7.78
1M68823.D AC59221-012	122270	4.54	75695	6.36	40423	7.78
1M68824.D AC59221-013	130304	4.54	90028	6.36	49019	7.78
1M68825.D AC59221-002	108180	4.54	80083	6.36	40445	7.78
1M68826.D AC59221-004	111446	4.54	87124	6.36	43498	7.78
1M68827.D BLK	108189	4.54	81910	6.36	41917	7.78
1M68828.D AC59243-001	110513	4.54	76423	6.36	37389	7.78
1M68829.D AC59203-004	104390	4.54	65350	6.36	25279 A	7.78
1M68830.D AC59203-011	105665	4.54	69338	6.36	23493 A	7.78
1M68831.D AC59145-006	52984 A	4.54	14682 A	6.36	2636 A	7.78
1M68832.D AC59191-001	92338	4.54	54325	6.36	21820 A	7.78
1M68833.D AC59130-002	95065	4.54	58922	6.36	22581 A	7.78
1M68834.D BLK	99155	4.54	75703	6.36	45089	7.78
1M68835.D AC59145-006	56312 A	4.54	15786 A	6.36	2853 A	7.78
1M68836.D AC59284-008	62774 A	4.54	24417 A	6.36	5543 A	7.78
1M68837.D AC59281-001	96194	4.54	76719	6.36	53849	7.78
1M68838.D MBS9710	112489	4.54	82713	6.36	47359	7.78
1M68839.D AC59221-006	134269	4.54	88316	6.36	51441	7.78
1M68840.D AC59221-006	131411	4.54	88000	6.36	53109	7.78
1M68841.D AC59222-002	113033	4.54	85822	6.36	51042	7.78
1M68842.D AC59130-002	31269 A	4.54	8821 A	6.36	2956 A	7.78
1M68843.D BLK	117820	4.54	87959	6.36	49234	7.78
1M68844.D AC59259-008	112713	4.54	85643	6.36	50151	7.78
1M68845.D AC59259-003	156912	4.55	106514	6.37	57870	7.78
1M68846.D AC59236-001	125522	4.54	98786	6.36	51119	7.78
1M68847.D AC59236-003	125441	4.54	87466	6.36	47473	7.78
1M68848.D AC59236-002	118995	4.54	74733	6.36	32279	7.78
1M68849.D AC59236-004	119521	4.54	76836	6.36	35867	7.78
1M68851.D MBS9732	124764	4.54	97753	6.36	60177	7.78

I1 = Fluorobenzene
I2 = Chlorobenzene-d5
I3 = 1,4-Dichlorobenzene-d4

I4 =
I5 =
I6 =

625/8270 Internal Standard concentration = 40 mg/L (in final extract)
624/8260 Internal Standard concentration = 30ug/L
524 Internal Standard concentration = 5ug/L

QC Limits:Internal Standard Areas

Upper Limit = + 100% of internal standard area from daily cal or mid pt.

Lower Limit = - 50% of internal standard area from daily cal or mid pt.

Retention Times:

Limit = within +/- 0.5 min of internal standard retention time from the daily cal or mid pt.

Flags:

A - Indicates the compound failed the internal standard area criteria

R - Indicates the compound failed the internal standard retention time criteria.

FORM8

Internal Standard Areas

Evaluation Std Data File: 1M69044.D

Method: EPA 8260B

Analysis Date/Time: 06/01/11 07:04

Lab File ID: CAL @ 50 PPB

Eval File Area/RT:	I1		I2		I3		I4		I5		I6	
	Area	RT	Area	RT	Area	RT	Area	RT	Area	RT	Area	RT
Eval File Area/RT:	134907	4.53	102270	6.35	56889	7.77						
Eval File Area Limit:	67454-269814		51135-204540		28444-113778							
Eval File Rt Limit:	4.03-5.03		5.85-6.85		7.27-8.27							

Data File Sample

1M69045.D BLK	126961	4.53	98615	6.35	56898	7.77				
1M69046.D DAILY BLANK	108746	4.54	85176	6.36	49256	7.78				
1M69047.D MBS9764	117320	4.53	94860	6.35	54110	7.77				
1M69048.D BLK	108360	4.53	82483	6.35	48838	7.77				
1M69049.D AC59205-012	108654	4.54	58639	6.36	17300 A	7.78				
1M69050.D AC59205-003	101100	4.54	62985	6.36	20245 A	7.78				
1M69051.D AC59410-001	111271	4.53	74681	6.35	43139	7.77				
1M69052.D BLK	112457	4.54	87585	6.36	53112	7.77				
1M69053.D BLK	105385	4.53	72162	6.36	47472	7.77				
1M69054.D AC59230-002	95018	4.54	74070	6.36	38448	7.77				
1M69055.D AC59422-001	94620	4.54	67829	6.36	34216	7.78				
1M69056.D AC59422-003	100970	4.54	72290	6.36	35583	7.77				
1M69057.D AC59424-001	102438	4.54	83465	6.36	50219	7.78				
1M69058.D AC59424-002	98693	4.54	75915	6.36	41180	7.78				
1M69059.D BLK	121302	4.54	81840	6.36	48618	7.78				
1M69060.D AC59366-013	94823	4.54	51831	6.36	39818	7.87				
1M69061.D MBS9769	101620	4.54	79468	6.36	52765	7.78				
1M69062.D BLK	110332	4.54	90793	6.36	54926	7.78				
1M69063.D AC59305-002	91351	4.54	64194	6.36	26668 A	7.78				
1M69064.D BLK	105892	4.54	85843	6.36	51927	7.78				
1M69065.D AC59305-004	101908	4.54	73597	6.36	38852	7.78				
1M69066.D BLK	107835	4.54	86710	6.36	53649	7.78				
1M69067.D AC59297-016	98703	4.54	72775	6.36	41528	7.78				
1M69068.D AC59297-017	123996	4.54	94528	6.36	50623	7.78				
1M69069.D AC59297-018	121341	4.54	91513	6.36	48051	7.78				
1M69070.D AC59266-002	104763	4.54	81515	6.36	49360	7.78				
1M69071.D AC59266-002	105985	4.54	82252	6.36	48594	7.78				
1M69072.D BLK	99950	4.54	78211	6.36	46782	7.78				
1M69073.D AC59385-001	98604	4.54	77754	6.36	43634	7.78				
1M69074.D AC59385-002	93500	4.54	75977	6.36	45887	7.78				
1M69075.D AC59385-003	102941	4.54	80353	6.36	47307	7.78				
1M69076.D AC59385-004	102574	4.54	82514	6.36	47377	7.78				
1M69077.D BLK	109216	4.54	86103	6.37	46587	7.78				
1M69078.D AC59423-001	107661	4.54	66037	6.36	54193	7.78				
1M69079.D BLK	109690	4.54	82670	6.36	45266	7.78				
1M69080.D MBS9773	111200	4.55	83437	6.37	48506	7.79				
1M69081.D AC59424-003	106907	4.54	84409	6.36	49206	7.78				
1M69082.D AC59328-003	104351	4.54	76784	6.36	39442	7.78				
1M69083.D BLK	94598	4.54	71274	6.36	44788	7.78				
1M69084.D BLK	102443	4.54	77491	6.36	47012	7.78				

I1 = Fluorobenzene
 I2 = Chlorobenzene-d5
 I3 = 1,4-Dichlorobenzene-d4

I4 =
 I5 =
 I6 =

625/8270 Internal Standard concentration = 40 mg/L (in final extract)
 624/8260 Internal Standard concentration = 30ug/L
 524 Internal Standard concentration = 5ug/L

QC Limits:Internal Standard Areas

Upper Limit = + 100% of internal standard area from daily cal or mid pt.

Lower Limit = - 50% of internal standard area from daily cal or mid pt.

Retention Times:

Limit = within +/- 0.5 min of internal standard retention time from the daily cal or mid pt.

Flags:

A - Indicates the compound failed the internal standard area criteria

R - Indicates the compound failed the internal standard retention time criteria.

GC/MS Volatile Data
Sample Data

Form1

ORGANICS VOLATILE REPORT

Sample Number: AC59221-001

Client Id: MW-06 4-5

Data File: 1M68777.D

Analysis Date: 05/26/11 17:10

Date Rec/Extracted: 05/20/11-NA

Column: DB-624 25M 0.200mm ID 1.12um film

Method: EPA 8260B

Matrix: Soil

Initial Vol: 5.06g

Final Vol: NA

Dilution: 0.988

Solids: 87

Units: mg/Kg

Cas #	Compound	RL	Conc	Cas #	Compound	RL	Conc
71-55-6	1,1,1-Trichloroethane	0.0023	U	75-00-3	Chloroethane	0.0023	U
79-34-5	1,1,2,2-Tetrachloroethane	0.0057	U	67-66-3	Chloroform	0.0023	U
76-13-1	1,1,2-Trichloro-1,2,2-trifluor	0.0023	U	74-87-3	Chloromethane	0.0023	U
79-00-5	1,1,2-Trichloroethane	0.0023	U	156-59-2	cis-1,2-Dichloroethene	0.0023	U
75-34-3	1,1-Dichloroethane	0.0023	U	10061-01-5	cis-1,3-Dichloropropene	0.0057	U
75-35-4	1,1-Dichloroethene	0.0023	U	110-82-7	Cyclohexane	0.0023	U
120-82-1	1,2,4-Trichlorobenzene	0.0023	U	124-48-1	Dibromochloromethane	0.0057	U
96-12-8	1,2-Dibromo-3-Chloropropa	0.0023	U	75-71-8	Dichlorodifluoromethane	0.0023	U
106-93-4	1,2-Dibromoethane	0.0023	U	100-41-4	Ethylbenzene	0.0011	U
95-50-1	1,2-Dichlorobenzene	0.0023	U	98-82-8	Isopropylbenzene	0.0011	U
107-06-2	1,2-Dichloroethane	0.0023	U	136777612	m&p-Xylenes	0.0011	U
78-87-5	1,2-Dichloropropane	0.0023	U	79-20-9	Methyl Acetate	0.0023	U
541-73-1	1,3-Dichlorobenzene	0.0023	U	108-87-2	Methylcyclohexane	0.0023	U
106-46-7	1,4-Dichlorobenzene	0.0023	U	75-09-2	Methylene Chloride	0.0023	U
78-93-3	2-Butanone	0.0057	U	1634-04-4	Methyl-t-butyl ether	0.00057	U
591-78-6	2-Hexanone	0.0023	U	95-47-6	o-Xylene	0.0011	U
108-10-1	4-Methyl-2-Pentanone	0.0023	U	100-42-5	Styrene	0.0023	U
67-64-1	Acetone	0.028	U	127-18-4	Tetrachloroethene	0.0023	0.041
71-43-2	Benzene	0.0011	U	108-88-3	Toluene	0.0011	U
75-27-4	Bromodichloromethane	0.0023	U	156-60-5	trans-1,2-Dichloroethene	0.0023	U
75-25-2	Bromoform	0.0023	U	10061-02-6	trans-1,3-Dichloropropene	0.0057	U
74-83-9	Bromomethane	0.0023	U	79-01-6	Trichloroethene	0.0023	U
75-15-0	Carbon Disulfide	0.0023	U	75-69-4	Trichlorofluoromethane	0.0023	U
56-23-5	Carbon Tetrachloride	0.0023	U	75-01-4	Vinyl Chloride	0.0023	U
108-90-7	Chlorobenzene	0.0023	U	1330-20-7	Xylenes (Total)	0.0011	U

Worksheet #: 192369

Total Target Concentration 0.041

ColumnID: (^) Indicates results from 2nd column

*U - Indicates the compound was analyzed but not detected.**B - Indicates the analyte was found in the blank as well as in the sample.**E - Indicates the analyte concentration exceeds the calibration range of the instrument.**R - Retention Time Out**J - Indicates an estimated value when a compound is detected at less than the specified detection limit.**d - Pesticide %Diff>40% between columns due to coelution. Lower concentration used*

SampleID : AC59221-001
 Data File: 1M68777.D
 Acq On : 05/26/11 17:10

Operator : WP
 Sam Mult : 1 Vial# : 9
 Misc : S,5g!3


Qt Meth : 1M_S0512.M
 Qt On : 05/27/11 08:09
 Qt Upd On: 05/12/11 13:47

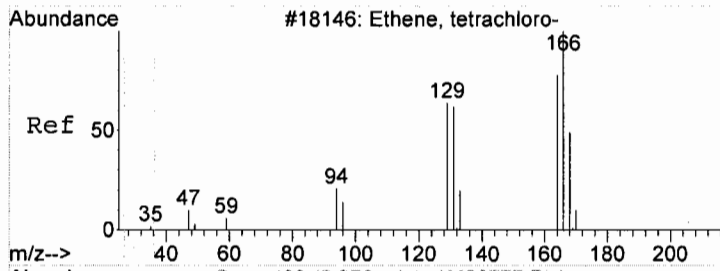
Data Path : G:\GcMsData\2011\GCMS_1\Data\05-2611\
 Qt Path : G:\GcMsData\2011\GCMS_1\MethodQt\
 Qt Resp Via : Initial Calibration

Compound	R.T.	QIon	Response	Conc	Units	Dev(Min)
Internal Standards						
4) Fluorobenzene	4.550	96	107101	30.00	ug/l	0.02
52) Chlorobenzene-d5	6.370	117	81712	30.00	ug/l	0.00
70) 1,4-Dichlorobenzene-d4	7.786	152	44972	30.00	ug/l	0.02
System Monitoring Compounds						
36) Dibromofluoromethane	4.097	111	33406	31.67	ug/l	0.02
Spiked Amount	30.000		Recovery	=	105.57%	
38) 1,2-Dichloroethane-d4	4.323	67	16439	31.38	ug/l	0.00
Spiked Amount	30.000		Recovery	=	104.60%	
66) Toluene-d8	5.504	98	109063	29.47	ug/l	0.00
Spiked Amount	30.000		Recovery	=	98.23%	
76) Bromofluorobenzene	7.068	174	35955	28.49	ug/l	0.00
Spiked Amount	30.000		Recovery	=	94.97%	
Target Compounds						
65) Tetrachloroethene	5.878	164	56438	36.3883	ug/l	Qvalue 92

(#) = qualifier out of range (m) = manual integration (+) = signals summed

W





#65

Tetrachloroethene

Concen: 36.39 ug/l

RT: 5.878 min Scan# 433

Delta R.T. 0.010 min

Lab File: 1M68777.D

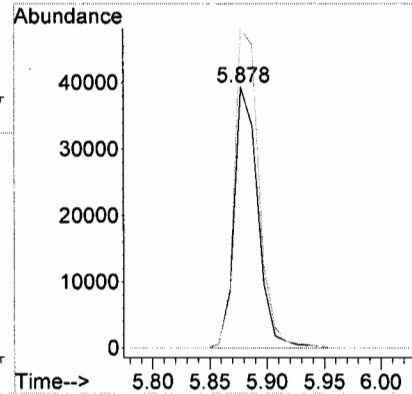
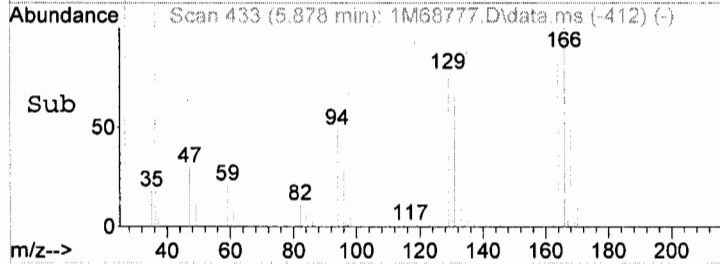
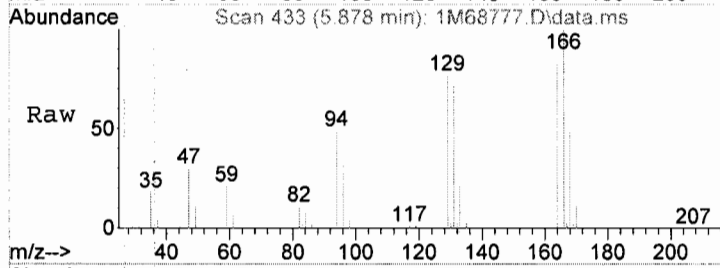
Acq: 26 May 2011 17:10

Tgt Ion:164 Resp: 56438

Ion Ratio Lower Upper

164 100

166 122.5 61.8 201.8



Form1

ORGANICS VOLATILE REPORT

Sample Number: AC59221-002(5X)

Client Id: MW-06 10-11

Data File: 1M68825.D

Analysis Date: 05/27/11 10:38

Date Rec/Extracted: 05/20/11-NA

Column: DB-624 25M 0.200mm ID 1.12um film

Method: EPA 8260B

Matrix: Soil

Initial Vol: 1.03g

Final Vol: NA

Dilution: 4.85

Solids: 85

Units: mg/Kg

Cas #	Compound	RL	Conc	Cas #	Compound	RL	Conc
71-55-6	1,1,1-Trichloroethane	0.011	U	75-00-3	Chloroethane	0.011	U
79-34-5	1,1,2,2-Tetrachloroethane	0.029	U	67-66-3	Chloroform	0.011	U
76-13-1	1,1,2-Trichloro-1,2,2-trifluor	0.011	U	74-87-3	Chloromethane	0.011	U
79-00-5	1,1,2-Trichloroethane	0.011	U	156-59-2	cis-1,2-Dichloroethene	0.011	U
75-34-3	1,1-Dichloroethane	0.011	U	10061-01-5	cis-1,3-Dichloropropene	0.029	U
75-35-4	1,1-Dichloroethene	0.011	U	110-82-7	Cyclohexane	0.011	U
120-82-1	1,2,4-Trichlorobenzene	0.011	U	124-48-1	Dibromochloromethane	0.029	U
96-12-8	1,2-Dibromo-3-Chloropropa	0.011	U	75-71-8	Dichlorodifluoromethane	0.011	U
106-93-4	1,2-Dibromoethane	0.011	U	100-41-4	Ethylbenzene	0.0057	U
95-50-1	1,2-Dichlorobenzene	0.011	U	98-82-8	Isopropylbenzene	0.0057	U
107-06-2	1,2-Dichloroethane	0.011	U	136777612	m&p-Xylenes	0.0057	U
78-87-5	1,2-Dichloropropane	0.011	U	79-20-9	Methyl Acetate	0.011	U
541-73-1	1,3-Dichlorobenzene	0.011	U	108-87-2	Methylcyclohexane	0.011	U
106-46-7	1,4-Dichlorobenzene	0.011	U	75-09-2	Methylene Chloride	0.011	U
78-93-3	2-Butanone	0.029	U	1634-04-4	Methyl-t-butyl ether	0.0029	U
591-78-6	2-Hexanone	0.011	U	95-47-6	o-Xylene	0.0057	U
108-10-1	4-Methyl-2-Pentanone	0.011	U	100-42-5	Styrene	0.011	U
67-64-1	Acetone	0.14	U	127-18-4	Tetrachloroethene	0.011	0.70
71-43-2	Benzene	0.0057	U	108-88-3	Toluene	0.0057	U
75-27-4	Bromodichloromethane	0.011	U	156-60-5	trans-1,2-Dichloroethene	0.011	U
75-25-2	Bromoform	0.011	U	10061-02-6	trans-1,3-Dichloropropene	0.029	U
74-83-9	Bromomethane	0.011	U	79-01-6	Trichloroethene	0.011	0.043
75-15-0	Carbon Disulfide	0.011	U	75-69-4	Trichlorofluoromethane	0.011	U
56-23-5	Carbon Tetrachloride	0.011	U	75-01-4	Vinyl Chloride	0.011	U
108-90-7	Chlorobenzene	0.011	U	1330-20-7	Xylenes (Total)	0.0057	U

Worksheet #: 192369

Total Target Concentration 0.74

ColumnID: (^) Indicates results from 2nd column

*U - Indicates the compound was analyzed but not detected.**B - Indicates the analyte was found in the blank as well as in the sample.**E - Indicates the analyte concentration exceeds the calibration range of the instrument.**R - Retention Time Out**J - Indicates an estimated value when a compound is detected at less than the specified detection limit.**d - Pesticide %Diff>40% between columns due to coelution. Lower concentration used*


SampleID : AC59221-002(5X) Operator : SG Qt Meth : 1M_S0512.M
 Data File: 1M68825.D Sam Mult : 1 Vial# : 13 Qt On : 05/27/11 10:54
 Acq On : 05/27/11 10:38 Misc : S,5g!5 Qt Upd On: 05/12/11 13:47

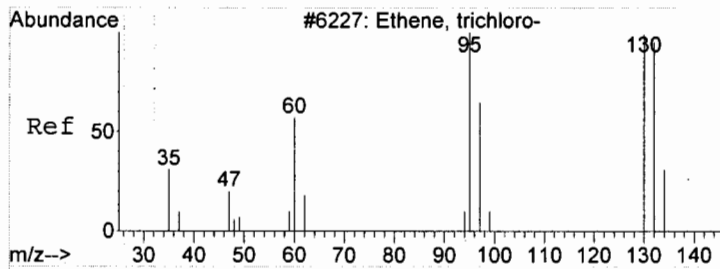
Data Path : G:\GcMsData\2011\GCMS_1\Data\05-27-11\
 Qt Path : G:\GcMsData\2011\GCMS_1\MethodQt\
 Qt Resp Via : Initial Calibration

Compound	R.T.	QIon	Response	Conc	Units	Dev(Min)
Internal Standards						
4) Fluorobenzene	4.540	96	108180	30.00	ug/l	0.00
52) Chlorobenzene-d5	6.360	117	80083	30.00	ug/l	0.00
70) 1,4-Dichlorobenzene-d4	7.777	152	40445	30.00	ug/l	0.00
System Monitoring Compounds						
36) Dibromofluoromethane	4.087	111	31892	29.94	ug/l	0.00
Spiked Amount 30.000			Recovery =	99.80%		
38) 1,2-Dichloroethane-d4	4.314	67	16767	31.69	ug/l	0.00
Spiked Amount 30.000			Recovery =	105.63%		
66) Toluene-d8	5.504	98	107181	29.55	ug/l	0.00
Spiked Amount 30.000			Recovery =	98.50%		
76) Bromofluorobenzene	7.058	174	37628	33.15	ug/l	0.00
Spiked Amount 30.000			Recovery =	110.50%		
Target Compounds						
49) Trichloroethene	4.766	130	14174	7.5080	ug/l	89
65) Tetrachloroethene	5.878	164	185796	122.2285	ug/l	96

(#) = qualifier out of range (m) = manual integration (+) = signals summed

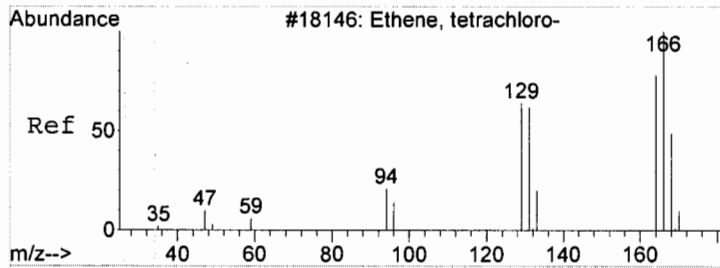
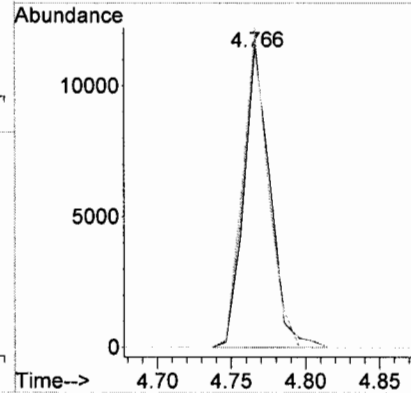
ll





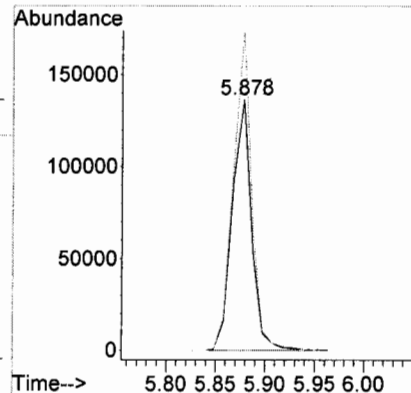
#49
Trichloroethene
Concen: 7.51 ug/l
RT: 4.766 min Scan# 320
Delta R.T. 0.010 min
Lab File: 1M68825.D
Acq: 27 May 2011 10:38

Tgt Ion	Ratio	Resp	Lower	Upper
130	100			
132	103.6	49.5	129.5	
95	105.7	57.8	137.8	



#65
Tetrachloroethene
Concen: 122.23 ug/l
RT: 5.878 min Scan# 433
Delta R.T. 0.010 min
Lab File: 1M68825.D
Acq: 27 May 2011 10:38

Tgt Ion	Ratio	Resp	Lower	Upper
164	100			
166	127.2	61.8	201.8	



Form1

ORGANICS VOLATILE REPORT

Sample Number: AC59221-003

Client Id: MW-07 6-7

Data File: 1M68779.D

Analysis Date: 05/26/11 17:44

Date Rec/Extracted: 05/20/11-NA

Column: DB-624 25M 0.200mm ID 1.12um film

Method: EPA 8260B

Matrix: Soil

Initial Vol: 4.96g

Final Vol: NA

Dilution: 1.01

Solids: 81

Units: mg/Kg

Cas #	Compound	RL	Conc	Cas #	Compound	RL	Conc
71-55-6	1,1,1-Trichloroethane	0.0025	U	75-00-3	Chloroethane	0.0025	U
79-34-5	1,1,2,2-Tetrachloroethane	0.0062	U	67-66-3	Chloroform	0.0025	U
76-13-1	1,1,2-Trichloro-1,2,2-trifluor	0.0025	U	74-87-3	Chloromethane	0.0025	U
79-00-5	1,1,2-Trichloroethane	0.0025	U	156-59-2	cis-1,2-Dichloroethene	0.0025	U
75-34-3	1,1-Dichloroethane	0.0025	U	10061-01-5	cis-1,3-Dichloropropene	0.0062	U
75-35-4	1,1-Dichloroethene	0.0025	U	110-82-7	Cyclohexane	0.0025	U
120-82-1	1,2,4-Trichlorobenzene	0.0025	U	124-48-1	Dibromochloromethane	0.0062	U
96-12-8	1,2-Dibromo-3-Chloropropa	0.0025	U	75-71-8	Dichlorodifluoromethane	0.0025	U
106-93-4	1,2-Dibromoethane	0.0025	U	100-41-4	Ethylbenzene	0.0012	U
95-50-1	1,2-Dichlorobenzene	0.0025	U	98-82-8	Isopropylbenzene	0.0012	U
107-06-2	1,2-Dichloroethane	0.0025	U	136777612	m&p-Xylenes	0.0012	U
78-87-5	1,2-Dichloropropane	0.0025	U	79-20-9	Methyl Acetate	0.0025	U
541-73-1	1,3-Dichlorobenzene	0.0025	U	108-87-2	Methylcyclohexane	0.0025	U
106-46-7	1,4-Dichlorobenzene	0.0025	U	75-09-2	Methylene Chloride	0.0025	U
78-93-3	2-Butanone	0.0062	U	1634-04-4	Methyl-t-butyl ether	0.00062	U
591-78-6	2-Hexanone	0.0025	U	95-47-6	o-Xylene	0.0012	U
108-10-1	4-Methyl-2-Pentanone	0.0025	U	100-42-5	Styrene	0.0025	U
67-64-1	Acetone	0.031	U	127-18-4	Tetrachloroethene	0.0025	0.085
71-43-2	Benzene	0.0012	U	108-88-3	Toluene	0.0012	U
75-27-4	Bromodichloromethane	0.0025	U	156-60-5	trans-1,2-Dichloroethene	0.0025	U
75-25-2	Bromoform	0.0025	U	10061-02-6	trans-1,3-Dichloropropene	0.0062	U
74-83-9	Bromomethane	0.0025	U	79-01-6	Trichloroethene	0.0025	0.011
75-15-0	Carbon Disulfide	0.0025	U	75-69-4	Trichlorofluoromethane	0.0025	U
56-23-5	Carbon Tetrachloride	0.0025	U	75-01-4	Vinyl Chloride	0.0025	U
108-90-7	Chlorobenzene	0.0025	U	1330-20-7	Xylenes (Total)	0.0012	U

Worksheet #: 192369

Total Target Concentration 0.096

ColumnID: (^) Indicates results from 2nd column

*U - Indicates the compound was analyzed but not detected.**B - Indicates the analyte was found in the blank as well as in the sample.**E - Indicates the analyte concentration exceeds the calibration range of the instrument.**R - Retention Time Out**J - Indicates an estimated value when a compound is detected at less than the specified detection limit.**d - Pesticide %Diff>40% between columns due to coelution. Lower concentration used*

SampleID : AC59221-003
 Data File: 1M68779.D
 Acq On : 05/26/11 17:44

Operator : WP
 Sam Mult : 1 Vial# : 11
 Misc : S,5g!3


Qt Meth : 1M_S0512.M
 Qt On : 05/27/11 08:09
 Qt Upd On: 05/12/11 13:47

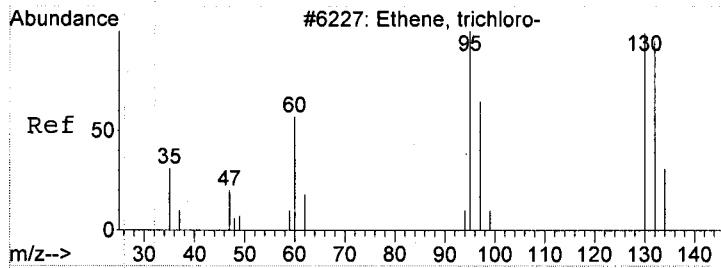
Data Path : G:\GcMsData\2011\GCMS_1\Data\05-2611\
 Qt Path : G:\GcMsData\2011\GCMS_1\MethodQt\
 Qt Resp Via : Initial Calibration

Compound	R.T.	QIon	Response	Conc	Units	Dev(Min)
Internal Standards						
4) Fluorobenzene	4.540	96	112810	30.00	ug/l	0.01
52) Chlorobenzene-d5	6.360	117	88390	30.00	ug/l	0.00
70) 1,4-Dichlorobenzene-d4	7.777	152	51412	30.00	ug/l	0.01
System Monitoring Compounds						
36) Dibromofluoromethane	4.088	111	33010	29.72	ug/l	0.01
Spiked Amount 30.000			Recovery	=	99.07%	
38) 1,2-Dichloroethane-d4	4.314	67	16167	29.30	ug/l	0.00
Spiked Amount 30.000			Recovery	=	97.67%	
66) Toluene-d8	5.504	98	111808	27.93	ug/l	0.01
Spiked Amount 30.000			Recovery	=	93.10%	
76) Bromofluorobenzene	7.059	174	41085	28.48	ug/l	0.00
Spiked Amount 30.000			Recovery	=	94.93%	
Target Compounds						
49) Trichloroethene	4.766	130	16660	8.4626	ug/l	89
65) Tetrachloroethene	5.878	164	114870	68.4668	ug/l	99

(#) = qualifier out of range (m) = manual integration (+) = signals summed

W





#49

Trichloroethene

Concen: 8.46 ug/l

RT: 4.766 min Scan# 319

Delta R.T. 0.010 min

Lab File: 1M68779.D

Acq: 26 May 2011 17:44

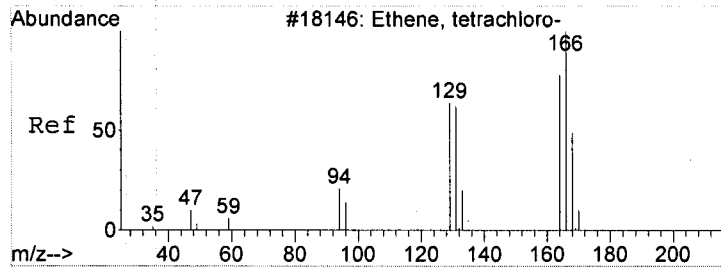
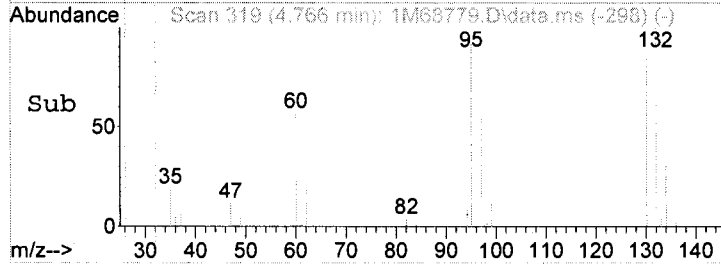
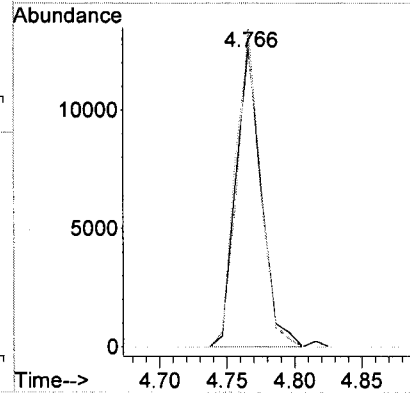
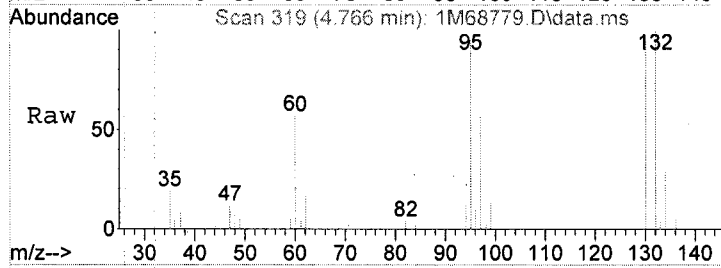
Tgt Ion:130 Resp: 16660

Ion Ratio Lower Upper

130 100

132 106.6 49.5 129.5

95 101.4 57.8 137.8



#65

Tetrachloroethene

Concen: 68.47 ug/l

RT: 5.878 min Scan# 432

Delta R.T. 0.010 min

Lab File: 1M68779.D

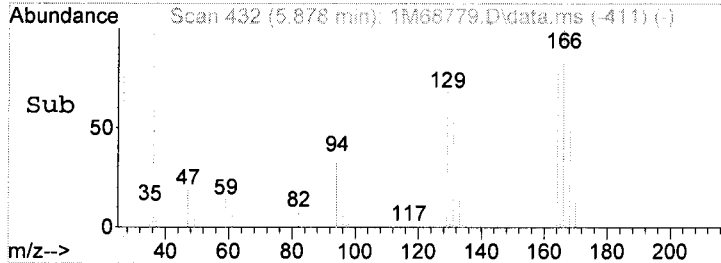
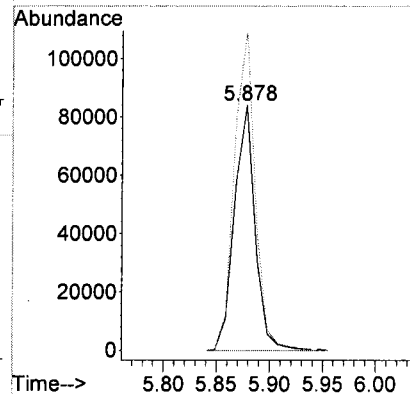
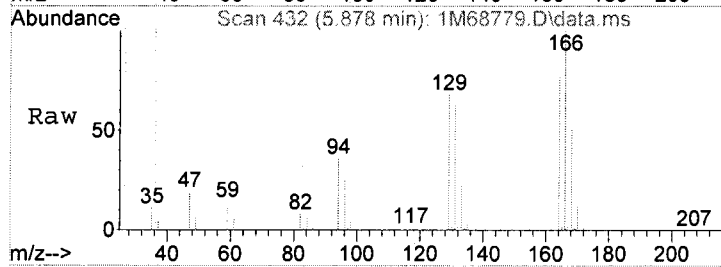
Acq: 26 May 2011 17:44

Tgt Ion:164 Resp: 114870

Ion Ratio Lower Upper

164 100

166 130.2 61.8 201.8



Form1

ORGANICS VOLATILE REPORT

Sample Number: AC59221-004(5X)

Client Id: MW-07 14-15

Data File: 1M68826.D

Analysis Date: 05/27/11 10:55

Date Rec/Extracted: 05/20/11-NA

Column: DB-624 25M 0.200mm ID 1.12um film

Method: EPA 8260B

Matrix: Soil

Initial Vol: 1.04g

Final Vol: NA

Dilution: 4.81

Solids: 78

Units: mg/Kg

Cas #	Compound	RL	Conc	Cas #	Compound	RL	Conc
71-55-6	1,1,1-Trichloroethane	0.012	U	75-00-3	Chloroethane	0.012	U
79-34-5	1,1,2,2-Tetrachloroethane	0.031	U	67-66-3	Chloroform	0.012	U
76-13-1	1,1,2-Trichloro-1,2,2-trifluor	0.012	U	74-87-3	Chloromethane	0.012	U
79-00-5	1,1,2-Trichloroethane	0.012	U	156-59-2	cis-1,2-Dichloroethene	0.012	0.018
75-34-3	1,1-Dichloroethane	0.012	U	10061-01-5	cis-1,3-Dichloropropene	0.031	U
75-35-4	1,1-Dichloroethene	0.012	U	110-82-7	Cyclohexane	0.012	U
120-82-1	1,2,4-Trichlorobenzene	0.012	U	124-48-1	Dibromochloromethane	0.031	U
96-12-8	1,2-Dibromo-3-Chloropropa	0.012	U	75-71-8	Dichlorodifluoromethane	0.012	U
106-93-4	1,2-Dibromoethane	0.012	U	100-41-4	Ethylbenzene	0.0062	U
95-50-1	1,2-Dichlorobenzene	0.012	U	98-82-8	Isopropylbenzene	0.0062	U
107-06-2	1,2-Dichloroethane	0.012	U	136777612	m&p-Xylenes	0.0062	U
78-87-5	1,2-Dichloropropane	0.012	U	79-20-9	Methyl Acetate	0.012	U
541-73-1	1,3-Dichlorobenzene	0.012	U	108-87-2	Methylcyclohexane	0.012	U
106-46-7	1,4-Dichlorobenzene	0.012	U	75-09-2	Methylene Chloride	0.012	U
78-93-3	2-Butanone	0.031	U	1634-04-4	Methyl-t-butyl ether	0.0031	U
591-78-6	2-Hexanone	0.012	U	95-47-6	o-Xylene	0.0062	U
108-10-1	4-Methyl-2-Pentanone	0.012	U	100-42-5	Styrene	0.012	U
67-64-1	Acetone	0.15	U	127-18-4	Tetrachloroethene	0.012	0.67
71-43-2	Benzene	0.0062	U	108-88-3	Toluene	0.0062	U
75-27-4	Bromodichloromethane	0.012	U	156-60-5	trans-1,2-Dichloroethene	0.012	U
75-25-2	Bromoform	0.012	U	10061-02-6	trans-1,3-Dichloropropene	0.031	U
74-83-9	Bromomethane	0.012	U	79-01-6	Trichloroethene	0.012	0.056
75-15-0	Carbon Disulfide	0.012	U	75-69-4	Trichlorofluoromethane	0.012	U
56-23-5	Carbon Tetrachloride	0.012	U	75-01-4	Vinyl Chloride	0.012	U
108-90-7	Chlorobenzene	0.012	U	1330-20-7	Xylenes (Total)	0.0062	U

Worksheet #: 192369

Total Target Concentration 0.74

ColumnID: (^) Indicates results from 2nd column

*U - Indicates the compound was analyzed but not detected.**B - Indicates the analyte was found in the blank as well as in the sample.**E - Indicates the analyte concentration exceeds the calibration range of the instrument.**R - Retention Time Out**J - Indicates an estimated value when a compound is detected at less than the specified detection limit.**d - Pesticide %Diff>40% between columns due to coelution. Lower concentration used*

SampleID : AC59221-004(5X) Operator : SG Qt Meth : 1M_S0512.M
 Data File: 1M68826.D Sam Mult : 1 Vial# : 14 Qt On : 05/27/11 11:15
 Acq On : 05/27/11 10:55 Misc : S,5g!4 Qt Upd On: 05/12/11 13:47


Data Path : G:\GcMsData\2011\GCMS_1\Data\05-27-11\
 Qt Path : G:\GcMsData\2011\GCMS_1\MethodQt\
 Qt Resp Via : Initial Calibration

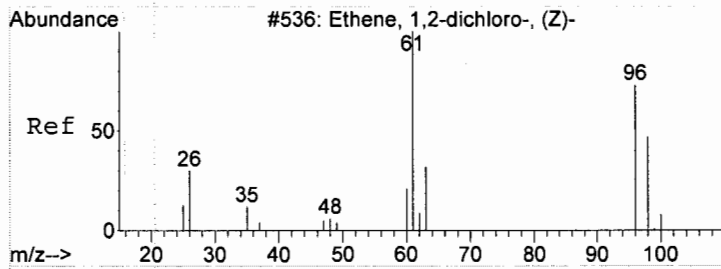
Compound	R.T.	QIon	Response	Conc	Units	Dev(Min)

Internal Standards						
4) Fluorobenzene	4.539	96	111446	30.00	ug/l	0.00
52) Chlorobenzene-d5	6.359	117	87124	30.00	ug/l	0.00
70) 1,4-Dichlorobenzene-d4	7.776	152	43498	30.00	ug/l	0.00
System Monitoring Compounds						
36) Dibromofluoromethane	4.087	111	34128	31.10	ug/l	0.00
Spiked Amount 30.000			Recovery	=	103.67%	
38) 1,2-Dichloroethane-d4	4.323	67	17144	31.45	ug/l	0.00
Spiked Amount 30.000			Recovery	=	104.83%	
66) Toluene-d8	5.503	98	116135	29.43	ug/l	0.00
Spiked Amount 30.000			Recovery	=	98.10%	
76) Bromofluorobenzene	7.058	174	32783	26.86	ug/l	0.00
Spiked Amount 30.000			Recovery	=	89.53%	
Target Compounds						
29) cis-1,2-Dichloroethene	3.742	61	8049	2.8725	ug/l	87
49) Trichloroethene	4.765	130	17684	9.0927	ug/l	83
65) Tetrachloroethene	5.877	164	178464	107.9169	ug/l	96

(#) = qualifier out of range (m) = manual integration (+) = signals summed

lu





#29

cis-1,2-Dichloroethene

Concen: 2.87 ug/l

RT: 3.742 min Scan# 215

Delta R.T. 0.009 min

Lab File: 1M68826.D

Acq: 27 May 2011 10:55

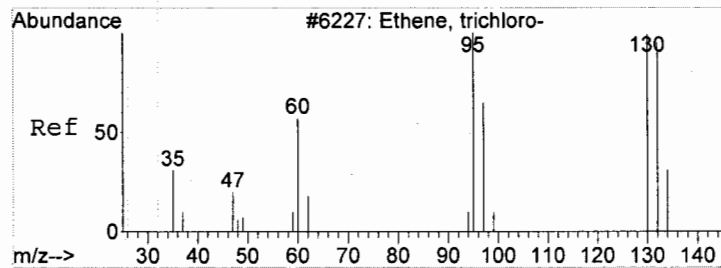
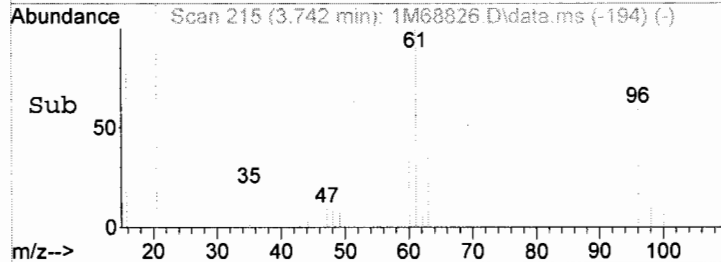
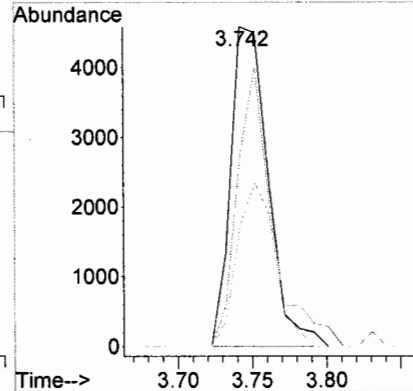
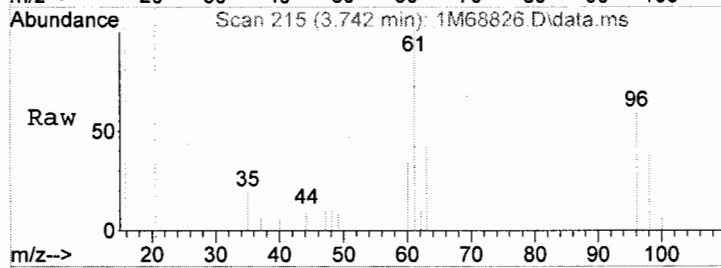
Tgt Ion: 61 Resp: 8049

Ion Ratio Lower Upper

61 100

96 59.7 8.8 88.8

98 37.8 0.0 72.8



#49

Trichloroethene

Concen: 9.09 ug/l

RT: 4.765 min Scan# 319

Delta R.T. 0.009 min

Lab File: 1M68826.D

Acq: 27 May 2011 10:55

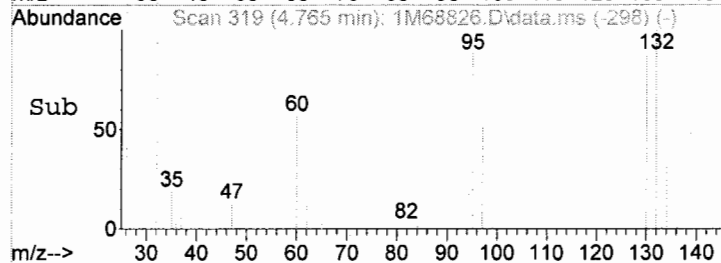
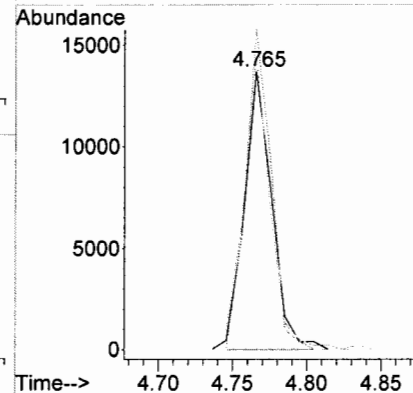
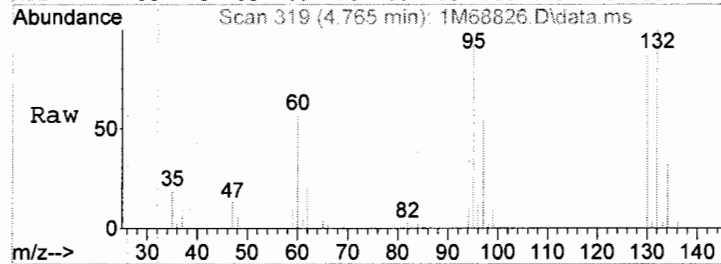
Tgt Ion: 130 Resp: 17684

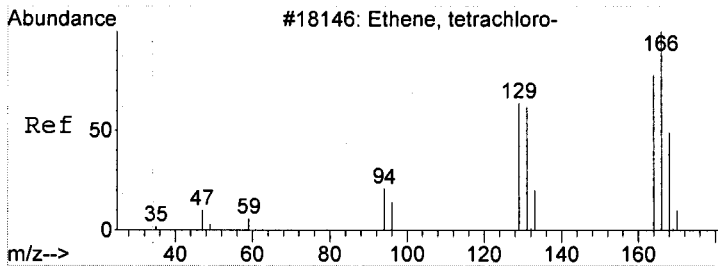
Ion Ratio Lower Upper

130 100

132 114.9 49.5 129.5

95 106.1 57.8 137.8





#65

Tetrachloroethene

Concen: 107.92 ug/l

RT: 5.877 min Scan# 432

Delta R.T. 0.009 min

Lab File: 1M68826.D

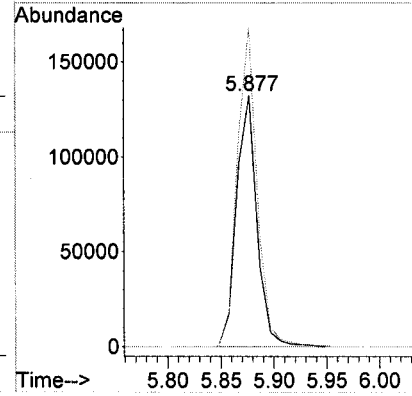
Acq: 27 May 2011 10:55

Tgt Ion:164 Resp: 178464

Ion Ratio Lower Upper

164 100

166 127.1 61.8 201.8



Form1

ORGANICS VOLATILE REPORT

Sample Number: AC59221-005

Client Id: MW-08 11-12

Data File: 1M68802.D

Analysis Date: 05/27/11 00:05

Date Rec/Extracted: 05/20/11-NA

Column: DB-624 25M 0.200mm ID 1.12um film

Method: EPA 8260B

Matrix: Soil

Initial Vol: 4.92g

Final Vol: NA

Dilution: 1.02

Solids: 64

Units: mg/Kg

Cas #	Compound	RL	Conc	Cas #	Compound	RL	Conc
71-55-6	1,1,1-Trichloroethane	0.0032	U	75-00-3	Chloroethane	0.0032	U
79-34-5	1,1,2,2-Tetrachloroethane	0.0079	U	67-66-3	Chloroform	0.0032	U
76-13-1	1,1,2-Trichloro-1,2,2-trifluor	0.0032	U	74-87-3	Chloromethane	0.0032	U
79-00-5	1,1,2-Trichloroethane	0.0032	U	156-59-2	cis-1,2-Dichloroethene	0.0032	0.043
75-34-3	1,1-Dichloroethane	0.0032	U	10061-01-5	cis-1,3-Dichloropropene	0.0079	U
75-35-4	1,1-Dichloroethene	0.0032	U	110-82-7	Cyclohexane	0.0032	U
120-82-1	1,2,4-Trichlorobenzene	0.0032	U	124-48-1	Dibromochloromethane	0.0079	U
96-12-8	1,2-Dibromo-3-Chloropropa	0.0032	U	75-71-8	Dichlorodifluoromethane	0.0032	U
106-93-4	1,2-Dibromoethane	0.0032	U	100-41-4	Ethylbenzene	0.0016	U
95-50-1	1,2-Dichlorobenzene	0.0032	U	98-82-8	Isopropylbenzene	0.0016	U
107-06-2	1,2-Dichloroethane	0.0032	U	136777612	m&p-Xylenes	0.0016	U
78-87-5	1,2-Dichloropropane	0.0032	U	79-20-9	Methyl Acetate	0.0032	U
541-73-1	1,3-Dichlorobenzene	0.0032	U	108-87-2	Methylcyclohexane	0.0032	U
106-46-7	1,4-Dichlorobenzene	0.0032	U	75-09-2	Methylene Chloride	0.0032	U
78-93-3	2-Butanone	0.0079	0.048	1634-04-4	Methyl-t-butyl ether	0.00079	U
591-78-6	2-Hexanone	0.0032	U	95-47-6	o-Xylene	0.0016	U
108-10-1	4-Methyl-2-Pentanone	0.0032	U	100-42-5	Styrene	0.0032	U
67-64-1	Acetone	0.040	0.21	127-18-4	Tetrachloroethene	0.0032	U
71-43-2	Benzene	0.0016	U	108-88-3	Toluene	0.0016	U
75-27-4	Bromodichloromethane	0.0032	U	156-60-5	trans-1,2-Dichloroethene	0.0032	U
75-25-2	Bromoform	0.0032	U	10061-02-6	trans-1,3-Dichloropropene	0.0079	U
74-83-9	Bromomethane	0.0032	U	79-01-6	Trichloroethene	0.0032	0.010
75-15-0	Carbon Disulfide	0.0032	U	75-69-4	Trichlorofluoromethane	0.0032	U
56-23-5	Carbon Tetrachloride	0.0032	U	75-01-4	Vinyl Chloride	0.0032	U
108-90-7	Chlorobenzene	0.0032	U	1330-20-7	Xylenes (Total)	0.0016	U

Worksheet #: 192369

Total Target Concentration 0.31

ColumnID: (^) Indicates results from 2nd column

*U - Indicates the compound was analyzed but not detected.**B - Indicates the analyte was found in the blank as well as in the sample.**E - Indicates the analyte concentration exceeds the calibration range of the instrument.**R - Retention Time Out**J - Indicates an estimated value when a compound is detected at less than the specified detection limit.**d - Pesticide %Diff>40% between columns due to coelution. Lower concentration uses*

SampleID : AC59221-005
Data File: 1M68802.D
Acq On : 05/27/11 00:05

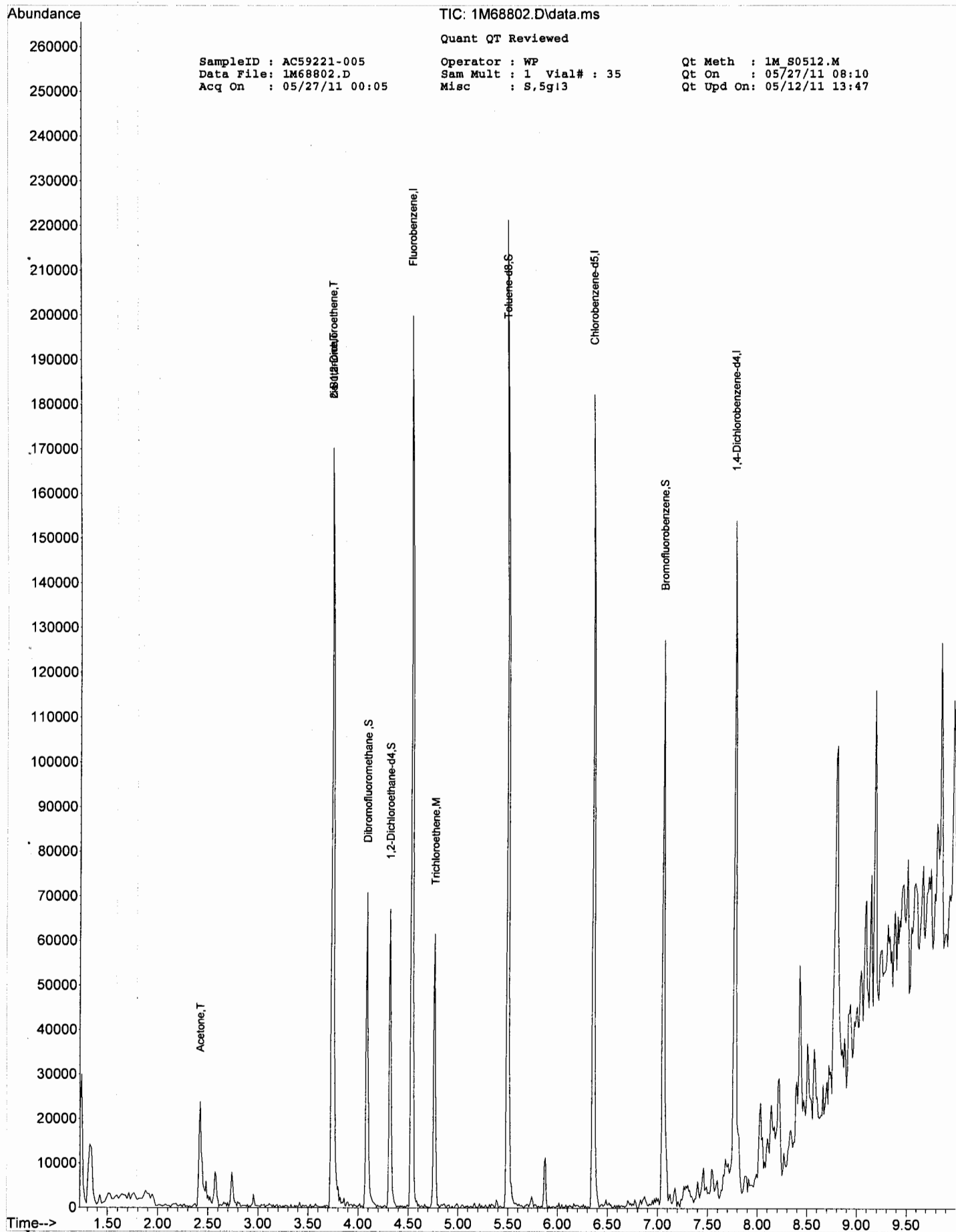
Operator : WP
Sam Mult : 1 Vial# : 35
Misc : S,5g!3

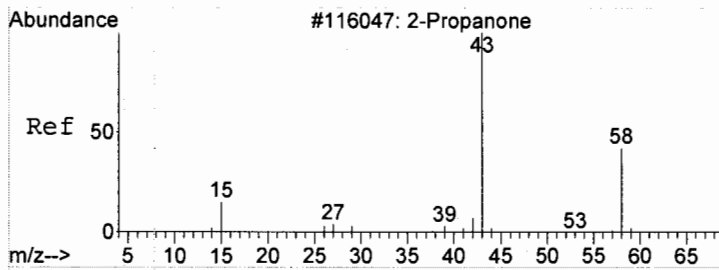
Qt Meth : 1M_S0512.M
Qt On : 05/27/11 08:10
Qt Upd On: 05/12/11 13:47

Data Path : G:\GcMsData\2011\GCMS_1\Data\05-2611\
Qt Path : G:\GcMsData\2011\GCMS_1\MethodQt\
Qt Resp Via : Initial Calibration

Compound	R.T.	QIon	Response	Conc	Units	Dev(Min)
Internal Standards						
4) Fluorobenzene	4.539	96	113674	30.00	ug/l	0.00
52) Chlorobenzene-d5	6.359	117	71197	30.00	ug/l	0.00
70) 1,4-Dichlorobenzene-d4	7.776	152	35532	30.00	ug/l	0.00
System Monitoring Compounds						
36) Dibromofluoromethane	4.087	111	31902	28.50	ug/l	0.00
Spiked Amount 30.000			Recovery =	95.00%		
38) 1,2-Dichloroethane-d4	4.313	67	16338	29.39	ug/l	0.00
Spiked Amount 30.000			Recovery =	97.97%		
66) Toluene-d8	5.494	98	97937	30.38	ug/l	0.00
Spiked Amount 30.000			Recovery =	101.27%		
76) Bromofluorobenzene	7.058	174	28608	28.69	ug/l	0.00
Spiked Amount 30.000			Recovery =	95.63%		
Target Compounds						
19) Acetone	2.424	43	32211	134.6099	ug/l	97
29) cis-1,2-Dichloroethene	3.742	61	76647	26.8177	ug/l	80
40) 2-Butanone	3.742	43	11088	30.5401	ug/l	84
49) Trichloroethene	4.766	130	12795	6.4500	ug/l	91

(#) = qualifier out of range (m) = manual integration (+) = signals summed





#19

Acetone

Concen: 134.61 ug/l

RT: 2.424 min Scan# 82

Delta R.T. 0.010 min

Lab File: 1M68802.D

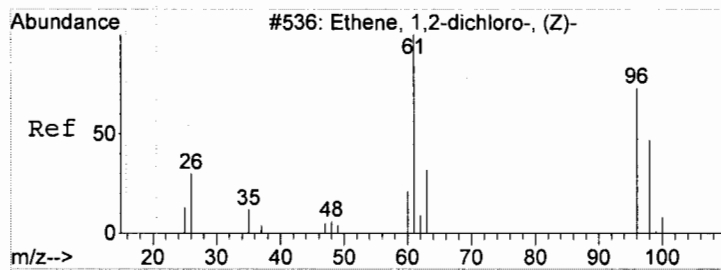
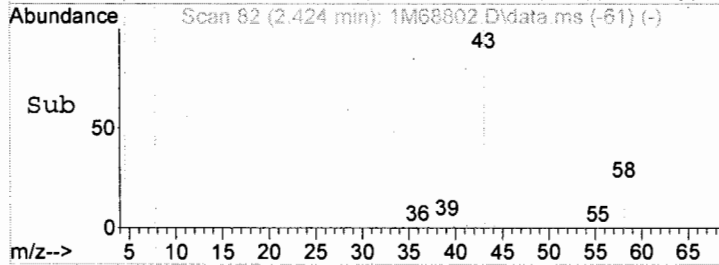
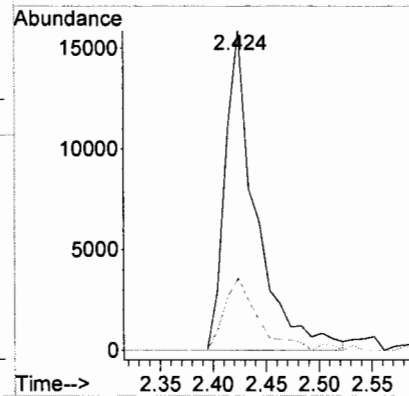
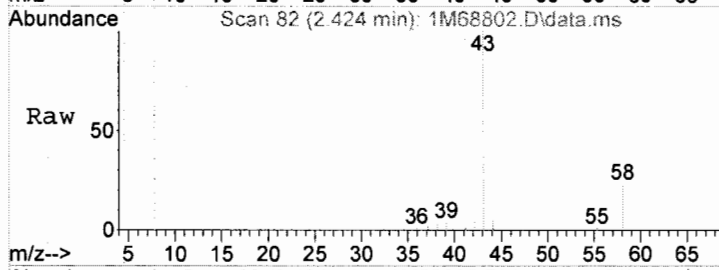
Acq: 27 May 2011 00:05

Tgt Ion: 43 Resp: 32211

Ion Ratio Lower Upper

43 100

58 22.5 0.0 61.3



#29

cis-1,2-Dichloroethene

Concen: 26.82 ug/l

RT: 3.742 min Scan# 216

Delta R.T. 0.009 min

Lab File: 1M68802.D

Acq: 27 May 2011 00:05

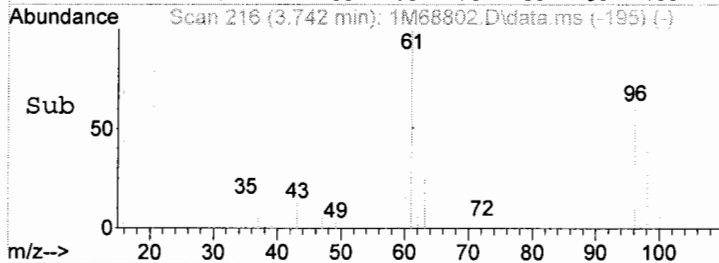
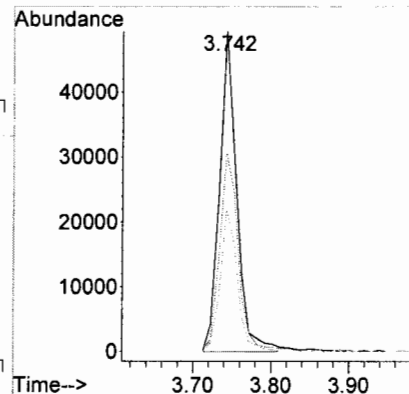
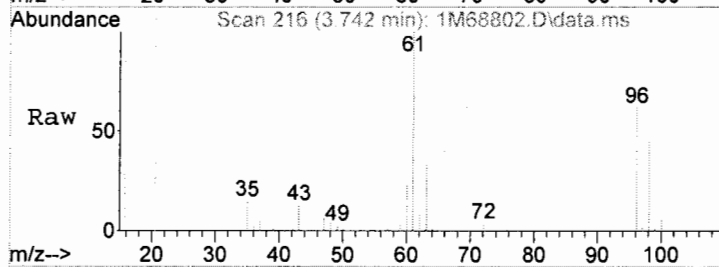
Tgt Ion: 61 Resp: 76647

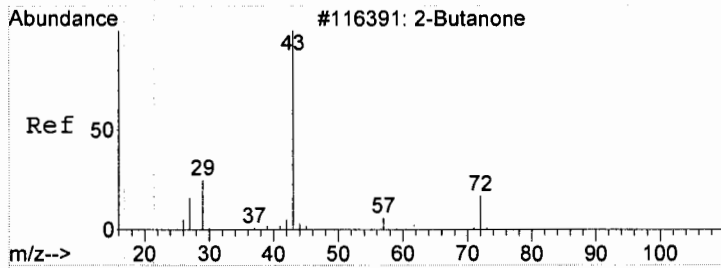
Ion Ratio Lower Upper

61 100

96 62.3 8.8 88.8

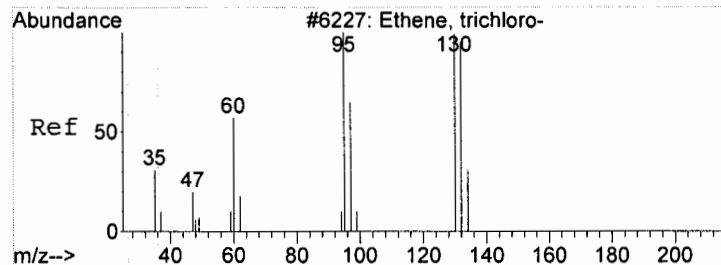
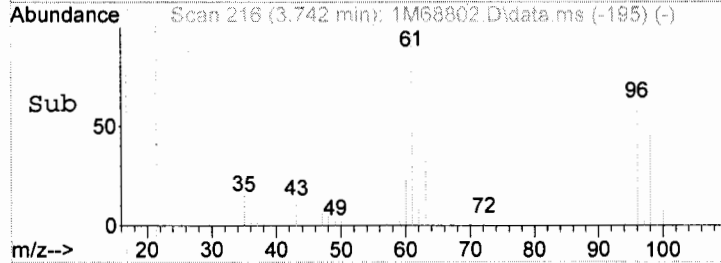
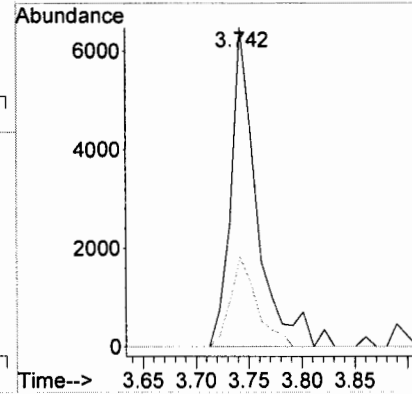
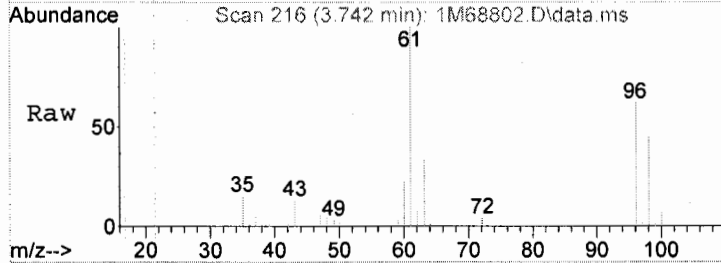
98 44.6 0.0 72.8





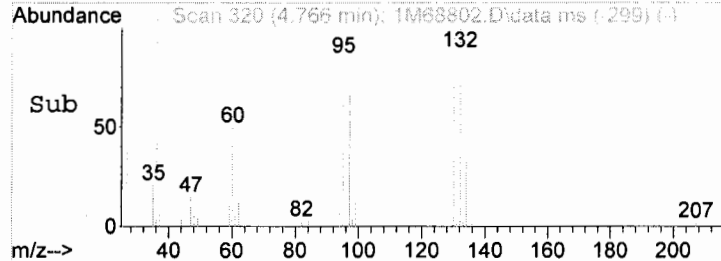
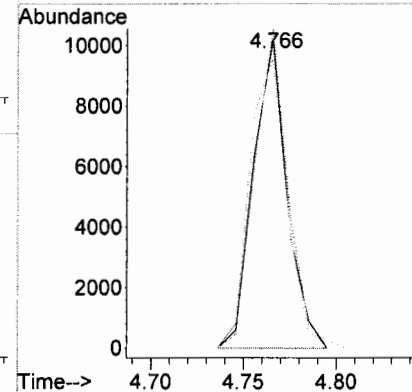
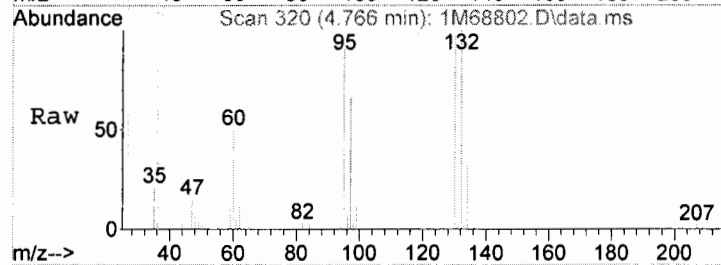
#40
2-Butanone
Concen: 30.54 ug/l
RT: 3.742 min Scan# 216
Delta R.T. 0.009 min
Lab File: 1M68802.D
Acq: 27 May 2011 00:05

Tgt Ion: 43 Resp: 11088
Ion Ratio Lower Upper
43 100
72 28.1 0.0 60.6



#49
Trichloroethene
Concen: 6.45 ug/l
RT: 4.766 min Scan# 320
Delta R.T. 0.009 min
Lab File: 1M68802.D
Acq: 27 May 2011 00:05

Tgt Ion: 130 Resp: 12795
Ion Ratio Lower Upper
130 100
132 103.5 49.5 129.5
95 93.7 57.8 137.8



Form1

ORGANICS VOLATILE REPORT

Sample Number: AC59221-006

Client Id: MW-09 5-6

Data File: 1M68781.D

Analysis Date: 05/26/11 18:17

Date Rec/Extracted: 05/20/11-NA

Column: DB-624 25M 0.200mm ID 1.12um film

Method: EPA 8260B

Matrix: Soil

Initial Vol: 5.02g

Final Vol: NA

Dilution: 0.996

Solids: 81

Units: mg/Kg

Cas #	Compound	RL	Conc	Cas #	Compound	RL	Conc
71-55-6	1,1,1-Trichloroethane	0.0025	U	75-00-3	Chloroethane	0.0025	U
79-34-5	1,1,2,2-Tetrachloroethane	0.0061	U	67-66-3	Chloroform	0.0025	U
76-13-1	1,1,2-Trichloro-1,2,2-trifluor	0.0025	U	74-87-3	Chloromethane	0.0025	U
79-00-5	1,1,2-Trichloroethane	0.0025	U	156-59-2	cis-1,2-Dichloroethene	0.0025	U
75-34-3	1,1-Dichloroethane	0.0025	U	10061-01-5	cis-1,3-Dichloropropene	0.0061	U
75-35-4	1,1-Dichloroethene	0.0025	U	110-82-7	Cyclohexane	0.0025	U
120-82-1	1,2,4-Trichlorobenzene	0.0025	U	124-48-1	Dibromochloromethane	0.0061	U
96-12-8	1,2-Dibromo-3-Chloropropa	0.0025	U	75-71-8	Dichlorodifluoromethane	0.0025	U
106-93-4	1,2-Dibromoethane	0.0025	U	100-41-4	Ethylbenzene	0.0012	U
95-50-1	1,2-Dichlorobenzene	0.0025	U	98-82-8	Isopropylbenzene	0.0012	U
107-06-2	1,2-Dichloroethane	0.0025	U	136777612	m&p-Xylenes	0.0012	U
78-87-5	1,2-Dichloropropane	0.0025	U	79-20-9	Methyl Acetate	0.0025	U
541-73-1	1,3-Dichlorobenzene	0.0025	U	108-87-2	Methylcyclohexane	0.0025	U
106-46-7	1,4-Dichlorobenzene	0.0025	U	75-09-2	Methylene Chloride	0.0025	U
78-93-3	2-Butanone	0.0061	U	1634-04-4	Methyl-t-butyl ether	0.00061	U
591-78-6	2-Hexanone	0.0025	U	95-47-6	o-Xylene	0.0012	U
108-10-1	4-Methyl-2-Pentanone	0.0025	U	100-42-5	Styrene	0.0025	U
67-64-1	Acetone	0.031	U	127-18-4	Tetrachloroethene	0.0025	U
71-43-2	Benzene	0.0012	U	108-88-3	Toluene	0.0012	U
75-27-4	Bromodichloromethane	0.0025	U	156-60-5	trans-1,2-Dichloroethene	0.0025	U
75-25-2	Bromoform	0.0025	U	10061-02-6	trans-1,3-Dichloropropene	0.0061	U
74-83-9	Bromomethane	0.0025	U	79-01-6	Trichloroethene	0.0025	U
75-15-0	Carbon Disulfide	0.0025	U	75-69-4	Trichlorofluoromethane	0.0025	U
56-23-5	Carbon Tetrachloride	0.0025	U	75-01-4	Vinyl Chloride	0.0025	U
108-90-7	Chlorobenzene	0.0025	U	1330-20-7	Xylenes (Total)	0.0012	U

Worksheet #: 192369

Total Target Concentration 0

ColumnID: (^) Indicates results from 2nd column

U - Indicates the compound was analyzed but not detected.

B - Indicates the analyte was found in the blank as well as in the sample.

E - Indicates the analyte concentration exceeds the calibration range of the instrument.

R - Retention Time Out

J - Indicates an estimated value when a compound is detected at less than the specified detection limit.

d - Pesticide %Diff>40% between columns due to coelution. Lower concentration use a

SampleID : AC59221-006 Operator : WP Qt Meth : 1M_S0512.M
 Data File: 1M68781.D Sam Mult : 1 Vial# : 13 Qt On : 06/06/11 10:31
 Acq On : 05/26/11 18:17 Misc : S,5g!3 Qt Upd On: 05/12/11 13:47


Data Path : G:\GcMsData\2011\GCMS_1\Data\05-2611\
 Qt Path : G:\GcMsData\2011\GCMS_1\MethodQt\
 Qt Resp Via : Initial Calibration

Compound	R.T.	QIon	Response	Conc	Units	Dev(Min)

Internal Standards						
4) Fluorobenzene	4.539	96	108126	30.00	ug/l	0.00
52) Chlorobenzene-d5	6.359	117	83202	30.00	ug/l	0.00
70) 1,4-Dichlorobenzene-d4	7.776	152	42555	30.00	ug/l	0.00
System Monitoring Compounds						
36) Dibromofluoromethane	4.086	111	32839	30.84	ug/l	0.00
Spiked Amount 30.000			Recovery	=	102.80%	
38) 1,2-Dichloroethane-d4	4.313	67	16698	31.57	ug/l	0.00
Spiked Amount 30.000			Recovery	=	105.23%	
66) Toluene-d8	5.503	98	105682	28.05	ug/l	0.00
Spiked Amount 30.000			Recovery	=	93.50%	
76) Bromofluorobenzene	7.057	174	40217	33.68	ug/l	0.00
Spiked Amount 30.000			Recovery	=	112.27%	
Target Compounds						Qvalue

(#) = qualifier out of range (m) = manual integration (+) = signals summed

ke



Form1

ORGANICS VOLATILE REPORT

Sample Number: AC59221-007

Client Id: MW-09 6-7

Data File: 1M68782.D

Analysis Date: 05/26/11 18:34

Date Rec/Extracted: 05/20/11-NA

Column: DB-624 25M 0.200mm ID 1.12um film

Method: EPA 8260B

Matrix: Soil

Initial Vol: 5.1g

Final Vol: NA

Dilution: 0.980

Solids: 83

Units: mg/Kg

Cas #	Compound	RL	Conc	Cas #	Compound	RL	Conc
71-55-6	1,1,1-Trichloroethane	0.0024	U	75-00-3	Chloroethane	0.0024	U
79-34-5	1,1,2,2-Tetrachloroethane	0.0059	U	67-66-3	Chloroform	0.0024	U
76-13-1	1,1,2-Trichloro-1,2,2-trifluor	0.0024	U	74-87-3	Chloromethane	0.0024	U
79-00-5	1,1,2-Trichloroethane	0.0024	U	156-59-2	cis-1,2-Dichloroethene	0.0024	U
75-34-3	1,1-Dichloroethane	0.0024	U	10061-01-5	cis-1,3-Dichloropropene	0.0059	U
75-35-4	1,1-Dichloroethene	0.0024	U	110-82-7	Cyclohexane	0.0024	U
120-82-1	1,2,4-Trichlorobenzene	0.0024	U	124-48-1	Dibromochloromethane	0.0059	U
96-12-8	1,2-Dibromo-3-Chloropropa	0.0024	U	75-71-8	Dichlorodifluoromethane	0.0024	U
106-93-4	1,2-Dibromoethane	0.0024	U	100-41-4	Ethylbenzene	0.0012	U
95-50-1	1,2-Dichlorobenzene	0.0024	U	98-82-8	Isopropylbenzene	0.0012	U
107-06-2	1,2-Dichloroethane	0.0024	U	136777612	m&p-Xylenes	0.0012	U
78-87-5	1,2-Dichloropropane	0.0024	U	79-20-9	Methyl Acetate	0.0024	U
541-73-1	1,3-Dichlorobenzene	0.0024	U	108-87-2	Methylcyclohexane	0.0024	U
106-46-7	1,4-Dichlorobenzene	0.0024	U	75-09-2	Methylene Chloride	0.0024	U
78-93-3	2-Butanone	0.0059	U	1634-04-4	Methyl-t-butyl ether	0.00059	U
591-78-6	2-Hexanone	0.0024	U	95-47-6	o-Xylene	0.0012	U
108-10-1	4-Methyl-2-Pentanone	0.0024	U	100-42-5	Styrene	0.0024	U
67-64-1	Acetone	0.030	U	127-18-4	Tetrachloroethene	0.0024	U
71-43-2	Benzene	0.0012	U	108-88-3	Toluene	0.0012	U
75-27-4	Bromodichloromethane	0.0024	U	156-60-5	trans-1,2-Dichloroethene	0.0024	U
75-25-2	Bromoform	0.0024	U	10061-02-6	trans-1,3-Dichloropropene	0.0059	U
74-83-9	Bromomethane	0.0024	U	79-01-6	Trichloroethene	0.0024	U
75-15-0	Carbon Disulfide	0.0024	U	75-69-4	Trichlorofluoromethane	0.0024	U
56-23-5	Carbon Tetrachloride	0.0024	U	75-01-4	Vinyl Chloride	0.0024	U
108-90-7	Chlorobenzene	0.0024	U	1330-20-7	Xylenes (Total)	0.0012	U

Worksheet #: 192369

Total Target Concentration 0

ColumnID: (^) Indicates results from 2nd column

*U - Indicates the compound was analyzed but not detected.**B - Indicates the analyte was found in the blank as well as in the sample.**E - Indicates the analyte concentration exceeds the calibration range of the instrument.**R - Retention Time Out**J - Indicates an estimated value when a compound is detected at less than the specified detection limit.**d - Pesticide %Diff>40% between columns due to coelution. Lower concentration used*

SampleID : AC59221-007
Data File: 1M68782.D
Acq On : 05/26/11 18:34

Operator : WP
Sam Mult : 1 Vial# : 14
Misc : S,5g13


Qt Meth : 1M_S0512.M
Qt On : 05/27/11 08:09
Qt Upd On: 05/12/11 13:47

Data Path : G:\GcMsData\2011\GCMS_1\Data\05-2611\
Qt Path : G:\GcMsData\2011\GCMS_1\MethodQt\
Qt Resp Via : Initial Calibration

Compound	R.T.	QIon	Response	Conc	Units	Dev(Min)
Internal Standards						
4) Fluorobenzene	4.539	96	108198	30.00	ug/l	0.00
52) Chlorobenzene-d5	6.359	117	82091	30.00	ug/l	0.00
70) 1,4-Dichlorobenzene-d4	7.776	152	51963	30.00	ug/l	0.00
System Monitoring Compounds						
36) Dibromofluoromethane	4.087	111	32651	30.64	ug/l	0.00
Spiked Amount 30.000			Recovery	=	102.13%	
38) 1,2-Dichloroethane-d4	4.313	67	17709	33.46	ug/l	0.00
Spiked Amount 30.000			Recovery	=	111.53%	
66) Toluene-d8	5.503	98	112692	30.31	ug/l	0.00
Spiked Amount 30.000			Recovery	=	101.03%	
76) Bromofluorobenzene	7.058	174	39231	26.90	ug/l	0.00
Spiked Amount 30.000			Recovery	=	89.67%	
Target Compounds						Qvalue

(#) = qualifier out of range (m) = manual integration (+) = signals summed

16



Form1

ORGANICS VOLATILE REPORT

Sample Number: AC59221-008

Client Id: MW-10 7-8

Data File: 1M68783.D

Analysis Date: 05/26/11 18:50

Date Rec/Extracted: 05/20/11-NA

Column: DB-624 25M 0.200mm ID 1.12um film

Method: EPA 8260B

Matrix: Soil

Initial Vol: 5.05g

Final Vol: NA

Dilution: 0.990

Solids: 75

Units: mg/Kg

Cas #	Compound	RL	Conc	Cas #	Compound	RL	Conc
71-55-6	1,1,1-Trichloroethane	0.0026	U	75-00-3	Chloroethane	0.0026	U
79-34-5	1,1,2,2-Tetrachloroethane	0.0066	U	67-66-3	Chloroform	0.0026	U
76-13-1	1,1,2-Trichloro-1,2,2-trifluor	0.0026	U	74-87-3	Chloromethane	0.0026	U
79-00-5	1,1,2-Trichloroethane	0.0026	U	156-59-2	cis-1,2-Dichloroethene	0.0026	U
75-34-3	1,1-Dichloroethane	0.0026	U	10061-01-5	cis-1,3-Dichloropropene	0.0066	U
75-35-4	1,1-Dichloroethene	0.0026	U	110-82-7	Cyclohexane	0.0026	U
120-82-1	1,2,4-Trichlorobenzene	0.0026	U	124-48-1	Dibromochloromethane	0.0066	U
96-12-8	1,2-Dibromo-3-Chloropropa	0.0026	U	75-71-8	Dichlorodifluoromethane	0.0026	U
106-93-4	1,2-Dibromoethane	0.0026	U	100-41-4	Ethylbenzene	0.0013	U
95-50-1	1,2-Dichlorobenzene	0.0026	U	98-82-8	Isopropylbenzene	0.0013	U
107-06-2	1,2-Dichloroethane	0.0026	U	136777612	m&p-Xylenes	0.0013	U
78-87-5	1,2-Dichloropropane	0.0026	U	79-20-9	Methyl Acetate	0.0026	U
541-73-1	1,3-Dichlorobenzene	0.0026	U	108-87-2	Methylcyclohexane	0.0026	U
106-46-7	1,4-Dichlorobenzene	0.0026	U	75-09-2	Methylene Chloride	0.0026	U
78-93-3	2-Butanone	0.0066	U	1634-04-4	Methyl-t-butyl ether	0.00066	U
591-78-6	2-Hexanone	0.0026	U	95-47-6	o-Xylene	0.0013	U
108-10-1	4-Methyl-2-Pentanone	0.0026	U	100-42-5	Styrene	0.0026	U
67-64-1	Acetone	0.033	U	127-18-4	Tetrachloroethene	0.0026	U
71-43-2	Benzene	0.0013	U	108-88-3	Toluene	0.0013	U
75-27-4	Bromodichloromethane	0.0026	U	156-60-5	trans-1,2-Dichloroethene	0.0026	U
75-25-2	Bromoform	0.0026	U	10061-02-6	trans-1,3-Dichloropropene	0.0066	U
74-83-9	Bromomethane	0.0026	U	79-01-6	Trichloroethene	0.0026	U
75-15-0	Carbon Disulfide	0.0026	U	75-69-4	Trichlorofluoromethane	0.0026	U
56-23-5	Carbon Tetrachloride	0.0026	U	75-01-4	Vinyl Chloride	0.0026	U
108-90-7	Chlorobenzene	0.0026	U	1330-20-7	Xylenes (Total)	0.0013	U

Worksheet #: 192369

Total Target Concentration 0

ColumnID: (^) Indicates results from 2nd column

*U - Indicates the compound was analyzed but not detected.**B - Indicates the analyte was found in the blank as well as in the sample.**E - Indicates the analyte concentration exceeds the calibration range of the instrument.**R - Retention Time Out**J - Indicates an estimated value when a compound is detected at less than the specified detection limit.**d - Pesticide %Diff>40% between columns due to coelution. Lower concentration use a*

SampleID : AC59221-008
Data File: 1M68783.D
Acq On : 05/26/11 18:50

Operator : WP
Sam Mult : 1 Vial# : 15
Misc : S,5g!3


Qt Meth : 1M_S0512.M
Qt On : 05/27/11 08:09
Qt Upd On: 05/12/11 13:47

Data Path : G:\GcMsData\2011\GCMS_1\Data\05-2611\
Qt Path : G:\GcMsData\2011\GCMS_1\MethodQt\
Qt Resp Via : Initial Calibration

Compound	R.T.	QIon	Response	Conc	Units	Dev(Min)
Internal Standards						
4) Fluorobenzene	4.541	96	103925	30.00	ug/l	0.01
52) Chlorobenzene-d5	6.361	117	79308	30.00	ug/l	0.00
70) 1,4-Dichlorobenzene-d4	7.778	152	38062	30.00	ug/l	0.01
System Monitoring Compounds						
36) Dibromofluoromethane	4.088	111	33176	32.42	ug/l	0.01
Spiked Amount 30.000			Recovery	=	108.07%	
38) 1,2-Dichloroethane-d4	4.315	67	16660	32.78	ug/l	0.00
Spiked Amount 30.000			Recovery	=	109.27%	
66) Toluene-d8	5.495	98	100975	28.11	ug/l	0.00
Spiked Amount 30.000			Recovery	=	93.70%	
76) Bromofluorobenzene	7.059	174	32058	30.02	ug/l	0.00
Spiked Amount 30.000			Recovery	=	100.07%	
Target Compounds						Qvalue

(#) = qualifier out of range (m) = manual integration (+) = signals summed

llc



Form1

ORGANICS VOLATILE REPORT

Sample Number: AC59221-009

Client Id: MW-11 5-6

Data File: 1M68784.D

Analysis Date: 05/26/11 19:07

Date Rec/Extracted: 05/20/11-NA

Column: DB-624 25M 0.200mm ID 1.12um film

Method: EPA 8260B

Matrix: Soil

Initial Vol: 5.08g

Final Vol: NA

Dilution: 0.984

Solids: 90

Units: mg/Kg

Cas #	Compound	RL	Conc	Cas #	Compound	RL	Conc
71-55-6	1,1,1-Trichloroethane	0.0022	U	75-00-3	Chloroethane	0.0022	U
79-34-5	1,1,2,2-Tetrachloroethane	0.0055	U	67-66-3	Chloroform	0.0022	U
76-13-1	1,1,2-Trichloro-1,2,2-trifluor	0.0022	U	74-87-3	Chloromethane	0.0022	U
79-00-5	1,1,2-Trichloroethane	0.0022	U	156-59-2	cis-1,2-Dichloroethene	0.0022	U
75-34-3	1,1-Dichloroethane	0.0022	U	10061-01-5	cis-1,3-Dichloropropene	0.0055	U
75-35-4	1,1-Dichloroethene	0.0022	U	110-82-7	Cyclohexane	0.0022	U
120-82-1	1,2,4-Trichlorobenzene	0.0022	U	124-48-1	Dibromochloromethane	0.0055	U
96-12-8	1,2-Dibromo-3-Chloropropa	0.0022	U	75-71-8	Dichlorodifluoromethane	0.0022	U
106-93-4	1,2-Dibromoethane	0.0022	U	100-41-4	Ethylbenzene	0.0011	U
95-50-1	1,2-Dichlorobenzene	0.0022	U	98-82-8	Isopropylbenzene	0.0011	U
107-06-2	1,2-Dichloroethane	0.0022	U	136777612	m&p-Xylenes	0.0011	U
78-87-5	1,2-Dichloropropane	0.0022	U	79-20-9	Methyl Acetate	0.0022	U
541-73-1	1,3-Dichlorobenzene	0.0022	U	108-87-2	Methylcyclohexane	0.0022	U
106-46-7	1,4-Dichlorobenzene	0.0022	U	75-09-2	Methylene Chloride	0.0022	U
78-93-3	2-Butanone	0.0055	U	1634-04-4	Methyl-t-butyl ether	0.00055	U
591-78-6	2-Hexanone	0.0022	U	95-47-6	o-Xylene	0.0011	U
108-10-1	4-Methyl-2-Pentanone	0.0022	U	100-42-5	Styrene	0.0022	U
67-64-1	Acetone	0.027	U	127-18-4	Tetrachloroethene	0.0022	0.0047
71-43-2	Benzene	0.0011	U	108-88-3	Toluene	0.0011	U
75-27-4	Bromodichloromethane	0.0022	U	156-60-5	trans-1,2-Dichloroethene	0.0022	U
75-25-2	Bromoform	0.0022	U	10061-02-6	trans-1,3-Dichloropropene	0.0055	U
74-83-9	Bromomethane	0.0022	U	79-01-6	Trichloroethene	0.0022	U
75-15-0	Carbon Disulfide	0.0022	U	75-69-4	Trichlorofluoromethane	0.0022	U
56-23-5	Carbon Tetrachloride	0.0022	U	75-01-4	Vinyl Chloride	0.0022	U
108-90-7	Chlorobenzene	0.0022	U	1330-20-7	Xylenes (Total)	0.0011	U

Worksheet #: 192369

Total Target Concentration 0.0047

ColumnID: (^) Indicates results from 2nd column

U - Indicates the compound was analyzed but not detected.

B - Indicates the analyte was found in the blank as well as in the sample.

E - Indicates the analyte concentration exceeds the calibration range of the instrument.

R - Retention Time Out

J - Indicates an estimated value when a compound is detected at less than the specified detection limit.

d - Pesticide %Diff>40% between columns due to coelution. Lower concentration used

SampleID : AC59221-009
 Data File: 1M68784.D
 Acq On : 05/26/11 19:07

Operator : WP
 Sam Mult : 1 Vial# : 16
 Misc : S,5g!3


Qt Meth : 1M_S0512.M
 Qt On : 05/27/11 08:09
 Qt Upd On: 05/12/11 13:47

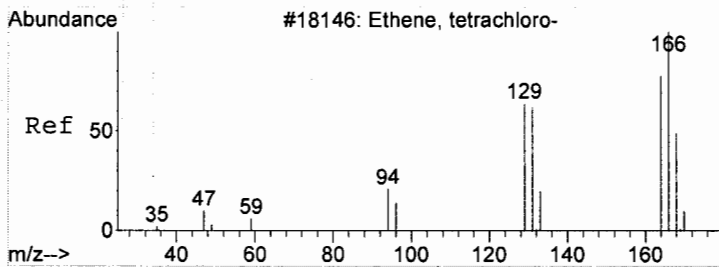
Data Path : G:\GcMsData\2011\GCMS_1\Data\05-2611\
 Qt Path : G:\GcMsData\2011\GCMS_1\MethodQt\
 Qt Resp Via : Initial Calibration

Compound	R.T.	QIon	Response	Conc	Units	Dev(Min)
Internal Standards						
4) Fluorobenzene	4.539	96	108106	30.00	ug/l	0.00
52) Chlorobenzene-d5	6.359	117	83562	30.00	ug/l	0.00
70) 1,4-Dichlorobenzene-d4	7.776	152	46651	30.00	ug/l	0.00
System Monitoring Compounds						
36) Dibromofluoromethane	4.087	111	32903	30.91	ug/l	0.00
Spiked Amount 30.000			Recovery	=	103.03%	
38) 1,2-Dichloroethane-d4	4.313	67	16661	31.51	ug/l	0.00
Spiked Amount 30.000			Recovery	=	105.03%	
66) Toluene-d8	5.494	98	106333	28.10	ug/l	0.00
Spiked Amount 30.000			Recovery	=	93.67%	
76) Bromofluorobenzene	7.058	174	36299	27.73	ug/l	0.00
Spiked Amount 30.000			Recovery	=	92.43%	
Target Compounds						
65) Tetrachloroethene	5.877	164	6814	4.2961	ug/l	Qvalue 91

(#) = qualifier out of range (m) = manual integration (+) = signals summed

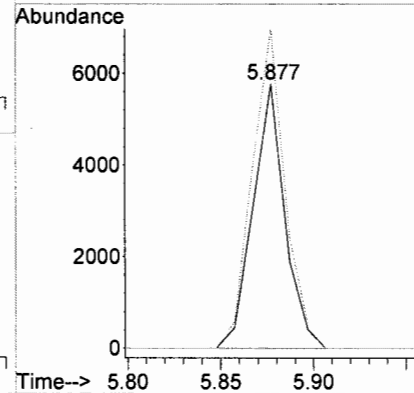
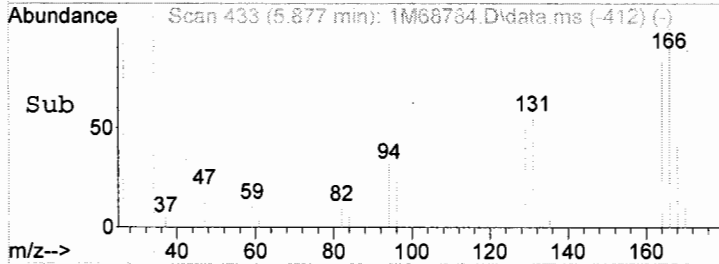
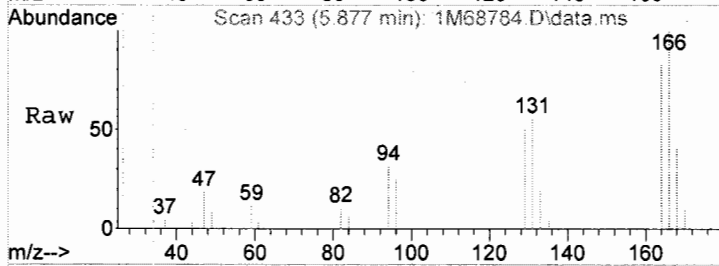
h





#65
Tetrachloroethene
Concen: 4.30 ug/l
RT: 5.877 min Scan# 433
Delta R.T. 0.009 min
Lab File: 1M68784.D
Acq: 26 May 2011 19:07

Tgt Ion:164 Resp: 6814
Ion Ratio Lower Upper
164 100
166 121.0 61.8 201.8



Form1

ORGANICS VOLATILE REPORT

Sample Number: AC59221-010

Client Id: MW-11 13-14

Data File: 1M68785.D

Analysis Date: 05/26/11 19:23

Date Rec/Extracted: 05/20/11-NA

Column: DB-624 25M 0.200mm ID 1.12um film

Method: EPA 8260B

Matrix: Soil

Initial Vol: 5.04g

Final Vol: NA

Dilution: 0.992

Solids: 76

Units: mg/Kg

Cas #	Compound	RL	Conc	Cas #	Compound	RL	Conc
71-55-6	1,1,1-Trichloroethane	0.0026	U	75-00-3	Chloroethane	0.0026	U
79-34-5	1,1,2,2-Tetrachloroethane	0.0065	U	67-66-3	Chloroform	0.0026	U
76-13-1	1,1,2-Trichloro-1,2,2-trifluor	0.0026	U	74-87-3	Chloromethane	0.0026	U
79-00-5	1,1,2-Trichloroethane	0.0026	U	156-59-2	cis-1,2-Dichloroethene	0.0026	U
75-34-3	1,1-Dichloroethane	0.0026	U	10061-01-5	cis-1,3-Dichloropropene	0.0065	U
75-35-4	1,1-Dichloroethene	0.0026	U	110-82-7	Cyclohexane	0.0026	U
120-82-1	1,2,4-Trichlorobenzene	0.0026	U	124-48-1	Dibromochloromethane	0.0065	U
96-12-8	1,2-Dibromo-3-Chloropropa	0.0026	U	75-71-8	Dichlorodifluoromethane	0.0026	U
106-93-4	1,2-Dibromoethane	0.0026	U	100-41-4	Ethylbenzene	0.0013	U
95-50-1	1,2-Dichlorobenzene	0.0026	U	98-82-8	Isopropylbenzene	0.0013	U
107-06-2	1,2-Dichloroethane	0.0026	U	136777612	m&p-Xylenes	0.0013	U
78-87-5	1,2-Dichloropropane	0.0026	U	79-20-9	Methyl Acetate	0.0026	U
541-73-1	1,3-Dichlorobenzene	0.0026	U	108-87-2	Methylcyclohexane	0.0026	U
106-46-7	1,4-Dichlorobenzene	0.0026	U	75-09-2	Methylene Chloride	0.0026	U
78-93-3	2-Butanone	0.0065	U	1634-04-4	Methyl-t-butyl ether	0.00065	U
591-78-6	2-Hexanone	0.0026	U	95-47-6	o-Xylene	0.0013	U
108-10-1	4-Methyl-2-Pentanone	0.0026	U	100-42-5	Styrene	0.0026	U
67-64-1	Acetone	0.033	U	127-18-4	Tetrachloroethene	0.0026	U
71-43-2	Benzene	0.0013	U	108-88-3	Toluene	0.0013	U
75-27-4	Bromodichloromethane	0.0026	U	156-60-5	trans-1,2-Dichloroethene	0.0026	U
75-25-2	Bromoform	0.0026	U	10061-02-6	trans-1,3-Dichloropropene	0.0065	U
74-83-9	Bromomethane	0.0026	U	79-01-6	Trichloroethene	0.0026	U
75-15-0	Carbon Disulfide	0.0026	U	75-69-4	Trichlorofluoromethane	0.0026	U
56-23-5	Carbon Tetrachloride	0.0026	U	75-01-4	Vinyl Chloride	0.0026	U
108-90-7	Chlorobenzene	0.0026	U	1330-20-7	Xylenes (Total)	0.0013	U

Worksheet #: 192369

Total Target Concentration 0

ColumnID: (^) Indicates results from 2nd column

*U - Indicates the compound was analyzed but not detected.**B - Indicates the analyte was found in the blank as well as in the sample.**E - Indicates the analyte concentration exceeds the calibration range of the instrument.**R - Retention Time Out**J - Indicates an estimated value when a compound is detected at less than the specified detection limit.**d - Pesticide %Diff>40% between columns due to coelution. Lower concentration use a*

SampleID : AC59221-010
 Data File: 1M68785.D
 Acq On : 05/26/11 19:23

Operator : WP
 Sam Mult : 1 Vial# : 17
 Misc : S,5g!3


Qt Meth : 1M_S0512.M
 Qt On : 05/27/11 08:09
 Qt Upd On: 05/12/11 13:47

Data Path : G:\GcMsData\2011\GCMS_1\Data\05-2611\
 Qt Path : G:\GcMsData\2011\GCMS_1\MethodQt\
 Qt Resp Via : Initial Calibration

Compound	R.T.	QIon	Response	Conc	Units	Dev(Min)
Internal Standards						
4) Fluorobenzene	4.539	96	73503	30.00	ug/l	0.00
52) Chlorobenzene-d5	6.359	117	32315	30.00	ug/l	0.00
70) 1,4-Dichlorobenzene-d4	7.775	152	9338	30.00	ug/l	0.00
System Monitoring Compounds						
36) Dibromofluoromethane	4.086	111	25812	35.66	ug/l	0.00
Spiked Amount 30.000			Recovery	=	118.87%	
38) 1,2-Dichloroethane-d4	4.313	67	11126	30.95	ug/l	0.00
Spiked Amount 30.000			Recovery	=	103.17%	
66) Toluene-d8	5.503	98	54982	37.57	ug/l	0.00
Spiked Amount 30.000			Recovery	=	125.23%	
76) Bromofluorobenzene	7.057	174	9410	35.91	ug/l	0.00
Spiked Amount 30.000			Recovery	=	119.70%	
Target Compounds						Qvalue

(#) = qualifier out of range (m) = manual integration (+) = signals summed

16



Form1

ORGANICS VOLATILE REPORT

Sample Number: AC59221-010

Client Id: MW-11 13-14

Data File: 1M68821.D

Analysis Date: 05/27/11 09:32

Date Rec/Extracted: 05/20/11-NA

Column: DB-624 25M 0.200mm ID 1.12um film

Method: EPA 8260B

Matrix: Soil

Initial Vol: 5.32g

Final Vol: NA

Dilution: 0.940

Solids: 76

Units: mg/Kg

Cas #	Compound	RL	Conc	Cas #	Compound	RL	Conc
71-55-6	1,1,1-Trichloroethane	0.0025	U	75-00-3	Chloroethane	0.0025	U
79-34-5	1,1,2,2-Tetrachloroethane	0.0062	U	67-66-3	Chloroform	0.0025	U
76-13-1	1,1,2-Trichloro-1,2,2-trifluor	0.0025	U	74-87-3	Chloromethane	0.0025	U
79-00-5	1,1,2-Trichloroethane	0.0025	U	156-59-2	cis-1,2-Dichloroethene	0.0025	U
75-34-3	1,1-Dichloroethane	0.0025	U	10061-01-5	cis-1,3-Dichloropropene	0.0062	U
75-35-4	1,1-Dichloroethene	0.0025	U	110-82-7	Cyclohexane	0.0025	U
120-82-1	1,2,4-Trichlorobenzene	0.0025	U	124-48-1	Dibromochloromethane	0.0062	U
96-12-8	1,2-Dibromo-3-Chloropropa	0.0025	U	75-71-8	Dichlorodifluoromethane	0.0025	U
106-93-4	1,2-Dibromoethane	0.0025	U	100-41-4	Ethylbenzene	0.0012	U
95-50-1	1,2-Dichlorobenzene	0.0025	U	98-82-8	Isopropylbenzene	0.0012	U
107-06-2	1,2-Dichloroethane	0.0025	U	136777612	m&p-Xylenes	0.0012	U
78-87-5	1,2-Dichloropropane	0.0025	U	79-20-9	Methyl Acetate	0.0025	U
541-73-1	1,3-Dichlorobenzene	0.0025	U	108-87-2	Methylcyclohexane	0.0025	U
106-46-7	1,4-Dichlorobenzene	0.0025	U	75-09-2	Methylene Chloride	0.0025	U
78-93-3	2-Butanone	0.0062	U	1634-04-4	Methyl-t-butyl ether	0.00062	U
591-78-6	2-Hexanone	0.0025	U	95-47-6	o-Xylene	0.0012	U
108-10-1	4-Methyl-2-Pentanone	0.0025	U	100-42-5	Styrene	0.0025	U
67-64-1	Acetone	0.031	U	127-18-4	Tetrachloroethene	0.0025	U
71-43-2	Benzene	0.0012	U	108-88-3	Toluene	0.0012	U
75-27-4	Bromodichloromethane	0.0025	U	156-60-5	trans-1,2-Dichloroethene	0.0025	U
75-25-2	Bromoform	0.0025	U	10061-02-6	trans-1,3-Dichloropropene	0.0062	U
74-83-9	Bromomethane	0.0025	U	79-01-6	Trichloroethene	0.0025	U
75-15-0	Carbon Disulfide	0.0025	U	75-69-4	Trichlorofluoromethane	0.0025	U
56-23-5	Carbon Tetrachloride	0.0025	U	75-01-4	Vinyl Chloride	0.0025	U
108-90-7	Chlorobenzene	0.0025	U	1330-20-7	Xylenes (Total)	0.0012	U

Worksheet #: 192366

Total Target Concentration 0

ColumnID: (^) Indicates results from 2nd column

U - Indicates the compound was analyzed but not detected.

B - Indicates the analyte was found in the blank as well as in the sample.

E - Indicates the analyte concentration exceeds the calibration range of the instrument.

R - Retention Time Out

J - Indicates an estimated value when a compound is detected at less than the specified detection limit.

d - Pesticide %Diff>40% between columns due to coelution. Lower concentration used

SampleID : AC59221-010
Data File: 1M68821.D
Acq On : 05/27/11 09:32

Operator : SG
Sam Mult : 1 Vial# : 9
Misc : S,5g!4


Qt Meth : 1M_S0512.M
Qt On : 05/27/11 10:54
Qt Upd On: 05/12/11 13:47

Data Path : G:\GcMsData\2011\GCMS_1\Data\05-27-11\
Qt Path : G:\GcMsData\2011\GCMS_1\MethodQt\
Qt Resp Via : Initial Calibration

Compound	R.T.	QIon	Response	Conc	Units	Dev(Min)
Internal Standards						
4) Fluorobenzene	4.541	96	105675	30.00	ug/l	0.01
52) Chlorobenzene-d5	6.361	117	56920	30.00	ug/l	0.00
70) 1,4-Dichlorobenzene-d4	7.777	152	10747	30.00	ug/l	0.01
System Monitoring Compounds						
36) Dibromofluoromethane	4.088	111	33677	32.36	ug/l	0.01
Spiked Amount	30.000		Recovery	=	107.87%	
38) 1,2-Dichloroethane-d4	4.314	67	16909	32.71	ug/l	0.00
Spiked Amount	30.000		Recovery	=	109.03%	
66) Toluene-d8	5.495	98	98114	38.06	ug/l	0.00
Spiked Amount	30.000		Recovery	=	126.87%	
76) Bromofluorobenzene	7.059	174	13898	46.08	ug/l	0.00
Spiked Amount	30.000		Recovery	=	153.60%	
Target Compounds						Qvalue

(#) = qualifier out of range (m) = manual integration (+) = signals summed

W



Form1

ORGANICS VOLATILE REPORT

Sample Number: AC59221-011(MS:AC59

Client Id: MW-11 13-14 MS

Data File: 1M68822.D

Analysis Date: 05/27/11 09:48

Date Rec/Extracted: 05/20/11-NA

Column: DB-624 25M 0.200mm ID 1.12um film

Method: EPA 8260B

Matrix: Soil

Initial Vol: 5.21g

Final Vol: NA

Dilution: 0.960

Solids: 86

Units: mg/Kg

Cas #	Compound	RL	Conc	Cas #	Compound	RL	Conc
71-55-6	1,1,1-Trichloroethane	0.0022	0.037	75-00-3	Chloroethane	0.0022	0.034
79-34-5	1,1,2,2-Tetrachloroethane	0.0056	0.039	67-66-3	Chloroform	0.0022	0.033
76-13-1	1,1,2-Trichloro-1,2,2-triflu	0.0022	0.041	74-87-3	Chloromethane	0.0022	0.028
79-00-5	1,1,2-Trichloroethane	0.0022	0.033	156-59-2	cis-1,2-Dichloroethene	0.0022	0.028
75-34-3	1,1-Dichloroethane	0.0022	0.031	10061-01-5	cis-1,3-Dichloropropene	0.0056	0.018
75-35-4	1,1-Dichloroethene	0.0022	0.027	110-82-7	Cyclohexane	0.0022	0.033
120-82-1	1,2,4-Trichlorobenzene	0.0022	0.0032	124-48-1	Dibromochloromethane	0.0056	0.028
96-12-8	1,2-Dibromo-3-Chloroprop	0.0022	0.019	75-71-8	Dichlorodifluoromethane	0.0022	0.022
106-93-4	1,2-Dibromoethane	0.0022	0.018	100-41-4	Ethylbenzene	0.0011	0.025
95-50-1	1,2-Dichlorobenzene	0.0022	0.010	98-82-8	Isopropylbenzene	0.0011	0.029
107-06-2	1,2-Dichloroethane	0.0022	0.028	136777612	m&p-Xylenes	0.0011	0.045
78-87-5	1,2-Dichloropropane	0.0022	0.030	79-20-9	Methyl Acetate	0.0022	0.032
541-73-1	1,3-Dichlorobenzene	0.0022	0.0084	108-87-2	Methylcyclohexane	0.0022	0.031
106-46-7	1,4-Dichlorobenzene	0.0022	0.0071	75-09-2	Methylene Chloride	0.0022	0.033
78-93-3	2-Butanone	0.0056	0.043	1634-04-4	Methyl-t-butyl ether	0.00056	0.035
591-78-6	2-Hexanone	0.0022	0.021	95-47-6	o-Xylene	0.0011	0.028
108-10-1	4-Methyl-2-Pentanone	0.0022	0.040	100-42-5	Styrene	0.0022	0.013
67-64-1	Acetone	0.028	0.21	127-18-4	Tetrachloroethene	0.0022	0.024
71-43-2	Benzene	0.0011	0.030	108-88-3	Toluene	0.0011	0.024
75-27-4	Bromodichloromethane	0.0022	0.025	156-60-5	trans-1,2-Dichloroethene	0.0022	0.024
75-25-2	Bromoform	0.0022	0.029	10061-02-6	trans-1,3-Dichloropropene	0.0056	0.011
74-83-9	Bromomethane	0.0022	0.035	79-01-6	Trichloroethene	0.0022	0.019
75-15-0	Carbon Disulfide	0.0022	0.022	75-69-4	Trichlorofluoromethane	0.0022	0.033
56-23-5	Carbon Tetrachloride	0.0022	0.037	75-01-4	Vinyl Chloride	0.0022	0.033
108-90-7	Chlorobenzene	0.0022	0.016	1330-20-7	Xylenes (Total)	0.0011	0.073

Worksheet #: 192369

Total Target Concentration 1.5

ColumnID: (^) Indicates results from 2nd column

U - Indicates the compound was analyzed but not detected.

B - Indicates the analyte was found in the blank as well as in the sample.

E - Indicates the analyte concentration exceeds the calibration range of the instrument.

R - Retention Time Out

J - Indicates an estimated value when a compound is detected at less than the specified detection limit.

d - Pesticide %Diff>40% between columns due to coelution. Lower concentration used

SampleID : AC59221-011(MS:AC59 Operator : SG Qt Meth : 1M_S0512.M
 Data File: 1M68822.D Sam Mult : 1 Vial# : 10 Qt On : 05/27/11 10:54
 Acq On : 05/27/11 09:48 Misc : S,5g/L Qt Upd On: 05/12/11 13:47

Data Path : G:\GCMSData\2011\GCMS_1\Data\05-27-11\
 Qt Path : G:\GCMSData\2011\GCMS_1\MethodQt\
 Qt Resp Via : Initial Calibration

Compound	R.T.	QIon	Response	Conc	Units	Dev(Min)
Internal Standards						
4) Fluorobenzene	4.540	96	126429	30.00	ug/l	0.00
52) Chlorobenzene-d5	6.360	117	83133	30.00	ug/l	0.00
70) 1,4-Dichlorobenzene-d4	7.776	152	35970	30.00	ug/l	0.00
System Monitoring Compounds						
36) Dibromofluoromethane	4.087	111	36360	29.21	ug/l	0.00
Spiked Amount 30.000			Recovery =	97.37%		
38) 1,2-Dichloroethane-d4	4.313	67	16683	26.98	ug/l	0.00
Spiked Amount 30.000			Recovery =	89.93%		
66) Toluene-d8	5.494	98	122922	32.65	ug/l	0.00
Spiked Amount 30.000			Recovery =	108.83%		
76) Bromofluorobenzene	7.058	174	32632	32.33	ug/l	0.00
Spiked Amount 30.000			Recovery =	107.77%		
Target Compounds						
						Qvalue
5) Chlorodifluoromethane	1.359	51	92043	25.5702	ug/l	98
6) Dichlorodifluoromethane	1.343	85	53686	19.6794	ug/l	95
7) Chloromethane	1.477	50	54639	24.7073	ug/l	81
8) Bromomethane	1.779	94	33029	31.5538	ug/l	92
9) Vinyl Chloride	1.544	62	52318	29.6188	ug/l	98
10) Chloroethane	1.846	64	29631	30.3966	ug/l	92
11) Trichlorofluoromethane	2.030	101	105246	29.3955	ug/l	80
12) Ethyl ether	2.237	59	34871	28.6704	ug/l	81
13) Furan	2.267	39	123076	30.7598	ug/l	99
14) 1,1,2-Trichloro-1,2,2-...	2.405	101	63335	36.7711	ug/l	94
15) Methylene Chloride	2.749	84	53185	29.6225	ug/l	88
16) Acrolein	2.326	56	21938	130.8606	ug/l	96
17) Acrylonitrile	2.916	53	11061	29.0736	ug/l	91
18) Iodomethane	2.523	142	63718	28.4167	ug/l	94
19) Acetone	2.424	43	49912	187.5392	ug/l	98
20) Carbon Disulfide	2.582	76	108707	19.5733	ug/l	100
21) t-Butyl Alcohol	2.808	59	9988	133.0088	ug/l	74
22) n-Hexane	3.182	57	28690	12.0810	ug/l	68
23) Di-isopropyl-ether	3.339	45	190975	34.1826	ug/l	100
24) 1,1-Dichloroethene	2.405	61	70714	24.2933	ug/l	98
25) Methyl Acetate	2.670	43	31950	28.5759	ug/l	100
26) Methyl-t-butyl ether	2.965	73	107292	31.3498	ug/l	71
27) 1,1-Dichloroethane	3.290	63	94940	28.0291	ug/l	97
28) trans-1,2-Dichloroethene	2.965	96	38918	21.3647	ug/l	79
29) cis-1,2-Dichloroethene	3.752	61	81127	25.5215	ug/l	74
30) Bromochloromethane	3.920	49	38206	26.9045	ug/l	63
31) 2,2-Dichloropropane	3.762	77	98402	36.0819	ug/l	95
32) Ethyl acetate	3.792	43	23978	24.0545	ug/l	93
33) 1,4-Dioxane	4.972	88	15629	1346.4945	ug/l	77
34) 1,1-Dichloropropene	4.235	75	51368	18.6781	ug/l	97
35) Chloroform	3.979	83	102071	29.1303	ug/l	84
37) Cyclohexane	4.176	56	99317	29.8774	ug/l	95
39) 1,2-Dichloroethane	4.372	62	59894	25.4458	ug/l	95
40) 2-Butanone	3.743	43	15456	38.2762	ug/l	91
41) 1,1,1-Trichloroethane	4.126	97	114850	32.7133	ug/l	95
42) Carbon Tetrachloride	4.244	117	97530	33.3607	ug/l	91
43) Vinyl Acetate	3.339	43	118173	29.1017	ug/l	100
45) Bromodichloromethane	5.051	83	65943	22.5619	ug/l	93
46) Methylcyclohexane	4.894	83	83741	27.5850	ug/l	93
47) Dibromomethane	4.972	174	24643	20.5568	ug/l	87
48) 1,2-Dichloropropane	4.894	63	50127	27.1065	ug/l	86
49) Trichloroethene	4.766	130	37914	17.1843	ug/l	96
50) Benzene	4.372	78	192065	26.6347	ug/l	100
51) tert-Amyl methyl ether	4.431	73	115155	30.2517	ug/l	86
53) Iso-propylacetate	4.392	43	48062	32.1946	ug/l	90
54) Methyl methacrylate	4.943	41	23567	23.1184	ug/l	92
55) Dibromochloromethane	6.005	129	37289	25.4847	ug/l	97
56) 2-Chloroethylvinylether	5.218	63	11493	17.5993	ug/l	77
57) cis-1,3-Dichloropropene	5.327	75	39200	15.7501	ug/l	83
58) trans-1,3-Dichloropropene	5.641	75	20854	9.8862	ug/l	97
59) Ethyl methacrylate	5.691	41	18347	15.0217	ug/l	65
60) 1,1,2-Trichloroethane	5.759	97	30872	29.5236	ug/l	88
61) 1,2-Dibromoethane	6.084	107	16077	16.5059	ug/l	92
62) 1,3-Dichloropropane	5.868	76	41401	22.4814	ug/l	93
63) 4-Methyl-2-Pentanone	5.405	43	31407	35.7915	ug/l	87
64) 2-Hexanone	5.887	43	12761	19.1992	ug/l	88
65) Tetrachloroethene	5.877	164	33625	21.3091	ug/l	94
67) Toluene	5.533	92	91357	21.6395	ug/l	98
68) 1,1,1,2-Tetrachloroethane	6.419	133	51618	36.9078	ug/l	77

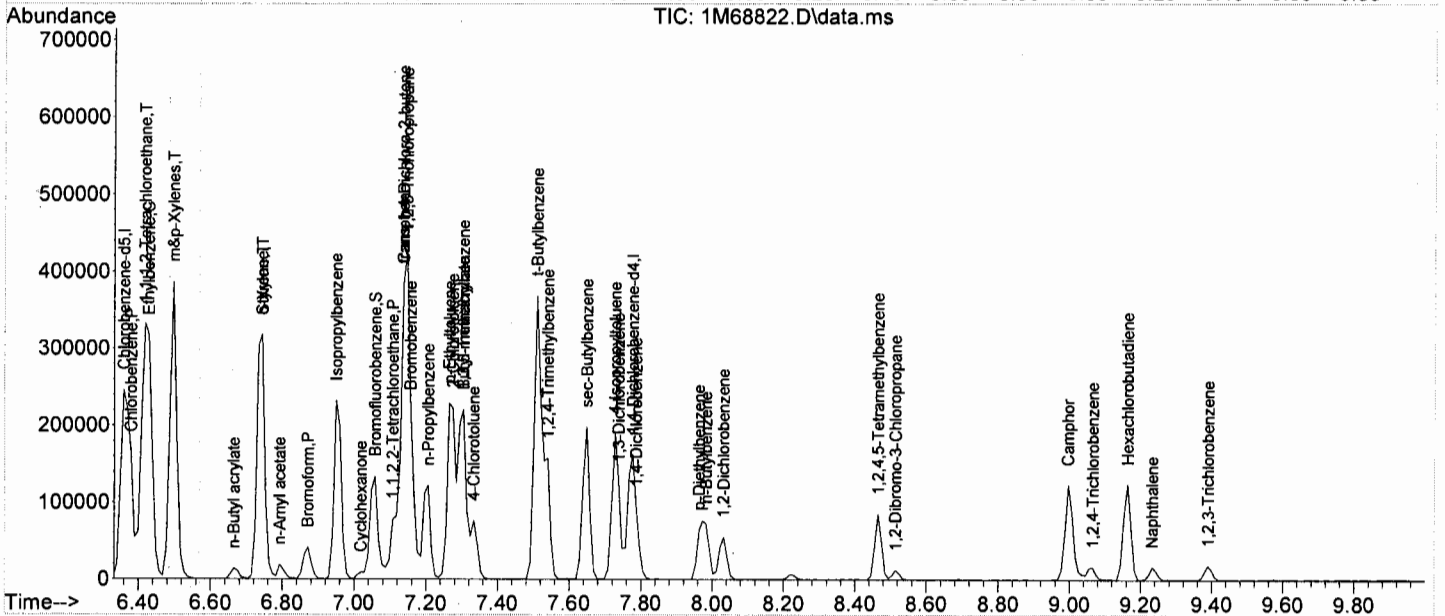
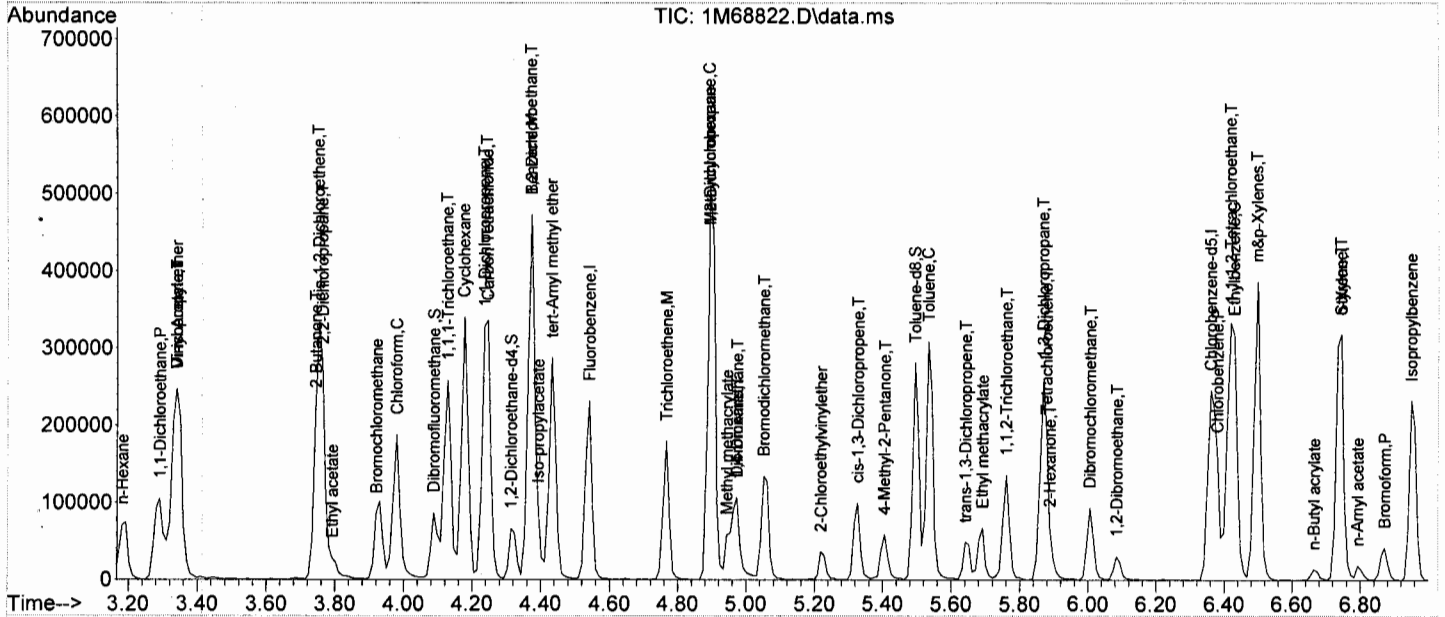
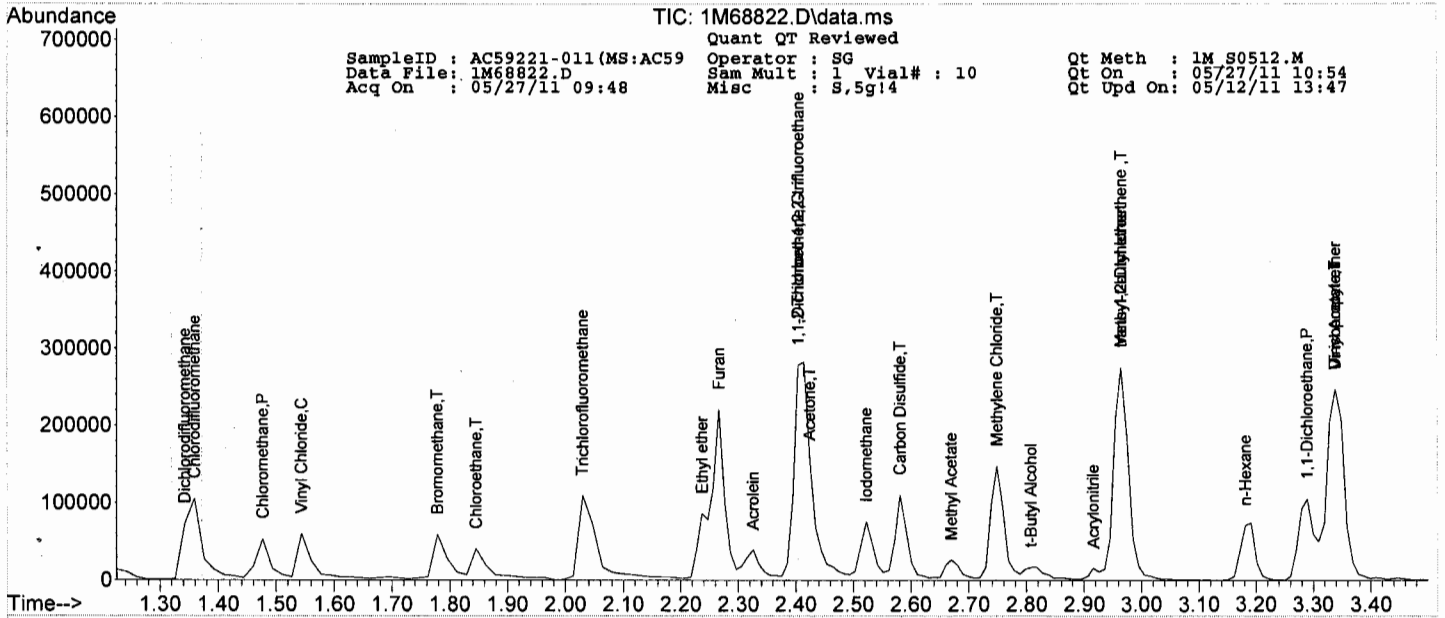
Quantitation Report (QT Reviewed)

SampleID : AC59221-011(MS:AC59 Operator : SG Qt Meth : 1M_S0512.M
 Data File: 1M68822.D Sam Mult : 1 Vial# : 10 Qt On : 05/27/11 10:54
 Acq On : 05/27/11 09:48 Misc : S,5g!4 Qt Upd On: 05/12/11 13:47

Data Path : G:\GcMsData\2011\GCMS_1\Data\05-27-11\
 Qt Path : G:\GcMsData\2011\GCMS_1\MethodQt\
 Qt Resp Via : Initial Calibration

Compound	R.T.	QIon	Response	Conc	Units	Dev(Min)
69) Chlorobenzene	6.379	112	58915	14.7320	ug/l	98
71) n-Butyl acrylate	6.665	55	8415	6.1831	ug/l	93
72) n-Amyl acetate	6.792	43	8278	7.0359	ug/l	82
73) Bromoform	6.871	173	16347	25.5977	ug/l	100
74) Ethylbenzene	6.428	106	28432	22.7362	ug/l	85
75) 1,1,2,2-Tetrachloroethane	7.107	83	28084	34.6327	ug/l	91
77) Styrene	6.743	104	38580	12.0854	ug/l	86
78) m&p-Xylenes	6.497	106	79095	39.9358	ug/l	89
79) o-Xylene	6.743	106	52211	25.2398	ug/l	77
80) trans-1,4-Dichloro-2-b...	7.137	53	16019	34.4882	ug/l	69
81) 1,3-Dichlorobenzene	7.737	146	18834	7.5354	ug/l	89
82) 1,4-Dichlorobenzene	7.786	146	14905	6.3387	ug/l	94
83) 1,2-Dichlorobenzene	8.032	146	20185	9.3411	ug/l	92
84) Isopropylbenzene	6.950	105	123069	26.0372	ug/l	95
85) Cyclohexanone	7.019	55	3839	180.9175	ug/l	94
86) Camphene	7.137	93	94930	46.2154	ug/l	97
87) 1,2,3-Trichloropropane	7.147	75	23647	22.8399	ug/l	93
88) 2-Chlorotoluene	7.274	91	51063	16.8070	ug/l	96
89) p-Ethyltoluene	7.265	105	66797m	11.4612	ug/l	
90) 4-Chlorotoluene	7.333	91	25472	8.3285	ug/l	87
91) n-Propylbenzene	7.206	91	78628	13.2690	ug/l	99
92) Bromobenzene	7.156	77	64429	20.9976	ug/l	69
93) 1,3,5-Trimethylbenzene	7.304	105	92115m	22.5872	ug/l	
94) Butyl methacrylate	7.304	41	12691	9.9104	ug/l	78
95) t-Butylbenzene	7.511	119	137981	33.4470	ug/l	84
96) 1,2,4-Trimethylbenzene	7.540	105	72660	16.8021	ug/l	66
97) sec-Butylbenzene	7.648	105	103964	18.9224	ug/l	99
98) 4-Isopropyltoluene	7.727	119	69968	15.1579	ug/l	93
99) n-Butylbenzene	7.983	91	34580	6.2797	ug/l	97
100) p-Diethylbenzene	7.963	119	16230	6.4854	ug/l	92
101) 1,2,4,5-Tetramethylben...	8.465	119	38422	8.8034	ug/l	91
102) 1,2-Dibromo-3-Chloropr...	8.514	157	2745	17.4051	ug/l	72
103) Camphor	8.996	95	26356	366.6070	ug/l	91
104) Hexachlorobutadiene	9.163	225	25527	15.7641	ug/l	97
105) 1,2,4-Trichlorobenzene	9.065	180	4911	2.8538	ug/l	96
106) 1,2,3-Trichlorobenzene	9.390	180	5683	3.7717	ug/l	98
107) Naphthalene	9.232	128	11355	4.3238	ug/l	100

(#) = qualifier out of range (m) = manual integration (+) = signals summed



Form1

ORGANICS VOLATILE REPORT

Sample Number: AC59221-012(MSD:AC

Client Id: MW-11 13-14 MSD

Data File: 1M68823.D

Analysis Date: 05/27/11 10:05

Date Rec/Extracted: 05/20/11-NA

Column: DB-624 25M 0.200mm ID 1.12um film

Method: EPA 8260B

Matrix: Soil

Initial Vol: 4.98g

Final Vol: NA

Dilution: 1.00

Solids: 84

Units: mg/Kg

Cas #	Compound	RL	Conc	Cas #	Compound	RL	Conc
71-55-6	1,1,1-Trichloroethane	0.0024	0.047	75-00-3	Chloroethane	0.0024	0.046
79-34-5	1,1,2,2-Tetrachloroethane	0.0060	0.056	67-66-3	Chloroform	0.0024	0.043
76-13-1	1,1,2-Trichloro-1,2,2-triflu	0.0024	0.050	74-87-3	Chloromethane	0.0024	0.035
79-00-5	1,1,2-Trichloroethane	0.0024	0.054	156-59-2	cis-1,2-Dichloroethene	0.0024	0.044
75-34-3	1,1-Dichloroethane	0.0024	0.043	10061-01-5	cis-1,3-Dichloropropene	0.0060	0.033
75-35-4	1,1-Dichloroethene	0.0024	0.040	110-82-7	Cyclohexane	0.0024	0.043
120-82-1	1,2,4-Trichlorobenzene	0.0024	0.0070	124-48-1	Dibromochloromethane	0.0060	0.046
96-12-8	1,2-Dibromo-3-Chloroprop	0.0024	0.038	75-71-8	Dichlorodifluoromethane	0.0024	0.028
106-93-4	1,2-Dibromoethane	0.0024	0.039	100-41-4	Ethylbenzene	0.0012	0.038
95-50-1	1,2-Dichlorobenzene	0.0024	0.021	98-82-8	Isopropylbenzene	0.0012	0.041
107-06-2	1,2-Dichloroethane	0.0024	0.043	136777612	m&p-Xylenes	0.0012	0.071
78-87-5	1,2-Dichloropropane	0.0024	0.042	79-20-9	Methyl Acetate	0.0024	0.042
541-73-1	1,3-Dichlorobenzene	0.0024	0.016	108-87-2	Methylcyclohexane	0.0024	0.043
106-46-7	1,4-Dichlorobenzene	0.0024	0.015	75-09-2	Methylene Chloride	0.0024	0.046
78-93-3	2-Butanone	0.0060	0.058	1634-04-4	Methyl-t-butyl ether	0.00060	0.046
591-78-6	2-Hexanone	0.0024	0.048	95-47-6	o-Xylene	0.0012	0.041
108-10-1	4-Methyl-2-Pentanone	0.0024	0.063	100-42-5	Styrene	0.0024	0.025
67-64-1	Acetone	0.030	0.29	127-18-4	Tetrachloroethene	0.0024	0.043
71-43-2	Benzene	0.0012	0.042	108-88-3	Toluene	0.0012	0.042
75-27-4	Bromodichloromethane	0.0024	0.036	156-60-5	trans-1,2-Dichloroethene	0.0024	0.037
75-25-2	Bromoform	0.0024	0.045	10061-02-6	trans-1,3-Dichloropropene	0.0060	0.025
74-83-9	Bromomethane	0.0024	0.044	79-01-6	Trichloroethene	0.0024	0.033
75-15-0	Carbon Disulfide	0.0024	0.034	75-69-4	Trichlorofluoromethane	0.0024	0.041
56-23-5	Carbon Tetrachloride	0.0024	0.046	75-01-4	Vinyl Chloride	0.0024	0.045
108-90-7	Chlorobenzene	0.0024	0.032	1330-20-7	Xylenes (Total)	0.0012	0.112

Worksheet #: 192369

Total Target Concentration 2.2

ColumnID: (^) Indicates results from 2nd column

*U - Indicates the compound was analyzed but not detected.**B - Indicates the analyte was found in the blank as well as in the sample.**E - Indicates the analyte concentration exceeds the calibration range of the instrument.**R - Retention Time Out**J - Indicates an estimated value when a compound is detected at less than the specified detection limit.**d - Pesticide %Diff>40% between columns due to coelution. Lower concentration used*

SampleID : AC59221-012(MSD:AC5 Operator : SG Qt Meth : 1M_S0512.M
 Data File: 1M68823.D Sam Mult : 1 Vial# : 11 Qt On : 05/27/11 10:54
 Acq On : 05/27/11 10:05 Misc : S,5g!4 Qt Upd On: 05/12/11 13:47

Data Path : G:\GCMSData\2011\GCMS_1\Data\05-27-11\
 Qt Path : G:\GCMSData\2011\GCMS_1\MethodQt\
 Qt Resp Via : Initial Calibration

Compound	R.T.	QIon	Response	Conc	Units	Dev(Min)
Internal Standards						
4) Fluorobenzene	4.539	96	122270	30.00	ug/l	0.00
52) Chlorobenzene-d5	6.359	117	75695	30.00	ug/l	0.00
70) 1,4-Dichlorobenzene-d4	7.776	152	40423	30.00	ug/l	0.00
System Monitoring Compounds						
36) Dibromofluoromethane	4.087	111	35017	29.08	ug/l	0.00
Spiked Amount 30.000			Recovery =	96.93%		
38) 1,2-Dichloroethane-d4	4.323	67	17963	30.04	ug/l	0.00
Spiked Amount 30.000			Recovery =	100.13%		
66) Toluene-d8	5.493	98	121642	35.49	ug/l	0.00
Spiked Amount 30.000			Recovery =	118.30%		
76) Bromofluorobenzene	7.058	174	35113	30.96	ug/l	0.00
Spiked Amount 30.000			Recovery =	103.20%		
Target Compounds						
5) Chlorodifluoromethane	1.359	51	98826	28.3884	ug/l	96
6) Dichlorodifluoromethane	1.359	85	62225	23.5854	ug/l	89
7) Chloromethane	1.476	50	62671	29.3032	ug/l	80
8) Bromomethane	1.778	94	37192	36.7394	ug/l	85
9) Vinyl Chloride	1.544	62	63906	37.4097	ug/l	98
10) Chloroethane	1.845	64	36448	38.6615	ug/l	98
11) Trichlorofluoromethane	2.030	101	119511	34.5152	ug/l	78
12) Ethyl ether	2.237	59	42151	35.8347	ug/l	84
13) Furan	2.267	39	146064	37.7468	ug/l	99
14) 1,1,2-Trichloro-1,2,2-...	2.404	101	70168	42.1239	ug/l	95
15) Methylene Chloride	2.749	84	66450	38.2696	ug/l	87
16) Acrolein	2.326	56	24847	153.2543	ug/l	93
17) Acrylonitrile	2.926	53	14032	38.1373	ug/l	90
18) Iodomethane	2.522	142	79040	36.4490	ug/l	94
19) Acetone	2.424	43	61406	238.5749	ug/l	85
20) Carbon Disulfide	2.581	76	153761	28.6273	ug/l	100
21) t-Butyl Alcohol	2.818	59	14527	200.0343	ug/l	91
22) n-Hexane	3.182	57	46089	20.0676	ug/l	77
23) Di-isopropyl-ether	3.339	45	223605	41.3844	ug/l	100
24) 1,1-Dichloroethene	2.404	61	93782	33.3140	ug/l	100
25) Methyl Acetate	2.670	43	38238	35.3631	ug/l	100
26) Methyl-t-butyl ether	2.965	73	126800	38.3101	ug/l	71
27) 1,1-Dichloroethane	3.290	63	118518	36.1802	ug/l	97
28) trans-1,2-Dichloroethene	2.965	96	54714	31.0579	ug/l	84
29) cis-1,2-Dichloroethene	3.752	61	112563	36.6153	ug/l	80
30) Bromochloromethane	3.919	49	50234	36.5778	ug/l	60
31) 2,2-Dichloropropane	3.762	77	112627	42.7027	ug/l	92
32) Ethyl acetate	3.792	43	29635	30.7408	ug/l	99
33) 1,4-Dioxane	4.972	88	29010	2584.3297	ug/l	95
34) 1,1-Dichloropropene	4.234	75	79707	29.9684	ug/l	95
35) Chloroform	3.978	83	122554	36.1657	ug/l	91
37) Cyclohexane	4.175	56	116834	36.3425	ug/l	97
39) 1,2-Dichloroethane	4.372	62	81934	35.9935	ug/l	94
40) 2-Butanone	3.742	43	19064	48.8171	ug/l	100
41) 1,1,1-Trichloroethane	4.126	97	132134	38.9166	ug/l	97
42) Carbon Tetrachloride	4.244	117	108816	38.4872	ug/l	95
43) Vinyl Acetate	3.339	43	147332	37.5167	ug/l	100
45) Bromodichloromethane	5.051	83	85547	30.2649	ug/l	94
46) Methylcyclohexane	4.903	83	106766	36.3659	ug/l	94
47) Dibromomethane	4.972	174	36035	31.0823	ug/l	90
48) 1,2-Dichloropropane	4.893	63	62697	35.0571	ug/l	92
49) Trichloroethene	4.765	130	59112	27.7034	ug/l	100
50) Benzene	4.372	78	247954	35.5548	ug/l	100
51) tert-Amyl methyl ether	4.431	73	136141	36.9814	ug/l	88
53) Iso-propylacetate	4.392	43	60732	44.6792	ug/l	83
54) Methyl methacrylate	4.943	41	32840	35.3804	ug/l	95
55) Dibromochloromethane	6.005	129	51662	38.7772	ug/l	94
56) 2-Chloroethylvinylether	5.218	63	19180	32.2564	ug/l	76
57) cis-1,3-Dichloropropene	5.326	75	63084	27.8370	ug/l	95
58) trans-1,3-Dichloropropene	5.641	75	40439	21.0546	ug/l	98
59) Ethyl methacrylate	5.690	41	29620	26.6346	ug/l	67
60) 1,1,2-Trichloroethane	5.759	97	43075	45.2414	ug/l	86
61) 1,2-Dibromoethane	6.084	107	28892	32.5775	ug/l	93
62) 1,3-Dichloropropane	5.867	76	62490	37.2674	ug/l	99
63) 4-Methyl-2-Pentanone	5.405	43	42042	52.6191	ug/l	91
64) 2-Hexanone	5.887	43	24124	39.8615	ug/l	95
65) Tetrachloroethene	5.877	164	51103	35.5677	ug/l	100
67) Toluene	5.533	92	133818	34.8118	ug/l	96
68) 1,1,1,2-Tetrachloroethane	6.418	133	57618	45.2462	ug/l	72

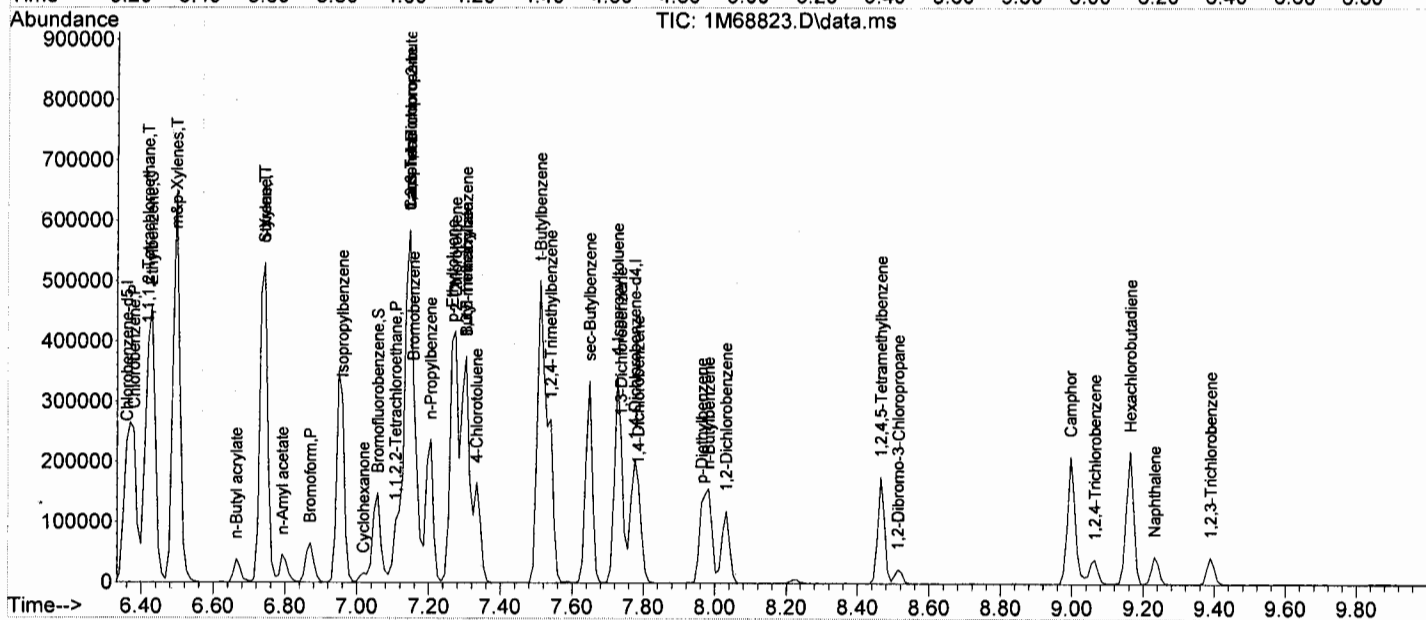
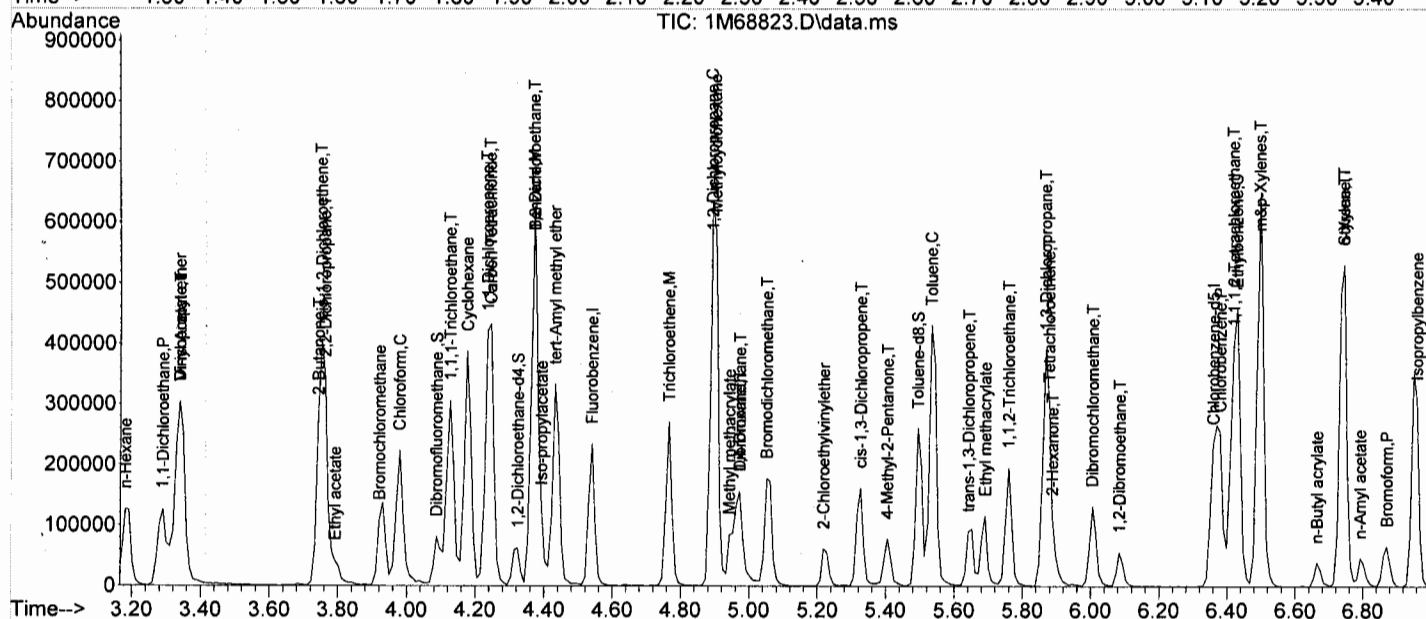
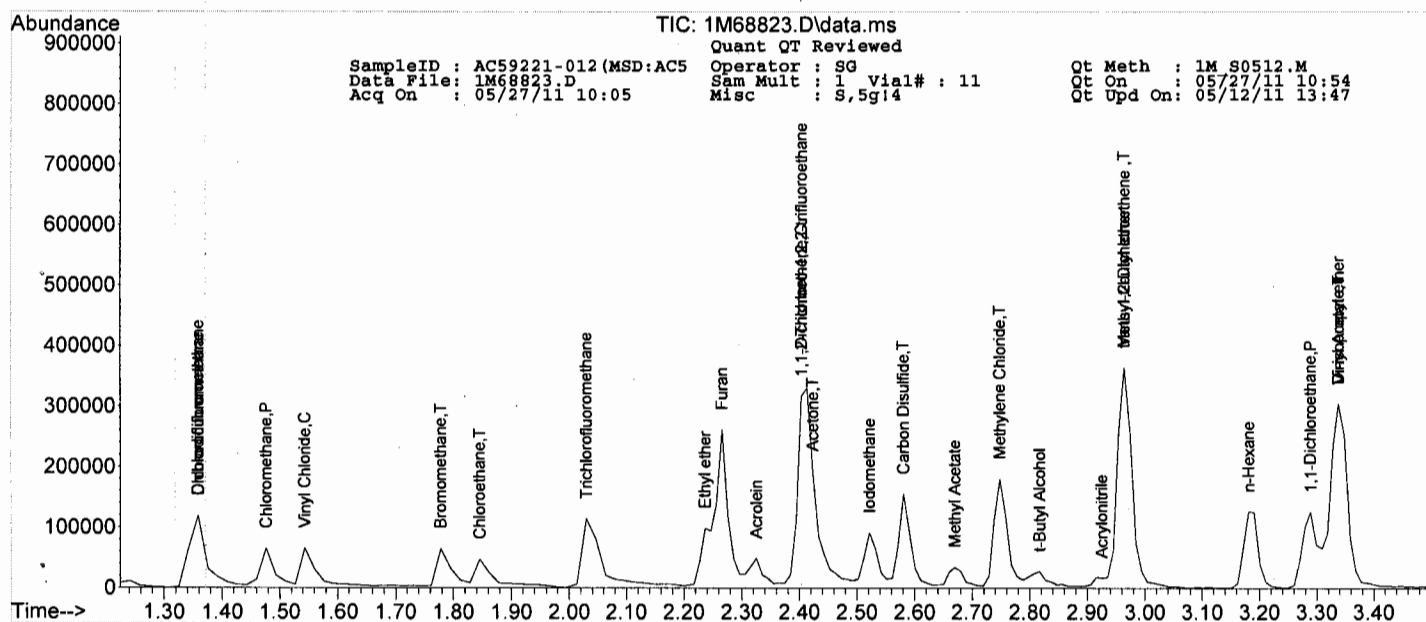
Quantitation Report (QT Reviewed)

SampleID : AC59221-012 (MSD:AC5 Operator : SG Qt Meth : 1M_S0512.M
 Data File: 1M68823.D Sam Mult : 1 Vial# : 11 Qt On : 05/27/11 10:54
 Acq On : 05/27/11 10:05 Misc : S,5g!4 Qt Upd On: 05/12/11 13:47

Data Path : G:\GCMSData\2011\GCMS_1\Data\05-27-11\
 Qt Path : G:\GCMSData\2011\GCMS_1\MethodQt\
 Qt Resp Via : Initial Calibration

Compound	R.T.	QIon	Response	Conc	Units	Dev(Min)
69) Chlorobenzene	6.379	112	97992	26.9111	ug/l	100
71) n-Butyl acrylate	6.664	55	20235	13.2302	ug/l	99
72) n-Amyl acetate	6.792	43	21508	16.2669	ug/l	78
73) Bromoform	6.871	173	27125	37.7959	ug/l	89
74) Ethylbenzene	6.428	106	44616	31.9393	ug/l	79
75) 1,1,2,2-Tetrachloroethane	7.107	83	42459	46.5918	ug/l	87
77) Styrene	6.743	104	75407	21.1647	ug/l	97
78) m&p-Xylenes	6.497	106	131232	59.4345	ug/l	90
79) o-Xylene	6.743	106	79057	34.3255	ug/l	72
80) trans-1,4-Dichloro-2-b...	7.146	53	23528	45.0746	ug/l	75
81) 1,3-Dichlorobenzene	7.737	146	37092	13.2056	ug/l	91
82) 1,4-Dichlorobenzene	7.786	146	33374	12.6295	ug/l	94
83) 1,2-Dichlorobenzene	8.032	146	41869	17.2415	ug/l	91
84) Isopropylbenzene	6.959	105	184361	34.7078	ug/l	95
85) Cyclohexanone	7.018	55	6789	284.6953	ug/l	93
86) Camphene	7.146	93	121529	52.6472	ug/l	96
87) 1,2,3-Trichloropropane	7.146	75	40749	35.0224	ug/l	95
88) 2-Chlorotoluene	7.274	91	91840	26.8985	ug/l	94
89) p-Ethyltoluene	7.264	105	124916m	19.1561	ug/l	
90) 4-Chlorotoluene	7.333	91	56688	16.4932	ug/l	91
91) n-Propylbenzene	7.205	91	151475	22.7465	ug/l	94
92) Bromobenzene	7.156	77	104359	30.2643	ug/l	75
93) 1,3,5-Trimethylbenzene	7.304	105	149991m	32.7272	ug/l	
94) Butyl methacrylate	7.304	41	24720	17.1773	ug/l	81
95) t-Butylbenzene	7.510	119	191143	41.2295	ug/l	86
96) 1,2,4-Trimethylbenzene	7.540	105	127689	26.2744	ug/l	75
97) sec-Butylbenzene	7.648	105	173391	28.0823	ug/l	99
98) 4-Isopropyltoluene	7.727	119	122759	23.6649	ug/l	92
99) n-Butylbenzene	7.982	91	73421	11.8644	ug/l	95
100) p-Diethylbenzene	7.963	119	34992	12.4422	ug/l	92
101) 1,2,4,5-Tetramethylben...	8.464	119	76382	15.5731	ug/l	90
102) 1,2-Dibromo-3-Chloropr...	8.514	157	5660	31.9347	ug/l	78
103) Camphor	8.996	95	45311	560.8372	ug/l	92
104) Hexachlorobutadiene	9.163	225	43141	23.7068	ug/l	94
105) 1,2,4-Trichlorobenzene	9.065	180	11310	5.8482	ug/l	94
106) 1,2,3-Trichlorobenzene	9.389	180	13320	7.8664	ug/l	94
107) Naphthalene	9.232	128	32426	10.9872	ug/l	100

(#) = qualifier out of range (m) = manual integration (+) = signals summed



Form1

ORGANICS VOLATILE REPORT

Sample Number: AC59221-013

Client Id: Duplicate

Data File: 1M68824.D

Analysis Date: 05/27/11 10:22

Date Rec/Extracted: 05/20/11-NA

Column: DB-624 25M 0.200mm ID 1.12um film

Method: EPA 8260B

Matrix: Soil

Initial Vol: 5.33g

Final Vol: NA

Dilution: 0.938

Solids: 87

Units: mg/Kg

Cas #	Compound	RL	Conc	Cas #	Compound	RL	Conc
71-55-6	1,1,1-Trichloroethane	0.0022	U	75-00-3	Chloroethane	0.0022	U
79-34-5	1,1,2,2-Tetrachloroethane	0.0054	U	67-66-3	Chloroform	0.0022	U
76-13-1	1,1,2-Trichloro-1,2,2-trifluor	0.0022	U	74-87-3	Chloromethane	0.0022	U
79-00-5	1,1,2-Trichloroethane	0.0022	U	156-59-2	cis-1,2-Dichloroethene	0.0022	U
75-34-3	1,1-Dichloroethane	0.0022	U	10061-01-5	cis-1,3-Dichloropropene	0.0054	U
75-35-4	1,1-Dichloroethene	0.0022	U	110-82-7	Cyclohexane	0.0022	U
120-82-1	1,2,4-Trichlorobenzene	0.0022	U	124-48-1	Dibromochloromethane	0.0054	U
96-12-8	1,2-Dibromo-3-Chloropropa	0.0022	U	75-71-8	Dichlorodifluoromethane	0.0022	U
106-93-4	1,2-Dibromoethane	0.0022	U	100-41-4	Ethylbenzene	0.0011	U
95-50-1	1,2-Dichlorobenzene	0.0022	U	98-82-8	Isopropylbenzene	0.0011	U
107-06-2	1,2-Dichloroethane	0.0022	U	136777612	m&p-Xylenes	0.0011	U
78-87-5	1,2-Dichloropropane	0.0022	U	79-20-9	Methyl Acetate	0.0022	U
541-73-1	1,3-Dichlorobenzene	0.0022	U	108-87-2	Methylcyclohexane	0.0022	U
106-46-7	1,4-Dichlorobenzene	0.0022	U	75-09-2	Methylene Chloride	0.0022	U
78-93-3	2-Butanone	0.0054	U	1634-04-4	Methyl-t-butyl ether	0.00054	U
591-78-6	2-Hexanone	0.0022	U	95-47-6	o-Xylene	0.0011	U
108-10-1	4-Methyl-2-Pentanone	0.0022	U	100-42-5	Styrene	0.0022	U
67-64-1	Acetone	0.027	U	127-18-4	Tetrachloroethene	0.0022	U
71-43-2	Benzene	0.0011	U	108-88-3	Toluene	0.0011	U
75-27-4	Bromodichloromethane	0.0022	U	156-60-5	trans-1,2-Dichloroethene	0.0022	U
75-25-2	Bromoform	0.0022	U	10061-02-6	trans-1,3-Dichloropropene	0.0054	U
74-83-9	Bromomethane	0.0022	U	79-01-6	Trichloroethene	0.0022	U
75-15-0	Carbon Disulfide	0.0022	U	75-69-4	Trichlorofluoromethane	0.0022	U
56-23-5	Carbon Tetrachloride	0.0022	U	75-01-4	Vinyl Chloride	0.0022	U
108-90-7	Chlorobenzene	0.0022	U	1330-20-7	Xylenes (Total)	0.0011	U

Worksheet #: 192369

Total Target Concentration 0

ColumnID: (^) Indicates results from 2nd column

*U - Indicates the compound was analyzed but not detected.**B - Indicates the analyte was found in the blank as well as in the sample.**E - Indicates the analyte concentration exceeds the calibration range of the instrument.**R - Retention Time Out**J - Indicates an estimated value when a compound is detected at less than the specified detection limit.**d - Pesticide %Diff>40% between columns due to coelution. Lower concentration use a*

SampleID : AC59221-013 Operator : SG Qt Meth : 1M_S0512.M
 Data File: 1M68824.D Sam Mult : 1 Vial# : 12 Qt On : 05/27/11 10:54
 Acq On : 05/27/11 10:22 Misc : S,5g!4 Qt Upd On: 05/12/11 13:47


Data Path : G:\GcMsData\2011\GCMS_1\Data\05-27-11\
 Qt Path : G:\GcMsData\2011\GCMS_1\MethodQt\
 Qt Resp Via : Initial Calibration

Compound	R.T.	QIon	Response	Conc	Units	Dev(Min)

Internal Standards						
4) Fluorobenzene	4.540	96	130304	30.00	ug/l	0.01
52) Chlorobenzene-d5	6.360	117	90028	30.00	ug/l	0.00
70) 1,4-Dichlorobenzene-d4	7.777	152	49019	30.00	ug/l	0.01
System Monitoring Compounds						
36) Dibromofluoromethane	4.088	111	36276	28.27	ug/l	0.01
Spiked Amount	30.000		Recovery	=	94.23%	
38) 1,2-Dichloroethane-d4	4.324	67	19286	30.26	ug/l	0.01
Spiked Amount	30.000		Recovery	=	100.87%	
66) Toluene-d8	5.495	98	116066	28.47	ug/l	0.00
Spiked Amount	30.000		Recovery	=	94.90%	
76) Bromofluorobenzene	7.059	174	40188	29.22	ug/l	0.00
Spiked Amount	30.000		Recovery	=	97.40%	
Target Compounds						Qvalue

(#) = qualifier out of range (m) = manual integration (+) = signals summed

W



**GC/MS Volatile Data
Standards Data**

Level #:	Data File:	Cal Identifier:	Analysis Date/Time	Level #:	Data File:	Cal Identifier:	Analysis Date/Time	Calibration Level Concentrations									
								Lvl1	Lvl2	Lvl3	Lvl4	Lvl5	Lvl6	Lvl7	Lvl8	Lvl9	
1	1M68117.	CAL @ 20 PPB	05/12/11 11:15	2	1M68112.	CAL @ 5 PPB	05/12/11 09:53										
3	1M68111.	CAL @ 2 PPB	05/12/11 09:37	4	1M68116.	CAL @ 50 PPB	05/12/11 10:58										
5	1M68115.	CAL @ 100 PPB	05/12/11 10:42	6	1M68114.	CAL @ 250 PPB	05/12/11 10:26										
7	1M68113.	CAL @ 500 PPB	05/12/11 10:10	8	1M68110.	CAL @ 1 PPB	05/12/11 09:21										
9	1M68109.	CAL @ 0.5 PPB	05/12/11 09:05														
Compound	Col	Mt	Ft1	RF1	RF2	RF3	RF4	RF5	RF6	RF7	RF8	RF9	AvgRt	RT	Corr1	Corr2	%Rsd
Chlorodifluoromethane	1	0	LinF	1.0209	0.7801	1.7237	0.7589	0.7461	0.8365	0.8635	---	---	0.961	1.35	0.999	1.00	36
Dichlorodifluoromethane	1	0	LinF	0.7806	0.4461	0.5864	0.5685	0.5739	0.6762	0.6436	---	---	0.611	1.33	0.998	0.999	17
Chloromethane	1	0	Avg	0.6548	0.4779	0.5481	0.4722	0.4541	0.5259	0.5400	---	---	0.525	1.45	0.999	0.999	13
Bromomethane	1	0	Avg	0.2937	0.2413	0.2886	0.2107	0.2240	0.2321	0.2479	---	---	0.248	1.76	0.999	1.00	13
Vinyl Chloride	1	0	Avg	0.4824	0.3518	0.3726	0.3438	0.4281	0.4704	0.4847	---	---	0.419	1.53	0.999	0.999	15
Chloroethane	1	0	Avg	0.2647	0.2423	0.2413	0.2015	0.2069	0.2235	0.2386	---	---	0.231	1.83	0.998	1.00	9.6
Trichlorofluoromethane	1	0	LinF	1.0659	0.6949	0.8648	0.7062	0.7446	0.8419	0.8567	---	---	0.825	2.02	0.999	0.999	16
Ethyl ether	1	0	LinF	0.3300	0.2196	0.2125	0.2461	0.2506	0.2697	0.2952	---	---	0.261	2.22	0.998	1.00	16
Furan	1	0	LinF	1.0898	0.7640	0.6601	0.8546	0.8684	0.9446	0.9546	---	---	0.877	2.25	1.00	1.00	16
1,1,2-Trichloro-1,2,2-tri	1	0	Avg	0.5149	0.3789	0.3414	0.4019	0.3993	0.3972	0.4270	---	---	0.409	2.39	0.999	1.00	13
Methylene Chloride	1	0	Avg	0.4695	0.4096	0.4144	0.4034	0.3971	0.4438	0.4440	---	---	0.426	2.73	1.00	1.00	6.3
Acrolein	1	0	LinF	0.0387	0.0279	0.0236	0.0317	0.0344	0.0401	0.0399	---	---	0.0338	2.31	0.999	0.999	19
Acrylonitrile	1	0	LinF	0.0856	0.0351	0.0499	0.0776	0.0830	0.0956	0.0893	---	---	0.0738	2.91	0.998	0.999	30
Iodomethane	1	0	Avg	0.5864	0.4431	0.4548	0.5177	0.5535	0.5670	0.6016	---	---	0.532	2.50	0.999	1.00	12
Acetone	1	0	Avg	0.0787	0.0665	---	0.0539	0.0569	0.0634	0.0593	---	---	0.0632	2.41	0.998	0.999	14
Carbon Disulfide	1	0	Avg	1.6096	1.1080	1.1138	1.2357	1.2689	1.4280	1.4607	---	---	1.32	2.56	0.999	1.00	14
t-Butyl Alcohol	1	0	LinF	0.0167	0.0104	0.0120	0.0152	0.0142	0.0188	0.0177	---	---	0.0150	2.80	0.997	0.997	20
n-Hexane	1	0	Avg	0.6191	0.4561	0.4741	0.5458	0.5798	0.6345	0.6349	---	---	0.564	3.17	1.00	1.00	13
Di-isopropyl-ether	1	0	Avg	1.5815	1.1139	1.0403	1.3360	1.3131	1.4705	1.4244	---	---	1.33	3.33	0.999	0.999	15
1,1-Dichloroethene	1	0	Avg	0.8522	0.5916	0.6310	0.6707	0.6974	0.6805	0.7111	---	---	0.661	2.99	0.999	1.00	12
Methyl Acetate	1	0	Avg	0.3066	0.2357	0.3226	0.2184	0.2338	0.2697	0.2701	---	---	0.265	2.66	0.999	0.999	15
Methyl-t-butyl ether	1	0	LinF	0.9459	0.6001	0.5119	0.7334	0.7472	0.8234	0.8124	0.6986	0.4953	0.708	2.95	1.00	1.00	21
1,1-Dichloroethane	1	0	LinF	0.9865	0.6548	0.5479	0.7358	0.7479	0.7133	0.8289	---	---	0.745	3.27	0.995	0.999	18
trans-1,2-Dichloroether	1	0	Avg	0.5103	0.3754	0.3510	0.4361	0.4329	0.4690	0.4506	---	---	0.432	2.95	0.999	1.00	13
cis-1,2-Dichloroethene	1	0	Avg	0.8626	0.6569	0.6146	0.7336	0.7804	0.8202	0.8113	---	---	0.754	3.73	1.00	1.00	12
Bromochloromethane	1	0	Avg	0.4122	0.2756	0.3643	0.3068	0.3152	0.3307	0.3536	---	---	0.337	3.92	0.999	1.00	13
2,2-Dichloropropane	1	0	Avg	0.7224	0.5771	0.5528	0.6393	0.6624	0.7033	0.6722	---	---	0.647	3.74	0.999	1.00	9.7
Ethyl acetate	1	0	Avg	0.2635	0.1792	0.2564	0.2092	0.2246	0.2651	0.2575	---	---	0.237	3.78	0.999	0.999	14
1,4-Dioxane	1	0	LinF	0.0032	0.0000	0.0023	0.0025	0.0026	0.0030	0.0026	---	---	0.0023	4.96	0.996	0.998	45
1,1-Dichloropropene	1	0	LinF	0.8365	0.4895	0.4808	0.6988	0.6600	0.6769	0.6454	---	---	0.641	4.23	0.999	1.00	19
Chloroform	1	0	Avg	0.9829	0.7544	0.7283	0.7938	0.8061	0.8586	0.8957	---	---	0.831	3.97	0.999	1.00	11
Dibromofluoromethane	1	0	Avg	0.2929	0.2727	0.2921	0.2768	0.2852	0.3094	0.3531	0.2899	0.2861	0.295	4.08	-1	-1	8.1
Cyclohexane	1	0	LinF	0.9019	0.6169	0.5361	0.7465	0.7301	0.8115	0.7857	---	---	0.733	4.17	0.999	0.999	17
1,2-Dichloroethane-d4	1	0	Avg	0.1451	0.1395	0.1479	0.1471	0.1432	0.1505	0.1691	0.1337	0.1442	0.147	4.31	-1	-1	6.6
1,2-Dichloroethane	1	0	Avg	0.6918	0.5375	0.5218	0.5096	0.5449	0.5523	0.5515	---	---	0.559	4.36	1.00	1.00	11
2-Butanone	1	0	Avg	0.1173	0.0793	---	0.0889	0.0918	0.0984	0.0989	---	---	0.096	3.73	1.00	1.00	13
1,1,1-Trichloroethane	1	0	Avg	1.0317	0.7066	0.7106	0.7969	0.8178	0.8846	0.8829	---	---	0.833	4.12	1.00	1.00	14
Carbon Tetrachloride	1	0	Avg	0.7992	0.6776	0.5516	0.7001	0.7012	0.7369	0.6890	---	---	0.694	4.23	0.999	1.00	11
Vinyl Acetate	1	0	LinF	1.0557	0.7394	0.6664	0.8367	0.8398	0.9615	0.9701	---	---	0.867	3.33	0.999	0.999	16
n-Heptane	1	0	Avg	1.2244	0.7611	0.7699	0.9748	0.9379	0.9620	0.9589	0.9098	---	0.937	4.53	1.00	1.00	15
Bromodichloromethane	1	0	LinF	0.7428	0.5279	0.4748	0.6048	0.6151	0.6939	0.6974	---	---	0.622	5.05	0.999	1.00	16

Flags

a - failed the spec criteria
b - failed the ccc criteria
c - failed the minimum correlation coeff criteria (if applicable)

Note:

Corr 1 = Correlation Coefficient for linear Eq.
Corr 2 = Correlation Coefficient for quad Eq.
Fit = Indicates whether Avg Rt, Linear, or Quadratic Curve was used for compound.

Level #:	Data File:	Cal Identifier:	Analysis Date/Time	Level #:	Data File:	Cal Identifier:	Analysis Date/Time	Calibration Level Concentrations																			
								Lvl1	Lvl2	Lvl3	Lvl4	Lvl5	Lvl6	Lvl7	Lvl8	Lvl9											
1	1M68117.	CAL @ 20 PPB	05/12/11 11:15	2	1M68112.	CAL @ 5 PPB	05/12/11 09:53																				
3	1M68111.	CAL @ 2 PPB	05/12/11 09:37	4	1M68116.	CAL @ 50 PPB	05/12/11 10:58																				
5	1M68115.	CAL @ 100 PPB	05/12/11 10:42	6	1M68114.	CAL @ 250 PPB	05/12/11 10:26																				
7	1M68113.	CAL @ 500 PPB	05/12/11 10:10	8	1M68110.	CAL @ 1 PPB	05/12/11 09:21																				
9	1M68109.	CAL @ 0.5 PPB	05/12/11 09:05																								
Compound	Col	Mtr	Fit:	RF1	RF2	RF3	RF4	RF5	RF6	RF7	RF8	RF9	AvgRt	RT	Corr1	Corr2	%Rsd										
Methylcyclohexane	1	0	LinF	0.9202	0.5616	0.5457	0.7441	0.7386	0.7676	0.7072	---	---	0.712	4.89	0.998	1.00	18	20.00	5.00	2.00	50.00	100.0	250.0	500.0	500.0	500.0	500.0
Dibromomethane	1	0	Avg	0.3337	0.2695	0.2709	0.2573	0.2727	0.2880	0.2988	---	---	0.284	4.96	0.999	1.00	9.0	20.00	5.00	2.00	50.00	100.0	250.0	500.0	500.0	500.0	500.0
1,2-Dichloropropane	1	0	Avg	0.5548	0.3825	0.4245	0.4323	0.4185	0.4446	0.4142	---	---	0.439	4.89	0.999	0.999	12	20.00	5.00	2.00	50.00	100.0	250.0	500.0	500.0	500.0	500.0
Trichloroethene	1	0	Avg	0.6234	0.4498	0.4718	0.5099	0.5282	0.5611	0.5201	---	---	0.524	4.76	0.998	0.999	11	20.00	5.00	2.00	50.00	100.0	250.0	500.0	500.0	500.0	500.0
Benzene	1	0	Avg	2.0255	1.6210	1.5234	1.6154	1.6338	1.7147	1.5411	2.0136	---	1.71	4.36	0.997	0.999	12	20.00	5.00	2.00	50.00	100.0	250.0	500.0	500.0	500.0	500.0
tert-Butyl methyl ether	1	0	LinF	1.0174	0.6039	0.5815	0.8041	0.8241	0.9255	0.9016	---	---	0.808	4.43	0.999	0.999	20	20.00	5.00	2.00	50.00	100.0	250.0	500.0	500.0	500.0	500.0
Iso-octylacetate	1	0	Avg	0.6196	0.5138	0.4136	0.5069	0.6177	0.6177	0.4814	---	---	0.539	4.38	0.982	0.998	15	20.00	5.00	2.00	50.00	100.0	250.0	500.0	500.0	500.0	500.0
Methyl methacrylate	1	0	LinF	0.3732	0.2609	0.1981	0.3177	0.3851	0.3671	---	---	---	0.317	4.94	0.999	0.999	23	20.00	5.00	2.00	50.00	100.0	250.0	500.0	500.0	500.0	500.0
Dibromochloromethane	1	0	Avg	0.5929	0.5105	0.4521	0.4984	0.5799	0.5763	0.4857	---	---	0.528	6.01	0.992	0.999	10	20.00	5.00	2.00	50.00	100.0	250.0	500.0	500.0	500.0	500.0
2-Chloroethylvinylether	1	0	LinF	0.2356	0.1079	0.1649	0.2079	0.2393	0.2610	0.2294	---	---	0.207	5.22	0.995	0.999	26	20.00	5.00	2.00	50.00	100.0	250.0	500.0	500.0	500.0	500.0
cis-1,3-Dichloropropene	1	0	LinF	0.8877	0.6365	0.4805	0.7701	0.8986	0.9034	---	---	---	0.763	5.32	0.999	0.999	23	20.00	5.00	2.00	50.00	100.0	250.0	500.0	500.0	500.0	500.0
trans-1,3-Dichloropropene	1	0	LinF	0.7436	0.5548	0.4794	0.5879	0.7463	0.7707	---	---	---	0.647	5.64	0.998	0.999	19	20.00	5.00	2.00	50.00	100.0	250.0	500.0	500.0	500.0	500.0
Ethyl methacrylate	1	0	LinF	0.4470	0.3013	0.2116	0.3484	0.4301	0.4461	---	---	---	0.364	5.68	0.998	0.999	26	20.00	5.00	2.00	50.00	100.0	250.0	500.0	500.0	500.0	500.0
1,1,2-Trichloroethane	1	0	Avg	0.4400	0.3794	0.3222	0.3650	0.4073	0.3978	0.3294	---	---	0.377	5.76	0.990	0.999	11	20.00	5.00	2.00	50.00	100.0	250.0	500.0	500.0	500.0	500.0
1,2-Dibromoethane	1	0	Avg	0.4340	0.3421	0.2643	0.3381	0.3992	0.3485	0.3339	---	---	0.351	6.08	0.998	0.999	15	20.00	5.00	2.00	50.00	100.0	250.0	500.0	500.0	500.0	500.0
1,3-Dichloropropane	1	0	Avg	0.8066	0.7235	0.5518	0.6424	0.7266	0.6620	0.5387	---	---	0.665	5.86	0.987	1.00	15	20.00	5.00	2.00	50.00	100.0	250.0	500.0	500.0	500.0	500.0
4-Methyl-2-Pentanone	1	0	Avg	0.3444	0.2497	0.3103	0.2911	0.3596	0.3570	0.3041	---	---	0.317	5.40	0.993	0.999	13	20.00	5.00	2.00	50.00	100.0	250.0	500.0	500.0	500.0	500.0
2-Hexanone	1	0	LinF	0.2611	0.1632	0.1269	0.2001	0.2371	0.2417	---	---	---	0.205	5.89	0.999	0.999	25	20.00	5.00	2.00	50.00	100.0	250.0	500.0	500.0	500.0	500.0
Tetrachloroethene	1	0	LinF	0.7394	0.6929	0.4355	0.5799	0.6369	0.5570	---	---	---	0.607	5.87	0.996	0.999	18	20.00	5.00	2.00	50.00	100.0	250.0	500.0	500.0	500.0	500.0
Toluene-d8	1	0	Avg	1.3104	1.4412	1.2120	1.2929	1.5523	1.5473	1.3340	1.2542	1.2825	1.36	5.49	-1	-1	9.2	30.00	30.00	30.00	30.00	30.00	30.00	30.00	30.00	30.00	30.00
Toluene	1	0	Avg	1.7515	1.5507	1.2170	1.3978	1.5506	1.4551	---	---	---	1.52	5.53	0.999	0.999	12	20.00	5.00	2.00	50.00	100.0	250.0	500.0	500.0	500.0	500.0
1,1,1,2-Tetrachloroethane	1	0	Avg	0.6512	0.4718	0.4591	0.5351	0.5115	0.4697	0.4343	---	---	0.505	6.41	0.998	1.00	14	20.00	5.00	2.00	50.00	100.0	250.0	500.0	500.0	500.0	500.0
Chlorobenzene	1	0	Avg	1.8743	1.3206	1.4154	1.4934	1.4075	1.3464	1.2442	---	---	1.44	6.37	0.998	1.00	14	20.00	5.00	2.00	50.00	100.0	250.0	500.0	500.0	500.0	500.0
n-Butyl acrylate	1	0	LinF	1.1273	0.7162	0.5098	1.2888	1.1341	1.2344	1.1088	---	---	1.02	6.66	0.997	0.999	28	20.00	5.00	2.00	50.00	100.0	250.0	500.0	500.0	500.0	500.0
n-Butyl acetate	1	0	LinF	1.0395	0.6256	0.5901	1.0937	0.9877	1.0355	0.9662	---	---	0.906	6.79	0.999	1.00	23	20.00	5.00	2.00	50.00	100.0	250.0	500.0	500.0	500.0	500.0
Bromotoluene	1	0	Avg	0.5535	0.4461	0.5215	0.5922	0.5216	0.5592	0.5339	---	---	0.533	6.87	0.999	1.00	8.5	20.00	5.00	2.00	50.00	100.0	250.0	500.0	500.0	500.0	500.0
Ethylbenzene	1	0	Qua	1.1200	0.8269	0.8824	1.3100	0.9991	0.8650	0.7212	0.9221	---	0.956	6.43	0.986	0.998	19	20.00	5.00	2.00	50.00	100.0	250.0	500.0	500.0	500.0	500.0
1,1,2,2-Tetrachloroethane	1	0	Avg	0.7823	0.5955	0.5726	0.7647	0.6722	0.7021	0.6445	---	---	0.676	7.11	0.998	1.00	12	20.00	5.00	2.00	50.00	100.0	250.0	500.0	500.0	500.0	500.0
Bromofluorobenzene	1	0	Avg	0.7682	0.7869	0.8018	1.0064	0.8649	0.8984	0.8915	0.8077	0.7501	0.842	7.06	-1	-1	9.7	30.00	30.00	30.00	30.00	30.00	30.00	30.00	30.00	30.00	30.00
Styrene	1	0	Qua	2.6613	2.0311	1.7989	3.0483	2.4408	2.1623	1.6832	---	---	2.26	6.74	0.978	0.999	22	20.00	5.00	2.00	50.00	100.0	250.0	500.0	500.0	500.0	500.0
m&o-Xylenes	1	0	Qua	1.7464	1.4692	1.9004	1.9710	1.5191	1.3207	1.0063	1.8191	1.3343	1.57	6.50	0.973	0.999	20	40.00	10.00	4.00	100.0	200.0	500.0	1000.0	2.00	1.00	
o-Xylene	1	0	Qua	1.8444	1.3958	1.2536	1.9048	1.5146	1.3332	---	---	---	1.51	6.73	0.991	0.998	17	20.00	5.00	2.00	50.00	100.0	250.0	500.0	500.0	500.0	500.0
trans-1,4-Dichloro-2-butene	1	0	LinF	0.5147	0.3468	0.3184	0.5609	0.4610	0.4375	0.3699	---	---	0.430	7.14	0.991	0.999	21	20.00	5.00	2.00	50.00	100.0	250.0	500.0	500.0	500.0	500.0
1,3-Dichlorobenzene	1	0	Avg	2.6385	1.9762	1.9486	2.1631	2.0192	1.7616	---	---	---	2.08	7.74	0.995	0.999	14	20.00	5.00	2.00	50.00	100.0	250.0	500.0	500.0	500.0	500.0
1,4-Dichlorobenzene	1	0	Avg	2.3602	1.8489	1.9709	1.9803	1.9967	1.8980	1.6729	---	---	1.96	7.79	0.996	1.00	11	20.00	5.00	2.00	50.00	100.0	250.0	500.0	500.0	500.0	500.0
1,2-Dichlorobenzene	1	0	Avg	2.2058	1.6476	1.7172	1.8191	1.8692	1.7808	1.5755	---																

Flags

a - failed the spec criteria
b - failed the ccc criteria
c - failed the minimum correlation coeff criteria (if applicable)

Note:

Corr 1 = Correlation Coefficient for linear Eq.
Corr 2 = Correlation Coefficient for quad Eq.
Fit = Indicates whether Avg RF, Linear, or Quadratic Curve was used for compound.

0122

Level #:	Data File:	Cal Identifier:	Analysis Date/Time	Level #:	Data File:	Cal Identifier:	Analysis Date/Time
1	1M68117.	CAL @ 20 PPB	05/12/11 11:15	2	1M68112.	CAL @ 5 PPB	05/12/11 09:53
3	1M68111.	CAL @ 2 PPB	05/12/11 09:37	4	1M68116.	CAL @ 50 PPB	05/12/11 10:58
5	1M68115.	CAL @ 100 PPB	05/12/11 10:42	6	1M68114.	CAL @ 250 PPB	05/12/11 10:26
7	1M68113.	CAL @ 500 PPB	05/12/11 10:10	8	1M68110.	CAL @ 1 PPB	05/12/11 09:21
9	1M68109.	CAL @ 0.5 PPB	05/12/11 09:05				

Compound	Col	Mr	Fit:	RF1	RF2	RF3	RF4	RF5	RF6	RF7	RF8	RF9	AvgRt	RT	Corr1	Corr2	%Rsd	Calibration Level Concentrations								
													Lvl1	Lvl2	Lvl3	Lvl4	Lvl5	Lvl6	Lvl7	Lvl8	Lvl9					
p-Ethyltoluene	1	0	Qua	6.1876	4.4394	4.0204	6.3564	4.7328	4.0394	3.5267	---	---	4.767.27	0.990	0.997	23	20.00	5.00	2.00	50.00	100.0	250.0	500.0			
4-Chlorotoluene	1	0	Avg	2.8055	2.4639	2.0596	3.1403	2.5659	2.2693	---	---	---	2.557.33	0.993	0.998	15	20.00	5.00	2.00	50.00	100.0	250.0				
n-Propylbenzene	1	0	LinF	6.3988	4.7546	4.5387	6.5470	5.3111	4.8097	4.8500	---	---	5.327.20	0.994	0.998	16	20.00	5.00	2.00	50.00	100.0	250.0	1.00			
Bromobenzene	1	0	Avg	2.8705	2.4162	2.3802	3.1920	2.6192	2.4718	1.9636	---	---	2.567.16	0.983	0.999	15	20.00	5.00	2.00	50.00	100.0	250.0	500.0			
1,3,5-Trimethylbenzene	1	0	Avg	3.7683	3.2877	2.9919	4.1564	3.4053	3.0408	---	3.1587	---	3.407.29	0.994	0.998	12	20.00	5.00	2.00	50.00	100.0	250.0	1.00			
Butyl methacrylate	1	0	LinF	1.4638	0.9941	0.9141	1.5131	1.2387	1.1998	1.0231	---	---	1.197.30	0.992	0.999	19	20.00	5.00	2.00	50.00	100.0	250.0	500.0			
t-Butylbenzene	1	0	Avg	4.2603	3.0763	3.2147	3.8438	3.7901	3.3922	2.7063	3.2413	---	3.447.51	0.984	1.00	14	20.00	5.00	2.00	50.00	100.0	250.0	500.0			
1,2,4-Trimethylbenzene	1	0	Avg	4.5527	3.1935	3.0658	3.9842	3.8245	3.4694	---	3.1567	---	3.617.54	0.998	1.00	15	20.00	5.00	2.00	50.00	100.0	250.0	1.00			
sec-Butylbenzene	1	0	LinF	5.9186	4.0354	4.0864	4.9694	4.9388	4.5015	---	3.9001	---	4.627.65	0.998	1.00	15	20.00	5.00	2.00	50.00	100.0	250.0	1.00			
4-Isopropyltoluene	1	0	Avg	4.9513	3.5035	3.2452	4.2064	4.0386	3.4729	---	3.5308	---	3.857.73	0.995	1.00	15	20.00	5.00	2.00	50.00	100.0	250.0	1.00			
n-Butylbenzene	1	0	Avg	5.7684	4.1156	4.1468	5.0114	4.8351	4.3183	---	3.9528	---	4.597.98	0.997	1.00	14	20.00	5.00	2.00	50.00	100.0	250.0	1.00			
p-Diethylbenzene	1	0	Avg	2.5010	1.8228	1.8308	2.3169	2.3219	2.0908	1.7259	---	---	2.097.96	0.988	1.00	14	20.00	5.00	2.00	50.00	100.0	250.0	500.0			
1,2,4,5-Tetramethylber	1	0	LinF	3.3028	2.5066	2.3037	3.8249	3.8497	3.6018	---	---	---	3.238.47	0.999	1.00	21	20.00	5.00	2.00	50.00	100.0	250.0				
1,2-Dibromo-3-Chloroo	1	0	Avg	0.1225	0.1102	0.1230	0.1309	0.1410	0.1501	0.1428	---	---	0.1328.51	0.999	1.00	11	20.00	5.00	2.00	50.00	100.0	250.0	500.0			
Camphor	1	0	LinF	0.0422	0.0306	0.0149	0.0534	0.0595	0.0604	---	---	0.0138	0.0393	0.999	1.00	51	20.00	50.00	20.00	500.0	100.0	250.0	5.00			
Hexachlorobutadiene	1	0	Avg	1.0472	1.3592	1.4025	1.4910	1.5123	1.2908	---	---	---	1.359.16	0.994	0.999	13	20.00	5.00	2.00	50.00	100.0	250.0				
1,2,4-Trichlorobenzene	1	0	Avg	1.4013	1.3473	1.3342	1.6637	1.6784	1.5445	1.0771	---	---	1.449.07	0.958	0.999	15	20.00	5.00	2.00	50.00	100.0	250.0	500.0			
1,2,3-Trichlorobenzene	1	0	Avg	1.2241	1.1356	1.1963	1.4579	1.4588	1.3562	0.9674	---	---	1.269.39	0.963	0.999	14	20.00	5.00	2.00	50.00	100.0	250.0	500.0			
Naphthalene	1	0	LinF	1.7886	1.4262	1.1755	2.2420	2.2582	2.1802	---	1.3192	---	1.779.23	0.999	1.00	26	20.00	5.00	2.00	50.00	100.0	250.0	1.00			

Flags

a - failed the spec criteria * - ccc compound
 b - failed the ccc criteria ** - spec compound
 c - failed the minimum correlation coeff criteria (if applicable)

Note:

Avg Rsd: 15.9
 Corr 1 = Correlation Coefficient for linear Eq.
 Corr 2 = Correlation Coefficient for quad Eq.
 Fit = Indicates whether Avg Rt, Linear, or Quadratic Curve was used for compound.

SampleID : CAL @ 20 PPB
 Data File: 1M68117.D
 Acq On : 05/12/11 11:15

Operator : WP
 Sam Mult : 1 Vial# : 10
 Misc : S,5g

Qt Meth : 1M_S0512.M
 Qt On : 05/12/11 11:32
 Qt Upd On: 05/12/11 11:31

Data Path : G:\GcMsData\2011\GCMS_1\Data\05-12-11\
 Qt Path : G:\GcMsData\2011\GCMS_1\MethodQt\
 Qt Resp Via : Initial Calibration

Compound	R.T.	QIon	Response	Conc	Units	Dev(Min)

Internal Standards						
4) Fluorobenzene	4.529	96	104790	30.00	ug/l	0.00
52) Chlorobenzene-d5	6.349	117	89897	30.00	ug/l	-0.01
70) 1,4-Dichlorobenzene-d4	7.766	152	60865	30.00	ug/l	0.00
System Monitoring Compounds						
36) Dibromofluoromethane	4.076	111	30701	31.09	ug/l	0.00
Spiked Amount 30.000			Recovery	= 103.63%		
38) 1,2-Dichloroethane-d4	4.303	67	15210	32.34	ug/l	-0.01
Spiked Amount 30.000			Recovery	= 107.80%		
66) Toluene-d8	5.483	98	117808	30.43	ug/l	-0.01
Spiked Amount 30.000			Recovery	= 101.43%		
76) Bromofluorobenzene	7.047	174	46761	27.21	ug/l	-0.01
Spiked Amount 30.000			Recovery	= 90.70%		
Target Compounds						Qvalue
5) Chlorodifluoromethane	1.343	51	71325	33.0097	ug/l	78
6) Dichlorodifluoromethane	1.343	85	54535	27.9643	ug/l	85
7) Chloromethane	1.461	50	45748	28.5157	ug/l	79
8) Bromomethane	1.779	94	20520	26.5616	ug/l	95
9) Vinyl Chloride	1.545	62	33703	25.5119	ug/l	93
10) Chloroethane	1.846	64	18492	22.7884	ug/l	89
11) Trichlorofluoromethane	2.014	101	74466	31.4419	ug/l	81
12) Ethyl ether	2.227	59	23059	25.6709	ug/l	81
13) Furan	2.247	39	76136	21.9544	ug/l	98
14) 1,1,2-Trichloro-1,2,2-...	2.394	101	35973	31.8961	ug/l	91
15) Methylene Chloride	2.738	84	32802	22.2120	ug/l	96
16) Acrolein	2.306	56	13523	164.1421	ug/l	87
17) Acrylonitrile	2.916	53	5986	33.0366	ug/l	68
18) Iodomethane	2.512	142	40970	21.5164	ug/l	91
19) Acetone	2.424	43	27501	126.7423	ug/l	90
20) Carbon Disulfide	2.571	76	112450	24.8702	ug/l	100
21) t-Butyl Alcohol	2.797	59	5832	150.4989	ug/l	95
22) n-Hexane	3.171	57	43251	28.6529	ug/l	79
23) Di-isopropyl-ether	3.329	45	110484	27.3283	ug/l	100
24) 1,1-Dichloroethene	2.394	61	59539	25.2871	ug/l	93
25) Methyl Acetate	2.660	43	21424	34.9506	ug/l	100
26) Methyl-t-butyl ether	2.955	73	66087	31.7179	ug/l	67
27) 1,1-Dichloroethane	3.270	63	68921	26.3257	ug/l	97
28) trans-1,2-Dichloroethene	2.955	96	35656	25.0766	ug/l	87
29) cis-1,2-Dichloroethene	3.732	61	60266	23.3803	ug/l	72
30) Bromochloromethane	3.909	49	28797	25.7608	ug/l	81
31) 2,2-Dichloropropane	3.742	77	50469	22.8119	ug/l	92
32) Ethyl acetate	3.781	43	18414	25.5329	ug/l	92
33) 1,4-Dioxane	4.962	88	11472	1823.1668	ug/l	93
34) 1,1-Dichloropropene	4.224	75	58443	26.9354	ug/l	92
35) Chloroform	3.958	83	68671	24.6735	ug/l	83
37) Cyclohexane	4.165	56	63010	30.2788	ug/l	94
39) 1,2-Dichloroethane	4.352	62	48331	25.6858	ug/l	100
40) 2-Butanone	3.732	43	8197	25.8581	ug/l	87
41) 1,1,1-Trichloroethane	4.116	97	72081	27.0662	ug/l	91
42) Carbon Tetrachloride	4.234	117	55835	23.9438	ug/l	97
43) Vinyl Acetate	3.329	43	73756	20.8060	ug/l	100
44) Heptane	4.519	43	85538	1058.3696	ug/l	96
45) Bromodichloromethane	5.041	83	51898	24.3099	ug/l	92
46) Methylcyclohexane	4.883	83	64286	31.1529	ug/l	96
47) Dibromomethane	4.962	174	23318	25.2376	ug/l	90
48) 1,2-Dichloropropane	4.883	63	38760	27.3544	ug/l	94
49) Trichloroethene	4.755	130	43556	25.0781	ug/l	87
50) Benzene	4.352	78	141502	25.4561	ug/l	100
51) tert-Amyl methyl ether	4.421	73	71079	26.6825	ug/l	81
53) Iso-propylacetate	4.372	43	37136	24.2614	ug/l	94
54) Methyl methacrylate	4.932	41	22372	25.3385	ug/l	88
55) Dibromochloromethane	5.995	129	35534	25.0009	ug/l	85
56) 2-Chloroethylvinylether	5.208	63	14121	24.5852	ug/l	84
57) cis-1,3-Dichloropropene	5.316	75	53205	24.3271	ug/l	93
58) trans-1,3-Dichloropropene	5.631	75	44566	25.0171	ug/l	91
59) Ethyl methacrylate	5.670	41	26792	26.3642	ug/l	81
60) 1,1,2-Trichloroethane	5.749	97	26373	25.9613	ug/l	89
61) 1,2-Dibromoethane	6.074	107	26014	25.0600	ug/l	87
62) 1,3-Dichloropropane	5.847	76	48346	26.5983	ug/l	99
63) 4-Methyl-2-Pentanone	5.395	43	20645	23.6369	ug/l	91
64) 2-Hexanone	5.887	43	15648	30.0113	ug/l	96
65) Tetrachloroethene	5.857	164	44318	26.4737	ug/l	82
67) Toluene	5.523	92	104970	24.5318	ug/l	97

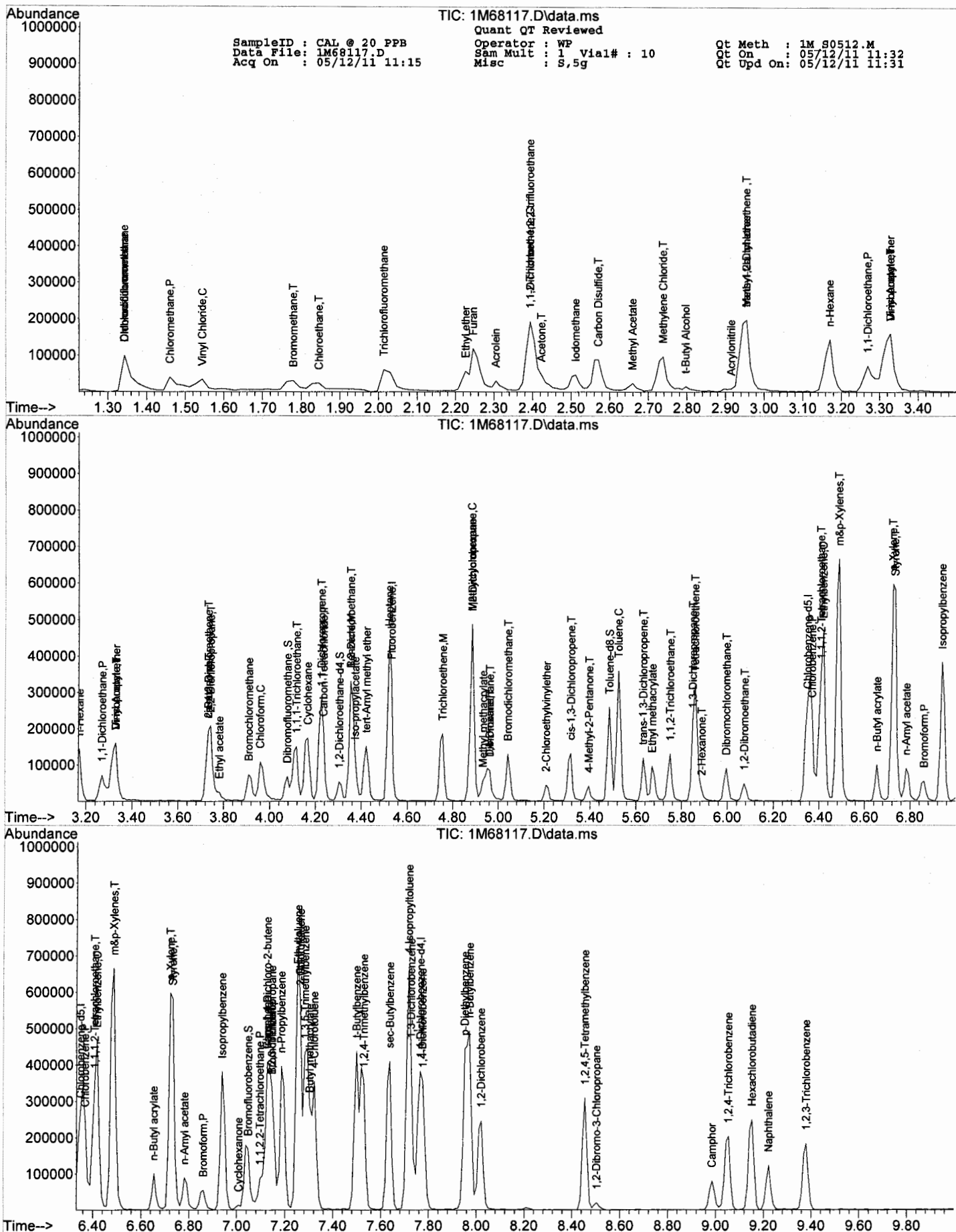
Quantitation Report (QT Reviewed)

SampleID : CAL @ 20 PPB Operator : WP Qt Meth : 1M_S0512.M
 Data File: 1M68117.D Sam Mult : 1 Vial# : 10 Qt On : 05/12/11 11:32
 Acq On : 05/12/11 11:15 Misc : S,5g Qt Upd On: 05/12/11 11:31

Data Path : G:\GcMsData\2011\GCMS_1\Data\05-12-11\
 Qt Path : G:\GcMsData\2011\GCMS_1\MethodQt\
 Qt Resp Via : Initial Calibration

Compound	R.T.	QIon	Response	Conc	Units	Dev(Min)
68) 1,1,1,2-Tetrachloroethane	6.408	133	39027	26.2242	ug/l	71
69) Chlorobenzene	6.369	112	112334	25.8642	ug/l	94
71) n-Butyl acrylate	6.654	55	45743	22.4514	ug/l	95
72) n-Amyl acetate	6.782	43	42180	21.9394	ug/l	80
73) Bromoform	6.861	173	22462	22.4647	ug/l	96
74) Ethylbenzene	6.418	106	45448	22.8097	ug/l	98
75) 1,1,2,2-Tetrachloroethane	7.097	83	31746	23.1554	ug/l	97
77) Styrene	6.733	104	107987	22.6718	ug/l	96
78) m&p-Xylenes	6.487	106	141727	44.3577	ug/l	94
79) o-Xylene	6.723	106	74840	25.2904	ug/l	74
80) trans-1,4-Dichloro-2-b...	7.126	53	20888	22.9501	ug/l	98
81) 1,3-Dichlorobenzene	7.726	146	107063	27.0485	ug/l	89
82) 1,4-Dichlorobenzene	7.775	146	95771	23.8791	ug/l	93
83) 1,2-Dichlorobenzene	8.021	146	89507	24.3218	ug/l	89
84) Isopropylbenzene	6.939	105	196331	23.7090	ug/l	94
85) Cyclohexanone	7.008	55	4912	126.3856	ug/l	68
86) Camphene	7.126	93	81415	23.7539	ug/l	96
87) 1,2,3-Trichloropropane	7.146	75	41137	24.4903	ug/l	83
88) 2-Chlorotoluene	7.264	91	110580	21.9577	ug/l	95
89) p-Ethyltoluene	7.254	105	251072	24.0736	ug/l	83
90) 4-Chlorotoluene	7.323	91	113840	23.5917	ug/l	91
91) n-Propylbenzene	7.185	91	259644	25.0424	ug/l	98
92) Bromobenzene	7.146	77	116477	22.1018	ug/l	84
93) 1,3,5-Trimethylbenzene	7.284	105	152907	23.4401	ug/l	98
94) Butyl methacrylate	7.303	41	59398	23.0523	ug/l	65
95) t-Butylbenzene	7.500	119	172869	25.1254	ug/l	85
96) 1,2,4-Trimethylbenzene	7.530	105	184734	26.2179	ug/l	86
97) sec-Butylbenzene	7.638	105	240160	26.8900	ug/l	93
98) 4-Isopropyltoluene	7.716	119	200910	27.7579	ug/l	94
99) n-Butylbenzene	7.972	91	234063	26.2740	ug/l	96
100) p-Diethylbenzene	7.953	119	101485	21.8116	ug/l	92
101) 1,2,4,5-Tetramethylben...	8.454	119	134018	18.0662	ug/l	93
102) 1,2-Dibromo-3-Chloropr...	8.503	157	4974	21.9601	ug/l	70
103) Camphor	8.986	95	17157	225.4066	ug/l	97
104) Hexachlorobutadiene	9.153	225	42495	16.2596	ug/l	82
105) 1,2,4-Trichlorobenzene	9.054	180	56863	21.1223	ug/l	94
106) 1,2,3-Trichlorobenzene	9.379	180	49673	20.6621	ug/l	89
107) Naphthalene	9.222	128	72579	22.4936	ug/l	100

(#) = qualifier out of range (m) = manual integration (+) = signals summed



SampleID : CAL @ 5 PPB
Data File: 1M68112.D
Acq On : 05/12/11 09:53

Operator : WP
Sam Mult : 1 Vial# : 5
Misc : S,5g

Qt Meth : 1M_S0512.M
Qt On : 05/12/11 11:32
Qt Upd On: 05/12/11 11:31

Data Path : G:\GCMSData\2011\GCMS_1\Data\05-12-11\
Qt Path : G:\GCMSData\2011\GCMS_1\MethodQt\
Qt Resp Via : Initial Calibration

Compound	R.T.	QIon	Response	Conc	Units	Dev(Min)

Internal Standards						
4) Fluorobenzene	4.530	96	158262	30.00	ug/l	0.00
52) Chlorobenzene-d5	6.350	117	111572	30.00	ug/l	0.00
70) 1,4-Dichlorobenzene-d4	7.767	152	64754	30.00	ug/l	0.00
System Monitoring Compounds						
36) Dibromofluoromethane	4.087	111	43169	28.94	ug/l	0.00
Spiked Amount 30.000			Recovery =	96.47%		
38) 1,2-Dichloroethane-d4	4.314	67	22091	31.10	ug/l	0.00
Spiked Amount 30.000			Recovery =	103.67%		
66) Toluene-d8	5.484	98	160800	33.47	ug/l	0.00
Spiked Amount 30.000			Recovery =	111.57%		
76) Bromofluorobenzene	7.048	174	50959	27.87	ug/l	0.00
Spiked Amount 30.000			Recovery =	92.90%		
Target Compounds						Qvalue
5) Chlorodifluoromethane	1.360	51	20579	6.3062	ug/l	96
6) Dichlorodifluoromethane	1.360	85	11768	3.9955	ug/l	91
7) Chloromethane	1.478	50	12607	5.2032	ug/l	85
8) Bromomethane	1.780	94	6367	5.4570	ug/l	100
9) Vinyl Chloride	1.562	62	9280	4.6512	ug/l	88
10) Chloroethane	1.847	64	6393	5.2165	ug/l	83
11) Trichlorofluoromethane	2.031	101	18331	5.1248	ug/l	81
12) Ethyl ether	2.238	59	5793	4.2702	ug/l	77
13) Furan	2.267	39	20152	3.8476	ug/l	96
14) 1,1,2-Trichloro-1,2,2-...	2.405	101	9996	5.8685	ug/l	91
15) Methylene Chloride	2.749	84	10805	4.8446	ug/l	78
16) Acrolein	2.326	56	3686	29.6241	ug/l	96
17) Acrylonitrile	2.917	53	926	3.3839	ug/l	92
18) Iodomethane	2.523	142	11688	4.0643	ug/l	91
19) Acetone	2.444	43	8776	26.7801	ug/l	100
20) Carbon Disulfide	2.582	76	29226	4.2799	ug/l	100
21) t-Butyl Alcohol	2.818	59	1375	23.4943	ug/l	50
22) n-Hexane	3.182	57	12031	5.2774	ug/l	75
23) Di-isopropyl-ether	3.330	45	29382	4.8121	ug/l	98
24) 1,1-Dichloroethene	2.405	61	15607	4.3889	ug/l	95
25) Methyl Acetate	2.671	43	6218	6.7166	ug/l	100
26) Methyl-t-butyl ether	2.956	73	15831	5.0308	ug/l	72
27) 1,1-Dichloroethane	3.281	63	17274	4.3688	ug/l	100
28) trans-1,2-Dichloroethene	2.966	96	9902	4.6111	ug/l	70
29) cis-1,2-Dichloroethene	3.743	61	17327	4.4509	ug/l	92
30) Bromochloromethane	3.920	49	7272	4.3073	ug/l	83
31) 2,2-Dichloropropane	3.753	77	15223	4.5560	ug/l	98
32) Ethyl acetate	3.792	43	4727m	4.3399	ug/l	
33) 1,4-Dioxane	5.051	88	119	12.5221	ug/l	42
34) 1,1-Dichloropropene	4.225	75	12914	3.9409	ug/l	97
35) Chloroform	3.969	83	19899	4.7340	ug/l	80
37) Cyclohexane	4.176	56	16273	5.1777	ug/l	89
39) 1,2-Dichloroethane	4.363	62	14178	4.9891	ug/l	79
40) 2-Butanone	3.753	43	2093m	4.3717	ug/l	
41) 1,1,1-Trichloroethane	4.117	97	18638	4.6339	ug/l	100
42) Carbon Tetrachloride	4.235	117	17874	5.0752	ug/l	84
43) Vinyl Acetate	3.330	43	19504	3.6430	ug/l	100
44) Heptane	4.530	43	20078	164.4909	ug/l	# 74
45) Bromodichloromethane	5.051	83	13926	4.3192	ug/l	96
46) Methylcyclohexane	4.894	83	14815	4.7536	ug/l	95
47) Dibromomethane	4.963	174	7109	5.0946	ug/l	86
48) 1,2-Dichloropropane	4.894	63	10090	4.7150	ug/l	97
49) Trichloroethene	4.756	130	11866	4.5237	ug/l	88
50) Benzene	4.363	78	42757	5.0931	ug/l	100
51) tert-Amyl methyl ether	4.432	73	15931	3.9598	ug/l	94
53) Iso-propylacetate	4.382	43	9555	5.0297	ug/l	97
54) Methyl methacrylate	4.943	41	4852	4.4278	ug/l	76
55) Dibromochloromethane	5.996	129	9494	5.3821	ug/l	93
56) 2-Chloroethylvinylether	5.219	63	2008	2.8168	ug/l	91
57) cis-1,3-Dichloropropene	5.317	75	11836	4.3605	ug/l	92
58) trans-1,3-Dichloropropene	5.642	75	10317	4.6664	ug/l	91
59) Ethyl methacrylate	5.681	41	5604	4.4432	ug/l	64
60) 1,1,2-Trichloroethane	5.750	97	7055	5.5957	ug/l	91
61) 1,2-Dibromoethane	6.084	107	6362	4.9381	ug/l	85
62) 1,3-Dichloropropane	5.858	76	13455	5.9644	ug/l	99
63) 4-Methyl-2-Pentanone	5.396	43	4644	4.2841	ug/l	93
64) 2-Hexanone	5.888	43	3036	4.6916	ug/l	89
65) Tetrachloroethene	5.868	164	12885	6.2017	ug/l	94
67) Toluene	5.533	92	28837	5.4301	ug/l	99

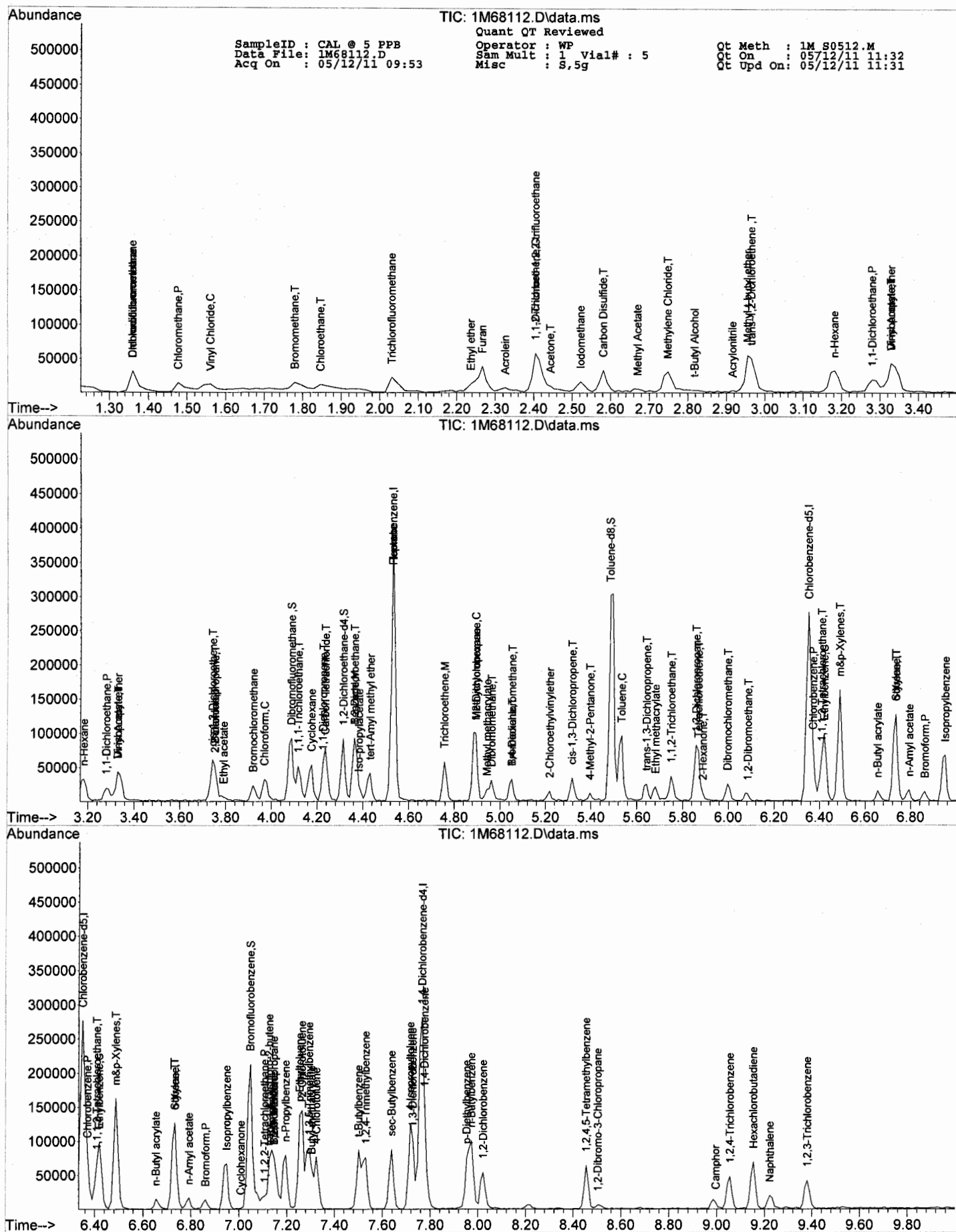
Quantitation Report (QT Reviewed)

SampleID : CAL @ 5 PPB Operator : WP Qt Meth : 1M_S0512.M
 Data File: 1M68112.D Sam Mult : 1 Vial# : 5 Qt On : 05/12/11 11:32
 Acq On : 05/12/11 09:53 Misc : S,5g Qt Upd On: 05/12/11 11:31

Data Path : G:\GcMsData\2011\GCMS_1\Data\05-12-11\
 Qt Path : G:\GcMsData\2011\GCMS_1\MethodQt\
 Qt Resp Via : Initial Calibration

Compound	R.T.	QIon	Response	Conc	Units	Dev(Min)
68) 1,1,1,2-Tetrachloroethane	6.409	133	8774	4.7503	ug/l	70
69) Chlorobenzene	6.370	112	24557	4.5557	ug/l	99
71) n-Butyl acrylate	6.655	55	7730	3.5661	ug/l	92
72) n-Amyl acetate	6.793	43	6752	3.3011	ug/l	78
73) Bromoform	6.862	173	4815	4.5264	ug/l	90
74) Ethylbenzene	6.419	106	8925	4.2103	ug/l	99
75) 1,1,2,2-Tetrachloroethane	7.107	83	6427	4.4063	ug/l	90
77) Styrene	6.734	104	21921	4.3259	ug/l	97
78) m&p-Xylenes	6.488	106	31714	9.3297	ug/l	92
79) o-Xylene	6.734	106	15064	4.7848	ug/l	68
80) trans-1,4-Dichloro-2-b...	7.127	53	3743	3.8655	ug/l	97
81) 1,3-Dichlorobenzene	7.727	146	21328	5.0647	ug/l	87
82) 1,4-Dichlorobenzene	7.776	146	19954	4.6764	ug/l	97
83) 1,2-Dichlorobenzene	8.022	146	17782	4.5417	ug/l	87
84) Isopropylbenzene	6.950	105	36436	4.1358	ug/l	93
85) Cyclohexanone	7.009	55	650	15.7200	ug/l	75
86) Camphene	7.137	93	15607	4.2801	ug/l	98
87) 1,2,3-Trichloropropane	7.147	75	8621	4.8241	ug/l	88
88) 2-Chlorotoluene	7.265	91	29456	5.4978	ug/l	93
89) p-Ethyltoluene	7.255	105	47912	4.3181	ug/l	65
90) 4-Chlorotoluene	7.324	91	26592	5.1798	ug/l	97
91) n-Propylbenzene	7.196	91	51314	4.6519	ug/l	94
92) Bromobenzene	7.147	77	26077	4.6510	ug/l	84
93) 1,3,5-Trimethylbenzene	7.294	105	35482	5.1126	ug/l	51
94) Butyl methacrylate	7.304	41	10729	3.9138	ug/l	74
95) t-Butylbenzene	7.501	119	33201	4.5357	ug/l	86
96) 1,2,4-Trimethylbenzene	7.531	105	34466	4.5977	ug/l	81
97) sec-Butylbenzene	7.639	105	43552	4.5835	ug/l	98
98) 4-Isopropyltoluene	7.717	119	37811	4.9103	ug/l	91
99) n-Butylbenzene	7.973	91	44417	4.6864	ug/l	96
100) p-Diethylbenzene	7.954	119	19673	3.9743	ug/l	89
101) 1,2,4,5-Tetramethylben...	8.455	119	27053	3.4278	ug/l	88
102) 1,2-Dibromo-3-Chloropr...	8.504	157	1190	4.9383	ug/l	63
103) Camphor	8.996	95	3304	40.8006	ug/l	77
104) Hexachlorobutadiene	9.154	225	14669	5.2756	ug/l	98
105) 1,2,4-Trichlorobenzene	9.055	180	14541	5.0770	ug/l	93
106) 1,2,3-Trichlorobenzene	9.380	180	12256	4.7919	ug/l	92
107) Naphthalene	9.223	128	15392	4.4838	ug/l	100

(#) = qualifier out of range (m) = manual integration (+) = signals summed



SampleID : CAL @ 2 PPB
Data File: 1M68111.D
Acq On : 05/12/11 09:37

Operator : WP
Sam Mult : 1 Vial# : 5
Misc : S,5g

Qt Meth : 1M_S0512.M
Qt On : 05/12/11 11:32
Qt Upd On: 05/12/11 11:31

Data Path : G:\GCMSData\2011\GCMS_1\Data\05-12-11\
Qt Path : G:\GCMSData\2011\GCMS_1\MethodQt\
Qt Resp Via : Initial Calibration

Compound	R.T.	QIon	Response	Conc	Units	Dev(Min)
Internal Standards						
4) Fluorobenzene	4.530	96	142552	30.00	ug/l	0.00
52) Chlorobenzene-d5	6.350	117	119709	30.00	ug/l	0.00
70) 1,4-Dichlorobenzene-d4	7.767	152	62552	30.00	ug/l	0.00
System Monitoring Compounds						
36) Dibromofluoromethane	4.078	111	41647	31.00	ug/l	0.00
Spiked Amount 30.000			Recovery	=	103.33%	
38) 1,2-Dichloroethane-d4	4.314	67	21083	32.95	ug/l	0.00
Spiked Amount 30.000			Recovery	=	109.83%	
66) Toluene-d8	5.495	98	145098	28.15	ug/l	0.00
Spiked Amount 30.000			Recovery	=	93.83%	
76) Bromofluorobenzene	7.049	174	50158	28.40	ug/l	0.00
Spiked Amount 30.000			Recovery	=	94.67%	
Target Compounds						
					Qvalue	
5) Chlorodifluoromethane	1.360	51	16382	5.5733	ug/l	66
6) Dichlorodifluoromethane	1.360	85	5573	2.1007	ug/l	93
7) Chloromethane	1.478	50	5209	2.3868	ug/l	89
8) Bromomethane	1.780	94	2743	2.6101	ug/l	89
9) Vinyl Chloride	1.545	62	3541	1.9704	ug/l	56
10) Chloroethane	1.847	64	2294	2.0781	ug/l	69
11) Trichlorofluoromethane	2.031	101	8219	2.5510	ug/l	81
12) Ethyl ether	2.238	59	2020	1.6531	ug/l	86
13) Furan	2.268	39	6274	1.3299	ug/l	88
14) 1,1,2-Trichloro-1,2,2-...	2.396	101	3245	2.1151	ug/l	85
15) Methylene Chloride	2.740	84	3939	1.9607	ug/l	81
16) Acrolein	2.327	56	1123	10.0201	ug/l	56
17) Acrylonitrile	2.917	53	475	1.9271	ug/l	# 7
18) Iodomethane	2.514	142	4323	1.6689	ug/l	88
19) Acetone	0.000		0	N.D. d		
20) Carbon Disulfide	2.583	76	10585	1.7209	ug/l	100
21) t-Butyl Alcohol	2.809	59	571	10.8317	ug/l	# 1
22) n-Hexane	3.183	57	4506	2.1944	ug/l	75
23) Di-isopropyl-ether	3.330	45	9887	1.7977	ug/l	99
24) 1,1-Dichloroethene	2.405	61	5997	1.8723	ug/l	93
25) Methyl Acetate	2.661	43	3066	3.6768	ug/l	100
26) Methyl-t-butyl ether	2.956	73	4865	1.7164	ug/l	77
27) 1,1-Dichloroethane	3.281	63	5207	1.4620	ug/l	91
28) trans-1,2-Dichloroethene	2.956	96	3336	1.7247	ug/l	86
29) cis-1,2-Dichloroethene	3.743	61	5841	1.6658	ug/l	92
30) Bromochloromethane	3.920	49	3463	2.2773	ug/l	71
31) 2,2-Dichloropropane	3.753	77	5254	1.7457	ug/l	86
32) Ethyl acetate	3.793	43	2437	2.4840	ug/l	92
33) 1,4-Dioxane	4.973	88	1092	127.5723	ug/l	86
34) 1,1-Dichloropropene	4.225	75	4570	1.5483	ug/l	96
35) Chloroform	3.970	83	6922	1.8282	ug/l	100
37) Cyclohexane	4.166	56	5095	1.7998	ug/l	97
39) 1,2-Dichloroethane	4.363	62	4959	1.9374	ug/l	89
40) 2-Butanone	0.000		0	N.D. d		
41) 1,1,1-Trichloroethane	4.117	97	6754	1.8643	ug/l	90
42) Carbon Tetrachloride	4.235	117	5243	1.6528	ug/l	64
43) Vinyl Acetate	3.330	43	6334	1.3135	ug/l	100
44) Heptane	4.530	43	7317	66.5515	ug/l	# 44
45) Bromodichloromethane	5.052	83	4513	1.5540	ug/l	96
46) Methylcyclohexane	4.894	83	5186	1.8474	ug/l	89
47) Dibromomethane	4.963	174	2575	2.0487	ug/l	98
48) 1,2-Dichloropropane	4.885	63	4035	2.0933	ug/l	77
49) Trichloroethene	4.757	130	4484	1.8978	ug/l	96
50) Benzene	4.363	78	14478	1.9146	ug/l	100
51) tert-Amyl methyl ether	4.432	73	5527	1.5252	ug/l	97
53) Iso-propylacetate	4.383	43	3301	1.6195	ug/l	75
54) Methyl methacrylate	4.944	41	1581	1.3447	ug/l	73
55) Dibromochloromethane	5.996	129	3608	1.9063	ug/l	83
56) 2-Chloroethylvinylether	5.219	63	1316	1.7206	ug/l	75
57) cis-1,3-Dichloropropene	5.317	75	3835	1.3168	ug/l	89
58) trans-1,3-Dichloropropene	5.642	75	3826	1.6129	ug/l	90
59) Ethyl methacrylate	5.681	41	1689	1.2481	ug/l	# 53
60) 1,1,2-Trichloroethane	5.750	97	2572	1.9013	ug/l	72
61) 1,2-Dibromoethane	6.075	107	2110	1.5264	ug/l	94
62) 1,3-Dichloropropane	5.859	76	4404	1.8195	ug/l	92
63) 4-Methyl-2-Pentanone	5.396	43	2477	2.1297	ug/l	84
64) 2-Hexanone	5.888	43	1013	1.4590	ug/l	78
65) Tetrachloroethene	5.868	164	3476	1.5593	ug/l	71
67) Toluene	5.534	92	9713	1.7047	ug/l	89

SampleID : CAL @ 2 PPB
 Data File: 1M68111.D
 Acq On : 05/12/11 09:37

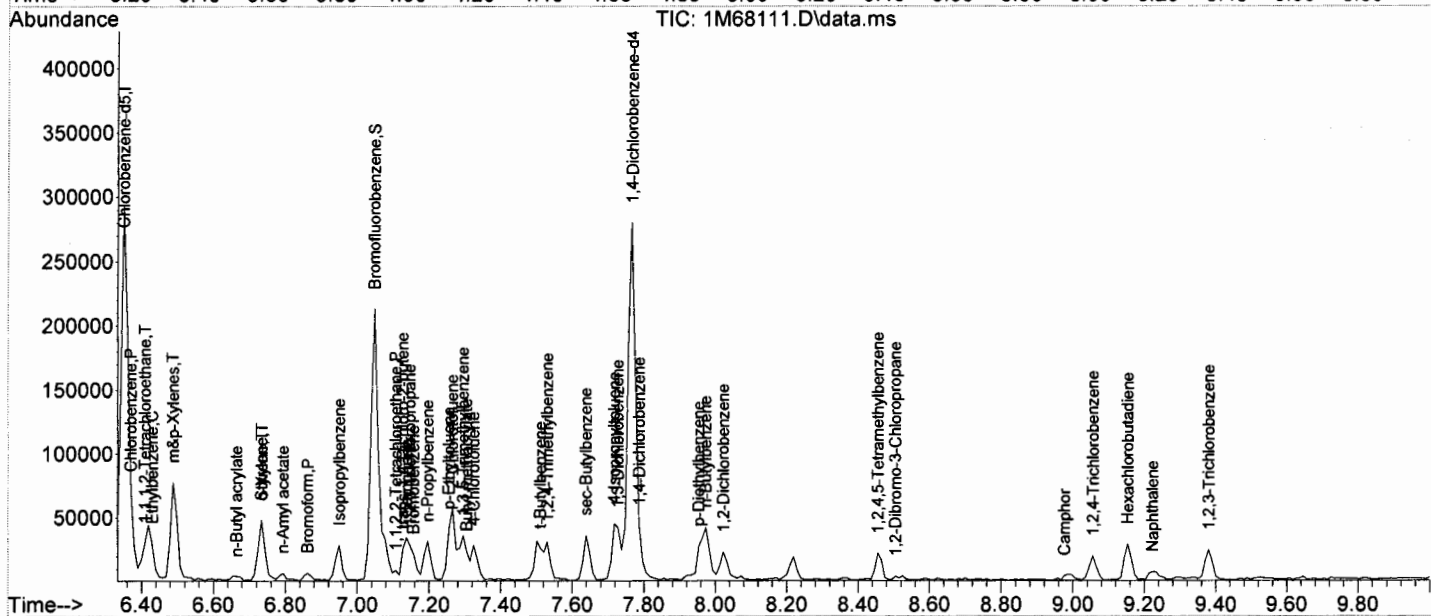
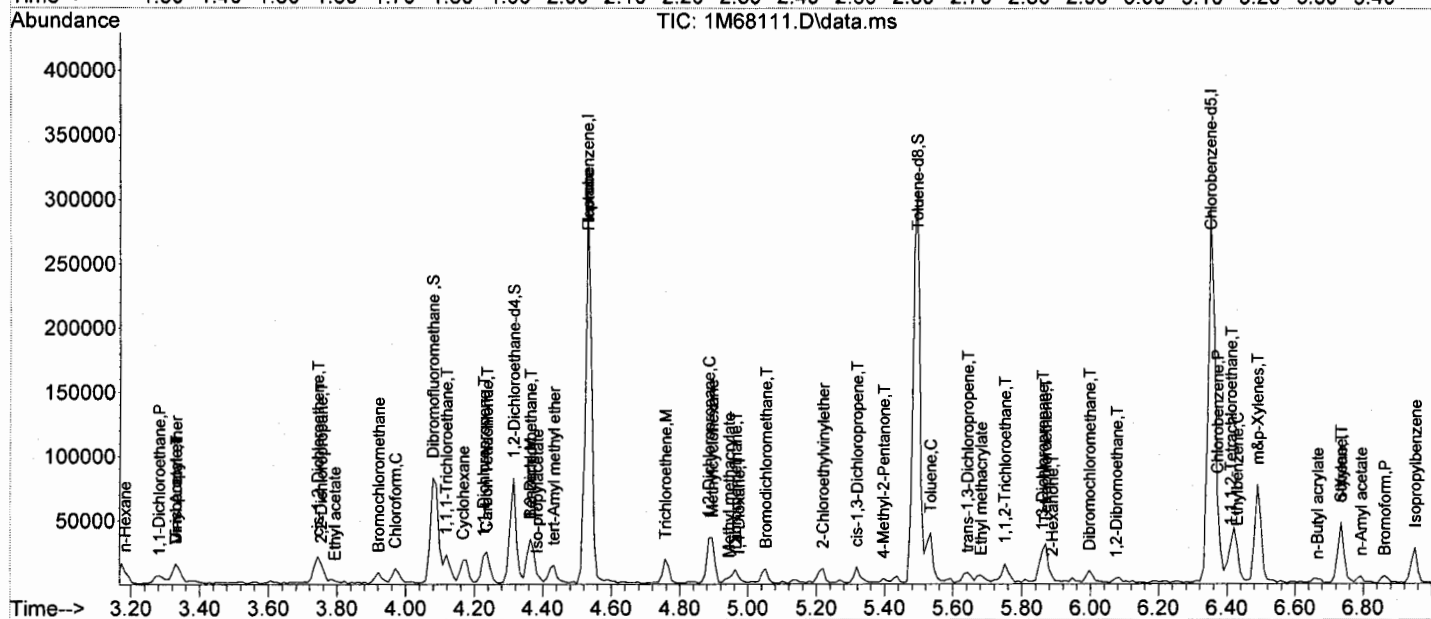
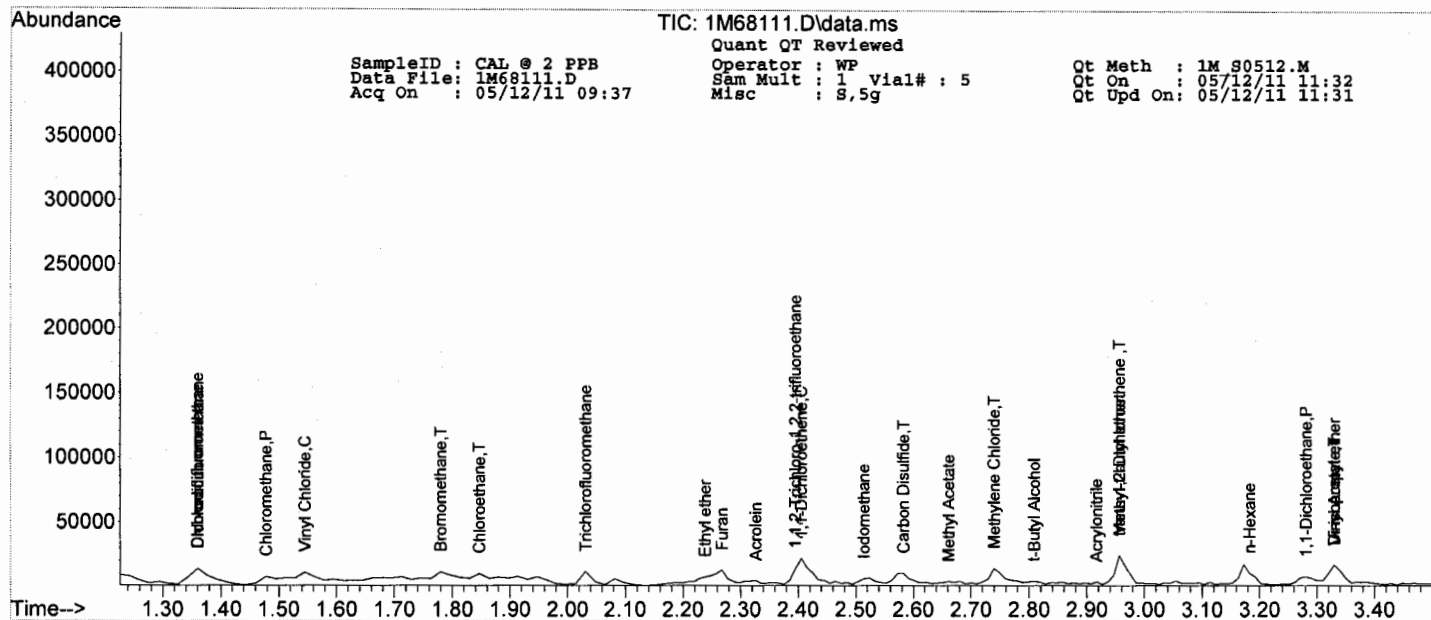
Operator : WP
 Sam Mult : 1 Vial# : 5
 Misc : S,5g

Qt Meth : 1M_S0512.M
 Qt On : 05/12/11 11:32
 Qt Upd On: 05/12/11 11:31

Data Path : G:\GcMsData\2011\GCMS_1\Data\05-12-11\
 Qt Path : G:\GcMsData\2011\GCMS_1\MethodQt\
 Qt Resp Via : Initial Calibration

Compound	R.T.	QIon	Response	Conc	Units	Dev(Min)
68) 1,1,1,2-Tetrachloroethane	6.409	133	3664	1.8489	ug/l	78
69) Chlorobenzene	6.370	112	11296	1.9531	ug/l	89
71) n-Butyl acrylate	6.665	55	2126	1.0153	ug/l	87
72) n-Amyl acetate	6.793	43	2461	1.2455	ug/l	72
73) Bromoform	6.862	173	2175	2.1166	ug/l	86
74) Ethylbenzene	6.429	106	3680	1.7971	ug/l	71
75) 1,1,2,2-Tetrachloroethane	7.108	83	2388	1.6948	ug/l	73
77) Styrene	6.734	104	7502	1.5326	ug/l	98
78) m&p-Xylenes	6.488	106	15850	4.8269	ug/l	99
79) o-Xylene	6.734	106	5228	1.7190	ug/l	94
80) trans-1,4-Dichloro-2-b...	7.128	53	1328	1.4198	ug/l	92
81) 1,3-Dichlorobenzene	7.728	146	8126	1.9976	ug/l #	72
82) 1,4-Dichlorobenzene	7.787	146	8219	1.9940	ug/l	95
83) 1,2-Dichlorobenzene	8.023	146	7161	1.8934	ug/l	89
84) Isopropylbenzene	6.951	105	12440	1.4617	ug/l	97
85) Cyclohexanone	0.000		0	N.D. d		
86) Camphene	7.137	93	6281	1.7831	ug/l	92
87) 1,2,3-Trichloropropane	7.147	75	3120	1.8073	ug/l	88
88) 2-Chlorotoluene	7.265	91	10036	1.9391	ug/l	98
89) p-Ethyltoluene	7.256	105	16766	1.5642	ug/l	81
90) 4-Chlorotoluene	7.324	91	8589	1.7319	ug/l	89
91) n-Propylbenzene	7.197	91	18927	1.7763	ug/l	100
92) Bromobenzene	7.157	77	9926	1.8327	ug/l	79
93) 1,3,5-Trimethylbenzene	7.295	105	12477	1.8611	ug/l	97
94) Butyl methacrylate	7.305	41	3812	1.4395	ug/l	91
95) t-Butylbenzene	7.511	119	13406	1.8959	ug/l	80
96) 1,2,4-Trimethylbenzene	7.531	105	12785	1.7655	ug/l	85
97) sec-Butylbenzene	7.639	105	17041	1.8566	ug/l	94
98) 4-Isopropyltoluene	7.718	119	13533	1.8193	ug/l	92
99) n-Butylbenzene	7.974	91	17293	1.8888	ug/l	95
100) p-Diethylbenzene	7.954	119	7635	1.5967	ug/l	90
101) 1,2,4,5-Tetramethylben...	8.456	119	9607	1.2601	ug/l	92
102) 1,2-Dibromo-3-Chloropr...	8.505	157	513	2.2038	ug/l	24
103) Camphor	8.977	95	623	7.9642	ug/l	78
104) Hexachlorobutadiene	9.154	225	5849	2.1776	ug/l	94
105) 1,2,4-Trichlorobenzene	9.056	180	5564	2.0111	ug/l	95
106) 1,2,3-Trichlorobenzene	9.381	180	4989	2.0193	ug/l	92
107) Naphthalene	9.223	128	4902	1.4782	ug/l	100

(#) = qualifier out of range (m) = manual integration (+) = signals summed



SampleID : CAL @ 50 PPB
Data File: 1M68116.D
Acq On : 05/12/11 10:58

Operator : WP
Sam Mult : 1 Vial# : 9
Misc : S,5g

Qt Meth : 1M_S0512.M
Qt On : 05/12/11 11:32
Qt Upd On: 05/12/11 11:31

Data Path : G:\GcMsData\2011\GCMS_1\Data\05-12-11\
Qt Path : G:\GcMsData\2011\GCMS_1\MethodQt\
Qt Resp Via : Initial Calibration

Compound	R.T.	QIon	Response	Conc	Units	Dev(Min)	
Internal Standards							
4) Fluorobenzene	4.529	96	150263	30.00	ug/l	0.00	
52) Chlorobenzene-d5	6.349	117	124177	30.00	ug/l	-0.01	
70) 1,4-Dichlorobenzene-d4	7.766	152	62346	30.00	ug/l	0.00	
System Monitoring Compounds							
36) Dibromofluoromethane	4.086	111	41601	29.38	ug/l	0.00	
Spiked Amount	30.000		Recovery	=	97.93%		
38) 1,2-Dichloroethane-d4	4.313	67	22104	32.77	ug/l	0.00	
Spiked Amount	30.000		Recovery	=	109.23%		
66) Toluene-d8	5.483	98	160548	30.02	ug/l	-0.01	
Spiked Amount	30.000		Recovery	=	100.07%		
76) Bromofluorobenzene	7.048	174	62749	35.65	ug/l	-0.01	
Spiked Amount	30.000		Recovery	=	118.83%		
Target Compounds							Qvalue
5) Chlorodifluoromethane	1.359	51	190079	61.3481	ug/l		80
6) Dichlorodifluoromethane	1.359	85	142382	50.9157	ug/l		87
7) Chloromethane	1.476	50	118269	51.4103	ug/l		80
8) Bromomethane	1.778	94	52771	47.6366	ug/l		90
9) Vinyl Chloride	1.560	62	86105	45.4537	ug/l		93
10) Chloroethane	1.845	64	50482	43.3845	ug/l		88
11) Trichlorofluoromethane	2.030	101	176860	52.0773	ug/l		86
12) Ethyl ether	2.237	59	61656	47.8678	ug/l		83
13) Furan	2.266	39	214045	43.0431	ug/l		98
14) 1,1,2-Trichloro-1,2,2-...	2.404	101	100668	62.2472	ug/l		93
15) Methylene Chloride	2.748	84	101049	47.7186	ug/l		86
16) Acrolein	2.325	56	39770	336.6436	ug/l		97
17) Acrylonitrile	2.916	53	19446	74.8439	ug/l		77
18) Iodomethane	2.522	142	129667	47.4898	ug/l		99
19) Acetone	2.424	43	67568	217.1610	ug/l		98
20) Carbon Disulfide	2.581	76	309476	47.7325	ug/l		100
21) t-Butyl Alcohol	2.817	59	19146	344.5574	ug/l		77
22) n-Hexane	3.181	57	136708	63.1589	ug/l		74
23) Di-isopropyl-ether	3.329	45	334593	57.7162	ug/l		99
24) 1,1-Dichloroethene	2.404	61	167992	49.7569	ug/l		98
25) Methyl Acetate	2.670	43	54704	62.2359	ug/l		100
26) Methyl-t-butyl ether	2.965	73	183677	61.4767	ug/l		67
27) 1,1-Dichloroethane	3.280	63	184289	49.0902	ug/l		96
28) trans-1,2-Dichloroethene	2.965	96	109237	53.5765	ug/l		80
29) cis-1,2-Dichloroethene	3.742	61	183741	49.7108	ug/l		85
30) Bromochloromethane	3.919	49	76851	47.9435	ug/l		72
31) 2,2-Dichloropropane	3.752	77	160124	50.4732	ug/l		91
32) Ethyl acetate	3.781	43	52392	50.6623	ug/l		96
33) 1,4-Dioxane	4.962	88	31830	3527.7003	ug/l		86
34) 1,1-Dichloropropene	4.224	75	175015	56.2516	ug/l		98
35) Chloroform	3.968	83	198799	49.8125	ug/l		87
37) Cyclohexane	4.175	56	186967	62.6558	ug/l		94
39) 1,2-Dichloroethane	4.362	62	127633	47.3041	ug/l		98
40) 2-Butanone	3.742	43	22270	48.9925	ug/l		90
41) 1,1,1-Trichloroethane	4.116	97	199593	52.2660	ug/l		97
42) Carbon Tetrachloride	4.234	117	175346	52.4385	ug/l		93
43) Vinyl Acetate	3.329	43	209557	41.2250	ug/l		100
44) Heptane	4.529	43	244134	2106.5623	ug/l		99
45) Bromodichloromethane	5.050	83	151475	49.4813	ug/l		95
46) Methylcyclohexane	4.893	83	186374	62.9847	ug/l		98
47) Dibromomethane	4.962	174	64455	48.6498	ug/l		94
48) 1,2-Dichloropropane	4.883	63	108269	53.2862	ug/l		90
49) Trichloroethene	4.755	130	127711	51.2794	ug/l		95
50) Benzene	4.362	78	404564	50.7556	ug/l		100
51) tert-Amyl methyl ether	4.431	73	201397	52.7237	ug/l		81
53) Iso-propylacetate	4.381	43	104917	49.6216	ug/l		87
54) Methyl methacrylate	4.942	41	65756	53.9157	ug/l		87
55) Dibromochloromethane	5.995	129	103164	52.5466	ug/l		98
56) 2-Chloroethylvinylether	5.218	63	43028	54.2331	ug/l		87
57) cis-1,3-Dichloropropene	5.316	75	159391	52.7601	ug/l		94
58) trans-1,3-Dichloropropene	5.631	75	121680	49.4490	ug/l		98
59) Ethyl methacrylate	5.670	41	72113	51.3721	ug/l		67
60) 1,1,2-Trichloroethane	5.749	97	75552	53.8415	ug/l		90
61) 1,2-Dibromoethane	6.074	107	69986	48.8079	ug/l		88
62) 1,3-Dichloropropane	5.857	76	132967	52.9592	ug/l		97
63) 4-Methyl-2-Pentanone	5.395	43	60257	49.9444	ug/l		85
64) 2-Hexanone	5.887	43	41423	57.5137	ug/l		83
65) Tetrachloroethene	5.867	164	120032	51.9082	ug/l		98
67) Toluene	5.523	92	289297	48.9454	ug/l		97

SampleID : CAL @ 50 PPB
 Data File: 1M68116.D
 Acq On : 05/12/11 10:58

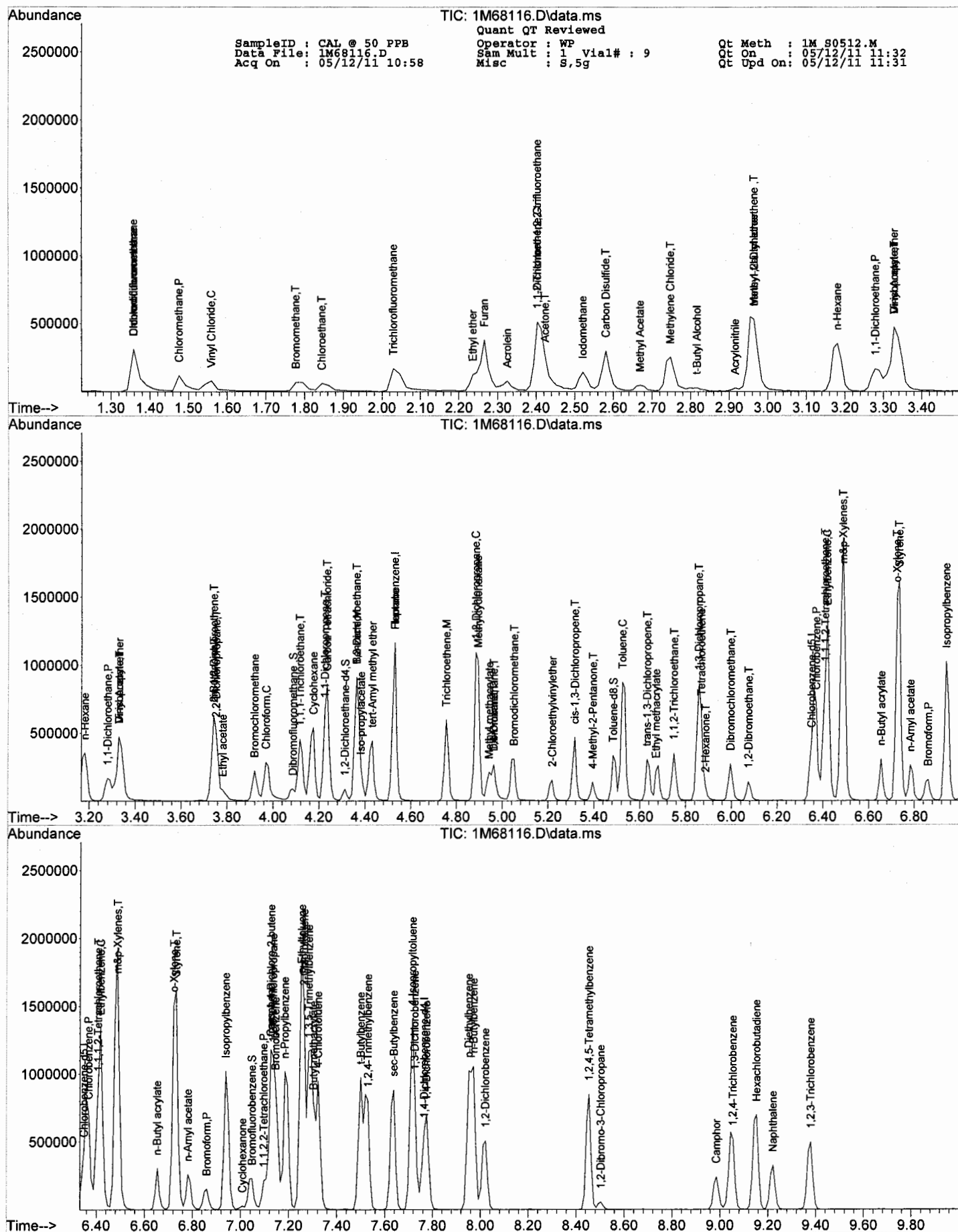
Operator : WP
 Sam Mult : 1 Vial# : 9
 Misc : S,5g

Qt Meth : 1M_S0512.M
 Qt On : 05/12/11 11:32
 Qt Upd On: 05/12/11 11:31

Data Path : G:\GCMSData\2011\GCMS_1\Data\05-12-11\
 Qt Path : G:\GCMSData\2011\GCMS_1\MethodQt\
 Qt Resp Via : Initial Calibration

Compound	R.T.	QIon	Response	Conc	Units	Dev(Min)
68) 1,1,1,2-Tetrachloroethane	6.408	133	110748	53.8738	ug/l	78
69) Chlorobenzene	6.369	112	309077	51.5180	ug/l	95
71) n-Butyl acrylate	6.654	55	133920	64.1686	ug/l	95
72) n-Amyl acetate	6.782	43	113653	57.7110	ug/l	79
73) Bromoform	6.861	173	61542	60.0874	ug/l	93
74) Ethylbenzene	6.418	106	136128	66.6976	ug/l	92
75) 1,1,2,2-Tetrachloroethane	7.097	83	79464	56.5839	ug/l	91
77) Styrene	6.733	104	316755	64.9227	ug/l	100
78) m&p-Xylenes	6.487	106	409621	125.1577	ug/l	88
79) o-Xylene	6.723	106	197928	65.2963	ug/l	80
80) trans-1,4-Dichloro-2-b...	7.126	53	58287	62.5199	ug/l	98
81) 1,3-Dichlorobenzene	7.726	146	224768	55.4366	ug/l	87
82) 1,4-Dichlorobenzene	7.776	146	205779	50.0893	ug/l	95
83) 1,2-Dichlorobenzene	8.021	146	189027	50.1442	ug/l	91
84) Isopropylbenzene	6.939	105	525619	61.9663	ug/l	93
85) Cyclohexanone	7.008	55	9697	243.5768	ug/l	98
86) Camphene	7.126	93	236264	67.2956	ug/l	99
87) 1,2,3-Trichloropropane	7.136	75	105938	61.5703	ug/l	88
88) 2-Chlorotoluene	7.264	91	303308	58.7968	ug/l	96
89) p-Ethyltoluene	7.254	105	660502	61.8267	ug/l	84
90) 4-Chlorotoluene	7.323	91	326318	66.0182	ug/l	93
91) n-Propylbenzene	7.185	91	680303	64.0559	ug/l	95
92) Bromobenzene	7.146	77	331686	61.4433	ug/l	84
93) 1,3,5-Trimethylbenzene	7.284	105	431893	64.6351	ug/l	94
94) Butyl methacrylate	7.303	41	157229	59.5709	ug/l	64
95) t-Butylbenzene	7.500	119	399416	56.6736	ug/l	83
96) 1,2,4-Trimethylbenzene	7.530	105	414006	57.3610	ug/l	87
97) sec-Butylbenzene	7.638	105	516379	56.4440	ug/l	99
98) 4-Isopropyltoluene	7.716	119	437087	58.9538	ug/l	92
99) n-Butylbenzene	7.972	91	520742	57.0656	ug/l	96
100) p-Diethylbenzene	7.953	119	240749	50.5136	ug/l	91
101) 1,2,4,5-Tetramethylben...	8.454	119	397448	52.3049	ug/l	95
102) 1,2-Dibromo-3-Chloropr...	8.504	157	13603	58.6303	ug/l	69
103) Camphor	8.986	95	55561	712.6141	ug/l	88
104) Hexachlorobutadiene	9.153	225	154930	57.8717	ug/l	96
105) 1,2,4-Trichlorobenzene	9.054	180	172879	62.6921	ug/l	96
106) 1,2,3-Trichlorobenzene	9.379	180	151494	61.5189	ug/l	97
107) Naphthalene	9.222	128	232970	70.4865	ug/l	100

(#) = qualifier out of range (m) = manual integration (+) = signals summed



SampleID : CAL @ 100 PPB Operator : WP Qt Meth : 1M_S0512.M
 Data File: 1M68115.D Sam Mult : 1 Vial# : 8 Qt On : 05/12/11 11:32
 Acq On : 05/12/11 10:42 Misc : S,5g Qt Upd On: 05/12/11 11:31

Data Path : G:\GcMsData\2011\GCMS_1\Data\05-12-11\
 Qt Path : G:\GcMsData\2011\GCMS_1\MethodQt\
 Qt Resp Via : Initial Calibration

Compound	R.T.	QIon	Response	Conc	Units	Dev(Min)

Internal Standards						
4) Fluorobenzene	4.529	96	150062	30.00	ug/l	0.00
52) Chlorobenzene-d5	6.349	117	109308	30.00	ug/l	-0.01
70) 1,4-Dichlorobenzene-d4	7.766	152	65621	30.00	ug/l	0.00
System Monitoring Compounds						
36) Dibromofluoromethane	4.077	111	42805	30.27	ug/l	0.00
Spiked Amount 30.000			Recovery =	100.90%		
38) 1,2-Dichloroethane-d4	4.313	67	21489	31.90	ug/l	0.00
Spiked Amount 30.000			Recovery =	106.33%		
66) Toluene-d8	5.484	98	169679	36.05	ug/l	-0.01
Spiked Amount 30.000			Recovery =	120.17%		
76) Bromofluorobenzene	7.048	174	56761	30.64	ug/l	-0.01
Spiked Amount 30.000			Recovery =	102.13%		
Target Compounds						
						Qvalue
5) Chlorodifluoromethane	1.359	51	373216	120.6171	ug/l	77
6) Dichlorodifluoromethane	1.342	85	287091	102.8010	ug/l	88
7) Chloromethane	1.476	50	227145	98.8699	ug/l	81
8) Bromomethane	1.778	94	112068	101.2997	ug/l	89
9) Vinyl Chloride	1.543	62	214152	113.1995	ug/l	97
10) Chloroethane	1.845	64	103529	89.0925	ug/l	90
11) Trichlorofluoromethane	2.030	101	372462	109.8201	ug/l	85
12) Ethyl ether	2.227	59	125368	97.4622	ug/l	82
13) Furan	2.257	39	434378	87.4677	ug/l	96
14) 1,1,2-Trichloro-1,2,2-...	2.404	101	199742	123.6743	ug/l	96
15) Methylene Chloride	2.739	84	198664	93.9412	ug/l	94
16) Acrolein	2.316	56	86223	730.8347	ug/l	97
17) Acrylonitrile	2.906	53	41534	160.0705	ug/l	99
18) Iodomethane	2.513	142	276873	101.5390	ug/l	98
19) Acetone	2.424	43	142496	458.5901	ug/l	85
20) Carbon Disulfide	2.572	76	634748	98.0324	ug/l	100
21) t-Butyl Alcohol	2.798	59	35667	642.7343	ug/l	91
22) n-Hexane	3.172	57	290026	134.1710	ug/l	71
23) Di-isopropyl-ether	3.329	45	656831	113.4529	ug/l	99
24) 1,1-Dichloroethene	2.404	61	348885	103.4734	ug/l	98
25) Methyl Acetate	2.660	43	116965	133.2475	ug/l	100
26) Methyl-t-butyl ether	2.955	73	373791	125.2754	ug/l	67
27) 1,1-Dichloroethane	3.270	63	374149	99.7979	ug/l	98
28) trans-1,2-Dichloroethene	2.955	96	216570	106.3614	ug/l	99
29) cis-1,2-Dichloroethene	3.742	61	390407	105.7654	ug/l	90
30) Bromochloromethane	3.920	49	157663	98.4898	ug/l	89
31) 2,2-Dichloropropane	3.742	77	331380	104.5953	ug/l	95
32) Ethyl acetate	3.782	43	112359	108.7950	ug/l	98
33) 1,4-Dioxane	4.962	88	65830	7305.6730	ug/l	77
34) 1,1-Dichloropropene	4.224	75	330163	106.2598	ug/l	95
35) Chloroform	3.969	83	403251	101.1768	ug/l	89
37) Cyclohexane	4.165	56	365224	122.5567	ug/l	96
39) 1,2-Dichloroethane	4.352	62	272605	101.1698	ug/l	95
40) 2-Butanone	3.742	43	45952	101.2266	ug/l	99
41) 1,1,1-Trichloroethane	4.116	97	409079	107.2661	ug/l	98
42) Carbon Tetrachloride	4.234	117	350760	105.0378	ug/l	93
43) Vinyl Acetate	3.329	43	420120	82.7587	ug/l	100
44) Heptane	4.520	43	469145	4053.5399	ug/l	98
45) Bromodichloromethane	5.041	83	307689	100.6453	ug/l	93
46) Methylcyclohexane	4.884	83	369473	125.0299	ug/l	95
47) Dibromomethane	4.962	174	136414	103.1014	ug/l	92
48) 1,2-Dichloropropane	4.884	63	209340	103.1679	ug/l	88
49) Trichloroethene	4.756	130	264223	106.2347	ug/l	93
50) Benzene	4.362	78	817266	102.6696	ug/l	100
51) tert-Amyl methyl ether	4.421	73	412232	108.0627	ug/l	81
53) Iso-propylacetate	4.372	43	225079	120.9341	ug/l	86
54) Methyl methacrylate	4.933	41	140325	130.7085	ug/l	90
55) Dibromochloromethane	5.995	129	211316	122.2750	ug/l	94
56) 2-Chloroethylvinylether	5.218	63	87215	124.8802	ug/l	85
57) cis-1,3-Dichloropropene	5.317	75	327413	123.1195	ug/l	92
58) trans-1,3-Dichloropropene	5.631	75	271929	125.5402	ug/l	98
59) Ethyl methacrylate	5.671	41	156710	126.8234	ug/l	66
60) 1,1,2-Trichloroethane	5.749	97	148414	120.1531	ug/l	90
61) 1,2-Dibromoethane	6.074	107	145470	115.2501	ug/l	90
62) 1,3-Dichloropropane	5.848	76	264745	119.7883	ug/l	97
63) 4-Methyl-2-Pentanone	5.395	43	131051	123.3982	ug/l	95
64) 2-Hexanone	5.887	43	86396	136.2739	ug/l	84
65) Tetrachloroethene	5.867	164	232077	114.0145	ug/l	96
67) Toluene	5.523	92	565008	108.5955	ug/l	97

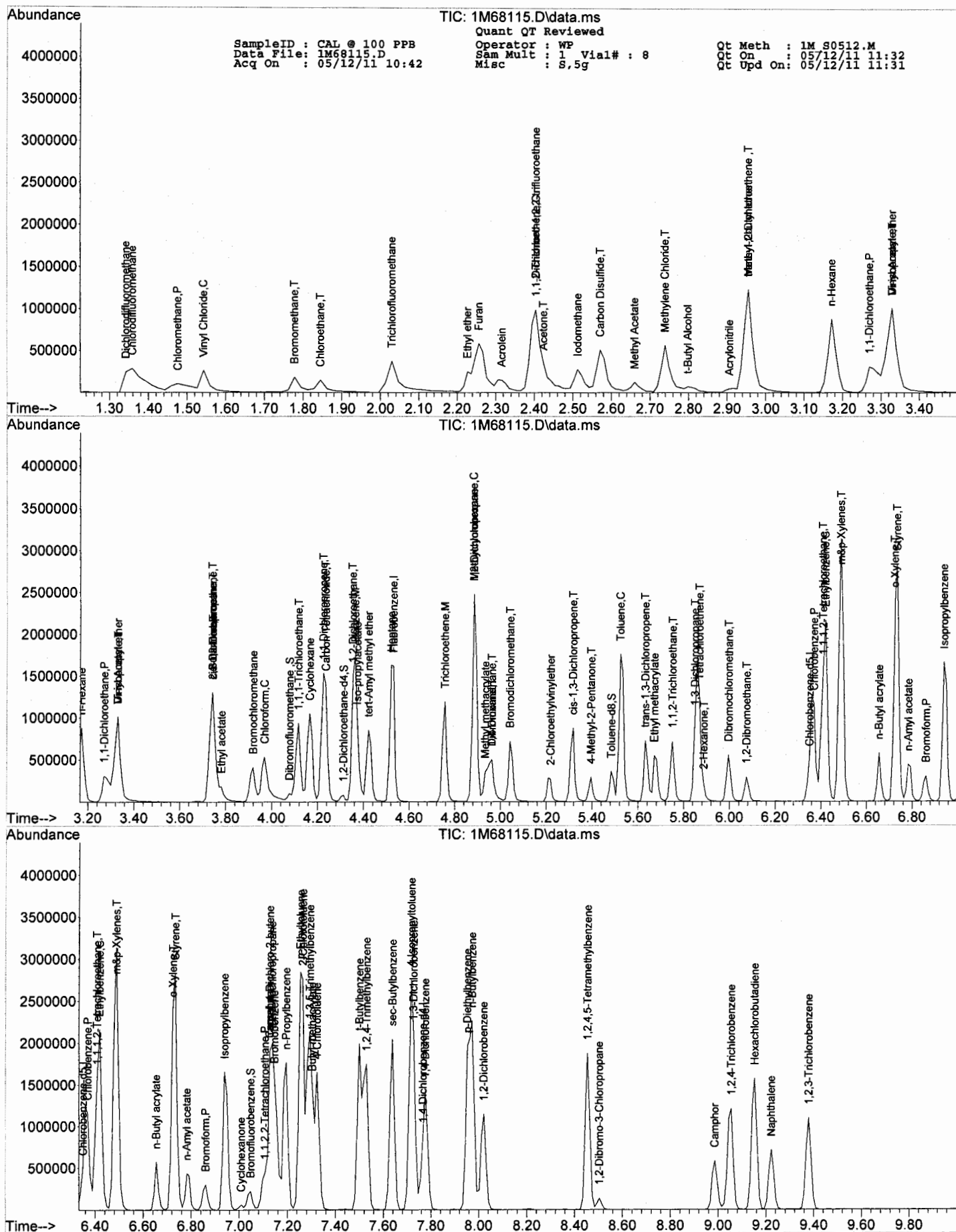
Quantitation Report (QT Reviewed)

SampleID : CAL @ 100 PPB Operator : WP Qt Meth : 1M_S0512.M
 Data File: 1M68115.D Sam Mult : 1 Vial# : 8 Qt On : 05/12/11 11:32
 Acq On : 05/12/11 10:42 Misc : S,5g Qt Upd On: 05/12/11 11:31

Data Path : G:\GcMsData\2011\GCMS_1\Data\05-12-11\
 Qt Path : G:\GcMsData\2011\GCMS_1\MethodQt\
 Qt Resp Via : Initial Calibration

Compound	R.T.	QIon	Response	Conc	Units	Dev(Min)
68) 1,1,1,2-Tetrachloroethane	6.409	133	186383	103.0000	ug/l	78
69) Chlorobenzene	6.369	112	512860	97.1136	ug/l	95
71) n-Butyl acrylate	6.654	55	248081	112.9370	ug/l	94
72) n-Amyl acetate	6.782	43	216060	104.2361	ug/l	86
73) Bromoform	6.861	173	114093	105.8368	ug/l	91
74) Ethylbenzene	6.418	106	218560	101.7418	ug/l	92
75) 1,1,2,2-Tetrachloroethane	7.107	83	147045	99.4806	ug/l	96
77) Styrene	6.733	104	533913	103.9703	ug/l	99
78) m&p-Xylenes	6.487	106	664565	192.9206	ug/l	87
79) o-Xylene	6.723	106	331299	103.8407	ug/l	78
80) trans-1,4-Dichloro-2-b...	7.127	53	100846	102.7711	ug/l	97
81) 1,3-Dichlorobenzene	7.727	146	441692	103.5017	ug/l	89
82) 1,4-Dichlorobenzene	7.776	146	436772	101.0099	ug/l	94
83) 1,2-Dichlorobenzene	8.022	146	408877	103.0518	ug/l	91
84) Isopropylbenzene	6.940	105	891703	99.8781	ug/l	94
85) Cyclohexanone	7.009	55	20129	480.3816	ug/l	91
86) Camphene	7.127	93	399386	108.0806	ug/l	98
87) 1,2,3-Trichloropropane	7.137	75	177233	97.8656	ug/l	88
88) 2-Chlorotoluene	7.264	91	519834	95.7415	ug/l	98
89) p-Ethyltoluene	7.255	105	1035250	92.0688	ug/l #	35
90) 4-Chlorotoluene	7.323	91	561262	107.8833	ug/l	94
91) n-Propylbenzene	7.196	91	1161749	103.9286	ug/l	96
92) Bromobenzene	7.146	77	572934	100.8365	ug/l	83
93) 1,3,5-Trimethylbenzene	7.294	105	744864	105.9095	ug/l	47
94) Butyl methacrylate	7.304	41	270964	97.5392	ug/l	60
95) t-Butylbenzene	7.501	119	829044	111.7631	ug/l	82
96) 1,2,4-Trimethylbenzene	7.530	105	836559	110.1216	ug/l	84
97) sec-Butylbenzene	7.638	105	1080315	112.1929	ug/l	99
98) 4-Isopropyltoluene	7.717	119	883391	113.2043	ug/l	92
99) n-Butylbenzene	7.973	91	1057634	110.1166	ug/l	95
100) p-Diethylbenzene	7.953	119	507900	101.2484	ug/l	91
101) 1,2,4,5-Tetramethylben...	8.455	119	842076	105.2881	ug/l	93
102) 1,2-Dibromo-3-Chloropr...	8.504	157	30851	126.3346	ug/l	74
103) Camphor	8.986	95	130232	1586.9668	ug/l	89
104) Hexachlorobutadiene	9.153	225	330812	117.4026	ug/l	96
105) 1,2,4-Trichlorobenzene	9.055	180	367147	126.4958	ug/l	97
106) 1,2,3-Trichlorobenzene	9.380	180	319107	123.1163	ug/l	97
107) Naphthalene	9.222	128	493969	141.9945	ug/l	100

(#) = qualifier out of range (m) = manual integration (+) = signals summed



SampleID : CAL @ 250 PPB
 Data File: 1M68114.D
 Acq On : 05/12/11 10:26

Operator : WP
 Sam Mult : 1 Vial# : 7
 Misc : S,5g

Qt Meth : 1M_S0512.M
 Qt On : 05/12/11 11:32
 Qt Upd On: 05/12/11 11:31

Data Path : G:\GcMsData\2011\GCMS_1\Data\05-12-11\
 Qt Path : G:\GcMsData\2011\GCMS_1\MethodQt\
 Qt Resp Via : Initial Calibration

Compound	R.T.	QIon	Response	Conc	Units	Dev(Min)
Internal Standards						
4) Fluorobenzene	4.529	96	136513	30.00	ug/l	0.00
52) Chlorobenzene-d5	6.349	117	112693	30.00	ug/l	-0.01
70) 1,4-Dichlorobenzene-d4	7.766	152	64420	30.00	ug/l	0.00
System Monitoring Compounds						
36) Dibromofluoromethane	4.077	111	42250	32.84	ug/l	0.00
Spiked Amount 30.000			Recovery = 109.47%			
38) 1,2-Dichloroethane-d4	4.313	67	20546	33.53	ug/l	0.00
Spiked Amount 30.000			Recovery = 111.77%			
66) Toluene-d8	5.484	98	174375	35.93	ug/l	-0.01
Spiked Amount 30.000			Recovery = 119.77%			
76) Bromofluorobenzene	7.048	174	57881	31.82	ug/l	-0.01
Spiked Amount 30.000			Recovery = 106.07%			
Target Compounds						
					Qvalue	
5) Chlorodifluoromethane	1.365	51	951670	338.0895	ug/l	71
6) Dichlorodifluoromethane	1.349	85	769287	302.8050	ug/l	87
7) Chloromethane	1.483	50	598306	286.2733	ug/l	79
8) Bromomethane	1.785	94	264117	262.4336	ug/l	84
9) Vinyl Chloride	1.550	62	535196	310.9798	ug/l	95
10) Chloroethane	1.852	64	254287	240.5469	ug/l	93
11) Trichlorofluoromethane	2.036	101	957802	310.4362	ug/l	87
12) Ethyl ether	2.237	59	306880	262.2497	ug/l	92
13) Furan	2.257	39	1074632	237.8683	ug/l	99
14) 1,1,2-Trichloro-1,2,2-...	2.404	101	451893	307.5688	ug/l	96
15) Methylene Chloride	2.739	84	504977	262.4853	ug/l	92
16) Acrolein	2.316	56	228106	2125.3451	ug/l	98
17) Acrylonitrile	2.916	53	108760	460.7585	ug/l	99
18) Iodomethane	2.513	142	645129	260.0731	ug/l	97
19) Acetone	2.424	43	360650	1275.8649	ug/l	94
20) Carbon Disulfide	2.572	76	1624591	275.8094	ug/l	100
21) t-Butyl Alcohol	2.808	59	107158	2122.6882	ug/l	84
22) n-Hexane	3.172	57	721882	367.1002	ug/l	71
23) Di-isopropyl-ether	3.329	45	1672923	317.6397	ug/l	98
24) 1,1-Dichloroethene	2.404	61	774191	252.4010	ug/l	96
25) Methyl Acetate	2.660	43	306833	384.2393	ug/l	100
26) Methyl-t-butyl ether	2.955	73	936715	345.0971	ug/l	67
27) 1,1-Dichloroethane	3.280	63	811475	237.9298	ug/l	95
28) trans-1,2-Dichloroethene	2.955	96	533644	288.0940	ug/l	99
29) cis-1,2-Dichloroethene	3.742	61	933115	277.8805	ug/l	86
30) Bromochloromethane	3.920	49	376261	258.3731	ug/l	84
31) 2,2-Dichloropropane	3.742	77	800123	277.6127	ug/l	94
32) Ethyl acetate	3.782	43	301638	321.0583	ug/l	97
33) 1,4-Dioxane	4.962	88	172320	21021.7457	ug/l	76
34) 1,1-Dichloropropene	4.224	75	770056	272.4330	ug/l	94
35) Chloroform	3.969	83	976817	269.4112	ug/l	88
37) Cyclohexane	4.165	56	923214	340.5468	ug/l	95
39) 1,2-Dichloroethane	4.362	62	628335	256.3333	ug/l	98
40) 2-Butanone	3.742	43	112019	271.2556	ug/l	93
41) 1,1,1-Trichloroethane	4.116	97	1006371	290.0749	ug/l	99
42) Carbon Tetrachloride	4.234	117	838394	275.9818	ug/l	96
43) Vinyl Acetate	3.329	43	1093898	236.8720	ug/l	100
44) Heptane	4.529	43	1094477	10395.1491	ug/l	97
45) Bromodichloromethane	5.041	83	789397	283.8401	ug/l	95
46) Methylcyclohexane	4.884	83	873292	324.8534	ug/l	97
47) Dibromomethane	4.962	174	327668	272.2303	ug/l	94
48) 1,2-Dichloropropane	4.884	63	505790	274.0054	ug/l	88
49) Trichloroethene	4.756	130	638411	282.1582	ug/l	95
50) Benzene	4.362	78	1950742	269.3859	ug/l	100
51) tert-Amyl methyl ether	4.431	73	1052959	303.4188	ug/l	80
53) Iso-propylacetate	4.382	43	580173	302.3613	ug/l	90
54) Methyl methacrylate	4.943	41	344778	311.5039	ug/l	85
55) Dibromochloromethane	5.995	129	541245	303.7766	ug/l	96
56) 2-Chloroethylvinylether	5.218	63	245177	340.5157	ug/l	88
57) cis-1,3-Dichloropropene	5.316	75	848392	309.4443	ug/l	93
58) trans-1,3-Dichloropropene	5.631	75	723810	324.1208	ug/l	99
59) Ethyl methacrylate	5.671	41	419010	328.9138	ug/l	69
60) 1,1,2-Trichloroethane	5.749	97	373635	293.4018	ug/l	91
61) 1,2-Dibromoethane	6.074	107	327277	251.5002	ug/l	89
62) 1,3-Dichloropropane	5.848	76	621735	272.8644	ug/l	100
63) 4-Methyl-2-Pentanone	5.395	43	335276	306.2147	ug/l	86
64) 2-Hexanone	5.887	43	227061	347.3894	ug/l	93
65) Tetrachloroethene	5.867	164	523162	249.2983	ug/l	97
67) Toluene	5.523	92	1366513	254.7569	ug/l	100

Quantitation Report (QT Reviewed)

SampleID : CAL @ 250 PPB
 Data File: 1M68114.D
 Acq On : 05/12/11 10:26

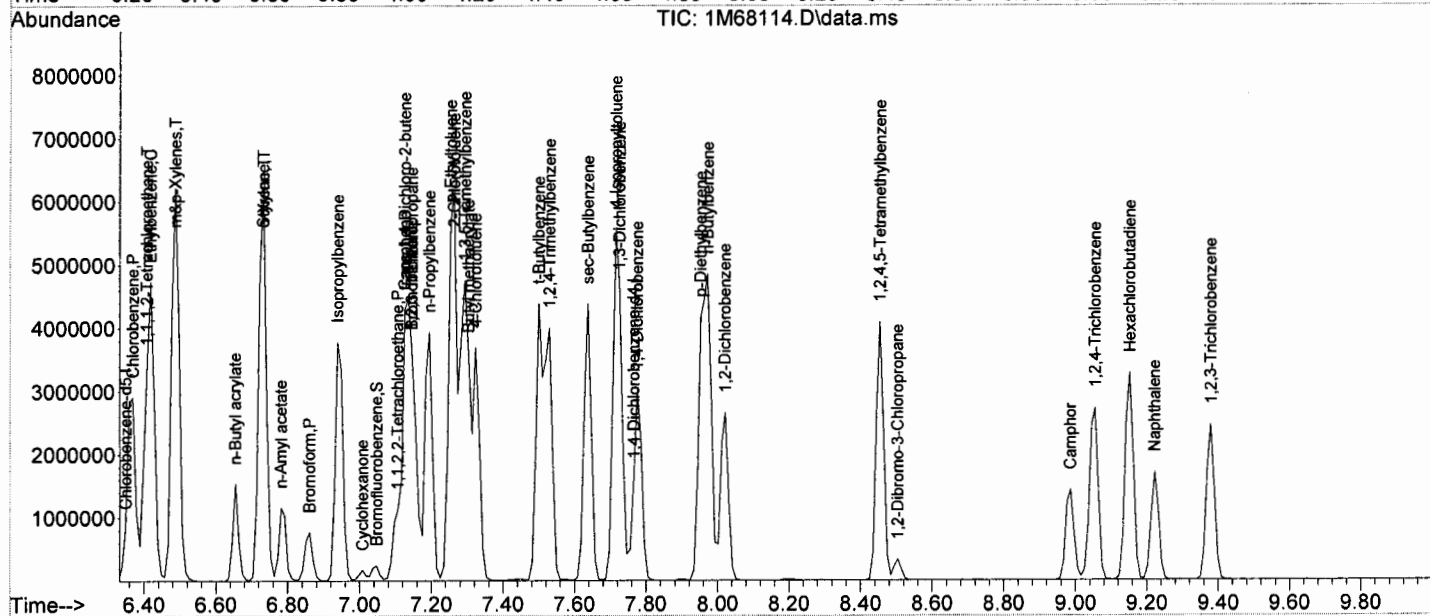
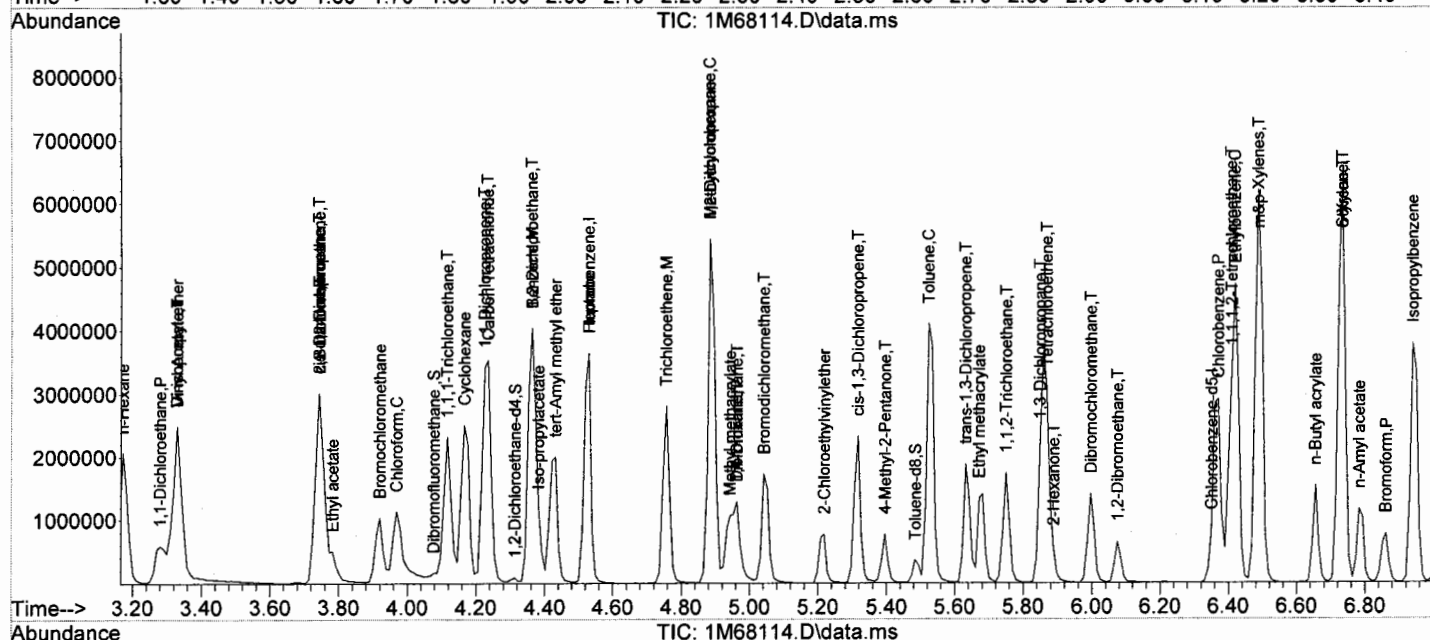
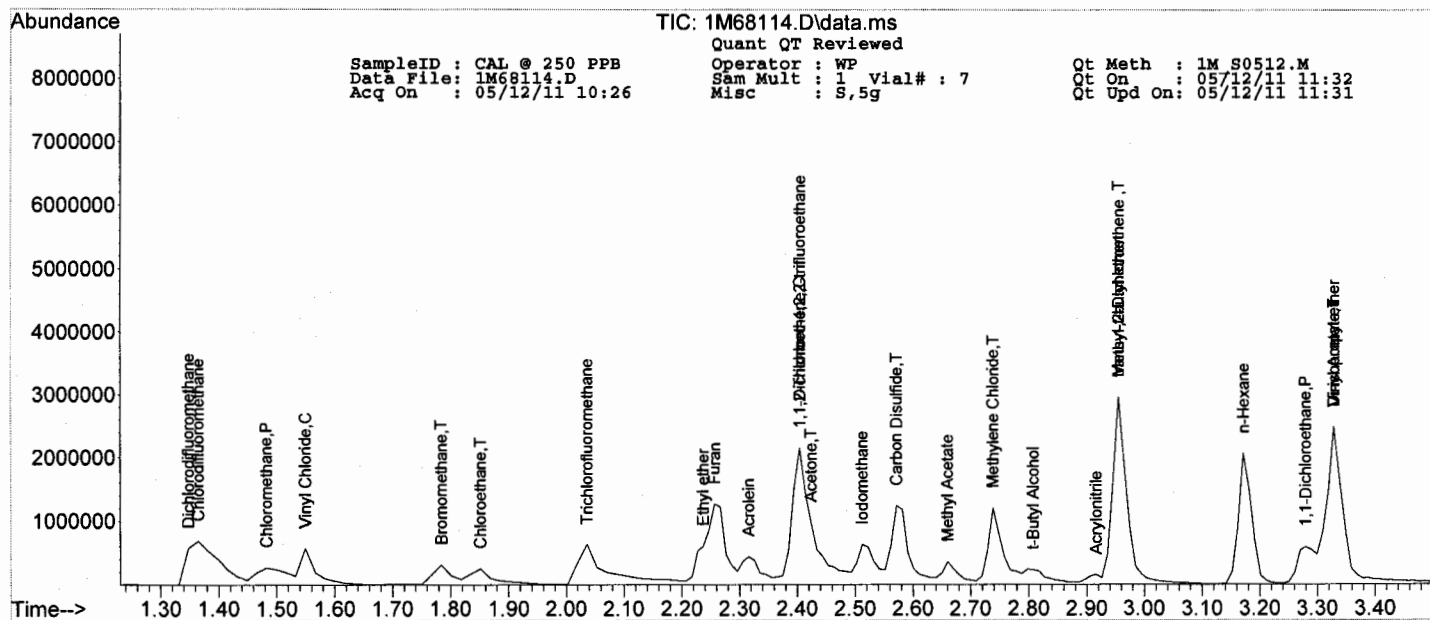
Operator : WP
 Sam Mult : 1 Vial# : 7
 Misc : S.5g

Qt Meth : 1M_S0512.M
 Qt On : 05/12/11 11:32
 Qt Upd On: 05/12/11 11:31

Data Path : G:\GcMsData\2011\GCMS_1\Data\05-12-11\
 Qt Path : G:\GcMsData\2011\GCMS_1\MethodQt\
 Qt Resp Via : Initial Calibration

Compound	R.T.	QIon	Response	Conc	Units	Dev(Min)
68) 1,1,1,2-Tetrachloroethane	6.409	133	441142	236.4636	ug/l	79
69) Chlorobenzene	6.369	112	1264471	232.2444	ug/l	96
71) n-Butyl acrylate	6.654	55	662718	307.3220	ug/l	96
72) n-Amyl acetate	6.782	43	555895	273.1861	ug/l	84
73) Bromoform	6.861	173	300219	283.6861	ug/l	93
74) Ethylbenzene	6.418	106	464384	220.2055	ug/l	86
75) 1,1,2,2-Tetrachloroethane	7.107	83	376950	259.7730	ug/l	96
77) Styrene	6.733	104	1160797	230.2592	ug/l	98
78) m&p-Xylenes	6.487	106	1418054	419.3301	ug/l	82
79) o-Xylene	6.733	106	715738	228.5197	ug/l	77
80) trans-1,4-Dichloro-2-b...	7.127	53	234912	243.8596	ug/l	96
81) 1,3-Dichlorobenzene	7.727	146	945711	225.7401	ug/l	90
82) 1,4-Dichlorobenzene	7.776	146	1018941	240.0383	ug/l	95
83) 1,2-Dichlorobenzene	8.022	146	956042	245.4495	ug/l	92
84) Isopropylbenzene	6.940	105	2077849	237.0752	ug/l	95
85) Cyclohexanone	7.009	55	52122	1267.0898	ug/l	93
86) Camphene	7.127	93	897018	247.2739	ug/l	98
87) 1,2,3-Trichloropropane	7.146	75	424337	238.6813	ug/l	86
88) 2-Chlorotoluene	7.264	91	1098882	206.1620	ug/l	96
89) p-Ethyltoluene	7.255	105	2168490	196.4477	ug/l	59
90) 4-Chlorotoluene	7.323	91	1218268	238.5359	ug/l	95
91) n-Propylbenzene	7.196	91	2582020	235.2906	ug/l	94
92) Bromobenzene	7.146	77	1326957	237.8986	ug/l	83
93) 1,3,5-Trimethylbenzene	7.294	105	1632427	236.4360	ug/l	46
94) Butyl methacrylate	7.304	41	644101	236.1803	ug/l	60
95) t-Butylbenzene	7.501	119	1821083	250.0764	ug/l	85
96) 1,2,4-Trimethylbenzene	7.530	105	1862515	249.7456	ug/l	84
97) sec-Butylbenzene	7.638	105	2416560	255.6435	ug/l	98
98) 4-Isopropyltoluene	7.717	119	1864380	243.3697	ug/l	93
99) n-Butylbenzene	7.973	91	2318238	245.8656	ug/l	95
100) p-Diethylbenzene	7.953	119	1122423	227.9232	ug/l	92
101) 1,2,4,5-Tetramethylben...	8.455	119	1933582	246.2707	ug/l	93
102) 1,2-Dibromo-3-Chloropr...	8.504	157	80596	336.1931	ug/l	72
103) Camphor	8.986	95	324326	4025.8169	ug/l	90
104) Hexachlorobutadiene	9.153	225	692970	250.5145	ug/l	95
105) 1,2,4-Trichlorobenzene	9.055	180	829164	291.0037	ug/l	97
106) 1,2,3-Trichlorobenzene	9.380	180	728070	286.1373	ug/l	97
107) Naphthalene	9.222	128	1170446	342.7247	ug/l	100

(#) = qualifier out of range (m) = manual integration (+) = signals summed



SampleID : CAL @ 500 PPB
 Data File: 1M68113.D
 Acq On : 05/12/11 10:10

Operator : WP
 Sam Mult : 1 Vial# : 6
 Misc : S,5g

Qt Meth : 1M_S0512.M
 Qt On : 05/12/11 11:32
 Qt Upd On: 05/12/11 11:31

Data Path : G:\GcMsData\2011\GCMS_1\Data\05-12-11\
 Qt Path : G:\GcMsData\2011\GCMS_1\MethodQt\
 Qt Resp Via : Initial Calibration

Compound	R.T.	QIon	Response	Conc	Units	Dev(Min)
Internal Standards						
4) Fluorobenzene	4.529	96	107854	30.00	ug/l	0.00
52) Chlorobenzene-d5	6.350	117	108893	30.00	ug/l	-0.01
70) 1,4-Dichlorobenzene-d4	7.766	152	66692	30.00	ug/l	0.00
System Monitoring Compounds						
36) Dibromofluoromethane	4.087	111	38089	37.47	ug/l	0.00
Spiked Amount 30.000			Recovery	=	124.90%	
38) 1,2-Dichloroethane-d4	4.313	67	18240	37.68	ug/l	0.00
Spiked Amount 30.000			Recovery	=	125.60%	
66) Toluene-d8	5.494	98	145273	30.98	ug/l	0.00
Spiked Amount 30.000			Recovery	=	103.27%	
76) Bromofluorobenzene	7.048	174	59460	31.58	ug/l	-0.01
Spiked Amount 30.000			Recovery	=	105.27%	
Target Compounds						
					Qvalue	
5) Chlorodifluoromethane	1.361	51	1552273	697.9932	ug/l	80
6) Dichlorodifluoromethane	1.361	85	1156969	576.4135	ug/l	92
7) Chloromethane	1.478	50	970765	587.9079	ug/l	81
8) Bromomethane	1.780	94	445786	560.6442	ug/l	92
9) Vinyl Chloride	1.545	62	871311	640.8114	ug/l	95
10) Chloroethane	1.847	64	428980	513.6301	ug/l	91
11) Trichlorofluoromethane	2.031	101	1540114	631.8112	ug/l	83
12) Ethyl ether	2.237	59	530647	573.9709	ug/l	80
13) Furan	2.267	39	1715989	480.7607	ug/l	97
14) 1,1,2-Trichloro-1,2,2-...	2.405	101	767704	661.3605	ug/l	97
15) Methylene Chloride	2.749	84	798154	525.1192	ug/l	91
16) Acrolein	2.326	56	359465	4239.2313	ug/l	97
17) Acrylonitrile	2.916	53	160654	861.4567	ug/l	98
18) Iodomethane	2.523	142	1081427	551.8027	ug/l	87
19) Acetone	2.424	43	532961	2386.4478	ug/l	94
20) Carbon Disulfide	2.582	76	2625775	564.2354	ug/l	100
21) t-Butyl Alcohol	2.818	59	159387	3996.2464	ug/l	88
22) n-Hexane	3.182	57	1141407	734.6774	ug/l	71
23) Di-isopropyl-ether	3.329	45	2560489	615.3462	ug/l	99
24) 1,1-Dichloroethene	2.405	61	1278345	527.5078	ug/l	99
25) Methyl Acetate	2.670	43	485573	769.6478	ug/l	100
26) Methyl-t-butyl ether	2.955	73	1460452	681.0184	ug/l	67
27) 1,1-Dichloroethane	3.280	63	1490147	553.0197	ug/l	98
28) trans-1,2-Dichloroethene	2.965	96	810046	553.5158	ug/l	79
29) cis-1,2-Dichloroethene	3.742	61	1458513	549.7572	ug/l	90
30) Bromochloromethane	3.920	49	635676	552.4993	ug/l	74
31) 2,2-Dichloropropane	3.752	77	1208453	530.7012	ug/l	92
32) Ethyl acetate	3.782	43	462922	623.6536	ug/l	97
33) 1,4-Dioxane	4.972	88	241939	37357.4073	ug/l	96
34) 1,1-Dichloropropene	4.234	75	1160260	519.5537	ug/l	97
35) Chloroform	3.969	83	1610104	562.0747	ug/l	88
37) Cyclohexane	4.175	56	1412344	659.4057	ug/l	94
39) 1,2-Dichloroethane	4.362	62	991476	511.9573	ug/l	93
40) 2-Butanone	3.742	43	177887	545.2166	ug/l	96
41) 1,1,1-Trichloroethane	4.116	97	1587198	579.0564	ug/l	100
42) Carbon Tetrachloride	4.244	117	1238579	516.0524	ug/l	93
43) Vinyl Acetate	3.329	43	1743886	477.9613	ug/l	100
44) Heptane	4.529	43	1723790	20722.6930	ug/l	99
45) Bromodichloromethane	5.051	83	1253629	570.5387	ug/l	96
46) Methylcyclohexane	4.894	83	1271321	598.5781	ug/l	95
47) Dibromomethane	4.962	174	537139	564.8418	ug/l	95
48) 1,2-Dichloropropane	4.894	63	744676	510.6155	ug/l	89
49) Trichloroethene	4.756	130	935085	523.0957	ug/l	89
50) Benzene	4.362	78	2770261	484.2097	ug/l	100
51) tert-Amyl methyl ether	4.431	73	1620815	591.1562	ug/l	80
53) Iso-propylacetate	4.382	43	873844	471.3024	ug/l	91
54) Methyl methacrylate	4.943	41	548127	512.5097	ug/l	85
55) Dibromochloromethane	5.995	129	881644	512.0951	ug/l	96
56) 2-Chloroethylvinylether	5.218	63	416425	598.5372	ug/l	79
57) cis-1,3-Dichloropropene	5.317	75	1357712	512.4960	ug/l	93
58) trans-1,3-Dichloropropene	5.641	75	1191129	551.9987	ug/l	98
59) Ethyl methacrylate	5.681	41	657924	534.4787	ug/l	68
60) 1,1,2-Trichloroethane	5.749	97	597951	485.9345	ug/l	92
61) 1,2-Dibromoethane	6.084	107	606073	481.9975	ug/l	88
62) 1,3-Dichloropropane	5.858	76	977709	444.0666	ug/l	98
63) 4-Methyl-2-Pentanone	5.395	43	552070	521.8128	ug/l	91
64) 2-Hexanone	5.887	43	367768	582.2975	ug/l	90
65) Tetrachloroethene	5.867	164	783718	386.4915	ug/l	94
67) Toluene	5.533	92	2020183	389.7623	ug/l	98

Quantitation Report (QT Reviewed)

SampleID : CAL @ 500 PPB

Operator : WP

Qt Meth : 1M_S0512.M

Data File: 1M68113.D

Sam Mult : 1 Vial# : 6

Qt On : 05/12/11 11:32

Acq On : 05/12/11 10:10

Misc : S,5g

Qt Upd On: 05/12/11 11:31

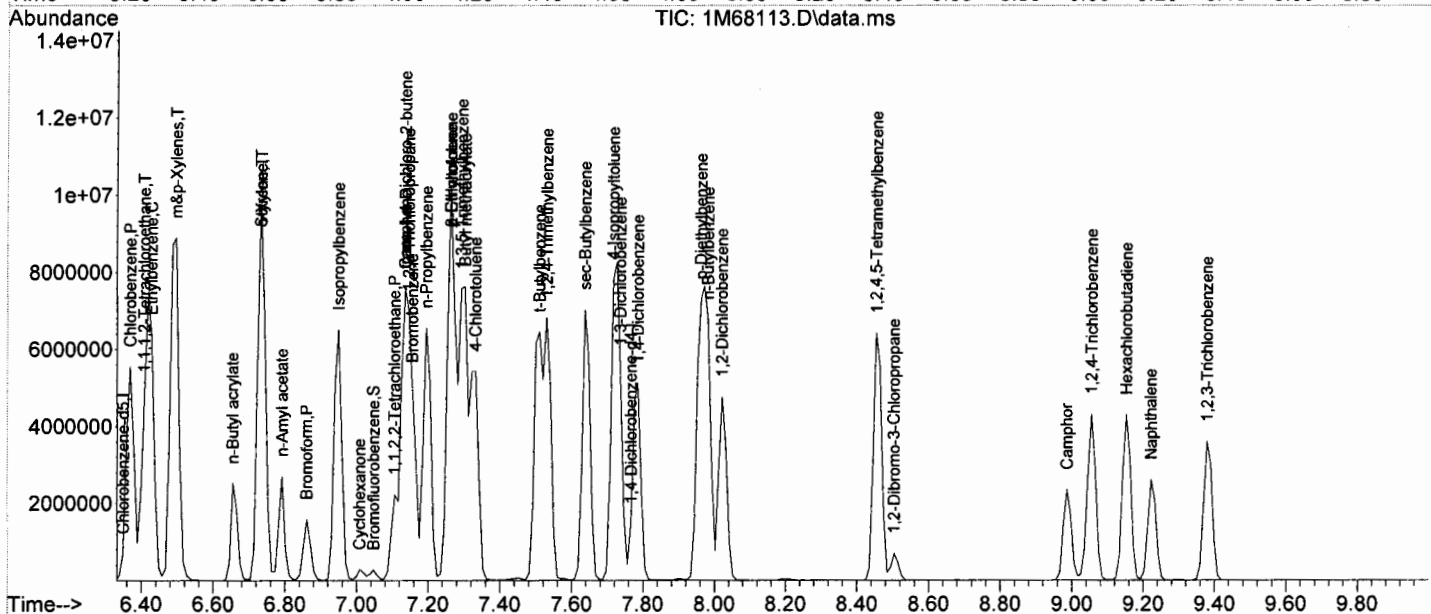
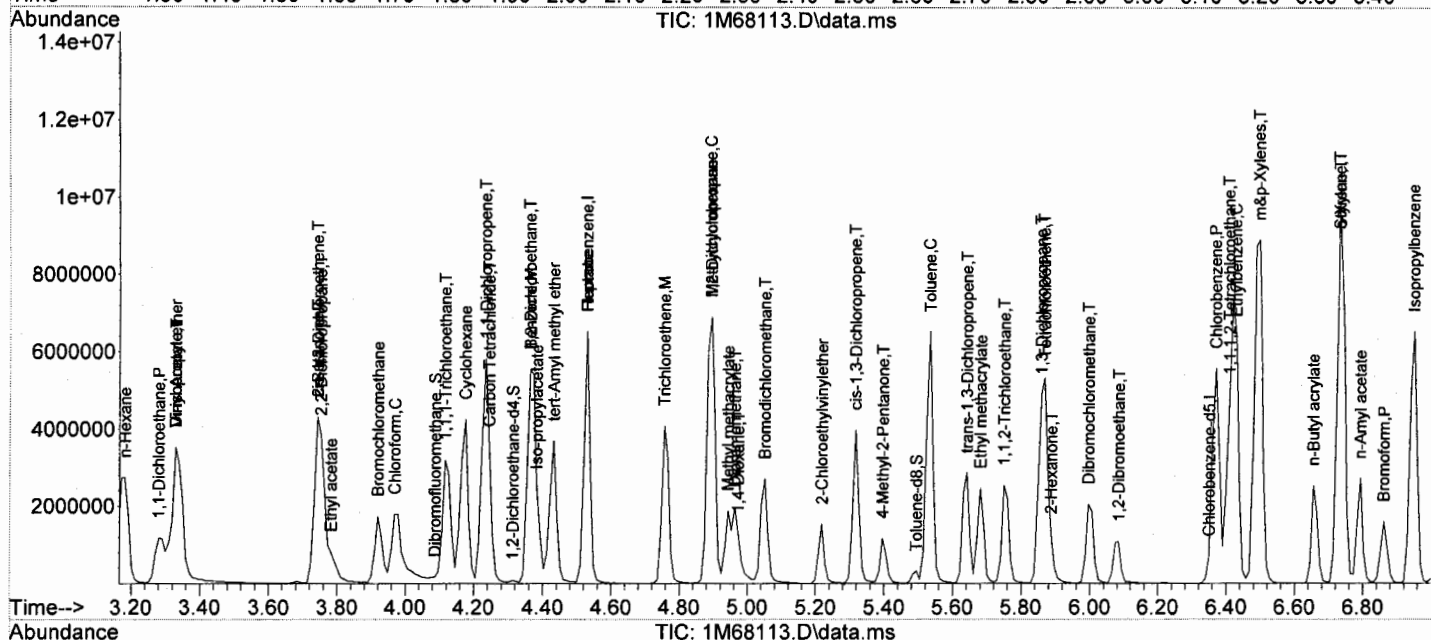
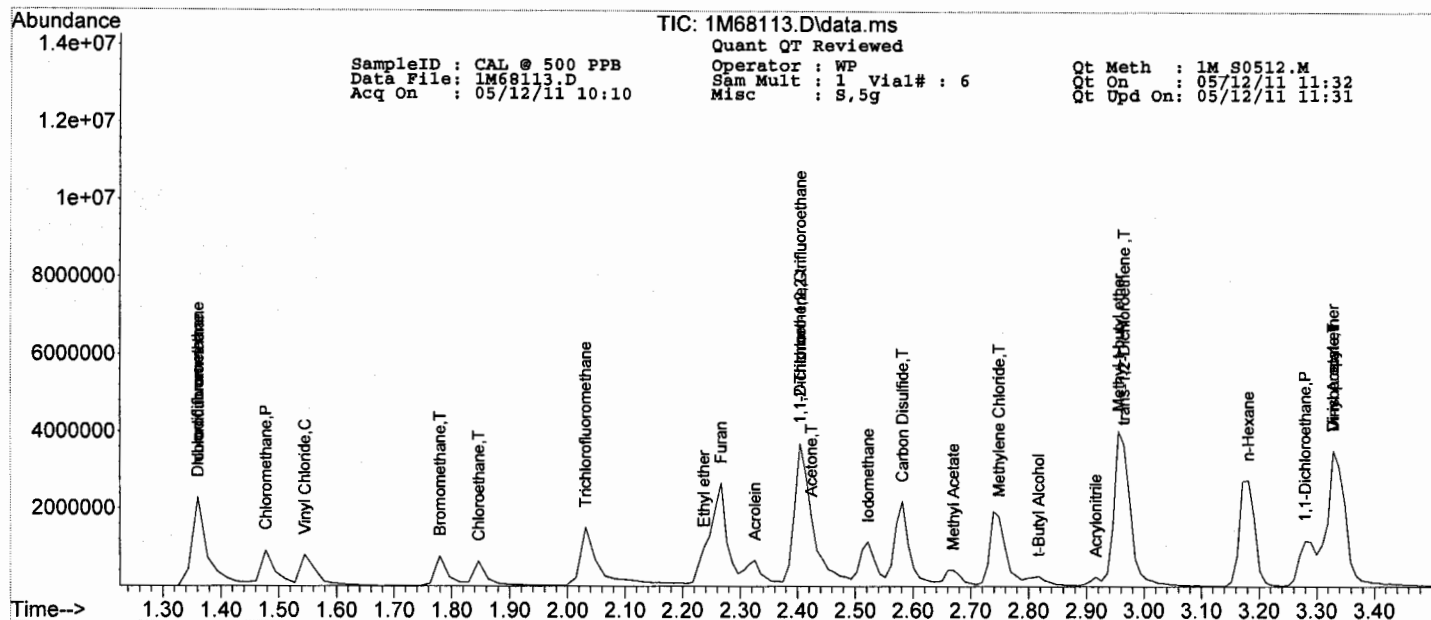
Data Path : G:\GcMsData\2011\GCMS_1\Data\05-12-11\

Qt Path : G:\GcMsData\2011\GCMS_1\MethodQt\

Qt Resp Via : Initial Calibration

Compound	R.T.	QIon	Response	Conc	Units	Dev(Min)
68) 1,1,1,2-Tetrachloroethane	6.409	133	788269	437.2777	ug/l	80
69) Chlorobenzene	6.369	112	2258186	429.2329	ug/l	90
71) n-Butyl acrylate	6.654	55	1232475	552.0647	ug/l	94
72) n-Amyl acetate	6.792	43	1074048	509.8431	ug/l	84
73) Bromoform	6.861	173	593511	541.7209	ug/l	92
74) Ethylbenzene	6.428	106	801728	367.2188	ug/l	69
75) 1,1,2,2-Tetrachloroethane	7.107	83	716450	476.9174	ug/l	95
77) Styrene	6.733	104	1870950	358.4841	ug/l	92
78) m&p-Xylenes	6.497	106	2237173	639.0132	ug/l	79
79) o-Xylene	6.733	106	1138614	351.1503	ug/l	72
80) trans-1,4-Dichloro-2-b...	7.137	53	411220	412.3403	ug/l	93
81) 1,3-Dichlorobenzene	7.737	146	1535682	354.0776	ug/l	92
82) 1,4-Dichlorobenzene	7.786	146	1859503	423.1314	ug/l	94
83) 1,2-Dichlorobenzene	8.022	146	1751290	434.3004	ug/l	91
84) Isopropylbenzene	6.950	105	3561477	392.5086	ug/l	93
85) Cyclohexanone	7.009	55	95702	2247.2651	ug/l	92
86) Camphene	7.137	93	1487752	396.1454	ug/l	98
87) 1,2,3-Trichloropropane	7.146	75	719576	390.9590	ug/l	85
88) 2-Chlorotoluene	7.264	91	1460099	264.5981	ug/l	92
89) p-Ethyltoluene	7.264	105	3920110	343.0321	ug/l	69
90) 4-Chlorotoluene	7.333	91	1767527	334.2904	ug/l	91
91) n-Propylbenzene	7.196	91	4291192	377.7199	ug/l	91
92) Bromobenzene	7.156	77	2182704	377.9870	ug/l	85
93) 1,3,5-Trimethylbenzene	7.294	105	2175928	304.4187	ug/l #	18
94) Butyl methacrylate	7.304	41	1137309	402.8238	ug/l	62
95) t-Butylbenzene	7.510	119	3008234	399.0264	ug/l	88
96) 1,2,4-Trimethylbenzene	7.530	105	3125509	404.8235	ug/l	83
97) sec-Butylbenzene	7.638	105	4117636	420.7578	ug/l	99
98) 4-Isopropyltoluene	7.717	119	2917944	367.9221	ug/l	95
99) n-Butylbenzene	7.983	91	3756548	384.8359	ug/l	97
100) p-Diethylbenzene	7.963	119	1918433	376.2926	ug/l	93
101) 1,2,4,5-Tetramethylben...	8.455	119	3273074	402.6734	ug/l	90
102) 1,2-Dibromo-3-Chloropr...	8.504	157	158733	639.5720	ug/l	79
103) Camphor	8.986	95	534469	6408.2841	ug/l	87
104) Hexachlorobutadiene	9.153	225	778425	271.8205	ug/l	92
105) 1,2,4-Trichlorobenzene	9.055	180	1197263	405.8772	ug/l	96
106) 1,2,3-Trichlorobenzene	9.380	180	1075372	408.2320	ug/l	95
107) Naphthalene	9.222	128	1840818	520.6571	ug/l	100

(#)= qualifier out of range (m) = manual integration (+) = signals summed



SampleID : CAL @ 1 PPB
Data File: 1M68110.D
Acq On : 05/12/11 09:21

Operator : WP
Sam Mult : 1 Vial# : 4
Misc : S,5g

Qt Meth : 1M_S0512.M
Qt On : 05/12/11 11:32
Qt Upd On: 05/12/11 11:31

Data Path : G:\GcMsData\2011\GCMS_1\Data\05-12-11\
Qt Path : G:\GcMsData\2011\GCMS_1\MethodQt\
Qt Resp Via : Initial Calibration

Compound	R.T.	QIon	Response	Conc	Units	Dev(Min)	
Internal Standards							
4) Fluorobenzene	4.529	96	134919	30.00	ug/l	0.00	
52) Chlorobenzene-d5	6.349	117	118742	30.00	ug/l	-0.01	
70) 1,4-Dichlorobenzene-d4	7.765	152	74498	30.00	ug/l	0.00	
System Monitoring Compounds							
36) Dibromofluoromethane	4.086	111	39124	30.77	ug/l	0.00	
Spiked Amount	30.000		Recovery	=	102.57%		
38) 1,2-Dichloroethane-d4	4.312	67	18048	29.80	ug/l	0.00	
Spiked Amount	30.000		Recovery	=	99.33%		
66) Toluene-d8	5.483	98	148936	29.13	ug/l	-0.01	
Spiked Amount	30.000		Recovery	=	97.10%		
76) Bromofluorobenzene	7.047	174	60179	28.61	ug/l	-0.01	
Spiked Amount	30.000		Recovery	=	95.37%		
Target Compounds							Qvalue
5) Chlorodifluoromethane	0.000		0	N.D.	d		
6) Dichlorodifluoromethane	0.000		0	N.D.	d		
7) Chloromethane	0.000		0	N.D.	d		
8) Bromomethane	0.000		0	N.D.	d		
9) Vinyl Chloride	0.000		0	N.D.	d		
10) Chloroethane	0.000		0	N.D.	d		
11) Trichlorofluoromethane	0.000		0	N.D.	d		
12) Ethyl ether	0.000		0	N.D.	d		
13) Furan	0.000		0	N.D.	d		
14) 1,1,2-Trichloro-1,2,2-...	0.000		0	N.D.	d		
15) Methylene Chloride	0.000		0	N.D.	d		
16) Acrolein	0.000		0	N.D.	d		
17) Acrylonitrile	0.000		0	N.D.	d		
18) Iodomethane	0.000		0	N.D.	d		
19) Acetone	0.000		0	N.D.	d		
20) Carbon Disulfide	0.000		0	N.D.	d		
21) t-Butyl Alcohol	0.000		0	N.D.	d		
22) n-Hexane	0.000		0	N.D.	d		
23) Di-isopropyl-ether	0.000		0	N.D.	d		
24) 1,1-Dichloroethene	0.000		0	N.D.	d		
25) Methyl Acetate	0.000		0	N.D.	d		
26) Methyl-t-butyl ether	2.965	73	3142	1.1712	ug/l	83	
27) 1,1-Dichloroethane	0.000		0	N.D.	d		
28) trans-1,2-Dichloroethene	0.000		0	N.D.	d		
29) cis-1,2-Dichloroethene	0.000		0	N.D.	d		
30) Bromochloromethane	0.000		0	N.D.	d		
31) 2,2-Dichloropropane	0.000		0	N.D.	d		
32) Ethyl acetate	0.000		0	N.D.	d		
33) 1,4-Dioxane	0.000		0	N.D.	d		
34) 1,1-Dichloropropene	0.000		0	N.D.	d		
35) Chloroform	0.000		0	N.D.	d		
37) Cyclohexane	0.000		0	N.D.	d		
39) 1,2-Dichloroethane	0.000		0	N.D.	d		
40) 2-Butanone	0.000		0	N.D.	d		
41) 1,1,1-Trichloroethane	0.000		0	N.D.	d		
42) Carbon Tetrachloride	0.000		0	N.D.	d		
43) Vinyl Acetate	0.000		0	N.D.	d		
44) Heptane	4.529	43	4092m	39.3243	ug/l		
45) Bromodichloromethane	0.000		0	N.D.	d		
46) Methylcyclohexane	0.000		0	N.D.	d		
47) Dibromomethane	0.000		0	N.D.	d		
48) 1,2-Dichloropropane	0.000		0	N.D.	d		
49) Trichloroethene	0.000		0	N.D.	d		
50) Benzene	4.362	78	9056	1.2654	ug/l	100	
51) tert-Amyl methyl ether	0.000		0	N.D.	d		
53) Iso-propylacetate	0.000		0	N.D.	d		
54) Methyl methacrylate	0.000		0	N.D.	d		
55) Dibromochloromethane	0.000		0	N.D.	d		
56) 2-Chloroethylvinylether	0.000		0	N.D.	d		
57) cis-1,3-Dichloropropene	0.000		0	N.D.	d		
58) trans-1,3-Dichloropropene	0.000		0	N.D.	d		
59) Ethyl methacrylate	0.000		0	N.D.	d		
60) 1,1,2-Trichloroethane	0.000		0	N.D.	d		
61) 1,2-Dibromoethane	0.000		0	N.D.	d		
62) 1,3-Dichloropropane	0.000		0	N.D.	d		
63) 4-Methyl-2-Pentanone	0.000		0	N.D.	d		
64) 2-Hexanone	0.000		0	N.D.	d		
65) Tetrachloroethene	0.000		0	N.D.	d		
67) Toluene	5.522	92	6893	1.2196	ug/l	71	

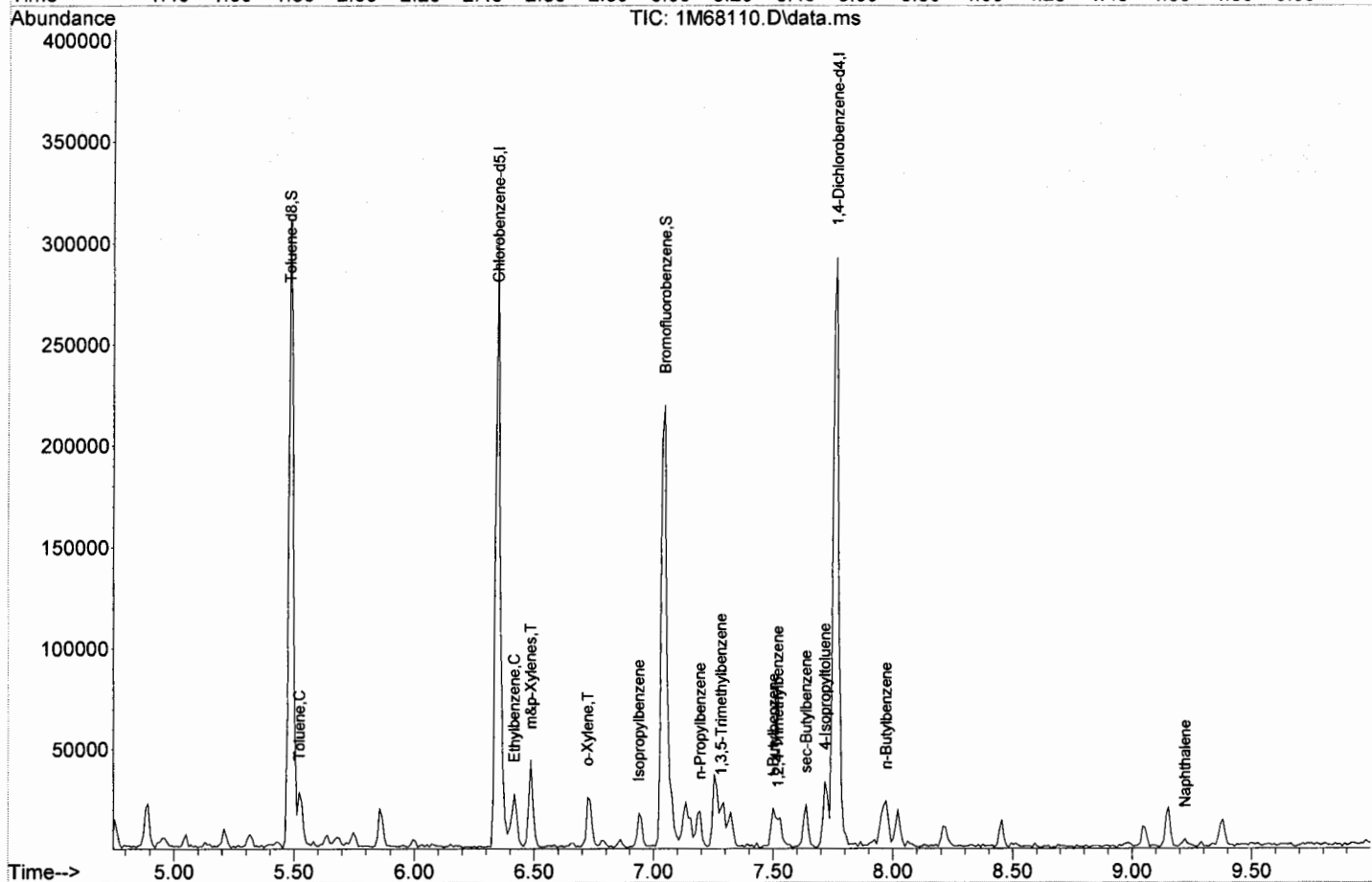
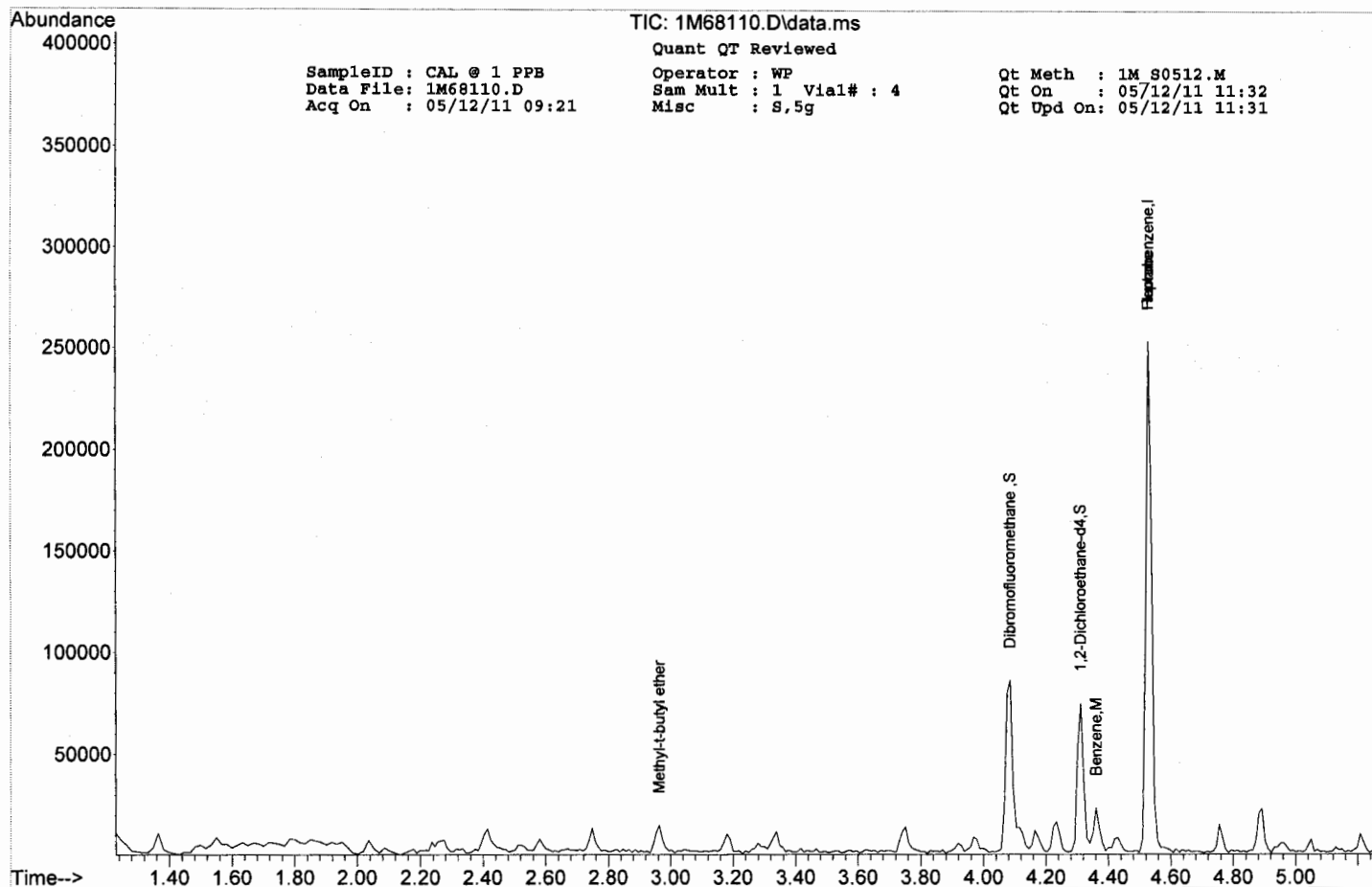
Quantitation Report (QT Reviewed)

SampleID : CAL @ 1 PPB Operator : WP Qt Meth : 1M_S0512.M
 Data File: 1M68110.D Sam Mult : 1 Vial# : 4 Qt On : 05/12/11 11:32
 Acq On : 05/12/11 09:21 Misc : S,5g Qt Upd On: 05/12/11 11:31

Data Path : G:\GcMsData\2011\GCMS_1\Data\05-12-11\
 Qt Path : G:\GcMsData\2011\GCMS_1\MethodQt\
 Qt Resp Via : Initial Calibration

Compound	R.T.	QIon	Response	Conc	Units	Dev(Min)
68) 1,1,1,2-Tetrachloroethane	0.000		0	N.D.	d	
69) Chlorobenzene	0.000		0	N.D.	d	
71) n-Butyl acrylate	0.000		0	N.D.	d	
72) n-Amyl acetate	0.000		0	N.D.	d	
73) Bromoform	0.000		0	N.D.	d	
74) Ethylbenzene	6.418	106	2290	0.9390	ug/l	88
75) 1,1,2,2-Tetrachloroethane	0.000		0	N.D.	d	
77) Styrene	0.000		0	N.D.	d	
78) m&p-Xylenes	6.487	106	9035	2.3103	ug/l	85
79) o-Xylene	6.723	106	3316	0.9155	ug/l	77
80) trans-1,4-Dichloro-2-b...	0.000		0	N.D.	d	
81) 1,3-Dichlorobenzene	0.000		0	N.D.	d	
82) 1,4-Dichlorobenzene	0.000		0	N.D.	d	
83) 1,2-Dichlorobenzene	0.000		0	N.D.	d	
84) Isopropylbenzene	6.939	105	8337	0.8225	ug/l	92
85) Cyclohexanone	0.000		0	N.D.	d	
86) Camphene	0.000		0	N.D.	d	
87) 1,2,3-Trichloropropane	0.000		0	N.D.	d	
88) 2-Chlorotoluene	0.000		0	N.D.	d	
89) p-Ethyltoluene	0.000		0	N.D.	d	
90) 4-Chlorotoluene	0.000		0	N.D.	d	
91) n-Propylbenzene	7.195	91	12044	0.9491	ug/l	87
92) Bromobenzene	0.000		0	N.D.	d	
93) 1,3,5-Trimethylbenzene	7.283	105	7844	0.9824	ug/l	48
94) Butyl methacrylate	0.000		0	N.D.	d	
95) t-Butylbenzene	7.500	119	8049	0.9558	ug/l	89
96) 1,2,4-Trimethylbenzene	7.520	105	7839	0.9089	ug/l	92
97) sec-Butylbenzene	7.638	105	9685	0.8860	ug/l	97
98) 4-Isopropyltoluene	7.716	119	8768	0.9897	ug/l	95
99) n-Butylbenzene	7.972	91	9816	0.9002	ug/l	85
100) p-Diethylbenzene	0.000		0	N.D.	d	
101) 1,2,4,5-Tetramethylben...	0.000		0	N.D.	d	
102) 1,2-Dibromo-3-Chloropr...	0.000		0	N.D.	d	
103) Camphor	0.000		0	N.D.	d	
104) Hexachlorobutadiene	0.000		0	N.D.	d	
105) 1,2,4-Trichlorobenzene	0.000		0	N.D.	d	
106) 1,2,3-Trichlorobenzene	0.000		0	N.D.	d	
107) Naphthalene	9.222	128	3276	0.8295	ug/l	100

(#) = qualifier out of range (m) = manual integration (+) = signals summed



SampleID : CAL @ 0.5 PPB
 Data File: 1M68109.D
 Acq On : 05/12/11 09:05

Operator : WP
 Sam Mult : 1 Vial# : 3
 Misc : S,5g

Qt Meth : 1M S0512.M
 Qt On : 05/12/11 11:44
 Qt Upd On: 05/12/11 11:42

Data Path : G:\GcMsData\2011\GCMS_1\Data\05-12-11\
 Qt Path : G:\GcMsData\2011\GCMS_1\MethodQt\
 Qt Resp Via : Initial Calibration

Compound	R.T.	QIon	Response	Conc	Units	Dev(Min)	
Internal Standards							
4) Fluorobenzene	4.529	96	142433	30.00	ug/l	0.00	
52) Chlorobenzene-d5	6.349	117	115292	30.00	ug/l	-0.01	
70) 1,4-Dichlorobenzene-d4	7.766	152	72735	30.00	ug/l	0.00	
System Monitoring Compounds							
36) Dibromofluoromethane	4.086	111	40758	29.06	ug/l	0.00	
Spiked Amount	30.000		Recovery	=	96.87%		
38) 1,2-Dichloroethane-d4	4.313	67	20548	29.50	ug/l	0.00	
Spiked Amount	30.000		Recovery	=	98.33%		
66) Toluene-d8	5.483	98	147863	28.32	ug/l	-0.01	
Spiked Amount	30.000		Recovery	=	94.40%		
76) Bromofluorobenzene	7.048	174	54561	26.73	ug/l	-0.01	
Spiked Amount	30.000		Recovery	=	89.10%		
Target Compounds							Qvalue
5) Chlorodifluoromethane	0.000		0	N.D.	d		
6) Dichlorodifluoromethane	0.000		0	N.D.	d		
7) Chloromethane	0.000		0	N.D.	d		
8) Bromomethane	0.000		0	N.D.	d		
9) Vinyl Chloride	0.000		0	N.D.	d		
10) Chloroethane	0.000		0	N.D.	d		
11) Trichlorofluoromethane	0.000		0	N.D.	d		
12) Ethyl ether	0.000		0	N.D.	d		
13) Furan	0.000		0	N.D.	d		
14) 1,1,2-Trichloro-1,2,2-...	0.000		0	N.D.	d		
15) Methylene Chloride	0.000		0	N.D.	d		
16) Acrolein	0.000		0	N.D.	d		
17) Acrylonitrile	0.000		0	N.D.	d		
18) Iodomethane	0.000		0	N.D.	d		
19) Acetone	0.000		0	N.D.	d		
20) Carbon Disulfide	0.000		0	N.D.	d		
21) t-Butyl Alcohol	0.000		0	N.D.	d		
22) n-Hexane	0.000		0	N.D.	d		
23) Di-isopropyl-ether	0.000		0	N.D.	d		
24) 1,1-Dichloroethene	0.000		0	N.D.	d		
25) Methyl Acetate	0.000		0	N.D.	d		
26) Methyl-t-butyl ether	2.965	73	1176	0.3500	ug/l	91	
27) 1,1-Dichloroethane	0.000		0	N.D.	d		
28) trans-1,2-Dichloroethene	0.000		0	N.D.	d		
29) cis-1,2-Dichloroethene	0.000		0	N.D.	d		
30) Bromochloromethane	0.000		0	N.D.	d		
31) 2,2-Dichloropropane	0.000		0	N.D.	d		
32) Ethyl acetate	0.000		0	N.D.	d		
33) 1,4-Dioxane	0.000		0	N.D.	d		
34) 1,1-Dichloropropene	0.000		0	N.D.	d		
35) Chloroform	0.000		0	N.D.	d		
37) Cyclohexane	0.000		0	N.D.	d		
39) 1,2-Dichloroethane	0.000		0	N.D.	d		
40) 2-Butanone	0.000		0	N.D.	d		
41) 1,1,1-Trichloroethane	0.000		0	N.D.	d		
42) Carbon Tetrachloride	0.000		0	N.D.	d		
43) Vinyl Acetate	0.000		0	N.D.	d		
44) Heptane	0.000		0	N.D.	d		
45) Bromodichloromethane	0.000		0	N.D.	d		
46) Methylcyclohexane	0.000		0	N.D.	d		
47) Dibromomethane	0.000		0	N.D.	d		
48) 1,2-Dichloropropane	0.000		0	N.D.	d		
49) Trichloroethene	0.000		0	N.D.	d		
50) Benzene	0.000		0	N.D.	d		
51) tert-Amyl methyl ether	0.000		0	N.D.	d		
53) Iso-propylacetate	0.000		0	N.D.	d		
54) Methyl methacrylate	0.000		0	N.D.	d		
55) Dibromochloromethane	0.000		0	N.D.	d		
56) 2-Chloroethylvinylether	0.000		0	N.D.	d		
57) cis-1,3-Dichloropropene	0.000		0	N.D.	d		
58) trans-1,3-Dichloropropene	0.000		0	N.D.	d		
59) Ethyl methacrylate	0.000		0	N.D.	d		
60) 1,1,2-Trichloroethane	0.000		0	N.D.	d		
61) 1,2-Dibromoethane	0.000		0	N.D.	d		
62) 1,3-Dichloropropane	0.000		0	N.D.	d		
63) 4-Methyl-2-Pentanone	0.000		0	N.D.	d		
64) 2-Hexanone	0.000		0	N.D.	d		
65) Tetrachloroethene	0.000		0	N.D.	d		
67) Toluene	0.000		0	N.D.	d		


Quantitation Report (QT Reviewed)

SampleID : CAL @ 0.5 PPB Operator : WP Qt Meth : 1M_S0512.M
 Data File: 1M68109.D Sam Mult : 1 Vial# : 3 Qt On : 05/12/11 11:44
 Acq On : 05/12/11 09:05 Misc : S,5g Qt Upd On: 05/12/11 11:42

Data Path : G:\GcMsData\2011\GCMS_1\Data\05-12-11\
 Qt Path : G:\GcMsData\2011\GCMS_1\MethodQt\
 Qt Resp Via : Initial Calibration

Compound	R.T.	QIon	Response	Conc	Units	Dev(Min)
68) 1,1,1,2-Tetrachloroethane	0.000		0	N.D.	d	
69) Chlorobenzene	0.000		0	N.D.	d	
71) n-Butyl acrylate	0.000		0	N.D.	d	
72) n-Amyl acetate	0.000		0	N.D.	d	
73) Bromoform	0.000		0	N.D.	d	
74) Ethylbenzene	0.000		0	N.D.	d	
75) 1,1,2,2-Tetrachloroethane	0.000		0	N.D.	d	
77) Styrene	0.000		0	N.D.	d	
78) m&p-Xylenes	6.487	106	3235	0.8525	ug/l	84
79) o-Xylene	0.000		0	N.D.	d	
80) trans-1,4-Dichloro-2-b...	0.000		0	N.D.	d	
81) 1,3-Dichlorobenzene	0.000		0	N.D.	d	
82) 1,4-Dichlorobenzene	0.000		0	N.D.	d	
83) 1,2-Dichlorobenzene	0.000		0	N.D.	d	
84) Isopropylbenzene	0.000		0	N.D.	d	
85) Cyclohexanone	0.000		0	N.D.	d	
86) Camphene	0.000		0	N.D.	d	
87) 1,2,3-Trichloropropane	0.000		0	N.D.	d	
88) 2-Chlorotoluene	0.000		0	N.D.	d	
89) p-Ethyltoluene	0.000		0	N.D.	d	
90) 4-Chlorotoluene	0.000		0	N.D.	d	
91) n-Propylbenzene	0.000		0	N.D.	d	
92) Bromobenzene	0.000		0	N.D.	d	
93) 1,3,5-Trimethylbenzene	0.000		0	N.D.	d	
94) Butyl methacrylate	0.000		0	N.D.	d	
95) t-Butylbenzene	0.000		0	N.D.	d	
96) 1,2,4-Trimethylbenzene	0.000		0	N.D.	d	
97) sec-Butylbenzene	0.000		0	N.D.	d	
98) 4-Isopropyltoluene	0.000		0	N.D.	d	
99) n-Butylbenzene	0.000		0	N.D.	d	
100) p-Diethylbenzene	0.000		0	N.D.	d	
101) 1,2,4,5-Tetramethylben...	0.000		0	N.D.	d	
102) 1,2-Dibromo-3-Chloropr...	0.000		0	N.D.	d	
103) Camphor	8.966	95	168	1.7152	ug/l #	9
104) Hexachlorobutadiene	0.000		0	N.D.	d	
105) 1,2,4-Trichlorobenzene	0.000		0	N.D.	d	
106) 1,2,3-Trichlorobenzene	0.000		0	N.D.	d	
107) Naphthalene	0.000		0	N.D.	d	

(#) = qualifier out of range (m) = manual integration (+) = signals summed



Form7

Continuing Calibration

Calibration Name: CAL @ 50 PPB
Cont Calibration Date/Time 5/26/2011 3:07:00 PData File: 1M68770.D
Method: EPA 8260B

Instrument: GCMS 1

TxtCompd:	Col#	Multi Num	Type	RT	Conc	Conc Exp	Lo Lim	Hi Lim	Initial RF	RF	%Diff	Flag
Fluorobenzene	1	0	I	4.54	30.00	30				0.000	0.00	
Chlorodifluoromethane	1	0		1.36	33.77				0.961			
Dichlorodifluoromethane	1	0		1.35	40.87	50			0.611	0.529	18.25	
Chloromethane	1	0	CP	1.48	37.00	50	0.1		0.525	0.388	26.00	
Bromomethane	1	0		1.78	42.55	50			0.248	0.211	14.89	
Vinyl Chloride	1	0	CC	1.55	49.37	50	20		0.419	0.414	1.26	
Chloroethane	1	0		1.85	45.36	50			0.231	0.210	9.27	
Trichlorofluoromethane	1	0		2.03	39.13	50			0.825	0.665	21.73	
Ethyl ether	1	0		2.24	38.56	50			0.261	0.223	22.87	
Furan	1	0		2.27	39.51	50			0.877	0.750	20.98	
1,1,2-Trichloro-1,2,2-trifluoroetha	1	0		2.40	48.98	50			0.409	0.400	2.04	
Methylene Chloride	1	0		2.75	42.51	50			0.426	0.362	14.99	
Acrolein	1	0		2.33	210.46	250			0.034	0.033	15.82	
Acrylonitrile	1	0		2.92	42.86	50			0.074	0.077	14.29	
Iodomethane	1	0		2.52	29.02	50			0.532	0.309	41.97	
Acetone	1	0		2.42	223.67	250			0.063	0.056	10.53	
Carbon Disulfide	1	0		2.58	27.17	50			1.318	0.716	45.66	
t-Butyl Alcohol	1	0		2.82	197.98	250			0.015	0.014	20.81	
n-Hexane	1	0		3.18	46.78	50			0.564	0.527	6.44	
Di-isopropyl-ether	1	0		3.34	46.17	50			1.326	1.224	7.65	
1,1-Dichloroethene	1	0	CC	2.40	45.02	50	20		0.691	0.622	9.97	
Methyl Acetate	1	0		2.67	36.20	50			0.265	0.192	27.59	
Methyl-t-butyl ether	1	0		2.97	42.80	50			0.708	0.695	14.39	
1,1-Dichloroethane	1	0	CP	3.29	41.58	50	0.1		0.745	0.668	16.84	
trans-1,2-Dichloroethene	1	0		2.97	46.30	50			0.432	0.400	7.41	
cis-1,2-Dichloroethene	1	0		3.74	46.79	50			0.754	0.706	6.43	
Bromochloromethane	1	0		3.92	44.89	50			0.337	0.302	10.23	
2,2-Dichloropropane	1	0		3.76	48.71	50			0.647	0.630	2.58	
Ethyl acetate	1	0		3.79	45.56				0.237			
1,4-Dioxane	1	0		4.97	2299.20	2500			0.002	0.003	8.03	
1,1-Dichloropropene	1	0		4.23	48.40	50			0.641	0.632	3.21	
Chloroform	1	0	CC	3.98	44.70	50	20		0.831	0.743	10.61	
Dibromofluoromethane	1	0	S	4.09	29.70	75			0.295	0.292	1.00	
Cyclohexane	1	0		4.18	44.02	50			0.733	0.695	11.95	
1,2-Dichloroethane-d4	1	0	S	4.31	30.59	75			0.147	0.150	1.96	
1,2-Dichloroethane	1	0		4.37	46.25	50			0.559	0.517	7.50	
2-Butanone	1	0		3.74	45.96	50			0.096	0.088	8.07	
1,1,1-Trichloroethane	1	0		4.13	43.69	50			0.833	0.728	12.62	
Carbon Tetrachloride	1	0		4.24	47.39	50			0.694	0.658	5.21	
Vinyl Acetate	1	0		3.34	38.18	50			0.867	0.736	23.63	
n-Heptane	1	0		4.53	41.66				0.937			
Bromodichloromethane	1	0		5.05	41.34	50			0.622	0.573	17.33	
Methylcyclohexane	1	0		4.89	49.23	50			0.712	0.709	1.55	
Dibromomethane	1	0		4.97	44.67	50			0.284	0.254	10.65	
1,2-Dichloropropane	1	0	CC	4.89	44.45	50	20		0.439	0.390	11.09	
Trichloroethene	1	0		4.77	45.86	50			0.524	0.480	8.28	
Benzene	1	0		4.37	44.31	50			1.711	1.516	11.39	
tert-Amyl methyl ether	1	0		4.43	39.77	50			0.808	0.718	20.46	
Chlorobenzene-d5	1	0	I	6.36	30.00	30				0.000	0.00	
Iso-propylacetate	1	0		4.39	55.53				0.539			
Methyl methacrylate	1	0		4.94	50.79				0.317			
Dibromochloromethane	1	0		6.01	49.43	50			0.528	0.522	1.15	
2-Chloroethylvinylether	1	0		5.22	52.68	50			0.207	0.248	5.35	
cis-1,3-Dichloropropene	1	0		5.33	44.25	50			0.763	0.795	11.50	
trans-1,3-Dichloropropene	1	0		5.65	42.69	50			0.647	0.650	14.62	
Ethyl methacrylate	1	0		5.69	50.92				0.364			
1,1,2-Trichloroethane	1	0		5.76	51.55	50			0.377	0.389	3.10	
1,2-Dibromoethane	1	0		6.08	54.82	50			0.351	0.385	9.64	
1,3-Dichloropropane	1	0		5.87	51.11	50			0.665	0.679	2.21	
4-Methyl-2-Pentanone	1	0		5.41	61.57	50			0.317	0.390	23.13	
2-Hexanone	1	0		5.90	61.55	50			0.205	0.295	23.11	
Tetrachloroethene	1	0		5.88	52.12	50			0.607	0.594	4.23	
Toluene-d8	1	0	S	5.49	29.34	75			1.359	1.329	2.19	
Toluene	1	0	CC	5.53	46.03	50	20		1.524	1.403	7.94	
1,1,1,2-Tetrachloroethane	1	0		6.42	51.61	50			0.505	0.521	3.21	
Chlorobenzene	1	0	CP	6.38	52.20	50	0.3		1.443	1.507	4.40	
1,4-Dichlorobenzene-d4	1	0	I	7.78	30.00	30				0.000	0.00	
n-Butyl acrylate	1	0		6.66	55.57				1.017			
n-Amyl acetate	1	0		6.79	58.34				0.906			

CC - Continuing Calibration Check Compound
N/O or N/O - Not applicable for this runCP - System Performance Check Compound I - Internal Standard
* - Failed the C or P Criteria

** - No limit specified in method

Page 1 of 2

Note:

8260/8270 limits are compared against the %DIFF/R.F.
624 limits are compared against the concentration found.625 limits are compared against the %DIFF.
524.2 limits are compared against the %DIFF

Form7

Continuing Calibration

0151

Calibration Name: CAL @ 50 PPB
Cont Calibration Date/Time 5/26/2011 3:07:00 P

Data File: 1M68770.D
Method: EPA 8260B

Instrument: GCMS 1

TxtCompd:	Col#	Multi Num	Type	RT	Conc	Conc Exp	Lo Lim	Hi Lim	Initial RF	RF	%Diff	Flag
Bromoform	1	0	CP	6.87	55.00	50	0.1		0.533	0.586	9.99	
Ethylbenzene	1	0	CC	6.43	50.75	50	20		0.956	1.039	1.50	
1,1,2,2-Tetrachloroethane	1	0	CP	7.12	57.48	50	0.3		0.676	0.777	14.96	
Bromofluorobenzene	1	0	S	7.06	30.80	75			0.842	0.864	2.65	
Styrene	1	0		6.74	54.18	50			2.261	2.793	8.35	
m&p-Xylenes	1	0		6.50	110.65	100			1.565	1.775	10.65	
o-Xylene	1	0		6.74	51.83	50			1.512	1.740	3.65	
trans-1,4-Dichloro-2-butene	1	0		7.15	69.46	50			0.430	0.538	38.91	
1,3-Dichlorobenzene	1	0		7.74	50.34	50			2.085	2.099	0.69	
1,4-Dichlorobenzene	1	0		7.80	53.66	50			1.961	2.105	7.32	
1,2-Dichlorobenzene	1	0		8.03	50.04	50			1.802	1.804	0.08	
Isopropylbenzene	1	0		6.96	56.39	50			3.937	4.446	12.78	
Cyclohexanone	1	0		7.02	290.76				0.018			
Camphene	1	0		7.15	54.16	50			1.788	1.856	8.31	
1,2,3-Trichloropropane	1	0		7.16	56.42	50			0.864	0.974	12.84	
2-Chlorotoluene	1	0		7.27	54.48	50			2.534	2.761	8.96	
p-Ethyltoluene	1	0		7.27	53.60				4.758			
4-Chlorotoluene	1	0		7.33	49.24	50			2.551	2.512	1.51	
n-Propylbenzene	1	0		7.21	56.90	50			5.316	5.624	13.79	
Bromobenzene	1	0		7.17	56.74	50			2.559	2.904	13.49	
1,3,5-Trimethylbenzene	1	0		7.30	56.43	50			3.401	3.839	12.86	
Butyl methacrylate	1	0		7.31	63.11				1.192			
t-Butylbenzene	1	0		7.51	55.11	50			3.441	3.792	10.21	
1,2,4-Trimethylbenzene	1	0		7.54	55.62	50			3.607	4.012	11.25	
sec-Butylbenzene	1	0		7.65	54.81	50			4.622	5.023	9.62	
4-Isopropyltoluene	1	0		7.73	51.97	50			3.850	4.001	3.93	
n-Butylbenzene	1	0		7.98	47.35	50			4.593	4.350	5.29	
p-Diethylbenzene	1	0		7.96	48.38				2.087			
1,2,4,5-Tetramethylbenzene	1	0		8.46	45.14				3.232			
1,2-Dibromo-3-Chloropropane	1	0		8.52	50.15	50			0.132	0.132	0.30	
Camphor	1	0		9.01	456.22	500			0.039	0.055	8.76	
Hexachlorobutadiene	1	0		9.16	42.26	50			1.351	1.141	15.48	
1,2,4-Trichlorobenzene	1	0		9.06	48.48	50			1.435	1.392	3.04	
1,2,3-Trichlorobenzene	1	0		9.40	47.55	50			1.257	1.195	4.90	
Naphthalene	1	0		9.24	43.61	50			1.770	1.910	12.78	
1,2-Dioxane	1	100		0.00	0.00	5000				0.000	100.00	
Freon 113	1	100		0.00	0.00	50				0.000	100.00	

CC - Continuing Calibration Check Compound
N/Q or N/Q - Not applicable for this run

CP - System Performance Check Compound I - Internal Standard
* - Failed the C or P Criteria

** - No limit specified in method

Page 2 of 2

Note:

8260/8270 limits are compared against the %DIFF/R.F.
624 limits are compared against the concentration found.

625 limits are compared against the %DIFF.
524.2 limits are compared against the %DIFF

SampleID : CAL @ 50 PPB
 Data File: 1M68770.D
 Acq On : 05/26/11 15:07

Operator : WP
 Sam Mult : 1 Vial# : 28
 Misc : S,5g:.4

Qt Meth : 1M_S0512.M
 Qt On : 05/26/11 15:19
 Qt Upd On: 05/12/11 13:47

Data Path : G:\GcMsData\2011\GCMS_1\Data\05-2611\
 Qt Path : G:\GcMsData\2011\GCMS_1\MethodQt\
 Qt Resp Via : Initial Calibration

Compound	R.T.	QIon	Response	Conc	Units	Dev(Min)
Internal Standards						
4) Fluorobenzene	4.539	96	141152	30.00	ug/l	0.00
52) Chlorobenzene-d5	6.359	117	105805	30.00	ug/l	0.00
70) 1,4-Dichlorobenzene-d4	7.776	152	60271	30.00	ug/l	0.00
System Monitoring Compounds						
36) Dibromofluoromethane	4.087	111	41281	29.70	ug/l	0.00
Spiked Amount 30.000			Recovery =	99.00%		
38) 1,2-Dichloroethane-d4	4.313	67	21117	30.59	ug/l	0.00
Spiked Amount 30.000			Recovery =	101.97%		
66) Toluene-d8	5.494	98	140591	29.34	ug/l	0.00
Spiked Amount 30.000			Recovery =	97.80%		
76) Bromofluorobenzene	7.058	174	52083	30.80	ug/l	0.00
Spiked Amount 30.000			Recovery =	102.67%		
Target Compounds						
					Qvalue	
5) Chlorodifluoromethane	1.362	51	135723	33.7720	ug/l	58
6) Dichlorodifluoromethane	1.346	85	124488	40.8732	ug/l	90
7) Chloromethane	1.480	50	91351	36.9994	ug/l	75
8) Bromomethane	1.782	94	49731	42.5543	ug/l	88
9) Vinyl Chloride	1.547	62	97358	49.3682	ug/l	94
10) Chloroethane	1.849	64	49372	45.3648	ug/l	97
11) Trichlorofluoromethane	2.033	101	156429	39.1338	ug/l	82
12) Ethyl ether	2.237	59	52365	38.5629	ug/l	84
13) Furan	2.267	39	176502	39.5112	ug/l	98
14) 1,1,2-Trichloro-1,2,2-...	2.405	101	94185	48.9784	ug/l	93
15) Methylene Chloride	2.749	84	85206	42.5072	ug/l	93
16) Acrolein	2.326	56	39391	210.4595	ug/l	97
17) Acrylonitrile	2.916	53	18203	42.8555	ug/l	95
18) Iodomethane	2.523	142	72637	29.0155	ug/l	91
19) Acetone	2.424	43	66459	223.6664	ug/l	93
20) Carbon Disulfide	2.582	76	168482	27.1719	ug/l	100
21) t-Butyl Alcohol	2.818	59	16598	197.9781	ug/l	92
22) n-Hexane	3.182	57	124027	46.7785	ug/l	74
23) Di-isopropyl-ether	3.339	45	288014	46.1744	ug/l	100
24) 1,1-Dichloroethene	2.405	61	146294	45.0160	ug/l	97
25) Methyl Acetate	2.670	43	45192	36.2034	ug/l	100
26) Methyl-t-butyl ether	2.965	73	163552	42.8038	ug/l	70
27) 1,1-Dichloroethane	3.290	63	157243	41.5806	ug/l	99
28) trans-1,2-Dichloroethene	2.965	96	94153	46.2957	ug/l	85
29) cis-1,2-Dichloroethene	3.743	61	166041	46.7860	ug/l	93
30) Bromochloromethane	3.920	49	71164	44.8862	ug/l	69
31) 2,2-Dichloropropane	3.762	77	148317	48.7120	ug/l	94
32) Ethyl acetate	3.792	43	50705	45.5610	ug/l	97
33) 1,4-Dioxane	4.972	88	29795	2299.1984	ug/l	83
34) 1,1-Dichloropropene	4.234	75	148594	48.3951	ug/l	93
35) Chloroform	3.979	83	174853	44.6967	ug/l	87
37) Cyclohexane	4.175	56	163385	44.0241	ug/l	97
39) 1,2-Dichloroethane	4.372	62	121538	46.2492	ug/l	95
40) 2-Butanone	3.743	43	20722	45.9645	ug/l	87
41) 1,1,1-Trichloroethane	4.126	97	171255	43.6915	ug/l	98
42) Carbon Tetrachloride	4.244	117	154690	47.3935	ug/l	90
43) Vinyl Acetate	3.339	43	173105	38.1830	ug/l	100
44) n-Heptane	4.530	43	183722	41.6553	ug/l	98
45) Bromodichloromethane	5.051	83	134886	41.3365	ug/l	98
46) Methylcyclohexane	4.894	83	166845	49.2274	ug/l	93
47) Dibromomethane	4.972	174	59789	44.6727	ug/l	92
48) 1,2-Dichloropropane	4.894	63	91782	44.4549	ug/l	84
49) Trichloroethene	4.766	130	112960	45.8581	ug/l	96
50) Benzene	4.372	78	356701	44.3062	ug/l	100
51) tert-Amyl methyl ether	4.431	73	169011	39.7687	ug/l	86
53) Iso-propylacetate	4.392	43	105499	55.5261	ug/l	86
54) Methyl methacrylate	4.943	41	65895	50.7895	ug/l	87
55) Dibromochloromethane	6.005	129	92045	49.4273	ug/l	98
56) 2-Chloroethylvinylether	5.218	63	43781	52.6762	ug/l	76
57) cis-1,3-Dichloropropene	5.327	75	140164	44.2487	ug/l	89
58) trans-1,3-Dichloropropene	5.651	75	114610	42.6904	ug/l	91
59) Ethyl methacrylate	5.691	41	79155	50.9214	ug/l	70
60) 1,1,2-Trichloroethane	5.759	97	68603	51.5483	ug/l	88
61) 1,2-Dibromoethane	6.084	107	67956	54.8188	ug/l	96
62) 1,3-Dichloropropane	5.868	76	119781	51.1055	ug/l	99
63) 4-Methyl-2-Pentanone	5.405	43	68759	61.5673	ug/l	83
64) 2-Hexanone	5.897	43	52070	61.5536	ug/l	86
65) Tetrachloroethene	5.877	164	104663	52.1151	ug/l	95
67) Toluene	5.533	92	247338	46.0324	ug/l	99

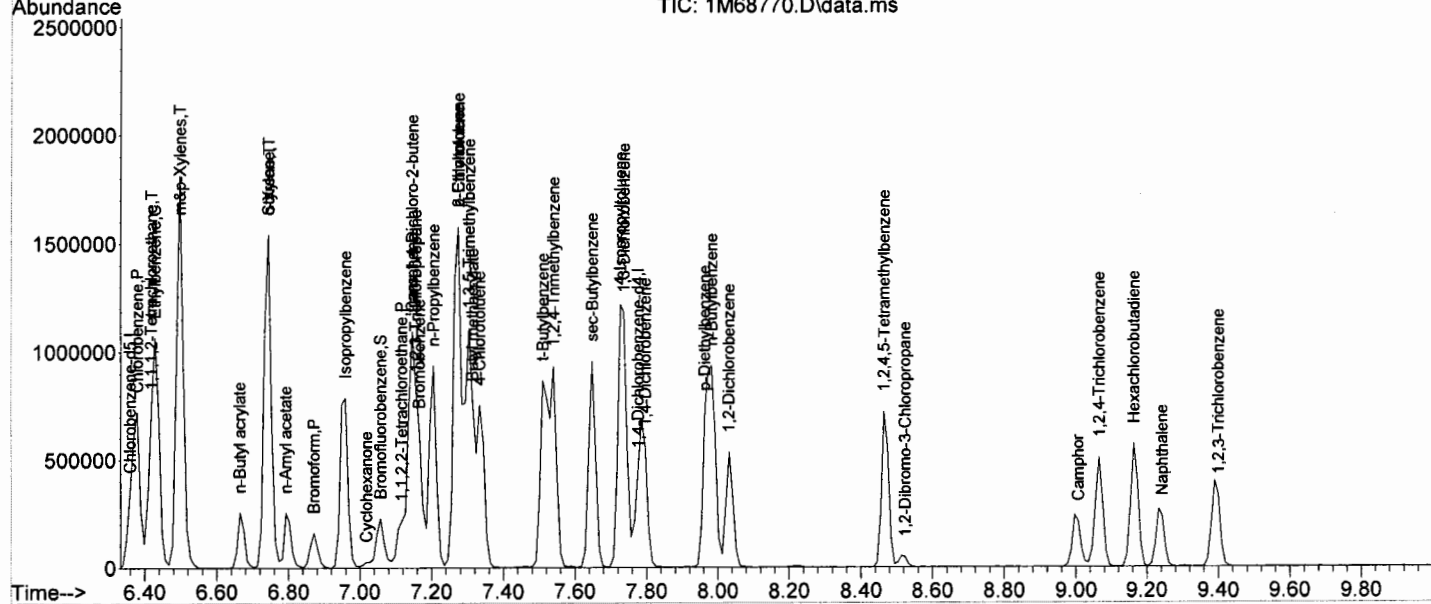
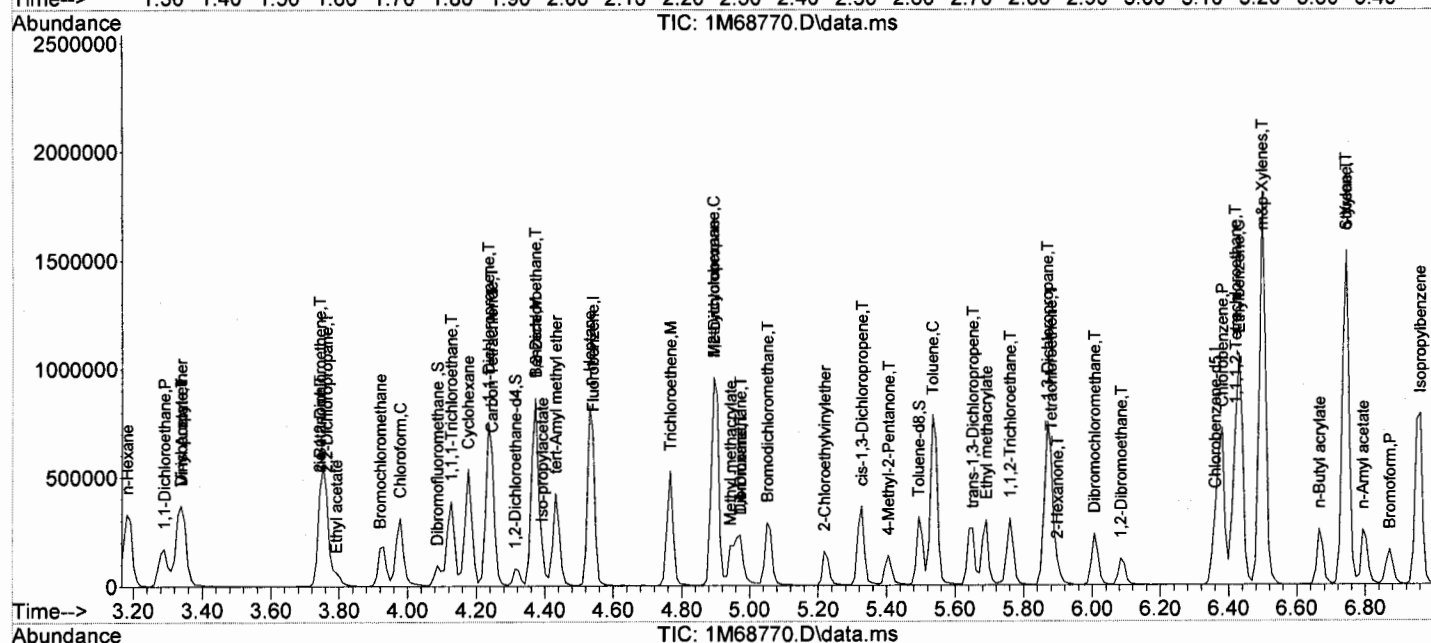
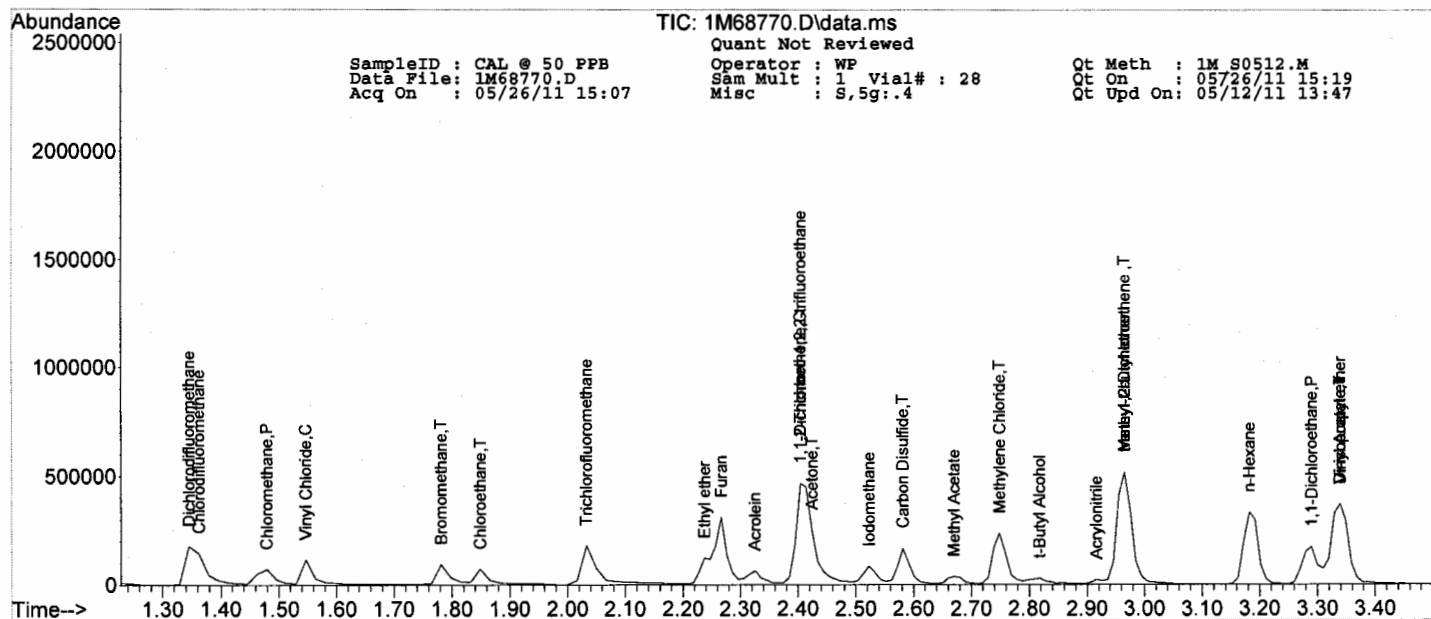
Quantitation Report (Not Reviewed)

SampleID : CAL @ 50 PPB Operator : WP Qt Meth : 1M_S0512.M
 Data File: 1M68770.D Sam Mult : 1 Vial# : 28 Qt On : 05/26/11 15:19
 Acq On : 05/26/11 15:07 Misc : S,5g:.4 Qt Upd On: 05/12/11 13:47

Data Path : G:\GcMsData\2011\GCMS_1\Data\05-2611\
 Qt Path : G:\GcMsData\2011\GCMS_1\MethodQt\
 Qt Resp Via : Initial Calibration

Compound	R.T.	QIon	Response	Conc	Units	Dev(Min)
68) 1,1,1,2-Tetrachloroethane	6.419	133	91859	51.6067	ug/l	76
69) Chlorobenzene	6.379	112	265693	52.2013	ug/l	97
71) n-Butyl acrylate	6.664	55	126717	55.5670	ug/l	97
72) n-Amyl acetate	6.792	43	115021	58.3446	ug/l	82
73) Bromoform	6.871	173	58848	54.9954	ug/l	92
74) Ethylbenzene	6.428	106	104400	50.7507	ug/l	88
75) 1,1,2,2-Tetrachloroethane	7.117	83	78098	57.4778	ug/l	94
77) Styrene	6.743	104	280569	54.1765	ug/l	96
78) m&p-Xylenes	6.497	106	356592	110.6492	ug/l	90
79) o-Xylene	6.743	106	174768	51.8262	ug/l	71
80) trans-1,4-Dichloro-2-b...	7.147	53	54057	69.4575	ug/l	97
81) 1,3-Dichlorobenzene	7.737	146	210834	50.3428	ug/l	91
82) 1,4-Dichlorobenzene	7.796	146	211423	53.6599	ug/l	93
83) 1,2-Dichlorobenzene	8.032	146	181180	50.0395	ug/l	91
84) Isopropylbenzene	6.960	105	446600	56.3893	ug/l	95
85) Cyclohexanone	7.019	55	10338	290.7576	ug/l	95
86) Camphene	7.147	93	186398	54.1573	ug/l	98
87) 1,2,3-Trichloropropane	7.156	75	97879	56.4208	ug/l	89
88) 2-Chlorotoluene	7.274	91	277336	54.4782	ug/l	98
89) p-Ethyltoluene	7.274	105	510901	53.6024	ug/l	82
90) 4-Chlorotoluene	7.333	91	252352	49.2427	ug/l	93
91) n-Propylbenzene	7.206	91	564923	56.8963	ug/l	96
92) Bromobenzene	7.166	77	291742	56.7440	ug/l	83
93) 1,3,5-Trimethylbenzene	7.304	105	385616	56.4311	ug/l	95
94) Butyl methacrylate	7.314	41	135420	63.1116	ug/l	60
95) t-Butylbenzene	7.511	119	380922	55.1069	ug/l	85
96) 1,2,4-Trimethylbenzene	7.540	105	403058	55.6246	ug/l	87
97) sec-Butylbenzene	7.648	105	504593	54.8110	ug/l	98
98) 4-Isopropyltoluene	7.727	119	401925	51.9656	ug/l	93
99) n-Butylbenzene	7.983	91	436935	47.3547	ug/l	96
100) p-Diethylbenzene	7.963	119	202880	48.3823	ug/l	93
101) 1,2,4,5-Tetramethylben...	8.465	119	330144	45.1447	ug/l	92
102) 1,2-Dibromo-3-Chloropr...	8.524	157	13253	50.1512	ug/l	69
103) Camphor	9.006	95	54957	456.2221	ug/l	91
104) Hexachlorobutadiene	9.163	225	114665	42.2603	ug/l	93
105) 1,2,4-Trichlorobenzene	9.065	180	139787	48.4783	ug/l	97
106) 1,2,3-Trichlorobenzene	9.399	180	120044	47.5481	ug/l	95
107) Naphthalene	9.242	128	191906	43.6117	ug/l	100

(#) = qualifier out of range (m) = manual integration (+) = signals summed



Form7

Continuing Calibration

0155

Calibration Name: CAL @ 50 PPB
Cont Calibration Date/Time 5/27/2011 7:50:00 A

Data File: 1M68815.D
Method: EPA 8260B

Instrument: GCMS 1

TxtCompd:	Col#	Multi Num	Type	RT	Conc	Conc Exp	Lo Lim	Hi Lim	Initial RF	RF	%Diff	Flag
Fluorobenzene	1	0	I	4.54	30.00	30				0.000	0.00	
Chlorodifluoromethane	1	0		1.35	29.99				0.961			
Dichlorodifluoromethane	1	0		1.35	37.76	50			0.611	0.489	24.49	
Chloromethane	1	0	CP	1.46	35.15	50	0.1		0.525	0.369	29.70	
Bromomethane	1	0		1.78	40.05	50			0.248	0.199	19.89	
Vinyl Chloride	1	0	CC	1.55	45.04	50	20		0.419	0.378	9.92	
Chloroethane	1	0		1.85	42.44	50			0.231	0.196	15.12	
Trichlorofluoromethane	1	0		2.03	34.92	50			0.825	0.593	30.17	
Ethyl ether	1	0		2.24	36.27	50			0.261	0.209	27.47	
Furan	1	0		2.27	34.74	50			0.877	0.660	30.52	
1,1,2-Trichloro-1,2,2-trifluoroethane	1	0		2.41	45.26	50			0.409	0.370	9.47	
Methyl Chloride	1	0		2.75	39.26	50			0.426	0.335	21.47	
Acrolein	1	0		2.33	190.44	250			0.034	0.030	23.83	
Acrylonitrile	1	0		2.93	38.53	50			0.074	0.070	22.93	
Iodomethane	1	0		2.52	25.85	50			0.532	0.275	48.30	
Acetone	1	0		2.42	199.80	250			0.063	0.050	20.08	
Carbon Disulfide	1	0		2.58	24.22	50			1.318	0.638	51.56	
t-Butyl Alcohol	1	0		2.82	200.83	250			0.015	0.014	19.67	
n-Hexane	1	0		3.19	45.13	50			0.564	0.509	9.75	
Di-isopropyl-ether	1	0		3.34	41.54	50			1.326	1.101	16.93	
1,1-Dichloroethene	1	0	CC	2.41	40.66	50	20		0.691	0.562	18.69	
Methyl Acetate	1	0		2.67	34.05	50			0.265	0.181	31.89	
Methyl-t-butyl ether	1	0		2.97	39.32	50			0.708	0.639	21.37	
1,1-Dichloroethane	1	0	CP	3.29	37.16	50	0.1		0.745	0.597	25.68	
trans-1,2-Dichloroethene	1	0		2.97	42.21	50			0.432	0.365	15.58	
cis-1,2-Dichloroethene	1	0		3.74	41.28	50			0.754	0.623	17.44	
Bromochloromethane	1	0		3.92	40.20	50			0.337	0.271	19.60	
2,2-Dichloropropane	1	0		3.76	43.68	50			0.647	0.565	12.64	
Ethyl acetate	1	0		3.79	41.96				0.237			
1,4-Dioxane	1	0		4.97	1877.38	2500			0.002	0.002	24.90	
1,1-Dichloropropene	1	0		4.23	44.38	50			0.641	0.579	11.24	
Chloroform	1	0	CC	3.98	40.06	50	20		0.831	0.666	19.87	
Dibromofluoromethane	1	0	S	4.09	29.15	75			0.295	0.287	2.85	
Cyclohexane	1	0		4.18	40.59	50			0.733	0.640	18.83	
1,2-Dichloroethane-d4	1	0	S	4.31	28.47	75			0.147	0.139	5.09	
1,2-Dichloroethane	1	0		4.37	41.40	50			0.559	0.462	17.19	
2-Butanone	1	0		3.74	43.75	50			0.096	0.084	12.50	
1,1,1-Trichloroethane	1	0		4.13	40.06	50			0.833	0.667	19.88	
Carbon Tetrachloride	1	0		4.24	41.73	50			0.694	0.579	16.54	
Vinyl Acetate	1	0		3.34	34.32	50			0.867	0.661	31.35	
n-Heptane	1	0		4.53	42.41				0.937			
Bromodichloromethane	1	0		5.05	37.01	50			0.622	0.513	25.98	
Methylcyclohexane	1	0		4.89	44.59	50			0.712	0.642	10.82	
Dibromomethane	1	0		4.97	39.84	50			0.284	0.227	20.32	
1,2-Dichloropropane	1	0	CC	4.89	39.76	50	20		0.439	0.349	20.49	
Trichloroethene	1	0		4.77	38.28	50			0.524	0.401	23.43	
Benzene	1	0		4.37	40.70	50			1.711	1.393	18.60	
tert-Amyl methyl ether	1	0		4.43	36.52	50			0.808	0.660	26.97	
Chlorobenzene-d5	1	0	I	6.36	30.00	30				0.000	0.00	
Iso-propylacetate	1	0		4.39	57.18				0.539			
Methyl methacrylate	1	0		4.94	46.94				0.317			
Dibromochloromethane	1	0		6.01	48.08	50			0.528	0.508	3.84	
2-Chloroethylvinylether	1	0		5.22	51.26	50			0.207	0.242	2.53	
cis-1,3-Dichloropropene	1	0		5.33	41.08	50			0.763	0.738	17.83	
trans-1,3-Dichloropropene	1	0		5.64	41.48	50			0.647	0.631	17.04	
Ethyl methacrylate	1	0		5.68	48.69				0.364			
1,1,2-Trichloroethane	1	0		5.76	47.85	50			0.377	0.361	4.30	
1,2-Dibromoethane	1	0		6.08	51.80	50			0.351	0.364	3.59	
1,3-Dichloropropane	1	0		5.86	50.43	50			0.665	0.670	0.85	
4-Methyl-2-Pentanone	1	0		5.41	64.35	50			0.317	0.408	28.70	
2-Hexanone	1	0		5.89	61.47	50			0.205	0.295	22.94	
Tetrachloroethene	1	0		5.88	49.82	50			0.607	0.567	0.35	
Toluene-d8	1	0	S	5.49	30.27	75			1.359	1.371	0.90	
Toluene	1	0	CC	5.53	44.14	50	20		1.524	1.345	11.73	
1,1,1,2-Tetrachloroethane	1	0		6.42	50.46	50			0.505	0.509	0.93	
Chlorobenzene	1	0	CP	6.38	49.60	50	0.3		1.443	1.432	0.80	
1,4-Dichlorobenzene-d4	1	0	I	7.78	30.00	30				0.000	0.00	
n-Butyl acrylate	1	0		6.66	52.38				1.017			
n-Amyl acetate	1	0		6.79	56.13				0.906			

CC - Continuing Calibration Check Compound
N/O or N/O - Not applicable for this run

CP - System Performance Check Compound I - Internal Standard
* - Failed the C or P Criteria

** - No limit specified in method

Page 1 of 2

Note:

8260/8270 limits are compared against the %DIFF/R.F.
624 limits are compared against the concentration found.

625 limits are compared against the %DIFF.
524.2 limits are compared against the %DIFF

Form7

Continuing Calibration

0156

Calibration Name: CAL @ 50 PPB
Cont Calibration Date/Time 5/27/2011 7:50:00 A

Data File: IM68815.D
Method: EPA 8260B

Instrument: GCMS 1

TxtCompd:	Col#	Multi Num	Type	RT	Conc	Conc Exp	Lo Lim	Hi Lim	Initial RF	RF	%Diff	Flag
Bromoform	1	0	CP	6.87	50.15	50	0.1		0.533	0.534	0.30	
Ethylbenzene	1	0	CC	6.43	51.47	50	20		0.956	1.054	2.94	
1,1,2,2-Tetrachloroethane	1	0	CP	7.11	52.59	50	0.3		0.676	0.711	5.18	
Bromofluorobenzene	1	0	S	7.06	29.21	75			0.842	0.820	2.64	
Styrene	1	0		6.74	48.47	50			2.261	2.510	3.06	
m&p-Xylenes	1	0		6.50	102.04	100			1.565	1.643	2.04	
o-Xylene	1	0		6.73	46.83	50			1.512	1.580	6.34	
trans-1,4-Dichloro-2-butene	1	0		7.14	68.25	50			0.430	0.529	36.50	
1,3-Dichlorobenzene	1	0		7.74	46.84	50			2.085	1.953	6.31	
1,4-Dichlorobenzene	1	0		7.79	47.19	50			1.961	1.851	5.61	
1,2-Dichlorobenzene	1	0		8.03	45.31	50			1.802	1.633	9.38	
Isopropylbenzene	1	0		6.95	53.22	50			3.937	4.196	6.44	
Cyclohexanone	1	0		7.02	315.33				0.018			
Camphene	1	0		7.14	52.97	50			1.788	1.815	5.95	
1,2,3-Trichloropropane	1	0		7.15	51.21	50			0.864	0.884	2.41	
2-Chlorotoluene	1	0		7.27	47.65	50			2.534	2.415	4.71	
p-Ethyltoluene	1	0		7.27	52.72				4.758			
4-Chlorotoluene	1	0		7.33	48.92	50			2.551	2.496	2.16	
n-Propylbenzene	1	0		7.20	53.13	50			5.316	5.252	6.27	
Bromobenzene	1	0		7.16	53.02	50			2.559	2.714	6.05	
1,3,5-Trimethylbenzene	1	0		7.29	48.13	50			3.401	3.274	3.75	
Butyl methacrylate	1	0		7.30	60.89				1.192			
t-Butylbenzene	1	0		7.51	51.08	50			3.441	3.515	2.15	
1,2,4-Trimethylbenzene	1	0		7.54	50.95	50			3.607	3.675	1.91	
sec-Butylbenzene	1	0		7.65	51.09	50			4.622	4.682	2.18	
4-Isopropyltoluene	1	0		7.73	49.61	50			3.850	3.820	0.78	
n-Butylbenzene	1	0		7.98	46.37	50			4.593	4.259	7.27	
p-Diethylbenzene	1	0		7.96	47.43				2.087			
1,2,4,5-Tetramethylbenzene	1	0		8.47	43.16				3.232			
1,2-Dibromo-3-Chloropropane	1	0		8.51	47.63	50			0.132	0.125	4.74	
Camphor	1	0		9.00	431.42	500			0.039	0.052	13.72	
Hexachlorobutadiene	1	0		9.16	42.30	50			1.351	1.142	15.41	
1,2,4-Trichlorobenzene	1	0		9.07	47.61	50			1.435	1.367	4.78	
1,2,3-Trichlorobenzene	1	0		9.39	48.22	50			1.257	1.212	3.57	
Naphthalene	1	0		9.23	43.28	50			1.770	1.896	13.44	
1,2-Dioxane	1	100		0.00	0.00	5000				0.000	100.00	
Freon 113	1	100		0.00	0.00	50				0.000	100.00	

CC - Continuing Calibration Check Compound
N/O or N/O - Not applicable for this run

CP - System Performance Check Compound I - Internal Standard
* - Failed the C or P Criteria

** - No limit specified in method

Page 2 of 2

Note:

8260/8270 limits are compared against the %DIFF/R.F.
624 limits are compared against the concentration found.

625 limits are compared against the %DIFF.
524.2 limits are compared against the %DIFF

SampleID : CAL @ 50 PPB
Data File: 1M68815.D
Acq On : 05/27/11 07:50

Operator : SG
Sam Mult : 1 Vial# : 3
Misc : S,5g:.4

Qt Meth : 1M_S0512.M
Qt On : 05/27/11 08:06
Qt Upd On: 05/12/11 13:47

Data Path : G:\GcMsData\2011\GCMS_1\Data\05-27-11\
Qt Path : G:\GcMsData\2011\GCMS_1\MethodQt\
Qt Resp Via : Initial Calibration

Compound	R.T.	QIon	Response	Conc	Units	Dev(Min)
Internal Standards						
4) Fluorobenzene	4.540	96	136791	30.00	ug/l	0.00
52) Chlorobenzene-d5	6.360	117	96345	30.00	ug/l	0.00
70) 1,4-Dichlorobenzene-d4	7.777	152	55978	30.00	ug/l	0.00
System Monitoring Compounds						
36) Dibromofluoromethane	4.087	111	39260	29.15	ug/l	0.00
Spiked Amount 30.000			Recovery =	97.17%		
38) 1,2-Dichloroethane-d4	4.314	67	19050	28.47	ug/l	0.00
Spiked Amount 30.000			Recovery =	94.90%		
66) Toluene-d8	5.494	98	132069	30.27	ug/l	0.00
Spiked Amount 30.000			Recovery =	100.90%		
76) Bromofluorobenzene	7.058	174	45878	29.21	ug/l	0.00
Spiked Amount 30.000			Recovery =	97.37%		
Target Compounds						
					Qvalue	
5) Chlorodifluoromethane	1.346	51	116799	29.9897	ug/l	52
6) Dichlorodifluoromethane	1.346	85	111445	37.7573	ug/l	84
7) Chloromethane	1.463	50	84101	35.1490	ug/l	81
8) Bromomethane	1.782	94	45362	40.0532	ug/l	85
9) Vinyl Chloride	1.547	62	86074	45.0378	ug/l	93
10) Chloroethane	1.849	64	44760	42.4383	ug/l	100
11) Trichlorofluoromethane	2.033	101	135255	34.9155	ug/l	86
12) Ethyl ether	2.238	59	47726	36.2671	ug/l	79
13) Furan	2.267	39	150388	34.7386	ug/l	100
14) 1,1,2-Trichloro-1,2,2-...	2.405	101	84352	45.2634	ug/l	93
15) Methylene Chloride	2.749	84	76272	39.2633	ug/l	81
16) Acrolein	2.326	56	34542	190.4357	ug/l	100
17) Acrylonitrile	2.926	53	15862	38.5346	ug/l	98
18) Iodomethane	2.523	142	62713	25.8499	ug/l	99
19) Acetone	2.425	43	57533	199.7990	ug/l	84
20) Carbon Disulfide	2.582	76	145533	24.2191	ug/l	100
21) t-Butyl Alcohol	2.818	59	16317	200.8312	ug/l	98
22) n-Hexane	3.192	57	115953	45.1275	ug/l	73
23) Di-isopropyl-ether	3.340	45	251075	41.5357	ug/l	100
24) 1,1-Dichloroethene	2.405	61	128044	40.6564	ug/l	94
25) Methyl Acetate	2.671	43	41195	34.0535	ug/l	100
26) Methyl-t-butyl ether	2.966	73	145583	39.3158	ug/l	69
27) 1,1-Dichloroethane	3.291	63	136190	37.1615	ug/l	97
28) trans-1,2-Dichloroethene	2.966	96	83187	42.2077	ug/l	85
29) cis-1,2-Dichloroethene	3.743	61	141967	41.2779	ug/l	85
30) Bromochloromethane	3.920	49	61769	40.2024	ug/l	69
31) 2,2-Dichloropropane	3.763	77	128884	43.6791	ug/l	93
32) Ethyl acetate	3.792	43	45258	41.9631	ug/l	100
33) 1,4-Dioxane	4.973	88	23577	1877.3754	ug/l	92
34) 1,1-Dichloropropene	4.235	75	132055	44.3797	ug/l	97
35) Chloroform	3.979	83	151889	40.0643	ug/l	88
37) Cyclohexane	4.176	56	145974	40.5867	ug/l	98
39) 1,2-Dichloroethane	4.373	62	105441	41.4030	ug/l	97
40) 2-Butanone	3.743	43	19115	43.7517	ug/l	90
41) 1,1,1-Trichloroethane	4.127	97	152163	40.0582	ug/l	99
42) Carbon Tetrachloride	4.245	117	131998	41.7305	ug/l	96
43) Vinyl Acetate	3.340	43	150802	34.3239	ug/l	100
44) n-Heptane	4.530	43	181292	42.4148	ug/l	99
45) Bromodichloromethane	5.051	83	117043	37.0120	ug/l	94
46) Methylcyclohexane	4.894	83	146464	44.5917	ug/l	97
47) Dibromomethane	4.973	174	51675	39.8411	ug/l	90
48) 1,2-Dichloropropane	4.894	63	79545	39.7562	ug/l	89
49) Trichloroethene	4.766	130	91390	38.2842	ug/l	88
50) Benzene	4.373	78	317531	40.6982	ug/l	100
51) tert-Amyl methyl ether	4.432	73	150397	36.5170	ug/l	86
53) Iso-propylacetate	4.392	43	98931	57.1819	ug/l	94
54) Methyl methacrylate	4.943	41	55459	46.9429	ug/l	84
55) Dibromochloromethane	6.006	129	81527	48.0778	ug/l	100
56) 2-Chloroethylvinylether	5.219	63	38798	51.2643	ug/l	78
57) cis-1,3-Dichloropropene	5.327	75	118502	41.0834	ug/l	96
58) trans-1,3-Dichloropropene	5.642	75	101399	41.4781	ug/l	98
59) Ethyl methacrylate	5.681	41	68924	48.6933	ug/l	71
60) 1,1,2-Trichloroethane	5.760	97	57988	47.8505	ug/l	90
61) 1,2-Dibromoethane	6.084	107	58467	51.7952	ug/l	98
62) 1,3-Dichloropropane	5.858	76	107624	50.4273	ug/l	99
63) 4-Methyl-2-Pentanone	5.406	43	65443	64.3518	ug/l	90
64) 2-Hexanone	5.888	43	47351	61.4712	ug/l	90
65) Tetrachloroethene	5.878	164	91115	49.8238	ug/l	97
67) Toluene	5.534	92	215940	44.1350	ug/l	100

Quantitation Report (QT Reviewed)

SampleID : CAL @ 50 PPB
 Data File: 1M68815.D
 Acq On : 05/27/11 07:50

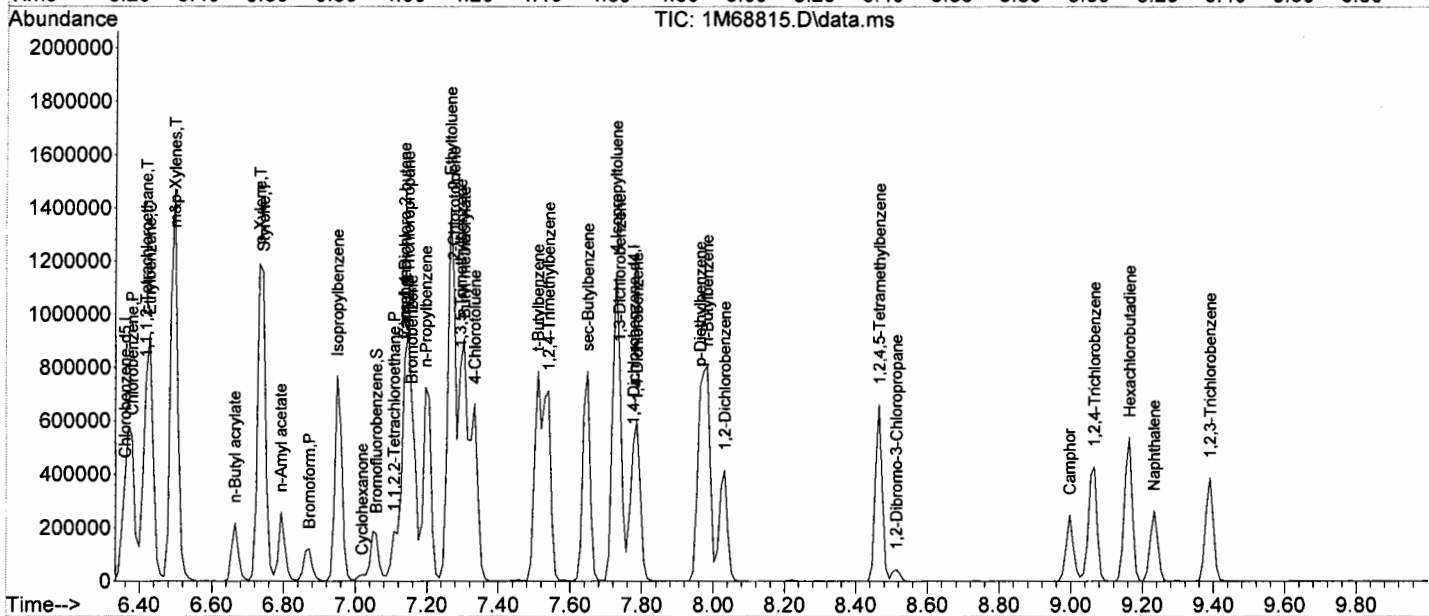
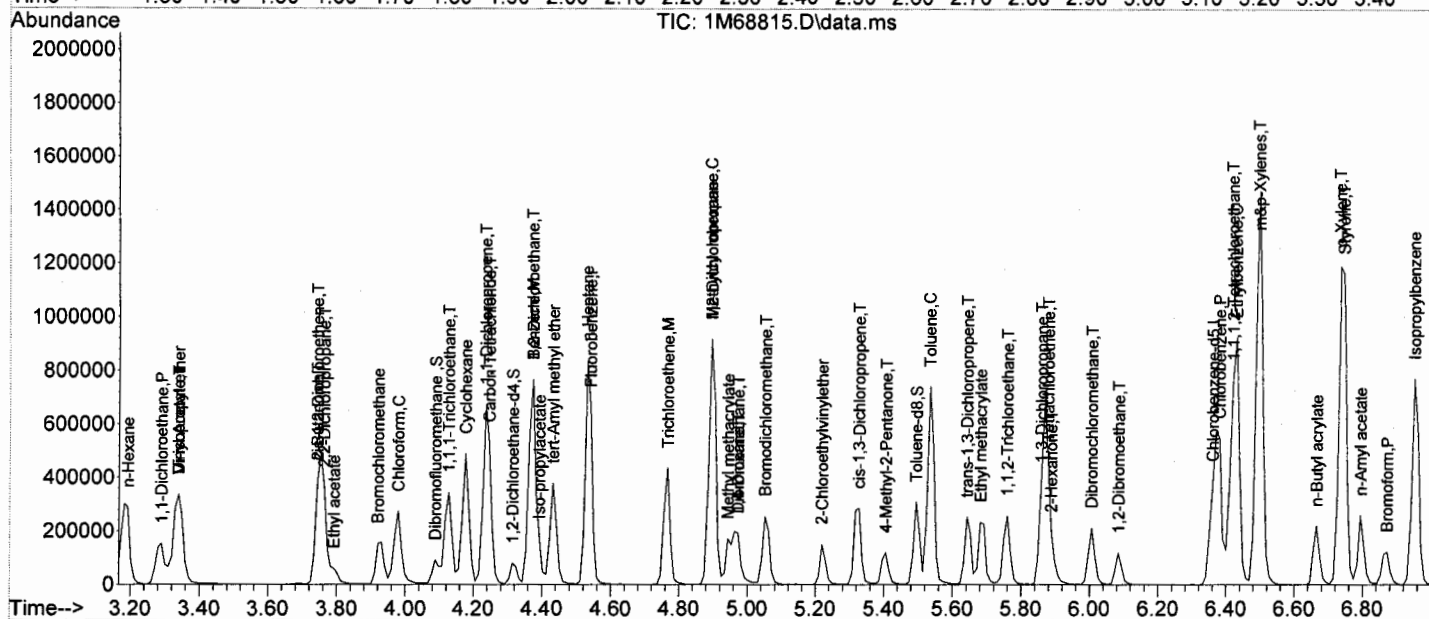
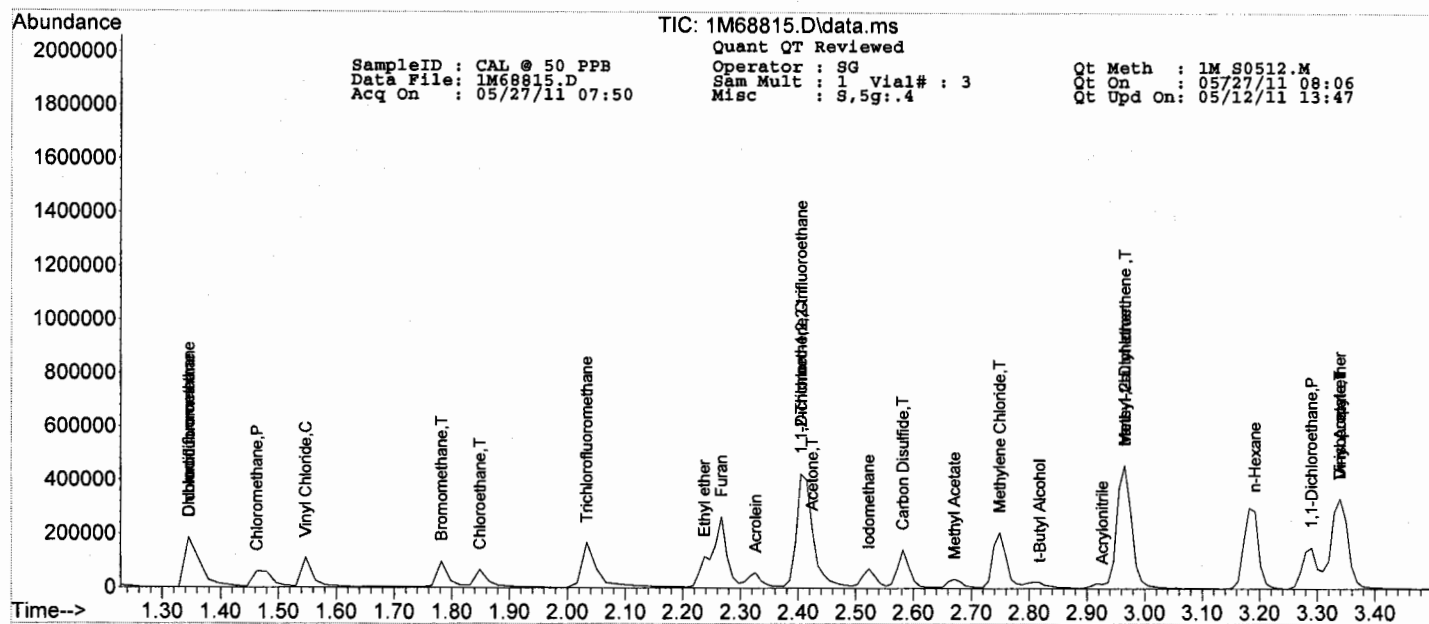
Operator : SG
 Sam Mult : 1 Vial# : 3
 Misc : S,5g:.4

Qt Meth : 1M_S0512.M
 Qt On : 05/27/11 08:06
 Qt Upd On: 05/12/11 13:47

Data Path : G:\GcMsData\2011\GCMS_1\Data\05-27-11\
 Qt Path : G:\GcMsData\2011\GCMS_1\MethodQt\
 Qt Resp Via : Initial Calibration

	Compound	R.T.	QIon	Response	Conc	Units	Dev(Min)
68)	1,1,1,2-Tetrachloroethane	6.419	133	81795	50.4648	ug/l	81
69)	Chlorobenzene	6.380	112	229883	49.6004	ug/l	95
71)	n-Butyl acrylate	6.665	55	110938	52.3785	ug/l	98
72)	n-Amyl acetate	6.793	43	102772	56.1293	ug/l	83
73)	Bromoform	6.872	173	49840	50.1492	ug/l	90
74)	Ethylbenzene	6.429	106	98288	51.4683	ug/l	87
75)	1,1,2,2-Tetrachloroethane	7.108	83	66370	52.5924	ug/l	95
77)	Styrene	6.744	104	234178	48.4706	ug/l	92
78)	m&p-Xylenes	6.498	106	306541	102.0439	ug/l	86
79)	o-Xylene	6.734	106	147446	46.8323	ug/l	83
80)	trans-1,4-Dichloro-2-b...	7.137	53	49333	68.2489	ug/l	95
81)	1,3-Dichlorobenzene	7.737	146	182209	46.8444	ug/l	89
82)	1,4-Dichlorobenzene	7.786	146	172701	47.1936	ug/l	95
83)	1,2-Dichlorobenzene	8.032	146	152368	45.3094	ug/l	90
84)	Isopropylbenzene	6.950	105	391486	53.2213	ug/l	95
85)	Cyclohexanone	7.019	55	10413	315.3272	ug/l	94
86)	Camphene	7.137	93	169340	52.9744	ug/l	97
87)	1,2,3-Trichloropropane	7.147	75	82506	51.2066	ug/l	89
88)	2-Chlorotoluene	7.275	91	225283	47.6470	ug/l	96
89)	p-Ethyltoluene	7.265	105	466910	52.7166	ug/l	83
90)	4-Chlorotoluene	7.334	91	232832	48.9180	ug/l	92
91)	n-Propylbenzene	7.196	91	489995	53.1346	ug/l	96
92)	Bromobenzene	7.157	77	253202	53.0248	ug/l	82
93)	1,3,5-Trimethylbenzene	7.295	105	305438	48.1258	ug/l	95
94)	Butyl methacrylate	7.304	41	121341	60.8871	ug/l	69
95)	t-Butylbenzene	7.511	119	327914	51.0764	ug/l	85
96)	1,2,4-Trimethylbenzene	7.540	105	342909	50.9530	ug/l	85
97)	sec-Butylbenzene	7.649	105	436826	51.0888	ug/l	100
98)	4-Isopropyltoluene	7.727	119	356370	49.6093	ug/l	94
99)	n-Butylbenzene	7.983	91	397351	46.3673	ug/l	97
100)	p-Diethylbenzene	7.963	119	184728	47.4320	ug/l	92
101)	1,2,4,5-Tetramethylben...	8.465	119	293152	43.1605	ug/l	93
102)	1,2-Dibromo-3-Chloropr...	8.514	157	11690	47.6291	ug/l	69
103)	Camphor	8.996	95	48268	431.4234	ug/l	89
104)	Hexachlorobutadiene	9.164	225	106588	42.2962	ug/l	95
105)	1,2,4-Trichlorobenzene	9.065	180	127500	47.6082	ug/l	96
106)	1,2,3-Trichlorobenzene	9.390	180	113059	48.2158	ug/l	98
107)	Naphthalene	9.233	128	176874	43.2782	ug/l	100

(#) = qualifier out of range (m) = manual integration (+) = signals summed



Form7

0160

Continuing Calibration

Calibration Name: CAL @ 50 PPB
Cont Calibration Date/Time 6/1/2011 7:04:00 AData File: 1M69044.D
Method: EPA 8260B

Instrument: GCMS 1

TxtCompd:	Col#	Multi Num	Type	RT	Conc	Conc Exp	Lo Lim	Hi Lim	Initial RF	RF	%Diff	Flag
Fluorobenzene	1	0	I	4.53	30.00	30				0.000	0.00	
Chlorodifluoromethane	1	0		1.35	44.68				0.961			
Dichlorodifluoromethane	1	0		1.35	47.51	50			0.611	0.615	4.98	
Chloromethane	1	0	CP	1.46	50.51	50	0.1		0.525	0.530	1.03	
Bromomethane	1	0		1.78	54.88	50			0.248	0.273	9.76	
Vinyl Chloride	1	0	CC	1.55	56.39	50	20		0.419	0.473	12.78	
Chloroethane	1	0		1.85	53.31	50			0.231	0.247	6.62	
Trichlorofluoromethane	1	0		2.03	48.23	50			0.825	0.819	3.54	
Ethyl ether	1	0		2.24	46.23	50			0.261	0.267	7.54	
Furan	1	0		2.26	43.41	50			0.877	0.824	13.18	
1,1,2-Trichloro-1,2,2-trifluoroetha	1	0		2.41	54.94	50			0.409	0.449	9.88	
Methylene Chloride	1	0		2.74	48.13	50			0.426	0.410	3.73	
Acrolein	1	0		2.32	211.20	250			0.034	0.034	15.52	
Acrylonitrile	1	0		2.92	48.86	50			0.074	0.088	2.27	
Iodomethane	1	0		2.51	53.16	50			0.532	0.566	6.32	
Acetone	1	0		2.43	275.02	250			0.063	0.069	10.01	
Carbon Disulfide	1	0		2.58	52.39	50			1.318	1.381	4.77	
t-Butyl Alcohol	1	0		2.80	278.44	250			0.015	0.020	11.38	
n-Hexane	1	0		3.17	55.65	50			0.564	0.627	11.30	
Di-isopropyl-ether	1	0		3.33	54.11	50			1.326	1.435	8.22	
1,1-Dichloroethene	1	0	CC	2.41	54.95	50	20		0.691	0.759	9.91	
Methyl Acetate	1	0		2.66	39.62	50			0.265	0.210	20.75	
Methyl-t-butyl ether	1	0		2.96	53.86	50			0.708	0.875	7.72	
1,1-Dichloroethane	1	0	CP	3.28	48.63	50	0.1		0.745	0.782	2.75	
trans-1,2-Dichloroethene	1	0		2.96	51.98	50			0.432	0.449	3.95	
cis-1,2-Dichloroethene	1	0		3.74	55.68	50			0.754	0.840	11.36	
Bromochloromethane	1	0		3.92	51.00	50			0.337	0.344	2.00	
2,2-Dichloropropane	1	0		3.75	53.78	50			0.647	0.696	7.56	
Ethyl acetate	1	0		3.78	57.38				0.237			
1,4-Dioxane	1	0		4.96	2339.67	2500			0.002	0.003	6.41	
1,1-Dichloropropene	1	0		4.23	57.93	50			0.641	0.756	15.87	
Chloroform	1	0	CC	3.97	49.99	50	20		0.831	0.831	0.02	
Dibromofluoromethane	1	0	S	4.09	27.05	75			0.295	0.266	9.83	
Cyclohexane	1	0		4.18	51.32	50			0.733	0.810	2.64	
1,2-Dichloroethane-d4	1	0	S	4.31	31.00	75			0.147	0.152	3.32	
1,2-Dichloroethane	1	0		4.36	55.06	50			0.559	0.615	10.13	
2-Butanone	1	0		3.74	55.66	50			0.096	0.107	11.31	
1,1,1-Trichloroethane	1	0		4.12	49.26	50			0.833	0.821	1.48	
Carbon Tetrachloride	1	0		4.24	46.25	50			0.694	0.642	7.51	
Vinyl Acetate	1	0		3.33	64.91	50			0.867	1.251	29.81	
n-Heptane	1	0		0.00	0.00				0.937			
Bromodichloromethane	1	0		5.05	48.11	50			0.622	0.667	3.79	
Methylcyclohexane	1	0		4.89	53.36	50			0.712	0.769	6.72	
Dibromomethane	1	0		4.96	47.64	50			0.284	0.271	4.73	
1,2-Dichloropropane	1	0	CC	4.89	52.89	50	20		0.439	0.464	5.78	
Trichloroethene	1	0		4.76	48.16	50			0.524	0.504	3.69	
Benzene	1	0		4.36	52.36	50			1.711	1.792	4.71	
tert-Amyl methyl ether	1	0		4.43	52.20	50			0.808	0.943	4.40	
Chlorobenzene-d5	1	0	I	6.35	30.00	30				0.000	0.00	
Iso-propylacetate	1	0		4.38	60.78				0.539			
Methyl methacrylate	1	0		4.94	51.11				0.317			
Dibromochloromethane	1	0		6.00	51.73	50			0.528	0.546	3.46	
2-Chloroethylvinylether	1	0		5.22	53.58	50			0.207	0.253	7.16	
cis-1,3-Dichloropropene	1	0		5.32	53.44	50			0.763	0.960	6.89	
trans-1,3-Dichloropropene	1	0		5.64	50.59	50			0.647	0.770	1.18	
Ethyl methacrylate	1	0		5.68	52.68				0.364			
1,1,2-Trichloroethane	1	0		5.75	56.30	50			0.377	0.425	12.60	
1,2-Dibromoethane	1	0		6.08	54.05	50			0.351	0.380	8.11	
1,3-Dichloropropane	1	0		5.86	58.42	50			0.665	0.777	16.85	
4-Methyl-2-Pentanone	1	0		5.40	59.70	50			0.317	0.378	19.41	
2-Hexanone	1	0		5.89	56.08	50			0.205	0.269	12.16	
Tetrachloroethene	1	0		5.87	54.89	50			0.607	0.625	9.77	
Toluene-d8	1	0	S	5.49	30.61	75			1.359	1.386	2.05	
Toluene	1	0	CC	5.53	53.10	50	20		1.524	1.618	6.20	
1,1,1,2-Tetrachloroethane	1	0		6.41	55.03	50			0.505	0.555	10.06	
Chlorobenzene	1	0	CP	6.37	57.23	50	0.3		1.443	1.652	14.46	
1,4-Dichlorobenzene-d4	1	0	I	7.77	30.00	30				0.000	0.00	
n-Butyl acrylate	1	0		6.66	63.05				1.017			
n-Amyl acetate	1	0		6.79	73.15				0.906			

CC - Continuing Calibration Check Compound
N/O or N/O - Not applicable for this runCP - System Performance Check Compound 1 - Internal Standard
* - Failed the C or P Criteria

** - No limit specified in method

Page 1 of 2

Note:

8260/8270 limits are compared against the %DIFF/R.F.
624 limits are compared against the concentration found.625 limits are compared against the %DIFF.
524.2 limits are compared against the %DIFF

Form7

Continuing Calibration

0161

Calibration Name: CAL @ 50 PPB
Cont Calibration Date/Time 6/1/2011 7:04:00 A

Data File: 1M69044.D
Method: EPA 8260B

Instrument: GCMS I

TxtCompd:	Co#	Multi Num	Type	RT	Conc	Conc Exp	Lo Lim	Hi Lim	Initial RF	RF	%Diff	Flag
Bromoform	1	0	CP	6.86	52.11	50	0.1		0.533	0.555	4.23	
Ethylbenzene	1	0	CC	6.43	51.78	50	20		0.956	1.060	3.57	
1,1,2,2-Tetrachloroethane	1	0	CP	7.11	57.05	50	0.3		0.676	0.772	14.09	
Bromofluorobenzene	1	0	S	7.05	26.40	75			0.842	0.741	11.99	
Styrene	1	0		6.73	57.70	50			2.261	2.966	15.40	
m&p-Xylenes	1	0		6.49	118.36	100			1.565	1.892	18.36	
o-Xylene	1	0		6.73	50.76	50			1.512	1.706	1.52	
trans-1,4-Dichloro-2-butene	1	0		7.14	66.39	50			0.430	0.514	32.78	
1,3-Dichlorobenzene	1	0		7.73	49.23	50			2.085	2.052	1.55	
1,4-Dichlorobenzene	1	0		7.79	52.71	50			1.961	2.067	5.42	
1,2-Dichlorobenzene	1	0		8.02	51.99	50			1.802	1.874	3.98	
Isopropylbenzene	1	0		6.95	59.90	50			3.937	4.723	19.80	
Cyclohexanone	1	0		7.01	297.61				0.018			
Camphene	1	0		7.14	53.54	50			1.788	1.834	7.08	
1,2,3-Trichloropropane	1	0		7.15	59.97	50			0.864	1.036	19.94	
2-Chlorotoluene	1	0		7.27	56.02	50			2.534	2.839	12.05	
p-Ethyltoluene	1	0		7.27	62.93				4.758			
4-Chlorotoluene	1	0		7.32	45.26	50			2.551	2.309	9.49	
n-Propylbenzene	1	0		7.20	54.42	50			5.316	5.379	8.84	
Bromobenzene	1	0		7.16	51.92	50			2.559	2.657	3.84	
1,3,5-Trimethylbenzene	1	0		7.30	40.97	50			3.401	2.787	18.05	
Butyl methacrylate	1	0		7.31	70.74				1.192			
t-Butylbenzene	1	0		7.51	54.36	50			3.441	3.741	8.72	
1,2,4-Trimethylbenzene	1	0		7.53	55.02	50			3.607	3.969	10.04	
sec-Butylbenzene	1	0		7.64	56.13	50			4.622	5.144	12.26	
4-Isopropyltoluene	1	0		7.72	51.56	50			3.850	3.970	3.12	
n-Butylbenzene	1	0		7.97	50.22	50			4.593	4.613	0.44	
p-Diethylbenzene	1	0		7.96	49.33				2.087			
1,2,4,5-Tetramethylbenzene	1	0		8.46	46.20				3.232			
1,2-Dibromo-3-Chloropropane	1	0		8.52	51.24	50			0.132	0.135	2.49	
Camphor	1	0		8.99	535.27	500			0.039	0.064	7.05	
Hexachlorobutadiene	1	0		9.15	33.36	50			1.351	0.901	33.28	
1,2,4-Trichlorobenzene	1	0		9.06	50.81	50			1.435	1.458	1.62	
1,2,3-Trichlorobenzene	1	0		9.38	49.54	50			1.257	1.245	0.92	
Naphthalene	1	0		9.22	45.35	50			1.770	1.986	9.31	
1,2-Dioxane	1	100		0.00	0.00	5000				0.000	100.00	
Freon 113	1	100		0.00	0.00	50				0.000	100.00	

CC - Continuing Calibration Check Compound
N/O or N/O - Not applicable for this run

CP - System Performance Check Compound I - Internal Standard
* - Failed the C or P Criteria

** - No limit specified in method

Page 2 of 2

Note:

8260/8270 limits are compared against the %DIFF/R.F.
624 limits are compared against the concentration found.

625 limits are compared against the %DIFF.
524.2 limits are compared against the %DIFF

SampleID : CAL @ 50 PPB
Data File: 1M69044.D
Acq On : 06/ 1/11 07:04

Operator : WP
Sam Mult : 1 Vial# : 3
Misc : S,5g:.4

Qt Meth : 1M_S0512.M
Qt On : 06/01/11 07:25
Qt Upd On: 05/12/11 13:47

Data Path : G:\GcMsData\2011\GCMS_1\Data\06-01-11\
Qt Path : G:\GcMsData\2011\GCMS_1\MethodQt\
Qt Resp Via : Initial Calibration

Compound	R.T.	QIon	Response	Conc	Units	Dev(Min)
Internal Standards						
4) Fluorobenzene	4.531	96	134907	30.00	ug/l	0.00
52) Chlorobenzene-d5	6.351	117	102270	30.00	ug/l	0.00
70) 1,4-Dichlorobenzene-d4	7.767	152	56889	30.00	ug/l	0.00
System Monitoring Compounds						
36) Dibromofluoromethane	4.088	111	35938	27.05	ug/l	0.01
Spiked Amount 30.000			Recovery =	90.17%		
38) 1,2-Dichloroethane-d4	4.314	67	20452	31.00	ug/l	0.00
Spiked Amount 30.000			Recovery =	103.33%		
66) Toluene-d8	5.495	98	141786	30.61	ug/l	0.00
Spiked Amount 30.000			Recovery =	102.03%		
76) Bromofluorobenzene	7.049	174	42148	26.40	ug/l	0.00
Spiked Amount 30.000			Recovery =	88.00%		
Target Compounds						
					Qvalue	
5) Chlorodifluoromethane	1.346	51	171621	44.6813	ug/l	72
6) Dichlorodifluoromethane	1.346	85	138297	47.5091	ug/l	90
7) Chloromethane	1.463	50	119200	50.5139	ug/l	79
8) Bromomethane	1.782	94	61300	54.8819	ug/l	90
9) Vinyl Chloride	1.547	62	106286	56.3903	ug/l	97
10) Chloroethane	1.849	64	55453	53.3109	ug/l	92
11) Trichlorofluoromethane	2.033	101	184259	48.2299	ug/l	85
12) Ethyl ether	2.239	59	60002	46.2324	ug/l	86
13) Furan	2.258	39	185337	43.4095	ug/l	100
14) 1,1,2-Trichloro-1,2,2-...	2.406	101	100975	54.9400	ug/l	93
15) Methylene Chloride	2.740	84	92214	48.1329	ug/l	84
16) Acrolein	2.317	56	37781	211.2017	ug/l	94
17) Acrylonitrile	2.917	53	19837	48.8643	ug/l	85
18) Iodomethane	2.514	142	127188	53.1582	ug/l	87
19) Acetone	2.425	43	78102	275.0183	ug/l	93
20) Carbon Disulfide	2.583	76	310451	52.3856	ug/l	100
21) t-Butyl Alcohol	2.799	59	22311	278.4408	ug/l	99
22) n-Hexane	3.173	57	141025	55.6518	ug/l	75
23) Di-isopropyl-ether	3.331	45	322594	54.1124	ug/l	98
24) 1,1-Dichloroethene	2.406	61	170689	54.9538	ug/l	97
25) Methyl Acetate	2.662	43	47273	39.6236	ug/l	100
26) Methyl-t-butyl ether	2.957	73	196699	53.8619	ug/l	68
27) 1,1-Dichloroethane	3.281	63	175755	48.6272	ug/l	97
28) trans-1,2-Dichloroethene	2.957	96	101027	51.9753	ug/l	94
29) cis-1,2-Dichloroethene	3.744	61	188871	55.6824	ug/l	84
30) Bromochloromethane	3.921	49	77282	51.0015	ug/l	65
31) 2,2-Dichloropropane	3.754	77	156510	53.7824	ug/l	90
32) Ethyl acetate	3.783	43	61032	57.3790	ug/l	98
33) 1,4-Dioxane	4.964	88	28978	2339.6669	ug/l	79
34) 1,1-Dichloropropene	4.226	75	170008	57.9325	ug/l	93
35) Chloroform	3.970	83	186910	49.9905	ug/l	87
37) Cyclohexane	4.177	56	182028	51.3179	ug/l	91
39) 1,2-Dichloroethane	4.364	62	138298	55.0631	ug/l	90
40) 2-Butanone	3.744	43	23981	55.6558	ug/l	99
41) 1,1,1-Trichloroethane	4.118	97	184534	49.2586	ug/l	94
42) Carbon Tetrachloride	4.236	117	144265	46.2456	ug/l	97
43) Vinyl Acetate	3.331	43	281243	64.9074	ug/l	100
45) Bromodichloromethane	5.052	83	150028	48.1052	ug/l	93
46) Methylcyclohexane	4.895	83	172843	53.3578	ug/l	92
47) Dibromomethane	4.964	174	60934	47.6358	ug/l	91
48) 1,2-Dichloropropane	4.895	63	104369	52.8915	ug/l	99
49) Trichloroethene	4.757	130	113375	48.1572	ug/l	87
50) Benzene	4.364	78	402854	52.3552	ug/l	100
51) tert-Amyl methyl ether	4.432	73	212026	52.1998	ug/l	79
53) Iso-propylacetate	4.383	43	111615	60.7756	ug/l	87
54) Methyl methacrylate	4.944	41	64098	51.1121	ug/l	82
55) Dibromochloromethane	5.997	129	93115	51.7302	ug/l	92
56) 2-Chloroethylvinylether	5.219	63	43043	53.5783	ug/l	84
57) cis-1,3-Dichloropropene	5.318	75	163635	53.4439	ug/l	85
58) trans-1,3-Dichloropropene	5.642	75	131277	50.5888	ug/l	97
59) Ethyl methacrylate	5.682	41	79159	52.6841	ug/l	74
60) 1,1,2-Trichloroethane	5.751	97	72422	56.2989	ug/l	97
61) 1,2-Dibromoethane	6.075	107	64768	54.0530	ug/l	95
62) 1,3-Dichloropropane	5.859	76	132360	58.4244	ug/l	97
63) 4-Methyl-2-Pentanone	5.396	43	64451	59.7047	ug/l	97
64) 2-Hexanone	5.888	43	45856	56.0815	ug/l	90
65) Tetrachloroethene	5.869	164	106544	54.8855	ug/l	80
67) Toluene	5.534	92	275769	53.0978	ug/l	96
68) 1,1,1,2-Tetrachloroethane	6.410	133	94683	55.0319	ug/l	79

Quantitation Report (QT Reviewed)

SampleID : CAL @ 50 PPB
 Data File: 1M69044.D
 Acq On : 06/ 1/11 07:04

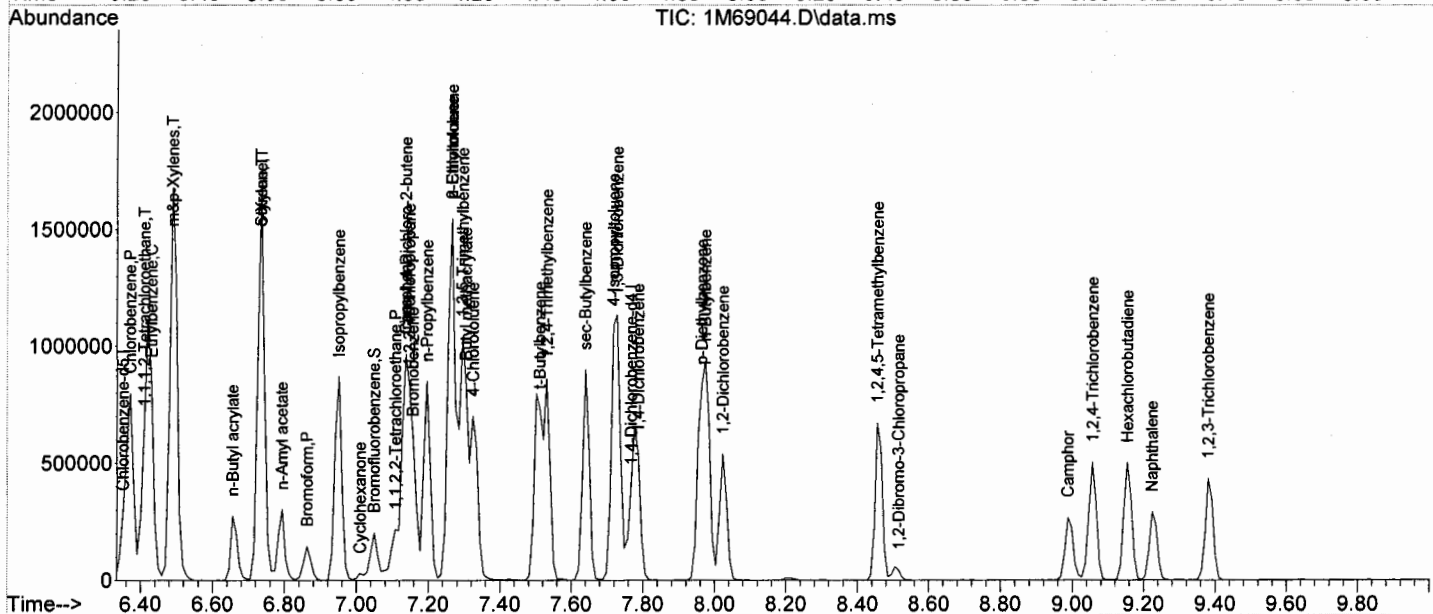
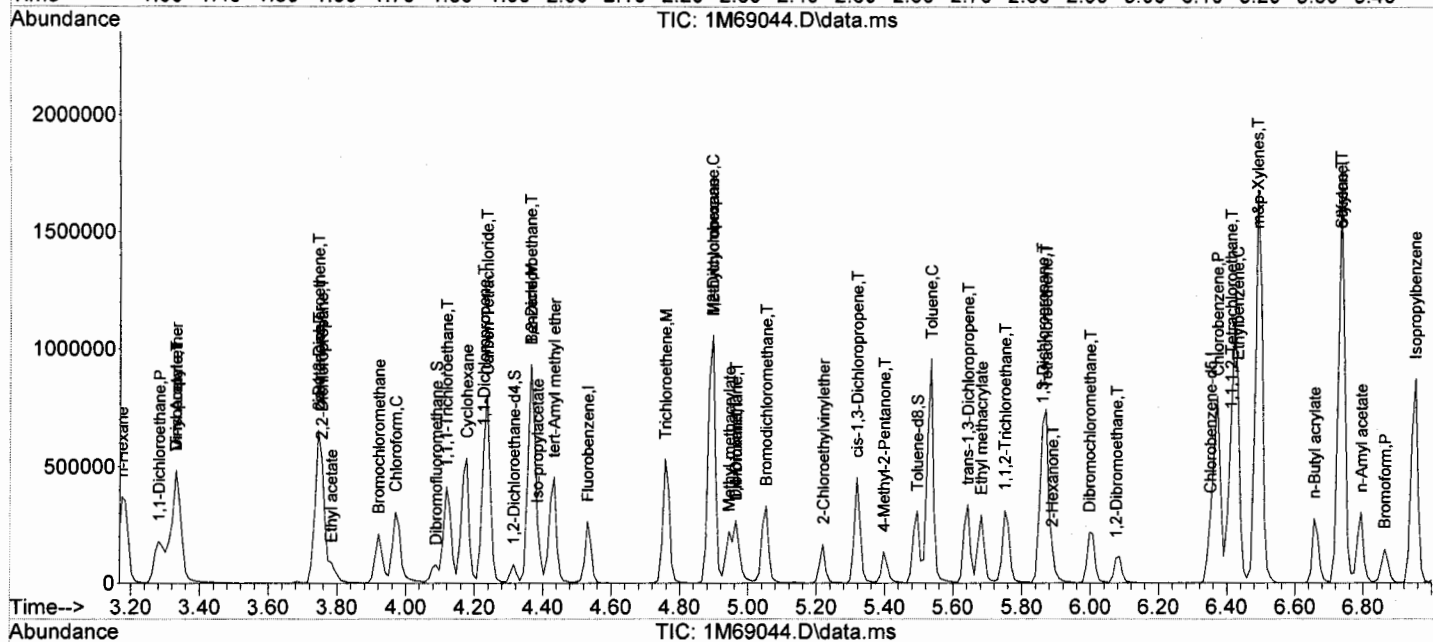
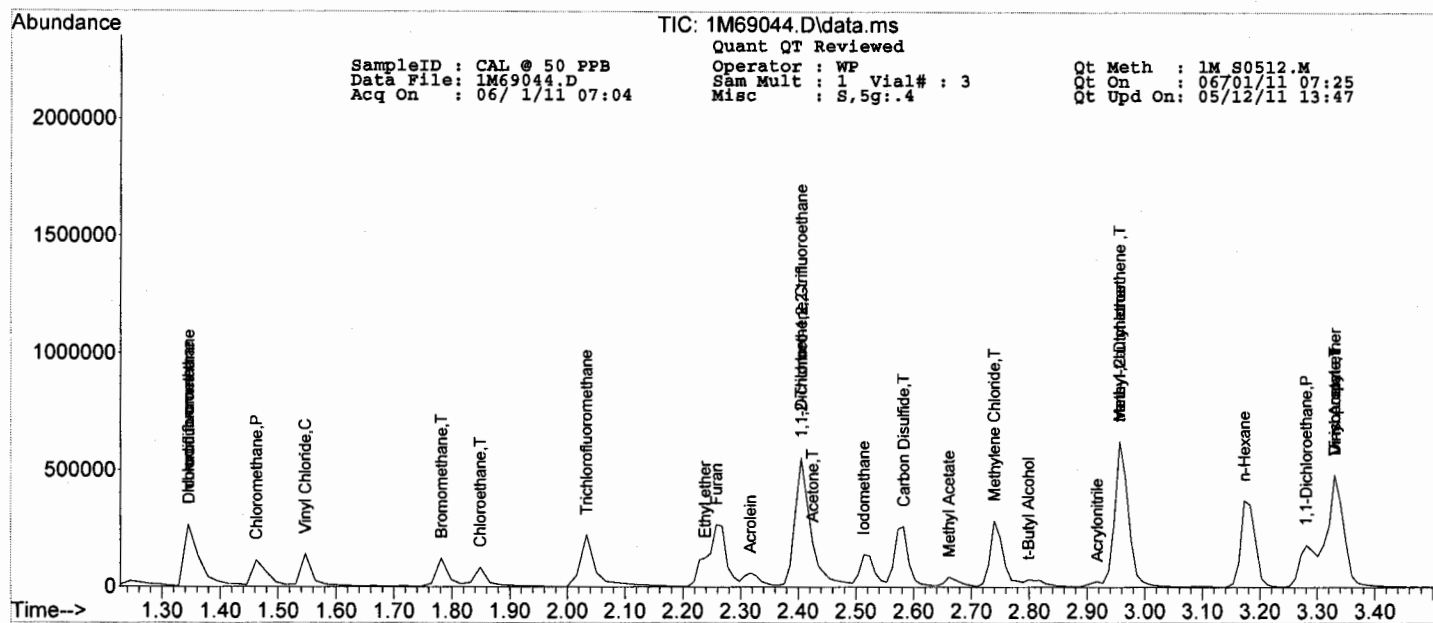
Operator : WP
 Sam Mult : 1 Vial# : 3
 Misc : S,5g:.4

Qt Meth : 1M_S0512.M
 Qt On : 06/01/11 07:25
 Qt Upd On: 05/12/11 13:47

Data Path : G:\GcMsData\2011\GCMS_1\Data\06-01-11\
 Qt Path : G:\GcMsData\2011\GCMS_1\MethodQt\
 Qt Resp Via : Initial Calibration

Compound	R.T.	QIon	Response	Conc	Units	Dev(Min)
69) Chlorobenzene	6.370	112	281545	57.2278	ug/l	96
71) n-Butyl acrylate	6.656	55	135723	63.0544	ug/l	96
72) n-Amyl acetate	6.793	43	136110	73.1466	ug/l	88
73) Bromoform	6.862	173	52635	52.1134	ug/l	84
74) Ethylbenzene	6.429	106	100480	51.7845	ug/l	91
75) 1,1,2,2-Tetrachloroethane	7.108	83	73161	57.0453	ug/l	90
77) Styrene	6.734	104	281267	57.6987	ug/l	89
78) m&p-Xylenes	6.488	106	358867	118.3590	ug/l	93
79) o-Xylene	6.734	106	161754	50.7620	ug/l	94
80) trans-1,4-Dichloro-2-b...	7.138	53	48772	66.3923	ug/l	95
81) 1,3-Dichlorobenzene	7.728	146	194588	49.2258	ug/l	92
82) 1,4-Dichlorobenzene	7.787	146	196020	52.7081	ug/l	94
83) 1,2-Dichlorobenzene	8.023	146	177674	51.9885	ug/l	91
84) Isopropylbenzene	6.951	105	447794	59.9013	ug/l	95
85) Cyclohexanone	7.010	55	9988	297.6139	ug/l	95
86) Camphene	7.138	93	173937	53.5411	ug/l	100
87) 1,2,3-Trichloropropane	7.148	75	98199	59.9703	ug/l	88
88) 2-Chlorotoluene	7.266	91	269202	56.0241	ug/l	96
89) p-Ethyltoluene	7.266	105	563096	62.9332	ug/l	72
90) 4-Chlorotoluene	7.325	91	218906	45.2557	ug/l	94
91) n-Propylbenzene	7.197	91	510003	54.4186	ug/l	96
92) Bromobenzene	7.157	77	251966	51.9210	ug/l	87
93) 1,3,5-Trimethylbenzene	7.295	105	264273	40.9729	ug/l	81
94) Butyl methacrylate	7.305	41	143269	70.7390	ug/l	64
95) t-Butylbenzene	7.512	119	354688	54.3621	ug/l	87
96) 1,2,4-Trimethylbenzene	7.531	105	376297	55.0187	ug/l	89
97) sec-Butylbenzene	7.640	105	487733	56.1291	ug/l	99
98) 4-Isopropyltoluene	7.718	119	376403	51.5589	ug/l	94
99) n-Butylbenzene	7.974	91	437352	50.2178	ug/l	99
100) p-Diethylbenzene	7.964	119	195243	49.3291	ug/l	91
101) 1,2,4,5-Tetramethylben...	8.456	119	318901	46.1997	ug/l	95
102) 1,2-Dibromo-3-Chloropr...	8.515	157	12782	51.2443	ug/l	84
103) Camphor	8.987	95	60861	535.2695	ug/l	87
104) Hexachlorobutadiene	9.155	225	85441	33.3617	ug/l	91
105) 1,2,4-Trichlorobenzene	9.056	180	138285	50.8084	ug/l	96
106) 1,2,3-Trichlorobenzene	9.381	180	118056	49.5406	ug/l	93
107) Naphthalene	9.223	128	188338	45.3453	ug/l	100

(#) = qualifier out of range (m) = manual integration (+) = signals summed



GC/MS Volatile Data
Raw QC Data

Form 5

Tune Name: BFB TUNE
Instrument: GCMS 1

Data File: 1M68107.D
Analysis Date: 05/12/11 08:37
Method: EPA 8260B

Tune Scan/Time Range: Average of 4.317 to 4.356 min

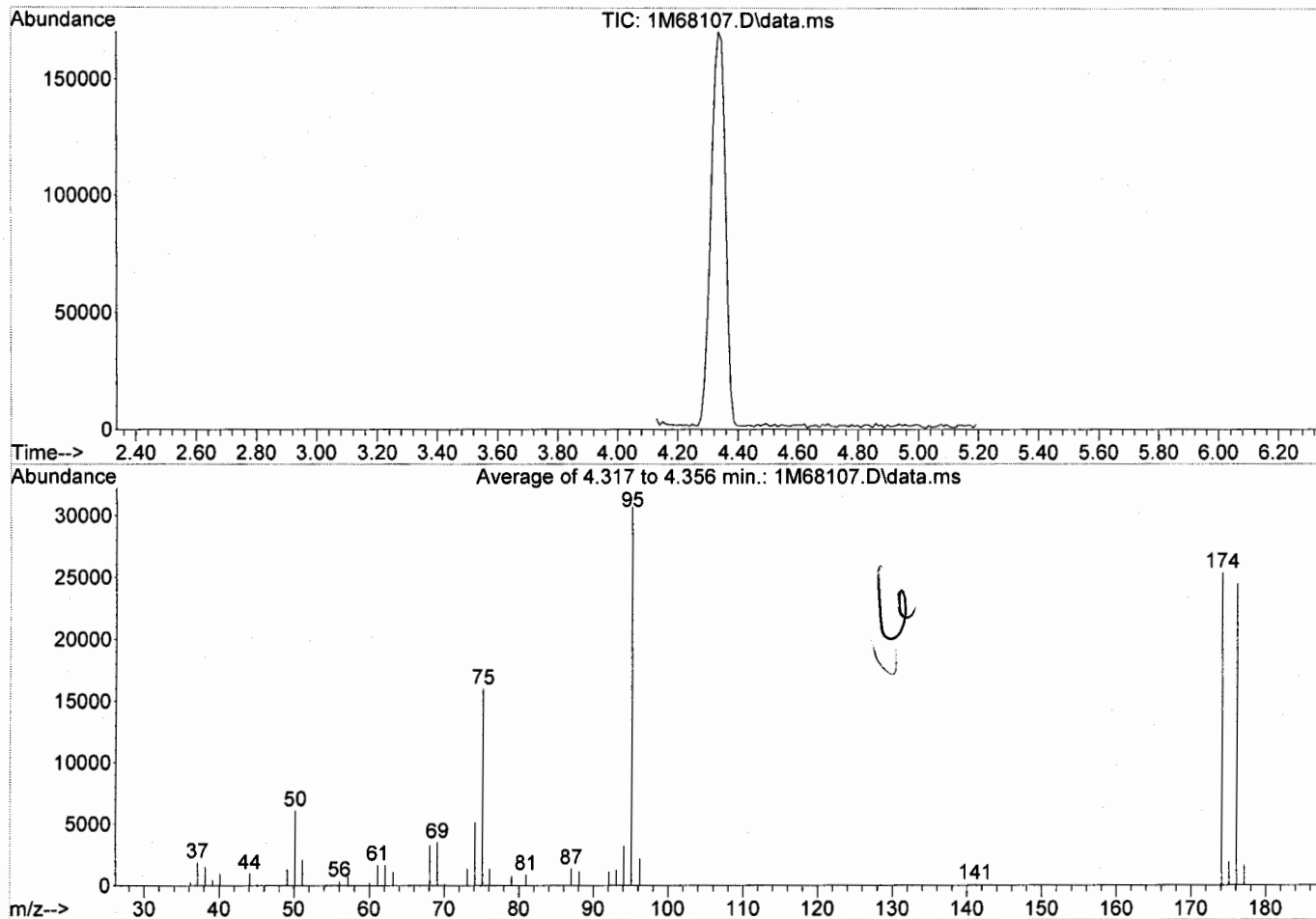
Tgt	Rel	Lo	Hi	Rel	Raw	Pass/
Mass	Mass	Lim	Lim	Abund	Abund	Fail
50	95	15	40	19.8	6089	PASS
75	95	30	60	52.1	15994	PASS
95	95	100	100	100.0	30694	PASS
96	95	5	9	7.2	2202	PASS
173	174	0.00	2	0.0	0	PASS
174	95	50	100	82.7	25390	PASS
175	174	5	9	7.6	1929	PASS
176	174	95	101	96.3	24445	PASS
177	176	5	9	6.8	1670	PASS

Data File	Sample Number	Analysis Date:
1M68108.D	BLK	05/12/11 08:48
1M68109.D	CAL @ 0.5 PPB	05/12/11 09:05
1M68110.D	CAL @ 1 PPB	05/12/11 09:21
1M68111.D	CAL @ 2 PPB	05/12/11 09:37
1M68112.D	CAL @ 5 PPB	05/12/11 09:53
1M68113.D	CAL @ 500 PPB	05/12/11 10:10
1M68114.D	CAL @ 250 PPB	05/12/11 10:26
1M68115.D	CAL @ 100 PPB	05/12/11 10:42
1M68116.D	CAL @ 50 PPB	05/12/11 10:58
1M68117.D	CAL @ 20 PPB	05/12/11 11:15
1M68118.D	ICV	05/12/11 11:32
1M68119.D	BLK	05/12/11 11:48
1M68120.D	DAILY BLANK	05/12/11 12:07
1M68121.D	MBS7666	05/12/11 12:23
1M68122.D	AC58853-010	05/12/11 12:40
1M68123.D	AC58853-011	05/12/11 12:56
1M68124.D	AC58853-014	05/12/11 13:12
1M68125.D	AC58853-017	05/12/11 13:28
1M68126.D	AC58853-001	05/12/11 13:44
1M68127.D	BLK	05/12/11 14:01
1M68128.D	AC58853-003	05/12/11 14:17
1M68129.D	BLK	05/12/11 14:33
1M68130.D	AC58804-005	05/12/11 14:49
1M68131.D	BLK	05/12/11 15:06
1M68132.D	AC58853-006	05/12/11 15:22
1M68133.D	AC58853-008	05/12/11 15:38
1M68134.D	AC58853-009	05/12/11 15:55
1M68135.D	BLK	05/12/11 16:11
1M68136.D	AC58853-019	05/12/11 16:27
1M68137.D	BLK	05/12/11 16:43
1M68138.D	AC58804-005	05/12/11 16:59
1M68139.D	BLK	05/12/11 17:15
1M68140.D	AC58853-001	05/12/11 17:31
1M68141.D	BLK	05/12/11 17:48
1M68142.D	AC58853-009	05/12/11 18:04
1M68143.D	BLK	05/12/11 18:20
1M68144.D	AC58995-001(5X)	05/12/11 18:36
1M68145.D	MBS7671	05/12/11 18:52
1M68146.D	AC58853-019(MS)	05/12/11 19:08
1M68147.D	AC58853-019(MSD)	05/12/11 19:24

Data Path : G:\GcMsData\2011\GCMS_1\Data\05-12-11\
 Data File : 1M68107.D
 Acq On : 12 May 2011 8:37
 Operator : WP
 Sample : BFB TUNE
 Misc : S,5g
 ALS Vial : 5 Sample Multiplier: 1

Integration File: RTEINT.P

Method : G:\GcMsData\2011\GCMS_1\MethodQt\1M_S0412.M
 Title : @GCMS_1,ug,624,8260
 Last Update : Tue Apr 12 12:07:38 2011



Spectrum Information: Average of 4.317 to 4.356 min.

Target Mass	Rel. to Mass	Lower Limit%	Upper Limit%	Rel. Abn%	Raw Abn	Result Pass/Fail
50	95	15	40	19.8	6089	PASS
75	95	30	60	52.1	15994	PASS
95	95	100	100	100.0	30694	PASS
96	95	5	9	7.2	2202	PASS
173	174	0.00	2	0.0	0	PASS
174	95	50	100	82.7	25390	PASS
175	174	5	9	7.6	1929	PASS
176	174	95	101	96.3	24445	PASS
177	176	5	9	6.8	1670	PASS

Form 5

Tune Name: BFB TUNE
Instrument: GCMS 1

Data File: 1M68767.D
Analysis Date: 05/26/11 14:22
Method: EPA 8260B

Tune Scan/Time Range: Average of 4.345 to 4.385 min

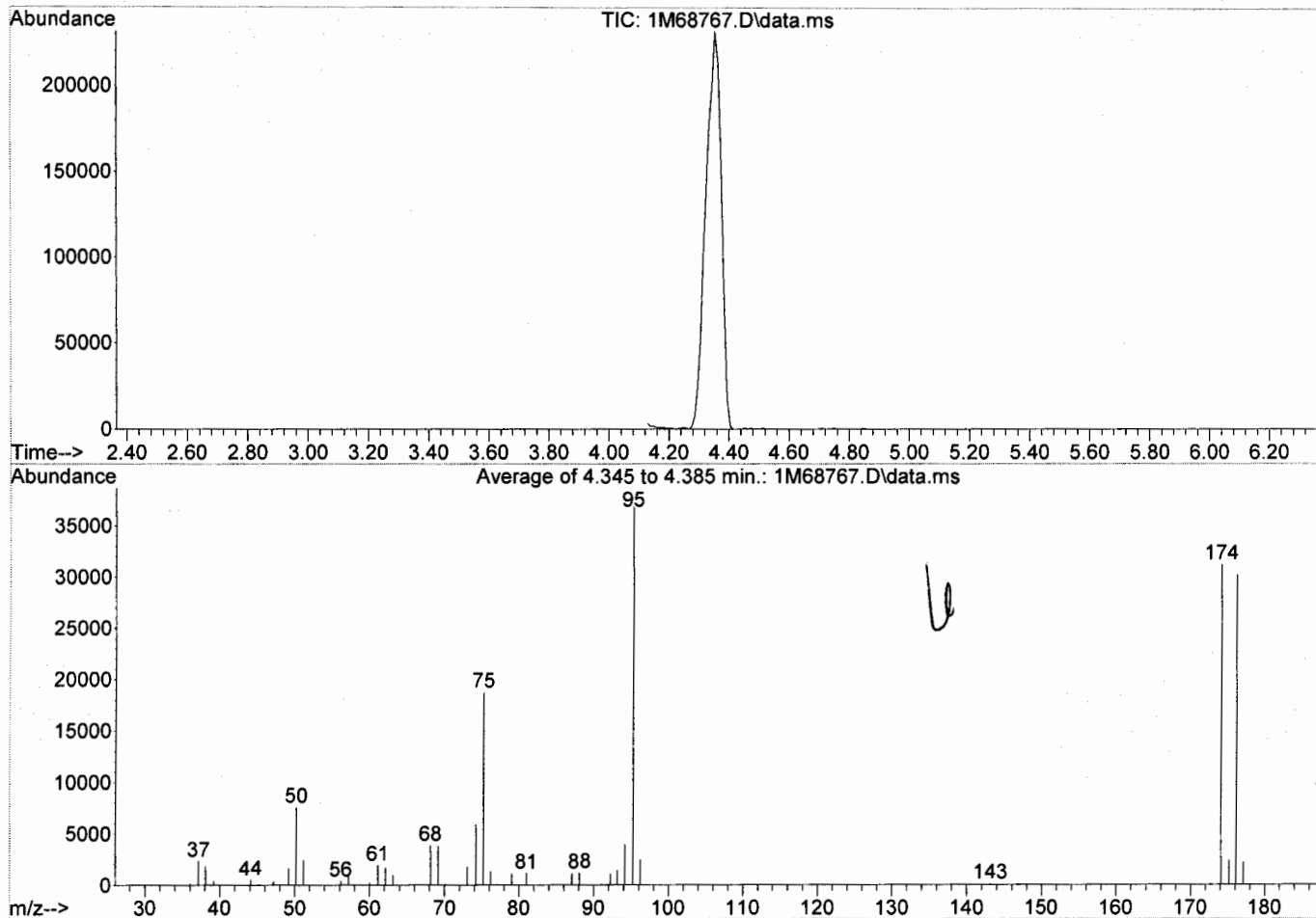
Tgt	Rel	Lo	Hi	Rel	Raw	Pass/
Mass	Mass	Lim	Lim	Abund	Abund	Fail
50	95	15	40	20.6	7599	PASS
75	95	30	60	50.9	18751	PASS
95	95	100	100	100.0	36820	PASS
96	95	5	9	6.7	2466	PASS
173	174	0.00	2	0.0	0	PASS
174	95	50	100	84.7	31197	PASS
175	174	5	9	7.8	2419	PASS
176	174	95	101	96.7	30174	PASS
177	176	5	9	7.3	2203	PASS

Data File	Sample Number	Analysis Date:
1M68768.D	50 PPB	05/26/11 14:31
1M68770.D	CAL @ 50 PPB	05/26/11 15:07
1M68771.D	BLK	05/26/11 15:30
1M68772.D	DAILY BLANK	05/26/11 15:47
1M68773.D	MBS9696	05/26/11 16:04
1M68774.D	AC59206-005	05/26/11 16:21
1M68775.D	AC59206-006	05/26/11 16:37
1M68776.D	AC59257-001	05/26/11 16:54
1M68777.D	AC59221-001	05/26/11 17:10
1M68778.D	AC59221-002	05/26/11 17:27
1M68779.D	AC59221-003	05/26/11 17:44
1M68780.D	AC59221-004	05/26/11 18:00
1M68781.D	AC59221-006	05/26/11 18:17
1M68782.D	AC59221-007	05/26/11 18:34
1M68783.D	AC59221-008	05/26/11 18:50
1M68784.D	AC59221-009	05/26/11 19:07
1M68785.D	AC59221-010	05/26/11 19:23
1M68786.D	AC59221-011(MS)	05/26/11 19:40
1M68787.D	AC59221-012(MSD)	05/26/11 19:57
1M68788.D	AC59221-013	05/26/11 20:13
1M68789.D	AC59266-001	05/26/11 20:30
1M68790.D	AC59266-002	05/26/11 20:46
1M68791.D	AC59266-003	05/26/11 21:03
1M68792.D	AC59266-004	05/26/11 21:19
1M68793.D	BLK	05/26/11 21:36
1M68794.D	BLK	05/26/11 21:53
1M68795.D	MBS9697	05/26/11 22:09
1M68796.D	MBS9698	05/26/11 22:26
1M68797.D	AC59282-001	05/26/11 22:42
1M68798.D	BLK	05/26/11 22:59
1M68799.D	AC59284-008	05/26/11 23:16
1M68800.D	BLK	05/26/11 23:32
1M68801.D	AC59281-001(5X)	05/26/11 23:49
1M68802.D	AC59221-005	05/27/11 00:05
1M68803.D	BLK	05/27/11 00:22
1M68804.D	BLK	05/27/11 00:38
1M68805.D	BLK	05/27/11 00:55
1M68806.D	BLK	05/27/11 01:12

Data Path : G:\GcMsData\2011\GCMS_1\Data\05-2611\
 Data File : 1M68767.D
 Acq On : 26 May 2011 14:22
 Operator : WP
 Sample : BFB TUNE
 Misc : S,5g
 ALS Vial : 27 Sample Multiplier: 1

Integration File: RTEINT.P

Method : G:\GcMsData\2011\GCMS_1\MethodQt\1M_S0512.M
 Title : @GCMS_1,ug,624,8260
 Last Update : Thu May 12 11:45:30 2011



Spectrum Information: Average of 4.345 to 4.385 min.

Target Mass	Rel. to Mass	Lower Limit%	Upper Limit%	Rel. Abn%	Raw Abn	Result Pass/Fail
50	95	15	40	20.6	7599	PASS
75	95	30	60	50.9	18751	PASS
95	95	100	100	100.0	36820	PASS
96	95	5	9	6.7	2466	PASS
173	174	0.00	2	0.0	0	PASS
174	95	50	100	84.7	31197	PASS
175	174	5	9	7.8	2419	PASS
176	174	95	101	96.7	30174	PASS
177	176	5	9	7.3	2203	PASS

Form 5

0170

Tune Name: BFB TUNE

Data File: 1M68813.D

Instrument: GCMS 1

Analysis Date: 05/27/11 07:24

Method: EPA 8260B

Tune Scan/Time Range: Average of 4.353 to 4.382 min

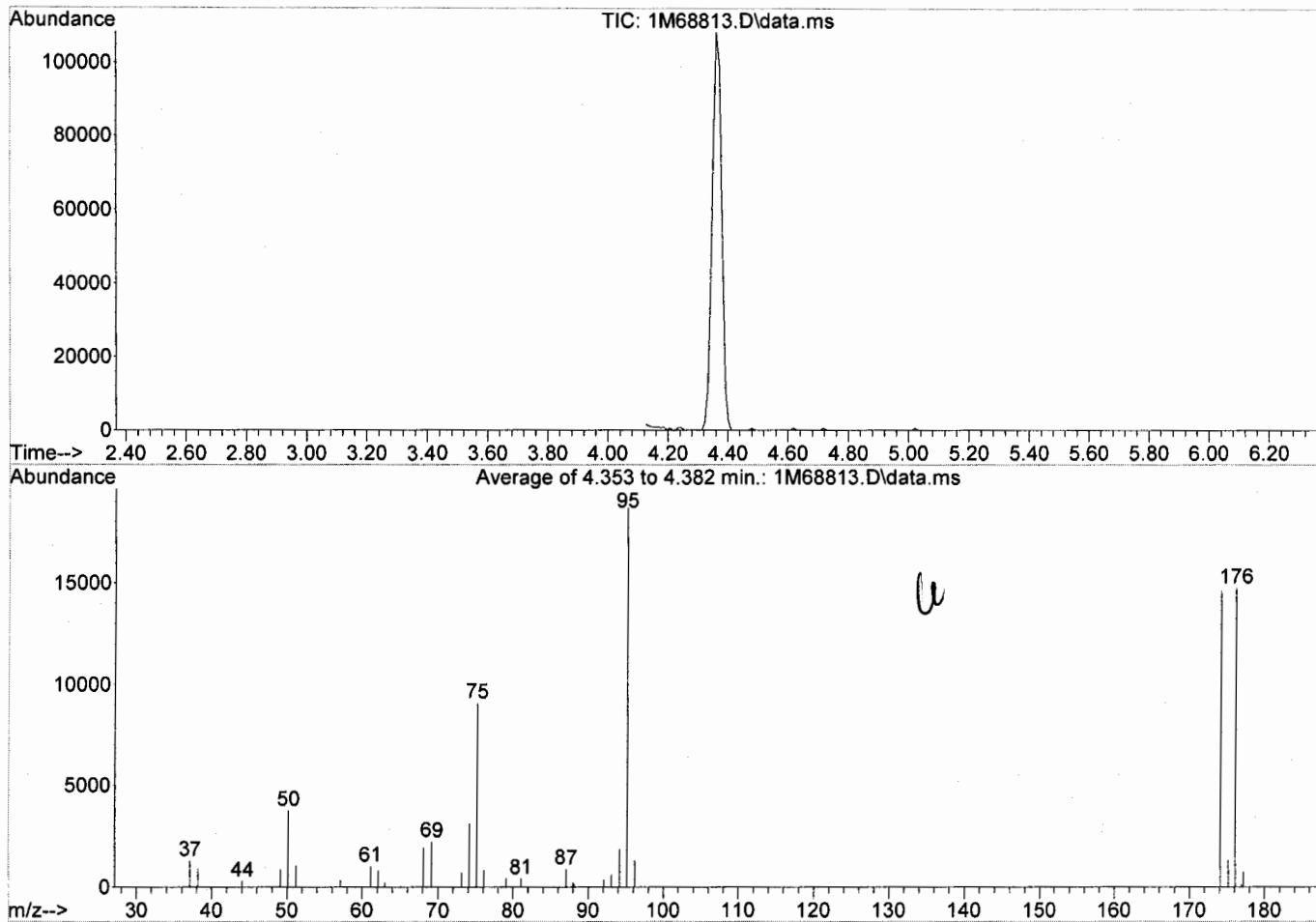
Tgt	Rel	Lo	Hi	Rel	Raw	Pass/
Mass	Mass	Lim	Lim	Abund	Abund	Fail
50	95	15	40	20.1	3763	PASS
75	95	30	60	48.6	9087	PASS
95	95	100	100	100.0	18684	PASS
96	95	5	9	7.0	1304	PASS
173	174	0.00	2	0.0	0	PASS
174	95	50	100	78.2	14611	PASS
175	174	5	9	8.9	1304	PASS
176	174	95	101	100.9	14737	PASS
177	176	5	9	5.0	743	PASS

Data File	Sample Number	Analysis Date:
1M68815.D	CAL @ 50 PPB	05/27/11 07:50
1M68816.D	BLK	05/27/11 08:07
1M68817.D	DAILY BLANK	05/27/11 08:24
1M68818.D	MBS9703	05/27/11 08:41
1M68819.D	BLK	05/27/11 08:58
1M68820.D	BLK	05/27/11 09:15
1M68821.D	AC59221-010	05/27/11 09:32
1M68822.D	AC59221-011(MS)	05/27/11 09:48
1M68823.D	AC59221-012(MSD)	05/27/11 10:05
1M68824.D	AC59221-013	05/27/11 10:22
1M68825.D	AC59221-002(5X)	05/27/11 10:38
1M68826.D	AC59221-004(5X)	05/27/11 10:55
1M68827.D	BLK	05/27/11 11:12
1M68828.D	AC59243-001	05/27/11 11:28
1M68829.D	AC59203-004	05/27/11 11:45
1M68830.D	AC59203-011	05/27/11 12:02
1M68831.D	AC59145-006	05/27/11 12:18
1M68832.D	AC59191-001	05/27/11 12:35
1M68833.D	AC59130-002	05/27/11 12:52
1M68834.D	BLK	05/27/11 13:08
1M68835.D	AC59145-006	05/27/11 13:25
1M68836.D	AC59284-008	05/27/11 13:42
1M68837.D	AC59281-001(5X)	05/27/11 13:58
1M68838.D	MBS9710	05/27/11 14:15
1M68839.D	AC59221-006(MS)	05/27/11 14:31
1M68840.D	AC59221-006(MSD)	05/27/11 14:48
1M68841.D	AC59222-002	05/27/11 15:05
1M68842.D	AC59130-002	05/27/11 15:22
1M68843.D	BLK	05/27/11 15:38
1M68844.D	AC59259-008	05/27/11 15:55
1M68845.D	AC59259-003	05/27/11 16:11
1M68846.D	AC59236-001	05/27/11 16:28
1M68847.D	AC59236-003	05/27/11 16:44
1M68848.D	AC59236-002	05/27/11 17:01
1M68849.D	AC59236-004	05/27/11 17:18
1M68851.D	MBS9732	05/27/11 17:41

Data Path : G:\GcMsData\2011\GCMS_1\Data\05-27-11\
 Data File : 1M68813.D
 Acq On : 27 May 2011 7:24
 Operator : SG
 Sample : BFB TUNE
 Misc : S,5g
 ALS Vial : 1 Sample Multiplier: 1

Integration File: RTEINT.P

Method : G:\GcMsData\2011\GCMS_1\MethodQt\1M_S0512.M
 Title : @GCMS_1,ug,624,8260
 Last Update : Thu May 12 11:45:30 2011



Spectrum Information: Average of 4.353 to 4.382 min.

Target Mass	Rel. to Mass	Lower Limit%	Upper Limit%	Rel. Abn%	Raw Abn	Result Pass/Fail
50	95	15	40	20.1	3763	PASS
75	95	30	60	48.6	9087	PASS
95	95	100	100	100.0	18684	PASS
96	95	5	9	7.0	1304	PASS
173	174	0.00	2	0.0	0	PASS
174	95	50	100	78.2	14611	PASS
175	174	5	9	8.9	1304	PASS
176	174	95	101	100.9	14737	PASS
177	176	5	9	5.0	743	PASS

Form 5

0172

Tune Name: BFB TUNE

Data File: 1M69042.D

Instrument: GCMS 1

Analysis Date: 06/01/11 06:37

Method: EPA 8260B

Tune Scan/Time Range: Average of 4.328 to 4.387 min

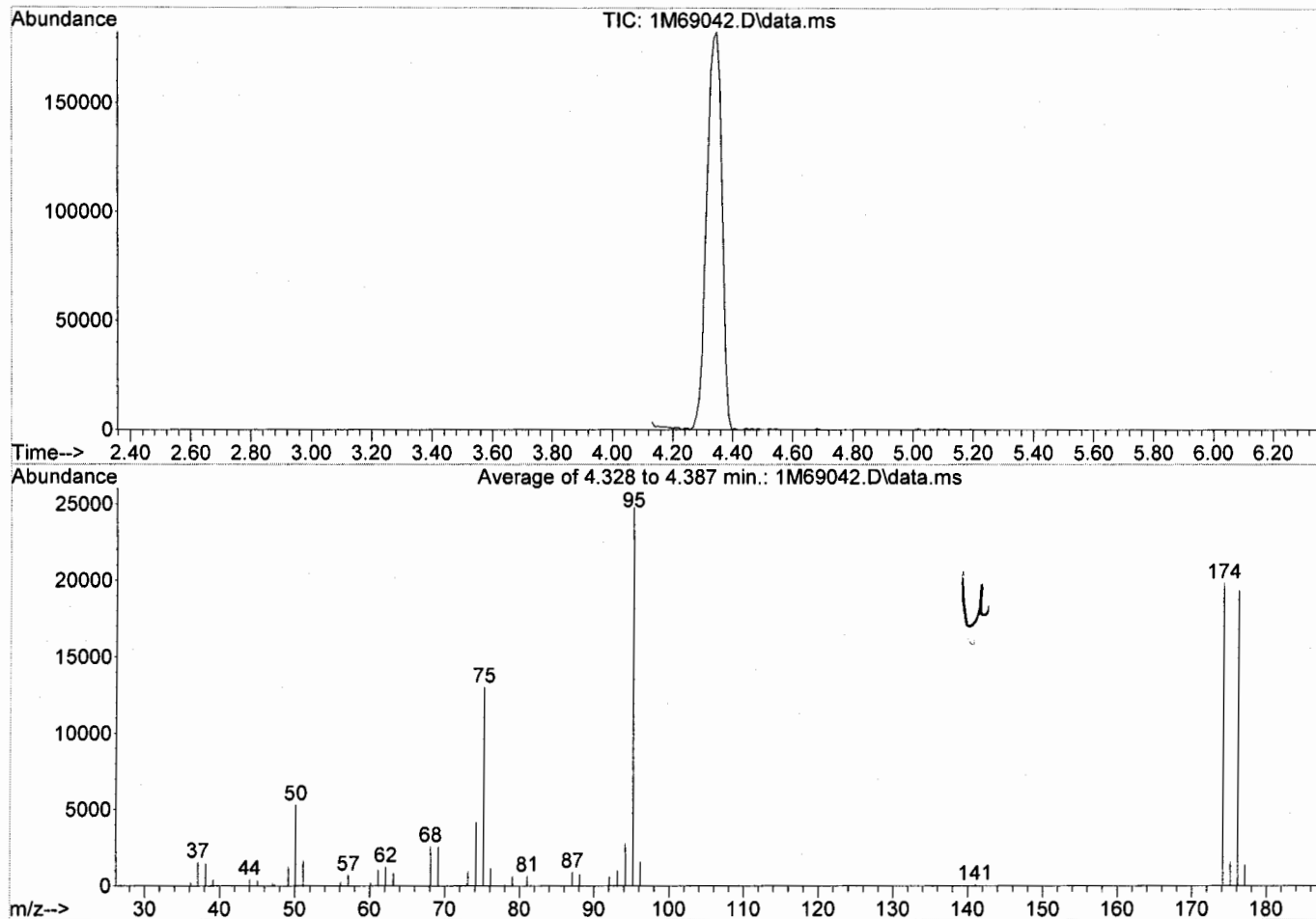
Tgt Mass	Rel Mass	Lo Lim	Hi Lim	Rel Abund	Raw Abund	Pass/ Fail
50	95	15	40	21.5	5323	PASS
75	95	30	60	52.6	13035	PASS
95	95	100	100	100.0	24797	PASS
96	95	5	9	6.3	1573	PASS
173	174	0.00	2	0.0	0	PASS
174	95	50	100	80.0	19848	PASS
175	174	5	9	7.8	1553	PASS
176	174	95	101	97.5	19348	PASS
177	176	5	9	7.2	1392	PASS

Data File	Sample Number	Analysis Date:
1M69044.D	CAL @ 50 PPB	06/01/11 07:04
1M69045.D	BLK	06/01/11 07:21
1M69046.D	DAILY BLANK	06/01/11 07:39
1M69047.D	MBS9764	06/01/11 07:55
1M69048.D	BLK	06/01/11 08:12
1M69049.D	AC59205-012	06/01/11 08:29
1M69050.D	AC59205-003	06/01/11 08:46
1M69051.D	AC59410-001	06/01/11 09:05
1M69052.D	BLK	06/01/11 09:22
1M69053.D	BLK	06/01/11 09:41
1M69054.D	AC59230-002	06/01/11 10:00
1M69055.D	AC59422-001	06/01/11 10:17
1M69056.D	AC59422-003	06/01/11 10:33
1M69057.D	AC59424-001	06/01/11 10:50
1M69058.D	AC59424-002	06/01/11 11:07
1M69059.D	BLK	06/01/11 11:23
1M69060.D	AC59366-013	06/01/11 11:40
1M69061.D	MBS9769	06/01/11 11:57
1M69062.D	BLK	06/01/11 12:14
1M69063.D	AC59305-002	06/01/11 12:33
1M69064.D	BLK	06/01/11 12:51
1M69065.D	AC59305-004	06/01/11 13:07
1M69066.D	BLK	06/01/11 13:24
1M69067.D	AC59297-016	06/01/11 13:41
1M69068.D	AC59297-017/MSD	06/01/11 13:56
1M69069.D	AC59297-018/MSD	06/01/11 14:12
1M69070.D	AC59266-002/MSD	06/01/11 14:28
1M69071.D	AC59266-002/MSD	06/01/11 14:45
1M69072.D	BLK	06/01/11 15:01
1M69073.D	AC59385-001	06/01/11 15:17
1M69074.D	AC59385-002	06/01/11 15:33
1M69075.D	AC59385-003	06/01/11 15:49
1M69076.D	AC59385-004	06/01/11 16:05
1M69077.D	BLK	06/01/11 16:21
1M69078.D	AC59423-001	06/01/11 16:38
1M69079.D	BLK	06/01/11 16:54
1M69080.D	MBS9773	06/01/11 17:10
1M69081.D	AC59424-003	06/01/11 17:26
1M69082.D	AC59328-003	06/01/11 17:42
1M69083.D	BLK	06/01/11 17:58
1M69084.D	BLK	06/01/11 18:14

Data Path : G:\GcMsData\2011\GCMS_1\Data\06-01-11\
 Data File : 1M69042.D
 Acq On : 1 Jun 2011 6:37
 Operator : WP
 Sample : BFB TUNE
 Misc : S,5g
 ALS Vial : 1 Sample Multiplier: 1

Integration File: RTEINT.P

Method : G:\GcMsData\2011\GCMS_1\MethodQt\1M_S0512.M
 Title : @GCMS_1,ug,624,8260
 Last Update : Thu May 12 11:45:30 2011



Spectrum Information: Average of 4.328 to 4.387 min.

Target Mass	Rel. to Mass	Lower Limit%	Upper Limit%	Rel. Abn%	Raw Abn	Result Pass/Fail
50	95	15	40	21.5	5323	PASS
75	95	30	60	52.6	13035	PASS
95	95	100	100	100.0	24797	PASS
96	95	5	9	6.3	1573	PASS
173	174	0.00	2	0.0	0	PASS
174	95	50	100	80.0	19848	PASS
175	174	5	9	7.8	1553	PASS
176	174	95	101	97.5	19348	PASS
177	176	5	9	7.2	1392	PASS

Form1

ORGANICS VOLATILE REPORT

Sample Number: DAILY BLANK

Client Id:

Data File: 1M68772.D

Analysis Date: 05/26/11 15:47

Date Rec/Extracted:

Column: DB-624 25M 0.200mm ID 1.12um film

Method: EPA 8260B

Matrix: Soil

Initial Vol: 5g

Final Vol: NA

Dilution: 1.00

Solids: 100

Units: mg/Kg

Cas #	Compound	RL	Conc	Cas #	Compound	RL	Conc
71-55-6	1,1,1-Trichloroethane	0.0020	U	75-00-3	Chloroethane	0.0020	U
79-34-5	1,1,2,2-Tetrachloroethane	0.0050	U	67-66-3	Chloroform	0.0020	U
76-13-1	1,1,2-Trichloro-1,2,2-trifluor	0.0020	U	74-87-3	Chloromethane	0.0020	U
79-00-5	1,1,2-Trichloroethane	0.0020	U	156-59-2	cis-1,2-Dichloroethene	0.0020	U
75-34-3	1,1-Dichloroethane	0.0020	U	10061-01-5	cis-1,3-Dichloropropene	0.0050	U
75-35-4	1,1-Dichloroethene	0.0020	U	110-82-7	Cyclohexane	0.0020	U
120-82-1	1,2,4-Trichlorobenzene	0.0020	U	124-48-1	Dibromochloromethane	0.0050	U
96-12-8	1,2-Dibromo-3-Chloropropa	0.0020	U	75-71-8	Dichlorodifluoromethane	0.0020	U
106-93-4	1,2-Dibromoethane	0.0020	U	100-41-4	Ethylbenzene	0.0010	U
95-50-1	1,2-Dichlorobenzene	0.0020	U	98-82-8	Isopropylbenzene	0.0010	U
107-06-2	1,2-Dichloroethane	0.0020	U	136777612	m&p-Xylenes	0.0010	U
78-87-5	1,2-Dichloropropane	0.0020	U	79-20-9	Methyl Acetate	0.0020	U
541-73-1	1,3-Dichlorobenzene	0.0020	U	108-87-2	Methylcyclohexane	0.0020	U
106-46-7	1,4-Dichlorobenzene	0.0020	U	75-09-2	Methylene Chloride	0.0020	U
78-93-3	2-Butanone	0.0050	U	1634-04-4	Methyl-t-butyl ether	0.00050	U
591-78-6	2-Hexanone	0.0020	U	95-47-6	o-Xylene	0.0010	U
108-10-1	4-Methyl-2-Pentanone	0.0020	U	100-42-5	Styrene	0.0020	U
67-64-1	Acetone	0.025	U	127-18-4	Tetrachloroethene	0.0020	U
71-43-2	Benzene	0.0010	U	108-88-3	Toluene	0.0010	U
75-27-4	Bromodichloromethane	0.0020	U	156-60-5	trans-1,2-Dichloroethene	0.0020	U
75-25-2	Bromoform	0.0020	U	10061-02-6	trans-1,3-Dichloropropene	0.0050	U
74-83-9	Bromomethane	0.0020	U	79-01-6	Trichloroethene	0.0020	U
75-15-0	Carbon Disulfide	0.0020	U	75-69-4	Trichlorofluoromethane	0.0020	U
56-23-5	Carbon Tetrachloride	0.0020	U	75-01-4	Vinyl Chloride	0.0020	U
108-90-7	Chlorobenzene	0.0020	U				

Worksheet #: 192369

Total Target Concentration 0

ColumnID: (^) Indicates results from 2nd column

*U - Indicates the compound was analyzed but not detected.**B - Indicates the analyte was found in the blank as well as in the sample.**E - Indicates the analyte concentration exceeds the calibration range of the instrument.**R - Retention Time Out**J - Indicates an estimated value when a compound is detected at less than the specified detection limit.**d - Pesticide %Diff>40% between columns due to coelution. Lower concentration used*

SampleID : DAILY BLANK Operator : WP Qt Meth : 1M_S0512.M
Data File: 1M68772.D Sam Mult : 1 Vial# : 4 Qt On : 05/26/11 15:58
Acq On : 05/26/11 15:47 Misc : S,5g Qt Upd On: 05/12/11 13:47


Data Path : G:\GcMsData\2011\GCMS_1\Data\05-2611\
Qt Path : G:\GcMsData\2011\GCMS_1\MethodQt\
Qt Resp Via : Initial Calibration

Compound	R.T.	QIon	Response	Conc	Units	Dev(Min)

Internal Standards						
4) Fluorobenzene	4.540	96	125812	30.00	ug/l	0.00
52) Chlorobenzene-d5	6.360	117	95662	30.00	ug/l	0.00
70) 1,4-Dichlorobenzene-d4	7.776	152	54087	30.00	ug/l	0.00
System Monitoring Compounds						
36) Dibromofluoromethane	4.097	111	36086	29.13	ug/l	0.02
Spiked Amount 30.000			Recovery =	97.10%		
38) 1,2-Dichloroethane-d4	4.323	67	17604	28.61	ug/l	0.00
Spiked Amount 30.000			Recovery =	95.37%		
66) Toluene-d8	5.504	98	121532	28.05	ug/l	0.00
Spiked Amount 30.000			Recovery =	93.50%		
76) Bromofluorobenzene	7.058	174	43251	28.50	ug/l	0.00
Spiked Amount 30.000			Recovery =	95.00%		
Target Compounds						Qvalue

(#) = qualifier out of range (m) = manual integration (+) = signals summed

la



Form1**ORGANICS VOLATILE REPORT**

Sample Number: DAILY BLANK

Client Id:

Data File: 1M68817.D

Analysis Date: 05/27/11 08:24

Date Rec/Extracted:

Column: DB-624 25M 0.200mm ID 1.12um film

Method: EPA 8260B

Matrix: Soil

Initial Vol: 5g

Final Vol: NA

Dilution: 1.00

Solids: 100

Units: mg/Kg

Cas #	Compound	RL	Conc	Cas #	Compound	RL	Conc
71-55-6	1,1,1-Trichloroethane	0.0020	U	75-00-3	Chloroethane	0.0020	U
79-34-5	1,1,2,2-Tetrachloroethane	0.0050	U	67-66-3	Chloroform	0.0020	U
76-13-1	1,1,2-Trichloro-1,2,2-trifluor	0.0020	U	74-87-3	Chloromethane	0.0020	U
79-00-5	1,1,2-Trichloroethane	0.0020	U	156-59-2	cis-1,2-Dichloroethene	0.0020	U
75-34-3	1,1-Dichloroethane	0.0020	U	10061-01-5	cis-1,3-Dichloropropene	0.0050	U
75-35-4	1,1-Dichloroethene	0.0020	U	110-82-7	Cyclohexane	0.0020	U
120-82-1	1,2,4-Trichlorobenzene	0.0020	U	124-48-1	Dibromochloromethane	0.0050	U
96-12-8	1,2-Dibromo-3-Chloropropa	0.0020	U	75-71-8	Dichlorodifluoromethane	0.0020	U
106-93-4	1,2-Dibromoethane	0.0020	U	100-41-4	Ethylbenzene	0.0010	U
95-50-1	1,2-Dichlorobenzene	0.0020	U	98-82-8	Isopropylbenzene	0.0010	U
107-06-2	1,2-Dichloroethane	0.0020	U	136777612	m&p-Xylenes	0.0010	U
78-87-5	1,2-Dichloropropane	0.0020	U	79-20-9	Methyl Acetate	0.0020	U
541-73-1	1,3-Dichlorobenzene	0.0020	U	108-87-2	Methylcyclohexane	0.0020	U
106-46-7	1,4-Dichlorobenzene	0.0020	U	75-09-2	Methylene Chloride	0.0020	U
78-93-3	2-Butanone	0.0050	U	1634-04-4	Methyl-t-butyl ether	0.00050	U
591-78-6	2-Hexanone	0.0020	U	95-47-6	o-Xylene	0.0010	U
108-10-1	4-Methyl-2-Pentanone	0.0020	U	100-42-5	Styrene	0.0020	U
67-64-1	Acetone	0.025	U	127-18-4	Tetrachloroethene	0.0020	U
71-43-2	Benzene	0.0010	U	108-88-3	Toluene	0.0010	U
75-27-4	Bromodichloromethane	0.0020	U	156-60-5	trans-1,2-Dichloroethene	0.0020	U
75-25-2	Bromoform	0.0020	U	10061-02-6	trans-1,3-Dichloropropene	0.0050	U
74-83-9	Bromomethane	0.0020	U	79-01-6	Trichloroethene	0.0020	U
75-15-0	Carbon Disulfide	0.0020	U	75-69-4	Trichlorofluoromethane	0.0020	U
56-23-5	Carbon Tetrachloride	0.0020	U	75-01-4	Vinyl Chloride	0.0020	U
108-90-7	Chlorobenzene	0.0020	U				

Worksheet #: 192369

Total Target Concentration 0

ColumnID: (^) Indicates results from 2nd column

*U - Indicates the compound was analyzed but not detected.**B - Indicates the analyte was found in the blank as well as in the sample.**E - Indicates the analyte concentration exceeds the calibration range of the instrument.**R - Retention Time Out**J - Indicates an estimated value when a compound is detected at less than the specified detection limit.**d - Pesticide %Diff>40% between columns due to coelution. Lower concentration used*


SampleID : DAILY BLANK Operator : SG Qt Meth : 1M_S0512.M
 Data File: 1M68817.D Sam Mult : 1 Vial# : 5 Qt On : 05/27/11 08:39
 Acq On : 05/27/11 08:24 Misc : S,5g Qt Upd On: 05/12/11 13:47

Data Path : G:\GcMsData\2011\GCMS_1\Data\05-27-11\
 Qt Path : G:\GcMsData\2011\GCMS_1\MethodQt\
 Qt Resp Via : Initial Calibration

Compound	R.T.	QIon	Response	Conc	Units	Dev(Min)

Internal Standards						
4) Fluorobenzene	4.539	96	125647	30.00	ug/l	0.00
52) Chlorobenzene-d5	6.359	117	94439	30.00	ug/l	0.00
70) 1,4-Dichlorobenzene-d4	7.776	152	54866	30.00	ug/l	0.00
System Monitoring Compounds						
36) Dibromofluoromethane	4.086	111	35830	28.96	ug/l	0.00
Spiked Amount 30.000			Recovery	=	96.53%	
38) 1,2-Dichloroethane-d4	4.313	67	17845	29.04	ug/l	0.00
Spiked Amount 30.000			Recovery	=	96.80%	
66) Toluene-d8	5.493	98	129345	30.24	ug/l	0.00
Spiked Amount 30.000			Recovery	=	100.80%	
76) Bromofluorobenzene	7.057	174	44224	28.72	ug/l	0.00
Spiked Amount 30.000			Recovery	=	95.73%	
Target Compounds						Qvalue

(#) = qualifier out of range (m) = manual integration (+) = signals summed



Form3
Recovery Data
QC Batch: MBS9696

0180

Data File	Sample ID:	Analysis Date
Spike or Dup: 1M68773.D	MBS9696	5/26/2011 4:04:00 PM
Non Spike(If applicable):		
Inst Blank(If applicable):		
Method: 8260	Matrix: Soil	QC Type: MBS

Analyte:	Col	Spike Conc	Sample Conc	Expected Conc	Recovery	Lower Limit	Upper Limit	ME Low Limit	ME Upper Limit
Vinyl Chloride	1	31.8422	0	50	64	6	117	0	0
1,1-Dichloroethene	1	34.3508	0	50	69	8	114	0	0
1,1-Dichloroethane	1	35.2501	0	50	71	14	127	0	0
Chloroform	1	39.1969	0	50	78	26	119	0	0
1,2-Dichloroethane	1	43.7621	0	50	88	18	130	0	0
2-Butanone	1	41.8118	0	50	84	4	141	0	0
Carbon Tetrachloride	1	40.4024	0	50	81	19	122	0	0
Trichloroethene	1	38.5297	0	50	77	21	116	0	0
Benzene	1	38.9693	0	50	78	21	122	0	0
Tetrachloroethene	1	45.285	0	50	91	18	116	0	0
Toluene	1	40.55	0	50	81	19	128	0	0
Chlorobenzene	1	46.4357	0	50	93	21	117	0	0
1,4-Dichlorobenzene	1	47.6596	0	50	95	20	110	0	0
1,2-Dichlorobenzene	1	44.7069	0	50	89	19	113	0	0
n-Propylbenzene	1	50.9982	0	50	102	16	122	0	0
sec-Butylbenzene	1	50.3986	0	50	101	9	125	0	0

* - Indicates outside of limits

- Indicates outside of standard limits but within method exceedance limits

SampleID : MBS Operator : WP Qt Meth : 1M_S0512.M
 Data File: 1M68773.D Sam Mult : 1 Vial# : 5 Qt On : 05/26/11 16:23
 Acq On : 05/26/11 16:04 Misc : S,5g Qt Upd On: 05/12/11 13:47

Data Path : G:\GCMSData\2011\GCMS_1\Data\05-2611\
 Qt Path : G:\GCMSData\2011\GCMS_1\MethodQt\
 Qt Resp Via : Initial Calibration

Compound	R.T.	QIon	Response	Conc	Units	Dev(Min)
Internal Standards						
4) Fluorobenzene	4.539	96	136413	30.00	ug/l	0.00
52) Chlorobenzene-d5	6.369	117	102566	30.00	ug/l	0.00
70) 1,4-Dichlorobenzene-d4	7.776	152	58225	30.00	ug/l	0.00
System Monitoring Compounds						
36) Dibromofluoromethane	4.096	111	39091	29.10	ug/l	0.02
Spiked Amount 30.000			Recovery =	97.00%		
38) 1,2-Dichloroethane-d4	4.323	67	18498	27.72	ug/l	0.00
Spiked Amount 30.000			Recovery =	92.40%		
66) Toluene-d8	5.503	98	135043	29.07	ug/l	0.00
Spiked Amount 30.000			Recovery =	96.90%		
76) Bromofluorobenzene	7.058	174	49271	30.16	ug/l	0.00
Spiked Amount 30.000			Recovery =	100.53%		
Target Compounds						
					Qvalue	
5) Chlorodifluoromethane	1.360	51	110437	28.4347	ug/l	98
6) Dichlorodifluoromethane	1.360	85	64316	21.8505	ug/l	93
7) Chloromethane	1.478	50	68858	28.8581	ug/l	80
8) Bromomethane	1.780	94	37905	33.5617	ug/l	92
9) Vinyl Chloride	1.545	62	60687	31.8422	ug/l	88
10) Chloroethane	1.847	64	38447	36.5537	ug/l	99
11) Trichlorofluoromethane	2.048	101	132001	34.1699	ug/l	84
12) Ethyl ether	2.247	59	48448	36.9178	ug/l	78
13) Furan	2.267	39	160560	37.1911	ug/l	99
14) 1,1,2-Trichloro-1,2,2-...	2.414	101	78569	42.2771	ug/l	93
15) Methylene Chloride	2.758	84	71506	36.9119	ug/l	97
16) Acrolein	2.326	56	33496	185.1807	ug/l	93
17) Acrylonitrile	2.926	53	15826	38.5537	ug/l	91
18) Iodomethane	2.532	142	88505	36.5823	ug/l	91
19) Acetone	2.434	43	58275	202.9366	ug/l	86
20) Carbon Disulfide	2.591	76	225183	37.5780	ug/l	100
21) t-Butyl Alcohol	2.817	59	14881	183.6643	ug/l	99
22) n-Hexane	3.191	57	114128	44.5404	ug/l	71
23) Di-isopropyl-ether	3.349	45	245688	40.7571	ug/l	99
24) 1,1-Dichloroethene	2.414	61	107886	34.3508	ug/l	90
25) Methyl Acetate	2.680	43	44889	37.2100	ug/l	100
26) Methyl-t-butyl ether	2.975	73	137549	37.2491	ug/l	71
27) 1,1-Dichloroethane	3.290	63	128828	35.2501	ug/l	97
28) trans-1,2-Dichloroethene	2.975	96	74235	37.7700	ug/l	96
29) cis-1,2-Dichloroethene	3.752	61	136921	39.9210	ug/l	77
30) Bromochloromethane	3.929	49	57489	37.5205	ug/l	92
31) 2,2-Dichloropropane	3.762	77	118403	40.2383	ug/l	92
32) Ethyl acetate	3.801	43	38313	35.6221	ug/l	96
33) 1,4-Dioxane	4.982	88	24727	1974.4029	ug/l	83
34) 1,1-Dichloropropene	4.244	75	127474	42.9589	ug/l	94
35) Chloroform	3.988	83	148190	39.1969	ug/l	87
37) Cyclohexane	4.185	56	141913	39.5669	ug/l	92
39) 1,2-Dichloroethane	4.372	62	111141	43.7621	ug/l	94
40) 2-Butanone	3.752	43	18217	41.8118	ug/l	87
41) 1,1,1-Trichloroethane	4.136	97	145212	38.3343	ug/l	99
42) Carbon Tetrachloride	4.254	117	127444	40.4024	ug/l	96
43) Vinyl Acetate	3.349	43	166115	37.9140	ug/l	100
45) Bromodichloromethane	5.061	83	113991	36.1467	ug/l	98
46) Methylcyclohexane	4.903	83	148267	45.2657	ug/l	94
47) Dibromomethane	4.972	174	52885	40.8870	ug/l	92
48) 1,2-Dichloropropane	4.903	63	79289	39.7380	ug/l	91
49) Trichloroethene	4.775	130	91722	38.5297	ug/l	88
50) Benzene	4.372	78	303202	38.9693	ug/l	100
51) tert-Amyl methyl ether	4.441	73	147760	35.9762	ug/l	85
53) Iso-propylacetate	4.392	43	70869	38.4776	ug/l	82
54) Methyl methacrylate	4.952	41	41265	32.8100	ug/l	85
55) Dibromochloromethane	6.015	129	78062	43.2423	ug/l	99
56) 2-Chloroethylvinylether	5.228	63	31790	39.4568	ug/l	83
57) cis-1,3-Dichloropropene	5.326	75	112184	36.5340	ug/l	95
58) trans-1,3-Dichloropropene	5.651	75	94732	36.4005	ug/l	93
59) Ethyl methacrylate	5.690	41	54329	36.0542	ug/l	76
60) 1,1,2-Trichloroethane	5.769	97	58587	45.4125	ug/l	89
61) 1,2-Dibromoethane	6.094	107	55813	46.4451	ug/l	88
62) 1,3-Dichloropropane	5.867	76	105552	46.4567	ug/l	98
63) 4-Methyl-2-Pentanone	5.415	43	53096	49.0439	ug/l	83
64) 2-Hexanone	5.897	43	36759	44.8262	ug/l	77
65) Tetrachloroethene	5.877	164	88162	45.2850	ug/l	97
67) Toluene	5.543	92	211210	40.5500	ug/l	99
68) 1,1,1,2-Tetrachloroethane	6.418	133	78500	45.4943	ug/l	66

Quantitation Report (Not Reviewed)

SampleID : MBS Operator : WP Qt Meth : 1M_S0512.M
 Data File: 1M68773.D Sam Mult : 1 Vial# : 5 Qt On : 05/26/11 16:23
 Acq On : 05/26/11 16:04 Misc : S,5g Qt Upd On: 05/12/11 13:47

Data Path : G:\GcMsData\2011\GCMS_1\Data\05-2611\
 Qt Path : G:\GcMsData\2011\GCMS_1\MethodQt\
 Qt Resp Via : Initial Calibration

Compound	R.T.	QIon	Response	Conc	Units	Dev(Min)
69) Chlorobenzene	6.379	112	229112	46.4357	ug/l	100
71) n-Butyl acrylate	6.674	55	90404	41.0363	ug/l	96
72) n-Amyl acetate	6.802	43	83231	43.7027	ug/l	84
73) Bromoform	6.871	173	50562	48.9123	ug/l	93
74) Ethylbenzene	6.438	106	92576	46.4517	ug/l	84
75) 1,1,2,2-Tetrachloroethane	7.117	83	66888	50.9574	ug/l	91
77) Styrene	6.743	104	232521	46.1883	ug/l	99
78) m&p-Xylenes	6.507	106	304174	97.1490	ug/l	83
79) o-Xylene	6.743	106	145883	44.4367	ug/l	76
80) trans-1,4-Dichloro-2-b...	7.146	53	46718	62.1370	ug/l	94
81) 1,3-Dichlorobenzene	7.746	146	181974	44.9785	ug/l	90
82) 1,4-Dichlorobenzene	7.795	146	181407	47.6596	ug/l	91
83) 1,2-Dichlorobenzene	8.041	146	156377	44.7069	ug/l	92
84) Isopropylbenzene	6.959	105	380829	49.7745	ug/l	94
85) Cyclohexanone	7.028	55	8110	236.1100	ug/l	86
86) Camphene	7.146	93	175849	52.8876	ug/l	94
87) 1,2,3-Trichloropropane	7.156	75	83734	49.9632	ug/l	88
88) 2-Chlorotoluene	7.274	91	217476	44.2208	ug/l	98
89) p-Ethyltoluene	7.274	105	454926	49.2827	ug/l	74
90) 4-Chlorotoluene	7.343	91	204992	41.4067	ug/l	93
91) n-Propylbenzene	7.205	91	489172	50.9982	ug/l	94
92) Bromobenzene	7.166	77	251766	50.6893	ug/l	83
93) 1,3,5-Trimethylbenzene	7.304	105	271137	41.0725	ug/l	89
94) Butyl methacrylate	7.313	41	109792	52.9659	ug/l	70
95) t-Butylbenzene	7.520	119	338614	50.7076	ug/l	84
96) 1,2,4-Trimethylbenzene	7.540	105	347846	49.6919	ug/l	86
97) sec-Butylbenzene	7.648	105	448222	50.3986	ug/l	98
98) 4-Isopropyltoluene	7.727	119	366703	49.0777	ug/l	93
99) n-Butylbenzene	7.992	91	419786	47.0948	ug/l	97
100) p-Diethylbenzene	7.973	119	180327	44.5151	ug/l	89
101) 1,2,4,5-Tetramethylben...	8.474	119	272315	38.5455	ug/l	94
102) 1,2-Dibromo-3-Chloropr...	8.524	157	11046	43.2684	ug/l	68
103) Camphor	9.006	95	47289	406.3613	ug/l	90
104) Hexachlorobutadiene	9.173	225	107182	40.8905	ug/l	95
105) 1,2,4-Trichlorobenzene	9.074	180	121107	43.4759	ug/l	97
106) 1,2,3-Trichlorobenzene	9.399	180	103898	42.5990	ug/l	96
107) Naphthalene	9.242	128	161284	37.9406	ug/l	100

(#) = qualifier out of range (m) = manual integration (+) = signals summed

Form3
Recovery Data
 QC Batch: MBS9697

0184

Data File		Sample ID:		Analysis Date					
Spike or Dup: 1M68795.D		MBS9697		5/26/2011 10:09:00 PM					
Non Spike(If applicable):									
Inst Blank(If applicable):									
Method: 8260		Matrix: Soil		QC Type: MBS					
Analyte:	Col	Spike Conc	Sample Conc	Expected Conc	Recovery	Lower Limit	Upper Limit	ME Low Limit	ME Upper Limit
Vinyl Chloride	1	36.3058	0	50	73	6	117	0	0
1,1-Dichloroethene	1	36.9244	0	50	74	8	114	0	0
1,1-Dichloroethane	1	36.9282	0	50	74	14	127	0	0
Chloroform	1	40.4198	0	50	81	26	119	0	0
1,2-Dichloroethane	1	44.861	0	50	90	18	130	0	0
2-Butanone	1	43.4409	0	50	87	4	141	0	0
Carbon Tetrachloride	1	41.3702	0	50	83	19	122	0	0
Trichloroethene	1	38.1284	0	50	76	21	116	0	0
Benzene	1	41.453	0	50	83	21	122	0	0
Tetrachloroethene	1	48.6775	0	50	97	18	116	0	0
Toluene	1	47.367	0	50	95	19	128	0	0
Chlorobenzene	1	47.1093	0	50	94	21	117	0	0
1,4-Dichlorobenzene	1	44.6566	0	50	89	20	110	0	0
1,2-Dichlorobenzene	1	45.8869	0	50	92	19	113	0	0
n-Propylbenzene	1	48.5944	0	50	97	16	122	0	0
sec-Butylbenzene	1	49.4562	0	50	99	9	125	0	0

* - Indicates outside of limits

- Indicates outside of standard limits but within method exceedance limits

SampleID : MBS
Data File: 1M68795.D
Acq On : 05/26/11 22:09

Operator : WP
Sam Mult : 1 Vial# : 27
Misc : S,5g

Qt Meth : 1M_S0512.M
Qt On : 05/27/11 08:10
Qt Upd On: 05/12/11 13:47

Data Path : G:\GCMSData\2011\GCMS_1\Data\05-2611\
Qt Path : G:\GCMSData\2011\GCMS_1\MethodQt\
Qt Resp Via : Initial Calibration

Compound	R.T.	QIon	Response	Conc	Units	Dev(Min)
Internal Standards						
4) Fluorobenzene	4.539	96	125964	30.00	ug/l	0.00
52) Chlorobenzene-d5	6.359	117	81625	30.00	ug/l	0.00
70) 1,4-Dichlorobenzene-d4	7.776	152	50884	30.00	ug/l	0.00
System Monitoring Compounds						
36) Dibromofluoromethane	4.086	111	34787	28.04	ug/l	0.00
Spiked Amount 30.000			Recovery =	93.47%		
38) 1,2-Dichloroethane-d4	4.313	67	17547	28.48	ug/l	0.00
Spiked Amount 30.000			Recovery =	94.93%		
66) Toluene-d8	5.503	98	124471	33.67	ug/l	0.00
Spiked Amount 30.000			Recovery =	112.23%		
76) Bromofluorobenzene	7.057	174	41091	28.78	ug/l	0.00
Spiked Amount 30.000			Recovery =	95.93%		
Target Compounds						Qvalue
5) Chlorodifluoromethane	1.342	51	132467	36.9361	ug/l	90
6) Dichlorodifluoromethane	1.342	85	69705	25.6458	ug/l	89
7) Chloromethane	1.459	50	85123	38.6340	ug/l	79
8) Bromomethane	1.778	94	35809	34.3359	ug/l	88
9) Vinyl Chloride	1.543	62	63894	36.3058	ug/l	99
10) Chloroethane	1.845	64	34597	35.6219	ug/l	92
11) Trichlorofluoromethane	2.030	101	125128	35.0776	ug/l	84
12) Ethyl ether	2.227	59	46436	38.3199	ug/l	86
13) Furan	2.256	39	159545	40.0216	ug/l	99
14) 1,1,2-Trichloro-1,2,2-...	2.404	101	72351	42.1607	ug/l	96
15) Methylene Chloride	2.739	84	69269	38.7233	ug/l	94
16) Acrolein	2.316	56	27573	165.0806	ug/l	92
17) Acrylonitrile	2.916	53	14469	38.1718	ug/l	100
18) Iodomethane	2.512	142	89656	40.1321	ug/l	91
19) Acetone	2.424	43	51777	195.2650	ug/l	99
20) Carbon Disulfide	2.571	76	210624	38.0640	ug/l	100
21) t-Butyl Alcohol	2.807	59	12181	162.8114	ug/l	92
22) n-Hexane	3.181	57	95625	40.4150	ug/l	72
23) Di-isopropyl-ether	3.329	45	233958	42.0307	ug/l	98
24) 1,1-Dichloroethene	2.404	61	107086	36.9244	ug/l	93
25) Methyl Acetate	2.660	43	41616	37.3585	ug/l	100
26) Methyl-t-butyl ether	2.955	73	124231	36.4332	ug/l	71
27) 1,1-Dichloroethane	3.280	63	124623	36.9282	ug/l	95
28) trans-1,2-Dichloroethene	2.965	96	75797	41.7637	ug/l	73
29) cis-1,2-Dichloroethene	3.742	61	134174	42.3652	ug/l	89
30) Bromochloromethane	3.919	49	58222	41.1510	ug/l	71
31) 2,2-Dichloropropane	3.752	77	109543	40.3154	ug/l	88
32) Ethyl acetate	3.791	43	33643	33.8749	ug/l	99
33) 1,4-Dioxane	4.972	88	19098	1651.4352	ug/l	89
34) 1,1-Dichloropropene	4.234	75	116956	42.6838	ug/l	99
35) Chloroform	3.978	83	141108	40.4198	ug/l	86
37) Cyclohexane	4.175	56	132400	39.9767	ug/l	94
39) 1,2-Dichloroethane	4.372	62	105205	44.8610	ug/l	97
40) 2-Butanone	3.742	43	17477	43.4409	ug/l	85
41) 1,1,1-Trichloroethane	4.126	97	136313	38.9701	ug/l	98
42) Carbon Tetrachloride	4.244	117	120501	41.3702	ug/l	94
43) Vinyl Acetate	3.329	43	159570	39.4414	ug/l	100
45) Bromodichloromethane	5.060	83	107100	36.7788	ug/l	95
46) Methylcyclohexane	4.903	83	132528	43.8169	ug/l	97
47) Dibromomethane	4.972	174	50546	42.3203	ug/l	93
48) 1,2-Dichloropropane	4.903	63	74255	40.3022	ug/l	81
49) Trichloroethene	4.765	130	83814	38.1284	ug/l	92
50) Benzene	4.372	78	297821	41.4530	ug/l	100
51) tert-Amyl methyl ether	4.431	73	131037	34.5511	ug/l	91
53) Iso-propylacetate	4.391	43	62942	42.9410	ug/l	78
54) Methyl methacrylate	4.942	41	40057	40.0205	ug/l	88
55) Dibromochloromethane	6.005	129	64432	44.8488	ug/l	93
56) 2-Chloroethylvinylether	5.228	63	29912	46.6506	ug/l	90
57) cis-1,3-Dichloropropene	5.326	75	104173	42.6287	ug/l	89
58) trans-1,3-Dichloropropene	5.651	75	85807	41.4299	ug/l	94
59) Ethyl methacrylate	5.690	41	46816	39.0390	ug/l	68
60) 1,1,2-Trichloroethane	5.759	97	52306	50.9455	ug/l	90
61) 1,2-Dibromoethane	6.093	107	47388	49.5510	ug/l	89
62) 1,3-Dichloropropane	5.867	76	96613	53.4316	ug/l	98
63) 4-Methyl-2-Pentanone	5.405	43	43970	51.0341	ug/l	80
64) 2-Hexanone	5.896	43	29004	44.4433	ug/l	81
65) Tetrachloroethene	5.877	164	75418	48.6775	ug/l	97
67) Toluene	5.542	92	196345	47.3670	ug/l	98
68) 1,1,1,2-Tetrachloroethane	6.418	133	69337	50.4932	ug/l	79

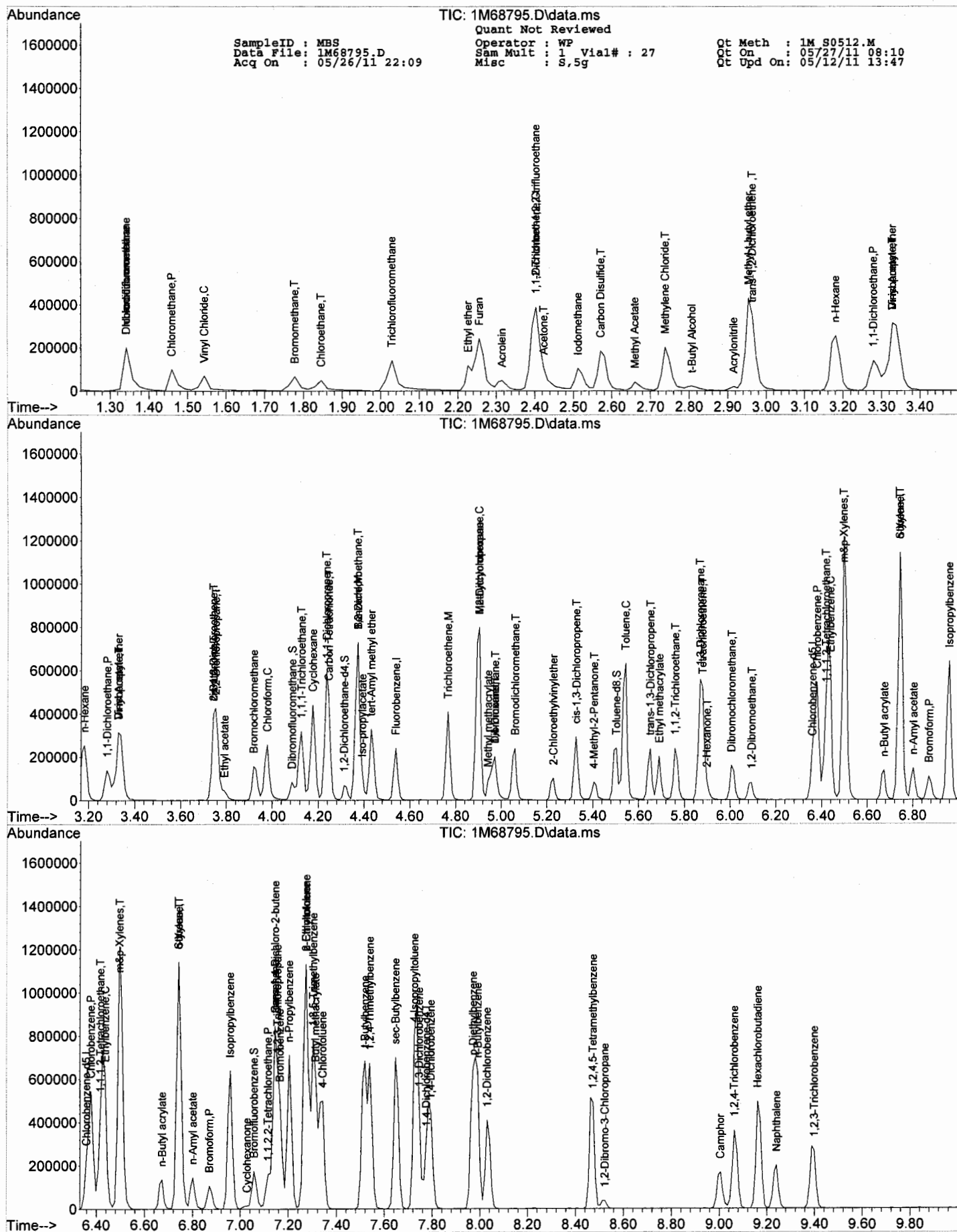
Quantitation Report (Not Reviewed)

SampleID : MBS Operator : WP Qt Meth : 1M_S0512.M
 Data File: 1M68795.D Sam Mult : 1 Vial# : 27 Qt On : 05/27/11 08:10
 Acq On : 05/26/11 22:09 Misc : S,5g Qt Upd On: 05/12/11 13:47

Data Path : G:\GcMsData\2011\GCMS_1\Data\05-2611\
 Qt Path : G:\GcMsData\2011\GCMS_1\MethodQt\
 Qt Resp Via : Initial Calibration

Compound	R.T.	QIon	Response	Conc	Units	Dev(Min)
69) Chlorobenzene	6.379	112	184979	47.1093	ug/l	98
71) n-Butyl acrylate	6.674	55	71825	37.3065	ug/l	95
72) n-Amyl acetate	6.802	43	66152	39.7461	ug/l	84
73) Bromoform	6.870	173	41367	45.7906	ug/l	96
74) Ethylbenzene	6.438	106	69104	39.4949	ug/l	92
75) 1,1,2,2-Tetrachloroethane	7.116	83	54907	47.8646	ug/l	97
77) Styrene	6.743	104	197867	44.9313	ug/l	99
78) m&p-Xylenes	6.497	106	255070	93.0597	ug/l	91
79) o-Xylene	6.743	106	121257	42.1646	ug/l	80
80) trans-1,4-Dichloro-2-b...	7.146	53	39496	60.1101	ug/l	91
81) 1,3-Dichlorobenzene	7.746	146	154446	43.6818	ug/l	90
82) 1,4-Dichlorobenzene	7.795	146	148546	44.6566	ug/l	94
83) 1,2-Dichlorobenzene	8.031	146	140268	45.8869	ug/l	91
84) Isopropylbenzene	6.959	105	325911	48.7421	ug/l	94
85) Cyclohexanone	7.028	55	6165	205.3784	ug/l	86
86) Camphene	7.146	93	148218	51.0086	ug/l	98
87) 1,2,3-Trichloropropane	7.156	75	65634	44.8131	ug/l	90
88) 2-Chlorotoluene	7.274	91	208944	48.6154	ug/l	97
89) p-Ethyltoluene	7.274	105	316289	38.9735	ug/l	81
90) 4-Chlorotoluene	7.343	91	171575	39.6567	ug/l	92
91) n-Propylbenzene	7.205	91	407347	48.5944	ug/l	96
92) Bromobenzene	7.166	77	212228	48.8934	ug/l	84
93) 1,3,5-Trimethylbenzene	7.303	105	291533	50.5334	ug/l	94
94) Butyl methacrylate	7.313	41	87080	48.0698	ug/l	63
95) t-Butylbenzene	7.520	119	291517	49.9529	ug/l	84
96) 1,2,4-Trimethylbenzene	7.539	105	288903	47.2258	ug/l	84
97) sec-Butylbenzene	7.648	105	384386	49.4562	ug/l	98
98) 4-Isopropyltoluene	7.726	119	308893	47.3049	ug/l	93
99) n-Butylbenzene	7.992	91	345100	44.3015	ug/l	97
100) p-Diethylbenzene	7.972	119	145695	41.1547	ug/l	89
101) 1,2,4,5-Tetramethylben...	8.474	119	256526	41.5491	ug/l	92
102) 1,2-Dibromo-3-Chloropr...	8.523	157	10021	44.9164	ug/l	70
103) Camphor	9.005	95	40514	398.3691	ug/l	87
104) Hexachlorobutadiene	9.163	225	101083	44.1273	ug/l	93
105) 1,2,4-Trichlorobenzene	9.064	180	104337	42.8594	ug/l	96
106) 1,2,3-Trichlorobenzene	9.399	180	90175	42.3064	ug/l	97
107) Naphthalene	9.241	128	140966	37.9451	ug/l	100

(#) = qualifier out of range (m) = manual integration (+) = signals summed



Form3
Recovery Data
 QC Batch: MBS9703

0188

Data File	Sample ID:	Analysis Date
Spike or Dup: 1M68818.D	MBS9703	5/27/2011 8:41:00 AM
Non Spike(If applicable):		
Inst Blank(If applicable):		
Method: 8260	Matrix: Soil	QC Type: MBS

Analyte:	Col	Spike Conc	Sample Conc	Expected Conc	Recovery	Lower Limit	Upper Limit	ME Low Limit	ME Upper Limit
Vinyl Chloride	1	43.0385	0	50	86	6	117	0	0
1,1-Dichloroethene	1	38.3016	0	50	77	8	114	0	0
1,1-Dichloroethane	1	39.2851	0	50	79	14	127	0	0
Chloroform	1	39.4946	0	50	79	26	119	0	0
1,2-Dichloroethane	1	43.8717	0	50	88	18	130	0	0
2-Butanone	1	45.606	0	50	91	4	141	0	0
Carbon Tetrachloride	1	41.8313	0	50	84	19	122	0	0
Trichloroethene	1	37.3597	0	50	75	21	116	0	0
Benzene	1	39.7096	0	50	79	21	122	0	0
Tetrachloroethene	1	46.2841	0	50	93	18	116	0	0
Toluene	1	41.1245	0	50	82	19	128	0	0
Chlorobenzene	1	46.833	0	50	94	21	117	0	0
1,4-Dichlorobenzene	1	44.5489	0	50	89	20	110	0	0
1,2-Dichlorobenzene	1	44.6844	0	50	89	19	113	0	0
n-Propylbenzene	1	49.7772	0	50	100	16	122	0	0
sec-Butylbenzene	1	49.4032	0	50	99	9	125	0	0

* - Indicates outside of limits

- Indicates outside of standard limits but within method exceedance limits

SampleID : MBS
Data File: 1M68818.D
Acq On : 05/27/11 08:41

Operator : SG
Sam Mult : 1 Vial# : 6
Misc : S,5g

Qt Meth : 1M_S0512.M
Qt On : 05/27/11 08:54
Qt Upd On: 05/12/11 13:47

Data Path : G:\GcMsData\2011\GCMS_1\Data\05-27-11\
Qt Path : G:\GcMsData\2011\GCMS_1\MethodQt\
Qt Resp Via : Initial Calibration

Compound	R.T.	QIon	Response	Conc	Units	Dev(Min)
Internal Standards						
4) Fluorobenzene	4.540	96	121810	30.00	ug/l	0.01
52) Chlorobenzene-d5	6.360	117	83756	30.00	ug/l	0.00
70) 1,4-Dichlorobenzene-d4	7.777	152	51293	30.00	ug/l	0.01
System Monitoring Compounds						
36) Dibromofluoromethane	4.088	111	35276	29.41	ug/l	0.01
Spiked Amount 30.000			Recovery =	98.03%		
38) 1,2-Dichloroethane-d4	4.314	67	18025	30.25	ug/l	0.00
Spiked Amount 30.000			Recovery =	100.83%		
66) Toluene-d8	5.494	98	113970	30.05	ug/l	0.00
Spiked Amount 30.000			Recovery =	100.17%		
76) Bromofluorobenzene	7.059	174	41079	28.54	ug/l	0.00
Spiked Amount 30.000			Recovery =	95.13%		
Target Compounds						
						Qvalue
5) Chlorodifluoromethane	1.344	51	118870	34.2751	ug/l	98
6) Dichlorodifluoromethane	1.344	85	72270	27.4962	ug/l	89
7) Chloromethane	1.478	50	65624	30.7998	ug/l	78
8) Bromomethane	1.780	94	38290	37.9669	ug/l	88
9) Vinyl Chloride	1.545	62	73245	43.0385	ug/l	96
10) Chloroethane	1.847	64	37256	39.6678	ug/l	91
11) Trichlorofluoromethane	2.032	101	121188	35.1317	ug/l	86
12) Ethyl ether	2.238	59	43372	37.0120	ug/l	82
13) Furan	2.268	39	157429	40.8375	ug/l	98
14) 1,1,2-Trichloro-1,2,2-...	2.405	101	75998	45.7961	ug/l	94
15) Methylene Chloride	2.750	84	64994	37.5725	ug/l	95
16) Acrolein	2.327	56	30685	189.9773	ug/l	98
17) Acrylonitrile	2.917	53	12874	35.1221	ug/l	95
18) Iodomethane	2.523	142	86769	40.1643	ug/l	95
19) Acetone	2.425	43	53033	206.8222	ug/l	86
20) Carbon Disulfide	2.582	76	207484	38.7753	ug/l	100
21) t-Butyl Alcohol	2.819	59	12662	175.0120	ug/l	81
22) n-Hexane	3.183	57	106351	46.4810	ug/l	71
23) Di-isopropyl-ether	3.340	45	228605	42.4696	ug/l	99
24) 1,1-Dichloroethene	2.405	61	107417	38.3016	ug/l	98
25) Methyl Acetate	2.671	43	42654	39.5961	ug/l	100
26) Methyl-t-butyl ether	2.966	73	125552	38.0763	ug/l	71
27) 1,1-Dichloroethane	3.281	63	128205	39.2851	ug/l	99
28) trans-1,2-Dichloroethene	2.966	96	72961	41.5721	ug/l	79
29) cis-1,2-Dichloroethene	3.743	61	130792	42.7057	ug/l	90
30) Bromochloromethane	3.920	49	53654	39.2156	ug/l	70
31) 2,2-Dichloropropane	3.753	77	116812	44.4567	ug/l	97
32) Ethyl acetate	3.793	43	32987	34.3471	ug/l	97
33) 1,4-Dioxane	4.973	88	21352	1909.3068	ug/l	86
34) 1,1-Dichloropropene	4.235	75	116778	44.0723	ug/l	99
35) Chloroform	3.979	83	133331	39.4946	ug/l	92
37) Cyclohexane	4.176	56	132897	41.4952	ug/l	96
39) 1,2-Dichloroethane	4.363	62	99492	43.8717	ug/l	95
40) 2-Butanone	3.743	43	17743	45.6060	ug/l	88
41) 1,1,1-Trichloroethane	4.127	97	133421	39.4441	ug/l	97
42) Carbon Tetrachloride	4.245	117	117826	41.8313	ug/l	94
43) Vinyl Acetate	3.330	43	152729	39.0378	ug/l	100
45) Bromodichloromethane	5.052	83	91846	32.6161	ug/l	99
46) Methylcyclohexane	4.894	83	123348	42.1726	ug/l	95
47) Dibromomethane	4.973	174	42276	36.6032	ug/l	91
48) 1,2-Dichloropropane	4.894	63	63996	35.9186	ug/l	85
49) Trichloroethene	4.766	130	79416	37.3597	ug/l	93
50) Benzene	4.373	78	275887	39.7096	ug/l	100
51) tert-Amyl methyl ether	4.432	73	132108	36.0213	ug/l	86
53) Iso-propylacetate	4.393	43	65864	43.7913	ug/l	85
54) Methyl methacrylate	4.944	41	35613	34.6753	ug/l	87
55) Dibromochloromethane	6.006	129	63990	43.4079	ug/l	99
56) 2-Chloroethylvinylether	5.219	63	27690	42.0864	ug/l	78
57) cis-1,3-Dichloropropene	5.327	75	94541	37.7029	ug/l	93
58) trans-1,3-Dichloropropene	5.642	75	78693	37.0284	ug/l	93
59) Ethyl methacrylate	5.681	41	42240	34.3270	ug/l	71
60) 1,1,2-Trichloroethane	5.760	97	46783	44.4068	ug/l	86
61) 1,2-Dibromoethane	6.085	107	45365	46.2288	ug/l	88
62) 1,3-Dichloropropane	5.858	76	80708	43.4997	ug/l	97
63) 4-Methyl-2-Pentanone	5.406	43	40637	45.9656	ug/l	81
64) 2-Hexanone	5.888	43	28558	42.6465	ug/l	87
65) Tetrachloroethene	5.868	164	73582	46.2841	ug/l	91
67) Toluene	5.534	92	174919	41.1245	ug/l	99
68) 1,1,1,2-Tetrachloroethane	6.419	133	67615	47.9864	ug/l	75

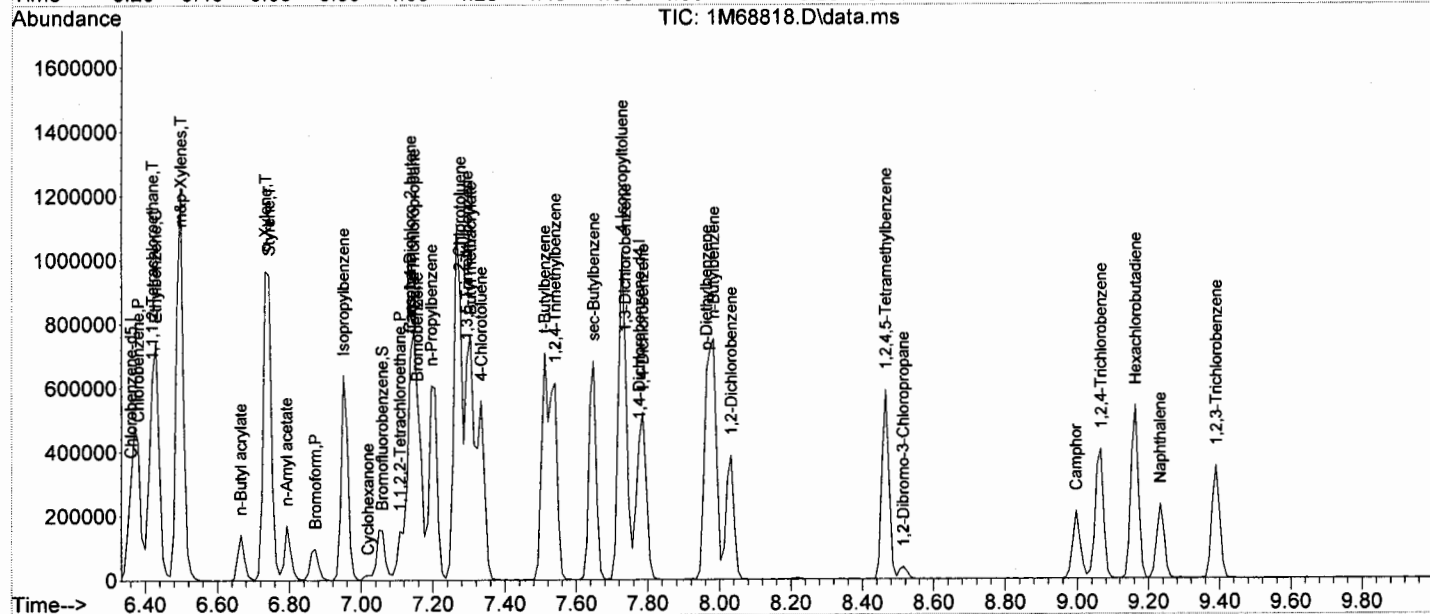
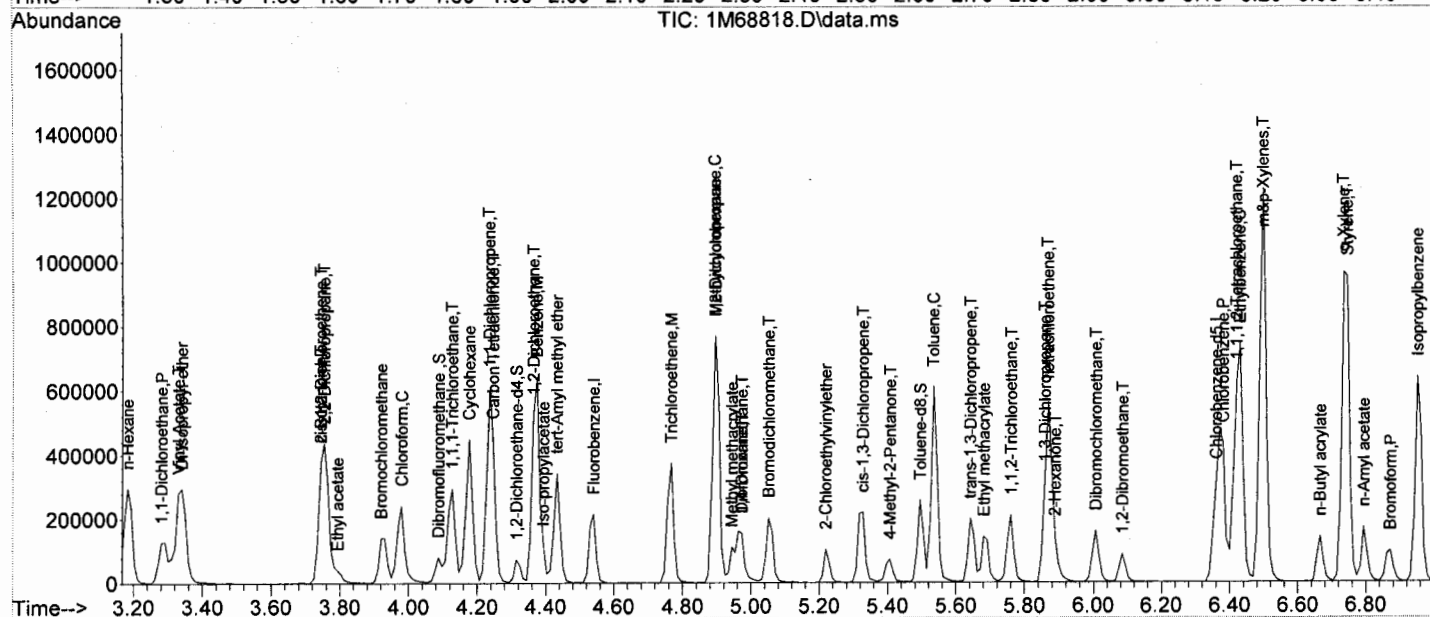
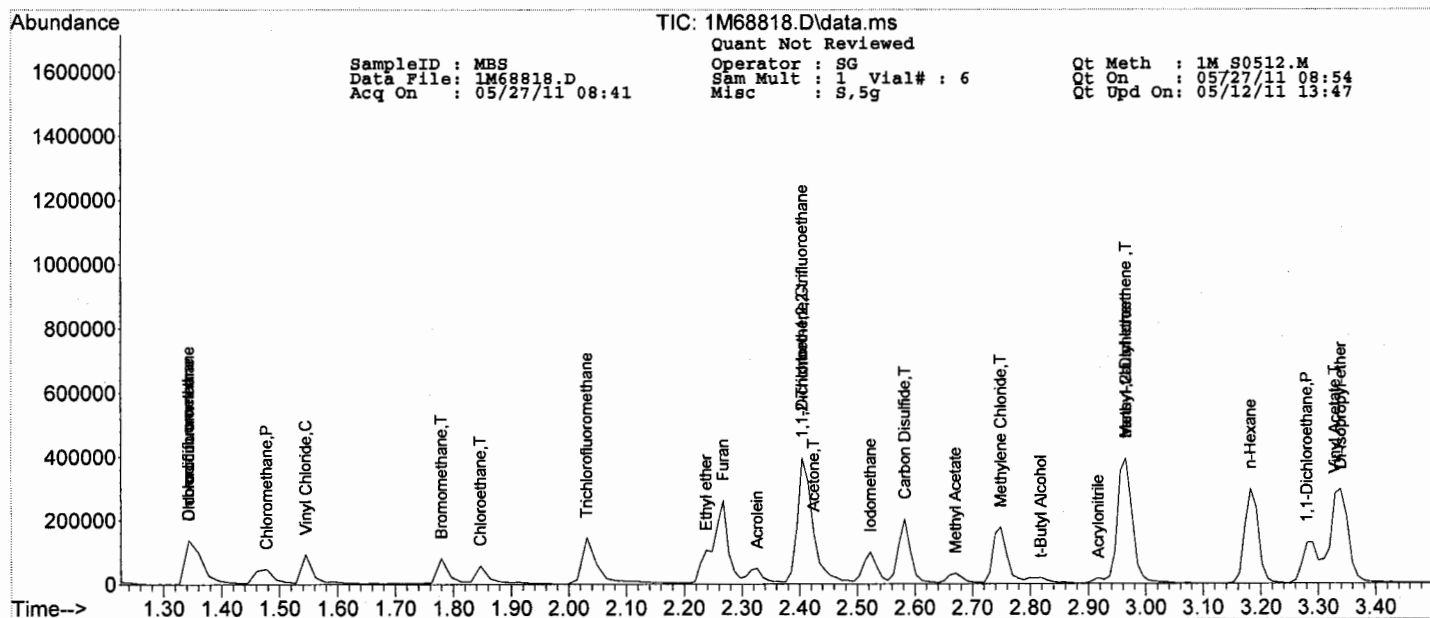
Quantitation Report (Not Reviewed)

SampleID : MBS Operator : SG Qt Meth : 1M_S0512.M
 Data File: 1M68818.D Sam Mult : 1 Vial# : 6 Qt On : 05/27/11 08:54
 Acq On : 05/27/11 08:41 Misc : S,5g Qt Upd On: 05/12/11 13:47

Data Path : G:\GcMsData\2011\GCMS_1\Data\05-27-11\
 Qt Path : G:\GcMsData\2011\GCMS_1\MethodQt\
 Qt Resp Via : Initial Calibration

Compound	R.T.	QIon	Response	Conc	Units	Dev(Min)
69) Chlorobenzene	6.380	112	188695	46.8330	ug/l	98
71) n-Butyl acrylate	6.665	55	67995	35.0356	ug/l	95
72) n-Amyl acetate	6.793	43	69128	41.2029	ug/l	88
73) Bromoform	6.872	173	41008	45.0312	ug/l	98
74) Ethylbenzene	6.429	106	82352	46.9206	ug/l	85
75) 1,1,2,2-Tetrachloroethane	7.108	83	53935	46.6424	ug/l	97
77) Styrene	6.744	104	194103	43.6828	ug/l	93
78) m&p-Xylenes	6.498	106	251797	91.0569	ug/l	87
79) o-Xylene	6.734	106	124935	43.1408	ug/l	78
80) trans-1,4-Dichloro-2-b...	7.137	53	39366	59.4345	ug/l	100
81) 1,3-Dichlorobenzene	7.737	146	152894	42.8980	ug/l	92
82) 1,4-Dichlorobenzene	7.787	146	149379	44.5489	ug/l	93
83) 1,2-Dichlorobenzene	8.033	146	137690	44.6844	ug/l	92
84) Isopropylbenzene	6.950	105	322055	47.7813	ug/l	96
85) Cyclohexanone	7.019	55	6666	220.2978	ug/l	95
86) Camphene	7.137	93	149224	50.9453	ug/l	96
87) 1,2,3-Trichloropropane	7.147	75	68586	46.4553	ug/l	87
88) 2-Chlorotoluene	7.275	91	183896	42.4462	ug/l	95
90) 4-Chlorotoluene	7.334	91	194368	44.5667	ug/l	92
91) n-Propylbenzene	7.196	91	420616	49.7772	ug/l	96
92) Bromobenzene	7.157	77	211005	48.2241	ug/l	83
93) 1,3,5-Trimethylbenzene	7.295	105	270308	46.4807	ug/l	52
94) Butyl methacrylate	7.305	41	92260	50.5231	ug/l	72
95) t-Butylbenzene	7.511	119	282417	48.0077	ug/l	86
96) 1,2,4-Trimethylbenzene	7.541	105	296977	48.1585	ug/l	85
97) sec-Butylbenzene	7.649	105	387060	49.4032	ug/l	99
98) 4-Isopropyltoluene	7.728	119	316241	48.0440	ug/l	93
99) n-Butylbenzene	7.983	91	368657	46.9482	ug/l	97
100) p-Diethylbenzene	7.964	119	156790	43.9356	ug/l	90
101) 1,2,4,5-Tetramethylben...	8.466	119	265654	42.6844	ug/l	92
102) 1,2-Dibromo-3-Chloropr...	8.515	157	10370	46.1101	ug/l	68
103) Camphor	8.997	95	42201	411.6483	ug/l	94
104) Hexachlorobutadiene	9.164	225	107747	46.6614	ug/l	96
105) 1,2,4-Trichlorobenzene	9.066	180	115681	47.1403	ug/l	95
106) 1,2,3-Trichlorobenzene	9.390	180	100300	46.6815	ug/l	96
107) Naphthalene	9.233	128	154641	41.2942	ug/l	100

(#) = qualifier out of range (m) = manual integration (+) = signals summed



Form3
Recovery Data
 QC Batch: MBS9710

0192

Data File	Sample ID:	Analysis Date
Spike or Dup: 1M68838.D	MBS9710	5/27/2011 2:15:00 PM
Non Spike(If applicable):		
Inst Blank(If applicable):		
Method: 8260	Matrix: Soil	QC Type: MBS

Analyte:	Col	Spike Conc	Sample Conc	Expected Conc	Recovery	Lower Limit	Upper Limit	ME Low Limit	ME Upper Limit
Vinyl Chloride	1	43.8452	0	50	88	6	117	0	0
1,1-Dichloroethene	1	37.5845	0	50	75	8	114	0	0
1,1-Dichloroethane	1	37.1855	0	50	74	14	127	0	0
Chloroform	1	39.6904	0	50	79	26	119	0	0
1,2-Dichloroethane	1	45.9088	0	50	92	18	130	0	0
2-Butanone	1	43.9046	0	50	88	4	141	0	0
Carbon Tetrachloride	1	39.3906	0	50	79	19	122	0	0
Trichloroethene	1	37.3342	0	50	75	21	116	0	0
Benzene	1	40.0052	0	50	80	21	122	0	0
Tetrachloroethene	1	49.0366	0	50	98	18	116	0	0
Toluene	1	43.0484	0	50	86	19	128	0	0
Chlorobenzene	1	48.1577	0	50	96	21	117	0	0
1,4-Dichlorobenzene	1	43.825	0	50	88	20	110	0	0
1,2-Dichlorobenzene	1	44.2736	0	50	89	19	113	0	0
n-Propylbenzene	1	48.245	0	50	96	16	122	0	0
sec-Butylbenzene	1	48.9738	0	50	98	9	125	0	0

* - Indicates outside of limits

- Indicates outside of standard limits but within method exceedance limits

SampleID : MBS Operator : SG Qt Meth : 1M_S0512.M
 Data File: 1M68838.D Sam Mult : 1 Vial# : 25 Qt On : 05/27/11 15:03
 Acq On : 05/27/11 14:15 Misc : S,5g Qt Upd On: 05/12/11 13:47

Data Path : G:\GcMsData\2011\GCMS_1\Data\05-27-11\
 Qt Path : G:\GcMsData\2011\GCMS_1\MethodQt\
 Qt Resp Via : Initial Calibration

Compound	R.T.	QIon	Response	Conc	Units	Dev(Min)

Internal Standards						
4) Fluorobenzene	4.540	96	112489	30.00	ug/l	0.01
52) Chlorobenzene-d5	6.360	117	82713	30.00	ug/l	0.00
70) 1,4-Dichlorobenzene-d4	7.777	152	47359	30.00	ug/l	0.01
System Monitoring Compounds						
36) Dibromofluoromethane	4.088	111	30512	27.54	ug/l	0.01
Spiked Amount 30.000			Recovery =	91.80%		
38) 1,2-Dichloroethane-d4	4.324	67	17654	32.09	ug/l	0.01
Spiked Amount 30.000			Recovery =	106.97%		
66) Toluene-d8	5.504	98	116761	31.17	ug/l	0.01
Spiked Amount 30.000			Recovery =	103.90%		
76) Bromofluorobenzene	7.059	174	35847	26.97	ug/l	0.00
Spiked Amount 30.000			Recovery =	89.90%		
Target Compounds						Qvalue
5) Chlorodifluoromethane	1.349	51	123577	38.5849	ug/l	92
6) Dichlorodifluoromethane	1.349	85	66625	27.4489	ug/l	86
7) Chloromethane	1.467	50	66997	34.0498	ug/l	81
8) Bromomethane	1.786	94	37289	40.0381	ug/l	96
9) Vinyl Chloride	1.551	62	68908	43.8452	ug/l	99
10) Chloroethane	1.853	64	33851	39.0289	ug/l	84
11) Trichlorofluoromethane	2.037	101	123762	38.8508	ug/l	83
12) Ethyl ether	2.248	59	39790	36.7688	ug/l	82
13) Furan	2.268	39	138936	39.0267	ug/l	98
14) 1,1,2-Trichloro-1,2,2-...	2.415	101	68655	44.7993	ug/l	95
15) Methylene Chloride	2.750	84	61459	38.4729	ug/l	88
16) Acrolein	2.327	56	28483	190.9564	ug/l	94
17) Acrylonitrile	2.927	53	12190	36.0117	ug/l	92
18) Iodomethane	2.523	142	75641	37.9146	ug/l	93
19) Acetone	2.435	43	44666	188.6257	ug/l	83
20) Carbon Disulfide	2.582	76	188825	38.2123	ug/l	100
21) t-Butyl Alcohol	2.819	59	11461	171.5382	ug/l	100
22) n-Hexane	3.192	57	98763	46.7414	ug/l	71
23) Di-isopropyl-ether	3.350	45	207163	41.6752	ug/l	99
24) 1,1-Dichloroethene	2.415	61	97340	37.5845	ug/l	92
25) Methyl Acetate	2.671	43	36036	36.2245	ug/l	100
26) Methyl-t-butyl ether	2.966	73	115628	37.9723	ug/l	70
27) 1,1-Dichloroethane	3.291	63	112067	37.1855	ug/l	97
28) trans-1,2-Dichloroethene	2.966	96	66424	40.9835	ug/l	90
29) cis-1,2-Dichloroethene	3.753	61	123123	43.5328	ug/l	83
30) Bromochloromethane	3.930	49	52638	41.6609	ug/l	80
31) 2,2-Dichloropropane	3.763	77	99724	41.0981	ug/l	95
32) Ethyl acetate	3.793	43	31045	35.0035	ug/l	94
33) 1,4-Dioxane	4.973	88	22138	2143.6231	ug/l	99
34) 1,1-Dichloropropene	4.235	75	111200	45.4446	ug/l	97
35) Chloroform	3.979	83	123739	39.6904	ug/l	89
37) Cyclohexane	4.176	56	123513	41.7607	ug/l	92
39) 1,2-Dichloroethane	4.373	62	96145	45.9088	ug/l	95
40) 2-Butanone	3.743	43	15774	43.9046	ug/l	95
41) 1,1,1-Trichloroethane	4.127	97	127211	40.7244	ug/l	100
42) Carbon Tetrachloride	4.245	117	102461	39.3906	ug/l	91
43) Vinyl Acetate	3.340	43	138793	38.4153	ug/l	100
45) Bromodichloromethane	5.062	83	93439	35.9312	ug/l	89
46) Methylcyclohexane	4.904	83	122705	45.4290	ug/l	99
47) Dibromomethane	4.973	174	40937	38.3808	ug/l	94
48) 1,2-Dichloropropane	4.904	63	71793	43.6336	ug/l	89
49) Trichloroethene	4.766	130	73289	37.3342	ug/l	88
50) Benzene	4.373	78	256673	40.0052	ug/l	100
51) tert-Amyl methyl ether	4.432	73	124295	36.6993	ug/l	85
53) Iso-propylacetate	4.393	43	59145	39.8198	ug/l	80
54) Methyl methacrylate	4.944	41	35900	35.3955	ug/l	86
55) Dibromochloromethane	6.006	129	62013	42.5973	ug/l	91
56) 2-Chloroethylvinylether	5.229	63	28238	43.4605	ug/l	87
57) cis-1,3-Dichloropropene	5.327	75	97441	39.3494	ug/l	84
58) trans-1,3-Dichloropropene	5.652	75	83023	39.5584	ug/l	97
59) Ethyl methacrylate	5.691	41	45053	37.0747	ug/l	78
60) 1,1,2-Trichloroethane	5.760	97	47535	45.6896	ug/l	87
61) 1,2-Dibromoethane	6.085	107	40289	41.5739	ug/l	77
62) 1,3-Dichloropropene	5.868	76	90962	49.6446	ug/l	95
63) 4-Methyl-2-Pentanone	5.406	43	42463	48.6367	ug/l	88
64) 2-Hexanone	5.898	43	30469	46.0740	ug/l	83
65) Tetrachloroethene	5.878	164	76987	49.0366	ug/l	83
67) Toluene	5.544	92	180822	43.0484	ug/l	97
68) 1,1,1,2-Tetrachloroethane	6.419	133	67203	48.2954	ug/l	95

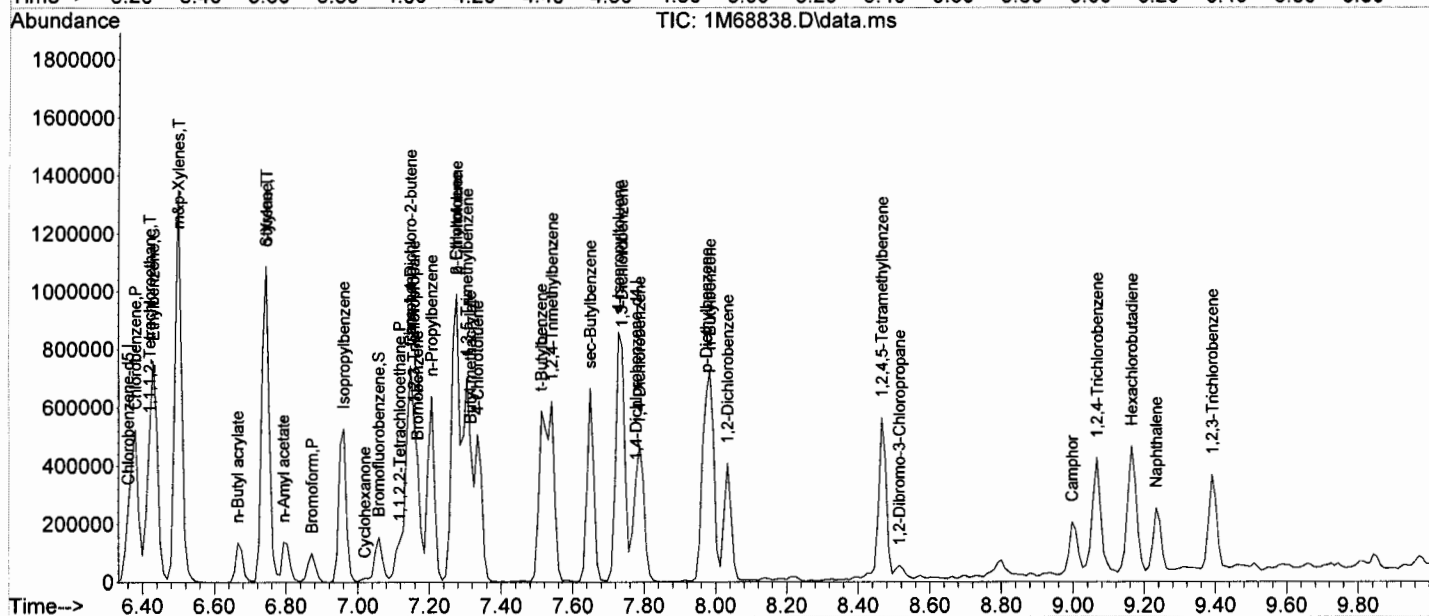
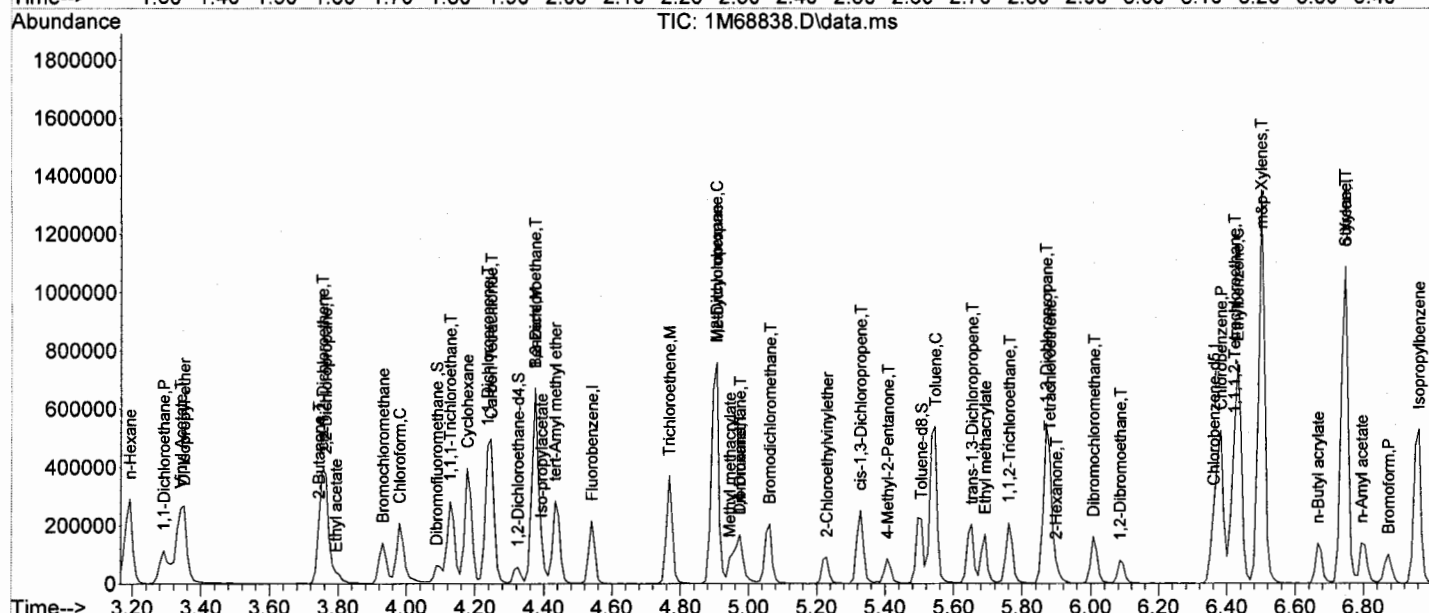
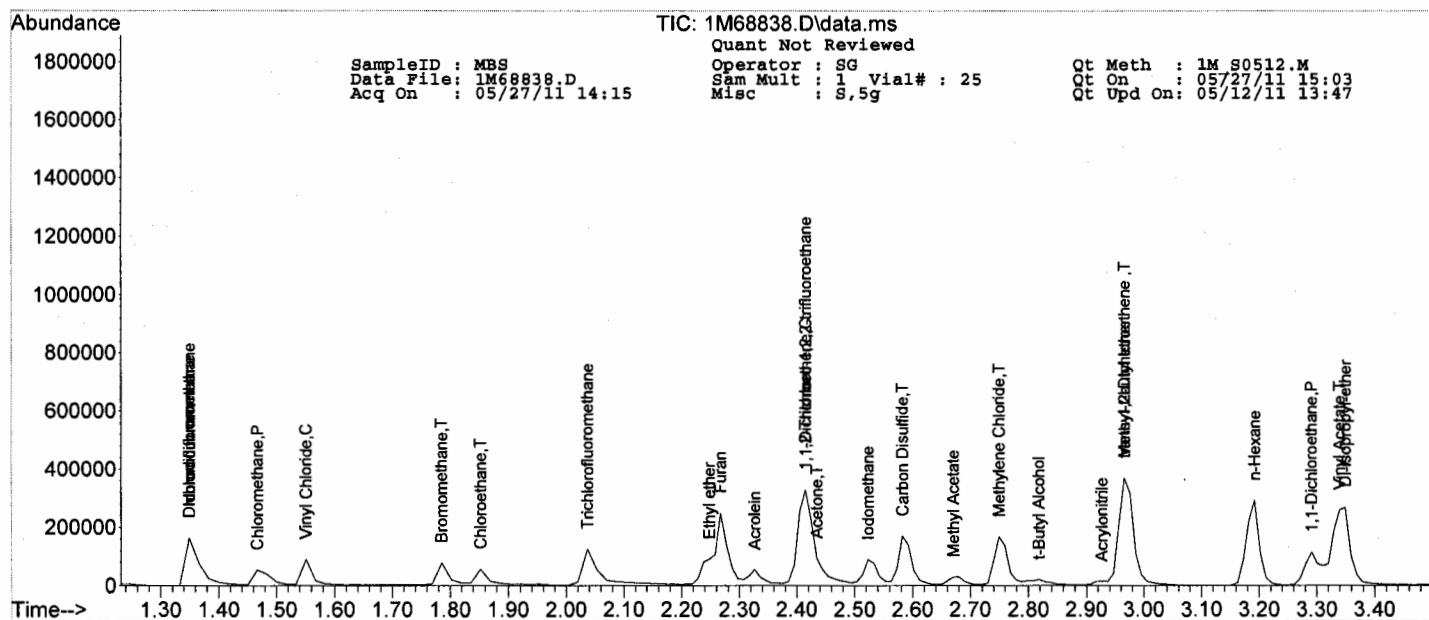
Quantitation Report (Not Reviewed)

SampleID : MBS Operator : SG Qt Meth : 1M_S0512.M
 Data File: 1M68838.D Sam Mult : 1 Vial# : 25 Qt On : 05/27/11 15:03
 Acq On : 05/27/11 14:15 Misc : S,5g Qt Upd On: 05/12/11 13:47

Data Path : G:\GcMsData\2011\GCMS_1\Data\05-27-11\
 Qt Path : G:\GcMsData\2011\GCMS_1\MethodQt\
 Qt Resp Via : Initial Calibration

Compound	R.T.	QIon	Response	Conc	Units	Dev(Min)
69) Chlorobenzene	6.380	112	191616	48.1577	ug/l	94
71) n-Butyl acrylate	6.665	55	73349	40.9338	ug/l	95
72) n-Amyl acetate	6.793	43	69887	45.1155	ug/l	85
73) Bromoform	6.872	173	37120	44.1478	ug/l	86
74) Ethylbenzene	6.429	106	70048	43.1171	ug/l	97
75) 1,1,2,2-Tetrachloroethane	7.118	83	48536	45.4600	ug/l	88
77) Styrene	6.744	104	199145	48.7309	ug/l	95
78) m&p-Xylenes	6.498	106	256559	100.9003	ug/l	100
79) o-Xylene	6.744	106	117112	43.8300	ug/l	76
80) trans-1,4-Dichloro-2-b...	7.147	53	34086	55.7377	ug/l	95
81) 1,3-Dichlorobenzene	7.738	146	147872	44.9354	ug/l	89
82) 1,4-Dichlorobenzene	7.787	146	135681	43.8250	ug/l	95
83) 1,2-Dichlorobenzene	8.033	146	125961	44.2736	ug/l	93
84) Isopropylbenzene	6.960	105	293824	47.2140	ug/l	94
85) Cyclohexanone	7.019	55	6616	236.8078	ug/l	85
86) Camphene	7.147	93	134248	49.6397	ug/l	95
87) 1,2,3-Trichloropropane	7.157	75	63822	46.8194	ug/l	87
88) 2-Chlorotoluene	7.275	91	184064	46.0141	ug/l	98
89) p-Ethyltoluene	7.275	105	307239	40.7173	ug/l	81
90) 4-Chlorotoluene	7.334	91	173824	43.1669	ug/l	95
91) n-Propylbenzene	7.206	91	376402	48.2450	ug/l	94
92) Bromobenzene	7.167	77	186123	46.0709	ug/l	83
93) 1,3,5-Trimethylbenzene	7.305	105	257724	47.9981	ug/l	94
94) Butyl methacrylate	7.314	41	83298	49.4045	ug/l	73
95) t-Butylbenzene	7.511	119	262799	48.3837	ug/l	82
96) 1,2,4-Trimethylbenzene	7.541	105	274454	48.2031	ug/l	87
97) sec-Butylbenzene	7.649	105	354268	48.9738	ug/l	99
98) 4-Isopropyltoluene	7.728	119	287003	47.2240	ug/l	93
99) n-Butylbenzene	7.983	91	346180	47.7479	ug/l	97
100) p-Diethylbenzene	7.974	119	137133	41.6194	ug/l	91
101) 1,2,4,5-Tetramethylben...	8.466	119	264872	46.0941	ug/l	94
102) 1,2-Dibromo-3-Chloropr...	8.515	157	9159	44.1084	ug/l	79
103) Camphor	8.997	95	42682	450.9246	ug/l	86
104) Hexachlorobutadiene	9.164	225	68715	32.2299	ug/l	92
105) 1,2,4-Trichlorobenzene	9.066	180	103482	45.6721	ug/l	93
106) 1,2,3-Trichlorobenzene	9.390	180	88347	44.5339	ug/l	95
107) Naphthalene	9.233	128	142607	41.2440	ug/l	100

(#) = qualifier out of range (m) = manual integration (+) = signals summed



Form3
Recovery Data
 QC Batch: MBS9764

0196

Data File	Sample ID:	Analysis Date
Spike or Dup: 1M69047.D	MBS9764	6/1/2011 7:55:00 AM
Non Spike(If applicable):		
Inst Blank(If applicable):		
Method: 8260	Matrix: Soil	QC Type: MBS

Analyte:	Col	Spike Conc	Sample Conc	Expected Conc	Recovery	Lower Limit	Upper Limit	ME Low Limit	ME Upper Limit
Vinyl Chloride	1	48.658	0	50	97	6	117	0	0
1,1-Dichloroethene	1	46.0434	0	50	92	8	114	0	0
1,1-Dichloroethane	1	39.2325	0	50	78	14	127	0	0
Chloroform	1	43.333	0	50	87	26	119	0	0
1,2-Dichloroethane	1	47.1014	0	50	94	18	130	0	0
2-Butanone	1	51.2478	0	50	102	4	141	0	0
Carbon Tetrachloride	1	44.9311	0	50	90	19	122	0	0
Trichloroethene	1	45.5118	0	50	91	21	116	0	0
Benzene	1	44.7053	0	50	89	21	122	0	0
Tetrachloroethene	1	47.2876	0	50	95	18	116	0	0
Toluene	1	43.8899	0	50	88	19	128	0	0
Chlorobenzene	1	48.5094	0	50	97	21	117	0	0
1,4-Dichlorobenzene	1	50.4967	0	50	101	20	110	0	0
1,2-Dichlorobenzene	1	48.8329	0	50	98	19	113	0	0
n-Propylbenzene	1	54.9187	0	50	110	16	122	0	0
sec-Butylbenzene	1	54.6738	0	50	109	9	125	0	0

* - Indicates outside of limits

- Indicates outside of standard limits but within method exceedance limits

SampleID : MBS
Data File: 1M69047.D
Acq On : 06/ 1/11 07:55

Operator : WP
Sam Mult : 1 Vial# : 6
Misc : S,5g

Qt Meth : 1M_S0512.M
Qt On : 06/01/11 08:09
Qt Upd On: 05/12/11 13:47

Data Path : G:\GCMSData\2011\GCMS_1\Data\06-01-11\
Qt Path : G:\GCMSData\2011\GCMS_1\MethodQt\
Qt Resp Via : Initial Calibration

Compound	R.T.	QIon	Response	Conc	Units	Dev(Min)
Internal Standards						
4) Fluorobenzene	4.529	96	117320	30.00	ug/l	0.00
52) Chlorobenzene-d5	6.349	117	94860	30.00	ug/l	-0.01
70) 1,4-Dichlorobenzene-d4	7.766	152	54110	30.00	ug/l	0.00
System Monitoring Compounds						
36) Dibromofluoromethane	4.087	111	33230	28.76	ug/l	0.00
Spiked Amount 30.000			Recovery =	95.87%		
38) 1,2-Dichloroethane-d4	4.313	67	17439	30.39	ug/l	0.00
Spiked Amount 30.000			Recovery =	101.30%		
66) Toluene-d8	5.494	98	120794	28.12	ug/l	0.00
Spiked Amount 30.000			Recovery =	93.73%		
76) Bromofluorobenzene	7.048	174	42575	28.04	ug/l	-0.01
Spiked Amount 30.000			Recovery =	93.47%		
Target Compounds						
						Qvalue
5) Chlorodifluoromethane	1.343	51	145718	43.6246	ug/l	99
6) Dichlorodifluoromethane	1.343	85	87676	34.6343	ug/l	91
7) Chloromethane	1.460	50	85305	41.5692	ug/l	82
8) Bromomethane	1.779	94	43655	44.9433	ug/l	78
9) Vinyl Chloride	1.544	62	79756	48.6580	ug/l	94
10) Chloroethane	1.846	64	40265	44.5124	ug/l	89
11) Trichlorofluoromethane	2.030	101	141337	42.5408	ug/l	84
12) Ethyl ether	2.227	59	56772	50.3011	ug/l	81
13) Furan	2.257	39	187771	50.5724	ug/l	99
14) 1,1,2-Trichloro-1,2,2-...	2.405	101	83942	52.5190	ug/l	94
15) Methylene Chloride	2.739	84	74824	44.9105	ug/l	90
16) Acrolein	2.316	56	33543	215.6197	ug/l	99
17) Acrylonitrile	2.916	53	15153	42.9217	ug/l	80
18) Iodomethane	2.513	142	102385	49.2066	ug/l	95
19) Acetone	2.424	43	62256	252.0827	ug/l	90
20) Carbon Disulfide	2.572	76	265626	51.5409	ug/l	100
21) t-Butyl Alcohol	2.808	59	17208	246.9487	ug/l	90
22) n-Hexane	3.172	57	119362	54.1641	ug/l	71
23) Di-isopropyl-ether	3.329	45	253368	48.8714	ug/l	99
24) 1,1-Dichloroethene	2.405	61	124369	46.0434	ug/l	97
25) Methyl Acetate	2.660	43	55137	53.1430	ug/l	100
26) Methyl-t-butyl ether	2.955	73	150743	47.4656	ug/l	68
27) 1,1-Dichloroethane	3.280	63	123314	39.2325	ug/l	93
28) trans-1,2-Dichloroethene	2.955	96	77518	45.8590	ug/l	95
29) cis-1,2-Dichloroethene	3.742	61	136496	46.2738	ug/l	91
30) Bromochloromethane	3.920	49	59736	45.3319	ug/l	76
31) 2,2-Dichloropropane	3.752	77	121472	47.9995	ug/l	94
32) Ethyl acetate	3.782	43	43112	46.6075	ug/l	95
33) 1,4-Dioxane	4.962	88	22781	2115.0510	ug/l	71
34) 1,1-Dichloropropene	4.225	75	125719	49.2625	ug/l	97
35) Chloroform	3.969	83	140897	43.3330	ug/l	86
37) Cyclohexane	4.175	56	150304	48.7264	ug/l	92
39) 1,2-Dichloroethane	4.362	62	102879	47.1014	ug/l	99
40) 2-Butanone	3.742	43	19203	51.2478	ug/l	91
41) 1,1,1-Trichloroethane	4.116	97	143393	44.0145	ug/l	97
42) Carbon Tetrachloride	4.234	117	121892	44.9311	ug/l	97
43) Vinyl Acetate	3.329	43	167272	44.3913	ug/l	100
45) Bromodichloromethane	5.051	83	108951	40.1711	ug/l	95
46) Methylcyclohexane	4.893	83	151152	53.6565	ug/l	95
47) Dibromomethane	4.962	174	46471	41.7752	ug/l	95
48) 1,2-Dichloropropane	4.893	63	76385	44.5128	ug/l	82
49) Trichloroethene	4.756	130	93179	45.5118	ug/l	92
50) Benzene	4.362	78	299147	44.7053	ug/l	100
51) tert-Amyl methyl ether	4.431	73	163178	46.1959	ug/l	79
53) Iso-propylacetate	4.382	43	81687	47.9540	ug/l	88
54) Methyl methacrylate	4.943	41	48026	41.2877	ug/l	88
55) Dibromochloromethane	6.005	129	74679	44.7289	ug/l	97
56) 2-Chloroethylvinylether	5.218	63	31907	42.8191	ug/l	79
57) cis-1,3-Dichloropropene	5.317	75	117500	41.3738	ug/l	93
58) trans-1,3-Dichloropropene	5.641	75	95636	39.7331	ug/l	98
59) Ethyl methacrylate	5.681	41	59125	42.4244	ug/l	71
60) 1,1,2-Trichloroethane	5.759	97	55112	46.1892	ug/l	84
61) 1,2-Dibromoethane	6.084	107	54988	49.4757	ug/l	96
62) 1,3-Dichloropropane	5.858	76	102632	48.8411	ug/l	99
63) 4-Methyl-2-Pentanone	5.395	43	50780	50.7150	ug/l	93
64) 2-Hexanone	5.887	43	36020	47.4933	ug/l	85
65) Tetrachloroethene	5.867	164	85144	47.2876	ug/l	91
67) Toluene	5.533	92	211431	43.8899	ug/l	97
68) 1,1,1,2-Tetrachloroethane	6.409	133	78501	49.1907	ug/l	68

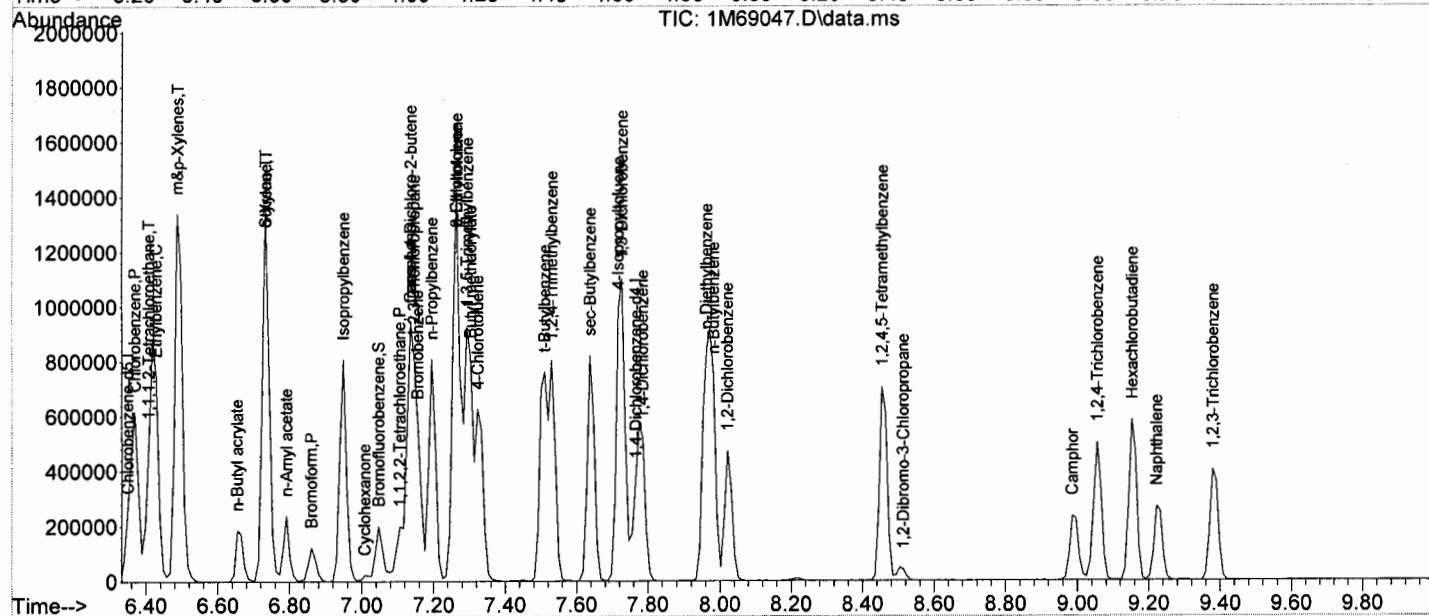
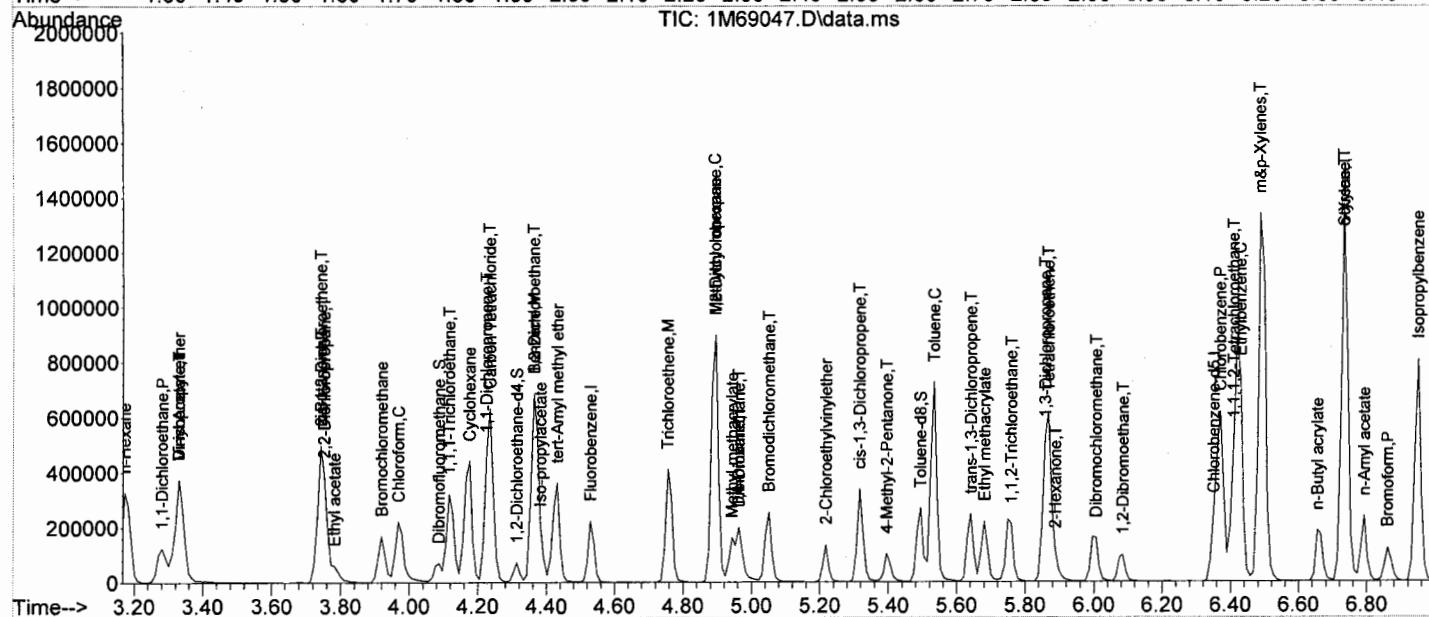
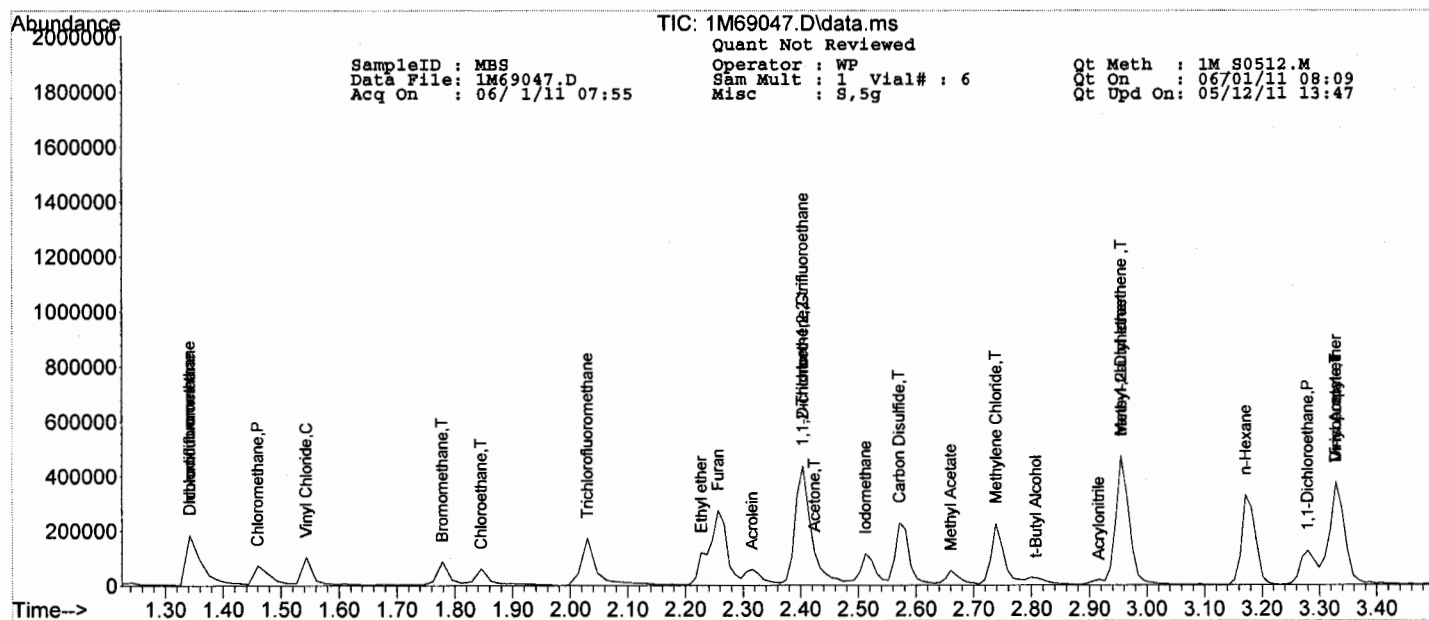
Quantitation Report (Not Reviewed)

SampleID : MBS Operator : WP Qt Meth : 1M_S0512.M
 Data File: 1M69047.D Sam Mult : 1 Vial# : 6 Qt On : 06/01/11 08:09
 Acq On : 06/ 1/11 07:55 Misc : S,5g Qt Upd On: 05/12/11 13:47

Data Path : G:\GCMSData\2011\GCMS_1\Data\06-01-11\
 Qt Path : G:\GCMSData\2011\GCMS_1\MethodQt\
 Qt Resp Via : Initial Calibration

Compound	R.T.	QIon	Response	Conc	Units	Dev(Min)
69) Chlorobenzene	6.369	112	221361	48.5094	ug/l	98
71) n-Butyl acrylate	6.654	55	105018	51.2952	ug/l	94
72) n-Amyl acetate	6.792	43	97182	54.9086	ug/l	85
73) Bromoform	6.861	173	46441	48.3423	ug/l	98
74) Ethylbenzene	6.428	106	89208	48.2224	ug/l	86
75) 1,1,2,2-Tetrachloroethane	7.107	83	68663	56.2877	ug/l	91
77) Styrene	6.733	104	231222	49.5526	ug/l	92
78) m&p-Xylenes	6.487	106	298338	102.7732	ug/l	91
79) o-Xylene	6.733	106	142465	46.8113	ug/l	85
80) trans-1,4-Dichloro-2-b...	7.137	53	46516	66.5733	ug/l	96
81) 1,3-Dichlorobenzene	7.727	146	176466	46.9341	ug/l	92
82) 1,4-Dichlorobenzene	7.786	146	178622	50.4967	ug/l	94
83) 1,2-Dichlorobenzene	8.022	146	158737	48.8329	ug/l	92
84) Isopropylbenzene	6.950	105	387867	54.5496	ug/l	95
85) Cyclohexanone	7.009	55	9238	289.4033	ug/l	92
86) Camphene	7.137	93	177614	57.4809	ug/l	98
87) 1,2,3-Trichloropropane	7.146	75	80404	51.6247	ug/l	91
88) 2-Chlorotoluene	7.264	91	242304	53.0161	ug/l	96
89) p-Ethyltoluene	7.264	105	506639	59.4087	ug/l	74
90) 4-Chlorotoluene	7.323	91	199552	43.3733	ug/l	92
91) n-Propylbenzene	7.196	91	489548	54.9187	ug/l	96
92) Bromobenzene	7.156	77	250503	54.2706	ug/l	82
93) 1,3,5-Trimethylbenzene	7.294	105	258776	42.1811	ug/l	84
94) Butyl methacrylate	7.304	41	123095	63.8995	ug/l	68
95) t-Butylbenzene	7.510	119	337762	54.4266	ug/l	85
96) 1,2,4-Trimethylbenzene	7.530	105	352072	54.1205	ug/l	85
97) sec-Butylbenzene	7.638	105	451879	54.6738	ug/l	99
98) 4-Isopropyltoluene	7.717	119	364329	52.4681	ug/l	94
99) n-Butylbenzene	7.983	91	437859	52.8581	ug/l	97
100) p-Diethylbenzene	7.963	119	201688	53.5746	ug/l	91
101) 1,2,4,5-Tetramethylben...	8.455	119	346209	52.7318	ug/l	93
102) 1,2-Dibromo-3-Chloropr...	8.514	157	11873	50.0447	ug/l	78
103) Camphor	8.986	95	57982	536.1390	ug/l	89
104) Hexachlorobutadiene	9.153	225	118089	48.4778	ug/l	95
105) 1,2,4-Trichlorobenzene	9.055	180	140594	54.3098	ug/l	96
106) 1,2,3-Trichlorobenzene	9.380	180	124442	54.9024	ug/l	96
107) Naphthalene	9.222	128	197405	49.9693	ug/l	100

(#) = qualifier out of range (m) = manual integration (+) = signals summed



Form3
Recovery Data
 QC Batch: MBS9769

0200

Data File		Sample ID:		Analysis Date					
Spike or Dup: 1M69061.D		MBS9769		6/1/2011 11:57:00 AM					
Non Spike(If applicable):									
Inst Blank(If applicable):									
Method: 8260		Matrix: Soil		QC Type: MBS					
Analyte:	Col	Spike Conc	Sample Conc	Expected Conc	Recovery	Lower Limit	Upper Limit	ME Low Limit	ME Upper Limit
Vinyl Chloride	1	41.4139	0	50	83	6	117	0	0
1,1-Dichloroethene	1	41.5373	0	50	83	8	114	0	0
1,1-Dichloroethane	1	43.6498	0	50	87	14	127	0	0
Chloroform	1	42.5956	0	50	85	26	119	0	0
1,2-Dichloroethane	1	44.9319	0	50	90	18	130	0	0
2-Butanone	1	63.0198	0	50	126	4	141	0	0
Carbon Tetrachloride	1	35.0945	0	50	70	19	122	0	0
Trichloroethene	1	33.7097	0	50	67	21	116	0	0
Benzene	1	40.4291	0	50	81	21	122	0	0
Tetrachloroethene	1	43.2804	0	50	87	18	116	0	0
Toluene	1	39.9525	0	50	80	19	128	0	0
Chlorobenzene	1	45.9231	0	50	92	21	117	0	0
1,4-Dichlorobenzene	1	42.5628	0	50	85	20	110	0	0
1,2-Dichlorobenzene	1	42.6573	0	50	85	19	113	0	0
n-Propylbenzene	1	46.5113	0	50	93	16	122	0	0
sec-Butylbenzene	1	47.6032	0	50	95	9	125	0	0

* - Indicates outside of limits

- Indicates outside of standard limits but within method exceedance limits

SampleID : MBS
Data File: 1M69061.D
Acq On : 06/ 1/11 11:57

Operator : WP
Sam Mult : 1 Vial# : 20
Misc : S,5g

Qt Meth : 1M_S0512.M
Qt On : 06/01/11 12:14
Qt Upd On: 05/12/11 13:47

Data Path : G:\GCMSData\2011\GCMS_1\Data\06-01-11\
Qt Path : G:\GCMSData\2011\GCMS_1\MethodQt\
Qt Resp Via : Initial Calibration

Compound	R.T.	QIon	Response	Conc	Units	Dev(Min)
Internal Standards						
4) Fluorobenzene	4.540	96	101620	30.00	ug/l	0.00
52) Chlorobenzene-d5	6.360	117	79468	30.00	ug/l	0.00
70) 1,4-Dichlorobenzene-d4	7.776	152	52765	30.00	ug/l	0.00
System Monitoring Compounds						
36) Dibromofluoromethane	4.087	111	30781	30.76	ug/l	0.00
Spiked Amount 30.000			Recovery = 102.53%			
38) 1,2-Dichloroethane-d4	4.313	67	14609	29.39	ug/l	0.00
Spiked Amount 30.000			Recovery = 97.97%			
66) Toluene-d8	5.494	98	109739	30.49	ug/l	0.00
Spiked Amount 30.000			Recovery = 101.63%			
76) Bromofluorobenzene	7.058	174	39674	26.79	ug/l	0.00
Spiked Amount 30.000			Recovery = 89.30%			
Target Compounds						
					Qvalue	
5) Chlorodifluoromethane	1.348	51	134035	46.3264	ug/l	91
6) Dichlorodifluoromethane	1.348	85	70452	32.1301	ug/l	89
7) Chloromethane	1.465	50	70819	39.8418	ug/l	81
8) Bromomethane	1.784	94	34225	40.6787	ug/l	89
9) Vinyl Chloride	1.549	62	58798	41.4139	ug/l	97
10) Chloroethane	1.851	64	31819	40.6100	ug/l	95
11) Trichlorofluoromethane	2.036	101	120609	41.9105	ug/l	83
12) Ethyl ether	2.238	59	46905	47.9795	ug/l	78
13) Furan	2.267	39	150080	46.6660	ug/l	97
14) 1,1,2-Trichloro-1,2,2-...	2.405	101	70349	50.8146	ug/l	92
15) Methylene Chloride	2.749	84	59142	40.9823	ug/l	96
16) Acrolein	2.326	56	29533	219.1729	ug/l	92
17) Acrylonitrile	2.917	53	12873	42.0970	ug/l	99
18) Iodomethane	2.523	142	75066	41.6508	ug/l	94
19) Acetone	2.425	43	55489	259.3950	ug/l	97
20) Carbon Disulfide	2.582	76	203850	45.6652	ug/l	100
21) t-Butyl Alcohol	2.818	59	13695	226.8983	ug/l	99
22) n-Hexane	3.182	57	99269	52.0058	ug/l	78
23) Di-isopropyl-ether	3.340	45	223417	49.7522	ug/l	99
24) 1,1-Dichloroethene	2.405	61	97183	41.5373	ug/l	94
25) Methyl Acetate	2.661	43	45439	50.5621	ug/l	100
26) Methyl-t-butyl ether	2.966	73	130026	47.2677	ug/l	69
27) 1,1-Dichloroethane	3.290	63	118838	43.6498	ug/l	95
28) trans-1,2-Dichloroethene	2.966	96	62817	42.9034	ug/l	84
29) cis-1,2-Dichloroethene	3.743	61	119680	46.8414	ug/l	91
30) Bromochloromethane	3.920	49	53340	46.7319	ug/l	57
31) 2,2-Dichloropropane	3.753	77	93307	42.5664	ug/l	90
32) Ethyl acetate	3.792	43	36458	45.5033	ug/l	95
33) 1,4-Dioxane	4.973	88	21776	2334.0976	ug/l	97
34) 1,1-Dichloropropene	4.235	75	97218	43.9800	ug/l	93
35) Chloroform	3.979	83	119965	42.5956	ug/l	90
37) Cyclohexane	4.176	56	124222	46.4927	ug/l	94
39) 1,2-Dichloroethane	4.363	62	85007	44.9319	ug/l	92
40) 2-Butanone	3.743	43	20454	63.0198	ug/l	99
41) 1,1,1-Trichloroethane	4.127	97	121335	42.9979	ug/l	99
42) Carbon Tetrachloride	4.245	117	82466	35.0945	ug/l	95
43) Vinyl Acetate	3.340	43	144801	44.3649	ug/l	100
45) Bromodichloromethane	5.051	83	80020	34.0623	ug/l	93
46) Methylcyclohexane	4.894	83	113662	46.5819	ug/l	98
47) Dibromomethane	4.973	174	35576	36.9221	ug/l	97
48) 1,2-Dichloropropane	4.894	63	62560	42.0888	ug/l	94
49) Trichloroethene	4.766	130	59780	33.7097	ug/l	85
50) Benzene	4.373	78	234329	40.4291	ug/l	100
51) tert-Amyl methyl ether	4.432	73	132029	43.1523	ug/l	78
53) Iso-propylacetate	4.392	43	66231	46.4114	ug/l	91
54) Methyl methacrylate	4.943	41	41220	42.3003	ug/l	94
55) Dibromochloromethane	6.006	129	55332	39.5600	ug/l	97
56) 2-Chloroethylvinylether	5.219	63	26740	42.8355	ug/l	77
57) cis-1,3-Dichloropropene	5.327	75	91362	38.4011	ug/l	84
58) trans-1,3-Dichloropropene	5.642	75	75655	37.5197	ug/l	100
59) Ethyl methacrylate	5.681	41	48584	41.6130	ug/l	76
60) 1,1,2-Trichloroethane	5.760	97	45346	45.3654	ug/l	87
61) 1,2-Dibromoethane	6.084	107	40262	43.2425	ug/l	82
62) 1,3-Dichloropropane	5.858	76	83763	47.5823	ug/l	98
63) 4-Methyl-2-Pentanone	5.406	43	42130	50.2257	ug/l	78
64) 2-Hexanone	5.888	43	30427	47.8893	ug/l	92
65) Tetrachloroethene	5.878	164	65284	43.2804	ug/l	91
67) Toluene	5.533	92	161234	39.9525	ug/l	96
68) 1,1,1,2-Tetrachloroethane	6.419	133	61019	45.6419	ug/l	97

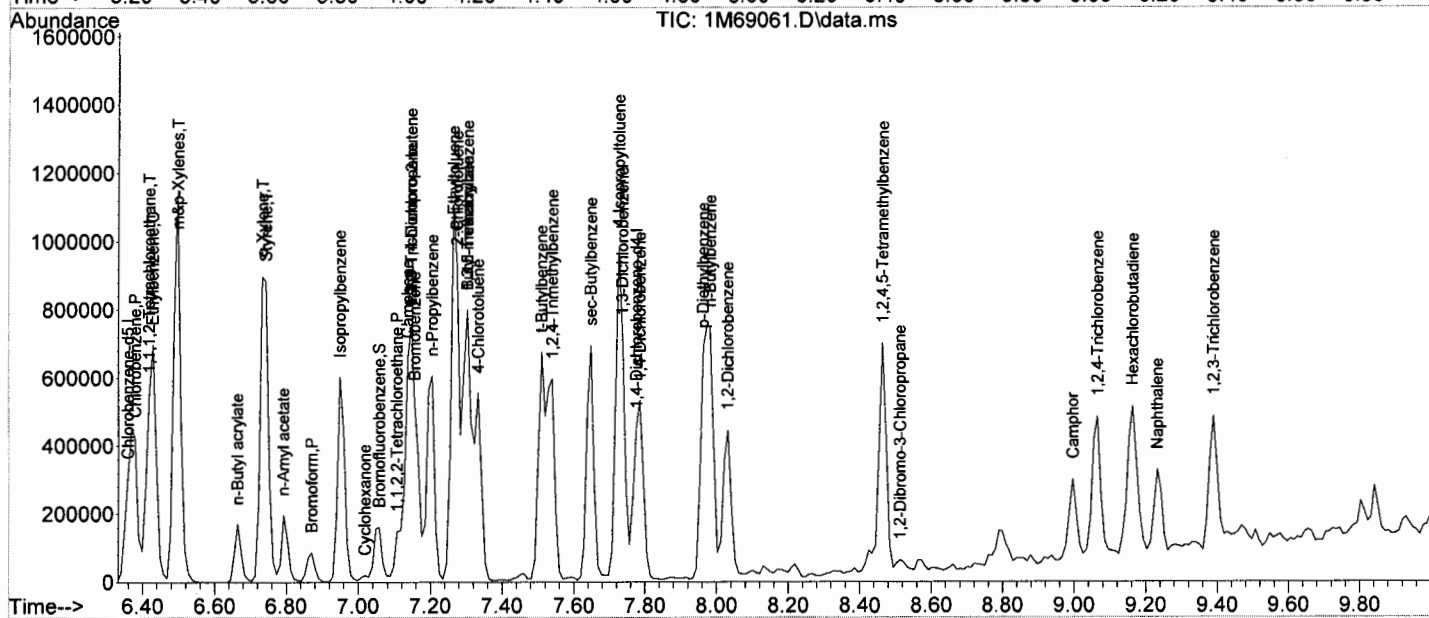
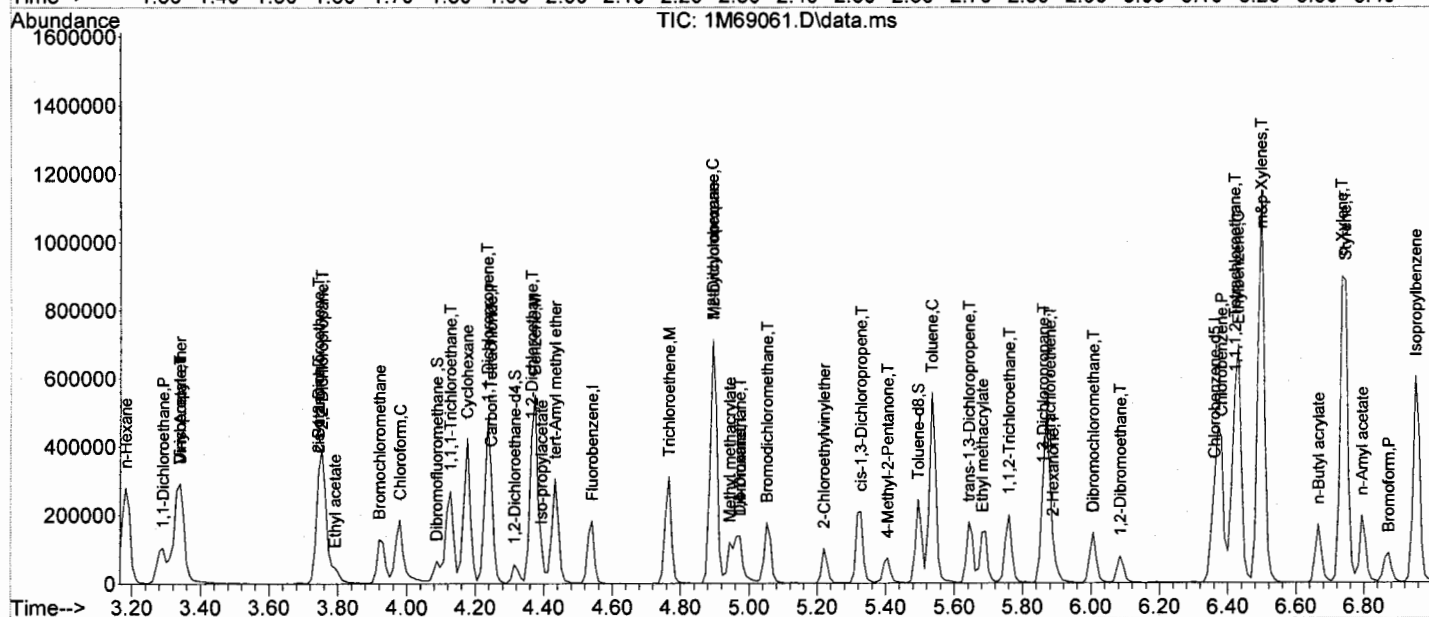
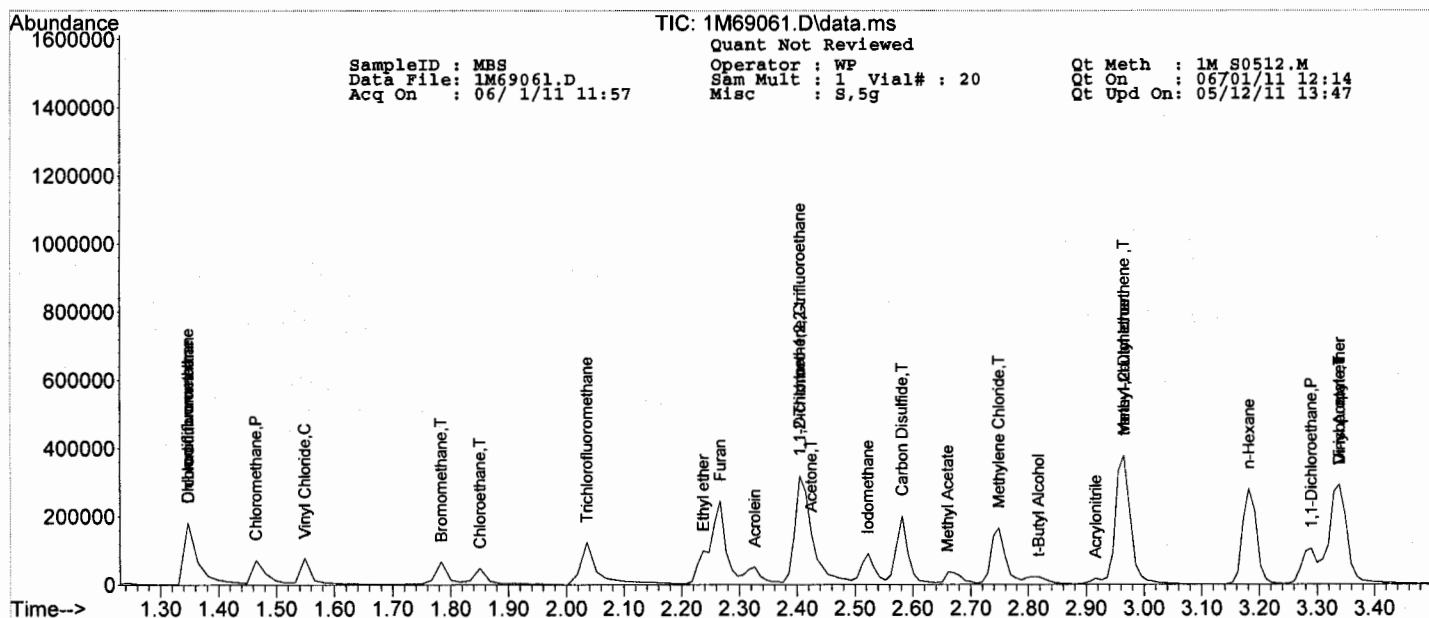
Quantitation Report (Not Reviewed)

SampleID : MBS Operator : WP Qt Meth : 1M_S0512.M
 Data File: 1M69061.D Sam Mult : 1 Vial# : 20 Qt On : 06/01/11 12:14
 Acq On : 06/ 1/11 11:57 Misc : S,5g Qt Upd On: 05/12/11 13:47

Data Path : G:\GcMsData\2011\GCMS_1\Data\06-01-11\
 Qt Path : G:\GcMsData\2011\GCMS_1\MethodQt\
 Qt Resp Via : Initial Calibration

Compound	R.T.	QIon	Response	Conc	Units	Dev(Min)
69) Chlorobenzene	6.379	112	175556	45.9231	ug/l	91
71) n-Butyl acrylate	6.665	55	85384	42.7682	ug/l	93
72) n-Amyl acetate	6.793	43	87910	50.9360	ug/l	90
73) Bromoform	6.871	173	32301	34.4805	ug/l	89
74) Ethylbenzene	6.429	106	78072	43.1330	ug/l	80
75) 1,1,2,2-Tetrachloroethane	7.107	83	55016	46.2500	ug/l	88
77) Styrene	6.743	104	167821	36.5117	ug/l	94
78) m&p-Xylenes	6.498	106	225295	78.7970	ug/l	93
79) o-Xylene	6.734	106	112131	37.4170	ug/l	84
80) trans-1,4-Dichloro-2-b...	7.147	53	35500	52.1024	ug/l	98
81) 1,3-Dichlorobenzene	7.737	146	150392	41.0189	ug/l	90
82) 1,4-Dichlorobenzene	7.786	146	146815	42.5628	ug/l	94
83) 1,2-Dichlorobenzene	8.032	146	135216	42.6573	ug/l	93
84) Isopropylbenzene	6.950	105	310119	44.7269	ug/l	93
85) Cyclohexanone	7.019	55	8536	274.2278	ug/l	92
86) Camphene	7.137	93	142542	47.3065	ug/l	100
87) 1,2,3-Trichloropropane	7.147	75	69886	46.0153	ug/l	87
88) 2-Chlorotoluene	7.275	91	176629	39.6315	ug/l	95
89) p-Ethyltoluene	7.265	105	372384	44.3888	ug/l	81
90) 4-Chlorotoluene	7.334	91	188160	41.9397	ug/l	92
91) n-Propylbenzene	7.206	91	404298	46.5113	ug/l	99
92) Bromobenzene	7.157	77	184170	40.9168	ug/l	87
93) 1,3,5-Trimethylbenzene	7.304	105	263138	43.9855	ug/l	94
94) Butyl methacrylate	7.304	41	103500	55.0972	ug/l	68
95) t-Butylbenzene	7.511	119	281293	46.4827	ug/l	84
96) 1,2,4-Trimethylbenzene	7.540	105	296589	46.7538	ug/l	90
97) sec-Butylbenzene	7.649	105	383661	47.6032	ug/l	97
98) 4-Isopropyltoluene	7.727	119	312523	46.1546	ug/l	94
99) n-Butylbenzene	7.983	91	367317	45.4726	ug/l	98
100) p-Diethylbenzene	7.963	119	163150	44.4424	ug/l	94
101) 1,2,4,5-Tetramethylben...	8.465	119	310456	48.4915	ug/l	96
102) 1,2-Dibromo-3-Chloropr...	8.514	157	8692	37.5707	ug/l	94
103) Camphor	8.996	95	52821	500.8670	ug/l	87
104) Hexachlorobutadiene	9.164	225	74382	31.3136	ug/l	93
105) 1,2,4-Trichlorobenzene	9.065	180	116365	46.0962	ug/l	94
106) 1,2,3-Trichlorobenzene	9.390	180	102103	46.1949	ug/l	93
107) Naphthalene	9.232	128	159864	41.4980	ug/l	100

(#) = qualifier out of range (m) = manual integration (+) = signals summed



Form3
Recovery Data
 QC Batch: MBS9773

0204

Data File		Sample ID:		Analysis Date					
Spike or Dup: 1M69080.D		MBS9773		6/1/2011 5:10:00 PM					
Non Spike(If applicable):									
Inst Blank(If applicable):									
Method: 8260		Matrix: Soil		QC Type: MBS					
Analyte:	Col	Spike Conc	Sample Conc	Expected Conc	Recovery	Lower Limit	Upper Limit	ME Low Limit	ME Upper Limit
Vinyl Chloride	1	45.6182	0	50	91	6	117	0	0
1,1-Dichloroethene	1	42.3209	0	50	85	8	114	0	0
1,1-Dichloroethane	1	36.9845	0	50	74	14	127	0	0
Chloroform	1	38.567	0	50	77	26	119	0	0
1,2-Dichloroethane	1	39.4172	0	50	79	18	130	0	0
2-Butanone	1	32.3176	0	50	65	4	141	0	0
Carbon Tetrachloride	1	42.214	0	50	84	19	122	0	0
Trichloroethene	1	41.991	0	50	84	21	116	0	0
Benzene	1	41.2225	0	50	82	21	122	0	0
Tetrachloroethene	1	48.9186	0	50	98	18	116	0	0
Toluene	1	43.4284	0	50	87	19	128	0	0
Chlorobenzene	1	47.7705	0	50	96	21	117	0	0
1,4-Dichlorobenzene	1	47.0635	0	50	94	20	110	0	0
1,2-Dichlorobenzene	1	46.0349	0	50	92	19	113	0	0
n-Propylbenzene	1	55.4318	0	50	111	16	122	0	0
sec-Butylbenzene	1	56.8792	0	50	114	9	125	0	0

* - Indicates outside of limits

- Indicates outside of standard limits but within method exceedance limits

SampleID : MBS
Data File: 1M69080.D
Acq On : 06/ 1/11 17:10

Operator : WP
Sam Mult : 1 Vial# : 36
Misc : S,5g

Qt Meth : 1M_S0512.M
Qt On : 06/01/11 17:35
Qt Upd On: 05/12/11 13:47

Data Path : G:\GCMSData\2011\GCMS_1\Data\06-01-11\
Qt Path : G:\GCMSData\2011\GCMS_1\MethodQt\
Qt Resp Via : Initial Calibration

Compound	R.T.	QIon	Response	Conc	Units	Dev(Min)
Internal Standards						
4) Fluorobenzene	4.549	96	111200	30.00	ug/l	0.02
52) Chlorobenzene-d5	6.369	117	83437	30.00	ug/l	0.00
70) 1,4-Dichlorobenzene-d4	7.786	152	48506	30.00	ug/l	0.02
System Monitoring Compounds						
36) Dibromofluoromethane	4.097	111	27756	25.35	ug/l	0.02
Spiked Amount 30.000			Recovery =	84.50%		
38) 1,2-Dichloroethane-d4	4.323	67	13416	24.67	ug/l	0.00
Spiked Amount 30.000			Recovery =	82.23%		
66) Toluene-d8	5.504	98	109372	28.95	ug/l	0.00
Spiked Amount 30.000			Recovery =	96.50%		
76) Bromofluorobenzene	7.068	174	38195	28.06	ug/l	0.00
Spiked Amount 30.000			Recovery =	93.53%		
Target Compounds						
					Qvalue	
5) Chlorodifluoromethane	1.366	51	118854	37.5404	ug/l	95
6) Dichlorodifluoromethane	1.349	85	66526	27.7258	ug/l	85
7) Chloromethane	1.483	50	63285	32.5360	ug/l	80
8) Bromomethane	1.785	94	39613	43.0265	ug/l	87
9) Vinyl Chloride	1.550	62	70873	45.6182	ug/l	95
10) Chloroethane	1.852	64	36770	42.8858	ug/l	87
11) Trichlorofluoromethane	2.036	101	135988	43.1835	ug/l	85
12) Ethyl ether	2.247	59	43312	40.4873	ug/l	83
13) Furan	2.267	39	163892	46.5704	ug/l	100
14) 1,1,2-Trichloro-1,2,2-...	2.415	101	78130	51.5730	ug/l	92
15) Methylene Chloride	2.759	84	62680	39.6921	ug/l	98
16) Acrolein	2.326	56	22880	155.1707	ug/l	99
17) Acrylonitrile	2.926	53	10066	30.0817	ug/l	88
18) Iodomethane	2.533	142	87988	44.6147	ug/l	96
19) Acetone	2.444	43	41905	179.0173	ug/l	92
20) Carbon Disulfide	2.592	76	225073	46.0757	ug/l	100
21) t-Butyl Alcohol	2.818	59	7781	117.8092	ug/l	95
22) n-Hexane	3.192	57	107586	51.5072	ug/l	70
23) Di-isopropyl-ether	3.349	45	206691	42.0622	ug/l	98
24) 1,1-Dichloroethene	2.415	61	108351	42.3209	ug/l	94
25) Methyl Acetate	2.680	43	35944	36.5508	ug/l	100
26) Methyl-t-butyl ether	2.975	73	103698	34.4492	ug/l	68
27) 1,1-Dichloroethane	3.290	63	110184	36.9845	ug/l	97
28) trans-1,2-Dichloroethene	2.975	96	67809	42.3230	ug/l	91
29) cis-1,2-Dichloroethene	3.762	61	120788	43.2022	ug/l	85
30) Bromochloromethane	3.939	49	46638	37.3400	ug/l	91
31) 2,2-Dichloropropane	3.762	77	104334	43.4964	ug/l	96
32) Ethyl acetate	3.802	43	26800	30.5675	ug/l	94
33) 1,4-Dioxane	4.982	88	16044	1571.5492	ug/l	78
34) 1,1-Dichloropropene	4.244	75	111574	46.1260	ug/l	96
35) Chloroform	3.989	83	118859	38.5670	ug/l	91
37) Cyclohexane	4.185	56	130559	44.6547	ug/l	96
39) 1,2-Dichloroethane	4.372	62	81604	39.4172	ug/l	95
40) 2-Butanone	3.762	43	11478	32.3176	ug/l	72
41) 1,1,1-Trichloroethane	4.136	97	127609	41.3254	ug/l	94
42) Carbon Tetrachloride	4.254	117	108547	42.2140	ug/l	93
43) Vinyl Acetate	3.349	43	128274	35.9154	ug/l	100
45) Bromodichloromethane	5.061	83	86555	33.6699	ug/l	93
46) Methylcyclohexane	4.904	83	138333	51.8086	ug/l	95
47) Dibromomethane	4.982	174	34929	33.1276	ug/l	87
48) 1,2-Dichloropropane	4.904	63	67629	41.5793	ug/l	90
49) Trichloroethene	4.776	130	81486	41.9910	ug/l	96
50) Benzene	4.382	78	261452	41.2225	ug/l	100
51) tert-Amyl methyl ether	4.441	73	114737	34.2699	ug/l	82
53) Iso-propylacetate	4.392	43	53412	35.6480	ug/l	80
54) Methyl methacrylate	4.953	41	33441	32.6849	ug/l	92
55) Dibromochloromethane	6.015	129	54315	36.9857	ug/l	99
56) 2-Chloroethylvinylether	5.228	63	21681	33.0793	ug/l	89
57) cis-1,3-Dichloropropene	5.336	75	90336	36.1637	ug/l	92
58) trans-1,3-Dichloropropene	5.651	75	69272	32.7200	ug/l	98
59) Ethyl methacrylate	5.691	41	40081	32.6970	ug/l	72
60) 1,1,2-Trichloroethane	5.769	97	41317	39.3684	ug/l	89
61) 1,2-Dibromoethane	6.094	107	41222	42.1675	ug/l	85
62) 1,3-Dichloropropane	5.868	76	78524	42.4844	ug/l	96
63) 4-Methyl-2-Pentanone	5.415	43	30451	34.5756	ug/l	88
64) 2-Hexanone	5.907	43	21346	31.9985	ug/l	84
65) Tetrachloroethene	5.887	164	77474	48.9186	ug/l	92
67) Toluene	5.543	92	184015	43.4284	ug/l	98
68) 1,1,1,2-Tetrachloroethane	6.428	133	63572	45.2895	ug/l	74

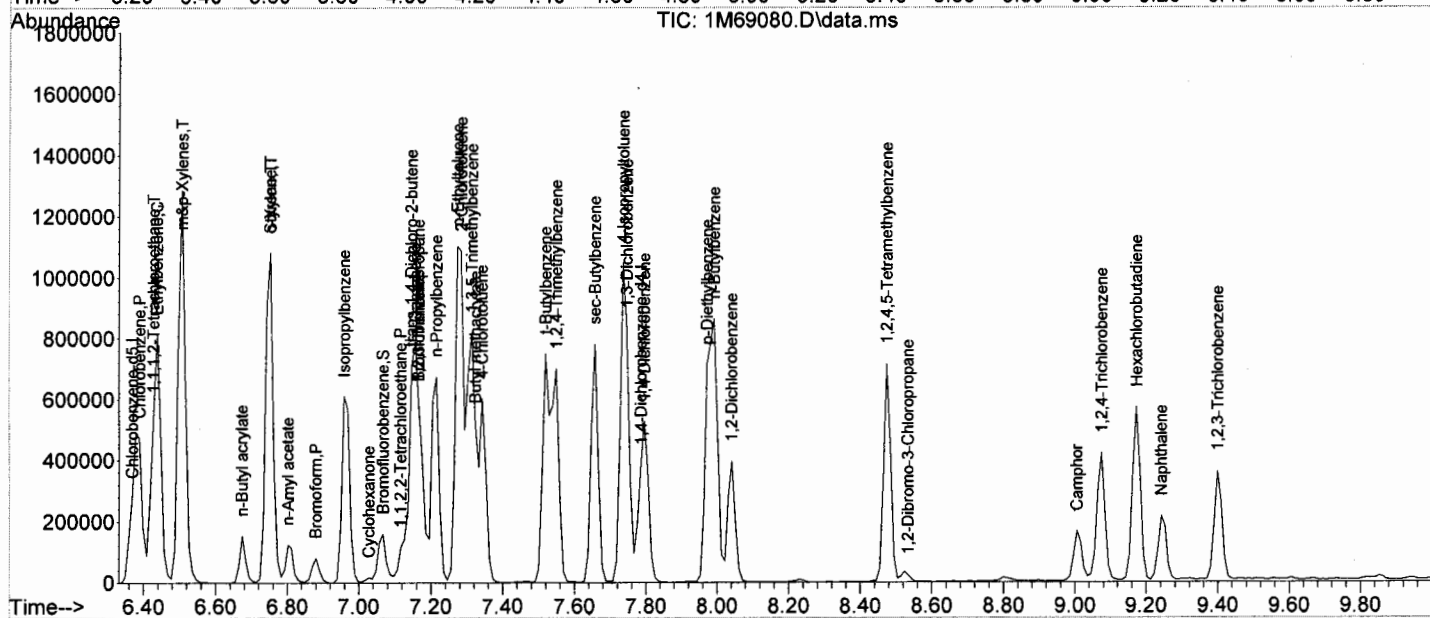
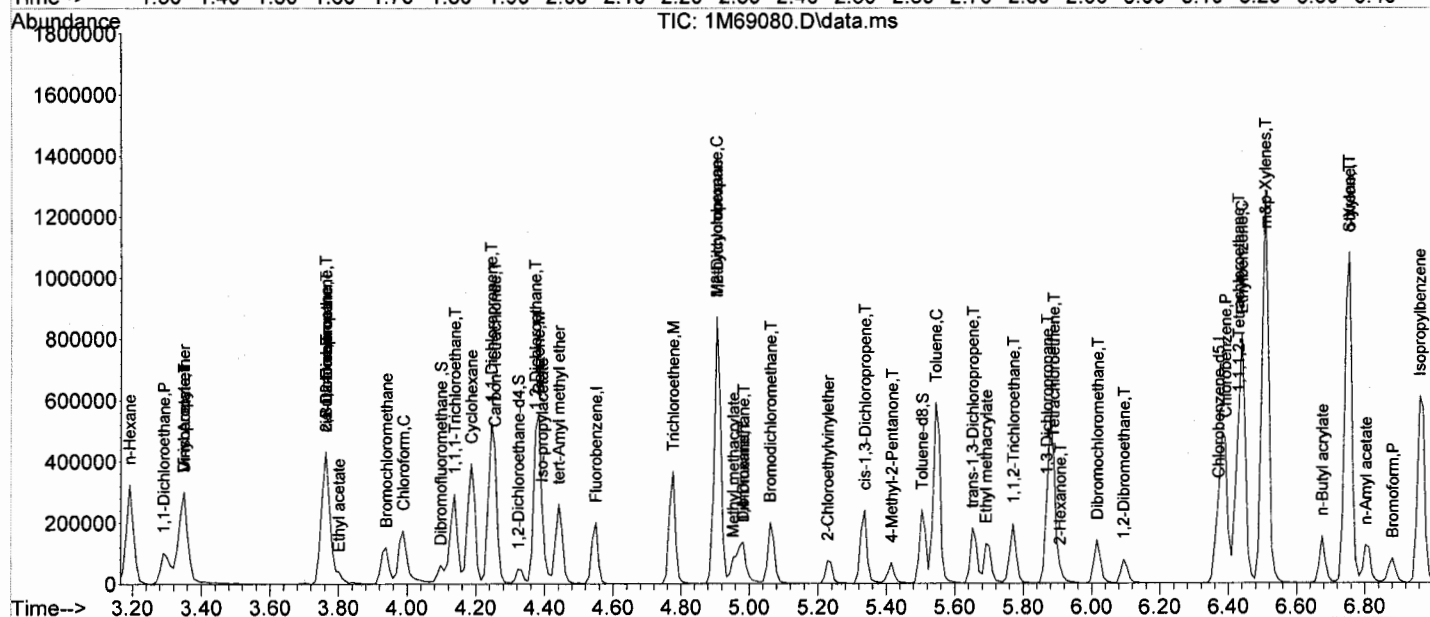
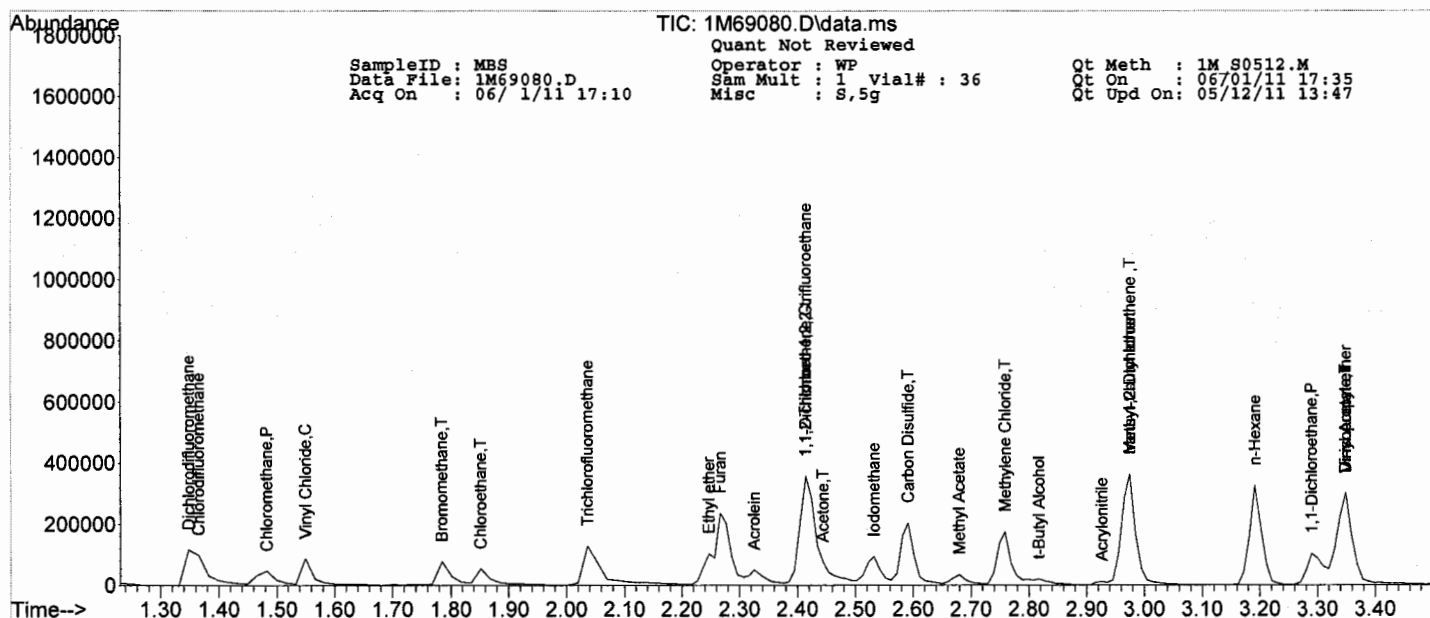
Quantitation Report (Not Reviewed)

SampleID : MBS Operator : WP Qt Meth : 1M_S0512.M
 Data File: 1M69080.D Sam Mult : 1 Vial# : 36 Qt On : 06/01/11 17:35
 Acq On : 06/ 1/11 17:10 Misc : S,5g Qt Upd On: 05/12/11 13:47

Data Path : G:\GcMsData\2011\GCMS_1\Data\06-01-11\
 Qt Path : G:\GcMsData\2011\GCMS_1\MethodQt\
 Qt Resp Via : Initial Calibration

Compound	R.T.	QIon	Response	Conc	Units	Dev(Min)
69) Chlorobenzene	6.389	112	191739	47.7705	ug/l	96
71) n-Butyl acrylate	6.674	55	71682	39.0575	ug/l	96
72) n-Amyl acetate	6.802	43	63387	39.9519	ug/l	86
73) Bromoform	6.881	173	30049	34.8930	ug/l	93
74) Ethylbenzene	6.438	106	84160	50.8377	ug/l	84
75) 1,1,2,2-Tetrachloroethane	7.117	83	46699	42.7052	ug/l	90
77) Styrene	6.753	104	199093	47.5214	ug/l	99
78) m&p-Xylenes	6.507	106	265562	102.0192	ug/l	92
79) o-Xylene	6.753	106	129147	47.3653	ug/l	73
80) trans-1,4-Dichloro-2-b...	7.147	53	36750	58.6729	ug/l	90
81) 1,3-Dichlorobenzene	7.747	146	157901	46.8484	ug/l	91
82) 1,4-Dichlorobenzene	7.796	146	149236	47.0635	ug/l	96
83) 1,2-Dichlorobenzene	8.042	146	134144	46.0349	ug/l	93
84) Isopropylbenzene	6.960	105	348846	54.7299	ug/l	96
85) Cyclohexanone	7.029	55	7953	277.9320	ug/l	74
86) Camphene	7.156	93	165090	59.6004	ug/l	95
87) 1,2,3-Trichloropropane	7.166	75	58023	41.5588	ug/l	87
88) 2-Chlorotoluene	7.284	91	211264	51.5650	ug/l	97
89) p-Ethyltoluene	7.274	105	406340	52.9524	ug/l	81
90) 4-Chlorotoluene	7.343	91	195200	47.3291	ug/l	93
91) n-Propylbenzene	7.215	91	442947	55.4318	ug/l	96
92) Bromobenzene	7.166	77	213251	51.5377	ug/l	81
93) 1,3,5-Trimethylbenzene	7.314	105	292700	53.2230	ug/l	95
94) Butyl methacrylate	7.324	41	92216	53.4005	ug/l	65
95) t-Butylbenzene	7.520	119	314265	56.4909	ug/l	83
96) 1,2,4-Trimethylbenzene	7.550	105	318159	54.5578	ug/l	85
97) sec-Butylbenzene	7.658	105	421419	56.8792	ug/l	100
98) 4-Isopropyltoluene	7.737	119	347335	55.7997	ug/l	93
99) n-Butylbenzene	7.993	91	406424	54.7317	ug/l	96
100) p-Diethylbenzene	7.973	119	187056	55.4284	ug/l	92
101) 1,2,4,5-Tetramethylben...	8.475	119	319936	54.3600	ug/l	94
102) 1,2-Dibromo-3-Chloropr...	8.534	157	7440	34.9827	ug/l	82
103) Camphor	9.006	95	39927	411.8442	ug/l	84
104) Hexachlorobutadiene	9.173	225	114291	52.3392	ug/l	96
105) 1,2,4-Trichlorobenzene	9.075	180	116205	50.0747	ug/l	96
106) 1,2,3-Trichlorobenzene	9.399	180	99176	48.8104	ug/l	96
107) Naphthalene	9.242	128	150330	42.4495	ug/l	100

(#) = qualifier out of range (m) = manual integration (+) = signals summed



Form3
Recovery Data
QC Batch: MBS9703

0208

Data File	Sample ID:	Analysis Date
Spike or Dup: 1M68822.D	AC59221-011(MS:AC59221-010	5/27/2011 9:48:00 AM
Non Spike(If applicable): 1M68785.D	AC59221-010	5/26/2011 7:23:00 PM
Inst Blank(If applicable):		
Method: 8260	Matrix: Soil	QC Type: MS

Analyte:	Col	Spike Conc	Sample Conc	Expected Conc	Recovery	Lower Limit	Upper Limit	ME Low Limit	ME Upper Limit
Vinyl Chloride	1	29.6188	0	50	59	6	117	0	0
1,1-Dichloroethene	1	24.2933	0	50	49	8	114	0	0
1,1-Dichloroethane	1	28.0291	0	50	56	14	127	0	0
Chloroform	1	29.1303	0	50	58	26	119	0	0
1,2-Dichloroethane	1	25.4458	0	50	51	18	130	0	0
2-Butanone	1	38.2762	0	50	77	4	141	0	0
Carbon Tetrachloride	1	33.3607	0	50	67	19	122	0	0
Trichloroethene	1	17.1843	0	50	34	21	116	0	0
Benzene	1	26.6347	0	50	53	21	122	0	0
Tetrachloroethene	1	21.3091	0	50	43	18	116	0	0
Toluene	1	21.6395	0	50	43	19	128	0	0
Chlorobenzene	1	14.732	0	50	29	21	117	0	0
1,4-Dichlorobenzene	1	6.3387	0	50	13*	20	110	0	0
1,2-Dichlorobenzene	1	9.3411	0	50	19	19	113	0	0
n-Propylbenzene	1	13.269	0	50	27	16	122	0	0
sec-Butylbenzene	1	18.9224	0	50	38	9	125	0	0

Data File	Sample ID:	Analysis Date
Spike or Dup: 1M68823.D	AC59221-012(MSD:AC59221-0	5/27/2011 10:05:00 AM
Non Spike(If applicable): 1M68785.D	AC59221-010	5/26/2011 7:23:00 PM
Inst Blank(If applicable):		
Method: 8260	Matrix: Soil	QC Type: MSD

Analyte:	Col	Spike Conc	Sample Conc	Expected Conc	Recovery	Lower Limit	Upper Limit	ME Low Limit	ME Upper Limit
Vinyl Chloride	1	37.4097	0	50	75	6	117	0	0
1,1-Dichloroethene	1	33.314	0	50	67	8	114	0	0
1,1-Dichloroethane	1	36.1802	0	50	72	14	127	0	0
Chloroform	1	36.1657	0	50	72	26	119	0	0
1,2-Dichloroethane	1	35.9935	0	50	72	18	130	0	0
2-Butanone	1	48.8171	0	50	98	4	141	0	0
Carbon Tetrachloride	1	38.4872	0	50	77	19	122	0	0
Trichloroethene	1	27.7034	0	50	55	21	116	0	0
Benzene	1	35.5548	0	50	71	21	122	0	0
Tetrachloroethene	1	35.5677	0	50	71	18	116	0	0
Toluene	1	34.8118	0	50	70	19	128	0	0
Chlorobenzene	1	26.9111	0	50	54	21	117	0	0
1,4-Dichlorobenzene	1	12.6295	0	50	25	20	110	0	0
1,2-Dichlorobenzene	1	17.2415	0	50	34	19	113	0	0
n-Propylbenzene	1	22.7465	0	50	45	16	122	0	0
sec-Butylbenzene	1	28.0823	0	50	56	9	125	0	0

* - Indicates outside of limits

- Indicates outside of standard limits but within method exceedance limits

Form3 RPD DATA

0209

QC Batch: MBS9703

Data File	Sample ID:	Analysis Date
Spike or Dup: 1M68823.D	AC59221-012(MSD:AC59221-0	5/27/2011 10:05:00 AM
Duplicate(If applicable): 1M68822.D	AC59221-011(MS:AC59221-010	5/27/2011 9:48:00 AM
Inst Blank(If applicable):		
Method: 8260	Matrix: Soil	QC Type: MSD

Analyte:	Column	Dup/MSD/MBSD Conc	Sample/MS/MBSD Conc	RPD	Limit
Vinyl Chloride	1	37.4097	29.6188	23	53
1,1-Dichloroethene	1	33.314	24.2933	31	53
1,1-Dichloroethane	1	36.1802	28.0291	25	44
Chloroform	1	36.1657	29.1303	22	39
1,2-Dichloroethane	1	35.9935	25.4458	34	37
2-Butanone	1	48.8171	38.2762	24	59
Carbon Tetrachloride	1	38.4872	33.3607	14	40
Trichloroethene	1	27.7034	17.1843	47*	39
Benzene	1	35.5548	26.6347	29	38
Tetrachloroethene	1	35.5677	21.3091	50*	37
Toluene	1	34.8118	21.6395	47*	35
Chlorobenzene	1	26.9111	14.732	58*	37
1,4-Dichlorobenzene	1	12.6295	6.3387	66*	41
1,2-Dichlorobenzene	1	17.2415	9.3411	59*	42
n-Propylbenzene	1	22.7465	13.269	53*	42
sec-Butylbenzene	1	28.0823	18.9224	39	48

* - Indicates outside of limits

NA - Both concentrations=0... no result can be calculated

SampleID : AC59221-010
Data File: 1M68785.D
Acq On : 05/26/11 19:23

Operator : WP
Sam Mult : 1 Vial# : 17
Misc : S,5g!3

Qt Meth : 1M_S0512.M
Qt On : 05/27/11 08:09
Qt Upd On: 05/12/11 13:47


Data Path : G:\GcMsData\2011\GCMS_1\Data\05-2611\
Qt Path : G:\GcMsData\2011\GCMS_1\MethodQt\
Qt Resp Via : Initial Calibration

Compound	R.T.	QIon	Response	Conc	Units	Dev(Min)

Internal Standards						
4) Fluorobenzene	4.539	96	73503	30.00	ug/l	0.00
52) Chlorobenzene-d5	6.359	117	32315	30.00	ug/l	0.00
70) 1,4-Dichlorobenzene-d4	7.775	152	9338	30.00	ug/l	0.00
System Monitoring Compounds						
36) Dibromofluoromethane	4.086	111	25812	35.66	ug/l	0.00
Spiked Amount 30.000			Recovery =	118.87%		
38) 1,2-Dichloroethane-d4	4.313	67	11126	30.95	ug/l	0.00
Spiked Amount 30.000			Recovery =	103.17%		
66) Toluene-d8	5.503	98	54982	37.57	ug/l	0.00
Spiked Amount 30.000			Recovery =	125.23%		
76) Bromofluorobenzene	7.057	174	9410	35.91	ug/l	0.00
Spiked Amount 30.000			Recovery =	119.70%		
Target Compounds						Qvalue

(#) = qualifier out of range (m) = manual integration (+) = signals summed

6



SampleID : AC59221-011 (MS:AC59 Operator : SG Qt Meth : 1M_S0512.M
 Data File: 1M68822.D Sam Mult : 1 Vial# : 10 Qt On : 05/27/11 10:54
 Acq On : 05/27/11 09:48 Misc : S,5g!4 Qt Upd On: 05/12/11 13:47

Data Path : G:\GcMsData\2011\GCMS_1\Data\05-27-11\
 Qt Path : G:\GcMsData\2011\GCMS_1\MethodQt\
 Qt Resp Via : Initial Calibration

Compound	R.T.	QIon	Response	Conc	Units	Dev (Min)

Internal Standards						
4) Fluorobenzene	4.540	96	126429	30.00	ug/l	0.00
52) Chlorobenzene-d5	6.360	117	83133	30.00	ug/l	0.00
70) 1,4-Dichlorobenzene-d4	7.776	152	35970	30.00	ug/l	0.00
System Monitoring Compounds						
36) Dibromofluoromethane	4.087	111	36360	29.21	ug/l	0.00
Spiked Amount 30.000			Recovery =	97.37%		
38) 1,2-Dichloroethane-d4	4.313	67	16683	26.98	ug/l	0.00
Spiked Amount 30.000			Recovery =	89.93%		
66) Toluene-d8	5.494	98	122922	32.65	ug/l	0.00
Spiked Amount 30.000			Recovery =	108.83%		
76) Bromofluorobenzene	7.058	174	32632	32.33	ug/l	0.00
Spiked Amount 30.000			Recovery =	107.77%		
Target Compounds						
					Qvalue	
5) Chlorodifluoromethane	1.359	51	92043	25.5702	ug/l	98
6) Dichlorodifluoromethane	1.343	85	53686	19.6794	ug/l	95
7) Chloromethane	1.477	50	54639	24.7073	ug/l	81
8) Bromomethane	1.779	94	33029	31.5538	ug/l	92
9) Vinyl Chloride	1.544	62	52318	29.6188	ug/l	98
10) Chloroethane	1.846	64	29631	30.3966	ug/l	92
11) Trichlorofluoromethane	2.030	101	105246	29.3955	ug/l	80
12) Ethyl ether	2.237	59	34871	28.6704	ug/l	81
13) Furan	2.267	39	123076	30.7598	ug/l	99
14) 1,1,2-Trichloro-1,2,2-...	2.405	101	63335	36.7711	ug/l	94
15) Methylene Chloride	2.749	84	53185	29.6225	ug/l	88
16) Acrolein	2.326	56	21938	130.8606	ug/l	96
17) Acrylonitrile	2.916	53	11061	29.0736	ug/l	91
18) Iodomethane	2.523	142	63718	28.4167	ug/l	94
19) Acetone	2.424	43	49912	187.5392	ug/l	98
20) Carbon Disulfide	2.582	76	108707	19.5733	ug/l	100
21) t-Butyl Alcohol	2.808	59	9988	133.0088	ug/l	74
22) n-Hexane	3.182	57	28690	12.0810	ug/l	68
23) Di-isopropyl-ether	3.339	45	190975	34.1826	ug/l	100
24) 1,1-Dichloroethene	2.405	61	70714	24.2933	ug/l	98
25) Methyl Acetate	2.670	43	31950	28.5759	ug/l	100
26) Methyl-t-butyl ether	2.965	73	107292	31.3498	ug/l	71
27) 1,1-Dichloroethane	3.290	63	94940	28.0291	ug/l	97
28) trans-1,2-Dichloroethene	2.965	96	38918	21.3647	ug/l	79
29) cis-1,2-Dichloroethene	3.752	61	81127	25.5215	ug/l	74
30) Bromochloromethane	3.920	49	38206	26.9045	ug/l	63
31) 2,2-Dichloropropane	3.762	77	98402	36.0819	ug/l	95
32) Ethyl acetate	3.792	43	23978	24.0545	ug/l	93
33) 1,4-Dioxane	4.972	88	15629	1346.4945	ug/l	77
34) 1,1-Dichloropropene	4.235	75	51368	18.6781	ug/l	97
35) Chloroform	3.979	83	102071	29.1303	ug/l	84
37) Cyclohexane	4.176	56	99317	29.8774	ug/l	95
39) 1,2-Dichloroethane	4.372	62	59894	25.4458	ug/l	95
40) 2-Butanone	3.743	43	15456	38.2762	ug/l	91
41) 1,1,1-Trichloroethane	4.126	97	114850	32.7133	ug/l	95
42) Carbon Tetrachloride	4.244	117	97530	33.3607	ug/l	91
43) Vinyl Acetate	3.339	43	118173	29.1017	ug/l	100
45) Bromodichloromethane	5.051	83	65943	22.5619	ug/l	93
46) Methylcyclohexane	4.894	83	83741	27.5850	ug/l	93
47) Dibromomethane	4.972	174	24643	20.5568	ug/l	87
48) 1,2-Dichloropropane	4.894	63	50127	27.1065	ug/l	86
49) Trichloroethene	4.766	130	37914	17.1843	ug/l	96
50) Benzene	4.372	78	192065	26.6347	ug/l	100
51) tert-Amyl methyl ether	4.431	73	115155	30.2517	ug/l	86
53) Iso-propylacetate	4.392	43	48062	32.1946	ug/l	90
54) Methyl methacrylate	4.943	41	23567	23.1184	ug/l	92
55) Dibromochloromethane	6.005	129	37289	25.4847	ug/l	97
56) 2-Chloroethylvinylether	5.218	63	11493	17.5993	ug/l	77
57) cis-1,3-Dichloropropene	5.327	75	39200	15.7501	ug/l	83
58) trans-1,3-Dichloropropene	5.641	75	20854	9.8862	ug/l	97
59) Ethyl methacrylate	5.691	41	18347	15.0217	ug/l	65
60) 1,1,2-Trichloroethane	5.759	97	30872	29.5236	ug/l	88
61) 1,2-Dibromoethane	6.084	107	16077	16.5059	ug/l	92
62) 1,3-Dichloropropane	5.868	76	41401	22.4814	ug/l	93
63) 4-Methyl-2-Pentanone	5.405	43	31407	35.7915	ug/l	87
64) 2-Hexanone	5.887	43	12761	19.1992	ug/l	88
65) Tetrachloroethene	5.877	164	33625	21.3091	ug/l	94
67) Toluene	5.533	92	91357	21.6395	ug/l	98
68) 1,1,1,2-Tetrachloroethane	6.419	133	51618	36.9078	ug/l	77

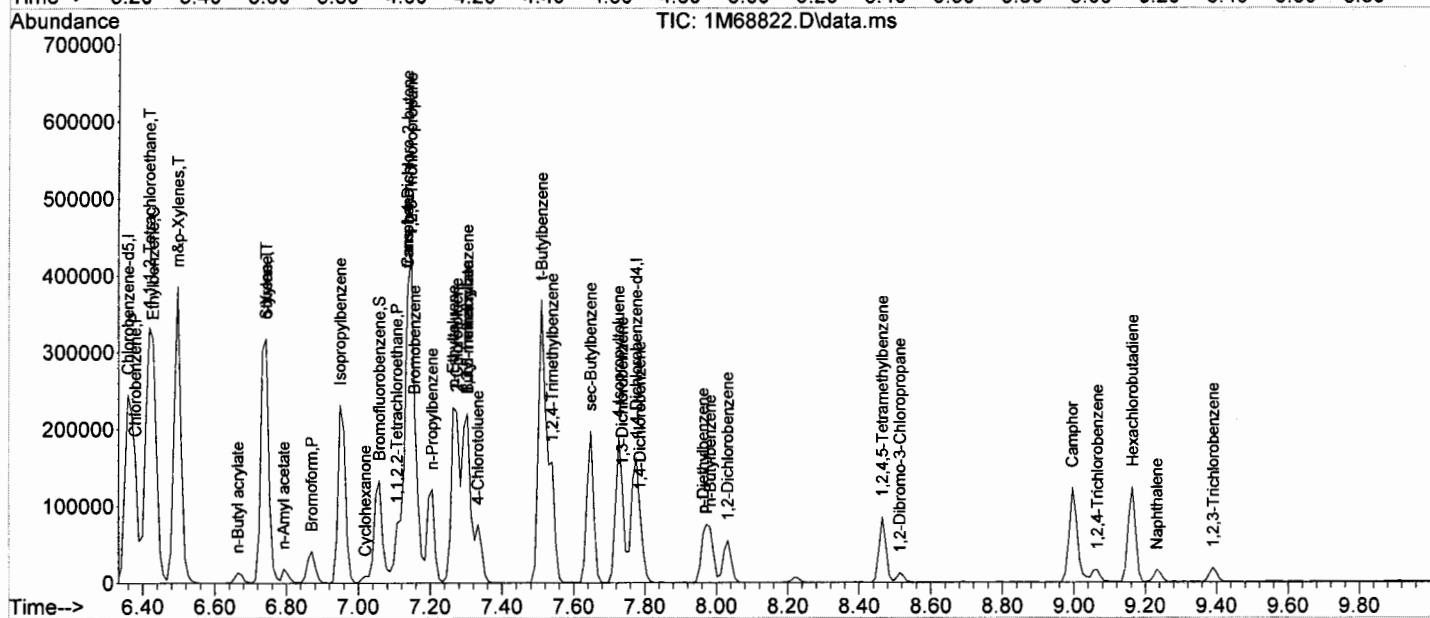
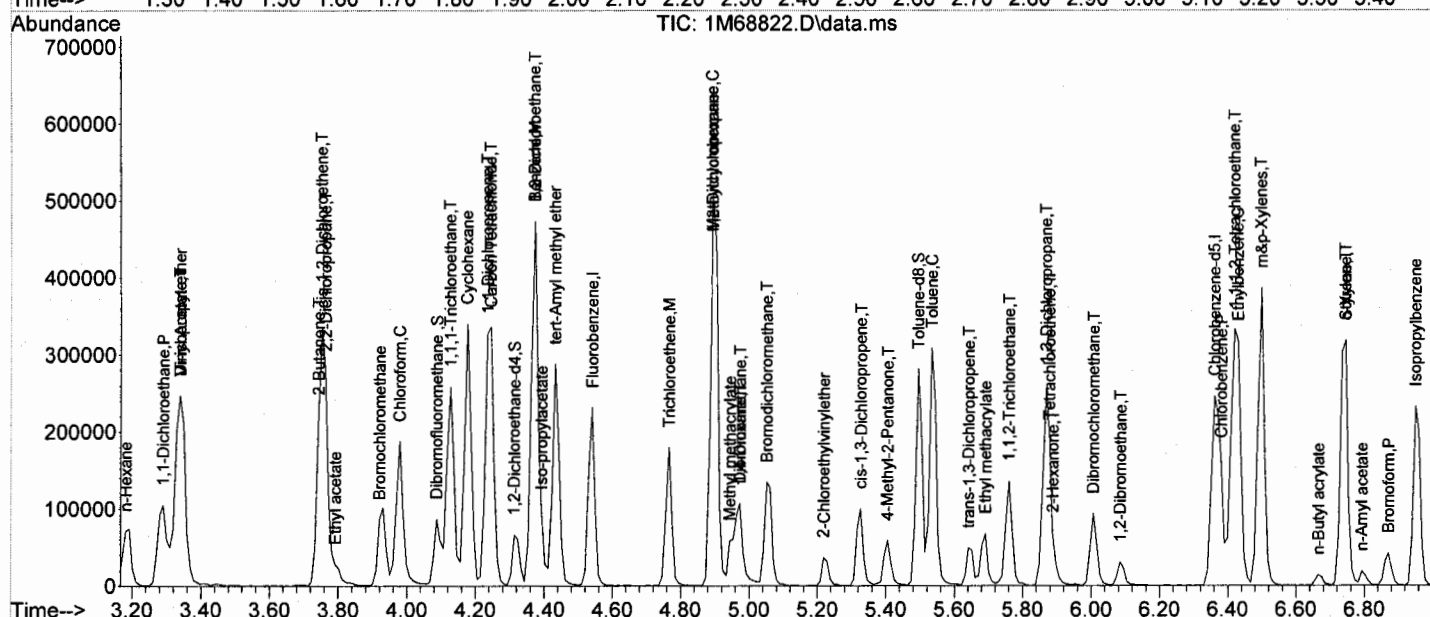
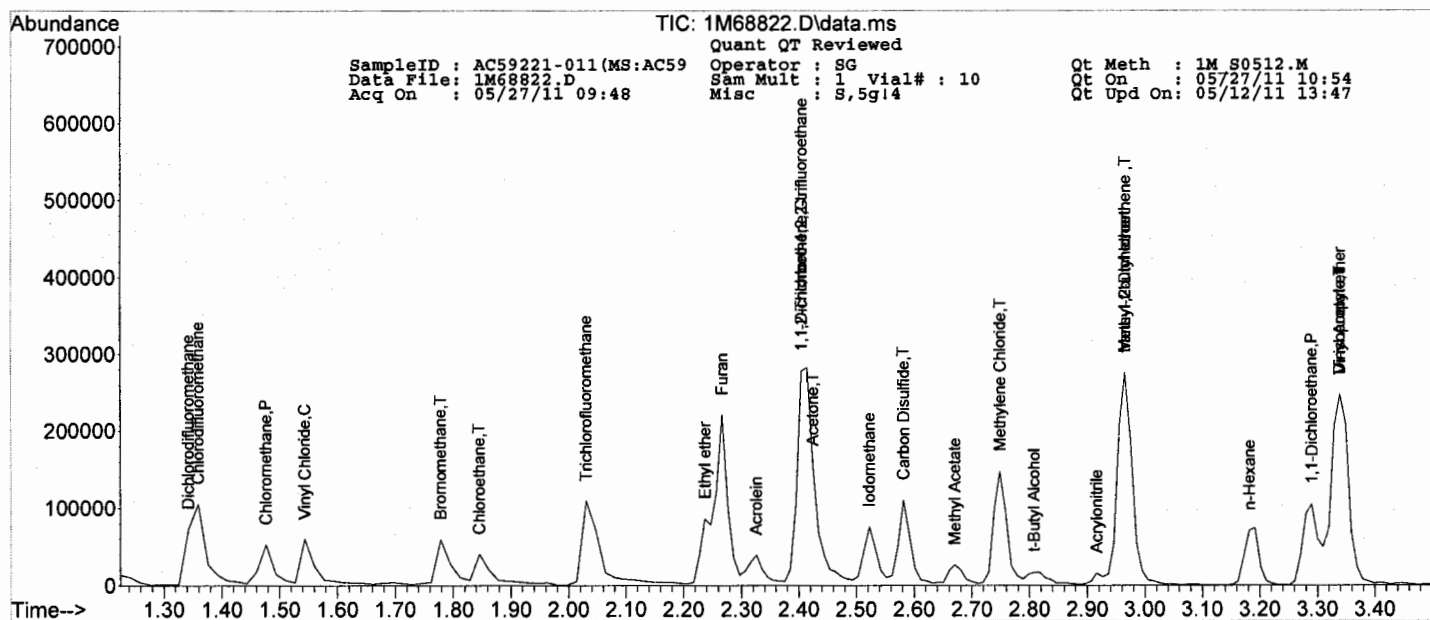
Quantitation Report (QT Reviewed)

SampleID : AC59221-011(MS:AC59 Operator : SG Qt Meth : 1M_S0512.M
 Data File: 1M68822.D Sam Mult : 1 Vial# : 10 Qt On : 05/27/11 10:54
 Acq On : 05/27/11 09:48 Misc : S,5g!4 Qt Upd On: 05/12/11 13:47

Data Path : G:\GcMsData\2011\GCMS_1\Data\05-27-11\
 Qt Path : G:\GcMsData\2011\GCMS_1\MethodQt\
 Qt Resp Via : Initial Calibration

Compound	R.T.	QIon	Response	Conc	Units	Dev(Min)
69) Chlorobenzene	6.379	112	58915	14.7320	ug/l	98
71) n-Butyl acrylate	6.665	55	8415	6.1831	ug/l	93
72) n-Amyl acetate	6.792	43	8278	7.0359	ug/l	82
73) Bromoform	6.871	173	16347	25.5977	ug/l	100
74) Ethylbenzene	6.428	106	28432	22.7362	ug/l	85
75) 1,1,2,2-Tetrachloroethane	7.107	83	28084	34.6327	ug/l	91
77) Styrene	6.743	104	38580	12.0854	ug/l	86
78) m&p-Xylenes	6.497	106	79095	39.9358	ug/l	89
79) o-Xylene	6.743	106	52211	25.2398	ug/l	77
80) trans-1,4-Dichloro-2-b...	7.137	53	16019	34.4882	ug/l	69
81) 1,3-Dichlorobenzene	7.737	146	18834	7.5354	ug/l	89
82) 1,4-Dichlorobenzene	7.786	146	14905	6.3387	ug/l	94
83) 1,2-Dichlorobenzene	8.032	146	20185	9.3411	ug/l	92
84) Isopropylbenzene	6.950	105	123069	26.0372	ug/l	95
85) Cyclohexanone	7.019	55	3839	180.9175	ug/l	94
86) Camphene	7.137	93	94930	46.2154	ug/l	97
87) 1,2,3-Trichloropropane	7.147	75	23647	22.8399	ug/l	93
88) 2-Chlorotoluene	7.274	91	51063	16.8070	ug/l	96
89) p-Ethyltoluene	7.265	105	66797m	11.4612	ug/l	
90) 4-Chlorotoluene	7.333	91	25472	8.3285	ug/l	87
91) n-Propylbenzene	7.206	91	78628	13.2690	ug/l	99
92) Bromobenzene	7.156	77	64429	20.9976	ug/l	69
93) 1,3,5-Trimethylbenzene	7.304	105	92115m	22.5872	ug/l	
94) Butyl methacrylate	7.304	41	12691	9.9104	ug/l	78
95) t-Butylbenzene	7.511	119	137981	33.4470	ug/l	84
96) 1,2,4-Trimethylbenzene	7.540	105	72660	16.8021	ug/l	66
97) sec-Butylbenzene	7.648	105	103964	18.9224	ug/l	99
98) 4-Isopropyltoluene	7.727	119	69968	15.1579	ug/l	93
99) n-Butylbenzene	7.983	91	34580	6.2797	ug/l	97
100) p-Diethylbenzene	7.963	119	16230	6.4854	ug/l	92
101) 1,2,4,5-Tetramethylben...	8.465	119	38422	8.8034	ug/l	91
102) 1,2-Dibromo-3-Chloropr...	8.514	157	2745	17.4051	ug/l	72
103) Camphor	8.996	95	26356	366.6070	ug/l	91
104) Hexachlorobutadiene	9.163	225	25527	15.7641	ug/l	97
105) 1,2,4-Trichlorobenzene	9.065	180	4911	2.8538	ug/l	96
106) 1,2,3-Trichlorobenzene	9.390	180	5683	3.7717	ug/l	98
107) Naphthalene	9.232	128	11355	4.3238	ug/l	100

(#) = qualifier out of range (m) = manual integration (+) = signals summed



SampleID : AC59221-012(MSD:AC5 Operator : SG Qt Meth : 1M_S0512.M
 Data File: 1M68823.D Sam Mult : 1 Vial# : 11 Qt On : 05/27/11 10:54
 Acq On : 05/27/11 10:05 Misc : S,5g!4 Qt Upd On: 05/12/11 13:47

Data Path : G:\GCMSData\2011\GCMS_1\Data\05-27-11\
 Qt Path : G:\GCMSData\2011\GCMS_1\MethodQt\
 Qt Resp Via : Initial Calibration

Compound	R.T.	QIon	Response	Conc	Units	Dev(Min)

Internal Standards						
4) Fluorobenzene	4.539	96	122270	30.00	ug/l	0.00
52) Chlorobenzene-d5	6.359	117	75695	30.00	ug/l	0.00
70) 1,4-Dichlorobenzene-d4	7.776	152	40423	30.00	ug/l	0.00
System Monitoring Compounds						
36) Dibromofluoromethane	4.087	111	35017	29.08	ug/l	0.00
Spiked Amount 30.000			Recovery =	96.93%		
38) 1,2-Dichloroethane-d4	4.323	67	17963	30.04	ug/l	0.00
Spiked Amount 30.000			Recovery =	100.13%		
66) Toluene-d8	5.493	98	121642	35.49	ug/l	0.00
Spiked Amount 30.000			Recovery =	118.30%		
76) Bromofluorobenzene	7.058	174	35113	30.96	ug/l	0.00
Spiked Amount 30.000			Recovery =	103.20%		
Target Compounds						
					Qvalue	
5) Chlorodifluoromethane	1.359	51	98826	28.3884	ug/l	96
6) Dichlorodifluoromethane	1.359	85	62225	23.5854	ug/l	89
7) Chloromethane	1.476	50	62671	29.3032	ug/l	80
8) Bromomethane	1.778	94	37192	36.7394	ug/l	85
9) Vinyl Chloride	1.544	62	63906	37.4097	ug/l	98
10) Chloroethane	1.845	64	36448	38.6615	ug/l	98
11) Trichlorofluoromethane	2.030	101	119511	34.5152	ug/l	78
12) Ethyl ether	2.237	59	42151	35.8347	ug/l	84
13) Furan	2.267	39	146064	37.7468	ug/l	99
14) 1,1,2-Trichloro-1,2,2-...	2.404	101	70168	42.1239	ug/l	95
15) Methylene Chloride	2.749	84	66450	38.2696	ug/l	87
16) Acrolein	2.326	56	24847	153.2543	ug/l	93
17) Acrylonitrile	2.926	53	14032	38.1373	ug/l	90
18) Iodomethane	2.522	142	79040	36.4490	ug/l	94
19) Acetone	2.424	43	61406	238.5749	ug/l	85
20) Carbon Disulfide	2.581	76	153761	28.6273	ug/l	100
21) t-Butyl Alcohol	2.818	59	14527	200.0343	ug/l	91
22) n-Hexane	3.182	57	46089	20.0676	ug/l	77
23) Di-isopropyl-ether	3.339	45	223605	41.3844	ug/l	100
24) 1,1-Dichloroethene	2.404	61	93782	33.3140	ug/l	100
25) Methyl Acetate	2.670	43	38238	35.3631	ug/l	100
26) Methyl-t-butyl ether	2.965	73	126800	38.3101	ug/l	71
27) 1,1-Dichloroethane	3.290	63	118518	36.1802	ug/l	97
28) trans-1,2-Dichloroethene	2.965	96	54714	31.0579	ug/l	84
29) cis-1,2-Dichloroethene	3.752	61	112563	36.6153	ug/l	80
30) Bromochloromethane	3.919	49	50234	36.5778	ug/l	60
31) 2,2-Dichloropropane	3.762	77	112627	42.7027	ug/l	92
32) Ethyl acetate	3.792	43	29635	30.7408	ug/l	99
33) 1,4-Dioxane	4.972	88	29010	2584.3297	ug/l	95
34) 1,1-Dichloropropene	4.234	75	79707	29.9684	ug/l	95
35) Chloroform	3.978	83	122554	36.1657	ug/l	91
37) Cyclohexane	4.175	56	116834	36.3425	ug/l	97
39) 1,2-Dichloroethane	4.372	62	81934	35.9935	ug/l	94
40) 2-Butanone	3.742	43	19064	48.8171	ug/l	100
41) 1,1,1-Trichloroethane	4.126	97	132134	38.9166	ug/l	97
42) Carbon Tetrachloride	4.244	117	108816	38.4872	ug/l	95
43) Vinyl Acetate	3.339	43	147332	37.5167	ug/l	100
45) Bromodichloromethane	5.051	83	85547	30.2649	ug/l	94
46) Methylcyclohexane	4.903	83	106766	36.3659	ug/l	94
47) Dibromomethane	4.972	174	36035	31.0823	ug/l	90
48) 1,2-Dichloropropane	4.893	63	62697	35.0571	ug/l	92
49) Trichloroethene	4.765	130	59112	27.7034	ug/l	100
50) Benzene	4.372	78	247954	35.5548	ug/l	100
51) tert-Amyl methyl ether	4.431	73	136141	36.9814	ug/l	88
53) Iso-propylacetate	4.392	43	60732	44.6792	ug/l	83
54) Methyl methacrylate	4.943	41	32840	35.3804	ug/l	95
55) Dibromochloromethane	6.005	129	51662	38.7772	ug/l	94
56) 2-Chloroethylvinylether	5.218	63	19180	32.2564	ug/l	76
57) cis-1,3-Dichloropropene	5.326	75	63084	27.8370	ug/l	95
58) trans-1,3-Dichloropropene	5.641	75	40439	21.0546	ug/l	98
59) Ethyl methacrylate	5.690	41	29620	26.6346	ug/l	67
60) 1,1,2-Trichloroethane	5.759	97	43075	45.2414	ug/l	86
61) 1,2-Dibromoethane	6.084	107	28892	32.5775	ug/l	93
62) 1,3-Dichloropropane	5.867	76	62490	37.2674	ug/l	99
63) 4-Methyl-2-Pentanone	5.405	43	42042	52.6191	ug/l	91
64) 2-Hexanone	5.887	43	24124	39.8615	ug/l	95
65) Tetrachloroethene	5.877	164	51103	35.5677	ug/l	100
67) Toluene	5.533	92	133818	34.8118	ug/l	96
68) 1,1,1,2-Tetrachloroethane	6.418	133	57618	45.2462	ug/l	72

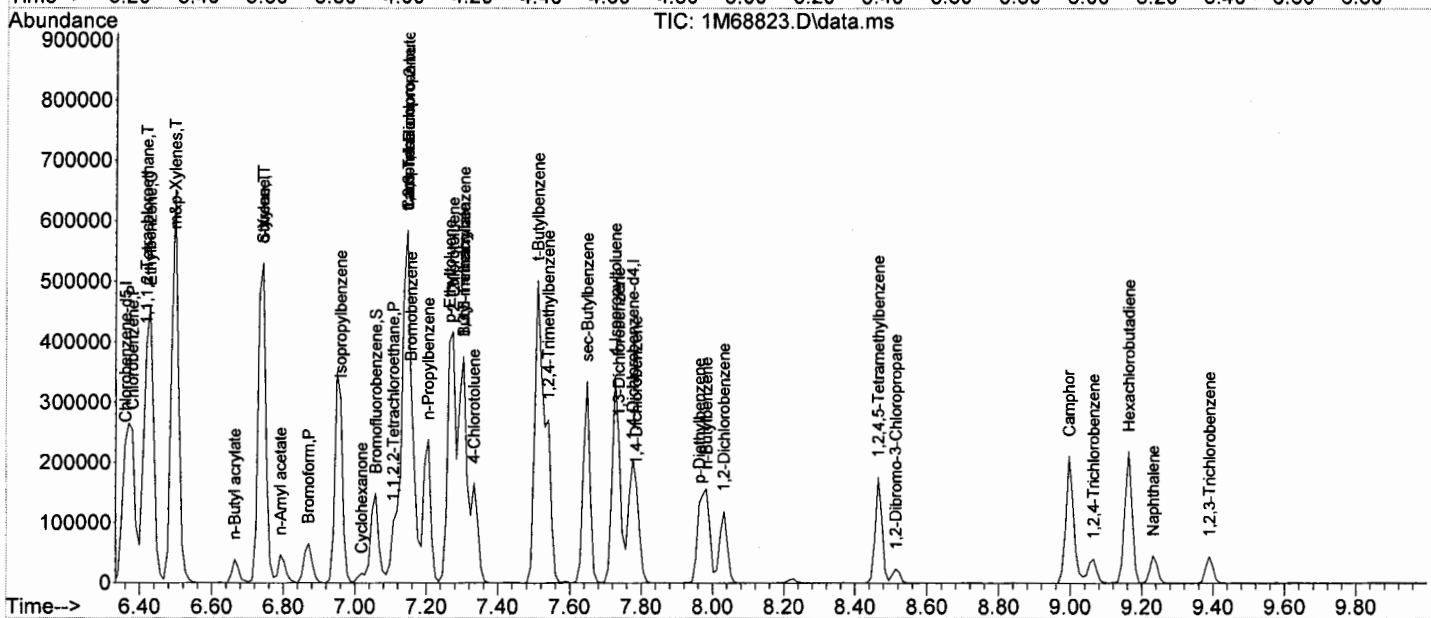
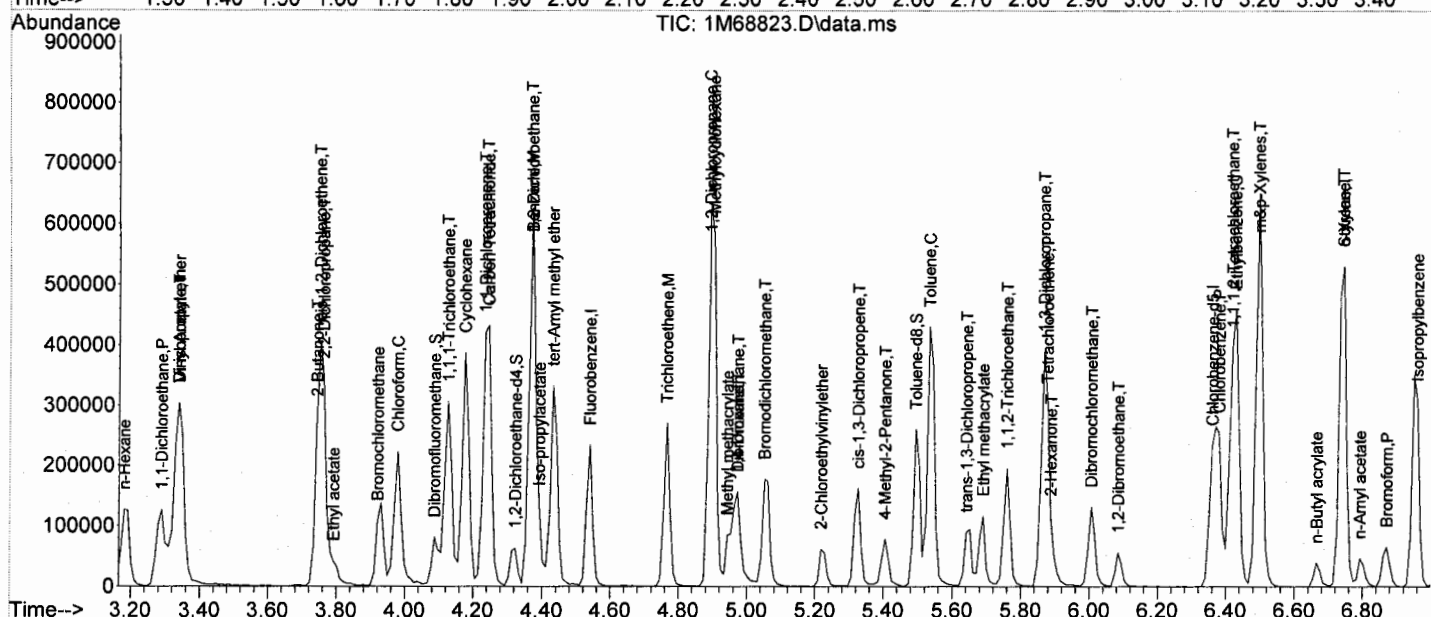
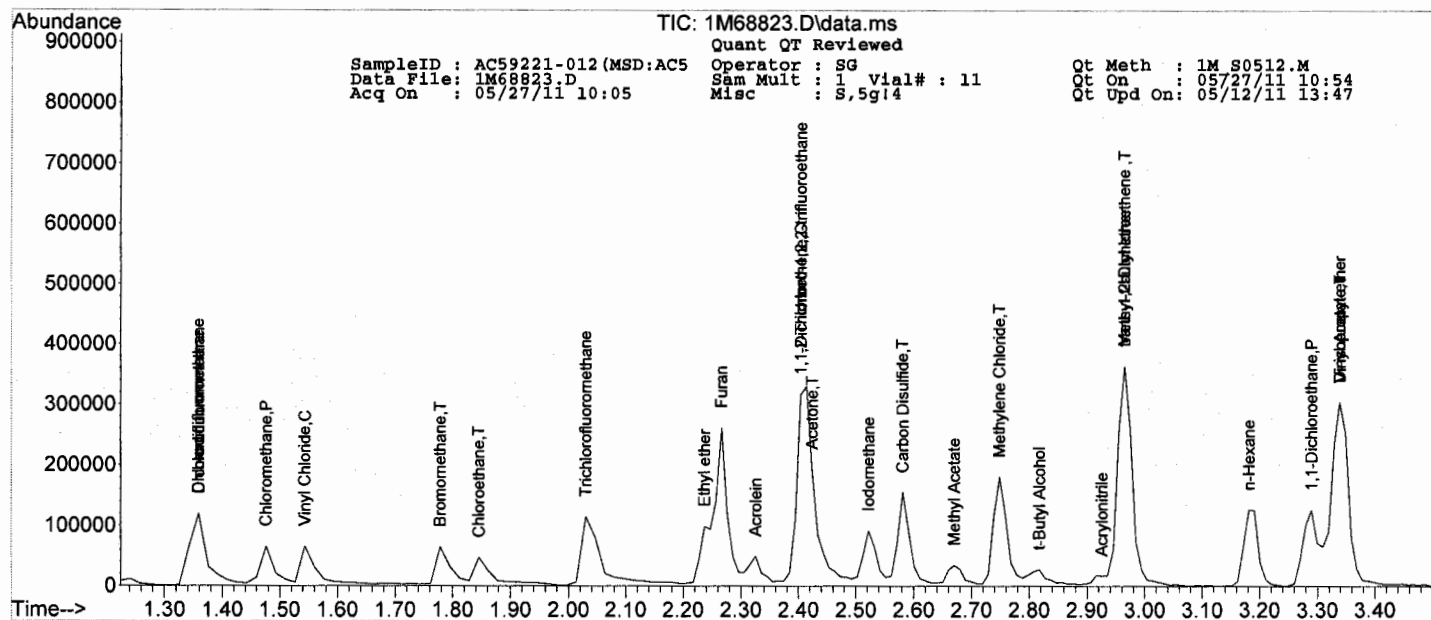
Quantitation Report (QT Reviewed)

SampleID : AC59221-012(MSD:AC5 Operator : SG Qt Meth : 1M_S0512.M
 Data File: 1M68823.D Sam Mult : 1 Vial# : 11 Qt On : 05/27/11 10:54
 Acq On : 05/27/11 10:05 Misc : S,5g!4 Qt Upd On: 05/12/11 13:47

Data Path : G:\GCMSData\2011\GCMS_1\Data\05-27-11\
 Qt Path : G:\GCMSData\2011\GCMS_1\MethodQt\
 Qt Resp Via : Initial Calibration

Compound	R.T.	QIon	Response	Conc	Units	Dev(Min)
69) Chlorobenzene	6.379	112	97992	26.9111	ug/l	100
71) n-Butyl acrylate	6.664	55	20235	13.2302	ug/l	99
72) n-Amyl acetate	6.792	43	21508	16.2669	ug/l	78
73) Bromoform	6.871	173	27125	37.7959	ug/l	89
74) Ethylbenzene	6.428	106	44616	31.9393	ug/l	79
75) 1,1,2,2-Tetrachloroethane	7.107	83	42459	46.5918	ug/l	87
77) Styrene	6.743	104	75407	21.1647	ug/l	97
78) m&p-Xylenes	6.497	106	131232	59.4345	ug/l	90
79) o-Xylene	6.743	106	79057	34.3255	ug/l	72
80) trans-1,4-Dichloro-2-b...	7.146	53	23528	45.0746	ug/l	75
81) 1,3-Dichlorobenzene	7.737	146	37092	13.2056	ug/l	91
82) 1,4-Dichlorobenzene	7.786	146	33374	12.6295	ug/l	94
83) 1,2-Dichlorobenzene	8.032	146	41869	17.2415	ug/l	91
84) Isopropylbenzene	6.959	105	184361	34.7078	ug/l	95
85) Cyclohexanone	7.018	55	6789	284.6953	ug/l	93
86) Camphene	7.146	93	121529	52.6472	ug/l	96
87) 1,2,3-Trichloropropane	7.146	75	40749	35.0224	ug/l	95
88) 2-Chlorotoluene	7.274	91	91840	26.8985	ug/l	94
89) p-Ethyltoluene	7.264	105	124916m	19.1561	ug/l	
90) 4-Chlorotoluene	7.333	91	56688	16.4932	ug/l	91
91) n-Propylbenzene	7.205	91	151475	22.7465	ug/l	94
92) Bromobenzene	7.156	77	104359	30.2643	ug/l	75
93) 1,3,5-Trimethylbenzene	7.304	105	149991m	32.7272	ug/l	
94) Butyl methacrylate	7.304	41	24720	17.1773	ug/l	81
95) t-Butylbenzene	7.510	119	191143	41.2295	ug/l	86
96) 1,2,4-Trimethylbenzene	7.540	105	127689	26.2744	ug/l	75
97) sec-Butylbenzene	7.648	105	173391	28.0823	ug/l	99
98) 4-Isopropyltoluene	7.727	119	122759	23.6649	ug/l	92
99) n-Butylbenzene	7.982	91	73421	11.8644	ug/l	95
100) p-Diethylbenzene	7.963	119	34992	12.4422	ug/l	92
101) 1,2,4,5-Tetramethylben...	8.464	119	76382	15.5731	ug/l	90
102) 1,2-Dibromo-3-Chloropr...	8.514	157	5660	31.9347	ug/l	78
103) Camphor	8.996	95	45311	560.8372	ug/l	92
104) Hexachlorobutadiene	9.163	225	43141	23.7068	ug/l	94
105) 1,2,4-Trichlorobenzene	9.065	180	11310	5.8482	ug/l	94
106) 1,2,3-Trichlorobenzene	9.389	180	13320	7.8664	ug/l	94
107) Naphthalene	9.232	128	32426	10.9872	ug/l	100

(#) = qualifier out of range (m) = manual integration (+) = signals summed



Form3
Recovery Data
 QC Batch: MBS9764

0218

Data File	Sample ID:	Analysis Date
Spike or Dup: 1M69068.D	AC59297-017(MS:AC59297-016	6/1/2011 1:56:00 PM
Non Spike(If applicable): 1M69067.D	AC59297-016	6/1/2011 1:41:00 PM
Inst Blank(If applicable):		
Method: 8260	Matrix: Soil	QC Type: MS

Analyte:	Col	Spike Conc	Sample Conc	Expected Conc	Recovery	Lower Limit	Upper Limit	ME Low Limit	ME Upper Limit
Vinyl Chloride	1	44.0329	0	50	88	6	117	0	0
1,1-Dichloroethene	1	44.0225	0	50	88	8	114	0	0
1,1-Dichloroethane	1	39.4041	0	50	79	14	127	0	0
Chloroform	1	39.1513	0	50	78	26	119	0	0
1,2-Dichloroethane	1	39.9022	0	50	80	18	130	0	0
2-Butanone	1	38.0248	0	50	76	4	141	0	0
Carbon Tetrachloride	1	42.9852	0	50	86	19	122	0	0
Trichloroethene	1	36.439	0	50	73	21	116	0	0
Benzene	1	41.6	0	50	83	21	122	0	0
Tetrachloroethene	1	43.9882	0	50	88	18	116	0	0
Toluene	1	40.0174	0	50	80	19	128	0	0
Chlorobenzene	1	40.6906	0	50	81	21	117	0	0
1,4-Dichlorobenzene	1	28.7821	0	50	58	20	110	0	0
1,2-Dichlorobenzene	1	35.2325	0	50	70	19	113	0	0
n-Propylbenzene	1	44.711	0	50	89	16	122	0	0
sec-Butylbenzene	1	50.2398	0	50	100	9	125	0	0

Data File	Sample ID:	Analysis Date
Spike or Dup: 1M69069.D	AC59297-018(MSD:AC59297-0	6/1/2011 2:12:00 PM
Non Spike(If applicable): 1M69067.D	AC59297-016	6/1/2011 1:41:00 PM
Inst Blank(If applicable):		
Method: 8260	Matrix: Soil	QC Type: MSD

Analyte:	Col	Spike Conc	Sample Conc	Expected Conc	Recovery	Lower Limit	Upper Limit	ME Low Limit	ME Upper Limit
Vinyl Chloride	1	27.6465	0	50	55	6	117	0	0
1,1-Dichloroethene	1	34.0938	0	50	68	8	114	0	0
1,1-Dichloroethane	1	32.3134	0	50	65	14	127	0	0
Chloroform	1	32.7773	0	50	66	26	119	0	0
1,2-Dichloroethane	1	34.0987	0	50	68	18	130	0	0
2-Butanone	1	36.4235	0	50	73	4	141	0	0
Carbon Tetrachloride	1	34.1223	0	50	68	19	122	0	0
Trichloroethene	1	29.4305	0	50	59	21	116	0	0
Benzene	1	33.3886	0	50	67	21	122	0	0
Tetrachloroethene	1	35.863	0	50	72	18	116	0	0
Toluene	1	32.6783	0	50	65	19	128	0	0
Chlorobenzene	1	32.8109	0	50	66	21	117	0	0
1,4-Dichlorobenzene	1	20.8837	0	50	42	20	110	0	0
1,2-Dichlorobenzene	1	29.3543	0	50	59	19	113	0	0
n-Propylbenzene	1	35.6665	0	50	71	16	122	0	0
sec-Butylbenzene	1	41.7403	0	50	83	9	125	0	0

* - Indicates outside of limits

- Indicates outside of standard limits but within method exceedance limits

Form3 RPD DATA

0219

QC Batch: MBS9764

Data File	Sample ID:	Analysis Date
Spike or Dup: 1M69069.D	AC59297-018(MSD:AC59297-0	6/1/2011 2:12:00 PM
Duplicate(If applicable): 1M69068.D	AC59297-017(MS:AC59297-016	6/1/2011 1:56:00 PM
Inst Blank(If applicable):		
Method: 8260	Matrix: Soil	QC Type: MSD

Analyte:	Column	Dup/MSD/MBSD Conc	Sample/MS/MBSD Conc	RPD	Limit
Vinyl Chloride	1	27.6465	44.0329	46	53
1,1-Dichloroethene	1	34.0938	44.0225	25	53
1,1-Dichloroethane	1	32.3134	39.4041	20	44
Chloroform	1	32.7773	39.1513	18	39
1,2-Dichloroethane	1	34.0987	39.9022	16	37
2-Butanone	1	36.4235	38.0248	4.3	59
Carbon Tetrachloride	1	34.1223	42.9852	23	40
Trichloroethene	1	29.4305	36.439	21	39
Benzene	1	33.3886	41.6	22	38
Tetrachloroethene	1	35.863	43.9882	20	37
Toluene	1	32.6783	40.0174	20	35
Chlorobenzene	1	32.8109	40.6906	21	37
1,4-Dichlorobenzene	1	20.8837	28.7821	32	41
1,2-Dichlorobenzene	1	29.3543	35.2325	18	42
n-Propylbenzene	1	35.6665	44.711	23	42
sec-Butylbenzene	1	41.7403	50.2398	18	48

* - Indicates outside of limits

NA - Both concentrations=0... no result can be calculated

SampleID : AC59297-016
 Data File: 1M69067.D
 Acq On : 06/ 1/11 13:41

Operator : WP
 Sam Mult : 1 Vial# : 25
 Misc : S,5g!5

Qt Meth : 1M_S0512.M
 Qt On : 06/01/11 14:02
 Qt Upd On: 05/12/11 13:47


Data Path : G:\GcMsData\2011\GCMS_1\Data\06-01-11\
 Qt Path : G:\GcMsData\2011\GCMS_1\MethodQt\
 Qt Resp Via : Initial Calibration

Compound	R.T.	QIon	Response	Conc	Units	Dev(Min)

Internal Standards						
4) Fluorobenzene	4.539	96	98703	30.00	ug/l	0.00
52) Chlorobenzene-d5	6.359	117	72775	30.00	ug/l	0.00
70) 1,4-Dichlorobenzene-d4	7.776	152	41528	30.00	ug/l	0.00
System Monitoring Compounds						
36) Dibromofluoromethane	4.087	111	30185	31.06	ug/l	0.00
Spiked Amount 30.000			Recovery =	103.53%		
38) 1,2-Dichloroethane-d4	4.313	67	14159	29.33	ug/l	0.00
Spiked Amount 30.000			Recovery =	97.77%		
66) Toluene-d8	5.494	98	102716	31.17	ug/l	0.00
Spiked Amount 30.000			Recovery =	103.90%		
76) Bromofluorobenzene	7.058	174	32680	28.04	ug/l	0.00
Spiked Amount 30.000			Recovery =	93.47%		
Target Compounds						
19) Acetone	2.424	43	5066	24.3820	ug/l	89
65) Tetrachloroethene	5.877	164	2276	1.6477	ug/l	82
107) Naphthalene	9.242	128	5456	1.7995	ug/l	100

(#) = qualifier out of range (m) = manual integration (+) = signals summed

6



SampleID : AC59297-017(MS:AC59 Operator : WP Qt Meth : 1M_S0512.M
 Data File: 1M69068.D Sam Mult : 1 Vial# : 26 Qt On : 06/01/11 14:24
 Acq On : 06/ 1/11 13:56 Misc : S,5g!5 Qt Upd On: 05/12/11 13:47

Data Path : G:\GcMsData\2011\GCMS_1\Data\06-01-11\
 Qt Path : G:\GcMsData\2011\GCMS_1\MethodQt\
 Qt Resp Via : Initial Calibration

Compound	R.T.	QIon	Response	Conc	Units	Dev(Min)
Internal Standards						
4) Fluorobenzene	4.539	96	123996	30.00	ug/l	0.00
52) Chlorobenzene-d5	6.359	117	94528	30.00	ug/l	0.00
70) 1,4-Dichlorobenzene-d4	7.776	152	50623	30.00	ug/l	0.00
System Monitoring Compounds						
36) Dibromofluoromethane	4.087	111	31920	26.14	ug/l	0.00
Spiked Amount 30.000			Recovery =	87.13%		
38) 1,2-Dichloroethane-d4	4.313	67	15624	25.76	ug/l	0.00
Spiked Amount 30.000			Recovery =	85.87%		
66) Toluene-d8	5.494	98	126700	29.60	ug/l	0.00
Spiked Amount 30.000			Recovery =	98.67%		
76) Bromofluorobenzene	7.058	174	40767	28.70	ug/l	0.00
Spiked Amount 30.000			Recovery =	95.67%		
Target Compounds						
					Qvalue	
5) Chlorodifluoromethane	1.343	51	107603	30.4794	ug/l	76
6) Dichlorodifluoromethane	1.343	85	83112	31.0638	ug/l	92
7) Chloromethane	1.460	50	99783	46.0063	ug/l	82
8) Bromomethane	1.779	94	40388	39.3412	ug/l	87
9) Vinyl Chloride	1.544	62	76282	44.0329	ug/l	97
10) Chloroethane	1.846	64	39791	41.6200	ug/l	93
11) Trichlorofluoromethane	2.030	101	141451	40.2829	ug/l	87
12) Ethyl ether	2.228	59	49694	41.6593	ug/l	84
13) Furan	2.257	39	193491	49.3072	ug/l	100
14) 1,1,2-Trichloro-1,2,2-...	2.405	101	87899	52.0338	ug/l	94
15) Methylene Chloride	2.739	84	75498	42.8753	ug/l	87
16) Acrolein	2.316	56	24438	148.6334	ug/l	91
17) Acrylonitrile	2.916	53	13095	35.0952	ug/l	96
18) Iodomethane	2.523	142	107242	48.7659	ug/l	99
19) Acetone	2.424	43	58240	223.1247	ug/l	92
20) Carbon Disulfide	2.582	76	221173	40.6049	ug/l	100
21) t-Butyl Alcohol	2.808	59	12192	165.5449	ug/l	92
22) n-Hexane	3.182	57	79060	33.9443	ug/l	71
23) Di-isopropyl-ether	3.329	45	247455	45.1610	ug/l	97
24) 1,1-Dichloroethene	2.405	61	125677	44.0225	ug/l	93
25) Methyl Acetate	2.660	43	46202	42.1336	ug/l	100
26) Methyl-t-butyl ether	2.965	73	125574	37.4116	ug/l	69
27) 1,1-Dichloroethane	3.280	63	130901	39.4041	ug/l	94
28) trans-1,2-Dichloroethene	2.965	96	64989	36.3769	ug/l	77
29) cis-1,2-Dichloroethene	3.743	61	129220	41.4485	ug/l	91
30) Bromochloromethane	3.920	49	57349	41.1773	ug/l	65
31) 2,2-Dichloropropane	3.752	77	119496	44.6764	ug/l	94
32) Ethyl acetate	3.792	43	32438	33.1800	ug/l	98
33) 1,4-Dioxane	4.972	88	21661	1902.7903	ug/l	84
34) 1,1-Dichloropropene	4.234	75	108033	40.0531	ug/l	98
35) Chloroform	3.979	83	134544	39.1513	ug/l	91
37) Cyclohexane	4.175	56	146266	44.8643	ug/l	94
39) 1,2-Dichloroethane	4.362	62	92114	39.9022	ug/l	93
40) 2-Butanone	3.743	43	15059	38.0248	ug/l	84
41) 1,1,1-Trichloroethane	4.126	97	143539	41.6872	ug/l	99
42) Carbon Tetrachloride	4.244	117	123249	42.9852	ug/l	93
43) Vinyl Acetate	3.329	43	145914	36.6384	ug/l	100
45) Bromodichloromethane	5.051	83	102282	35.6817	ug/l	91
46) Methylcyclohexane	4.894	83	141787	47.6222	ug/l	99
47) Dibromomethane	4.972	174	38274	32.5540	ug/l	94
48) 1,2-Dichloropropane	4.894	63	71729	39.5491	ug/l	83
49) Trichloroethene	4.766	130	78849	36.4390	ug/l	93
50) Benzene	4.372	78	294208	41.6000	ug/l	100
51) tert-Amyl methyl ether	4.431	73	144281	38.6470	ug/l	80
53) Iso-propylacetate	4.392	43	66931	39.4296	ug/l	82
54) Methyl methacrylate	4.943	41	39694	34.2446	ug/l	93
55) Dibromochloromethane	6.005	129	62644	37.6523	ug/l	99
56) 2-Chloroethylvinylether	5.218	63	25746	34.6724	ug/l	83
57) cis-1,3-Dichloropropene	5.326	75	91347	32.2778	ug/l	96
58) trans-1,3-Dichloropropene	5.651	75	66553	27.7474	ug/l	98
59) Ethyl methacrylate	5.690	41	44976	32.3853	ug/l	69
60) 1,1,2-Trichloroethane	5.759	97	47323	39.8006	ug/l	92
61) 1,2-Dibromoethane	6.084	107	42626	38.4877	ug/l	89
62) 1,3-Dichloropropane	5.868	76	85310	40.7404	ug/l	98
63) 4-Methyl-2-Pentanone	5.405	43	39947	40.0360	ug/l	82
64) 2-Hexanone	5.897	43	27567	36.4755	ug/l	94
65) Tetrachloroethene	5.877	164	78926	43.9882	ug/l	92
67) Toluene	5.533	92	192101	40.0174	ug/l	98
68) 1,1,1,2-Tetrachloroethane	6.418	133	73829	46.4256	ug/l	71

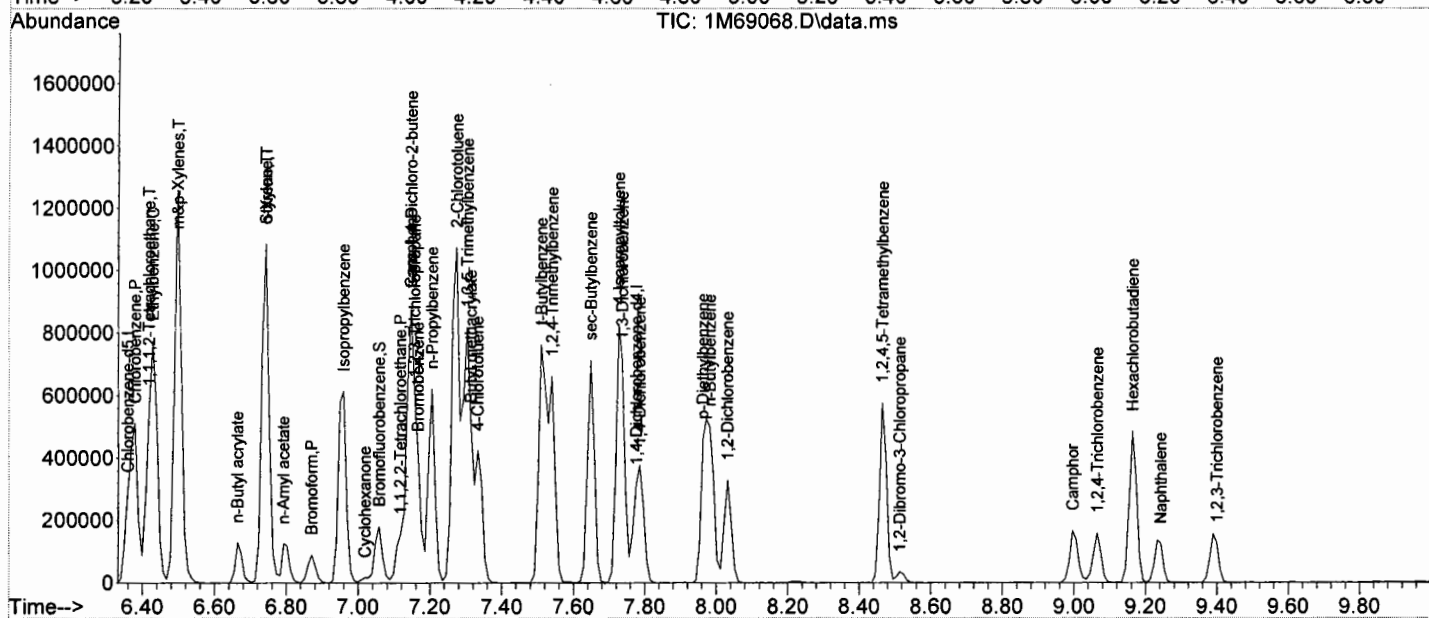
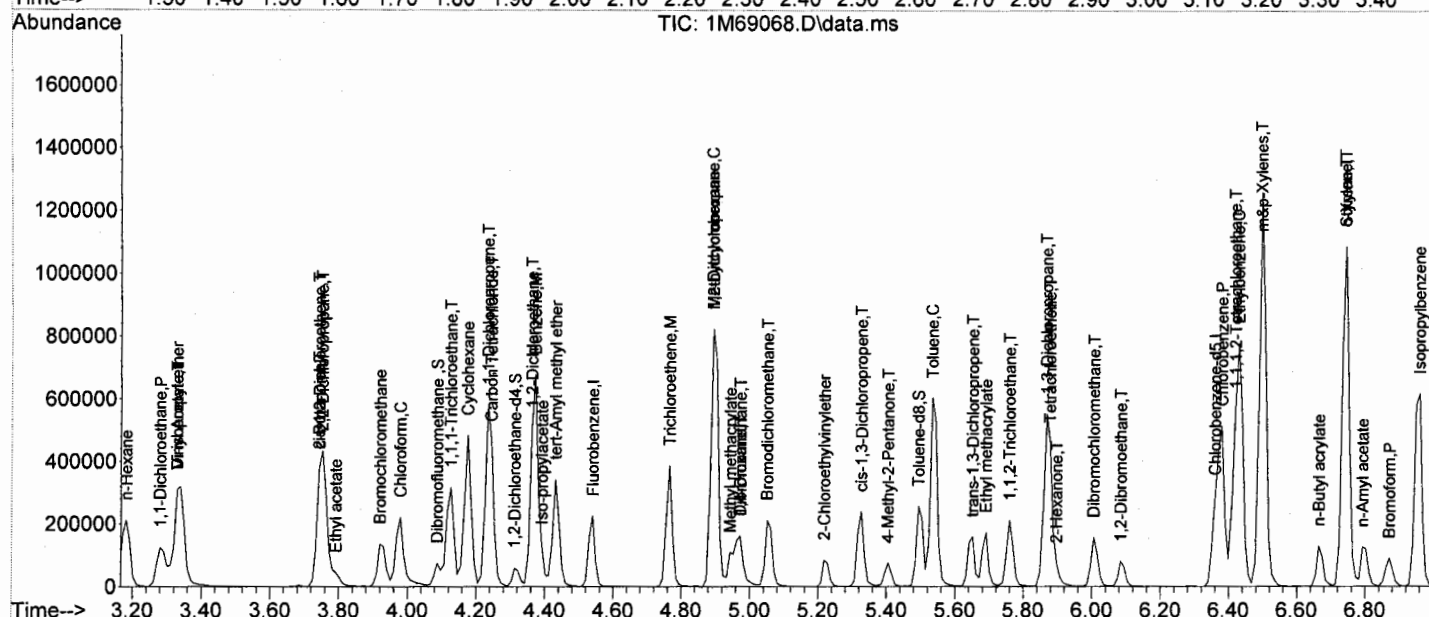
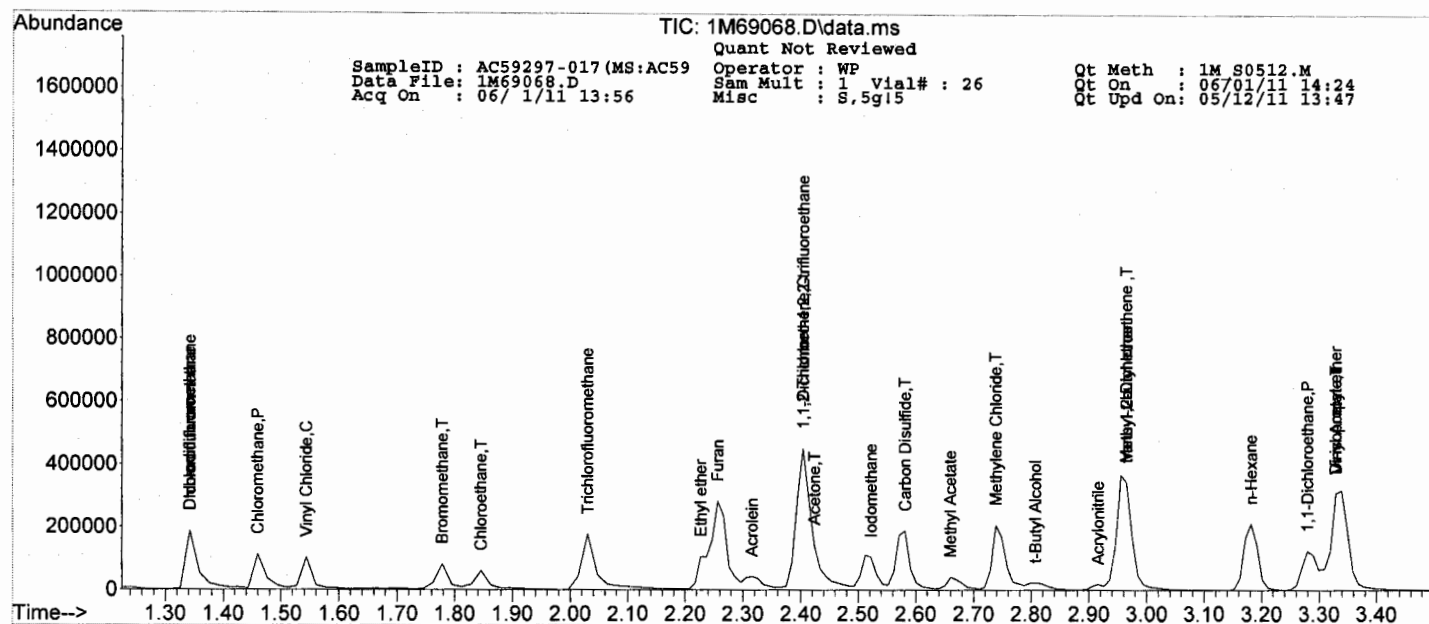
Quantitation Report (Not Reviewed)

SampleID : AC59297-017(MS:AC59 Operator : WP Qt Meth : 1M S0512.M
 Data File: 1M69068.D Sam Mult : 1 Vial# : 26 Qt On : 06/01/11 14:24
 Acq On : 06/ 1/11 13:56 Misc : S,5g!5 Qt Upd On: 05/12/11 13:47

Data Path : G:\GcMsData\2011\GCMS_1\Data\06-01-11\
 Qt Path : G:\GcMsData\2011\GCMS_1\MethodQt\
 Qt Resp Via : Initial Calibration

Compound	R.T.	QIon	Response	Conc	Units	Dev(Min)
69) Chlorobenzene	6.379	112	185032	40.6906	ug/l	98
71) n-Butyl acrylate	6.664	55	66483	34.7099	ug/l	94
72) n-Amyl acetate	6.792	43	63139	38.1313	ug/l	87
73) Bromoform	6.871	173	35045	38.9925	ug/l	99
74) Ethylbenzene	6.428	106	74144	42.6835	ug/l	87
75) 1,1,2,2-Tetrachloroethane	7.117	83	50855	44.5609	ug/l	98
77) Styrene	6.743	104	177784	40.4382	ug/l	97
78) m&p-Xylenes	6.497	106	260478	95.6251	ug/l	90
79) o-Xylene	6.743	106	134370	47.2124	ug/l	73
80) trans-1,4-Dichloro-2-b...	7.146	53	38436	58.7984	ug/l	84
81) 1,3-Dichlorobenzene	7.737	146	101877	28.9623	ug/l	93
82) 1,4-Dichlorobenzene	7.786	146	95250	28.7821	ug/l	95
83) 1,2-Dichlorobenzene	8.032	146	107147	35.2325	ug/l	91
84) Isopropylbenzene	6.960	105	352691	53.0192	ug/l	94
85) Cyclohexanone	7.019	55	7051	236.1054	ug/l	96
86) Camphene	7.146	93	174548	60.3797	ug/l	98
87) 1,2,3-Trichloropropane	7.156	75	59506	40.8386	ug/l	92
88) 2-Chlorotoluene	7.274	91	209386	48.9694	ug/l	96
90) 4-Chlorotoluene	7.333	91	143744	33.3953	ug/l	95
91) n-Propylbenzene	7.206	91	372872	44.7110	ug/l	97
92) Bromobenzene	7.166	77	197967	45.8431	ug/l	80
93) 1,3,5-Trimethylbenzene	7.304	105	301410	52.5148	ug/l	60
94) Butyl methacrylate	7.314	41	84641	46.9643	ug/l	71
95) t-Butylbenzene	7.511	119	326181	56.1809	ug/l	84
96) 1,2,4-Trimethylbenzene	7.540	105	296273	48.6802	ug/l	85
97) sec-Butylbenzene	7.648	105	388473	50.2398	ug/l	99
98) 4-Isopropyltoluene	7.727	119	302513	46.5667	ug/l	94
99) n-Butylbenzene	7.983	91	243583	31.4307	ug/l	93
100) p-Diethylbenzene	7.963	119	128628	36.5211	ug/l	94
101) 1,2,4,5-Tetramethylben...	8.465	119	261940	42.6447	ug/l	95
102) 1,2-Dibromo-3-Chloropr...	8.514	157	8875	39.9849	ug/l	70
103) Camphor	8.996	95	37384	369.4874	ug/l	90
104) Hexachlorobutadiene	9.163	225	91519	40.1582	ug/l	93
105) 1,2,4-Trichlorobenzene	9.065	180	41437	17.1092	ug/l	96
106) 1,2,3-Trichlorobenzene	9.399	180	47982	22.6273	ug/l	96
107) Naphthalene	9.242	128	100702	27.2466	ug/l	100

(#) = qualifier out of range (m) = manual integration (+) = signals summed



SampleID : AC59297-018 (MSD:AC5 Operator : WP Qt Meth : 1M_S0512.M
 Data File: 1M69069.D Sam Mult : 1 Vial# : 27 Qt On : 06/01/11 14:59
 Acq On : 06/ 1/11 14:12 Misc : S,5g!5 Qt Upd On: 05/12/11 13:47

Data Path : G:\GcMsData\2011\GCMS_1\Data\06-01-11\
 Qt Path : G:\GcMsData\2011\GCMS_1\MethodQt\
 Qt Resp Via : Initial Calibration

Compound	R.T.	QIon	Response	Conc	Units	Dev(Min)

Internal Standards						
4) Fluorobenzene	4.539	96	121341	30.00	ug/l	0.00
52) Chlorobenzene-d5	6.359	117	91513	30.00	ug/l	0.00
70) 1,4-Dichlorobenzene-d4	7.776	152	48051	30.00	ug/l	0.00
System Monitoring Compounds						
36) Dibromofluoromethane	4.086	111	30738	25.72	ug/l	0.00
Spiked Amount 30.000			Recovery	=	85.73%	
38) 1,2-Dichloroethane-d4	4.313	67	14653	24.69	ug/l	0.00
Spiked Amount 30.000			Recovery	=	82.30%	
66) Toluene-d8	5.493	98	123362	29.77	ug/l	0.00
Spiked Amount 30.000			Recovery	=	99.23%	
76) Bromofluorobenzene	7.058	174	41069	30.46	ug/l	0.00
Spiked Amount 30.000			Recovery	=	101.53%	
Target Compounds						
						Qvalue
5) Chlorodifluoromethane	1.348	51	107470	31.1078	ug/l	86
6) Dichlorodifluoromethane	1.348	85	52439	20.0283	ug/l	92
7) Chloromethane	1.465	50	62754	29.5667	ug/l	82
8) Bromomethane	1.784	94	32796	32.6450	ug/l	77
9) Vinyl Chloride	1.549	62	46869	27.6465	ug/l	95
10) Chloroethane	1.851	64	31892	34.0878	ug/l	90
11) Trichlorofluoromethane	2.036	101	121814	35.4496	ug/l	83
12) Ethyl ether	2.237	59	41079	35.1907	ug/l	85
13) Furan	2.257	39	155159	40.4042	ug/l	96
14) 1,1,2-Trichloro-1,2,2-...	2.404	101	66686	40.3401	ug/l	93
15) Methylene Chloride	2.749	84	55218	32.0444	ug/l	89
16) Acrolein	2.316	56	13228	82.2139	ug/l	97
17) Acrylonitrile	2.916	53	10361	28.3756	ug/l	85
18) Iodomethane	2.522	142	77105	35.8289	ug/l	94
19) Acetone	2.424	43	45732	179.0385	ug/l	100
20) Carbon Disulfide	2.581	76	144829	27.1707	ug/l	100
21) t-Butyl Alcohol	2.808	59	8620	119.6047	ug/l	85
22) n-Hexane	3.181	57	57566	25.2567	ug/l	73
23) Di-isopropyl-ether	3.339	45	200184	37.3333	ug/l	100
24) 1,1-Dichloroethene	2.404	61	95248	34.0938	ug/l	97
25) Methyl Acetate	2.660	43	32662	30.4376	ug/l	100
26) Methyl-t-butyl ether	2.955	73	100817	30.6930	ug/l	69
27) 1,1-Dichloroethane	3.280	63	105047	32.3134	ug/l	99
28) trans-1,2-Dichloroethene	2.965	96	50638	28.9643	ug/l	82
29) cis-1,2-Dichloroethene	3.742	61	101532	33.2799	ug/l	84
30) Bromochloromethane	3.919	49	47295	34.7014	ug/l	60
31) 2,2-Dichloropropane	3.752	77	92192	35.2223	ug/l	94
32) Ethyl acetate	3.791	43	24799	25.9213	ug/l	93
33) 1,4-Dioxane	4.972	88	15929	1429.8848	ug/l	88
34) 1,1-Dichloropropene	4.234	75	82183	31.1359	ug/l	99
35) Chloroform	3.978	83	110228	32.7773	ug/l	88
37) Cyclohexane	4.175	56	114436	35.8691	ug/l	96
39) 1,2-Dichloroethane	4.372	62	77031	34.0987	ug/l	90
40) 2-Butanone	3.742	43	14116	36.4235	ug/l	93
41) 1,1,1-Trichloroethane	4.126	97	112369	33.3487	ug/l	99
42) Carbon Tetrachloride	4.244	117	95742	34.1223	ug/l	94
43) Vinyl Acetate	3.329	43	122697	31.4828	ug/l	100
45) Bromodichloromethane	5.060	83	80328	28.6361	ug/l	96
46) Methylcyclohexane	4.903	83	118490	40.6682	ug/l	93
47) Dibromomethane	4.972	174	32102	27.9018	ug/l	93
48) 1,2-Dichloropropane	4.893	63	61107	34.4297	ug/l	92
49) Trichloroethene	4.765	130	62320	29.4305	ug/l	94
50) Benzene	4.372	78	231078	33.3886	ug/l	100
51) tert-Amyl methyl ether	4.431	73	114387	31.3100	ug/l	81
53) Iso-propylacetate	4.391	43	51897	31.5802	ug/l	84
54) Methyl methacrylate	4.942	41	30481	27.1627	ug/l	93
55) Dibromochloromethane	6.005	129	50036	31.0651	ug/l	94
56) 2-Chloroethylvinylether	5.228	63	20086	27.9412	ug/l	89
57) cis-1,3-Dichloropropene	5.326	75	72909	26.6115	ug/l	97
58) trans-1,3-Dichloropropene	5.651	75	48965	21.0871	ug/l	95
59) Ethyl methacrylate	5.690	41	37539	27.9208	ug/l	77
60) 1,1,2-Trichloroethane	5.759	97	40018	34.7657	ug/l	91
61) 1,2-Dibromoethane	6.084	107	32185	30.0178	ug/l	79
62) 1,3-Dichloropropane	5.867	76	69597	34.3315	ug/l	91
63) 4-Methyl-2-Pentanone	5.405	43	31285	32.3877	ug/l	91
64) 2-Hexanone	5.897	43	19285	26.3578	ug/l	87
65) Tetrachloroethene	5.877	164	62295	35.8630	ug/l	97
67) Toluene	5.542	92	151867	32.6783	ug/l	92
68) 1,1,1,2-Tetrachloroethane	6.418	133	62276	40.4509	ug/l	71

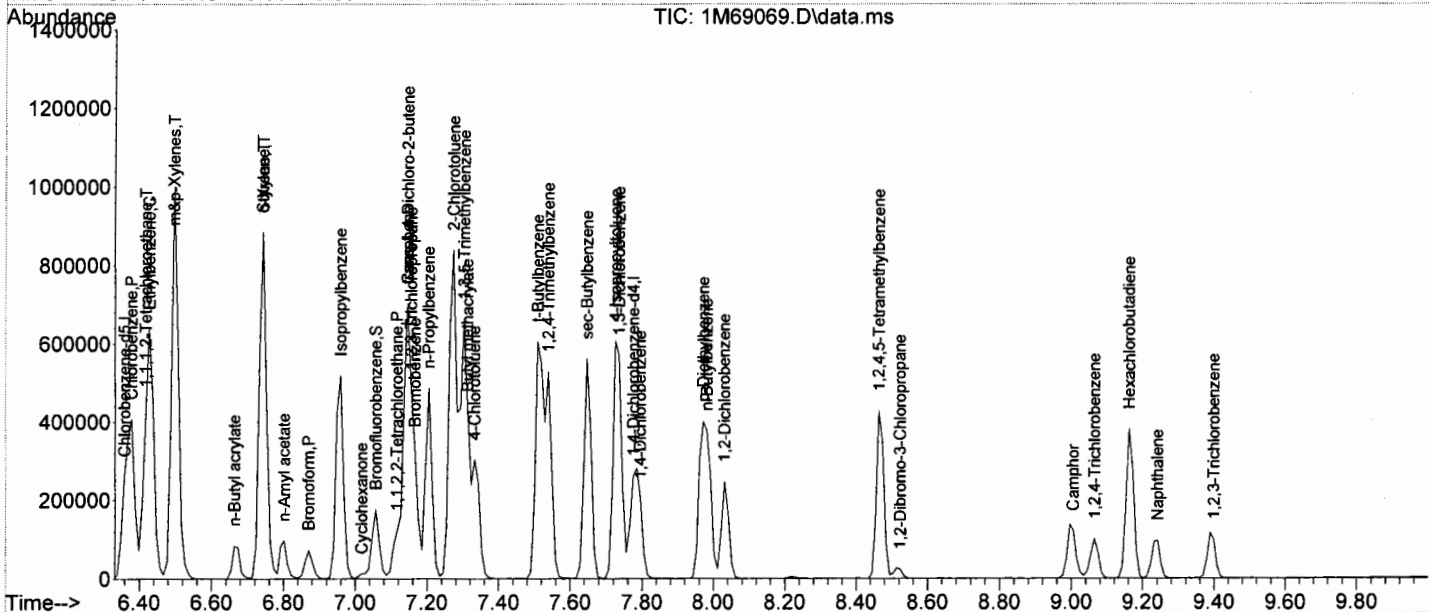
Quantitation Report (Not Reviewed)

SampleID : AC59297-018 (MSD:AC5) Operator : WP Qt Meth : 1M_S0512.M
 Data File: 1M69069.D Sam Mult : 1 Vial# : 27 Qt On : 06/01/11 14:59
 Acq On : 06/ 1/11 14:12 Misc : S,5g!5 Qt Upd On: 05/12/11 13:47

Data Path : G:\GcMsData\2011\GCMS_1\Data\06-01-11\
 Qt Path : G:\GcMsData\2011\GCMS_1\MethodQt\
 Qt Resp Via : Initial Calibration

Compound	R.T.	QIon	Response	Conc	Units	Dev(Min)
69) Chlorobenzene	6.379	112	144442	32.8109	ug/l	97
71) n-Butyl acrylate	6.664	55	47839	26.3130	ug/l	95
72) n-Amyl acetate	6.802	43	47134	29.9891	ug/l	81
73) Bromoform	6.871	173	27045	31.7021	ug/l	93
74) Ethylbenzene	6.428	106	57056	34.4166	ug/l	90
75) 1,1,2,2-Tetrachloroethane	7.117	83	42182	38.9397	ug/l	90
77) Styrene	6.743	104	136017	32.3927	ug/l	96
78) m&p-Xylenes	6.497	106	200118	76.7940	ug/l	92
79) o-Xylene	6.743	106	109072	40.0769	ug/l	78
80) trans-1,4-Dichloro-2-b...	7.146	53	29267	47.1684	ug/l	78
81) 1,3-Dichlorobenzene	7.736	146	71570	21.4355	ug/l	90
82) 1,4-Dichlorobenzene	7.795	146	65600	20.8837	ug/l	95
83) 1,2-Dichlorobenzene	8.031	146	84735	29.3543	ug/l	90
84) Isopropylbenzene	6.959	105	280867	44.4820	ug/l	94
85) Cyclohexanone	7.018	55	5969	210.5727	ug/l	90
86) Camphene	7.146	93	138921	50.6278	ug/l	98
87) 1,2,3-Trichloropropane	7.156	75	48186	34.8398	ug/l	92
88) 2-Chlorotoluene	7.274	91	161216	39.7220	ug/l	95
90) 4-Chlorotoluene	7.333	91	101304	24.7952	ug/l	93
91) n-Propylbenzene	7.205	91	282332	35.6665	ug/l	97
92) Bromobenzene	7.166	77	154399	37.6679	ug/l	78
93) 1,3,5-Trimethylbenzene	7.303	105	244354	44.8527	ug/l	65
94) Butyl methacrylate	7.313	41	65887	38.5152	ug/l	72
95) t-Butylbenzene	7.510	119	265981	48.2643	ug/l	84
96) 1,2,4-Trimethylbenzene	7.540	105	229214	39.6777	ug/l	82
97) sec-Butylbenzene	7.648	105	306354	41.7403	ug/l	99
98) 4-Isopropyltoluene	7.726	119	240092	38.9363	ug/l	94
99) n-Butylbenzene	7.982	91	180615	24.5531	ug/l	94
100) p-Diethylbenzene	7.972	119	96285	28.8013	ug/l	94
101) 1,2,4,5-Tetramethylben...	8.464	119	203674	34.9337	ug/l	92
102) 1,2-Dibromo-3-Chloropr...	8.523	157	6664	31.6306	ug/l	78
103) Camphor	9.005	95	32508	338.4929	ug/l	91
104) Hexachlorobutadiene	9.163	225	74387	34.3879	ug/l	93
105) 1,2,4-Trichlorobenzene	9.064	180	28782	12.5201	ug/l	92
106) 1,2,3-Trichlorobenzene	9.399	180	33597	16.6917	ug/l	94
107) Naphthalene	9.242	128	74133	21.1316	ug/l	100

(#) = qualifier out of range (m) = manual integration (+) = signals summed



GC/MS Volatile Data
Logbook Data



RUN LOG

Instrument: GCMS_1 Year: 20110229
Analyst: WP

1-1-1M68107

Data File	Sample Number	Flags	Comments	Reviewed By	Test Group	Matrix	Surr Dil	Sam Dil	Method(s)	Analysis Date
1M68107.D	BFB TUNE		V-111011,V-110414,V-115763	WP						05/12 08:37
1M68108.D	BLK	IsCnS8Anc	-	WP		Soil	1	1	8260	05/12 08:48
1M68109.D	CAL @ 0.5 PPB		B-10244	WP		Soil	1	1	624 8260	05/12 09:05
1M68110.D	CAL @ 1 PPB		B-10244	WP		Soil	1	1	624 8260	05/12 09:21
1M68111.D	CAL @ 2 PPB		B-10244	WP		Soil	1	1	624 8260	05/12 09:37
1M68112.D	CAL @ 5 PPB		B-10244	WP		Soil	1	1	624 8260	05/12 09:53
1M68113.D	CAL @ 500 PPB	Oc	B-10244	WP		Soil	1	1	624 8260	05/12 10:10
1M68114.D	CAL @ 250 PPB	Oc	B-10244	WP		Soil	1	1	624 8260	05/12 10:26
1M68115.D	CAL @ 100 PPB	Oc	B-10244	WP		Soil	1	1	624 8260	05/12 10:42
1M68116.D	CAL @ 50 PPB		B-10244	WP		Soil	1	1	624 8260	05/12 10:58
1M68117.D	CAL @ 20 PPB		B-10244	WP		Soil	1	1	624 8260	05/12 11:15
1M68118.D	ICV	IvoSd	V-115875	WP		Soil	2.5	1	8260	05/12 11:32
1M68119.D	BLK		-	WP		Soil	1	1	8260	05/12 11:48
1M68120.D	DAILY BLANK		OK	WP		Soil	1	1	8260	05/12 12:07
1M68121.D	MBS7666		OK MBS7666	WP		Soil	1	1	8260	05/12 12:23
1M68122.D	AC58853-010		OK	WP	VO-8260	Soil	1	1	8260	05/12 12:40
1M68123.D	AC58853-011		OK	WP	VO-8260	Soil	1	1	8260	05/12 12:56
1M68124.D	AC58853-014		OK	WP	VO-8260	Soil	1	1	8260	05/12 13:12
1M68125.D	AC58853-017		OK	WP	VO-8260	Soil	1	1	8260	05/12 13:28
1M68126.D	AC58853-001	Oc	OK	WP	VO-8260	Soil	1	1	8260	05/12 13:44
1M68127.D	BLK		-	WP		Soil	1	1	8260	05/12 14:01
1M68128.D	AC58853-003		OK	WP	VO-8260	Soil	1	1	8260	05/12 14:17
1M68129.D	BLK		OK	WP		Soil	1	1	8260	05/12 14:33
1M68130.D	AC58804-005	S8	RR-5G,dirtv	WP	VO10-8260	Soil	1	1	8260	05/12 14:49
1M68131.D	BLK		-	WP		Soil	1	1	8260	05/12 15:06
1M68132.D	AC58853-006		OK	WP	VO-8260	Soil	1	1	8260	05/12 15:22
1M68133.D	AC58853-008		OK	WP	VO-8260	Soil	1	1	8260	05/12 15:38
1M68134.D	AC58853-009	Oc	RR-1G,RR-MEXT	WP	VO-8260	Soil	1	1	8260	05/12 15:55
1M68135.D	BLK		-	WP		Soil	1	1	8260	05/12 16:11
1M68136.D	AC58853-019		OK MBS7666	WP	VOBTEX-826	Soil	1	1	8260	05/12 16:27
1M68137.D	BLK		-	WP		Soil	1	1	8260	05/12 16:43
1M68138.D	AC58804-005	S8Ao	Confirms surr.	KL	VO10-8260	Soil	1	1	8260	05/12 16:59
1M68139.D	BLK		-	WP		Soil	1	1	8260	05/12 17:15
1M68140.D	AC58853-001		OK	WP	VO-8260	Soil	1	1	8260	05/12 17:31
1M68141.D	BLK		-	WP		Soil	1	1	8260	05/12 17:48
1M68142.D	AC58853-009	S8Oc	RR-MEXT	WP	VO-8260	Soil	1	1	8260	05/12 18:04
1M68143.D	BLK		-	WP		Soil	1	1	8260	05/12 18:20
1M68144.D	AC58995-001(5X)	S8Oc	RR-MEXT	WP	VO-8260	Soil	1	5	8260	05/12 18:36
1M68145.D	MBS7671		OK MBS7671	WP		Soil	1	1	8260	05/12 18:52
1M68146.D	AC58853-019(MS)		OK MBS7666	WP	VOBTEX-826	Soil	1	1	8260	05/12 19:08
1M68147.D	AC58853-019(MSD)		OK MBS7666	WP	VOBTEX-826	Soil	1	1	8260	05/12 19:24

Anc	Area Not Checked	Ex	Extraction Performed Past Hold	Co	Warning Possible Carry Over
An	Area Out	Exm	Solvent Extraction Date Missing/Not check'd	CRN	Warning r30/r20... not checked
B8m	Blank 800 series mission	Ein	Trin/Solvent Extraction Date Missing/Not check'd	Cm	C30/C20 failed for enh
B8m	Blank 8000 series mission	Ein	Trin Extraction Performed Outside of Hold	EvF	Eval Mix Failed
Bnf	Blank Not Found/Assigned	Ev	Eval Time Exceeded	Evnc	Eval Mix Not Checked
C16	Calibration Column 1 Out (800 Series)	Hb	Analysis Before Collection Date	Evrc	Eval Mix missing dft or endrin
C18	Calibration Column 1 Out (8000 Series)	Hc	Sample Analyzed outside of hold time	R16, R26	Rnd Out on MsMsd (col1 and or col2) 800 series
C26	Calibration Column 2 Out (800 Series)	I16, I26	Initial cal 800 series failed Column 1 and or 2	R18, R28	Rnd Out on MsMsd (col1 and or col2) 8000 series
C28	Calibration Column 2 Out (8000 Series)	I18, I28	Initial cal 8000 series failed Column 1 and or 2	Rc	Retention Time Out Or %Diff Out
C8f	800 series sample/blank did not have nassino cal	Ix	Initial Cal Not Checked	Rn	Can't Calculate Drift
C8f	8000 series sample/blank did not have nassino cal	Iv	Pmb with calmt csv for init calibration check rfs	S6	800 series surrogate out
Cme	Endrin Cal mission for sample (8000 series)	Iw	Initial cal warning. Ini cal file <> method.	S8	8000 series surrogate out
Cn	Calibration Not Checked for sample/blank/eval	Ix	Initial Cal Files Not Updated Properly for a sample	Sa6, Sb6	Acid and or BN Surrogate Out (800 series)
D1o, D2n	Drift Out Column 1 or Column 2 Cals or Init Cals	M16a, M16b	Snake Out Col 1 and or Col 2 800 series	Sa8, Sb8	Acid and or BN Surrogate Out (8000 series)
Dnc	Drift Not Checked	M18a, M18b	Snake Out Col 1 800 series Acid and or BN	Sd	Surrogate Diluted Out
Dn	Drift Out	M18a, M18b	Snake Out Col 1 and or Col 2 8000 series	Snc	Surrogate Not Checked
Eha	An Extraction Before Collection Date	M18a, M18b	Snake Out Col 1 8000 series Acid and or BN	T15	Outside of 500 series Tune time
Emn	Problem Checkin Pmb/rundates modchecknregrund	Mnc	Snake Not Checked for this ms/mtd	T16	Outside of 800 series Tune time/Cal Time
En	Eval Time Not Checked	Oc	Warning Compound(s) Over Calibration	T18	Outside of 8000 series Tune time/Cal Time



RUN LOG

Instrument: GCMS_1 Year: 20110230
Analyst: WP

1-1-1M68767

Data File	Sample Number	Flags	Comments	Reviewed By	Test Group	Matrix	Surr Dil	Sam Dil	Method(s)	Analysis Date
1M68767.D	BFB TUNE		V-111011.V-116940.V-109108.V-11576	DB						05/26 14:22
1M68768.D	50 PPB	CnSdAnc	-	DB		Soil	0.4	1	8260	05/26 14:31
1M68770.D	CAL @ 50 PPB	C16	OK	DB		Soil	0.4	1	624 8260	05/26 15:07
1M68771.D	BLK		-	DB		Soil	1	1	8260	05/26 15:30
1M68772.D	DAILY BLANK		OK	DB		Soil	1	1	8260	05/26 15:47
1M68773.D	MBS9696		OK MBS9696	DB		Soil	1	1	8260	05/26 16:04
1M68774.D	AC59206-005		OK	DB	VO-8260	Soil	1	1	8260	05/26 16:21
1M68775.D	AC59206-006	Ao	2ND RUN	DB	VO-8260	Soil	1	1	8260	05/26 16:37
1M68776.D	AC59257-001	S8Ao	2ND RUN	DB	VO-8260	Soil	1	1	8260	05/26 16:54
1M68777.D	AC59221-001		OK	DB	VO-8260	Soil	1	1	8260	05/26 17:10
1M68778.D	AC59221-002	Oc	RR-1q	DB	VO-8260	Soil	1	1	8260	05/26 17:27
1M68779.D	AC59221-003		OK	DB	VO-8260	Soil	1	1	8260	05/26 17:44
1M68780.D	AC59221-004	Oc	RR-1q	DB	VO-8260	Soil	1	1	8260	05/26 18:00
1M68781.D	AC59221-006		OK MBS9710	DB	VO-8260	Soil	1	1	8260	05/26 18:17
1M68782.D	AC59221-007		OK MBS9714	DB	VO-8260	Soil	1	1	8260	05/26 18:34
1M68783.D	AC59221-008		OK	DB	VO-8260	Soil	1	1	8260	05/26 18:50
1M68784.D	AC59221-009		OK	DB	VO-8260	Soil	1	1	8260	05/26 19:07
1M68785.D	AC59221-010	S8Ao	RR-5q MBS9703	DB	VO-8260	Soil	1	1	8260	05/26 19:23
1M68786.D	AC59221-011(MS:A	S8Ao	RR-5q	DB	VO-8260	Soil	1	1	8260	05/26 19:40
1M68787.D	AC59221-012(MSD:A		RR-5q	DB	VO-8260	Soil	1	1	8260	05/26 19:57
1M68788.D	AC59221-013	S8Ao	RR-5q	DB	VO-8260	Soil	1	1	8260	05/26 20:13
1M68789.D	AC59266-001		OK MBS9750	DB	VO-8260	Soil	1	1	8260	05/26 20:30
1M68790.D	AC59266-002		OK MBS9769	DB	VO-8260	Soil	1	1	8260	05/26 20:46
1M68791.D	AC59266-003		OK MBS9742	DB	VO-8260	Soil	1	1	8260	05/26 21:03
1M68792.D	AC59266-004		OK MBS9733	DB	VO-8260	Soil	1	1	8260	05/26 21:19
1M68793.D	BLK		-	DB		Soil	1	1	8260	05/26 21:36
1M68794.D	BLK		OK	DB		Soil	1	1	8260	05/26 21:53
1M68795.D	MBS9697		OK MBS9697	DB		Soil	1	1	8260	05/26 22:09
1M68796.D	MBS9698		MBS9698			Soil	1	1	8260	05/26 22:26
1M68797.D	AC59282-001		OK	DB	VO-8260	Soil	1	1	8260	05/26 22:42
1M68798.D	BLK		-	DB		Soil	1	1	8260	05/26 22:59
1M68799.D	AC59284-008	S8Ao	RR-5q	DB	VO-8260	Soil	1	1	8260	05/26 23:16
1M68800.D	BLK		-	DB		Soil	1	1	8260	05/26 23:32
1M68801.D	AC59281-001(5X)	S8	RR-1q	DB	VO-8260	Soil	1	5	8260	05/26 23:49
1M68802.D	AC59221-005		OK	DB	VO-8260	Soil	1	1	8260	05/27 00:05
1M68803.D	BLK		-	DB		Soil	1	1	8260	05/27 00:22
1M68804.D	BLK		-	DB		Soil	1	1	8260	05/27 00:38
1M68805.D	BLK		-	DB		Soil	1	1	8260	05/27 00:55
1M68806.D	BLK		-	DB		Soil	1	1	8260	05/27 01:12

Anc	Area Not Checked	Ex	Extraction Performed Past Hold	Co	Warning Possible Carry Over
An	Area Out	Exm	Solvent Extraction Date Missing/Not checked	CRN	Warning c30/c20... not checked
Bm	Blank 8000 series missing	En	Tolu/Solvent Extraction Date Missing/Not checked	Cr	C30/C20 failed for each
Bm	Blank 8000 series missing	En	Tolu Extraction Performed Outside of Hold	EvF	Eval Mix Failed
Bnf	Blank Not Found/Assigned	Ev	Eval Time Exceeded	Evnc	Eval Mix Not Checked
C16	Calibration Column 1 Out (8000 Series)	Hb	Analysis Before Collection Date	Evrc	Eval Mix missing drift or andrin
C18	Calibration Column 1 Out (8000 Series)	Hn	Sample Analyzed outside of hold time	R16 R26	Rnd Out on MsMsd (col1 and or col2) 8000 series
C28	Calibration Column 2 Out (8000 Series)	I16 I26	Initial cal 8000 series failed Column 1 and or 2	R18 R28	Rnd Out on MsMsd (col1 and or col2) 8000 series
C28	Calibration Column 2 Out (8000 Series)	I18 I28	Initial cal 8000 series failed Column 1 and or 2	Rn	Retention Time Out Or %Diff Out
Cbf	8000 series sample/blank did not have missing cal	Is	Initial Cal Not Checked	Rtn	Can't Calculate Drift
Cbf	8000 series sample/blank did not have missing cal	Iv	Prob with calml csv for initial calibration check rfs	S5	8000 series surrogate out
Cme	Endrin Cal missing for sample (8000 series)	Iw	Initial cal warning... ini cal file <> method	S8	8000 series surrogate not
Cn	Calibration Not Checked for sample/blank/eval	Iz	Initial Cal Files Not Updated Properly for a sample	Sa6 Sb6	Acrid and nr BN Surrogate Out (8000 series)
D1n D2n	Drift Out Column 1 or Column 2 Cals or Init Cals	M16 M26	Snake Out Col 1 and nr Col 2 8000 series	Sa8 Sb8	Acrid and nr BN Surrogate Out (8000 series)
Dnc	Drift Not Checked	M16a M16b	Snake Out Col 1 8000 series Acrid and nr BN	Sd	Surrogate Diluted Out
Dn	Drift Out	M18 M28	Snake Out Col 1 and or Col 2 8000 series	Snc	Surrogate Not Checked
Eba	An Extraction Before Collection Date	M18a M18b	Snake Out Col 1 8000 series Acrid and nr BN	T15	Outside of 500 series Tune time
Emo	Problem Checking Prep/updates modcheck/retrnd	Mnc	Snake Not Checked for this ms/msd	T16	Outside of 8000 series Tune time/Cal Time
En	Eval Time Not Checked	Oc	Warning Compound(s) Over Calibration	T18	Outside of 8000 series Tune time/Cal Time



RUN LOG

Instrument: GCMS_1 Year: 20110231
Analyst: SG

1-1-M68813

Data File	Sample Number	Flags	Comments	Reviewed By	Test Group	Matrix	Surr Dil	Sam Dil	Method(s)	Analysis Date
1M68813.D	BFB TUNE		V-111011.V-117129.V-109108.V-116383	DB						05/27 07:24
1M68815.D	CAL @ 50 PPB	C16	OK	DB		Soil	0.4	1	624 8260	05/27 07:50
1M68816.D	BLK		-	DB		Soil	1	1	8260	05/27 08:07
1M68817.D	DAILY BLANK		OK	DB		Soil	1	1	8260	05/27 08:24
1M68818.D	MBS9703		OK MBS9703	DB		Soil	1	1	8260	05/27 08:41
1M68819.D	BLK		-	DB		Soil	1	1	8260	05/27 08:58
1M68820.D	BLK		-	DB		Soil	1	1	8260	05/27 09:15
1M68821.D	AC59221-010	S8Ao	2ND RUN	DB	VO-8260	Soil	1	1	8260	05/27 09:32
1M68822.D	AC59221-011(MS:A018)	M18	OK MBS9703	DB	VO-8260	Soil	1	1	8260	05/27 09:48
1M68823.D	AC59221-012(MSD:R18)	R18	OK MBS9703	DB	VO-8260	Soil	1	1	8260	05/27 10:05
1M68824.D	AC59221-013		OK	DB	VO-8260	Soil	1	1	8260	05/27 10:22
1M68825.D	AC59221-002(5X)		OK	DB	VO-8260	Soil	1	5	8260	05/27 10:38
1M68826.D	AC59221-004(5X)		OK	DB	VO-8260	Soil	1	5	8260	05/27 10:55
1M68827.D	BLK		-	DB		Soil	1	1	8260	05/27 11:12
1M68828.D	AC59243-001		OK	DB	VO15-8260	Soil	1	1	8260	05/27 11:28
1M68829.D	AC59203-004	Ao	2ND RUN	DB	VO10-8260	Soil	1	1	8260	05/27 11:45
1M68830.D	AC59203-011	Ao	2ND RUN	DB	VO10-8260	Soil	1	1	8260	05/27 12:02
1M68831.D	AC59145-006	S8Ao	RR-5q see below	DB	VO10-8260	Soil	1	1	8260	05/27 12:18
1M68832.D	AC59191-001	Ao	RR-5q	DB	VO10-8260	Soil	1	1	8260	05/27 12:35
1M68833.D	AC59130-002	S8Ao	RR-5q	DB	VO10-8260	Soil	1	1	8260	05/27 12:52
1M68834.D	BLK		OK	DB		Soil	1	1	8260	05/27 13:08
1M68835.D	AC59145-006	S8Ao	2ND RUN	DB	VO10-8260	Soil	1	1	8260	05/27 13:25
1M68836.D	AC59284-008	S8AoOc	2ND RUN	DB	VO-8260	Soil	1	1	8260	05/27 13:42
1M68837.D	AC59281-001(5X)		OK	DB	VO-8260	Soil	1	5	8260	05/27 13:58
1M68838.D	MBS9710		OK MBS9710	DB		Soil	1	1	8260	05/27 14:15
1M68839.D	AC59221-006(MS)		OK MBS9710	DB	VO-8260	Soil	1	1	8260	05/27 14:31
1M68840.D	AC59221-006(MSD)		OK MBS9710	DB	VO-8260	Soil	1	1	8260	05/27 14:48
1M68841.D	AC59222-002		OK	DB	VO10-8260	Soil	1	1	8260	05/27 15:05
1M68842.D	AC59130-002	S8Ao	2ND RUN	DB	VO10-8260	Soil	1	1	8260	05/27 15:22
1M68843.D	BLK		-	DB		Soil	1	1	8260	05/27 15:38
1M68844.D	AC59259-008		OK	DB	VO10-8260	Soil	1	1	8260	05/27 15:55
1M68845.D	AC59259-003		OK	DB	VO10-8260	Soil	1	1	8260	05/27 16:11
1M68846.D	AC59236-001		OK	DB	VO10-8260	Soil	1	1	8260	05/27 16:28
1M68847.D	AC59236-003		OK	DB	VO10-8260	Soil	1	1	8260	05/27 16:44
1M68848.D	AC59236-002		OK	DB	VO10-8260	Soil	1	1	8260	05/27 17:01
1M68849.D	AC59236-004		OK	DB	VO10-8260	Soil	1	1	8260	05/27 17:18
1M68851.D	MBS9732		- MBS9732	DB		Soil	1	1	8260	05/27 17:41

Ans	Area Not Checked	En	Extraction Performed Past Hold	Cn	Warninn Possible Carry Over
An	Area Out	Exm	Solvent Extraction Date Missing/Not check'd	CRN	Warninn r30/r20... not checked
Bbm	Blank 800 series missing	Et	Totl/Solvent Extraction Date Missing/Not check'd	Cm	C30/C20 failed for sol
Bm	Blank 8000 series missing	Et	Totl Extraction Performed Outside of Hold	EvF	Eval Mix Failed
Bnf	Blank Nnt Found/Assigned	Ev	Eval Time Exceeded	Evnc	Eval Mix Not Checked
C16	Calibration Column 1 Out (800 Series)	Hb	Analysis Before Collection Date	Evrc	Eval Mix missing ddt or andrin
C18	Calibration Column 1 Out (8000 Series)	Hn	Sample Analyzed outside of hold time	R16 R26	Ret Out on MsMsd (col1 and or col2) 800 series
C26	Calibration Column 2 Out (800 Series)	I16 I26	Initial cal 800 series failed Column 1 and nr 2	R18 R28	Ret Out on MsMsd (col1 and or col2) 8000 series
C28	Calibration Column 2 Out (8000 Series)	I18 I28	Initial cal 8000 series failed Column 1 and nr 2	Ro	Retention Time Out Or %Diff Out
C8f	800 series sample/blank did not have nassinn cal	Is	Initial Cal Not Checked	Rtn	Can't Calculate Drift
C8f	8000 series sample/blank did not have nassinn cal	Iv	Prob with calint.csv for init calibration check rfs	S8	800 series surrogate nut
Cma	Endrin Cal missing for sample (8000 series)	Iw	Initial cal warninn .ini cal file <> method.	S8	8000 series surrogate nut
Cn	Calibration Not Checked for sample/blank/eval	Ix	Initial Cal Files Not Updated Properly for a samol	Sa8 Sb8	Acid and or BN Surrogate Out (800 series)
D1n D2n	Drift Out Column 1 or Column 2 Cals or Init Cals	M16 M26	Snake Out Col 1 and or Col 2 800 series	Sa8 Sb8	Acid and or BN Surrogate Out (8000 series)
Dnc	Drift Nnt Checked	M18a M18b	Snake Out Col 1 800 series Acid and or BN	Sd	Surrogate Diluted Out
Do	Drift Out	M18 M28	Snake Out Col 1 and or Col 2 8000 series	Snc	Surrogate Nnt Checked
E8a	An Extraction Before Collection Date	M18a M18b	Snake Out Col 1 8000 series Acid and or BN	T15	Outside of 500 series Tune time
Emn	Problem Checkinn Prep/nindates modchecknrendn	Mnc	Snake Nnt Checked for this ms/msd	T16	Outside of 800 series Tune time/Cal Time
En	Eval Time Not Checked	Oc	Warninn Compound(s) Over Calibration	T18	Outside of 8000 series Tune time/Cal Time



RUN LOG

Instrument: GCMS_1 Year: 2010232

Analyst: WP

1-1-1M69042

Data File	Sample Number	Flags	Comments	6/7/11 By	Reviewed	Test Group	Matrix	Surr Dil	Sam Dil	Method(s)	Analysis Date
1M69042.D	BFB TUNE		V-111011.V-117303.V-109108.V-11713	DB							06/01 06:37
1M69044.D	CAL @ 50 PPB	C16	OK	DB			Soil	0.4	1	624 8260	06/01 07:04
1M69045.D	BLK		-	DB			Soil	1	1	8260	06/01 07:21
1M69046.D	DAILY BLANK		OK	DB			Soil	1	1	8260	06/01 07:39
1M69047.D	MBS9764		OK MBS9764	DB			Soil	1	1	8260	06/01 07:55
1M69048.D	BLK		-	DB			Soil	1	1	8260	06/01 08:12
1M69049.D	AC59205-012	S8Ao	-	DB		VO-8260	Soil	1	1	8260	06/01 08:29
1M69050.D	AC59205-003	S8Ao	2ND RUN	DB		VO10-8260	Soil	1	1	8260	06/01 08:46
1M69051.D	AC59410-001		OK	DB		VO-8260	Soil	1	1	8260	06/01 09:05
1M69052.D	BLK		-	DB			Soil	1	1	8260	06/01 09:22
1M69053.D	BLK		-	DB			Soil	1	1	8260	06/01 09:41
1M69054.D	AC59230-002		OK	DB		VO10-8260	Soil	1	1	8260	06/01 10:00
1M69055.D	AC59422-001		OK	DB		VO10-8260	Soil	1	1	8260	06/01 10:17
1M69056.D	AC59422-003		OK	DB		VO10-8260	Soil	1	1	8260	06/01 10:33
1M69057.D	AC59424-001		OK	DB		VO10-8260	Soil	1	1	8260	06/01 10:50
1M69058.D	AC59424-002		OK	DB		VO10-8260	Soil	1	1	8260	06/01 11:07
1M69059.D	BLK		-	DB			Soil	1	1	8260	06/01 11:23
1M69060.D	AC59366-013	S8Oc	2ND RUN	DB		VO10-8260	Soil	1	1	8260	06/01 11:40
1M69061.D	MBS9769		OK MBS9769	DB			Soil	1	1	8260	06/01 11:57
1M69062.D	BLK		-	DB			Soil	1	1	8260	06/01 12:14
1M69063.D	AC59305-002	Ao	OK	DB		VO-8260	Soil	1	1	8260	06/01 12:33
1M69064.D	BLK		-	DB			Soil	1	1	8260	06/01 12:51
1M69065.D	AC59305-004		OK	DB		VO-8260	Soil	1	1	8260	06/01 13:07
1M69066.D	BLK		-	DB			Soil	1	1	8260	06/01 13:24
1M69067.D	AC59297-016		OK MBS9764	DB		VO-8260	Soil	1	1	8260	06/01 13:41
1M69068.D	AC59297-017(MS:AC)		OK MBS9764	DB		VO-8260	Soil	1	1	8260	06/01 13:56
1M69069.D	AC59297-018(MSD:A)		OK MBS9764	DB		VO-8260	Soil	1	1	8260	06/01 14:12
1M69070.D	AC59266-002(MS)		OK MBS9769	DB		VO-8260	Soil	1	1	8260	06/01 14:28
1M69071.D	AC59266-002(MSD)		OK MBS9769	DB		VO-8260	Soil	1	1	8260	06/01 14:45
1M69072.D	BLK		-	DB			Soil	1	1	8260	06/01 15:01
1M69073.D	AC59385-001		OK	DB		VO10-8260	Soil	1	1	8260	06/01 15:17
1M69074.D	AC59385-002		OK	DB		VO10-8260	Soil	1	1	8260	06/01 15:33
1M69075.D	AC59385-003		OK	DB		VO10-8260	Soil	1	1	8260	06/01 15:49
1M69076.D	AC59385-004		OK	DB		VO10-8260	Soil	1	1	8260	06/01 16:05
1M69077.D	BLK		OK	DB			Soil	1	1	8260	06/01 16:21
1M69078.D	AC59423-001	S8Oc	RR-5q - DIRTY	DB		VO10-8260	Soil	1	1	8260	06/01 16:38
1M69079.D	BLK		-	DB			Soil	1	1	8260	06/01 16:54
1M69080.D	MBS9773		OK MBS9773	DB			Soil	1	1	8260	06/01 17:10
1M69081.D	AC59424-003		OK	DB		VO10-8260	Soil	1	1	8260	06/01 17:26
1M69082.D	AC59328-003		OK	DB		VO10-8260	Soil	1	1	8260	06/01 17:42
1M69083.D	BLK		-	DB			Soil	1	1	8260	06/01 17:58
1M69084.D	BLK		-	DB			Soil	1	1	8260	06/01 18:14

Anc	Area Not Checked	En	Extraction Performed Past Hold	Cn	Warning Possible Carry Over
Am	Area Out	Em	Solvent Extraction Data Missing/Not check'd	CRN	Warning c30/c20 ... not checked
B6m	Blank 800 series missing	Et	Train/Solvent Extraction Data Missing/Not check'd	Cr	C30/C20 failed for eoh
B8m	Blank 8000 series missing	Et	Train Extraction Performed Outside of Hold	EvF	Eval Mix Failed
Bnf	Blank Not Found/Actioned	Ev	Eval Time Exceeded	Evnc	Eval Mix Not Checked
C16	Calibration Column 1 Out (800 Series)	Hb	Analysis Before Collection Data	Evnc	Eval Mix missing dft or andrin
C18	Calibration Column 1 Out (8000 Series)	Hb	Sample Analyzed outside of hold time	R16 R26	Rnd Out on MsMsd (col1 and or col2) 800 series
C26	Calibration Column 2 Out (800 Series)	I16 I26	Initial cal 800 series failed Column 1 and or 2	R16 R26	Rnd Out on MsMsd (col1 and or col2) 8000 series
C28	Calibration Column 2 Out (8000 Series)	I16 I26	Initial cal 8000 series failed Column 1 and or 2	Rn	Retention Time Out Or %Diff Out
C8f	800 series sample/blank did not have nassinn cal	Is	Initial Cal Not Checked	Rtn	Can't Calculate Drift
C8f	8000 series sample/blank did not have nassinn cal	Iv	Pmb with calmt csv for init calibration check rfs	S6	800 series surrogate out
Cma	Endion Cal missing for sample (8000 series)	Iw	Initial cal warning. Ini cal file <> method.	S8	8000 series surrogate out
Cn	Calibration Not Checked for sample/blank/eval	Ix	Initial Cal Files Not Updated Properly for a sample	Sa6 Sb6	Acid and or BN Surrogate Out (800 series)
D1n D2n	Drift Out Column 1 or Column 2 Cals or Init Cals	M16 M26	Snake Out Col 1 and or Col 2 800 series	Sa6 Sb6	Acid and or BN Surrogate Out (8000 series)
Dnc	Drift Not Checked	M16a M16b	Snake Out Col 1 800 series Acid and or BN	Sd	Surrogate Diluted Out
Dn	Drift Out	M16 M26	Snake Out Col 1 and or Col 2 8000 series	Snc	Surrogate Not Checked
Eba	An Extraction Before Collection Data	M16a M16b	Snake Out Col 1 8000 series Acid and or BN	T15	Outside of 500 series Tune time
Emn	Problem Checkin Pmb/ninfates mndcheckninfates	Mnc	Snake Not Checked for this ms/msd	T16	Outside of 800 series Tune time/Cal Time
En	Eval Time Not Checked	Oc	Warning Compound(s) Over Calibration	T18	Outside of 8000 series Tune time/Cal Time

Veritech Internally Prepared Standard Log

Veritech Lot Number: V-88943



Prepared By: Revolus, Jean		Department: Organics	ApprovedBy: jean	
Description: Voa extra add mix		BatchNumber:	ApproveDate: 09/23/10	
Prep Date: 6/21/2010		Concentration: 2000-20000 p	Checked: Yes	
Expiration Date: 6/21/2011		Final Volume: 10 ml		
Veritech Lot# /Rec#	Lot Description	Amount Used	Conc of Std	Final Conc
5013	d-Camphor	200 mg	NEAT	20000 ppm
5014	Camphene	20 mg	NEAT	2000 ppm
4995	METHANOL	10 ml	neat neat	

Veritech Lot Number: V-91412



Prepared By: Revolus, Jean		Department: Organics	ApprovedBy: jean	
Description: 1,4-Dioxane-d8 Solution		BatchNumber:	ApproveDate: 11/15/10	
Prep Date: 7/22/2010		Concentration: 2000 ppm	Checked: Yes	
Expiration Date: 7/22/2011		Final Volume: 10 ml		
Veritech Lot# /Rec#	Lot Description	Amount Used	Conc of Std	Final Conc
4995	METHANOL	10 ml	neat neat	
5086	1,4-Dioxane-d8	20 mg	NEAT	2000 ppm

Veritech Lot Number: V-93698



Prepared By: Revolus, Jean		Department: Organics	ApprovedBy: jean	
Description: Voa Extra Add mix 2		BatchNumber:	ApproveDate: 09/24/10	
Prep Date: 8/19/2010		Concentration: 5000 ppm	Checked: Yes	
Expiration Date: 8/19/2011		Final Volume: 5 ml		
Veritech Lot# /Rec#	Lot Description	Amount Used	Conc of Std	Final Conc
5101	Methyl methacrylate	25 mg	Neat	5000 ppm
5100	Ethyl Methacrylate	25 mg	Neat	5000 ppm
5099	Butyl methacrylate	25 mg	Neat	5000 ppm
5098	n-Butyl acrylate	25 mg	Neat	5000 ppm
5097	n-Amyl acetate	25 mg	Neat	5000 ppm
5096	Iso-propyl acetate	25 mg	Neat	5000 ppm
5095	Ethyl acetate	25 mg	Neat	5000 ppm
5185	METHANOL	5 ml	neat neat	

Veritech Lot Number: V-93699



Prepared By: Revolus, Jean		Department: Organics	ApprovedBy: jean	
Description: Voa Extra Add mix 2(2nd source)		BatchNumber:	ApproveDate: 09/24/10	
Prep Date: 8/19/2010		Concentration: 5000 ppm	Checked: Yes	
Expiration Date: 8/19/2011		Final Volume: 5 ml		
Veritech Lot# /Rec#	Lot Description	Amount Used	Conc of Std	Final Conc
5101	Methyl methacrylate	25 mg	Neat	5000 ppm
5100	Ethyl Methacrylate	25 mg	Neat	5000 ppm
5099	Butyl methacrylate	25 mg	Neat	5000 ppm
5098	n-Butyl acrylate	25 mg	Neat	5000 ppm
5097	n-Amyl acetate	25 mg	Neat	5000 ppm
5096	Iso-propyl acetate	25 mg	Neat	5000 ppm
5095	Ethyl acetate	25 mg	Neat	5000 ppm
5185	METHANOL	5 ml	neat neat	

Veritech Internally Prepared Standard Log

Veritech Lot Number: V-105159



Prepared By: Batelli, Daniel		Department: Organics	ApprovedBy: DAN	
Description: VOA ADD MIX		BatchNumber:	ApproveDate: 01/05/11	
Prep Date: 1/4/2011		Concentration: 5000 ppm	Checked: Yes	
Expiration Date: 1/4/2012		Final Volume: 10 ml		
Veritech Lot# /Rec#	Lot Description	Amount Used	Conc of Std	Final Conc
2889	1,2,4,5-TETRAMETHYLBENZENE	50 mg	NEAT	5000 ppm
5532	p-Diethylbenzene	50 mg	Neat neat	5000 ppm
5533	p-Ethyltoluene	50 mg	Neat neat	5000 ppm
5531	Cyclohexanone	250 mg	Neat neat	25000 ppm
1230	METHANOL		NEAT	

Veritech Lot Number: V-105161



Prepared By: Batelli, Daniel		Department: Organics	ApprovedBy: DAN	
Description: VOA ADD MIX(2nd Source)		BatchNumber:	ApproveDate: 01/05/11	
Prep Date: 1/4/2011		Concentration: 5000 ppm	Checked: Yes	
Expiration Date: 1/4/2012		Final Volume: 10 ml		
Veritech Lot# /Rec#	Lot Description	Amount Used	Conc of Std	Final Conc
2889	1,2,4,5-TETRAMETHYLBENZENE	50 mg	NEAT	5000 ppm
5532	p-Diethylbenzene	50 mg	Neat neat	5000 ppm
5533	p-Ethyltoluene	50 mg	Neat neat	5000 ppm
5531	Cyclohexanone	250 mg	Neat neat	25000 ppm
1230	METHANOL		NEAT	

Veritech Lot Number: V-106417



Prepared By: Revulus, Jean		Department: Organics	ApprovedBy: jean	
Description: Ethyl ether/Furan Mix		BatchNumber:	ApproveDate: 02/03/11	
Prep Date: 1/19/2011		Concentration: 5000 ppm	Checked: Yes	
Expiration Date: 1/10/2012		Final Volume: 10 ml		
Veritech Lot# /Rec#	Lot Description	Amount Used	Conc of Std	Final Conc
5555	Ethyl ether	50 mg	NEAT	5000 ppm
5559	Furan	50 mg	NEAT	5000 ppm
5544	Methanol	10 ml	neat neat	

Veritech Lot Number: V-106418



Prepared By: Revulus, Jean		Department: Organics	ApprovedBy: jean	
Description: Ethyl ether/Furan Mix(2nd Source)		BatchNumber:	ApproveDate: 02/03/11	
Prep Date: 1/19/2011		Concentration: 5000 ppm	Checked: Yes	
Expiration Date: 1/10/2012		Final Volume: 10 ml		
Veritech Lot# /Rec#	Lot Description	Amount Used	Conc of Std	Final Conc
5555	Ethyl ether	50 mg	NEAT	5000 ppm
5559	Furan	50 mg	NEAT	5000 ppm
5544	Methanol	10 ml	neat neat	

Veritech Lot Number: V-109108



Prepared By: Previlon, Wilner		Department: Organics	ApprovedBy: dan	
Description: SIM IS/SURR MIX		BatchNumber:	ApproveDate: 02/24/11	
Prep Date: 2/24/2011		Concentration: 25/250 ppm	Checked: Yes	
Expiration Date: 7/22/2011		Final Volume: 10 ml		
Veritech Lot# /Rec#	Lot Description	Amount Used	Conc of Std	Final Conc
5513	524 FORTIFICATION MIX	125 ul	2000 ppm	25 ppm
1230	METHANOL	9625 ul	NEAT	
v-91412	1,4-Dioxane-d8 Solution	250 ul	2000 ppm	50 ppm

Veritech Internally Prepared Standard Log

Veritech Lot Number: V-110205



Prepared By: Revolus, Jean		Department: Organics	ApprovedBy: jean	
Description: VOA STOCK INT/SURR MIX		BatchNumber:	ApproveDate: 03/09/11	
Prep Date: 3/9/2011		Concentration: 1500 ppm	Checked: Yes	
Expiration Date: 3/9/2012		Final Volume: 100 ml		
Veritech Lot# /Rec#	Lot Description	Amount Used	Conc of Std	Final Conc
3178	1,2-Dichloroethane-d4	150 mg	NEAT	1500 ppm
1297	TOLUENE-D8	150 mg	NEAT	1500 ppm
3693	Dibromofluoromethane	150 mg	NEAT	1500 ppm
3661	Fluorobenzene	150 mg	NEAT	1500 ppm
4295	CHLORO BENZENE-D5	150 mg	NEAT	1500 ppm
4760	1,2-Dichloroethane-d4	150 mg	NEAT	1500 ppm
5185	METHANOL	100 ml	neat neat	
5746	4-BROMOFLUOROBENZENE(1-BROMO-4-FLUOROBEN	150 mg	NEAT	1500 ppm

Veritech Lot Number: V-110414



Prepared By: Batelli, Daniel		Department: Organics	ApprovedBy: dan	
Description: VOA WORKING INT/SURR MIX		BatchNumber:	ApproveDate: 03/15/11	
Prep Date: 3/10/2011		Concentration: 150 ppm	Checked: Yes	
Expiration Date: 9/10/2011		Final Volume: 200 ml		
Veritech Lot# /Rec#	Lot Description	Amount Used	Conc of Std	Final Conc
1230	METHANOL	225 ml	NEAT	
V-110205	VOA STOCK INT/SURR MIX	25 ml	1500 ppm	150 ppm

Veritech Lot Number: V-111011




Prepared By: Previlon, Wilner		Department: Organics	ApprovedBy: DAN	
Description: BFB Tune Mix		BatchNumber:	ApproveDate: 03/22/11	
Prep Date: 3/10/2011		Concentration: 50 ppm	Checked: Yes	
Expiration Date: 9/10/2011		Final Volume: 1.5 ml		
Veritech Lot# /Rec#	Lot Description	Amount Used	Conc of Std	Final Conc
V-110414	VOA WORKING INT/SURR MIX	500 ul	150 ppm	50 ppm
1230	METHANOL	1000 ul	NEAT	

Veritech Lot Number: V-115004



Prepared By: Revolus, Jean		Department: Organics	ApprovedBy: jean	
Description: Heptane		BatchNumber:	ApproveDate: 05/10/11	
Prep Date: 5/3/2011		Concentration: 5000 ppm	Checked: Yes	
Expiration Date: 9/3/2011		Final Volume: 10 ml		
Veritech Lot# /Rec#	Lot Description	Amount Used	Conc of Std	Final Conc
5544	Methanol	10 ml	neat neat	
5905	Heptane	50 mg	NEAT	5000 ppm

Veritech Lot Number: V-115005



Prepared By: Revolus, Jean		Department: Organics	ApprovedBy: jean	
Description: Heptane(2nd source)		BatchNumber:	ApproveDate: 05/10/11	
Prep Date: 5/3/2011		Concentration: 5000 ppm	Checked: Yes	
Expiration Date: 9/3/2011		Final Volume: 10 ml		
Veritech Lot# /Rec#	Lot Description	Amount Used	Conc of Std	Final Conc
5544	Methanol	10 ml	neat neat	
5905	Heptane	50 mg	NEAT	5000 ppm

Veritech Internally Prepared Standard Log

Veritech Lot Number: V-115762



Prepared By: Previlon, Wilner		Department: Organics	ApprovedBy: DAN	
Description: 200ppm VOA Working Std		BatchNumber:	ApproveDate: 05/16/11	
Prep Date: 5/12/2011		Concentration: VARIOUS pp	Checked: Yes	
Expiration Date: 6/21/2011		Final Volume: 1 ml		
Veritech Lot# /Rec#	Lot Description	Amount Used	Conc of Std	Final Conc
1230	METHANOL	240 ul	NEAT	neat
5412	Gases	100 ul	2000 ppm	200 ppm
5516	502/524 VOA CAL MIX	100 ul	2000 ppm	200 ppm
5903	8260 ADDITIONS	100 ul	2000 ppm	200 ppm
5450	CUSTOM VOC STANDARD(2nd Source)	100 ul	2000 ppm	various ppm
5123	tert-Amyl Methyl Ether Standard	100 ul	2000 ppm	200 ppm
V-105159	VOA ADD MIX	40 ul	5000 ppm	various ppm
V-88943	Voa extra add mix	100 ul	2000-20000 p	200-2000 pp
V-93698	Voa Extra Add mix 2	40 ul	5000 ppm	200 ppm
V-106417	Ethyl ether/Furan Mix	40 ul	5000 ppm	200 ppm
V-115004	Heptane	40 ul	5000 ppm	200 ppm

Veritech Lot Number: V-115763



Prepared By: Previlon, Wilner		Department: Organics	ApprovedBy: DAN	
Description: MBS		BatchNumber:	ApproveDate: 05/16/11	
Prep Date: 5/12/2011		Concentration: 100 ppm	Checked: Yes	
Expiration Date: 6/21/2011		Final Volume: 1 ml		
Veritech Lot# /Rec#	Lot Description	Amount Used	Conc of Std	Final Conc
1230	METHANOL	620 ul	NEAT	neat neat
5652	VOA COMP MIX#6(GASES)	50 ul	2000 ppm	100 ppm
5595	502/524 VOA CAL MIX	50 ul	2000 ppm	100 ppm
5409	8260 ADDITIONS MIX	50 ul	2000 ppm	100 ppm
5450	CUSTOM VOC STANDARD(2nd Source)	50 ul	2000 ppm	various ppm
5123	tert-Amyl Methyl Ether Standard	50 ul	2000 ppm	100 ppm
V-105161	VOA ADD MIX(2nd Source)	20 ul	5000 ppm	various ppm
v-88943	Voa extra add mix	50 ul	2000-20000 p	100-1000 pp
v-93699	Voa Extra Add mix 2(2nd source)	20 ul	5000 ppm	100 ppm
V-106418	Ethyl ether/Furan Mix(2nd Source)	20 ul	5000 ppm	100 ppm
V-115005	Heptane(2nd source)	20 ul	5000 ppm	100 ppm

Veritech Lot Number: V-115865



Prepared By: Previlon, Wilner		Department: Organics	ApprovedBy: DAN	
Description: Soil8260 CAL @ 500 PPB		BatchNumber:	ApproveDate: 05/16/11	
Prep Date: 5/12/2011		Concentration: VARIOUS ppb	Checked: Yes	
Expiration Date: 5/13/2011		Final Volume: 40 ml		
Veritech Lot# /Rec#	Lot Description	Amount Used	Conc of Std	Final Conc
V-115762	200ppm VOA Working Std	100 ul	VARIOUS pp	500 ppb
5381	P&T Water	40 ml	Neat neat	neat
5650	FREON#22(CHLORODIFLUOROMETHANE)	100 ul	200 ppm	500 ppb

Veritech Lot Number: V-115866



Prepared By: Previlon, Wilner		Department: Organics	ApprovedBy: DAN	
Description: Soil8260 CAL @ 250 PPB		BatchNumber: B-10244	ApproveDate: 05/16/11	
Prep Date: 5/12/2011		Concentration: VARIOUS ppb	Checked: Yes	
Expiration Date: 5/13/2011		Final Volume: 5 ml		
Veritech Lot# /Rec#	Lot Description	Amount Used	Conc of Std	Final Conc
5381	P&T Water	2.5 ml	Neat neat	
V-115865	Soil8260 CAL @ 500 PPB	2.5 ml	VARIOUS pp	250 ppb

Veritech Internally Prepared Standard Log

Veritech Lot Number: V-115867



Prepared By: Previlon, Wilner		Department: Organics	ApprovedBy: DAN	
Description: Soil8260 CAL @ 100 PPB		BatchNumber: B-10244	ApproveDate: 05/16/11	
Prep Date: 5/12/2011		Concentration: VARIOUS ppb	Checked: Yes	
Expiration Date: 5/13/2011		Final Volume: 5 ml		
Veritech Lot# /Rec#	Lot Description	Amount Used	Conc of Std	Final Conc
5381	P&T Water	4 ml	Neat neat	
V-115865	Soil8260 CAL @ 500 PPB	1 ml	VARIOUS pp	100 ppb

Veritech Lot Number: V-115868



Prepared By: Previlon, Wilner		Department: Organics	ApprovedBy: DAN	
Description: Soil8260 CAL @ 50 PPB		BatchNumber: B-10244	ApproveDate: 05/16/11	
Prep Date: 5/12/2011		Concentration: VARIOUS ppb	Checked: Yes	
Expiration Date: 5/13/2011		Final Volume: 5 ml		
Veritech Lot# /Rec#	Lot Description	Amount Used	Conc of Std	Final Conc
V-115865	Soil8260 CAL @ 500 PPB	.5 ml	VARIOUS pp	50 ppb
5381	P&T Water	4.5 ml	Neat neat	

Veritech Lot Number: V-115869



Prepared By: Previlon, Wilner		Department: Organics	ApprovedBy: DAN	
Description: Soil8260 CAL @ 20 PPB		BatchNumber: B-10244	ApproveDate: 05/16/11	
Prep Date: 5/12/2011		Concentration: VARIOUS ppb	Checked: Yes	
Expiration Date: 5/13/2011		Final Volume: 5 ml		
Veritech Lot# /Rec#	Lot Description	Amount Used	Conc of Std	Final Conc
5381	P&T Water	4.8 ml	Neat neat	
V-115865	Soil8260 CAL @ 500 PPB	.2 ml	VARIOUS pp	20 ppb

Veritech Lot Number: V-115870



Prepared By: Previlon, Wilner		Department: Organics	ApprovedBy: DAN	
Description: Soil8260 CAL @ 2 PPB		BatchNumber: B-10244	ApproveDate: 05/16/11	
Prep Date: 5/12/2011		Concentration: VARIOUS ppb	Checked: Yes	
Expiration Date: 5/13/2011		Final Volume: 5 ml		
Veritech Lot# /Rec#	Lot Description	Amount Used	Conc of Std	Final Conc
5381	P&T Water	4.98 ml	Neat neat	
V-115865	Soil8260 CAL @ 500 PPB	.02 ml	VARIOUS pp	2 ppb

Veritech Lot Number: V-115871



Prepared By: Previlon, Wilner		Department: Organics	ApprovedBy: DAN	
Description: Soil8260 CAL @ 5 PPB		BatchNumber: B-10244	ApproveDate: 05/16/11	
Prep Date: 5/12/2011		Concentration: VARIOUS ppb	Checked: Yes	
Expiration Date: 5/13/2011		Final Volume: 5 ml		
Veritech Lot# /Rec#	Lot Description	Amount Used	Conc of Std	Final Conc
5381	P&T Water	4.95 ml	Neat neat	
V-115865	Soil8260 CAL @ 500 PPB	.05 ml	VARIOUS pp	5 ppb

Veritech Lot Number: V-115872



Prepared By: Previlon, Wilner		Department: Organics	ApprovedBy: DAN	
Description: Soil8260 CAL @ 1 PPB		BatchNumber: B-10244	ApproveDate: 05/16/11	
Prep Date: 5/12/2011		Concentration: VARIOUS ppb	Checked: Yes	
Expiration Date: 5/13/2011		Final Volume: 5 ml		
Veritech Lot# /Rec#	Lot Description	Amount Used	Conc of Std	Final Conc
V-115865	Soil8260 CAL @ 500 PPB	.01 ml	VARIOUS pp	1 ppb
5381	P&T Water	4.99 ml	Neat neat	

Veritech Internally Prepared Standard Log

Veritech Lot Number: V-115873

Prepared By: Previlon, Wilner		Department: Organics	ApprovedBy: DAN	
Description: Soil8260 CAL @ 500 PPB		BatchNumber: B-10244	ApproveDate: 05/16/11	
Prep Date: 5/12/2011		Concentration: VARIOUS ppb	Checked: Yes	
Expiration Date: 5/13/2011		Final Volume: 5 ml		
Veritech Lot# /Rec#	Lot Description	Amount Used	Conc of Std	Final Conc
V-115865	Soil8260 CAL @ 500 PPB	5 ml	VARIOUS pp	500 ppb

Veritech Lot Number: V-115874

Prepared By: Previlon, Wilner		Department: Organics	ApprovedBy: DAN	
Description: Soil8260 CAL @ 0.5 PPB		BatchNumber: B-10244	ApproveDate: 05/16/11	
Prep Date: 5/12/2011		Concentration: VARIOUS ppb	Checked: Yes	
Expiration Date: 5/13/2011		Final Volume: 5 ml		
Veritech Lot# /Rec#	Lot Description	Amount Used	Conc of Std	Final Conc
5381	P&T Water	4.995 ml	Neat neat	
V-115865	Soil8260 CAL @ 500 PPB	.005 ml	VARIOUS pp	0.5 ppb

Veritech Lot Number: V-115875

Prepared By: Previlon, Wilner		Department: Organics	ApprovedBy: DAN	
Description: ICV CAL @ 50 PPB		BatchNumber:	ApproveDate: 05/16/11	
Prep Date: 5/12/2011		Concentration: VARIOUS ppb	Checked: Yes	
Expiration Date: 5/13/2011		Final Volume: 5 ml		
Veritech Lot# /Rec#	Lot Description	Amount Used	Conc of Std	Final Conc
5381	P&T Water	5 ml	Neat neat	
V-115763	MBS	2.5 ul	100 ppm	50 ppb
5650	FREON#22(CHLORODIFLUOROMETHANE	1.25 ul	200 ppm	50 ppb

Veritech Lot Number: V-116389

Prepared By: Goring, Shawn		Department: Organics	ApprovedBy: DAN	
Description: MBS		BatchNumber:	ApproveDate: 05/20/11	
Prep Date: 5/20/2011		Concentration: 100 ppm	Checked: Yes	
Expiration Date: 6/21/2011		Final Volume: 1 ml		
Veritech Lot# /Rec#	Lot Description	Amount Used	Conc of Std	Final Conc
1230	METHANOL	640 ul	NEAT	neat neat
5652	VOA COMP MIX#6(GASES)	50 ul	2000 ppm	100 ppm
5595	502/524 VOA CAL MIX	50 ul	2000 ppm	100 ppm
5409	8260 ADDITIONS MIX	50 ul	2000 ppm	100 ppm
5931	VOA CUSTOM MIX(2nd Source)	50 ul	VARIOUS	various ppm
5288	TAMES	50 ul	2000 ppm	100 ppm
V-105161	VOA ADD MIX(2nd Source)	20 ul	5000 ppm	various ppm
v-88943	Voa extra add mix	50 ul	2000-20000 p	100-1000 pp
v-93699	Voa Extra Add mix 2(2nd source)	20 ul	5000 ppm	100 ppm
V-106418	Ethyl ether/Furan Mix(2nd Source)	20 ul	5000 ppm	100 ppm

Veritech Lot Number: V-116940

Prepared By: Goring, Shawn		Department: Organics	ApprovedBy: DAN	
Description: CAL @ 50 PPB		BatchNumber:	ApproveDate: 05/27/11	
Prep Date: 5/26/2011		Concentration: VARIOUS ppb	Checked: Yes	
Expiration Date: 5/27/2011		Final Volume: 5 ml		
Veritech Lot# /Rec#	Lot Description	Amount Used	Conc of Std	Final Conc
V-115762	200ppm VOA Working Std	1.25 ul	VARIOUS pp	50 ppb
5381	P&T Water	5 ml	Neat neat	
5650	FREON#22(CHLORODIFLUOROMETHANE	1.25 ul	200 ppm	50 ppb

Veritech Internally Prepared Standard Log

Veritech Lot Number: V-117129



Prepared By: Batelli, Daniel		Department: Organics	ApprovedBy: DAN	
Description: CAL @ 50 PPB		BatchNumber:	ApproveDate: 06/01/11	
Prep Date: 5/27/2011		Concentration: VARIOUS ppb	Checked: Yes	
Expiration Date: 5/28/2011		Final Volume: 5 ml		
Veritech Lot# /Rec#	Lot Description	Amount Used	Conc of Std	Final Conc
V-115762	200ppm VOA Working Std	1.25 ul	VARIOUS pp	50 ppb
5381	P&T Water	5 ml	Neat neat	
5650	FREON#22(CHLORODIFLUOROMETHANE)	1.25 ul	200 ppm	50 ppb

Veritech Lot Number: V-117133



Prepared By: Goring, Shawn		Department: Organics	ApprovedBy: DAN	
Description: MBS		BatchNumber:	ApproveDate: 06/01/11	
Prep Date: 5/30/2011		Concentration: 100 ppm	Checked: Yes	
Expiration Date: 6/21/2011		Final Volume: 1 ml		
Veritech Lot# /Rec#	Lot Description	Amount Used	Conc of Std	Final Conc
1230	METHANOL	640 ul	NEAT	neat neat
5652	VOA COMP MIX#6(GASES)	50 ul	2000 ppm	100 ppm
5595	502/524 VOA CAL MIX	50 ul	2000 ppm	100 ppm
5903	8260 ADDITIONS	50 ul	2000 ppm	100 ppm
5931	VOA CUSTOM MIX(2nd Source)	50 ul	VARIOUS	various ppm
5904	tert-Amyl methyl ether	50 ul	2000 ppm	100 ppm
V-105161	VOA ADD MIX(2nd Source)	20 ul	5000 ppm	various ppm
v-88943	Voa extra add mix	50 ul	2000-20000 p	100-1000 pp
v-93699	Voa Extra Add mix 2(2nd source)	20 ul	5000 ppm	100 ppm
V-106418	Ethyl ether/Furan Mix(2nd Source)	20 ul	5000 ppm	100 ppm

Veritech Lot Number: V-117134



Prepared By: Goring, Shawn		Department: Organics	ApprovedBy: DAN	
Description: 200ppm VOA Working Std		BatchNumber:	ApproveDate: 06/01/11	
Prep Date: 5/30/2011		Concentration: VARIOUS pp	Checked: Yes	
Expiration Date: 6/20/2011		Final Volume: 1 ml		
Veritech Lot# /Rec#	Lot Description	Amount Used	Conc of Std	Final Conc
1230	METHANOL	280 ul	NEAT	neat
5412	Gases	100 ul	2000 ppm	200 ppm
5516	502/524 VOA CAL MIX	100 ul	2000 ppm	200 ppm
5929	8260 ADDITIONS	100 ul	2000 ppm	200 ppm
5930	VOA CUSTOM MIX	100 ul	VARIOUS	various ppm
5621	tert-Amyl Methyl Ether	100 ul	2000 ppm	200 ppm
V-105159	VOA ADD MIX	40 ul	5000 ppm	various ppm
V-88943	Voa extra add mix	100 ul	2000-20000 p	200-2000 pp
V-93698	Voa Extra Add mix 2	40 ul	5000 ppm	200 ppm
V-106417	Ethyl ether/Furan Mix	40 ul	5000 ppm	200 ppm

Veritech Lot Number: V-117303



Prepared By: Previlon, Wilner		Department: Organics	ApprovedBy: DAN	
Description: CAL @ 50 PPB		BatchNumber:	ApproveDate: 06/02/11	
Prep Date: 6/1/2011		Concentration: VARIOUS ppb	Checked: Yes	
Expiration Date: 6/2/2011		Final Volume: 5 ml		
Veritech Lot# /Rec#	Lot Description	Amount Used	Conc of Std	Final Conc
V-117134	200ppm VOA Working Std	1.25 ul	VARIOUS pp	50 ppb
5381	P&T Water	5 ml	Neat neat	
5650	FREON#22(CHLORODIFLUOROMETHANE)	1.25 ul	200 ppm	50 ppb

Veritech Standard Receipt Log

Veritech Control/Receipt Number: 1230



Description
METHANOL

ApprovedBy: jean
ApproveDate: 07/30/09
Checked: Yes

Manufacturer	Catalog Num:	Lot Num:	Date Rec:	Exp Date:	Rec By:	Num of Cont	Volume /Cont	Conc:	Units:
FISHER	A453-1	045850	06/22/05	06/22/15	Revolus, Jean	36	1L	NEAT	

Veritech Control/Receipt Number: 1297



Description
TOLUENE-D8

ApprovedBy: jean
ApproveDate: 07/30/09
Checked: Yes

Manufacturer	Catalog Num:	Lot Num:	Date Rec:	Exp Date:	Rec By:	Num of Cont	Volume /Cont	Conc:	Units:
SIGMA-ALDRICH	434388-5G	02504HB	09/06/05	09/30/15	Revolus, Jean	1	5g	NEAT	

Veritech Control/Receipt Number: 2889



Description
1,2,4,5-TETRAMETHYLBENZENE

ApprovedBy: jean
ApproveDate: 07/30/09
Checked: Yes

Manufacturer	Catalog Num:	Lot Num:	Date Rec:	Exp Date:	Rec By:	Num of Cont	Volume /Cont	Conc:	Units:
ACROS ORGANI	409390050	A0214190	11/20/07	11/30/20	Revolus, Jean	1	1ML	NEAT	

Veritech Control/Receipt Number: 3178



Description
1,2-Dichloroethane-d4

ApprovedBy: jean
ApproveDate: 07/30/09
Checked: Yes

Manufacturer	Catalog Num:	Lot Num:	Date Rec:	Exp Date:	Rec By:	Num of Cont	Volume /Cont	Conc:	Units:
SIGMA-ALDRICH	396540-1G	EW0372	03/26/08	03/26/18	Revolus, Jean	1	1g	NEAT	

Veritech Control/Receipt Number: 3661



Description
Fluorobenzene

ApprovedBy: jean
ApproveDate: 07/30/09
Checked: Yes

Manufacturer	Catalog Num:	Lot Num:	Date Rec:	Exp Date:	Rec By:	Num of Cont	Volume /Cont	Conc:	Units:
CHEM SERVICE	F839	388-117B	10/06/08	09/30/13	Revolus, Jean	1	2g	NEAT	

Veritech Control/Receipt Number: 3693



Description
Dibromofluoromethane

ApprovedBy: jean
ApproveDate: 07/30/09
Checked: Yes

Manufacturer	Catalog Num:	Lot Num:	Date Rec:	Exp Date:	Rec By:	Num of Cont	Volume /Cont	Conc:	Units:
RESTEK	30634	A063048	10/22/08	09/30/13	Revolus, Jean	5	100m	NEAT	

Veritech Control/Receipt Number: 4295



Description
CHLOROBENZENE-D5

ApprovedBy: jean
ApproveDate: 08/04/09
Checked: Yes

Manufacturer	Catalog Num:	Lot Num:	Date Rec:	Exp Date:	Rec By:	Num of Cont	Volume /Cont	Conc:	Units:
CHEM SERVICE	F1088	414-45B	08/04/09	10/31/12	Revolus, Jean	2	100m	NEAT	

Veritech Standard Receipt Log

Veritech Control/Receipt Number: 4760



Description
1,2-Dichloroethane-d4

ApprovedBy: jean
ApproveDate: 03/17/10
Checked: Yes

Manufacturer	Catalog Num:	Lot Num:	Date Rec:	Exp Date:	Rec By:	Num of Cont	Volume /Cont	Conc:	Units:
ACCUSTANDAR	F836	435-90B	03/17/10	01/31/14	Revolus, Jean	2	100m	NEAT	

Veritech Control/Receipt Number: 4995



Description
METHANOL

ApprovedBy: richq
ApproveDate: 06/22/10
Checked: Yes

Manufacturer	Catalog Num:	Lot Num:	Date Rec:	Exp Date:	Rec By:	Num of Cont	Volume /Cont	Conc:	Units:
FISHER	A412SK-4	103255	06/11/10	06/11/12	Okomeng, Maxwell	4	4LT	neat	neat

Veritech Control/Receipt Number: 5013



Description
d-Camphor

ApprovedBy: jean
ApproveDate: 06/29/10
Checked: Yes

Manufacturer	Catalog Num:	Lot Num:	Date Rec:	Exp Date:	Rec By:	Num of Cont	Volume /Cont	Conc:	Units:
CHEMSERVICE	F2404	402-140B	06/21/10	06/30/14	Revolus, Jean	1	2g	NEAT	

Veritech Control/Receipt Number: 5014



Description
Camphene

ApprovedBy: jean
ApproveDate: 06/29/10
Checked: Yes

Manufacturer	Catalog Num:	Lot Num:	Date Rec:	Exp Date:	Rec By:	Num of Cont	Volume /Cont	Conc:	Units:
CHEMSERVICE	O-747	419-138A	06/21/10	03/31/15	Revolus, Jean	1	2g	NEAT	

Veritech Control/Receipt Number: 5086



Description
1,4-Dioxane-d8

ApprovedBy: jean
ApproveDate: 07/23/10
Checked: Yes

Manufacturer	Catalog Num:	Lot Num:	Date Rec:	Exp Date:	Rec By:	Num of Cont	Volume /Cont	Conc:	Units:
CIL	DLM-28-5	10C-370	07/22/10	07/22/30	Revolus, Jean	1	5g	NEAT	

Veritech Control/Receipt Number: 5095



Description
Ethyl acetate

ApprovedBy: jean
ApproveDate: 07/26/10
Checked: Yes

Manufacturer	Catalog Num:	Lot Num:	Date Rec:	Exp Date:	Rec By:	Num of Cont	Volume /Cont	Conc:	Units:
CHEM SERVICE	O-412	433-138B	07/26/10	03/31/15	Revolus, Jean	1	1g	Neat	

Veritech Control/Receipt Number: 5096



Description
Iso-propyl acetate

ApprovedBy: jean
ApproveDate: 07/26/10
Checked: Yes

Manufacturer	Catalog Num:	Lot Num:	Date Rec:	Exp Date:	Rec By:	Num of Cont	Volume /Cont	Conc:	Units:
CHEM SERVICE	F2536	428-14A	07/26/10	07/31/14	Revolus, Jean	1	5g	Neat	

Veritech Standard Receipt Log

Veritech Control/Receipt Number: 5097



Description
n-Amyl acetate

ApprovedBy: jean
 ApproveDate: 07/26/10
 Checked: Yes

Manufacturer	Catalog Num:	Lot Num:	Date Rec:	Exp Date:	Rec By:	Num of Cont	Volume /Cont	Conc:	Units:
CHEM SERVICE	o-2003	414-70B	07/26/10	11/30/14	Revolus, Jean	1	5g	Neat	

Veritech Control/Receipt Number: 5098



Description
n-Butyl acrylate

ApprovedBy: jean
 ApproveDate: 07/26/10
 Checked: Yes

Manufacturer	Catalog Num:	Lot Num:	Date Rec:	Exp Date:	Rec By:	Num of Cont	Volume /Cont	Conc:	Units:
CHEM SERVICE	O-1004	409-80A	07/26/10	09/30/14	Revolus, Jean	1	10g	Neat	

Veritech Control/Receipt Number: 5099



Description
Butyl methacrylate

ApprovedBy: jean
 ApproveDate: 07/26/10
 Checked: Yes

Manufacturer	Catalog Num:	Lot Num:	Date Rec:	Exp Date:	Rec By:	Num of Cont	Volume /Cont	Conc:	Units:
CHEM SERVICE	O-1005	419-155B	07/26/10	03/31/13	Revolus, Jean	1	1g	Neat	

Veritech Control/Receipt Number: 5100



Description
Ethyl Methacrylate

ApprovedBy: jean
 ApproveDate: 07/26/10
 Checked: Yes

Manufacturer	Catalog Num:	Lot Num:	Date Rec:	Exp Date:	Rec By:	Num of Cont	Volume /Cont	Conc:	Units:
CHEM SERVICE	F984	433-132A	07/26/10	02/28/14	Revolus, Jean	1	5g	Neat	

Veritech Control/Receipt Number: 5101



Description
Methyl methacrylate

ApprovedBy: jean
 ApproveDate: 07/26/10
 Checked: Yes

Manufacturer	Catalog Num:	Lot Num:	Date Rec:	Exp Date:	Rec By:	Num of Cont	Volume /Cont	Conc:	Units:
CHEM SERVICE	F982	422-28B	07/26/10	04/30/15	Revolus, Jean	1	5g	Neat	

Veritech Control/Receipt Number: 5123



Description
tert-Amyl Methyl Ether Standard

ApprovedBy: jean
 ApproveDate: 08/02/10
 Checked: Yes

Manufacturer	Catalog Num:	Lot Num:	Date Rec:	Exp Date:	Rec By:	Num of Cont	Volume /Cont	Conc:	Units:
RESTEK	30629	A075900	08/02/10	07/31/15	Revolus, Jean	2	1ml	2000	PPM

Veritech Control/Receipt Number: 5185



Description
METHANOL

ApprovedBy: jean
 ApproveDate: 08/17/10
 Checked: Yes

Manufacturer	Catalog Num:	Lot Num:	Date Rec:	Exp Date:	Rec By:	Num of Cont	Volume /Cont	Conc:	Units:
J T Baker	9077-02	H45E36	08/13/10	08/13/12	Okomeng, Maxwell	60	2.5LT	neat	neat

Veritech Standard Receipt Log

Veritech Control/Receipt Number: 5288



Description
TAMES

ApprovedBy: jean
ApproveDate: 10/04/10
Checked: Yes

Manufacturer	Catalog Num:	Lot Num:	Date Rec:	Exp Date:	Rec By:	Num of Cont	Volume /Cont	Conc:	Units:
Supelco	5-06737	LB64951	09/29/10	02/28/12	Hamid, Akmal	2	1	2000	ppm

Veritech Control/Receipt Number: 5381



Description
P&T Water

ApprovedBy: DAN
ApproveDate: 10/27/10
Checked: Yes

Manufacturer	Catalog Num:	Lot Num:	Date Rec:	Exp Date:	Rec By:	Num of Cont	Volume /Cont	Conc:	Units:
Veritech	N/A	N/A	10/01/10	10/01/15	Batelli, Daniel	1	N/A	Neat	Neat

Veritech Control/Receipt Number: 5409



Description
8260 ADDITIONS MIX

ApprovedBy: jean
ApproveDate: 11/09/10
Checked: Yes

Manufacturer	Catalog Num:	Lot Num:	Date Rec:	Exp Date:	Rec By:	Num of Cont	Volume /Cont	Conc:	Units:
SUPELCO	46831-U	LB73020	11/09/10	11/30/12	Revolus, Jean	3	1ml	2000	PPM

Veritech Control/Receipt Number: 5412



Description
Gases

ApprovedBy: jean
ApproveDate: 11/09/10
Checked: Yes

Manufacturer	Catalog Num:	Lot Num:	Date Rec:	Exp Date:	Rec By:	Num of Cont	Volume /Cont	Conc:	Units:
ACCUSTANDAR	V-601B-10X-PAK	210091188	11/09/10	10/06/13	Revolus, Jean	5	1ml	2000	PPM

Veritech Control/Receipt Number: 5450



Description
CUSTOM VOC STANDARD(2nd Source)

ApprovedBy: jean
ApproveDate: 11/22/10
Checked: Yes

Manufacturer	Catalog Num:	Lot Num:	Date Rec:	Exp Date:	Rec By:	Num of Cont	Volume /Cont	Conc:	Units:
ACCUSTANDAR	S-16418	210111131	11/16/10	08/23/11	Revolus, Jean	5	1ml	2000	PPM

Veritech Control/Receipt Number: 5513



Description
524 FORTIFICATION MIX

ApprovedBy: jean
ApproveDate: 12/14/10
Checked: Yes

Manufacturer	Catalog Num:	Lot Num:	Date Rec:	Exp Date:	Rec By:	Num of Cont	Volume /Cont	Conc:	Units:
SUPELCO	47358-U	LB63491	12/14/10	12/31/11	Revolus, Jean	1	1ml	2000	PPM

Veritech Control/Receipt Number: 5516



Description
502/524 VOA CAL MIX

ApprovedBy: jean
ApproveDate: 12/16/10
Checked: Yes

Manufacturer	Catalog Num:	Lot Num:	Date Rec:	Exp Date:	Rec By:	Num of Cont	Volume /Cont	Conc:	Units:
CHEMSERVICE	LVOC-1JM	457-9A	12/16/10	12/31/11	Revolus, Jean	4	1ml	2000	PPM

Veritech Standard Receipt Log

Veritech Control/Receipt Number: 5531



Description
Cyclohexanone

ApprovedBy: DAN
 ApproveDate: 01/07/11
 Checked: Yes

Manufacturer	Catalog Num:	Lot Num:	Date Rec:	Exp Date:	Rec By:	Num of Cont	Volume /Cont	Conc:	Units:
ChemService	F2326	428-78B	12/28/10	07/31/14	Batelli, Daniel	1	5g	Neat	Neat

Veritech Control/Receipt Number: 5532



Description
p-Diethylbenzene

ApprovedBy: DAN
 ApproveDate: 01/07/11
 Checked: Yes

Manufacturer	Catalog Num:	Lot Num:	Date Rec:	Exp Date:	Rec By:	Num of Cont	Volume /Cont	Conc:	Units:
ChemService	O-2296	451-130B	12/28/10	11/30/14	Batelli, Daniel	1	100m	Neat	Neat

Veritech Control/Receipt Number: 5533



Description
p-Ethyltoluene

ApprovedBy: DAN
 ApproveDate: 01/07/11
 Checked: Yes

Manufacturer	Catalog Num:	Lot Num:	Date Rec:	Exp Date:	Rec By:	Num of Cont	Volume /Cont	Conc:	Units:
ChemService	O-2413	453-143B	12/28/10	12/31/15	Batelli, Daniel	1	1g	Neat	Neat

Veritech Control/Receipt Number: 5544



Description
Methanol

ApprovedBy: jean
 ApproveDate: 01/12/11
 Checked: Yes

Manufacturer	Catalog Num:	Lot Num:	Date Rec:	Exp Date:	Rec By:	Num of Cont	Volume /Cont	Conc:	Units:
J.T.Baker	9077-02	H45E36	01/11/11	01/10/12	Lopez, Jose	18	1L	neat	neat

Veritech Control/Receipt Number: 5555



Description
Ethyl ether

ApprovedBy: jean
 ApproveDate: 01/19/11
 Checked: Yes

Manufacturer	Catalog Num:	Lot Num:	Date Rec:	Exp Date:	Rec By:	Num of Cont	Volume /Cont	Conc:	Units:
CHEMSERVICE	O-569	444-37B	01/18/11	03/31/15	Revolus, Jean	1	2g	NEAT	

Veritech Control/Receipt Number: 5559



Description
Furan

ApprovedBy: jean
 ApproveDate: 01/19/11
 Checked: Yes

Manufacturer	Catalog Num:	Lot Num:	Date Rec:	Exp Date:	Rec By:	Num of Cont	Volume /Cont	Conc:	Units:
CHEMSERVICE	O-2298	451-74A	01/18/11	09/30/13	Revolus, Jean	1	10g	NEAT	

Veritech Control/Receipt Number: 5595



Description
502/524 VOA CAL MIX

ApprovedBy: jean
 ApproveDate: 02/07/11
 Checked: Yes

Manufacturer	Catalog Num:	Lot Num:	Date Rec:	Exp Date:	Rec By:	Num of Cont	Volume /Cont	Conc:	Units:
SUPELCO	5-02111	LB77670	02/07/11	08/31/12	Revolus, Jean	3	1ul	2000	PPM

Veritech Standard Receipt Log

Veritech Control/Receipt Number: 5621

Description
tert-Amyl Methyl Ether

ApprovedBy: jean
ApproveDate: 02/15/11
Checked: Yes

Manufacturer	Catalog Num:	Lot Num:	Date Rec:	Exp Date:	Rec By:	Num of Cont	Volume /Cont	Conc:	Units:
RESTEK	30629	A078931	02/15/11	01/31/16	Revolus, Jean	1	1ml	2000	PPM

Veritech Control/Receipt Number: 5650

Description
FREON#22(CHLORODIFLUOROMETHANE)

ApprovedBy: jean
ApproveDate: 02/18/11
Checked: Yes

Manufacturer	Catalog Num:	Lot Num:	Date Rec:	Exp Date:	Rec By:	Num of Cont	Volume /Cont	Conc:	Units:
ACCUSTANDAR	ALR-CFC-003S-2X	209121020	02/18/11	12/02/19	Revolus, Jean	20	1ml	200	PPM

Veritech Control/Receipt Number: 5652

Description
VOA COMP MIX#6(GASES)

ApprovedBy: jean
ApproveDate: 02/22/11
Checked: Yes

Manufacturer	Catalog Num:	Lot Num:	Date Rec:	Exp Date:	Rec By:	Num of Cont	Volume /Cont	Conc:	Units:
SUPELCO	48799-U	LB82463	02/22/11	05/31/12	Revolus, Jean	5	1ml	2000	PPM

Veritech Control/Receipt Number: 5746

Description
4-BROMOFLUOROBENZENE(1-BROMO-4-FLUOROBENE)

ApprovedBy: jean
ApproveDate: 03/15/11
Checked: Yes

Manufacturer	Catalog Num:	Lot Num:	Date Rec:	Exp Date:	Rec By:	Num of Cont	Volume /Cont	Conc:	Units:
CHEM SERVICE	F833	426-67B	03/09/11	08/31/14	Revolus, Jean	1	5g	NEAT	

Veritech Control/Receipt Number: 5903

Description
8260 ADDITIONS

ApprovedBy: jean
ApproveDate: 05/03/11
Checked: Yes

Manufacturer	Catalog Num:	Lot Num:	Date Rec:	Exp Date:	Rec By:	Num of Cont	Volume /Cont	Conc:	Units:
SUPELCO	46831-U	LB73020	05/03/11	11/30/12	Revolus, Jean	3	1ml	2000	PPM

Veritech Control/Receipt Number: 5904

Description
tert-Amyl methyl ether

ApprovedBy: jean
ApproveDate: 05/03/11
Checked: Yes

Manufacturer	Catalog Num:	Lot Num:	Date Rec:	Exp Date:	Rec By:	Num of Cont	Volume /Cont	Conc:	Units:
SUPELCO	5-06737	LB64951	05/03/11	02/28/12	Revolus, Jean	2	1ml	2000	PPM

Veritech Control/Receipt Number: 5905

Description
Heptane

ApprovedBy: jean
ApproveDate: 05/03/11
Checked: Yes

Manufacturer	Catalog Num:	Lot Num:	Date Rec:	Exp Date:	Rec By:	Num of Cont	Volume /Cont	Conc:	Units:
ALDRICH	27051-2	BO17779BO	09/17/01	09/17/21	Revolus, Jean	1	100ml	NEAT	

Veritech Standard Receipt Log

Veritech Control/Receipt Number: 5929



Description
8260 ADDITIONS

ApprovedBy: jean
ApproveDate: 05/11/11
Checked: Yes

Manufacturer	Catalog Num:	Lot Num:	Date Rec:	Exp Date:	Rec By:	Num of Cont	Volume /Cont	Conc:	Units:
ACCUSTANDAR	M-8260-ADD-10X	211031133	05/10/11	07/11/11	Revolus, Jean	2	1ml	2000	PPM

Veritech Control/Receipt Number: 5930



Description
VOA CUSTOM MIX

ApprovedBy: jean
ApproveDate: 05/11/11
Checked: Yes

Manufacturer	Catalog Num:	Lot Num:	Date Rec:	Exp Date:	Rec By:	Num of Cont	Volume /Cont	Conc:	Units:
ACCUSTANDAR	S-16418	211041602	05/10/11	11/06/11	Revolus, Jean	5	1ml	VARIOU	

Veritech Control/Receipt Number: 5931



Description
VOA CUSTOM MIX(2nd Source)

ApprovedBy: jean
ApproveDate: 05/11/11
Checked: Yes

Manufacturer	Catalog Num:	Lot Num:	Date Rec:	Exp Date:	Rec By:	Num of Cont	Volume /Cont	Conc:	Units:
ACCUSTANDAR	S-16418	211041598	05/10/11	11/06/11	Revolus, Jean	5	1ml	VARIOU	

Wet Chemistry Data

VERITECH Wet Chem Form1 Analysis Summary % Solids

TestGroupName: % Solids SM2540G

Project #: 1052009

TestGroup: %SOLIDS

Lab#	Client SampleID	Matrix	Dilution:	Result	Units:	RL	Prep Date	Analysis Date	Received Date	Collect Date
AC59221-001	MW-06 4-5	Soil	1	87	Percent			05/23/11	05/20/11	05/16/11
AC59221-002	MW-06 10-11	Soil	1	85	Percent			05/23/11	05/20/11	05/16/11
AC59221-003	MW-07 6-7	Soil	1	81	Percent			05/23/11	05/20/11	05/16/11
AC59221-004	MW-07 14-15	Soil	1	78	Percent			05/23/11	05/20/11	05/16/11
AC59221-005	MW-08 11-12	Soil	1	64	Percent			05/23/11	05/20/11	05/17/11
AC59221-006	MW-09 5-6	Soil	1	81	Percent			05/23/11	05/20/11	05/17/11
AC59221-007	MW-09 6-7	Soil	1	83	Percent			05/23/11	05/20/11	05/17/11
AC59221-008	MW-10 7-8	Soil	1	75	Percent			05/23/11	05/20/11	05/18/11
AC59221-009	MW-11 5-6	Soil	1	90	Percent			05/23/11	05/20/11	05/18/11
AC59221-010	MW-11 13-14	Soil	1	76	Percent			05/23/11	05/20/11	05/18/11
AC59221-011	MW-11 13-14 MS	Soil	1	86	Percent			05/24/11	05/20/11	05/18/11
AC59221-012	MW-11 13-14 MS	Soil	1	84	Percent			05/24/11	05/20/11	05/18/11
AC59221-013	Duplicate	Soil	1	87	Percent			05/24/11	05/20/11	05/18/11

% Solids Report

Analysis Type: SOLIDS-S
BatchID: SOLIDS-S-5221

QcType	SampleID:	Rounded Result	Raw Result	Units	Tare Weight	Wet Weight	Dry Weight	Analysis Date	Analyzed By	QC RPD	Rpd Limit
DUP	AC59215-003	67	67.30072	Percent	1.03	12.07	8.46	05/23/11	jamesb	4.2	5
Sample	AC59214-017	91	91.22958	Percent	1.04	12.67	11.65	05/23/11	jamesb		
Sample	AC59214-018	88	88.35556	Percent	1.03	12.28	10.97	05/23/11	jamesb		
Sample	AC59214-019	87	86.50307	Percent	1.02	12.43	10.89	05/23/11	jamesb		
Sample	AC59214-020	87	87.47871	Percent	1.03	12.77	11.30	05/23/11	jamesb		
Sample	AC59215-001	73	73.01870	Percent	1.03	12.26	9.23	05/23/11	jamesb		
Sample	AC59215-003	65	64.54148	Percent	1.02	12.47	8.41	05/23/11	jamesb		
Sample	AC59215-004	68	68.41637	Percent	1.03	12.27	8.72	05/23/11	jamesb		
Sample	AC59215-005	70	70.31802	Percent	1.02	12.34	8.98	05/23/11	jamesb		
Sample	AC59215-007	71	70.98712	Percent	1.03	12.68	9.30	05/23/11	jamesb		
Sample	AC59215-009	75	75.06427	Percent	1.03	12.70	9.79	05/23/11	jamesb		
Sample	AC59221-001	87	86.64944	Percent	1.03	12.64	11.09	05/23/11	jamesb		
Sample	AC59221-002	85	84.77293	Percent	1.04	12.27	10.56	05/23/11	jamesb		
Sample	AC59221-003	81	80.53571	Percent	1.03	12.23	10.05	05/23/11	jamesb		
Sample	AC59221-004	78	77.79705	Percent	1.04	12.57	10.01	05/23/11	jamesb		
Sample	AC59221-005	64	64.18182	Percent	1.04	12.04	8.10	05/23/11	jamesb		
Sample	AC59221-006	81	80.78947	Percent	1.06	12.46	10.27	05/23/11	jamesb		
Sample	AC59221-007	83	83.00598	Percent	1.04	12.75	10.76	05/23/11	jamesb		
Sample	AC59221-008	75	74.64158	Percent	1.03	12.19	9.36	05/23/11	jamesb		
Sample	AC59221-009	90	89.58707	Percent	1.04	12.18	11.02	05/23/11	jamesb		
Sample	AC59221-010	76	76.48601	Percent	1.03	12.47	9.78	05/23/11	jamesb		

* - Indicates Failed Rpd Criteria

% Solids Report

Analysis Type: SOLIDS-S
BatchID: SOLIDS-S-5222

QcType	SampleID:	Rounded Result	Raw Result	Units	Tare Weight	Wet Weight	Dry Weight	Analysis Date	Analyzed By	QC RPD	Rpd Limit
DUP	AC59098-011	84	83.73984	Percent	1.03	12.10	10.30	05/24/11	beena	1.9	5
Sample	AC59098-011	82	82.13333	Percent	1.03	12.28	10.27	05/24/11	beena		
Sample	AC59221-011	86	85.99827	Percent	1.04	12.61	10.99	05/24/11	beena		
Sample	AC59221-012	84	84.47528	Percent	1.04	12.57	10.78	05/24/11	beena		
Sample	AC59221-013	87	86.87500	Percent	1.06	12.26	10.79	05/24/11	beena		
Sample	AC59222-001	87	87.10801	Percent	1.04	12.52	11.04	05/24/11	beena		
Sample	AC59222-002	85	85.20103	Percent	1.04	12.73	11.00	05/24/11	beena		
Sample	AC59226-001	91	90.62218	Percent	1.04	12.13	11.09	05/24/11	beena		
Sample	AC59226-002	90	89.69918	Percent	1.03	12.00	10.87	05/24/11	beena		
Sample	AC59226-003	88	87.58929	Percent	1.03	12.23	10.84	05/24/11	beena		
Sample	AC59226-004	83	82.68908	Percent	1.04	12.94	10.88	05/24/11	beena		
Sample	AC59227-001	77	76.83135	Percent	1.04	12.78	10.06	05/24/11	beena		
Sample	AC59228-001	77	76.78729	Percent	1.03	12.36	9.73	05/24/11	beena		
Sample	AC59230-001	77	77.41935	Percent	1.04	12.51	9.92	05/24/11	beena		
Sample	AC59230-002	85	84.53139	Percent	1.04	12.03	10.33	05/24/11	beena		
Sample	AC59251-001	87	86.78414	Percent	1.03	12.38	10.88	05/24/11	beena		
Sample	AC59251-002	90	90.49774	Percent	1.04	12.09	11.04	05/24/11	beena		
Sample	AC59251-003	85	85.27660	Percent	1.03	12.78	11.05	05/24/11	beena		
Sample	AC59251-004	94	93.84215	Percent	1.04	12.57	11.86	05/24/11	beena		
Sample	AC59251-005	83	83.34779	Percent	1.03	12.56	10.64	05/24/11	beena		
Sample	AC59265-001	87	87.33392	Percent	1.03	12.32	10.89	05/24/11	beena		

* - Indicates Failed Rpd Criteria

Project: Former Damshire Cleaners

Client PO: 1436846

Report To: EA Engineering, Science & Technology
6712 Brooklawn Pkwy.
Suite 104
Syracuse, NY 13211

Attn: J.Graham

Received Date: 5/26/2011

Report Date: 6/23/2011

Deliverables: NYDOH-CatB

Lab ID: AC59335

Lab Project No: 1052604

This report is a true report of results obtained from our tests of this material. All results meet the requirements of the NELAP Institute standards. In lieu of a formal contract document, the total aggregate liability of Veritech to all parties shall not exceed Veritech's total fee for analytical services rendered.


Jeri Rossi - Quality Assurance Director

OR

Stanley Gilewicz - Laboratory Director

NJ (07071 and 07069)

NY (ELAP11408 and 11939)

CT (PH-0671)

USACE

PA (68-00463 and 68-04409)

KY (90124)

WV (353)



TABLE OF CONTENTS

HC-V LABORATORY RESULTS

PAGE NOS.

SDG Narrative	1-4
Reporting Limit Definitions	5-6
Data Package Summary Forms	7-35
Chain of Custody Forms	36-41
GC/MS Volatiles Data	42-238

SDG Narrative

HCV Case Narrative/Conformance Summary

Client: EA Engineering, Science & Technology
Project: Former Damshire Cleaners

HCV Project: 1052604

Hampton-Clarke/Veritech (HC-V) received the following samples on May 26, 2011:

<u>Client ID</u>	<u>HCV Sample ID</u>	<u>Matrix</u>	<u>Analysis</u>
MW-01	AC59335-001	Aqueous	VO (8260B)
MW-02	AC59335-002	Aqueous	VO (8260B)
MW-03	AC59335-003	Aqueous	VO (8260B)
MW-04	AC59335-004	Aqueous	VO (8260B)
MW-05	AC59335-005	Aqueous	VO (8260B)
MW-06	AC59335-006	Aqueous	VO (8260B)
MW-07	AC59335-007	Aqueous	VO (8260B)
MW-08	AC59335-008	Aqueous	VO (8260B)
MW-08 MS	AC59335-009	Aqueous	VO (8260B)
MW-08 MSD	AC59335-010	Aqueous	VO (8260B)
MW-09	AC59335-011	Aqueous	VO (8260B)
MW-10	AC59335-012	Aqueous	VO (8260B)
MW-11	AC59335-013	Aqueous	VO (8260B)
Duplicate	AC59335-014	Aqueous	VO (8260B)

Volatile Organic Analysis:

Data conforms to method requirements.

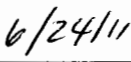
I certify that this data package is in compliance with the terms and conditions of the contract, both technically and for completeness, for other than the conditions detailed above. Release of the data contained in this hardcopy data package and in the computer-readable data has been authorized by the Laboratory Manager or his designee, as verified by the following signature.



Jeri Rossi
Quality Assurance Director

Or

Stanley Gilewicz
Laboratory Director



Date

NEW YORK STATE DEPARTMENT OF ENVIRONMENTAL CONSERVATION

FORM S-I

SAMPLE IDENTIFICATION AND
ANALYTICAL REQUIREMENT SUMMARY

NYSDEC Sample ID/Code	Laboratory Sample ID/Code	Analytical Requirements					
		VOA GC/MS (Method #)	BNA GC/MS (Method #)	VOA GC (Method #)	Pest PCBs (Method #)	Metals (Method #)	Other (Method #)
MW-01	AC59335-001	8260B					
MW-02	AC59335-002	8260B					
MW-03	AC59335-003	8260B					
MW-04	AC59335-004	8260B					
MW-05	AC59335-005	8260B					
MW-06	AC59335-006	8260B					
MW-07	AC59335-007	8260B					
MW-08	AC59335-008	8260B					
MW-08 MS	AC59335-009	8260B					
MW-08 MSD	AC59335-010	8260B					
MW-09	AC59335-011	8260B					
MW-10	AC59335-012	8260B					
MW-11	AC59335-013	8260B					
Duplicate	AC59335-014	8260B					

NEW YORK STATE DEPARTMENT OF ENVIRONMENTAL CONSERVATION**FORM S-IIb****SAMPLE PREPARATION AND ANALYSIS SUMMARY
VOLATILE (VOA)
ANALYSES**

Laboratory Sample ID	Matrix	Date Collected	Date Rec'd at Lab	Date Extracted	Date Analyzed
AC59335-001	Aqueous	05/25/11	05/26/11	-	05/31/11
AC59335-002	Aqueous	05/25/11	05/26/11	-	05/31/11
AC59335-003	Aqueous	05/25/11	05/26/11	-	05/31/11
AC59335-004	Aqueous	05/25/11	05/26/11	-	06/01/11
AC59335-005	Aqueous	05/25/11	05/26/11	-	05/31/11
AC59335-006	Aqueous	05/25/11	05/26/11	-	06/01/11
AC59335-007	Aqueous	05/25/11	05/26/11	-	06/01/11
AC59335-008	Aqueous	05/25/11	05/26/11	-	05/31/11
AC59335-009	Aqueous	05/25/11	05/26/11	-	05/31/11
AC59335-010	Aqueous	05/25/11	05/26/11	-	05/31/11
AC59335-011	Aqueous	05/25/11	05/26/11	-	06/01/11
AC59335-012	Aqueous	05/25/11	05/26/11	-	06/01/11
AC59335-013	Aqueous	05/25/11	05/26/11	-	06/01/11
AC59335-014	Aqueous	05/25/11	05/26/11	-	05/31/11

Reporting Limit Definitions

HCV Reporting Limit Definitions/Data Qualifiers

REPORTING DEFINITIONS

DF = Dilution Factor

MDL = Method Detection Limit

RL = Reporting Limit *

RT = Retention Time

NA = Not Applicable

ND = Not Detected

DATA QUALIFIERS

- B-** Indicates analyte was present in the Method Blank and sample.
- d-** For Pesticide and PCB analysis, the concentration between primary and secondary columns is greater than 40%. The lower concentration is generally reported.
- E-** Indicates the concentration exceeded the upper calibration range of the instrument.
- J-** Indicates the concentration is below the Reporting Limit (RL) but above the MDL (Method Detection Limit). The concentration reported is an estimate.

*For Clean Water Act and SW846 Organic Methods and Metals Methods, the Reporting Limit is determined by the concentration of the lowest standard in the calibration curve.

*For Clean Water Act and SW846 Wet Chemistry methods, the Reporting Limit is determined by the concentration of the lowest standard in the calibration curve. For most gravimetric methods the Reporting Limit is defined as a value 3 to 5 times the MDL.

Data Package Summary Forms

HCV Report Of Analysis

Client: EA Engineering, Science & Technology

HCV Project #: 1052604

Project: Former Damshire Cleaners

Sample ID: MW-01

Collection Date: 5/25/2011

Lab#: AC59335-001

Receipt Date: 5/26/2011

Matrix: Aqueous

Volatile Organics (no search) 8260

Analyte	DF	Units	RL	Result
1,1,1-Trichloroethane	1	ug/l	1.0	ND
1,1,2,2-Tetrachloroethane	1	ug/l	1.0	ND
1,1,2-Trichloro-1,2,2-trifluoroethane	1	ug/l	1.0	ND
1,1,2-Trichloroethane	1	ug/l	1.0	ND
1,1-Dichloroethane	1	ug/l	1.0	ND
1,1-Dichloroethene	1	ug/l	1.0	ND
1,2,4-Trichlorobenzene	1	ug/l	1.0	ND
1,2-Dibromo-3-chloropropane	1	ug/l	1.0	ND
1,2-Dibromoethane	1	ug/l	1.0	ND
1,2-Dichlorobenzene	1	ug/l	1.0	ND
1,2-Dichloroethane	1	ug/l	0.50	ND
1,2-Dichloropropane	1	ug/l	1.0	ND
1,3-Dichlorobenzene	1	ug/l	1.0	ND
1,4-Dichlorobenzene	1	ug/l	1.0	ND
2-Butanone	1	ug/l	1.0	ND
2-Hexanone	1	ug/l	1.0	ND
4-Methyl-2-pentanone	1	ug/l	1.0	ND
Acetone	1	ug/l	10	ND
Benzene	1	ug/l	0.50	ND
Bromodichloromethane	1	ug/l	1.0	ND
Bromoform	1	ug/l	1.0	ND
Bromomethane	1	ug/l	1.0	ND
Carbon disulfide	1	ug/l	1.0	ND
Carbon tetrachloride	1	ug/l	1.0	ND
Chlorobenzene	1	ug/l	1.0	ND
Chloroethane	1	ug/l	1.0	ND
Chloroform	1	ug/l	1.0	ND
Chloromethane	1	ug/l	1.0	ND
cis-1,2-Dichloroethene	1	ug/l	1.0	ND
cis-1,3-Dichloropropene	1	ug/l	1.0	ND
Cyclohexane	1	ug/l	1.0	ND
Dibromochloromethane	1	ug/l	1.0	ND
Dichlorodifluoromethane	1	ug/l	1.0	ND
Ethylbenzene	1	ug/l	1.0	ND
Isopropylbenzene	1	ug/l	1.0	ND
m&p-Xylenes	1	ug/l	1.0	ND
Methyl Acetate	1	ug/l	1.0	ND
Methylcyclohexane	1	ug/l	1.0	ND
Methylene chloride	1	ug/l	1.0	ND
Methyl-t-butyl ether	1	ug/l	0.50	ND
o-Xylene	1	ug/l	1.0	ND
Styrene	1	ug/l	1.0	ND
Tetrachloroethene	1	ug/l	1.0	ND
Toluene	1	ug/l	1.0	ND
trans-1,2-Dichloroethene	1	ug/l	1.0	ND
trans-1,3-Dichloropropene	1	ug/l	1.0	ND
Trichloroethene	1	ug/l	1.0	ND
Trichlorofluoromethane	1	ug/l	1.0	ND
Vinyl chloride	1	ug/l	1.0	ND
Xylenes (Total)	1	ug/l	1.0	ND

Sample ID: MW-02
 Lab#: AC59335-002
 Matrix: Aqueous

Collection Date: 5/25/2011
 Receipt Date: 5/26/2011

Volatile Organics (no search) 8260

Analyte	DF	Units	RL	Result
1,1,1-Trichloroethane	1	ug/l	1.0	ND
1,1,2,2-Tetrachloroethane	1	ug/l	1.0	ND
1,1,2-Trichloro-1,2,2-trifluoroethane	1	ug/l	1.0	ND
1,1,2-Trichloroethane	1	ug/l	1.0	ND
1,1-Dichloroethane	1	ug/l	1.0	ND
1,1-Dichloroethene	1	ug/l	1.0	1.1
1,2,4-Trichlorobenzene	1	ug/l	1.0	ND
1,2-Dibromo-3-chloropropane	1	ug/l	1.0	ND
1,2-Dibromoethane	1	ug/l	1.0	ND
1,2-Dichlorobenzene	1	ug/l	1.0	ND
1,2-Dichloroethane	1	ug/l	0.50	ND
1,2-Dichloropropane	1	ug/l	1.0	ND
1,3-Dichlorobenzene	1	ug/l	1.0	ND
1,4-Dichlorobenzene	1	ug/l	1.0	ND
2-Butanone	1	ug/l	1.0	ND
2-Hexanone	1	ug/l	1.0	ND
4-Methyl-2-pentanone	1	ug/l	1.0	ND
Acetone	1	ug/l	10	ND
Benzene	1	ug/l	0.50	ND
Bromodichloromethane	1	ug/l	1.0	ND
Bromoform	1	ug/l	1.0	ND
Bromomethane	1	ug/l	1.0	ND
Carbon disulfide	1	ug/l	1.0	ND
Carbon tetrachloride	1	ug/l	1.0	ND
Chlorobenzene	1	ug/l	1.0	ND
Chloroethane	1	ug/l	1.0	ND
Chloroform	1	ug/l	1.0	ND
Chloromethane	1	ug/l	1.0	ND
cis-1,2-Dichloroethene	1	ug/l	1.0	320
cis-1,3-Dichloropropene	1	ug/l	1.0	ND
Cyclohexane	1	ug/l	1.0	ND
Dibromochloromethane	1	ug/l	1.0	ND
Dichlorodifluoromethane	1	ug/l	1.0	ND
Ethylbenzene	1	ug/l	1.0	ND
Isopropylbenzene	1	ug/l	1.0	ND
m&p-Xylenes	1	ug/l	1.0	ND
Methyl Acetate	1	ug/l	1.0	ND
Methylcyclohexane	1	ug/l	1.0	ND
Methylene chloride	1	ug/l	1.0	ND
Methyl-t-butyl ether	1	ug/l	0.50	ND
o-Xylene	1	ug/l	1.0	ND
Styrene	1	ug/l	1.0	ND
Tetrachloroethene	1	ug/l	1.0	13
Toluene	1	ug/l	1.0	ND
trans-1,2-Dichloroethene	1	ug/l	1.0	3.1
trans-1,3-Dichloropropene	1	ug/l	1.0	ND
Trichloroethene	1	ug/l	1.0	8.5
Trichlorofluoromethane	1	ug/l	1.0	ND
Vinyl chloride	1	ug/l	1.0	ND
Xylenes (Total)	1	ug/l	1.0	ND

Sample ID: MW-03
 Lab#: AC59335-003
 Matrix: Aqueous

Collection Date: 5/25/2011
 Receipt Date: 5/26/2011

Volatile Organics (no search) 8260

Analyte	DF	Units	RL	Result
1,1,1-Trichloroethane	1	ug/l	1.0	ND
1,1,2,2-Tetrachloroethane	1	ug/l	1.0	ND
1,1,2-Trichloro-1,2,2-trifluoroethane	1	ug/l	1.0	ND
1,1,2-Trichloroethane	1	ug/l	1.0	ND
1,1-Dichloroethane	1	ug/l	1.0	ND
1,1-Dichloroethene	1	ug/l	1.0	ND
1,2,4-Trichlorobenzene	1	ug/l	1.0	ND
1,2-Dibromo-3-chloropropane	1	ug/l	1.0	ND
1,2-Dibromoethane	1	ug/l	1.0	ND
1,2-Dichlorobenzene	1	ug/l	1.0	ND
1,2-Dichloroethane	1	ug/l	0.50	ND
1,2-Dichloropropane	1	ug/l	1.0	ND
1,3-Dichlorobenzene	1	ug/l	1.0	ND
1,4-Dichlorobenzene	1	ug/l	1.0	ND
2-Butanone	1	ug/l	1.0	ND
2-Hexanone	1	ug/l	1.0	ND
4-Methyl-2-pentanone	1	ug/l	1.0	ND
Acetone	1	ug/l	10	ND
Benzene	1	ug/l	0.50	ND
Bromodichloromethane	1	ug/l	1.0	ND
Bromoform	1	ug/l	1.0	ND
Bromomethane	1	ug/l	1.0	ND
Carbon disulfide	1	ug/l	1.0	ND
Carbon tetrachloride	1	ug/l	1.0	ND
Chlorobenzene	1	ug/l	1.0	ND
Chloroethane	1	ug/l	1.0	ND
Chloroform	1	ug/l	1.0	ND
Chloromethane	1	ug/l	1.0	ND
cis-1,2-Dichloroethene	1	ug/l	1.0	27
cis-1,3-Dichloropropene	1	ug/l	1.0	ND
Cyclohexane	1	ug/l	1.0	ND
Dibromochloromethane	1	ug/l	1.0	ND
Dichlorodifluoromethane	1	ug/l	1.0	ND
Ethylbenzene	1	ug/l	1.0	ND
Isopropylbenzene	1	ug/l	1.0	ND
m&p-Xylenes	1	ug/l	1.0	ND
Methyl Acetate	1	ug/l	1.0	ND
Methylcyclohexane	1	ug/l	1.0	ND
Methylene chloride	1	ug/l	1.0	ND
Methyl-t-butyl ether	1	ug/l	0.50	ND
o-Xylene	1	ug/l	1.0	ND
Styrene	1	ug/l	1.0	ND
Tetrachloroethene	1	ug/l	1.0	6.5
Toluene	1	ug/l	1.0	ND
trans-1,2-Dichloroethene	1	ug/l	1.0	ND
trans-1,3-Dichloropropene	1	ug/l	1.0	ND
Trichloroethene	1	ug/l	1.0	9.0
Trichlorofluoromethane	1	ug/l	1.0	ND
Vinyl chloride	1	ug/l	1.0	ND
Xylenes (Total)	1	ug/l	1.0	ND

Sample ID: MW-04
 Lab#: AC59335-004
 Matrix: Aqueous

Collection Date: 5/25/2011
 Receipt Date: 5/26/2011

Volatile Organics (no search) 8260

Analyte	DF	Units	RL	Result
1,1,1-Trichloroethane	500	ug/l	500	ND
1,1,2,2-Tetrachloroethane	500	ug/l	500	ND
1,1,2-Trichloro-1,2,2-trifluoroethane	500	ug/l	500	ND
1,1,2-Trichloroethane	500	ug/l	500	ND
1,1-Dichloroethane	500	ug/l	500	ND
1,1-Dichloroethene	500	ug/l	500	ND
1,2,4-Trichlorobenzene	500	ug/l	500	ND
1,2-Dibromo-3-chloropropane	500	ug/l	500	ND
1,2-Dibromoethane	500	ug/l	500	ND
1,2-Dichlorobenzene	500	ug/l	500	ND
1,2-Dichloroethane	500	ug/l	250	ND
1,2-Dichloropropane	500	ug/l	250	ND
1,3-Dichlorobenzene	500	ug/l	500	ND
1,4-Dichlorobenzene	500	ug/l	500	ND
2-Butanone	500	ug/l	500	ND
2-Hexanone	500	ug/l	500	ND
4-Methyl-2-pentanone	500	ug/l	500	ND
Acetone	500	ug/l	5000	ND
Benzene	500	ug/l	250	ND
Bromodichloromethane	500	ug/l	300	ND
Bromoform	500	ug/l	500	ND
Bromomethane	500	ug/l	500	ND
Carbon disulfide	500	ug/l	500	ND
Carbon tetrachloride	500	ug/l	500	ND
Chlorobenzene	500	ug/l	500	ND
Chloroethane	500	ug/l	500	ND
Chloroform	500	ug/l	500	ND
Chloromethane	500	ug/l	500	ND
cis-1,2-Dichloroethene	500	ug/l	500	ND
cis-1,3-Dichloropropene	500	ug/l	500	ND
Cyclohexane	500	ug/l	500	ND
Dibromochloromethane	500	ug/l	500	ND
Dichlorodifluoromethane	500	ug/l	500	ND
Ethylbenzene	500	ug/l	500	ND
Isopropylbenzene	500	ug/l	500	ND
m&p-Xylenes	500	ug/l	500	ND
Methyl Acetate	500	ug/l	500	ND
Methylcyclohexane	500	ug/l	500	ND
Methylene chloride	500	ug/l	500	ND
Methyl-t-butyl ether	500	ug/l	250	ND
o-Xylene	500	ug/l	500	ND
Styrene	500	ug/l	500	ND
Tetrachloroethene	500	ug/l	500	48000
Toluene	500	ug/l	500	ND
trans-1,2-Dichloroethene	500	ug/l	500	ND
trans-1,3-Dichloropropene	500	ug/l	500	ND
Trichloroethene	500	ug/l	500	500
Trichlorofluoromethane	500	ug/l	500	ND
Vinyl chloride	500	ug/l	500	ND
Xylenes (Total)	500	ug/l	500	ND

Sample ID: MW-05
 Lab#: AC59335-005
 Matrix: Aqueous

Collection Date: 5/25/2011
 Receipt Date: 5/26/2011

Volatile Organics (no search) 8260

Analyte	DF	Units	RL	Result
1,1,1-Trichloroethane	100	ug/l	100	ND
1,1,2,2-Tetrachloroethane	100	ug/l	100	ND
1,1,2-Trichloro-1,2,2-trifluoroethane	100	ug/l	100	ND
1,1,2-Trichloroethane	100	ug/l	100	ND
1,1-Dichloroethane	100	ug/l	100	ND
1,1-Dichloroethene	100	ug/l	100	ND
1,2,4-Trichlorobenzene	100	ug/l	100	ND
1,2-Dibromo-3-chloropropane	100	ug/l	100	ND
1,2-Dibromoethane	100	ug/l	100	ND
1,2-Dichlorobenzene	100	ug/l	100	ND
1,2-Dichloroethane	100	ug/l	50	ND
1,2-Dichloropropane	100	ug/l	100	ND
1,3-Dichlorobenzene	100	ug/l	100	ND
1,4-Dichlorobenzene	100	ug/l	100	ND
2-Butanone	100	ug/l	100	ND
2-Hexanone	100	ug/l	100	ND
4-Methyl-2-pentanone	100	ug/l	100	ND
Acetone	100	ug/l	1000	ND
Benzene	100	ug/l	50	ND
Bromodichloromethane	100	ug/l	100	ND
Bromoform	100	ug/l	100	ND
Bromomethane	100	ug/l	100	ND
Carbon disulfide	100	ug/l	100	ND
Carbon tetrachloride	100	ug/l	100	ND
Chlorobenzene	100	ug/l	100	ND
Chloroethane	100	ug/l	100	ND
Chloroform	100	ug/l	100	ND
Chloromethane	100	ug/l	100	ND
cis-1,2-Dichloroethene	100	ug/l	100	260
cis-1,3-Dichloropropene	100	ug/l	100	ND
Cyclohexane	100	ug/l	100	ND
Dibromochloromethane	100	ug/l	100	ND
Dichlorodifluoromethane	100	ug/l	100	ND
Ethylbenzene	100	ug/l	100	ND
Isopropylbenzene	100	ug/l	100	ND
m&p-Xylenes	100	ug/l	100	ND
Methyl Acetate	100	ug/l	100	ND
Methylcyclohexane	100	ug/l	100	ND
Methylene chloride	100	ug/l	100	ND
Methyl-t-butyl ether	100	ug/l	50	ND
o-Xylene	100	ug/l	100	ND
Styrene	100	ug/l	100	ND
Tetrachloroethene	100	ug/l	100	25000
Toluene	100	ug/l	100	ND
trans-1,2-Dichloroethene	100	ug/l	100	ND
trans-1,3-Dichloropropene	100	ug/l	100	ND
Trichloroethene	100	ug/l	100	6500
Trichlorofluoromethane	100	ug/l	100	ND
Vinyl chloride	100	ug/l	100	ND
Xylenes (Total)	100	ug/l	100	ND

Sample ID: MW-06
 Lab#: AC59335-006
 Matrix: Aqueous

Collection Date: 5/25/2011
 Receipt Date: 5/26/2011

Volatile Organics (no search) 8260

Analyte	DF	Units	RL	Result
1,1,1-Trichloroethane	1	ug/l	1.0	ND
1,1,2,2-Tetrachloroethane	1	ug/l	1.0	ND
1,1,2-Trichloro-1,2,2-trifluoroethane	1	ug/l	1.0	ND
1,1,2-Trichloroethane	1	ug/l	1.0	ND
1,1-Dichloroethane	1	ug/l	1.0	ND
1,1-Dichloroethene	1	ug/l	1.0	ND
1,2,4-Trichlorobenzene	1	ug/l	1.0	ND
1,2-Dibromo-3-chloropropane	1	ug/l	1.0	ND
1,2-Dibromoethane	1	ug/l	1.0	ND
1,2-Dichlorobenzene	1	ug/l	1.0	ND
1,2-Dichloroethane	1	ug/l	0.50	ND
1,2-Dichloropropane	1	ug/l	0.51	ND
1,3-Dichlorobenzene	1	ug/l	1.0	ND
1,4-Dichlorobenzene	1	ug/l	1.0	ND
2-Butanone	1	ug/l	1.0	ND
2-Hexanone	1	ug/l	1.0	ND
4-Methyl-2-pentanone	1	ug/l	1.0	ND
Acetone	1	ug/l	10	ND
Benzene	1	ug/l	0.50	ND
Bromodichloromethane	1	ug/l	0.61	ND
Bromoform	1	ug/l	1.0	ND
Bromomethane	1	ug/l	1.0	ND
Carbon disulfide	1	ug/l	1.0	ND
Carbon tetrachloride	1	ug/l	1.0	ND
Chlorobenzene	1	ug/l	1.0	ND
Chloroethane	1	ug/l	1.0	ND
Chloroform	1	ug/l	1.0	ND
Chloromethane	1	ug/l	1.0	ND
cis-1,2-Dichloroethene	1	ug/l	1.0	ND
cis-1,3-Dichloropropene	1	ug/l	1.0	ND
Cyclohexane	1	ug/l	1.0	ND
Dibromochloromethane	1	ug/l	1.0	ND
Dichlorodifluoromethane	1	ug/l	1.0	ND
Ethylbenzene	1	ug/l	1.0	ND
Isopropylbenzene	1	ug/l	1.0	ND
m&p-Xylenes	1	ug/l	1.0	ND
Methyl Acetate	1	ug/l	1.0	ND
Methylcyclohexane	1	ug/l	1.0	ND
Methylene chloride	1	ug/l	1.0	ND
Methyl-t-butyl ether	1	ug/l	0.50	ND
o-Xylene	1	ug/l	1.0	ND
Styrene	1	ug/l	1.0	ND
Tetrachloroethene	1	ug/l	1.0	2.0
Toluene	1	ug/l	1.0	ND
trans-1,2-Dichloroethene	1	ug/l	1.0	ND
trans-1,3-Dichloropropene	1	ug/l	1.0	ND
Trichloroethene	1	ug/l	1.0	ND
Trichlorofluoromethane	1	ug/l	1.0	ND
Vinyl chloride	1	ug/l	1.0	ND
Xylenes (Total)	1	ug/l	1.0	ND

Sample ID: MW-07
 Lab#: AC59335-007
 Matrix: Aqueous

Collection Date: 5/25/2011
 Receipt Date: 5/26/2011

Volatile Organics (no search) 8260

Analyte	DF	Units	RL	Result
1,1,1-Trichloroethane	1	ug/l	1.0	ND
1,1,2,2-Tetrachloroethane	1	ug/l	1.0	ND
1,1,2-Trichloro-1,2,2-trifluoroethane	1	ug/l	1.0	ND
1,1,2-Trichloroethane	1	ug/l	1.0	ND
1,1-Dichloroethane	1	ug/l	1.0	ND
1,1-Dichloroethene	1	ug/l	1.0	ND
1,2,4-Trichlorobenzene	1	ug/l	1.0	ND
1,2-Dibromo-3-chloropropane	1	ug/l	1.0	ND
1,2-Dibromoethane	1	ug/l	1.0	ND
1,2-Dichlorobenzene	1	ug/l	1.0	ND
1,2-Dichloroethane	1	ug/l	0.50	ND
1,2-Dichloropropane	1	ug/l	0.51	ND
1,3-Dichlorobenzene	1	ug/l	1.0	ND
1,4-Dichlorobenzene	1	ug/l	1.0	ND
2-Butanone	1	ug/l	1.0	ND
2-Hexanone	1	ug/l	1.0	ND
4-Methyl-2-pentanone	1	ug/l	1.0	ND
Acetone	1	ug/l	10	ND
Benzene	1	ug/l	0.50	ND
Bromodichloromethane	1	ug/l	0.61	ND
Bromoform	1	ug/l	1.0	ND
Bromomethane	1	ug/l	1.0	ND
Carbon disulfide	1	ug/l	1.0	ND
Carbon tetrachloride	1	ug/l	1.0	ND
Chlorobenzene	1	ug/l	1.0	ND
Chloroethane	1	ug/l	1.0	ND
Chloroform	1	ug/l	1.0	ND
Chloromethane	1	ug/l	1.0	ND
cis-1,2-Dichloroethene	1	ug/l	1.0	2.2
cis-1,3-Dichloropropene	1	ug/l	1.0	ND
Cyclohexane	1	ug/l	1.0	ND
Dibromochloromethane	1	ug/l	1.0	ND
Dichlorodifluoromethane	1	ug/l	1.0	ND
Ethylbenzene	1	ug/l	1.0	ND
Isopropylbenzene	1	ug/l	1.0	ND
m&p-Xylenes	1	ug/l	1.0	1.3
Methyl Acetate	1	ug/l	1.0	ND
Methylcyclohexane	1	ug/l	1.0	ND
Methylene chloride	1	ug/l	1.0	ND
Methyl-t-butyl ether	1	ug/l	0.50	ND
o-Xylene	1	ug/l	1.0	ND
Styrene	1	ug/l	1.0	ND
Tetrachloroethene	1	ug/l	1.0	44
Toluene	1	ug/l	1.0	2.2
trans-1,2-Dichloroethene	1	ug/l	1.0	ND
trans-1,3-Dichloropropene	1	ug/l	1.0	ND
Trichloroethene	1	ug/l	1.0	4.6
Trichlorofluoromethane	1	ug/l	1.0	ND
Vinyl chloride	1	ug/l	1.0	ND
Xylenes (Total)	1	ug/l	1.0	1.3

Sample ID: MW-08
 Lab#: AC59335-008
 Matrix: Aqueous

Collection Date: 5/25/2011
 Receipt Date: 5/26/2011

Volatile Organics (no search) 8260

Analyte	DF	Units	RL	Result
1,1,1-Trichloroethane	1	ug/l	1.0	ND
1,1,2,2-Tetrachloroethane	1	ug/l	1.0	ND
1,1,2-Trichloro-1,2,2-trifluoroethane	1	ug/l	1.0	ND
1,1,2-Trichloroethane	1	ug/l	1.0	ND
1,1-Dichloroethane	1	ug/l	1.0	ND
1,1-Dichloroethene	1	ug/l	1.0	ND
1,2,4-Trichlorobenzene	1	ug/l	1.0	ND
1,2-Dibromo-3-chloropropane	1	ug/l	1.0	ND
1,2-Dibromoethane	1	ug/l	1.0	ND
1,2-Dichlorobenzene	1	ug/l	1.0	ND
1,2-Dichloroethane	1	ug/l	0.50	ND
1,2-Dichloropropane	1	ug/l	1.0	ND
1,3-Dichlorobenzene	1	ug/l	1.0	ND
1,4-Dichlorobenzene	1	ug/l	1.0	ND
2-Butanone	1	ug/l	1.0	ND
2-Hexanone	1	ug/l	1.0	ND
4-Methyl-2-pentanone	1	ug/l	1.0	ND
Acetone	1	ug/l	10	ND
Benzene	1	ug/l	0.50	ND
Bromodichloromethane	1	ug/l	1.0	ND
Bromoform	1	ug/l	1.0	ND
Bromomethane	1	ug/l	1.0	ND
Carbon disulfide	1	ug/l	1.0	ND
Carbon tetrachloride	1	ug/l	1.0	ND
Chlorobenzene	1	ug/l	1.0	ND
Chloroethane	1	ug/l	1.0	ND
Chloroform	1	ug/l	1.0	ND
Chloromethane	1	ug/l	1.0	ND
cis-1,2-Dichloroethene	1	ug/l	1.0	ND
cis-1,3-Dichloropropene	1	ug/l	1.0	ND
Cyclohexane	1	ug/l	1.0	ND
Dibromochloromethane	1	ug/l	1.0	ND
Dichlorodifluoromethane	1	ug/l	1.0	ND
Ethylbenzene	1	ug/l	1.0	ND
Isopropylbenzene	1	ug/l	1.0	ND
m&p-Xylenes	1	ug/l	1.0	ND
Methyl Acetate	1	ug/l	1.0	ND
Methylcyclohexane	1	ug/l	1.0	ND
Methylene chloride	1	ug/l	1.0	ND
Methyl-t-butyl ether	1	ug/l	0.50	ND
o-Xylene	1	ug/l	1.0	ND
Styrene	1	ug/l	1.0	ND
Tetrachloroethene	1	ug/l	1.0	ND
Toluene	1	ug/l	1.0	ND
trans-1,2-Dichloroethene	1	ug/l	1.0	ND
trans-1,3-Dichloropropene	1	ug/l	1.0	ND
Trichloroethene	1	ug/l	1.0	ND
Trichlorofluoromethane	1	ug/l	1.0	ND
Vinyl chloride	1	ug/l	1.0	ND
Xylenes (Total)	1	ug/l	1.0	ND

Sample ID: MW-08 MS
 Lab#: AC59335-009
 Matrix: Aqueous

Collection Date: 5/25/2011
 Receipt Date: 5/26/2011

Volatile Organics (no search) 8260

Analyte	DF	Units	RL	Result
1,1,1-Trichloroethane	1	ug/l	1.0	20
1,1,2,2-Tetrachloroethane	1	ug/l	1.0	16
1,1,2-Trichloro-1,2,2-trifluoroethane	1	ug/l	1.0	19
1,1,2-Trichloroethane	1	ug/l	1.0	17
1,1-Dichloroethane	1	ug/l	1.0	16
1,1-Dichloroethene	1	ug/l	1.0	15
1,2,4-Trichlorobenzene	1	ug/l	1.0	18
1,2-Dibromo-3-chloropropane	1	ug/l	1.0	14
1,2-Dibromoethane	1	ug/l	1.0	16
1,2-Dichlorobenzene	1	ug/l	1.0	18
1,2-Dichloroethane	1	ug/l	0.50	19
1,2-Dichloropropane	1	ug/l	1.0	16
1,3-Dichlorobenzene	1	ug/l	1.0	19
1,4-Dichlorobenzene	1	ug/l	1.0	18
2-Butanone	1	ug/l	1.0	15
2-Hexanone	1	ug/l	1.0	14
4-Methyl-2-pentanone	1	ug/l	1.0	15
Acetone	1	ug/l	10	84
Benzene	1	ug/l	0.50	16
Bromodichloromethane	1	ug/l	1.0	17
Bromoform	1	ug/l	1.0	15
Bromomethane	1	ug/l	1.0	22
Carbon disulfide	1	ug/l	1.0	18
Carbon tetrachloride	1	ug/l	1.0	22
Chlorobenzene	1	ug/l	1.0	19
Chloroethane	1	ug/l	1.0	22
Chloroform	1	ug/l	1.0	18
Chloromethane	1	ug/l	1.0	16
cis-1,2-Dichloroethene	1	ug/l	1.0	17
cis-1,3-Dichloropropene	1	ug/l	1.0	15
Cyclohexane	1	ug/l	1.0	17
Dibromochloromethane	1	ug/l	1.0	16
Dichlorodifluoromethane	1	ug/l	1.0	15
Ethylbenzene	1	ug/l	1.0	18
Isopropylbenzene	1	ug/l	1.0	15
m&p-Xylenes	1	ug/l	1.0	32
Methyl Acetate	1	ug/l	1.0	20
Methylcyclohexane	1	ug/l	1.0	18
Methylene chloride	1	ug/l	1.0	17
Methyl-t-butyl ether	1	ug/l	0.50	16
o-Xylene	1	ug/l	1.0	16
Styrene	1	ug/l	1.0	16
Tetrachloroethene	1	ug/l	1.0	20
Toluene	1	ug/l	1.0	17
trans-1,2-Dichloroethene	1	ug/l	1.0	19
trans-1,3-Dichloropropene	1	ug/l	1.0	16
Trichloroethene	1	ug/l	1.0	19
Trichlorofluoromethane	1	ug/l	1.0	20
Vinyl chloride	1	ug/l	1.0	18
Xylenes (Total)	1	ug/l	1.0	48

Sample ID: MW-08 MSD
 Lab#: AC59335-010
 Matrix: Aqueous

Collection Date: 5/25/2011
 Receipt Date: 5/26/2011

Volatile Organics (no search) 8260

Analyte	DF	Units	RL	Result
1,1,1-Trichloroethane	1	ug/l	1.0	21
1,1,2,2-Tetrachloroethane	1	ug/l	1.0	18
1,1,2-Trichloro-1,2,2-trifluoroethane	1	ug/l	1.0	22
1,1,2-Trichloroethane	1	ug/l	1.0	18
1,1-Dichloroethane	1	ug/l	1.0	18
1,1-Dichloroethene	1	ug/l	1.0	18
1,2,4-Trichlorobenzene	1	ug/l	1.0	20
1,2-Dibromo-3-chloropropane	1	ug/l	1.0	14
1,2-Dibromoethane	1	ug/l	1.0	18
1,2-Dichlorobenzene	1	ug/l	1.0	19
1,2-Dichloroethane	1	ug/l	0.50	21
1,2-Dichloropropane	1	ug/l	1.0	19
1,3-Dichlorobenzene	1	ug/l	1.0	21
1,4-Dichlorobenzene	1	ug/l	1.0	19
2-Butanone	1	ug/l	1.0	18
2-Hexanone	1	ug/l	1.0	16
4-Methyl-2-pentanone	1	ug/l	1.0	15
Acetone	1	ug/l	10	89
Benzene	1	ug/l	0.50	19
Bromodichloromethane	1	ug/l	1.0	19
Bromoform	1	ug/l	1.0	16
Bromomethane	1	ug/l	1.0	25
Carbon disulfide	1	ug/l	1.0	20
Carbon tetrachloride	1	ug/l	1.0	23
Chlorobenzene	1	ug/l	1.0	20
Chloroethane	1	ug/l	1.0	21
Chloroform	1	ug/l	1.0	20
Chloromethane	1	ug/l	1.0	17
cis-1,2-Dichloroethene	1	ug/l	1.0	17
cis-1,3-Dichloropropene	1	ug/l	1.0	17
Cyclohexane	1	ug/l	1.0	19
Dibromochloromethane	1	ug/l	1.0	18
Dichlorodifluoromethane	1	ug/l	1.0	16
Ethylbenzene	1	ug/l	1.0	19
Isopropylbenzene	1	ug/l	1.0	17
m&p-Xylenes	1	ug/l	1.0	33
Methyl Acetate	1	ug/l	1.0	23
Methylcyclohexane	1	ug/l	1.0	20
Methylene chloride	1	ug/l	1.0	18
Methyl-t-butyl ether	1	ug/l	0.50	18
o-Xylene	1	ug/l	1.0	17
Styrene	1	ug/l	1.0	18
Tetrachloroethene	1	ug/l	1.0	23
Toluene	1	ug/l	1.0	19
trans-1,2-Dichloroethene	1	ug/l	1.0	21
trans-1,3-Dichloropropene	1	ug/l	1.0	17
Trichloroethene	1	ug/l	1.0	20
Trichlorofluoromethane	1	ug/l	1.0	23
Vinyl chloride	1	ug/l	1.0	20
Xylenes (Total)	1	ug/l	1.0	50

Sample ID: MW-09
 Lab#: AC59335-011
 Matrix: Aqueous

Collection Date: 5/25/2011
 Receipt Date: 5/26/2011

Volatile Organics (no search) 8260

Analyte	DF	Units	RL	Result
1,1,1-Trichloroethane	1	ug/l	1.0	ND
1,1,2,2-Tetrachloroethane	1	ug/l	1.0	ND
1,1,2-Trichloro-1,2,2-trifluoroethane	1	ug/l	1.0	ND
1,1,2-Trichloroethane	1	ug/l	1.0	ND
1,1-Dichloroethane	1	ug/l	1.0	ND
1,1-Dichloroethene	1	ug/l	1.0	ND
1,2,4-Trichlorobenzene	1	ug/l	1.0	ND
1,2-Dibromo-3-chloropropane	1	ug/l	1.0	ND
1,2-Dibromoethane	1	ug/l	1.0	ND
1,2-Dichlorobenzene	1	ug/l	1.0	ND
1,2-Dichloroethane	1	ug/l	0.50	ND
1,2-Dichloropropane	1	ug/l	0.51	ND
1,3-Dichlorobenzene	1	ug/l	1.0	ND
1,4-Dichlorobenzene	1	ug/l	1.0	ND
2-Butanone	1	ug/l	1.0	ND
2-Hexanone	1	ug/l	1.0	ND
4-Methyl-2-pentanone	1	ug/l	1.0	ND
Acetone	1	ug/l	10	ND
Benzene	1	ug/l	0.50	ND
Bromodichloromethane	1	ug/l	0.61	ND
Bromoform	1	ug/l	1.0	ND
Bromomethane	1	ug/l	1.0	ND
Carbon disulfide	1	ug/l	1.0	ND
Carbon tetrachloride	1	ug/l	1.0	ND
Chlorobenzene	1	ug/l	1.0	ND
Chloroethane	1	ug/l	1.0	ND
Chloroform	1	ug/l	1.0	ND
Chloromethane	1	ug/l	1.0	ND
cis-1,2-Dichloroethene	1	ug/l	1.0	ND
cis-1,3-Dichloropropene	1	ug/l	1.0	ND
Cyclohexane	1	ug/l	1.0	ND
Dibromochloromethane	1	ug/l	1.0	ND
Dichlorodifluoromethane	1	ug/l	1.0	ND
Ethylbenzene	1	ug/l	1.0	ND
Isopropylbenzene	1	ug/l	1.0	ND
m&p-Xylenes	1	ug/l	1.0	ND
Methyl Acetate	1	ug/l	1.0	ND
Methylcyclohexane	1	ug/l	1.0	ND
Methylene chloride	1	ug/l	1.0	ND
Methyl-t-butyl ether	1	ug/l	0.50	ND
o-Xylene	1	ug/l	1.0	ND
Styrene	1	ug/l	1.0	ND
Tetrachloroethene	1	ug/l	1.0	ND
Toluene	1	ug/l	1.0	ND
trans-1,2-Dichloroethene	1	ug/l	1.0	ND
trans-1,3-Dichloropropene	1	ug/l	1.0	ND
Trichloroethene	1	ug/l	1.0	ND
Trichlorofluoromethane	1	ug/l	1.0	ND
Vinyl chloride	1	ug/l	1.0	ND
Xylenes (Total)	1	ug/l	1.0	ND

Sample ID: MW-10
 Lab#: AC59335-012
 Matrix: Aqueous

Collection Date: 5/25/2011
 Receipt Date: 5/26/2011

Volatile Organics (no search) 8260

Analyte	DF	Units	RL	Result
1,1,1-Trichloroethane	1	ug/l	1.0	ND
1,1,2,2-Tetrachloroethane	1	ug/l	1.0	ND
1,1,2-Trichloro-1,2,2-trifluoroethane	1	ug/l	1.0	ND
1,1,2-Trichloroethane	1	ug/l	1.0	ND
1,1-Dichloroethane	1	ug/l	1.0	ND
1,1-Dichloroethene	1	ug/l	1.0	ND
1,2,4-Trichlorobenzene	1	ug/l	1.0	ND
1,2-Dibromo-3-chloropropane	1	ug/l	1.0	ND
1,2-Dibromoethane	1	ug/l	1.0	ND
1,2-Dichlorobenzene	1	ug/l	1.0	ND
1,2-Dichloroethane	1	ug/l	0.50	ND
1,2-Dichloropropane	1	ug/l	0.51	ND
1,3-Dichlorobenzene	1	ug/l	1.0	ND
1,4-Dichlorobenzene	1	ug/l	1.0	ND
2-Butanone	1	ug/l	1.0	ND
2-Hexanone	1	ug/l	1.0	ND
4-Methyl-2-pentanone	1	ug/l	1.0	ND
Acetone	1	ug/l	10	ND
Benzene	1	ug/l	0.50	ND
Bromodichloromethane	1	ug/l	0.61	ND
Bromoform	1	ug/l	1.0	ND
Bromomethane	1	ug/l	1.0	ND
Carbon disulfide	1	ug/l	1.0	ND
Carbon tetrachloride	1	ug/l	1.0	ND
Chlorobenzene	1	ug/l	1.0	ND
Chloroethane	1	ug/l	1.0	ND
Chloroform	1	ug/l	1.0	ND
Chloromethane	1	ug/l	1.0	ND
cis-1,2-Dichloroethene	1	ug/l	1.0	ND
cis-1,3-Dichloropropene	1	ug/l	1.0	ND
Cyclohexane	1	ug/l	1.0	ND
Dibromochloromethane	1	ug/l	1.0	ND
Dichlorodifluoromethane	1	ug/l	1.0	ND
Ethylbenzene	1	ug/l	1.0	ND
Isopropylbenzene	1	ug/l	1.0	ND
m&p-Xylenes	1	ug/l	1.0	ND
Methyl Acetate	1	ug/l	1.0	ND
Methylcyclohexane	1	ug/l	1.0	ND
Methylene chloride	1	ug/l	1.0	ND
Methyl-t-butyl ether	1	ug/l	0.50	ND
o-Xylene	1	ug/l	1.0	ND
Styrene	1	ug/l	1.0	ND
Tetrachloroethene	1	ug/l	1.0	ND
Toluene	1	ug/l	1.0	ND
trans-1,2-Dichloroethene	1	ug/l	1.0	ND
trans-1,3-Dichloropropene	1	ug/l	1.0	ND
Trichloroethene	1	ug/l	1.0	ND
Trichlorofluoromethane	1	ug/l	1.0	ND
Vinyl chloride	1	ug/l	1.0	ND
Xylenes (Total)	1	ug/l	1.0	ND

Sample ID: MW-11
 Lab#: AC59335-013
 Matrix: Aqueous

Collection Date: 5/25/2011
 Receipt Date: 5/26/2011

Volatile Organics (no search) 8260

Analyte	DF	Units	RL	Result
1,1,1-Trichloroethane	1	ug/l	1.0	ND
1,1,2,2-Tetrachloroethane	1	ug/l	1.0	ND
1,1,2-Trichloro-1,2,2-trifluoroethane	1	ug/l	1.0	ND
1,1,2-Trichloroethane	1	ug/l	1.0	ND
1,1-Dichloroethane	1	ug/l	1.0	ND
1,1-Dichloroethene	1	ug/l	1.0	ND
1,2,4-Trichlorobenzene	1	ug/l	1.0	ND
1,2-Dibromo-3-chloropropane	1	ug/l	1.0	ND
1,2-Dibromoethane	1	ug/l	1.0	ND
1,2-Dichlorobenzene	1	ug/l	1.0	ND
1,2-Dichloroethane	1	ug/l	0.50	ND
1,2-Dichloropropane	1	ug/l	0.51	ND
1,3-Dichlorobenzene	1	ug/l	1.0	ND
1,4-Dichlorobenzene	1	ug/l	1.0	ND
2-Butanone	1	ug/l	1.0	ND
2-Hexanone	1	ug/l	1.0	ND
4-Methyl-2-pentanone	1	ug/l	1.0	ND
Acetone	1	ug/l	10	ND
Benzene	1	ug/l	0.50	ND
Bromodichloromethane	1	ug/l	0.61	ND
Bromoform	1	ug/l	1.0	ND
Bromomethane	1	ug/l	1.0	ND
Carbon disulfide	1	ug/l	1.0	ND
Carbon tetrachloride	1	ug/l	1.0	ND
Chlorobenzene	1	ug/l	1.0	ND
Chloroethane	1	ug/l	1.0	ND
Chloroform	1	ug/l	1.0	ND
Chloromethane	1	ug/l	1.0	ND
cis-1,2-Dichloroethene	1	ug/l	1.0	ND
cis-1,3-Dichloropropene	1	ug/l	1.0	ND
Cyclohexane	1	ug/l	1.0	ND
Dibromochloromethane	1	ug/l	1.0	ND
Dichlorodifluoromethane	1	ug/l	1.0	ND
Ethylbenzene	1	ug/l	1.0	ND
Isopropylbenzene	1	ug/l	1.0	ND
m&p-Xylenes	1	ug/l	1.0	ND
Methyl Acetate	1	ug/l	1.0	ND
Methylcyclohexane	1	ug/l	1.0	ND
Methylene chloride	1	ug/l	1.0	ND
Methyl-t-butyl ether	1	ug/l	0.50	ND
o-Xylene	1	ug/l	1.0	ND
Styrene	1	ug/l	1.0	ND
Tetrachloroethene	1	ug/l	1.0	ND
Toluene	1	ug/l	1.0	ND
trans-1,2-Dichloroethene	1	ug/l	1.0	ND
trans-1,3-Dichloropropene	1	ug/l	1.0	ND
Trichloroethene	1	ug/l	1.0	ND
Trichlorofluoromethane	1	ug/l	1.0	ND
Vinyl chloride	1	ug/l	1.0	ND
Xylenes (Total)	1	ug/l	1.0	ND

Sample ID: Duplicate
 Lab#: AC59335-014
 Matrix: Aqueous

Collection Date: 5/25/2011
 Receipt Date: 5/26/2011

Volatile Organics (no search) 8260

Analyte	DF	Units	RL	Result
1,1,1-Trichloroethane	100	ug/l	100	ND
1,1,2,2-Tetrachloroethane	100	ug/l	100	ND
1,1,2-Trichloro-1,2,2-trifluoroethane	100	ug/l	100	ND
1,1,2-Trichloroethane	100	ug/l	100	ND
1,1-Dichloroethane	100	ug/l	100	ND
1,1-Dichloroethene	100	ug/l	100	ND
1,2,4-Trichlorobenzene	100	ug/l	100	ND
1,2-Dibromo-3-chloropropane	100	ug/l	100	ND
1,2-Dibromoethane	100	ug/l	100	ND
1,2-Dichlorobenzene	100	ug/l	100	ND
1,2-Dichloroethane	100	ug/l	50	ND
1,2-Dichloropropane	100	ug/l	100	ND
1,3-Dichlorobenzene	100	ug/l	100	ND
1,4-Dichlorobenzene	100	ug/l	100	ND
2-Butanone	100	ug/l	100	ND
2-Hexanone	100	ug/l	100	ND
4-Methyl-2-pentanone	100	ug/l	100	ND
Acetone	100	ug/l	1000	ND
Benzene	100	ug/l	50	ND
Bromodichloromethane	100	ug/l	100	ND
Bromoform	100	ug/l	100	ND
Bromomethane	100	ug/l	100	ND
Carbon disulfide	100	ug/l	100	ND
Carbon tetrachloride	100	ug/l	100	ND
Chlorobenzene	100	ug/l	100	ND
Chloroethane	100	ug/l	100	ND
Chloroform	100	ug/l	100	ND
Chloromethane	100	ug/l	100	ND
cis-1,2-Dichloroethene	100	ug/l	100	240
cis-1,3-Dichloropropene	100	ug/l	100	ND
Cyclohexane	100	ug/l	100	ND
Dibromochloromethane	100	ug/l	100	ND
Dichlorodifluoromethane	100	ug/l	100	ND
Ethylbenzene	100	ug/l	100	ND
Isopropylbenzene	100	ug/l	100	ND
m&p-Xylenes	100	ug/l	100	ND
Methyl Acetate	100	ug/l	100	ND
Methylcyclohexane	100	ug/l	100	ND
Methylene chloride	100	ug/l	100	ND
Methyl-t-butyl ether	100	ug/l	50	ND
o-Xylene	100	ug/l	100	ND
Styrene	100	ug/l	100	ND
Tetrachloroethene	100	ug/l	100	34000
Toluene	100	ug/l	100	ND
trans-1,2-Dichloroethene	100	ug/l	100	ND
trans-1,3-Dichloropropene	100	ug/l	100	ND
Trichloroethene	100	ug/l	100	7900
Trichlorofluoromethane	100	ug/l	100	ND
Vinyl chloride	100	ug/l	100	ND
Xylenes (Total)	100	ug/l	100	ND

Form1

ORGANICS VOLATILE REPORT

Sample Number: AC59335-001

Client Id: MW-01

Data File: 2M67548.D

Analysis Date: 05/31/11 15:12

Date Rec/Extracted: 05/26/11-NA

Column: DB-624 25M 0.200mm ID 1.12um film

Method: EPA 8260B

Matrix: Aqueous

Initial Vol: 5ml

Final Vol: NA

Dilution: 1.00

Solids: 0

Units: ug/L

Cas #	Compound	RL	Conc	Cas #	Compound	RL	Conc
71-55-6	1,1,1-Trichloroethane	1.0	U	75-00-3	Chloroethane	1.0	U
79-34-5	1,1,2,2-Tetrachloroethane	1.0	U	67-66-3	Chloroform	1.0	U
76-13-1	1,1,2-Trichloro-1,2,2-trifluor	1.0	U	74-87-3	Chloromethane	1.0	U
79-00-5	1,1,2-Trichloroethane	1.0	U	156-59-2	cis-1,2-Dichloroethene	1.0	U
75-34-3	1,1-Dichloroethane	1.0	U	10061-01-5	cis-1,3-Dichloropropene	1.0	U
75-35-4	1,1-Dichloroethene	1.0	U	110-82-7	Cyclohexane	1.0	U
120-82-1	1,2,4-Trichlorobenzene	1.0	U	124-48-1	Dibromochloromethane	1.0	U
96-12-8	1,2-Dibromo-3-Chloropropa	1.0	U	75-71-8	Dichlorodifluoromethane	1.0	U
106-93-4	1,2-Dibromoethane	1.0	U	100-41-4	Ethylbenzene	1.0	U
95-50-1	1,2-Dichlorobenzene	1.0	U	98-82-8	Isopropylbenzene	1.0	U
107-06-2	1,2-Dichloroethane	0.50	U	136777612	m&p-Xylenes	1.0	U
78-87-5	1,2-Dichloropropane	1.0	U	79-20-9	Methyl Acetate	1.0	U
541-73-1	1,3-Dichlorobenzene	1.0	U	108-87-2	Methylcyclohexane	1.0	U
106-46-7	1,4-Dichlorobenzene	1.0	U	75-09-2	Methylene Chloride	1.0	U
78-93-3	2-Butanone	1.0	U	1634-04-4	Methyl-t-butyl ether	0.50	U
591-78-6	2-Hexanone	1.0	U	95-47-6	o-Xylene	1.0	U
108-10-1	4-Methyl-2-Pentanone	1.0	U	100-42-5	Styrene	1.0	U
67-64-1	Acetone	10	U	127-18-4	Tetrachloroethene	1.0	U
71-43-2	Benzene	0.50	U	108-88-3	Toluene	1.0	U
75-27-4	Bromodichloromethane	1.0	U	156-60-5	trans-1,2-Dichloroethene	1.0	U
75-25-2	Bromoform	1.0	U	10061-02-6	trans-1,3-Dichloropropene	1.0	U
74-83-9	Bromomethane	1.0	U	79-01-6	Trichloroethene	1.0	U
75-15-0	Carbon Disulfide	1.0	U	75-69-4	Trichlorofluoromethane	1.0	U
56-23-5	Carbon Tetrachloride	1.0	U	75-01-4	Vinyl Chloride	1.0	U
108-90-7	Chlorobenzene	1.0	U	1330-20-7	Xylenes (Total)	1.0	U

Worksheet #: 193017

Total Target Concentration 0

ColumnID: (^) Indicates results from 2nd column

U - Indicates the compound was analyzed but not detected.

B - Indicates the analyte was found in the blank as well as in the sample.

E - Indicates the analyte concentration exceeds the calibration range of the instrument.

R - Retention Time Out

J - Indicates an estimated value when a compound is detected at less than the specified detection limit.

d - Pesticide %Diff>40% between columns due to coelution. Lower concentration usea

Form1

ORGANICS VOLATILE REPORT

Sample Number: AC59335-002

Client Id: MW-02

Data File: 2M67550.D

Analysis Date: 05/31/11 15:44

Date Rec/Extracted: 05/26/11-NA

Column: DB-624 25M 0.200mm ID 1.12um film

Method: EPA 8260B

Matrix: Aqueous

Initial Vol: 5ml

Final Vol: NA

Dilution: 1.00

Solids: 0

Units: ug/L

Cas #	Compound	RL	Conc	Cas #	Compound	RL	Conc
71-55-6	1,1,1-Trichloroethane	1.0	U	75-00-3	Chloroethane	1.0	U
79-34-5	1,1,2,2-Tetrachloroethane	1.0	U	67-66-3	Chloroform	1.0	U
76-13-1	1,1,2-Trichloro-1,2,2-trifluor	1.0	U	74-87-3	Chloromethane	1.0	U
79-00-5	1,1,2-Trichloroethane	1.0	U	156-59-2	cis-1,2-Dichloroethene	1.0	320
75-34-3	1,1-Dichloroethane	1.0	U	10061-01-5	cis-1,3-Dichloropropene	1.0	U
75-35-4	1,1-Dichloroethene	1.0	1.1	110-82-7	Cyclohexane	1.0	U
120-82-1	1,2,4-Trichlorobenzene	1.0	U	124-48-1	Dibromochloromethane	1.0	U
96-12-8	1,2-Dibromo-3-Chloropropa	1.0	U	75-71-8	Dichlorodifluoromethane	1.0	U
106-93-4	1,2-Dibromoethane	1.0	U	100-41-4	Ethylbenzene	1.0	U
95-50-1	1,2-Dichlorobenzene	1.0	U	98-82-8	Isopropylbenzene	1.0	U
107-06-2	1,2-Dichloroethane	0.50	U	136777612	m&p-Xylenes	1.0	U
78-87-5	1,2-Dichloropropane	1.0	U	79-20-9	Methyl Acetate	1.0	U
541-73-1	1,3-Dichlorobenzene	1.0	U	108-87-2	Methylcyclohexane	1.0	U
106-46-7	1,4-Dichlorobenzene	1.0	U	75-09-2	Methylene Chloride	1.0	U
78-93-3	2-Butanone	1.0	U	1634-04-4	Methyl-t-butyl ether	0.50	U
591-78-6	2-Hexanone	1.0	U	95-47-6	o-Xylene	1.0	U
108-10-1	4-Methyl-2-Pentanone	1.0	U	100-42-5	Styrene	1.0	U
67-64-1	Acetone	10	U	127-18-4	Tetrachloroethene	1.0	13
71-43-2	Benzene	0.50	U	108-88-3	Toluene	1.0	U
75-27-4	Bromodichloromethane	1.0	U	156-60-5	trans-1,2-Dichloroethene	1.0	3.1
75-25-2	Bromoform	1.0	U	10061-02-6	trans-1,3-Dichloropropene	1.0	U
74-83-9	Bromomethane	1.0	U	79-01-6	Trichloroethene	1.0	8.5
75-15-0	Carbon Disulfide	1.0	U	75-69-4	Trichlorofluoromethane	1.0	U
56-23-5	Carbon Tetrachloride	1.0	U	75-01-4	Vinyl Chloride	1.0	U
108-90-7	Chlorobenzene	1.0	U	1330-20-7	Xylenes (Total)	1.0	U

Worksheet #: 193017

Total Target Concentration 350

ColumnID: (^) Indicates results from 2nd column

U - Indicates the compound was analyzed but not detected.

B - Indicates the analyte was found in the blank as well as in the sample.

E - Indicates the analyte concentration exceeds the calibration range of the instrument.

R - Retention Time Out

J - Indicates an estimated value when a compound is detected at less than the specified detection limit.

d - Pesticide %Diff>40% between columns due to coelution. Lower concentration used

Form1

ORGANICS VOLATILE REPORT

Sample Number: AC59335-003

Client Id: MW-03

Data File: 2M67551.D

Analysis Date: 05/31/11 16:00

Date Rec/Extracted: 05/26/11-NA

Column: DB-624 25M 0.200mm ID 1.12um film

Method: EPA 8260B

Matrix: Aqueous

Initial Vol: 5ml

Final Vol: NA

Dilution: 1.00

Solids: 0

Units: ug/L

Cas #	Compound	RL	Conc	Cas #	Compound	RL	Conc
71-55-6	1,1,1-Trichloroethane	1.0	U	75-00-3	Chloroethane	1.0	U
79-34-5	1,1,2,2-Tetrachloroethane	1.0	U	67-66-3	Chloroform	1.0	U
76-13-1	1,1,2-Trichloro-1,2,2-trifluor	1.0	U	74-87-3	Chloromethane	1.0	U
79-00-5	1,1,2-Trichloroethane	1.0	U	156-59-2	cis-1,2-Dichloroethene	1.0	27
75-34-3	1,1-Dichloroethane	1.0	U	10061-01-5	cis-1,3-Dichloropropene	1.0	U
75-35-4	1,1-Dichloroethene	1.0	U	110-82-7	Cyclohexane	1.0	U
120-82-1	1,2,4-Trichlorobenzene	1.0	U	124-48-1	Dibromochloromethane	1.0	U
96-12-8	1,2-Dibromo-3-Chloropropa	1.0	U	75-71-8	Dichlorodifluoromethane	1.0	U
106-93-4	1,2-Dibromoethane	1.0	U	100-41-4	Ethylbenzene	1.0	U
95-50-1	1,2-Dichlorobenzene	1.0	U	98-82-8	Isopropylbenzene	1.0	U
107-06-2	1,2-Dichloroethane	0.50	U	136777612	m&p-Xylenes	1.0	U
78-87-5	1,2-Dichloropropane	1.0	U	79-20-9	Methyl Acetate	1.0	U
541-73-1	1,3-Dichlorobenzene	1.0	U	108-87-2	Methylcyclohexane	1.0	U
106-46-7	1,4-Dichlorobenzene	1.0	U	75-09-2	Methylene Chloride	1.0	U
78-93-3	2-Butanone	1.0	U	1634-04-4	Methyl-t-butyl ether	0.50	U
591-78-6	2-Hexanone	1.0	U	95-47-6	o-Xylene	1.0	U
108-10-1	4-Methyl-2-Pentanone	1.0	U	100-42-5	Styrene	1.0	U
67-64-1	Acetone	10	U	127-18-4	Tetrachloroethene	1.0	6.5
71-43-2	Benzene	0.50	U	108-88-3	Toluene	1.0	U
75-27-4	Bromodichloromethane	1.0	U	156-60-5	trans-1,2-Dichloroethene	1.0	U
75-25-2	Bromoform	1.0	U	10061-02-6	trans-1,3-Dichloropropene	1.0	U
74-83-9	Bromomethane	1.0	U	79-01-6	Trichloroethene	1.0	9.0
75-15-0	Carbon Disulfide	1.0	U	75-69-4	Trichlorofluoromethane	1.0	U
56-23-5	Carbon Tetrachloride	1.0	U	75-01-4	Vinyl Chloride	1.0	U
108-90-7	Chlorobenzene	1.0	U	1330-20-7	Xylenes (Total)	1.0	U

Worksheet #: 193017

Total Target Concentration 42

ColumnID: (^) Indicates results from 2nd column

*U - Indicates the compound was analyzed but not detected.**B - Indicates the analyte was found in the blank as well as in the sample.**E - Indicates the analyte concentration exceeds the calibration range of the instrument.**R - Retention Time Out**J - Indicates an estimated value when a compound is detected at less than the specified detection limit.**d - Pesticide %Diff>40% between columns due to coelution. Lower concentration use a*

Form1

ORGANICS VOLATILE REPORT

Sample Number: AC59335-004(500X)

Client Id: MW-04

Data File: 3M93536.D

Analysis Date: 06/01/11 13:19

Date Rec/Extracted: 05/26/11-NA

Column: DB-624 25M 0.200mm ID 1.12um film

Method: EPA 8260B

Matrix: Aqueous

Initial Vol: 5ml

Final Vol: NA

Dilution: 500

Solids: 0

Units: ug/L

Cas #	Compound	RL	Conc	Cas #	Compound	RL	Conc
71-55-6	1,1,1-Trichloroethane	500	U	75-00-3	Chloroethane	500	U
79-34-5	1,1,2,2-Tetrachloroethane	500	U	67-66-3	Chloroform	500	U
76-13-1	1,1,2-Trichloro-1,2,2-trifluor	500	U	74-87-3	Chloromethane	500	U
79-00-5	1,1,2-Trichloroethane	500	U	156-59-2	cis-1,2-Dichloroethene	500	U
75-34-3	1,1-Dichloroethane	500	U	10061-01-5	cis-1,3-Dichloropropene	500	U
75-35-4	1,1-Dichloroethene	500	U	110-82-7	Cyclohexane	500	U
120-82-1	1,2,4-Trichlorobenzene	500	U	124-48-1	Dibromochloromethane	500	U
96-12-8	1,2-Dibromo-3-Chloropropa	500	U	75-71-8	Dichlorodifluoromethane	500	U
106-93-4	1,2-Dibromoethane	500	U	100-41-4	Ethylbenzene	500	U
95-50-1	1,2-Dichlorobenzene	500	U	98-82-8	Isopropylbenzene	500	U
107-06-2	1,2-Dichloroethane	250	U	136777612	m&p-Xylenes	500	U
78-87-5	1,2-Dichloropropane	250	U	79-20-9	Methyl Acetate	500	U
541-73-1	1,3-Dichlorobenzene	500	U	108-87-2	Methylcyclohexane	500	U
106-46-7	1,4-Dichlorobenzene	500	U	75-09-2	Methylene Chloride	500	U
78-93-3	2-Butanone	500	U	1634-04-4	Methyl-t-butyl ether	250	U
591-78-6	2-Hexanone	500	U	95-47-6	o-Xylene	500	U
108-10-1	4-Methyl-2-Pentanone	500	U	100-42-5	Styrene	500	U
67-64-1	Acetone	5000	U	127-18-4	Tetrachloroethene	500	48000
71-43-2	Benzene	250	U	108-88-3	Toluene	500	U
75-27-4	Bromodichloromethane	300	U	156-60-5	trans-1,2-Dichloroethene	500	U
75-25-2	Bromoform	500	U	10061-02-6	trans-1,3-Dichloropropene	500	U
74-83-9	Bromomethane	500	U	79-01-6	Trichloroethene	500	500
75-15-0	Carbon Disulfide	500	U	75-69-4	Trichlorofluoromethane	500	U
56-23-5	Carbon Tetrachloride	500	U	75-01-4	Vinyl Chloride	500	U
108-90-7	Chlorobenzene	500	U	1330-20-7	Xylenes (Total)	500	U

Worksheet #: 193017

Total Target Concentration 48000

ColumnID: (^) Indicates results from 2nd column

*U - Indicates the compound was analyzed but not detected.**B - Indicates the analyte was found in the blank as well as in the sample.**E - Indicates the analyte concentration exceeds the calibration range of the instrument.**R - Retention Time Out**J - Indicates an estimated value when a compound is detected at less than the specified detection limit.**d - Pesticide %Diff>40% between columns due to coelution. Lower concentration use a*

Form1

ORGANICS VOLATILE REPORT

Sample Number: AC59335-005(100X)

Client Id: MW-05

Data File: 2M67543.D

Analysis Date: 05/31/11 13:53

Date Rec/Extracted: 05/26/11-NA

Column: DB-624 25M 0.200mm ID 1.12um film

Method: EPA 8260B

Matrix: Aqueous

Initial Vol: 5ml

Final Vol: NA

Dilution: 100

Solids: 0

Units: ug/L

Cas #	Compound	RL	Conc	Cas #	Compound	RL	Conc
71-55-6	1,1,1-Trichloroethane	100	U	75-00-3	Chloroethane	100	U
79-34-5	1,1,2,2-Tetrachloroethane	100	U	67-66-3	Chloroform	100	U
76-13-1	1,1,2-Trichloro-1,2,2-trifluor	100	U	74-87-3	Chloromethane	100	U
79-00-5	1,1,2-Trichloroethane	100	U	156-59-2	cis-1,2-Dichloroethene	100	260
75-34-3	1,1-Dichloroethane	100	U	10061-01-5	cis-1,3-Dichloropropene	100	U
75-35-4	1,1-Dichloroethene	100	U	110-82-7	Cyclohexane	100	U
120-82-1	1,2,4-Trichlorobenzene	100	U	124-48-1	Dibromochloromethane	100	U
96-12-8	1,2-Dibromo-3-Chloropropa	100	U	75-71-8	Dichlorodifluoromethane	100	U
106-93-4	1,2-Dibromoethane	100	U	100-41-4	Ethylbenzene	100	U
95-50-1	1,2-Dichlorobenzene	100	U	98-82-8	Isopropylbenzene	100	U
107-06-2	1,2-Dichloroethane	50	U	136777612	m&p-Xylenes	100	U
78-87-5	1,2-Dichloropropane	100	U	79-20-9	Methyl Acetate	100	U
541-73-1	1,3-Dichlorobenzene	100	U	108-87-2	Methylcyclohexane	100	U
106-46-7	1,4-Dichlorobenzene	100	U	75-09-2	Methylene Chloride	100	U
78-93-3	2-Butanone	100	U	1634-04-4	Methyl-t-butyl ether	50	U
591-78-6	2-Hexanone	100	U	95-47-6	o-Xylene	100	U
108-10-1	4-Methyl-2-Pentanone	100	U	100-42-5	Styrene	100	U
67-64-1	Acetone	1000	U	127-18-4	Tetrachloroethene	100	25000
71-43-2	Benzene	50	U	108-88-3	Toluene	100	U
75-27-4	Bromodichloromethane	100	U	156-60-5	trans-1,2-Dichloroethene	100	U
75-25-2	Bromoform	100	U	10061-02-6	trans-1,3-Dichloropropene	100	U
74-83-9	Bromomethane	100	U	79-01-6	Trichloroethene	100	6500
75-15-0	Carbon Disulfide	100	U	75-69-4	Trichlorofluoromethane	100	U
56-23-5	Carbon Tetrachloride	100	U	75-01-4	Vinyl Chloride	100	U
108-90-7	Chlorobenzene	100	U	1330-20-7	Xylenes (Total)	100	U

Worksheet #: 193017

Total Target Concentration 32000

ColumnID: (^) Indicates results from 2nd column

U - Indicates the compound was analyzed but not detected.

B - Indicates the analyte was found in the blank as well as in the sample.

E - Indicates the analyte concentration exceeds the calibration range of the instrument.

R - Retention Time Out

J - Indicates an estimated value when a compound is detected at less than the specified detection limit.

d - Pesticide %Diff>40% between columns due to coelution. Lower concentration used

Form1**ORGANICS VOLATILE REPORT**

Sample Number: AC59335-006

Client Id: MW-06

Data File: 3M93532.D

Analysis Date: 06/01/11 12:08

Date Rec/Extracted: 05/26/11-NA

Column: DB-624 25M 0.200mm ID 1.12um film

Method: EPA 8260B

Matrix: Aqueous

Initial Vol: 5ml

Final Vol: NA

Dilution: 1.00

Solids: 0

Units: ug/L

Cas #	Compound	RL	Conc	Cas #	Compound	RL	Conc
71-55-6	1,1,1-Trichloroethane	1.0	U	75-00-3	Chloroethane	1.0	U
79-34-5	1,1,2,2-Tetrachloroethane	1.0	U	67-66-3	Chloroform	1.0	U
76-13-1	1,1,2-Trichloro-1,2,2-trifluor	1.0	U	74-87-3	Chloromethane	1.0	U
79-00-5	1,1,2-Trichloroethane	1.0	U	156-59-2	cis-1,2-Dichloroethene	1.0	U
75-34-3	1,1-Dichloroethane	1.0	U	10061-01-5	cis-1,3-Dichloropropene	1.0	U
75-35-4	1,1-Dichloroethene	1.0	U	110-82-7	Cyclohexane	1.0	U
120-82-1	1,2,4-Trichlorobenzene	1.0	U	124-48-1	Dibromochloromethane	1.0	U
96-12-8	1,2-Dibromo-3-Chloropropa	1.0	U	75-71-8	Dichlorodifluoromethane	1.0	U
106-93-4	1,2-Dibromoethane	1.0	U	100-41-4	Ethylbenzene	1.0	U
95-50-1	1,2-Dichlorobenzene	1.0	U	98-82-8	Isopropylbenzene	1.0	U
107-06-2	1,2-Dichloroethane	0.50	U	136777612	m&p-Xylenes	1.0	U
78-87-5	1,2-Dichloropropane	0.51	U	79-20-9	Methyl Acetate	1.0	U
541-73-1	1,3-Dichlorobenzene	1.0	U	108-87-2	Methylcyclohexane	1.0	U
106-46-7	1,4-Dichlorobenzene	1.0	U	75-09-2	Methylene Chloride	1.0	U
78-93-3	2-Butanone	1.0	U	1634-04-4	Methyl-t-butyl ether	0.50	U
591-78-6	2-Hexanone	1.0	U	95-47-6	o-Xylene	1.0	U
108-10-1	4-Methyl-2-Pentanone	1.0	U	100-42-5	Styrene	1.0	U
67-64-1	Acetone	10	U	127-18-4	Tetrachloroethene	1.0	2.0
71-43-2	Benzene	0.50	U	108-88-3	Toluene	1.0	U
75-27-4	Bromodichloromethane	0.61	U	156-60-5	trans-1,2-Dichloroethene	1.0	U
75-25-2	Bromoform	1.0	U	10061-02-6	trans-1,3-Dichloropropene	1.0	U
74-83-9	Bromomethane	1.0	U	79-01-6	Trichloroethene	1.0	U
75-15-0	Carbon Disulfide	1.0	U	75-69-4	Trichlorofluoromethane	1.0	U
56-23-5	Carbon Tetrachloride	1.0	U	75-01-4	Vinyl Chloride	1.0	U
108-90-7	Chlorobenzene	1.0	U	1330-20-7	Xylenes (Total)	1.0	U

Worksheet #: 193017

Total Target Concentration 2

ColumnID: (^) Indicates results from 2nd column

*U - Indicates the compound was analyzed but not detected.**B - Indicates the analyte was found in the blank as well as in the sample.**E - Indicates the analyte concentration exceeds the calibration range of the instrument.**R - Retention Time Out**J - Indicates an estimated value when a compound is detected at less than the specified detection limit.**d - Pesticide %Diff>40% between columns due to coelution. Lower concentration use a*

Form1

ORGANICS VOLATILE REPORT

Sample Number: AC59335-007

Client Id: MW-07

Data File: 3M93531.D

Analysis Date: 06/01/11 11:52

Date Rec/Extracted: 05/26/11-NA

Column: DB-624 25M 0.200mm ID 1.12um film

Method: EPA 8260B

Matrix: Aqueous

Initial Vol: 5ml

Final Vol: NA

Dilution: 1.00

Solids: 0

Units: ug/L

Cas #	Compound	RL	Conc	Cas #	Compound	RL	Conc
71-55-6	1,1,1-Trichloroethane	1.0	U	75-00-3	Chloroethane	1.0	U
79-34-5	1,1,2,2-Tetrachloroethane	1.0	U	67-66-3	Chloroform	1.0	U
76-13-1	1,1,2-Trichloro-1,2,2-trifluor	1.0	U	74-87-3	Chloromethane	1.0	U
79-00-5	1,1,2-Trichloroethane	1.0	U	156-59-2	cis-1,2-Dichloroethene	1.0	2.2
75-34-3	1,1-Dichloroethane	1.0	U	10061-01-5	cis-1,3-Dichloropropene	1.0	U
75-35-4	1,1-Dichloroethene	1.0	U	110-82-7	Cyclohexane	1.0	U
120-82-1	1,2,4-Trichlorobenzene	1.0	U	124-48-1	Dibromochloromethane	1.0	U
96-12-8	1,2-Dibromo-3-Chloropropa	1.0	U	75-71-8	Dichlorodifluoromethane	1.0	U
106-93-4	1,2-Dibromoethane	1.0	U	100-41-4	Ethylbenzene	1.0	U
95-50-1	1,2-Dichlorobenzene	1.0	U	98-82-8	Isopropylbenzene	1.0	U
107-06-2	1,2-Dichloroethane	0.50	U	136777612	m&p-Xylenes	1.0	1.3
78-87-5	1,2-Dichloropropane	0.51	U	79-20-9	Methyl Acetate	1.0	U
541-73-1	1,3-Dichlorobenzene	1.0	U	108-87-2	Methylcyclohexane	1.0	U
106-46-7	1,4-Dichlorobenzene	1.0	U	75-09-2	Methylene Chloride	1.0	U
78-93-3	2-Butanone	1.0	U	1634-04-4	Methyl-t-butyl ether	0.50	U
591-78-6	2-Hexanone	1.0	U	95-47-6	o-Xylene	1.0	U
108-10-1	4-Methyl-2-Pentanone	1.0	U	100-42-5	Styrene	1.0	U
67-64-1	Acetone	10	U	127-18-4	Tetrachloroethene	1.0	44
71-43-2	Benzene	0.50	U	108-88-3	Toluene	1.0	2.2
75-27-4	Bromodichloromethane	0.61	U	156-60-5	trans-1,2-Dichloroethene	1.0	U
75-25-2	Bromoform	1.0	U	10061-02-6	trans-1,3-Dichloropropene	1.0	U
74-83-9	Bromomethane	1.0	U	79-01-6	Trichloroethene	1.0	4.6
75-15-0	Carbon Disulfide	1.0	U	75-69-4	Trichlorofluoromethane	1.0	U
56-23-5	Carbon Tetrachloride	1.0	U	75-01-4	Vinyl Chloride	1.0	U
108-90-7	Chlorobenzene	1.0	U	1330-20-7	Xylenes (Total)	1.0	1.3

Worksheet #: 193017

Total Target Concentration 54

ColumnID: (^) Indicates results from 2nd column

U - Indicates the compound was analyzed but not detected.

B - Indicates the analyte was found in the blank as well as in the sample.

E - Indicates the analyte concentration exceeds the calibration range of the instrument.

R - Retention Time Out

J - Indicates an estimated value when a compound is detected at less than the specified detection limit.

d - Pesticide %Diff>40% between columns due to coelution. Lower concentration used

Form1**ORGANICS VOLATILE REPORT**

Sample Number: AC59335-008

Client Id: MW-08

Data File: 2M67547.D

Analysis Date: 05/31/11 14:56

Date Rec/Extracted: 05/26/11-NA

Column: DB-624 25M 0.200mm ID 1.12um film

Method: EPA 8260B

Matrix: Aqueous

Initial Vol: 5ml

Final Vol: NA

Dilution: 1.00

Solids: 0

Units: ug/L

Cas #	Compound	RL	Conc	Cas #	Compound	RL	Conc
71-55-6	1,1,1-Trichloroethane	1.0	U	75-00-3	Chloroethane	1.0	U
79-34-5	1,1,2,2-Tetrachloroethane	1.0	U	67-66-3	Chloroform	1.0	U
76-13-1	1,1,2-Trichloro-1,2,2-trifluor	1.0	U	74-87-3	Chloromethane	1.0	U
79-00-5	1,1,2-Trichloroethane	1.0	U	156-59-2	cis-1,2-Dichloroethene	1.0	U
75-34-3	1,1-Dichloroethane	1.0	U	10061-01-5	cis-1,3-Dichloropropene	1.0	U
75-35-4	1,1-Dichloroethene	1.0	U	110-82-7	Cyclohexane	1.0	U
120-82-1	1,2,4-Trichlorobenzene	1.0	U	124-48-1	Dibromochloromethane	1.0	U
96-12-8	1,2-Dibromo-3-Chloropropa	1.0	U	75-71-8	Dichlorodifluoromethane	1.0	U
106-93-4	1,2-Dibromoethane	1.0	U	100-41-4	Ethylbenzene	1.0	U
95-50-1	1,2-Dichlorobenzene	1.0	U	98-82-8	Isopropylbenzene	1.0	U
107-06-2	1,2-Dichloroethane	0.50	U	136777612	m&p-Xylenes	1.0	U
78-87-5	1,2-Dichloropropane	1.0	U	79-20-9	Methyl Acetate	1.0	U
541-73-1	1,3-Dichlorobenzene	1.0	U	108-87-2	Methylcyclohexane	1.0	U
106-46-7	1,4-Dichlorobenzene	1.0	U	75-09-2	Methylene Chloride	1.0	U
78-93-3	2-Butanone	1.0	U	1634-04-4	Methyl-t-butyl ether	0.50	U
591-78-6	2-Hexanone	1.0	U	95-47-6	o-Xylene	1.0	U
108-10-1	4-Methyl-2-Pentanone	1.0	U	100-42-5	Styrene	1.0	U
67-64-1	Acetone	10	U	127-18-4	Tetrachloroethene	1.0	U
71-43-2	Benzene	0.50	U	108-88-3	Toluene	1.0	U
75-27-4	Bromodichloromethane	1.0	U	156-60-5	trans-1,2-Dichloroethene	1.0	U
75-25-2	Bromoform	1.0	U	10061-02-6	trans-1,3-Dichloropropene	1.0	U
74-83-9	Bromomethane	1.0	U	79-01-6	Trichloroethene	1.0	U
75-15-0	Carbon Disulfide	1.0	U	75-69-4	Trichlorofluoromethane	1.0	U
56-23-5	Carbon Tetrachloride	1.0	U	75-01-4	Vinyl Chloride	1.0	U
108-90-7	Chlorobenzene	1.0	U	1330-20-7	Xylenes (Total)	1.0	U

Worksheet #: 193017

Total Target Concentration 0

ColumnID: (^) Indicates results from 2nd column

*U - Indicates the compound was analyzed but not detected.**B - Indicates the analyte was found in the blank as well as in the sample.**E - Indicates the analyte concentration exceeds the calibration range of the instrument.**R - Retention Time Out**J - Indicates an estimated value when a compound is detected at less than the specified detection limit.**d - Pesticide %Diff>40% between columns due to coelution. Lower concentration use a*

Form1

ORGANICS VOLATILE REPORT

Sample Number: AC59335-009(MS:AC59

Client Id: MW-08 MS

Data File: 2M67545.D

Analysis Date: 05/31/11 14:24

Date Rec/Extracted: 05/26/11-NA

Column: DB-624 25M 0.200mm ID 1.12um film

Method: EPA 8260B

Matrix: Aqueous

Initial Vol: 5ml

Final Vol: NA

Dilution: 1.00

Solids: 0

Units: ug/L

Cas #	Compound	RL	Conc	Cas #	Compound	RL	Conc
71-55-6	1,1,1-Trichloroethane	1.0	20	75-00-3	Chloroethane	1.0	22
79-34-5	1,1,2,2-Tetrachloroethane	1.0	16	67-66-3	Chloroform	1.0	18
76-13-1	1,1,2-Trichloro-1,2,2-triflu	1.0	19	74-87-3	Chloromethane	1.0	16
79-00-5	1,1,2-Trichloroethane	1.0	17	156-59-2	cis-1,2-Dichloroethene	1.0	17
75-34-3	1,1-Dichloroethane	1.0	16	10061-01-5	cis-1,3-Dichloropropene	1.0	15
75-35-4	1,1-Dichloroethene	1.0	15	110-82-7	Cyclohexane	1.0	17
120-82-1	1,2,4-Trichlorobenzene	1.0	18	124-48-1	Dibromochloromethane	1.0	16
96-12-8	1,2-Dibromo-3-Chloroprop	1.0	14	75-71-8	Dichlorodifluoromethane	1.0	15
106-93-4	1,2-Dibromoethane	1.0	16	100-41-4	Ethylbenzene	1.0	18
95-50-1	1,2-Dichlorobenzene	1.0	18	98-82-8	Isopropylbenzene	1.0	15
107-06-2	1,2-Dichloroethane	0.50	19	136777612	m&p-Xylenes	1.0	32
78-87-5	1,2-Dichloropropane	1.0	16	79-20-9	Methyl Acetate	1.0	20
541-73-1	1,3-Dichlorobenzene	1.0	19	108-87-2	Methylcyclohexane	1.0	18
106-46-7	1,4-Dichlorobenzene	1.0	18	75-09-2	Methylene Chloride	1.0	17
78-93-3	2-Butanone	1.0	15	1634-04-4	Methyl-t-butyl ether	0.50	16
591-78-6	2-Hexanone	1.0	14	95-47-6	o-Xylene	1.0	16
108-10-1	4-Methyl-2-Pentanone	1.0	15	100-42-5	Styrene	1.0	16
67-64-1	Acetone	10	84	127-18-4	Tetrachloroethene	1.0	20
71-43-2	Benzene	0.50	16	108-88-3	Toluene	1.0	17
75-27-4	Bromodichloromethane	1.0	17	156-60-5	trans-1,2-Dichloroethene	1.0	19
75-25-2	Bromoform	1.0	15	10061-02-6	trans-1,3-Dichloropropene	1.0	16
74-83-9	Bromomethane	1.0	22	79-01-6	Trichloroethene	1.0	19
75-15-0	Carbon Disulfide	1.0	18	75-69-4	Trichlorofluoromethane	1.0	20
56-23-5	Carbon Tetrachloride	1.0	22	75-01-4	Vinyl Chloride	1.0	18
108-90-7	Chlorobenzene	1.0	19	1330-20-7	Xylenes (Total)	1.0	48

Worksheet #: 193017

Total Target Concentration 930

ColumnID: (^) Indicates results from 2nd column

*U - Indicates the compound was analyzed but not detected.**B - Indicates the analyte was found in the blank as well as in the sample.**E - Indicates the analyte concentration exceeds the calibration range of the instrument.**R - Retention Time Out**J - Indicates an estimated value when a compound is detected at less than the specified detection limit.**d - Pesticide %Diff>40% between columns due to coelution. Lower concentration used*

Form1

ORGANICS VOLATILE REPORT

Sample Number: AC59335-010(MSD:AC

Client Id: MW-08 MSD

Data File: 2M67546.D

Analysis Date: 05/31/11 14:40

Date Rec/Extracted: 05/26/11-NA

Column: DB-624 25M 0.200mm ID 1.12um film

Method: EPA 8260B

Matrix: Aqueous

Initial Vol: 5ml

Final Vol: NA

Dilution: 1.00

Solids: 0

Units: ug/L

Cas #	Compound	RL	Conc	Cas #	Compound	RL	Conc
71-55-6	1,1,1-Trichloroethane	1.0	21	75-00-3	Chloroethane	1.0	21
79-34-5	1,1,2,2-Tetrachloroethane	1.0	18	67-66-3	Chloroform	1.0	20
76-13-1	1,1,2-Trichloro-1,2,2-triflu	1.0	22	74-87-3	Chloromethane	1.0	17
79-00-5	1,1,2-Trichloroethane	1.0	18	156-59-2	cis-1,2-Dichloroethene	1.0	17
75-34-3	1,1-Dichloroethane	1.0	18	10061-01-5	cis-1,3-Dichloropropene	1.0	17
75-35-4	1,1-Dichloroethene	1.0	18	110-82-7	Cyclohexane	1.0	19
120-82-1	1,2,4-Trichlorobenzene	1.0	20	124-48-1	Dibromochloromethane	1.0	18
96-12-8	1,2-Dibromo-3-Chloroprop	1.0	14	75-71-8	Dichlorodifluoromethane	1.0	16
106-93-4	1,2-Dibromoethane	1.0	18	100-41-4	Ethylbenzene	1.0	19
95-50-1	1,2-Dichlorobenzene	1.0	19	98-82-8	Isopropylbenzene	1.0	17
107-06-2	1,2-Dichloroethane	0.50	21	136777612	m&p-Xylenes	1.0	33
78-87-5	1,2-Dichloropropane	1.0	19	79-20-9	Methyl Acetate	1.0	23
541-73-1	1,3-Dichlorobenzene	1.0	21	108-87-2	Methylcyclohexane	1.0	20
106-46-7	1,4-Dichlorobenzene	1.0	19	75-09-2	Methylene Chloride	1.0	18
78-93-3	2-Butanone	1.0	18	1634-04-4	Methyl-t-butyl ether	0.50	18
591-78-6	2-Hexanone	1.0	16	95-47-6	o-Xylene	1.0	17
108-10-1	4-Methyl-2-Pentanone	1.0	15	100-42-5	Styrene	1.0	18
67-64-1	Acetone	10	89	127-18-4	Tetrachloroethene	1.0	23
71-43-2	Benzene	0.50	19	108-88-3	Toluene	1.0	19
75-27-4	Bromodichloromethane	1.0	19	156-60-5	trans-1,2-Dichloroethene	1.0	21
75-25-2	Bromoform	1.0	16	10061-02-6	trans-1,3-Dichloropropene	1.0	17
74-83-9	Bromomethane	1.0	25	79-01-6	Trichloroethene	1.0	20
75-15-0	Carbon Disulfide	1.0	20	75-69-4	Trichlorofluoromethane	1.0	23
56-23-5	Carbon Tetrachloride	1.0	23	75-01-4	Vinyl Chloride	1.0	20
108-90-7	Chlorobenzene	1.0	20	1330-20-7	Xylenes (Total)	1.0	50

Worksheet #: 193017

Total Target Concentration 1000

ColumnID: (^) Indicates results from 2nd column

U - Indicates the compound was analyzed but not detected.

B - Indicates the analyte was found in the blank as well as in the sample.

E - Indicates the analyte concentration exceeds the calibration range of the instrument.

R - Retention Time Out

J - Indicates an estimated value when a compound is detected at less than the specified detection limit.

d - Pesticide %Diff>40% between columns due to coelution. Lower concentration use a

Form1

ORGANICS VOLATILE REPORT

Sample Number: AC59335-011

Client Id: MW-09

Data File: 3M93526.D

Analysis Date: 06/01/11 10:29

Date Rec/Extracted: 05/26/11-NA

Column: DB-624 25M 0.200mm ID 1.12um film

Method: EPA 8260B

Matrix: Aqueous

Initial Vol: 5ml

Final Vol: NA

Dilution: 1.00

Solids: 0

Units: ug/L

Cas #	Compound	RL	Conc	Cas #	Compound	RL	Conc
71-55-6	1,1,1-Trichloroethane	1.0	U	75-00-3	Chloroethane	1.0	U
79-34-5	1,1,2,2-Tetrachloroethane	1.0	U	67-66-3	Chloroform	1.0	U
76-13-1	1,1,2-Trichloro-1,2,2-trifluor	1.0	U	74-87-3	Chloromethane	1.0	U
79-00-5	1,1,2-Trichloroethane	1.0	U	156-59-2	cis-1,2-Dichloroethene	1.0	U
75-34-3	1,1-Dichloroethane	1.0	U	10061-01-5	cis-1,3-Dichloropropene	1.0	U
75-35-4	1,1-Dichloroethene	1.0	U	110-82-7	Cyclohexane	1.0	U
120-82-1	1,2,4-Trichlorobenzene	1.0	U	124-48-1	Dibromochloromethane	1.0	U
96-12-8	1,2-Dibromo-3-Chloropropa	1.0	U	75-71-8	Dichlorodifluoromethane	1.0	U
106-93-4	1,2-Dibromoethane	1.0	U	100-41-4	Ethylbenzene	1.0	U
95-50-1	1,2-Dichlorobenzene	1.0	U	98-82-8	Isopropylbenzene	1.0	U
107-06-2	1,2-Dichloroethane	0.50	U	136777612	m&p-Xylenes	1.0	U
78-87-5	1,2-Dichloropropane	0.51	U	79-20-9	Methyl Acetate	1.0	U
541-73-1	1,3-Dichlorobenzene	1.0	U	108-87-2	Methylcyclohexane	1.0	U
106-46-7	1,4-Dichlorobenzene	1.0	U	75-09-2	Methylene Chloride	1.0	U
78-93-3	2-Butanone	1.0	U	1634-04-4	Methyl-t-butyl ether	0.50	U
591-78-6	2-Hexanone	1.0	U	95-47-6	o-Xylene	1.0	U
108-10-1	4-Methyl-2-Pentanone	1.0	U	100-42-5	Styrene	1.0	U
67-64-1	Acetone	10	U	127-18-4	Tetrachloroethene	1.0	U
71-43-2	Benzene	0.50	U	108-88-3	Toluene	1.0	U
75-27-4	Bromodichloromethane	0.61	U	156-60-5	trans-1,2-Dichloroethene	1.0	U
75-25-2	Bromoform	1.0	U	10061-02-6	trans-1,3-Dichloropropene	1.0	U
74-83-9	Bromomethane	1.0	U	79-01-6	Trichloroethene	1.0	U
75-15-0	Carbon Disulfide	1.0	U	75-69-4	Trichlorofluoromethane	1.0	U
56-23-5	Carbon Tetrachloride	1.0	U	75-01-4	Vinyl Chloride	1.0	U
108-90-7	Chlorobenzene	1.0	U	1330-20-7	Xylenes (Total)	1.0	U

Worksheet #: 193017

Total Target Concentration 0

ColumnID: (^) Indicates results from 2nd column

*U - Indicates the compound was analyzed but not detected.**B - Indicates the analyte was found in the blank as well as in the sample.**E - Indicates the analyte concentration exceeds the calibration range of the instrument.**R - Retention Time Out**J - Indicates an estimated value when a compound is detected at less than the specified detection limit.**d - Pesticide %Diff>40% between columns due to coelution. Lower concentration used*

Form1

ORGANICS VOLATILE REPORT

Sample Number: AC59335-012

Client Id: MW-10

Data File: 3M93529.D

Analysis Date: 06/01/11 11:19

Date Rec/Extracted: 05/26/11-NA

Column: DB-624 25M 0.200mm ID 1.12um film

Method: EPA 8260B

Matrix: Aqueous

Initial Vol: 5ml

Final Vol: NA

Dilution: 1.00

Solids: 0

Units: ug/L

Cas #	Compound	RL	Conc	Cas #	Compound	RL	Conc
71-55-6	1,1,1-Trichloroethane	1.0	U	75-00-3	Chloroethane	1.0	U
79-34-5	1,1,2,2-Tetrachloroethane	1.0	U	67-66-3	Chloroform	1.0	U
76-13-1	1,1,2-Trichloro-1,2,2-trifluor	1.0	U	74-87-3	Chloromethane	1.0	U
79-00-5	1,1,2-Trichloroethane	1.0	U	156-59-2	cis-1,2-Dichloroethene	1.0	U
75-34-3	1,1-Dichloroethane	1.0	U	10061-01-5	cis-1,3-Dichloropropene	1.0	U
75-35-4	1,1-Dichloroethene	1.0	U	110-82-7	Cyclohexane	1.0	U
120-82-1	1,2,4-Trichlorobenzene	1.0	U	124-48-1	Dibromochloromethane	1.0	U
96-12-8	1,2-Dibromo-3-Chloropropa	1.0	U	75-71-8	Dichlorodifluoromethane	1.0	U
106-93-4	1,2-Dibromoethane	1.0	U	100-41-4	Ethylbenzene	1.0	U
95-50-1	1,2-Dichlorobenzene	1.0	U	98-82-8	Isopropylbenzene	1.0	U
107-06-2	1,2-Dichloroethane	0.50	U	136777612	m&p-Xylenes	1.0	U
78-87-5	1,2-Dichloropropane	0.51	U	79-20-9	Methyl Acetate	1.0	U
541-73-1	1,3-Dichlorobenzene	1.0	U	108-87-2	Methylcyclohexane	1.0	U
106-46-7	1,4-Dichlorobenzene	1.0	U	75-09-2	Methylene Chloride	1.0	U
78-93-3	2-Butanone	1.0	U	1634-04-4	Methyl-t-butyl ether	0.50	U
591-78-6	2-Hexanone	1.0	U	95-47-6	o-Xylene	1.0	U
108-10-1	4-Methyl-2-Pentanone	1.0	U	100-42-5	Styrene	1.0	U
67-64-1	Acetone	10	U	127-18-4	Tetrachloroethene	1.0	U
71-43-2	Benzene	0.50	U	108-88-3	Toluene	1.0	U
75-27-4	Bromodichloromethane	0.61	U	156-60-5	trans-1,2-Dichloroethene	1.0	U
75-25-2	Bromoform	1.0	U	10061-02-6	trans-1,3-Dichloropropene	1.0	U
74-83-9	Bromomethane	1.0	U	79-01-6	Trichloroethene	1.0	U
75-15-0	Carbon Disulfide	1.0	U	75-69-4	Trichlorofluoromethane	1.0	U
56-23-5	Carbon Tetrachloride	1.0	U	75-01-4	Vinyl Chloride	1.0	U
108-90-7	Chlorobenzene	1.0	U	1330-20-7	Xylenes (Total)	1.0	U

Worksheet #: 193017

Total Target Concentration 0

ColumnID: (^) Indicates results from 2nd column

U - Indicates the compound was analyzed but not detected.

B - Indicates the analyte was found in the blank as well as in the sample.

E - Indicates the analyte concentration exceeds the calibration range of the instrument.

R - Retention Time Out

J - Indicates an estimated value when a compound is detected at less than the specified detection limit.

d - Pesticide %Diff>40% between columns due to coelution. Lower concentration use a

Form1

ORGANICS VOLATILE REPORT

Sample Number: AC59335-013

Client Id: MW-11

Data File: 3M93530.D

Analysis Date: 06/01/11 11:35

Date Rec/Extracted: 05/26/11-NA

Column: DB-624 25M 0.200mm ID 1.12um film

Method: EPA 8260B

Matrix: Aqueous

Initial Vol: 5ml

Final Vol: NA

Dilution: 1.00

Solids: 0

Units: ug/L

Cas #	Compound	RL	Conc	Cas #	Compound	RL	Conc
71-55-6	1,1,1-Trichloroethane	1.0	U	75-00-3	Chloroethane	1.0	U
79-34-5	1,1,2,2-Tetrachloroethane	1.0	U	67-66-3	Chloroform	1.0	U
76-13-1	1,1,2-Trichloro-1,2,2-trifluor	1.0	U	74-87-3	Chloromethane	1.0	U
79-00-5	1,1,2-Trichloroethane	1.0	U	156-59-2	cis-1,2-Dichloroethene	1.0	U
75-34-3	1,1-Dichloroethane	1.0	U	10061-01-5	cis-1,3-Dichloropropene	1.0	U
75-35-4	1,1-Dichloroethene	1.0	U	110-82-7	Cyclohexane	1.0	U
120-82-1	1,2,4-Trichlorobenzene	1.0	U	124-48-1	Dibromochloromethane	1.0	U
96-12-8	1,2-Dibromo-3-Chloropropa	1.0	U	75-71-8	Dichlorodifluoromethane	1.0	U
106-93-4	1,2-Dibromoethane	1.0	U	100-41-4	Ethylbenzene	1.0	U
95-50-1	1,2-Dichlorobenzene	1.0	U	98-82-8	Isopropylbenzene	1.0	U
107-06-2	1,2-Dichloroethane	0.50	U	136777612	m&p-Xylenes	1.0	U
78-87-5	1,2-Dichloropropane	0.51	U	79-20-9	Methyl Acetate	1.0	U
541-73-1	1,3-Dichlorobenzene	1.0	U	108-87-2	Methylcyclohexane	1.0	U
106-46-7	1,4-Dichlorobenzene	1.0	U	75-09-2	Methylene Chloride	1.0	U
78-93-3	2-Butanone	1.0	U	1634-04-4	Methyl-t-butyl ether	0.50	U
591-78-6	2-Hexanone	1.0	U	95-47-6	o-Xylene	1.0	U
108-10-1	4-Methyl-2-Pentanone	1.0	U	100-42-5	Styrene	1.0	U
67-64-1	Acetone	10	U	127-18-4	Tetrachloroethene	1.0	U
71-43-2	Benzene	0.50	U	108-88-3	Toluene	1.0	U
75-27-4	Bromodichloromethane	0.61	U	156-60-5	trans-1,2-Dichloroethene	1.0	U
75-25-2	Bromoform	1.0	U	10061-02-6	trans-1,3-Dichloropropene	1.0	U
74-83-9	Bromomethane	1.0	U	79-01-6	Trichloroethene	1.0	U
75-15-0	Carbon Disulfide	1.0	U	75-69-4	Trichlorofluoromethane	1.0	U
56-23-5	Carbon Tetrachloride	1.0	U	75-01-4	Vinyl Chloride	1.0	U
108-90-7	Chlorobenzene	1.0	U	1330-20-7	Xylenes (Total)	1.0	U

Worksheet #: 193017

Total Target Concentration 0

ColumnID: (^) Indicates results from 2nd column

U - Indicates the compound was analyzed but not detected.

B - Indicates the analyte was found in the blank as well as in the sample.

E - Indicates the analyte concentration exceeds the calibration range of the instrument.

R - Retention Time Out

J - Indicates an estimated value when a compound is detected at less than the specified detection limit.

d - Pesticide %Diff>40% between columns due to coelution. Lower concentration used

Form1

ORGANICS VOLATILE REPORT

Sample Number: AC59335-014(100X)

Client Id: Duplicate

Data File: 2M67558.D

Analysis Date: 05/31/11 17:50

Date Rec/Extracted: 05/26/11-NA

Column: DB-624 25M 0.200mm ID 1.12um film

Method: EPA 8260B

Matrix: Aqueous

Initial Vol: 5ml

Final Vol: NA

Dilution: 100

Solids: 0

Units: ug/L

Cas #	Compound	RL	Conc	Cas #	Compound	RL	Conc
71-55-6	1,1,1-Trichloroethane	100	U	75-00-3	Chloroethane	100	U
79-34-5	1,1,2,2-Tetrachloroethane	100	U	67-66-3	Chloroform	100	U
76-13-1	1,1,2-Trichloro-1,2,2-trifluor	100	U	74-87-3	Chloromethane	100	U
79-00-5	1,1,2-Trichloroethane	100	U	156-59-2	cis-1,2-Dichloroethene	100	240
75-34-3	1,1-Dichloroethane	100	U	10061-01-5	cis-1,3-Dichloropropene	100	U
75-35-4	1,1-Dichloroethene	100	U	110-82-7	Cyclohexane	100	U
120-82-1	1,2,4-Trichlorobenzene	100	U	124-48-1	Dibromochloromethane	100	U
96-12-8	1,2-Dibromo-3-Chloropropa	100	U	75-71-8	Dichlorodifluoromethane	100	U
106-93-4	1,2-Dibromoethane	100	U	100-41-4	Ethylbenzene	100	U
95-50-1	1,2-Dichlorobenzene	100	U	98-82-8	Isopropylbenzene	100	U
107-06-2	1,2-Dichloroethane	50	U	136777612	m&p-Xylenes	100	U
78-87-5	1,2-Dichloropropane	100	U	79-20-9	Methyl Acetate	100	U
541-73-1	1,3-Dichlorobenzene	100	U	108-87-2	Methylcyclohexane	100	U
106-46-7	1,4-Dichlorobenzene	100	U	75-09-2	Methylene Chloride	100	U
78-93-3	2-Butanone	100	U	1634-04-4	Methyl-t-butyl ether	50	U
591-78-6	2-Hexanone	100	U	95-47-6	o-Xylene	100	U
108-10-1	4-Methyl-2-Pentanone	100	U	100-42-5	Styrene	100	U
67-64-1	Acetone	1000	U	127-18-4	Tetrachloroethene	100	34000
71-43-2	Benzene	50	U	108-88-3	Toluene	100	U
75-27-4	Bromodichloromethane	100	U	156-60-5	trans-1,2-Dichloroethene	100	U
75-25-2	Bromoform	100	U	10061-02-6	trans-1,3-Dichloropropene	100	U
74-83-9	Bromomethane	100	U	79-01-6	Trichloroethene	100	7900
75-15-0	Carbon Disulfide	100	U	75-69-4	Trichlorofluoromethane	100	U
56-23-5	Carbon Tetrachloride	100	U	75-01-4	Vinyl Chloride	100	U
108-90-7	Chlorobenzene	100	U	1330-20-7	Xylenes (Total)	100	U

Worksheet #: 193017

Total Target Concentration 42000

ColumnID: (^) Indicates results from 2nd column

U - Indicates the compound was analyzed but not detected.

B - Indicates the analyte was found in the blank as well as in the sample.

E - Indicates the analyte concentration exceeds the calibration range of the instrument.

R - Retention Time Out

J - Indicates an estimated value when a compound is detected at less than the specified detection limit.

d - Pesticide %Diff>40% between columns due to coelution. Lower concentration use a

Chain of Custody Forms

175 US Hwy 46 West, Fairfield, New Jersey 07004 & 198 Route 46 East, 1st Floor, Fairfield, New Jersey 07004

Fax: 973-439-1458

LAC/NU# 07071/07069 CT# PH-0671 NY/ELAP# 11408/11939 PA# 68-463/68-04409 WV# 353 KY# 90124

3) Reporting Requirements (please circle)

Customer Information

1a) Customer: EA Engineering

Address: 6712 Brooklands Parkway Suite 104

Syacuse NY 13211

1b) Email/Cell/Fax/Ph: 315-431-4610

1c) Send Invoice To: Judy Graham jgraham@east.com

1d) Send Report To: Judy Graham jgraham@east.com

Project Information

2a) Project: NYDEC Damshire Cleaners

2b) Project Manager: Judy Graham

2c) Location (City/State): Albany, NY

2d) Quote#/PO# (If Applicable): 1436846

Turnaround Time	Report type	Hazmat/Csv
24-Hour (100%)	Data Sum	Equis per NYDEC
48-Hour (75%)	Waste	Excel-NJCC
72-Hour (50%)	Red-NJ/NY/PA	Excel-Nyagm
4 Day (TPH)	CLP	Excel-PAAcill
1-Week (25%)	Full/Cat-B	PDF
10 Days (10%)	Cal-A	Other:
Standard	Other:	Other:

Expedited TAT Not always available (Please check with lab!)

FOR LAB USE ONLY

Check if Contingent==>

<===Check if Contingent

Batch#

Matrix Codes:

DW-Drinking Water S-Soil A-Air

GW-Ground Water SL-Sludge O-Other

WW-Waste Water O-Oil

4) Customer Sample ID

5) Matrix

6) Sample Date

Time

Composite(C)

Grab(G)

Sample Type

VOC EPA 8260 B

8) # Of Bottles

None

MeOH

Encore

NaOH

HCl

H2SO4

HNO3

Other:

9) Methanol Bottle Numbers (if applicable)

Comments

10) Relinquished By:

Accepted By:

Date

Time

Comments, Notes, Special Requirements, HAZARDS

11) Sampler: Amanda B. Bell

Date: 5/25/11

Cooler Time

Please note NUMBERED items. If not completed your analytical work may be delayed.

A fee of \$5/sample will be assessed for storage should sample not be activated for any analysis

CONDITION UPON RECEIPT

Batch Number AC59335

Entered By: Frantz

Date Entered 5/26/2011 10:47:00 AM

- 1 Yes Is there a corresponding COC included with the samples?
- 2 Yes Are the samples in a container such as a cooler or Ice chest?
- 3 Yes Are the COC seals intact?
- 4 Yes Please specify the Temperature inside the container (in degC)
2.1
- 5 Yes Are the samples refrigerated (where required)/have they arrived on ice?
- 6 Yes Are the samples within the holding times for the parameters listed on the COC? IF no, list parameters and samples:
- 7 Yes Are all of the sample bottles intact? If no, specify sample numbers broken/leaking
- 8 Yes Are all of the sample labels or numbers legible? If no specify:
- 9 Yes Do the contents match the COC? If no, specify
- 10 Yes Is there enough sample sent for the analyses listed on the COC? If no, specify:
- 11 NO Are samples preserved correctly?
- 12 Yes Was temperature blank present (Place comment below if not)? If not was temperature of samples verified?
- 13 NA Other comments ...Specify
- 14 NA Corrective actions (Specify item number and corrective action taken).

PRESERVATION DOCUMENT

Batch Number AC59335

Entered By: Frantz

Date Entered 5/26/2011 10:48:00 AM

Lab#:	Container Siz	Container Typ	Paramete	Preservative	PH
AC59335-008	40ml	G	VO+10	HCL	1
AC59335-009	40ml	G	VO+10	HCL	1
AC59335-010	40ml	G	VO+10	HCL	1
AC59335-011	40ml	G	VO+10	HCL	1
AC59335-012	40ml	G	VO+10	HCL	1
AC59335-013	40ml	G	VO+10	HCL	1
AC59335-014	40ml	G	VO+10	HCL	7
AC59335-001	40ml	G	VO+10	HCL	7
AC59335-002	40ml	G	VO+10	HCL	7
AC59335-003	40ml	G	VO+10	HCL	7
AC59335-004	40ml	G	VO+10	HCL	7
AC59335-005	40ml	G	VO+10	HCL	7
AC59335-006	40ml	G	VO+10	HCL	1
AC59335-007	40ml	G	VO+10	HCL	1

Internal Chain of Custody

0041

Lab#:	DateTime:	Loc or User	Bot Nu	A/ M	Analysis
AC59335-001	05/26/11 10:00	FRAN	0	M	Received
AC59335-001	05/26/11 10:47	FRAN	0	M	Login
AC59335-001	05/27/11 07:48	R22	2	A	NONE
AC59335-001	05/31/11 11:57	WP	2	A	VOA
AC59335-001	05/27/11 07:48	R22	3	A	NONE
AC59335-002	05/26/11 10:00	FRAN	0	M	Received
AC59335-002	05/26/11 10:47	FRAN	0	M	Login
AC59335-002	05/27/11 07:48	R22	2	A	NONE
AC59335-002	05/31/11 11:57	WP	2	A	VOA
AC59335-002	05/27/11 07:48	R22	3	A	NONE
AC59335-003	05/26/11 10:00	FRAN	0	M	Received
AC59335-003	05/26/11 10:47	FRAN	0	M	Login
AC59335-003	05/27/11 07:48	R22	2	A	NONE
AC59335-003	05/31/11 11:57	WP	2	A	VOA
AC59335-003	05/27/11 07:48	R22	3	A	NONE
AC59335-004	05/26/11 10:00	FRAN	0	M	Received
AC59335-004	05/26/11 10:47	FRAN	0	M	Login
AC59335-004	05/27/11 07:48	R22	2	A	NONE
AC59335-004	05/31/11 11:57	WP	2	A	VOA
AC59335-004	05/27/11 07:48	R22	3	A	NONE
AC59335-004	06/01/11 09:32	WP	3	A	voa
AC59335-005	05/26/11 10:00	FRAN	0	M	Received
AC59335-005	05/26/11 10:47	FRAN	0	M	Login
AC59335-005	05/27/11 07:48	R22	2	A	NONE
AC59335-005	05/31/11 11:57	WP	2	A	VOA
AC59335-005	05/27/11 07:48	R22	3	A	NONE
AC59335-006	05/26/11 10:00	FRAN	0	M	Received
AC59335-006	05/26/11 10:47	FRAN	0	M	Login
AC59335-006	05/27/11 07:48	R22	2	A	NONE
AC59335-006	05/31/11 11:57	WP	2	A	VOA
AC59335-006	05/27/11 07:48	R22	3	A	NONE
AC59335-006	06/01/11 09:32	WP	3	A	voa
AC59335-007	05/26/11 10:00	FRAN	0	M	Received
AC59335-007	05/26/11 10:47	FRAN	0	M	Login
AC59335-007	05/27/11 07:48	R22	2	A	NONE
AC59335-007	05/31/11 11:57	WP	2	A	VOA
AC59335-007	05/27/11 07:48	R22	3	A	NONE
AC59335-007	06/01/11 09:32	WP	3	A	voa
AC59335-008	05/26/11 10:00	FRAN	0	M	Received
AC59335-008	05/26/11 10:47	FRAN	0	M	Login
AC59335-008	05/27/11 07:48	R22	2	A	NONE
AC59335-008	05/31/11 11:57	WP	2	A	VOA
AC59335-008	05/27/11 07:48	R22	3	A	NONE
AC59335-009	05/26/11 10:00	FRAN	0	M	Received
AC59335-009	05/26/11 10:47	FRAN	0	M	Login
AC59335-009	05/27/11 07:48	R22	2	A	NONE
AC59335-009	05/27/11 07:48	R22	3	A	NONE
AC59335-009	05/31/11 11:57	WP	3	A	VOA
AC59335-010	05/26/11 10:00	FRAN	0	M	Received
AC59335-010	05/26/11 10:47	FRAN	0	M	Login
AC59335-010	05/27/11 07:48	R22	3	A	NONE
AC59335-010	05/31/11 11:57	WP	3	A	VOA
AC59335-011	05/26/11 10:00	FRAN	0	M	Received
AC59335-011	05/26/11 10:47	FRAN	0	M	Login
AC59335-011	05/27/11 07:48	R22	2	A	NONE
AC59335-011	05/31/11 11:57	WP	2	A	VOA
AC59335-011	05/27/11 07:48	R22	3	A	NONE
AC59335-011	06/01/11 09:32	WP	3	A	voa
AC59335-012	05/26/11 10:00	FRAN	0	M	Received
AC59335-012	05/26/11 10:47	FRAN	0	M	Login
AC59335-012	05/27/11 07:48	R22	2	A	NONE
AC59335-012	05/31/11 11:57	WP	2	A	VOA
AC59335-012	05/27/11 07:48	R22	3	A	NONE
AC59335-012	06/01/11 09:32	WP	3	A	voa
AC59335-013	05/26/11 10:00	FRAN	0	M	Received
AC59335-013	05/26/11 10:47	FRAN	0	M	Login
AC59335-013	05/27/11 07:48	R22	2	A	NONE
AC59335-013	05/31/11 11:57	WP	2	A	VOA
AC59335-013	05/27/11 07:48	R22	3	A	NONE
AC59335-013	06/01/11 09:32	WP	3	A	voa
AC59335-014	05/26/11 10:00	FRAN	0	M	Received
AC59335-014	05/26/11 10:47	FRAN	0	M	Login
AC59335-014	05/27/11 07:48	R22	2	A	NONE
AC59335-014	05/31/11 11:57	WP	2	A	VOA
AC59335-014	05/27/11 07:48	R22	3	A	NONE

Lab#:	DateTime:	Loc or User	Bot Nu	A/ M	Analysis
AC59335-014	06/01/11 09:32	WP	3	A	voa

Samples marked as received are stored in coolers or refrigerator R12, or R24 at 4 deg C until Login

GC/MS Volatile Data

**GC/MS Volatile Data
QC Summary**

FORM2

Surrogate Recovery

Method: EPA 8260B

Dfile	Sample#	Matrix	Date/Time	Surr Dil	Dilute Out Flag	Column1 S1 Recov	Column1 S2 Recov	Column1 S3 Recov	Column1 S4 Recov	Column0 S5 Recov	Column0 S6 Recov
2M67534.D	DAILY BLANK	Aqueous	05/31/11 11:29	1		104	90	95	101		
3M93520.D	DAILY BLANK	Aqueous	06/01/11 08:50	1		104	102	92	103		
2M67548.D	AC59335-001	Aqueous	05/31/11 15:12	1		113	95	92	98		
2M67550.D	AC59335-002	Aqueous	05/31/11 15:44	1		118	96	95	100		
2M67551.D	AC59335-003	Aqueous	05/31/11 16:00	1		110	93	95	98		
3M93536.D	AC59335-004	Aqueous	06/01/11 13:19	1		108	101	94	101		
2M67543.D	AC59335-005	Aqueous	05/31/11 13:53	1		105	106	96	103		
3M93532.D	AC59335-006	Aqueous	06/01/11 12:08	1		109	106	93	103		
3M93531.D	AC59335-007	Aqueous	06/01/11 11:52	1		111	103	92	102		
2M67547.D	AC59335-008	Aqueous	05/31/11 14:56	1		111	102	97	101		
2M67545.D	AC59335-009	Aqueous	05/31/11 14:24	1		106	103	94	99		
2M67546.D	AC59335-010	Aqueous	05/31/11 14:40	1		109	102	100	95		
3M93526.D	AC59335-011	Aqueous	06/01/11 10:29	1		106	101	95	100		
3M93529.D	AC59335-012	Aqueous	06/01/11 11:19	1		113	111	94	100		
3M93530.D	AC59335-013	Aqueous	06/01/11 11:35	1		112	105	91	100		
2M67558.D	AC59335-014	Aqueous	05/31/11 17:50	1		112	96	95	99		
2M67536.D	MBS9752	Aqueous	05/31/11 12:01	1		110	92	99	95		
3M93522.D	MBS9766	Aqueous	06/01/11 09:23	1		101	103	96	99		

Flags: SD=Surrogate diluted out

*=Surrogate out

Method: EPA 8260B

Aqueous Limits

Compound	Spike Amt	Limits
S1=Dibromofluoromethane	30	73-131
S2=i,2-Dichloroethane-d4	30	78-128
S3=Toluene-d8	30	79-111
S4=Bromofluorobenzene	30	82-112

Form3
Recovery Data
 QC Batch: MBS9752

0045

Data File	Sample ID:	Analysis Date
Spike or Dup: 2M67536.D	MBS9752	5/31/2011 12:01:00 PM
Non Spike(If applicable):		
Inst Blank(If applicable):		
Method: 8260	Matrix: Aqueous	QC Type: MBS

Analyte:	Col	Spike Conc	Sample Conc	Expected Conc	Recovery	Lower Limit	Upper Limit	ME Low Limit	ME Upper Limit
Vinyl Chloride	1	17.6423	0	20	88	21	137	0	0
1,1-Dichloroethene	1	16.7765	0	20	84	21	133	0	0
1,1-Dichloroethane	1	17.1693	0	20	86	44	134	0	0
Chloroform	1	18.4016	0	20	92	40	148	0	0
1,2-Dichloroethane	1	20.0775	0	20	100	43	144	0	0
2-Butanone	1	19.4944	0	20	97	25	157	0	0
Carbon Tetrachloride	1	20.1708	0	20	101	42	146	0	0
Trichloroethene	1	19.1628	0	20	96	46	127	0	0
Benzene	1	18.0054	0	20	90	49	135	0	0
Tetrachloroethene	1	21.2587	0	20	106	42	138	0	0
Toluene	1	19.0599	0	20	95	53	129	0	0
Chlorobenzene	1	21.3921	0	20	107	51	129	0	0
1,4-Dichlorobenzene	1	20.1786	0	20	101	45	128	0	0
1,2-Dichlorobenzene	1	19.8654	0	20	99	50	126	0	0
n-Propylbenzene	1	17.1169	0	20	86	45	135	0	0
sec-Butylbenzene	1	18.3385	0	20	92	43	123	0	0

* - Indicates outside of limits

- Indicates outside of standard limits but within method exceedance limits

Form3
Recovery Data
 QC Batch: MBS9766

0046

Data File	Sample ID:	Analysis Date
Spike or Dup: 3M93522.D	MBS9766	6/1/2011 9:23:00 AM
Non Spike(If applicable):		
Inst Blank(If applicable):		
Method: 8260	Matrix: Aqueous	QC Type: MBS

Analyte:	Col	Spike Conc	Sample Conc	Expected Conc	Recovery	Lower Limit	Upper Limit	ME Low Limit	ME Upper Limit
Vinyl Chloride	1	17.3	0	20	86	21	137	0	0
1,1-Dichloroethene	1	20.9449	0	20	105	21	133	0	0
1,1-Dichloroethane	1	20.8688	0	20	104	44	134	0	0
Chloroform	1	20.1448	0	20	101	40	148	0	0
1,2-Dichloroethane	1	17.2105	0	20	86	43	144	0	0
2-Butanone	1	21.6047	0	20	108	25	157	0	0
Carbon Tetrachloride	1	24.5797	0	20	123	42	146	0	0
Trichloroethene	1	22.0153	0	20	110	46	127	0	0
Benzene	1	21.5882	0	20	108	49	135	0	0
Tetrachloroethene	1	21.6652	0	20	108	42	138	0	0
Toluene	1	21.035	0	20	105	53	129	0	0
Chlorobenzene	1	21.5409	0	20	108	51	129	0	0
1,4-Dichlorobenzene	1	20.0335	0	20	100	45	128	0	0
1,2-Dichlorobenzene	1	16.4304	0	20	82	50	126	0	0
n-Propylbenzene	1	18.9243	0	20	95	45	135	0	0
sec-Butylbenzene	1	18.8634	0	20	94	43	123	0	0

* - Indicates outside of limits

- Indicates outside of standard limits but within method exceedance limits

Form3
Recovery Data
QC Batch: MBS9752

0047

Data File	Sample ID:	Analysis Date
Spike or Dup: 2M67545.D	AC59335-009(MS:AC59335-008	5/31/2011 2:24:00 PM
Non Spike(If applicable): 2M67547.D	AC59335-008	5/31/2011 2:56:00 PM
Inst Blank(If applicable):		
Method: 8260	Matrix: Aqueous	QC Type: MS

Analyte:	Col	Spike Conc	Sample Conc	Expected Conc	Recovery	Lower Limit	Upper Limit	ME Low Limit	ME Upper Limit
Vinyl Chloride	1	17.5962	0	20	88	21	137	0	0
1,1-Dichloroethene	1	15.3117	0	20	77	21	133	0	0
1,1-Dichloroethane	1	16.1815	0	20	81	44	134	0	0
Chloroform	1	18.2421	0	20	91	40	148	0	0
1,2-Dichloroethane	1	19.1344	0	20	96	43	144	0	0
2-Butanone	1	14.9976	0	20	75	25	157	0	0
Carbon Tetrachloride	1	21.6307	0	20	108	42	146	0	0
Trichloroethene	1	18.6037	0	20	93	46	127	0	0
Benzene	1	16.0642	0	20	80	49	135	0	0
Tetrachloroethene	1	19.7196	0	20	99	42	138	0	0
Toluene	1	17.1651	0	20	86	53	129	0	0
Chlorobenzene	1	19.0123	0	20	95	51	129	0	0
1,4-Dichlorobenzene	1	18.0826	0	20	90	45	128	0	0
1,2-Dichlorobenzene	1	18.0073	0	20	90	50	126	0	0
n-Propylbenzene	1	15.289	0	20	76	45	135	0	0
sec-Butylbenzene	1	15.7195	0	20	79	43	123	0	0

Data File	Sample ID:	Analysis Date
Spike or Dup: 2M67546.D	AC59335-010(MSD:AC59335-0	5/31/2011 2:40:00 PM
Non Spike(If applicable): 2M67547.D	AC59335-008	5/31/2011 2:56:00 PM
Inst Blank(If applicable):		
Method: 8260	Matrix: Aqueous	QC Type: MSD

Analyte:	Col	Spike Conc	Sample Conc	Expected Conc	Recovery	Lower Limit	Upper Limit	ME Low Limit	ME Upper Limit
Vinyl Chloride	1	19.8718	0	20	99	21	137	0	0
1,1-Dichloroethene	1	17.706	0	20	89	21	133	0	0
1,1-Dichloroethane	1	18.1965	0	20	91	44	134	0	0
Chloroform	1	19.9538	0	20	100	40	148	0	0
1,2-Dichloroethane	1	20.6679	0	20	103	43	144	0	0
2-Butanone	1	17.8748	0	20	89	25	157	0	0
Carbon Tetrachloride	1	23.3845	0	20	117	42	146	0	0
Trichloroethene	1	19.7485	0	20	99	46	127	0	0
Benzene	1	18.6579	0	20	93	49	135	0	0
Tetrachloroethene	1	22.8859	0	20	114	42	138	0	0
Toluene	1	18.9866	0	20	95	53	129	0	0
Chlorobenzene	1	20.4274	0	20	102	51	129	0	0
1,4-Dichlorobenzene	1	18.9918	0	20	95	45	128	0	0
1,2-Dichlorobenzene	1	19.1747	0	20	96	50	126	0	0
n-Propylbenzene	1	16.9134	0	20	85	45	135	0	0
sec-Butylbenzene	1	17.3783	0	20	87	43	123	0	0

* - Indicates outside of limits

- Indicates outside of standard limits but within method exceedance limits

FORM 4
Blank Summary

Blank Number: DAILY BLANK
Blank Data File: 2M67534.D
Matrix: Aqueous

Blank Analysis Date: 05/31/11 11:29
Blank Extraction Date: NA
(If Applicable)
Method: EPA 8260B

Sample Number	Data File	Analysis Date
AC59335-001	2M67548.D	05/31/11 15:12
AC59335-002	2M67550.D	05/31/11 15:44
AC59335-003	2M67551.D	05/31/11 16:00
AC59335-005(100X	2M67543.D	05/31/11 13:53
AC59335-008	2M67547.D	05/31/11 14:56
AC59335-009(MS:	2M67545.D	05/31/11 14:24
AC59335-010(MSD	2M67546.D	05/31/11 14:40
AC59335-014(100X	2M67558.D	05/31/11 17:50
MBS9752	2M67536.D	05/31/11 12:01

FORM 4
Blank Summary

Blank Number: DAILY BLANK
Blank Data File: 3M93520.D
Matrix: Aqueous

Blank Analysis Date: 06/01/11 08:50
Blank Extraction Date: NA
(If Applicable)
Method: EPA 8260B

Sample Number	Data File	Analysis Date
AC59335-004(500X	3M93536.D	06/01/11 13:19
AC59335-006	3M93532.D	06/01/11 12:08
AC59335-007	3M93531.D	06/01/11 11:52
AC59335-011	3M93526.D	06/01/11 10:29
AC59335-012	3M93529.D	06/01/11 11:19
AC59335-013	3M93530.D	06/01/11 11:35
MBS9766	3M93522.D	06/01/11 09:23

Form 5

Tune Name: BFB TUNE

Data File: 3M93050.D

Instrument: GCMS 3

Analysis Date: 05/26/11 07:32

Method: EPA 8260B

Tune Scan/Time Range: Average of 4.429 to 4.439 min

Tgt	Rel	Lo	Hi	Rel	Raw	Pass/
Mass	Mass	Lim	Lim	Abund	Abund	Fail
50	95	15	40	25.3	6778	PASS
75	95	30	60	51.7	13862	PASS
95	95	100	100	100.0	26812	PASS
96	95	5	9	6.0	1600	PASS
173	174	0.00	2	0.0	0	PASS
174	95	50	100	93.3	25024	PASS
175	174	5	9	7.4	1856	PASS
176	174	95	101	95.7	23948	PASS
177	176	5	9	5.8	1400	PASS

Data File	Sample Number	Analysis Date:
3M93052.D	BLKJUG1	05/26/11 07:59
3M93053.D	CAL @ 1 PPB	05/26/11 08:18
3M93054.D	CAL @ 0.5 PPB	05/26/11 08:38
3M93055.D	CAL @ 5 PPB	05/26/11 08:57
3M93056.D	CAL @ 500 PPB	05/26/11 09:13
3M93057.D	CAL @ 250 PPB	05/26/11 09:30
3M93058.D	CAL @ 100 PPB	05/26/11 09:46
3M93059.D	CAL @ 50 PPB	05/26/11 10:02
3M93060.D	CAL @ 20 PPB	05/26/11 10:19
3M93061.D	CAL @ 10 PPB	05/26/11 10:35
3M93062.D	20 PPB	05/26/11 10:52
3M93063.D	BLK	05/26/11 11:08
3M93064.D	ICV	05/26/11 11:25
3M93065.D	DAILY BLANK	05/26/11 11:42
3M93066.D	DAILY BLANK	05/26/11 11:58
3M93067.D	MBS9690	05/26/11 12:14
3M93068.D	AC59194-006	05/26/11 12:31
3M93069.D	AC59201-010	05/26/11 12:47
3M93070.D	AC59201-011	05/26/11 13:04
3M93071.D	AC59205-013	05/26/11 13:20
3M93072.D	AC59201-006	05/26/11 13:37
3M93073.D	AC59201-008	05/26/11 13:53
3M93074.D	AC59194-003	05/26/11 14:10
3M93075.D	AC59201-009	05/26/11 14:26
3M93076.D	AC59201-001	05/26/11 14:42
3M93077.D	AC59201-003	05/26/11 14:59
3M93078.D	BLK	05/26/11 15:15
3M93079.D	AC59194-001	05/26/11 15:32
3M93080.D	MBS9694	05/26/11 15:49
3M93081.D	AC59149-013	05/26/11 16:05
3M93082.D	AC59261-015	05/26/11 16:22
3M93083.D	AC59145-007	05/26/11 16:38
3M93084.D	AC59244-005	05/26/11 16:55
3M93085.D	AC59244-002	05/26/11 17:11
3M93086.D	AC59244-001(5X)	05/26/11 17:30
3M93087.D	AC59244-003(5X)	05/26/11 17:52
3M93088.D	AC59244-004(5X)	05/26/11 18:14
3M93089.D	AC59261-007(500X)	05/26/11 18:33
3M93090.D	AC59261-009(500X)	05/26/11 18:50
3M93091.D	AC59194-003(MS)	05/26/11 19:07
3M93092.D	AC59194-003(MSD)	05/26/11 19:25
3M93093.D	AC59158-001(100X)	05/26/11 19:42
3M93094.D	AC59158-002(100X)	05/26/11 19:58
3M93095.D	AC59158-003(100X)	05/26/11 20:14
3M93096.D	AC59158-004(200X)	05/26/11 20:31
3M93097.D	AC59158-005(200X)	05/26/11 20:47
3M93098.D	BLK	05/26/11 21:04
3M93099.D	BLK	05/26/11 21:20
3M93100.D	BLK	05/26/11 21:36
3M93101.D	MBS9701	05/26/11 21:52
3M93102.D	MBS9702	05/26/11 22:09
3M93103.D	AC59224-002	05/26/11 22:26
3M93104.D	AC59224-003	05/26/11 22:43
3M93105.D	AC59242-015	05/26/11 22:59
3M93106.D	AC59242-016	05/26/11 23:17
3M93107.D	AC59242-001	05/26/11 23:35
3M93108.D	AC59242-002	05/26/11 23:51
3M93109.D	AC59242-003	05/27/11 00:08
3M93110.D	AC59242-004	05/27/11 00:24
3M93111.D	AC59242-005	05/27/11 00:40
3M93112.D	AC59242-006	05/27/11 00:59
3M93113.D	AC59242-007	05/27/11 01:16
3M93114.D	AC59242-008	05/27/11 01:32
3M93115.D	AC59242-009	05/27/11 01:49
3M93116.D	AC59242-010	05/27/11 02:05

Form 5

Tune Name: BFB TUNE

Data File: 3M93050.D

Instrument: GCMS 3

Analysis Date: 05/26/11 07:32

Method: EPA 8260B

Tune Scan/Time Range: Average of 4.429 to 4.439 min

Tgt	Rel	Lo	Hi	Rel	Raw	Pass/
Mass	Mass	Lim	Lim	Abund	Abund	Fail
50	95	15	40	25.3	6778	PASS
75	95	30	60	51.7	13862	PASS
95	95	100	100	100.0	26812	PASS
96	95	5	9	6.0	1600	PASS
173	174	0.00	2	0.0	0	PASS
174	95	50	100	93.3	25024	PASS
175	174	5	9	7.4	1856	PASS
176	174	95	101	95.7	23948	PASS
177	176	5	9	5.8	1400	PASS

3M93117.D	AC59242-011	05/27/11 02:21
3M93118.D	AC59242-012	05/27/11 02:38
3M93119.D	AC59242-013	05/27/11 02:54
3M93120.D	AC59242-014	05/27/11 03:10
3M93121.D	AC59224-001	05/27/11 03:27
3M93122.D	AC59229-001	05/27/11 03:43
3M93123.D	AC59201-006(MS)	05/27/11 04:00
3M93124.D	AC59201-006(MSD)	05/27/11 04:16
3M93125.D	BLK	05/27/11 04:33
3M93126.D	BLK	05/27/11 04:49
3M93127.D	BLK	05/27/11 05:05
3M93128.D	BLK	05/27/11 05:22
3M93129.D	BLK	05/27/11 05:38
3M93130.D	BLK	05/27/11 05:53
3M93131.D	BLK	05/27/11 06:09

Form 5

Tune Name: BFB TUNE

Data File: 2M67517.D

Instrument: GCMS 2

Analysis Date: 05/31/11 06:41

Method: EPA 8260B

Tune Scan/Time Range: Average of 4.069 to 4.079 min

Tgt	Rel	Lo	Hi	Rel	Raw	Pass/
Mass	Mass	Lim	Lim	Abund	Abund	Fail
50	95	15	40	24.7	11390	PASS
75	95	30	60	58.6	27052	PASS
95	95	100	100	100.0	46184	PASS
96	95	5	9	6.2	2860	PASS
173	174	0.00	2	0.0	0	PASS
174	95	50	100	76.7	35428	PASS
175	174	5	9	7.4	2622	PASS
176	174	95	101	99.2	35144	PASS
177	176	5	9	7.7	2704	PASS

Data File	Sample Number	Analysis Date:
2M67519.D	BLK	05/31/11 07:22
2M67520.D	BLK	05/31/11 07:38
2M67522.D	CAL @ 1 PPB	05/31/11 08:14
2M67523.D	CAL @ 0.5 PPB	05/31/11 08:32
2M67524.D	CAL @ 5 PPB	05/31/11 08:50
2M67525.D	CAL @ 500 PPB	05/31/11 09:05
2M67526.D	CAL @ 250 PPB	05/31/11 09:21
2M67527.D	CAL @ 100 PPB	05/31/11 09:37
2M67528.D	CAL @ 50 PPB	05/31/11 09:53
2M67529.D	CAL @ 20 PPB	05/31/11 10:09
2M67530.D	CAL @ 10 PPB	05/31/11 10:25
2M67531.D	ICV	05/31/11 10:41
2M67532.D	BLK	05/31/11 10:57
2M67533.D	DAILY BLANK	05/31/11 11:14
2M67534.D	DAILY BLANK	05/31/11 11:29
2M67535.D	MBS9751	05/31/11 11:45
2M67536.D	MBS9752	05/31/11 12:01
2M67537.D	BLKJUG1	05/31/11 12:17
2M67538.D	AC59210-012(500X	05/31/11 12:33
2M67539.D	AC59210-008(200X	05/31/11 12:49
2M67540.D	AC59210-001(100X	05/31/11 13:05
2M67541.D	AC59210-014(100X	05/31/11 13:21
2M67542.D	AC59335-014(100X	05/31/11 13:37
2M67543.D	AC59335-005(100X	05/31/11 13:53
2M67544.D	AC59335-008	05/31/11 14:09
2M67545.D	AC59335-009(MS:	05/31/11 14:24
2M67546.D	AC59335-010(MSD	05/31/11 14:40
2M67547.D	AC59335-008	05/31/11 14:56
2M67548.D	AC59335-001	05/31/11 15:12
2M67549.D	BLK	05/31/11 15:28
2M67550.D	AC59335-002	05/31/11 15:44
2M67551.D	AC59335-003	05/31/11 16:00
2M67552.D	AC59335-004	05/31/11 16:15
2M67553.D	AC59335-006	05/31/11 16:31
2M67554.D	AC59335-007	05/31/11 16:47
2M67555.D	AC59335-011	05/31/11 17:03
2M67556.D	AC59335-012	05/31/11 17:19
2M67557.D	AC59335-013	05/31/11 17:34
2M67558.D	AC59335-014(100X	05/31/11 17:50
2M67559.D	AC59210-001	05/31/11 18:06
2M67560.D	AC59210-002	05/31/11 18:22
2M67561.D	AC59210-006	05/31/11 18:37
2M67562.D	MBS9757	05/31/11 18:53
2M67563.D	STD	05/31/11 19:09
2M67564.D	STD	05/31/11 19:25
2M67565.D	BLK	05/31/11 19:40
2M67566.D	BLK	05/31/11 19:56
2M67567.D	MBS9758	05/31/11 20:12
2M67568.D	MBS9759	05/31/11 20:27
2M67569.D	AC59234-013	05/31/11 20:43
2M67570.D	AC59234-015	05/31/11 20:59
2M67571.D	AC59302-001	05/31/11 21:14

Form 5

Tune Name: BFB TUNE

Data File: 3M93514.D

Instrument: GCMS 3

Analysis Date: 06/01/11 07:11

Method: EPA 8260B

Tune Scan/Time Range: Average of 4.418 to 4.448 min

Tgt	Rel	Lo	Hi	Rel	Raw	Pass/
Mass	Mass	Lim	Lim	Abund	Abund	Fail
50	95	15	40	26.9	4773	PASS
75	95	30	60	54.1	9606	PASS
95	95	100	100	100.0	17746	PASS
96	95	5	9	6.9	1231	PASS
173	174	0.00	2	0.0	0	PASS
174	95	50	100	95.8	17003	PASS
175	174	5	9	6.0	1025	PASS
176	174	95	101	100.1	17024	PASS
177	176	5	9	5.8	991	PASS

Data File	Sample Number	Analysis Date:
3M93515.D	BLK	06/01/11 07:21
3M93516.D	20 PPB	06/01/11 07:38
3M93517.D	CAL @ 20 PPB	06/01/11 08:00
3M93518.D	BLK	06/01/11 08:17
3M93519.D	DAILY BLANK	06/01/11 08:33
3M93520.D	DAILY BLANK	06/01/11 08:50
3M93521.D	MBS9765	06/01/11 09:07
3M93522.D	MBS9766	06/01/11 09:23
3M93523.D	BLKJUG#3	06/01/11 09:40
3M93524.D	BLKJUG#2	06/01/11 09:56
3M93525.D	AC59210-001	06/01/11 10:13
3M93526.D	AC59335-011	06/01/11 10:29
3M93527.D	AC59454-001	06/01/11 10:46
3M93528.D	BLKJUG2	06/01/11 11:02
3M93529.D	AC59335-012	06/01/11 11:19
3M93530.D	AC59335-013	06/01/11 11:35
3M93531.D	AC59335-007	06/01/11 11:52
3M93532.D	AC59335-006	06/01/11 12:08
3M93533.D	59335-014(100X)	06/01/11 12:27
3M93534.D	AC59210-002	06/01/11 12:46
3M93535.D	AC59210-006	06/01/11 13:02
3M93536.D	AC59335-004(500X)	06/01/11 13:19
3M93537.D	AC59210-014(500X)	06/01/11 13:35
3M93538.D	59335-014(200X)	06/01/11 13:52
3M93539.D	AC59335-014(100X)	06/01/11 14:08
3M93540.D	AC59305-005	06/01/11 14:24
3M93541.D	AC59230-002(MS)	06/01/11 14:41
3M93542.D	AC59230-002(MSD)	06/01/11 14:58
3M93543.D	BLK	06/01/11 15:14
3M93544.D	AC59305-005(T)	06/01/11 15:31
3M93545.D	EF-116576(6-1-11)	06/01/11 15:47
3M93546.D	AC59456-001	06/01/11 16:04
3M93547.D	AC59340-005(10X)	06/01/11 16:24
3M93548.D	AC59233-003(40uL)	06/01/11 16:42
3M93549.D	BLK	06/01/11 16:58
3M93550.D	AC59454-001(MS)	06/01/11 17:15
3M93551.D	AC59454-001(MSD)	06/01/11 17:31
3M93552.D	AC59297-011(8uL)	06/01/11 17:49
3M93553.D	AC59297-020(8uL)	06/01/11 18:05
3M93554.D	AC59297-021(8uL)	06/01/11 18:22
3M93555.D	BLK	06/01/11 18:38
3M93556.D	BLK	06/01/11 18:55
3M93557.D	BLK	06/01/11 19:11
3M93558.D	MBS9776	06/01/11 19:27
3M93559.D	AC59289-017	06/01/11 19:44
3M93560.D	AC59296-001	06/01/11 20:00
3M93561.D	AC59296-002	06/01/11 20:17
3M93562.D	AC59304-001	06/01/11 20:33
3M93563.D	MBS9777	06/01/11 20:49
3M93564.D	AC59302-004	06/01/11 21:06
3M93565.D	AC59289-001	06/01/11 21:22
3M93566.D	AC59289-003	06/01/11 21:39
3M93567.D	AC59289-005	06/01/11 21:55
3M93568.D	AC59289-007	06/01/11 22:12
3M93569.D	AC59289-009	06/01/11 22:28
3M93570.D	AC59289-011	06/01/11 22:45
3M93571.D	AC59289-013	06/01/11 23:01
3M93572.D	AC59289-015	06/01/11 23:18
3M93573.D	AC59289-020	06/01/11 23:34
3M93574.D	AC59304-002	06/01/11 23:50
3M93575.D	AC59296-005(10X)	06/02/11 00:10
3M93576.D	AC59296-003(20X)	06/02/11 00:32
3M93577.D	AC59296-007(50X)	06/02/11 00:54
3M93578.D	AC59296-006(100X)	06/02/11 01:15
3M93579.D	BLK	06/02/11 01:34

Form 5

Tune Name: BFB TUNE

Data File: 3M93514.D

Instrument: GCMS 3

Analysis Date: 06/01/11 07:11

Method: EPA 8260B

Tune Scan/Time Range: Average of 4.418 to 4.448 min

Tgt	Rel	Lo	Hi	Rel	Raw	Pass/
Mass	Mass	Lim	Lim	Abund	Abund	Fail
50	95	15	40	26.9	4773	PASS
75	95	30	60	54.1	9606	PASS
95	95	100	100	100.0	17746	PASS
96	95	5	9	6.9	1231	PASS
173	174	0.00	2	0.0	0	PASS
174	95	50	100	95.8	17003	PASS
175	174	5	9	6.0	1025	PASS
176	174	95	101	100.1	17024	PASS
177	176	5	9	5.8	991	PASS

3M93580.D

BLK

06/02/11 01:51

3M93581.D

BLK

06/02/11 02:07

3M93582.D

BLK524

06/02/11 02:23

FORM8

Internal Standard Areas

Evaluation Std Data File: 3M93060.D

Method: EPA 8260B

Analysis Date/Time: 05/26/11 10:19

Lab File ID: CAL @ 20 PPB

	I1		I2		I3		I4		I5		I6	
	Area	RT	Area	RT	Area	RT	Area	RT	Area	RT	Area	RT
Eval File Area/RT:	315238	4.57	228560	6.41	156199	7.83						
Eval File Area Limit:	157619-630476		114280-457120		78100-312398							
Eval File Rt Limit:	4.07-5.07		5.91-6.91		7.33-8.33							

Data File Sample

3M93052.D BLKJUG1	291802	4.57	219801	6.41	129182	7.83				
3M93053.D CAL @ 1 PPB	290847	4.57	219764	6.41	129423	7.83				
3M93054.D CAL @ 0.5 PF	284266	4.57	213463	6.41	123732	7.83				
3M93055.D CAL @ 5 PPB	305233	4.57	218583	6.41	137072	7.82				
3M93056.D CAL @ 500 P	323182	4.57	227284	6.41	128647	7.82				
3M93057.D CAL @ 250 P	338198	4.57	239811	6.41	144474	7.83				
3M93058.D CAL @ 100 P	269165	4.57	199227	6.41	127169	7.83				
3M93059.D CAL @ 50 PP	327780	4.57	228645	6.41	159868	7.83				
3M93060.D CAL @ 20 PP	315238	4.57	228560	6.41	156199	7.83				
3M93061.D CAL @ 10 PP	306362	4.57	220083	6.41	155307	7.83				
3M93062.D 20 PPB	314929	4.58	224820	6.41	157140	7.83				
3M93063.D BLK	289878	4.57	213017	6.41	137767	7.83				
3M93064.D ICV	305234	4.57	215082	6.41	157243	7.83				
3M93065.D DAILY BLANK	287475	4.57	205857	6.41	135892	7.83				
3M93066.D DAILY BLANK	300847	4.57	211101	6.41	131343	7.83				
3M93067.D MBS9690	308027	4.57	227155	6.41	159012	7.83				
3M93071.D AC59205-013	275297	4.58	193224	6.41	125936	7.83				
3M93078.D BLK	264969	4.58	189983	6.41	125222	7.84				
3M93080.D MBS9694	269951	4.58	207388	6.41	151147	7.83				
3M93081.D AC59149-013	262726	4.58	204278	6.41	139016	7.83				
3M93082.D AC59261-015	244981	4.58	182798	6.41	125832	7.83				
3M93083.D AC59145-007	247108	4.58	192948	6.41	128373	7.83				
3M93084.D AC59244-005	197428	4.58	151819	6.41	97531	7.83				
3M93085.D AC59244-002	249767	4.58	197196	6.41	126662	7.83				
3M93086.D AC59244-001	225266	4.57	182366	6.41	127991	7.83				
3M93087.D AC59244-003	236209	4.57	187517	6.41	131187	7.83				
3M93088.D AC59244-004	241187	4.57	194389	6.41	133670	7.83				
3M93089.D AC59261-007	260478	4.57	210271	6.41	133466	7.83				
3M93090.D AC59261-009	262255	4.57	204817	6.41	133366	7.83				
3M93091.D AC59194-003	264370	4.57	203671	6.41	145950	7.83				
3M93092.D AC59194-003	268495	4.57	211400	6.41	151973	7.83				
3M93098.D BLK	235672	4.57	175361	6.41	111726	7.83				
3M93099.D BLK	233856	4.57	181561	6.41	118143	7.83				
3M93100.D BLK	237636	4.57	178702	6.41	114278	7.83				
3M93101.D MBS9701	253873	4.57	187364	6.41	141589	7.83				
3M93102.D MBS9702	263602	4.57	203985	6.41	143696	7.83				
3M93123.D AC59201-006	254906	4.57	190511	6.41	133563	7.82				
3M93124.D AC59201-006	264103	4.57	187304	6.41	138115	7.83				
3M93125.D BLK	243855	4.57	176998	6.41	119460	7.83				
3M93126.D BLK	244676	4.57	178081	6.41	111927	7.83				
3M93127.D BLK	243427	4.57	183894	6.41	114690	7.83				
3M93128.D BLK	241767	4.57	181453	6.41	112103	7.83				
3M93129.D BLK	234757	4.57	171155	6.41	111665	7.83				
3M93130.D BLK	237982	4.57	167849	6.41	109447	7.82				
3M93131.D BLK	222572	4.57	161998	6.41	100060	7.83				

I1 = Fluorobenzene
 I2 = Chlorobenzene-d5
 I3 = 1,4-Dichlorobenzene-d4

I4 =
 I5 =
 I6 =

625/8270 Internal Standard concentration = 40 mg/L (in final extract)
 624/8260 Internal Standard concentration = 30ug/L
 524 Internal Standard concentration = 5ug/L

QC Limits:**Internal Standard Areas**

Upper Limit = + 100% of internal standard area from daily cal or mid pt.

Lower Limit = - 50% of internal standard area from daily cal or mid pt.

Retention Times:

Limit = within +/- 0.5 min of internal standard retention time from the daily cal or mid pt.

Flags:

A - Indicates the compound failed the internal standard area criteria

R - Indicates the compound failed the internal standard retention time criteria.

FORM8

Internal Standard Areas

Evaluation Std Data File: 2M67529.D

Method: EPA 8260B

Analysis Date/Time: 05/31/11 10:09

Lab File ID: CAL @ 20 PPB

	I1		I2		I3		I4		I5		I6	
	Area	RT	Area	RT	Area	RT	Area	RT	Area	RT	Area	RT
Eval File Area/RT:	228230	4.29	220447	6.09	145554	7.49						
Eval File Area Limit:	114115-456460		110224-440894		72777-291108							
Eval File Rt Limit:	3.79-4.79		5.59-6.59		6.99-7.99							

Data File Sample

2M67519.D BLK	214828	4.28	208255	6.08	124201	7.48
2M67520.D BLK	198355	4.28	182924	6.08	108930	7.48
2M67522.D CAL @ 1 PPB	218718	4.28	196540	6.08	126481	7.48
2M67523.D CAL @ 0.5 PF	215581	4.28	199175	6.08	124258	7.48
2M67524.D CAL @ 5 PPB	224008	4.28	209964	6.08	125515	7.48
2M67525.D CAL @ 500 P	244859	4.28	218800	6.09	124354	7.49
2M67526.D CAL @ 250 P	251782	4.28	232768	6.08	141201	7.48
2M67527.D CAL @ 100 P	265649	4.28	243435	6.09	147177	7.48
2M67528.D CAL @ 50 PP	259821	4.29	249456	6.08	156654	7.48
2M67529.D CAL @ 20 PP	228230	4.29	220447	6.09	145554	7.49
2M67530.D CAL @ 10 PP	227688	4.29	221704	6.09	137011	7.48
2M67531.D ICV	207259	4.29	210095	6.09	129646	7.48
2M67532.D BLK	209185	4.29	210093	6.09	131792	7.49
2M67533.D DAILY BLANK	180986	4.29	183244	6.09	127325	7.49
2M67534.D DAILY BLANK	205284	4.29	204744	6.09	132867	7.48
2M67535.D MBS9751	196047	4.28	196628	6.09	131719	7.49
2M67536.D MBS9752	205087	4.29	199568	6.09	131306	7.49
2M67537.D BLKJUG1	193307	4.29	190004	6.09	120751	7.49
2M67538.D AC59210-012i	196810	4.29	186952	6.09	122425	7.49
2M67539.D AC59210-008i	187424	4.29	171632	6.09	115828	7.49
2M67540.D AC59210-001i	188378	4.29	188061	6.09	122384	7.49
2M67541.D AC59210-014i	170746	4.29	165409	6.09	108248	7.49
2M67542.D AC59335-014i	182118	4.29	175508	6.09	107216	7.49
2M67543.D AC59335-005i	157864	4.29	150763	6.09	98305	7.49
2M67544.D AC59335-008i	163610	4.29	160807	6.09	105748	7.49
2M67545.D AC59335-009i	188910	4.29	184032	6.09	124435	7.49
2M67546.D AC59335-010i	184843	4.29	178043	6.09	122631	7.49
2M67547.D AC59335-008i	175952	4.29	178552	6.09	114157	7.49
2M67548.D AC59335-001i	179180	4.29	178352	6.09	113578	7.49
2M67549.D BLK	186789	4.29	187266	6.09	117194	7.48
2M67550.D AC59335-002i	187346	4.29	185006	6.09	116035	7.49
2M67551.D AC59335-003i	169542	4.29	162883	6.09	102766	7.49
2M67552.D AC59335-004i	184879	4.29	146099	6.10	100823	7.49
2M67553.D AC59335-006i	179713	4.29	186611	6.09	119302	7.49
2M67554.D AC59335-007i	181706	4.29	179342	6.09	116287	7.49
2M67555.D AC59335-011i	185827	4.29	178748	6.09	116045	7.49
2M67556.D AC59335-012i	163815	4.29	159110	6.09	103664	7.49
2M67557.D AC59335-013i	157916	4.29	165880	6.09	101148	7.49
2M67558.D AC59335-014i	167784	4.29	154252	6.09	100275	7.49
2M67559.D AC59210-001i	171235	4.29	173398	6.09	113250	7.48
2M67560.D AC59210-002i	185565	4.29	178492	6.09	112704	7.49
2M67561.D AC59210-006i	148201	4.29	153606	6.09	95155	7.49
2M67562.D MBS9757	168820	4.29	164916	6.09	107398	7.49
2M67563.D STD	175930	4.29	175395	6.09	113910	7.49
2M67564.D STD	185896	4.29	186970	6.09	118626	7.49
2M67565.D BLK	194016	4.29	182405	6.09	120570	7.49
2M67566.D BLK	192502	4.30	186267	6.09	119508	7.49
2M67567.D MBS9758	179886	4.29	175671	6.09	117891	7.49
2M67568.D MBS9759	201775	4.29	189831	6.09	129705	7.49

I1 = Fluorobenzene
 I2 = Chlorobenzene-d5
 I3 = 1,4-Dichlorobenzene-d4

I4 =
 I5 =
 I6 =

625/8270 Internal Standard concentration = 40 mg/L (in final extract)
 624/8260 Internal Standard concentration = 30ug/L
 524 Internal Standard concentration = 5ug/L

QC Limits:

Internal Standard Areas

Upper Limit = + 100% of internal standard area from daily cal or mid pt.

Lower Limit = - 50% of internal standard area from daily cal or mid pt.

Retention Times:

Limit = within +/- 0.5 min of internal standard retention time from the daily cal or mid pt.

Flags:

A - Indicates the compound failed the internal standard area criteria

R - Indicates the compound failed the internal standard retention time criteria.

FORM8

Internal Standard Areas

Evaluation Std Data File: 3M93517.D

Method: EPA 8260B

Analysis Date/Time: 06/01/11 08:00

Lab File ID: CAL @ 20 PPB

	I1		I2		I3		I4		I5		I6	
	Area	RT	Area	RT	Area	RT	Area	RT	Area	RT	Area	RT
Eval File Area/RT:	297172	4.57	234981	6.40	159271	7.82						
Eval File Area Limit:	148586-594344		117490-469962		79636-318542							
Eval File Rt Limit:	4.07-5.07		5.9-6.9		7.32-8.32							

Data File Sample

3M93515.D BLK	292529	4.57	228420	6.40	142334	7.82				
3M93516.D 20 PPB	303777	4.57	239535	6.40	160850	7.82				
3M93518.D BLK	277022	4.57	220098	6.40	140127	7.82				
3M93519.D DAILY BLANK	270186	4.57	202872	6.40	134887	7.83				
3M93520.D DAILY BLANK	267162	4.57	214282	6.40	132025	7.83				
3M93521.D MBS9765	307695	4.57	230687	6.40	166663	7.83				
3M93522.D MBS9766	299329	4.57	243490	6.40	169566	7.83				
3M93523.D BLKJUG#3	277463	4.57	224672	6.40	138832	7.83				
3M93524.D BLKJUG#2	272808	4.57	219156	6.40	135211	7.83				
3M93525.D AC59210-001	274631	4.57	215905	6.40	135806	7.82				
3M93526.D AC59335-011	264745	4.57	208922	6.41	131968	7.82				
3M93528.D BLKJUG2	258954	4.57	206611	6.40	129261	7.83				
3M93529.D AC59335-012	257577	4.57	206831	6.41	131014	7.82				
3M93530.D AC59335-013	258598	4.57	209470	6.41	133959	7.83				
3M93531.D AC59335-007	267523	4.57	213765	6.41	131786	7.82				
3M93532.D AC59335-006	259760	4.57	207107	6.41	126358	7.82				
3M93533.D 59335-014(10	203424	4.57	162975	6.41	94142	7.83				
3M93534.D AC59210-002	266273	4.57	220310	6.41	131478	7.83				
3M93535.D AC59210-006	259236	4.57	208910	6.41	127585	7.83				
3M93536.D AC59335-004	260708	4.57	209561	6.41	128697	7.83				
3M93537.D AC59210-014	254136	4.57	205159	6.41	131766	7.83				
3M93538.D 59335-014(20	257951	4.57	208544	6.41	124374	7.83				
3M93539.D AC59335-014	254805	4.57	207180	6.41	126853	7.83				
3M93540.D AC59305-005	260969	4.57	201208	6.41	138892	7.83				
3M93541.D AC59230-002	279537	4.57	225034	6.41	164666	7.83				
3M93542.D AC59230-002	288963	4.57	229734	6.41	166101	7.83				
3M93543.D BLK	255848	4.57	216206	6.41	144935	7.83				
3M93544.D AC59305-005	276700	4.57	220134	6.41	148939	7.83				
3M93545.D EF-116576(6-	196164	4.57	158952	6.41	106829	7.83				
3M93548.D AC59233-003	275480	4.57	230676	6.41	160978	7.83				
3M93549.D BLK	266818	4.57	228467	6.41	155934	7.83				
3M93550.D AC59454-001	276940	4.57	224011	6.41	164685	7.83				
3M93551.D AC59454-001	267568	4.57	216364	6.41	157845	7.83				
3M93552.D AC59297-011	249479	4.57	208956	6.41	144440	7.83				
3M93553.D AC59297-020	245849	4.57	207130	6.41	131738	7.83				
3M93554.D AC59297-021	249387	4.57	205436	6.41	130209	7.83				
3M93555.D BLK	242978	4.57	199293	6.41	126302	7.83				
3M93556.D BLK	243174	4.57	195552	6.41	126830	7.83				
3M93557.D BLK	249043	4.58	202241	6.41	120364	7.83				
3M93558.D MBS9776	274157	4.57	220609	6.41	150069	7.83				
3M93563.D MBS9777	271770	4.58	205626	6.41	147432	7.83				
3M93579.D BLK	257229	4.57	202396	6.41	126348	7.83				
3M93580.D BLK	250302	4.57	197760	6.41	122769	7.83				
3M93581.D BLK	253635	4.57	198038	6.41	120644	7.83				
3M93582.D BLK524	254522	4.57	195880	6.41	125274	7.83				

I1 = Fluorobenzene
I2 = Chlorobenzene-d5
I3 = 1,4-Dichlorobenzene-d4

I4 =
I5 =
I6 =

625/8270 Internal Standard concentration = 40 mg/L (in final extract)
624/8260 Internal Standard concentration = 30ug/L
524 Internal Standard concentration = 5ug/L

QC Limits:**Internal Standard Areas**

Upper Limit = + 100% of internal standard area from daily cal or mid pt.

Lower Limit = - 50% of internal standard area from daily cal or mid pt.

Retention Times:

Limit = within +/- 0.5 min of internal standard retention time from the daily cal or mid pt.

Flags:

A - Indicates the compound failed the internal standard area criteria

R - Indicates the compound failed the internal standard retention time criteria.

GC/MS Volatile Data
Sample Data

Form1**ORGANICS VOLATILE REPORT**

Sample Number: AC59335-001

Client Id: MW-01

Data File: 2M67548.D

Analysis Date: 05/31/11 15:12

Date Rec/Extracted: 05/26/11-NA

Column: DB-624 25M 0.200mm ID 1.12um film

Method: EPA 8260B

Matrix: Aqueous

Initial Vol: 5ml

Final Vol: NA

Dilution: 1.00

Solids: 0

Units: ug/L

Cas #	Compound	RL	Conc	Cas #	Compound	RL	Conc
71-55-6	1,1,1-Trichloroethane	1.0	U	75-00-3	Chloroethane	1.0	U
79-34-5	1,1,2,2-Tetrachloroethane	1.0	U	67-66-3	Chloroform	1.0	U
76-13-1	1,1,2-Trichloro-1,2,2-trifluor	1.0	U	74-87-3	Chloromethane	1.0	U
79-00-5	1,1,2-Trichloroethane	1.0	U	156-59-2	cis-1,2-Dichloroethene	1.0	U
75-34-3	1,1-Dichloroethane	1.0	U	10061-01-5	cis-1,3-Dichloropropene	1.0	U
75-35-4	1,1-Dichloroethene	1.0	U	110-82-7	Cyclohexane	1.0	U
120-82-1	1,2,4-Trichlorobenzene	1.0	U	124-48-1	Dibromochloromethane	1.0	U
96-12-8	1,2-Dibromo-3-Chloropropa	1.0	U	75-71-8	Dichlorodifluoromethane	1.0	U
106-93-4	1,2-Dibromoethane	1.0	U	100-41-4	Ethylbenzene	1.0	U
95-50-1	1,2-Dichlorobenzene	1.0	U	98-82-8	Isopropylbenzene	1.0	U
107-06-2	1,2-Dichloroethane	0.50	U	136777612	m&p-Xylenes	1.0	U
78-87-5	1,2-Dichloropropane	1.0	U	79-20-9	Methyl Acetate	1.0	U
541-73-1	1,3-Dichlorobenzene	1.0	U	108-87-2	Methylcyclohexane	1.0	U
106-46-7	1,4-Dichlorobenzene	1.0	U	75-09-2	Methylene Chloride	1.0	U
78-93-3	2-Butanone	1.0	U	1634-04-4	Methyl-t-butyl ether	0.50	U
591-78-6	2-Hexanone	1.0	U	95-47-6	o-Xylene	1.0	U
108-10-1	4-Methyl-2-Pentanone	1.0	U	100-42-5	Styrene	1.0	U
67-64-1	Acetone	10	U	127-18-4	Tetrachloroethene	1.0	U
71-43-2	Benzene	0.50	U	108-88-3	Toluene	1.0	U
75-27-4	Bromodichloromethane	1.0	U	156-60-5	trans-1,2-Dichloroethene	1.0	U
75-25-2	Bromoform	1.0	U	10061-02-6	trans-1,3-Dichloropropene	1.0	U
74-83-9	Bromomethane	1.0	U	79-01-6	Trichloroethene	1.0	U
75-15-0	Carbon Disulfide	1.0	U	75-69-4	Trichlorofluoromethane	1.0	U
56-23-5	Carbon Tetrachloride	1.0	U	75-01-4	Vinyl Chloride	1.0	U
108-90-7	Chlorobenzene	1.0	U	1330-20-7	Xylenes (Total)	1.0	U

Worksheet #: 193017

Total Target Concentration 0

Column1D: (^) Indicates results from 2nd column

*U - Indicates the compound was analyzed but not detected.**B - Indicates the analyte was found in the blank as well as in the sample.**E - Indicates the analyte concentration exceeds the calibration range of the instrument.**R - Retention Time Out**J - Indicates an estimated value when a compound is detected at less than the specified detection limit.**d - Pesticide %Diff>40% between columns due to coelution. Lower concentration used*

SampleID : AC59335-001 Operator : WP Qt Meth : 2M_A0531.M
 Data File: 2M67548.D Sam Mult : 1 Vial# : 67 Qt On : 05/31/11 15:35
 Acq On : 05/31/11 15:12 Misc : A,5ML!2 Qt Upd On: 05/31/11 11:09


Data Path : G:\GcMsData\2011\GCMS_2\Data\05-31-11\
 Qt Path : G:\GcMsData\2011\GCMS_2\MethodQt\
 Qt Resp Via : Initial Calibration

Compound	R.T.	QIon	Response	Conc	Units	Dev(Min)

Internal Standards						
4) Fluorobenzene	4.289	96	179180	30.00	ug/l	-0.02
51) Chlorobenzene-d5	6.089	117	178352	30.00	ug/l	-0.02
69) 1,4-Dichlorobenzene-d4	7.486	152	113578	30.00	ug/l	-0.02
System Monitoring Compounds						
36) Dibromofluoromethane	3.832	111	71269	33.85	ug/l	-0.02
Spiked Amount						
					Recovery =	112.83%
38) 1,2-Dichloroethane-d4	4.079	67	36915	28.44	ug/l	-0.01
Spiked Amount					Recovery =	94.80%
65) Toluene-d8	5.240	98	190708	27.72	ug/l	-0.01
Spiked Amount					Recovery =	92.40%
75) Bromofluorobenzene	6.781	174	98759	29.29	ug/l	-0.02
Spiked Amount					Recovery =	97.63%
Target Compounds						Qvalue

(#) = qualifier out of range (m) = manual integration (+) = signals summed

W



Form1

ORGANICS VOLATILE REPORT

Sample Number: AC59335-002

Client Id: MW-02

Data File: 2M67550.D

Analysis Date: 05/31/11 15:44

Date Rec/Extracted: 05/26/11-NA

Column: DB-624 25M 0.200mm ID 1.12um film

Method: EPA 8260B

Matrix: Aqueous

Initial Vol: 5ml

Final Vol: NA

Dilution: 1.00

Solids: 0

Units: ug/L

Cas #	Compound	RL	Conc	Cas #	Compound	RL	Conc
71-55-6	1,1,1-Trichloroethane	1.0	U	75-00-3	Chloroethane	1.0	U
79-34-5	1,1,2,2-Tetrachloroethane	1.0	U	67-66-3	Chloroform	1.0	U
76-13-1	1,1,2-Trichloro-1,2,2-trifluor	1.0	U	74-87-3	Chloromethane	1.0	U
79-00-5	1,1,2-Trichloroethane	1.0	U	156-59-2	cis-1,2-Dichloroethene	1.0	320
75-34-3	1,1-Dichloroethane	1.0	U	10061-01-5	cis-1,3-Dichloropropene	1.0	U
75-35-4	1,1-Dichloroethene	1.0	1.1	110-82-7	Cyclohexane	1.0	U
120-82-1	1,2,4-Trichlorobenzene	1.0	U	124-48-1	Dibromochloromethane	1.0	U
96-12-8	1,2-Dibromo-3-Chloropropa	1.0	U	75-71-8	Dichlorodifluoromethane	1.0	U
106-93-4	1,2-Dibromoethane	1.0	U	100-41-4	Ethylbenzene	1.0	U
95-50-1	1,2-Dichlorobenzene	1.0	U	98-82-8	Isopropylbenzene	1.0	U
107-06-2	1,2-Dichloroethane	0.50	U	136777612	m&p-Xylenes	1.0	U
78-87-5	1,2-Dichloropropane	1.0	U	79-20-9	Methyl Acetate	1.0	U
541-73-1	1,3-Dichlorobenzene	1.0	U	108-87-2	Methylcyclohexane	1.0	U
106-46-7	1,4-Dichlorobenzene	1.0	U	75-09-2	Methylene Chloride	1.0	U
78-93-3	2-Butanone	1.0	U	1634-04-4	Methyl-t-butyl ether	0.50	U
591-78-6	2-Hexanone	1.0	U	95-47-6	o-Xylene	1.0	U
108-10-1	4-Methyl-2-Pentanone	1.0	U	100-42-5	Styrene	1.0	U
67-64-1	Acetone	10	U	127-18-4	Tetrachloroethene	1.0	13
71-43-2	Benzene	0.50	U	108-88-3	Toluene	1.0	U
75-27-4	Bromodichloromethane	1.0	U	156-60-5	trans-1,2-Dichloroethene	1.0	3.1
75-25-2	Bromoform	1.0	U	10061-02-6	trans-1,3-Dichloropropene	1.0	U
74-83-9	Bromomethane	1.0	U	79-01-6	Trichloroethene	1.0	8.5
75-15-0	Carbon Disulfide	1.0	U	75-69-4	Trichlorofluoromethane	1.0	U
56-23-5	Carbon Tetrachloride	1.0	U	75-01-4	Vinyl Chloride	1.0	U
108-90-7	Chlorobenzene	1.0	U	1330-20-7	Xylenes (Total)	1.0	U

Worksheet #: 193017

Total Target Concentration 350

ColumnID: (^) Indicates results from 2nd column

U - Indicates the compound was analyzed but not detected.*B* - Indicates the analyte was found in the blank as well as in the sample.*E* - Indicates the analyte concentration exceeds the calibration range of the instrument.*R* - Retention Time Out*J* - Indicates an estimated value when a compound is detected at less than the specified detection limit.*d* - Pesticide %Diff>40% between columns due to coelution. Lower concentration used

SampleID : AC59335-002
 Data File: 2M67550.D
 Acq On : 05/31/11 15:44

Operator : WP
 Sam Mult : 1 Vial# : 70
 Misc : A,5ML!2

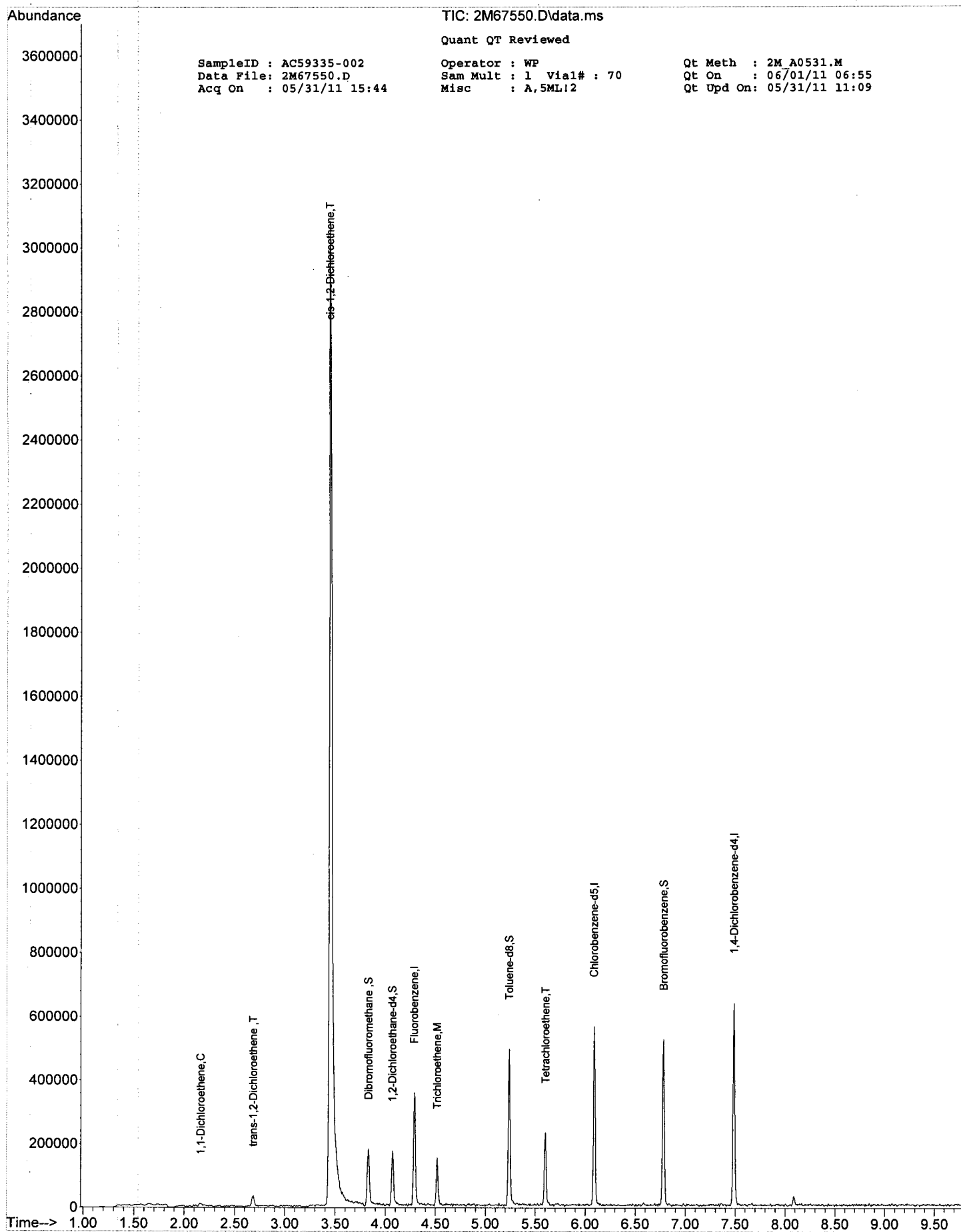
Qt Meth : 2M_A0531.M
 Qt On : 06/01/11 06:55
 Qt Upd On: 05/31/11 11:09

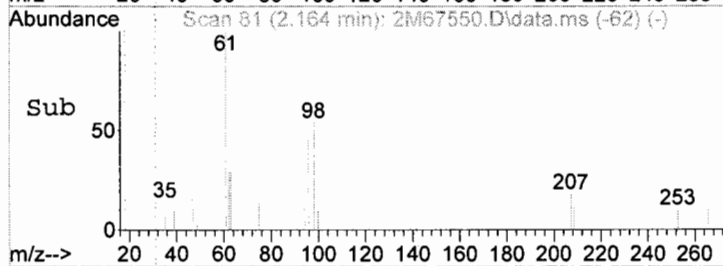
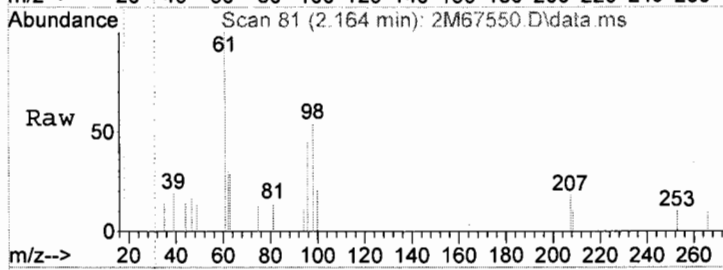
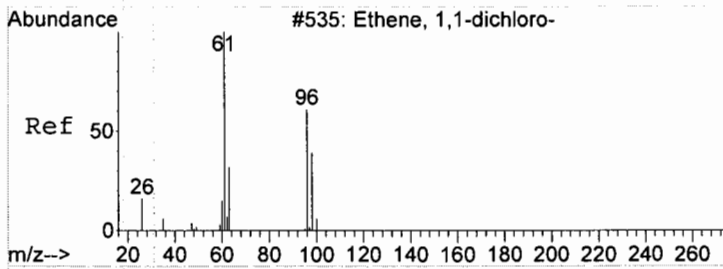
Data Path : G:\GcMsData\2011\GCMS_2\Data\05-31-11\
 Qt Path : G:\GcMsData\2011\GCMS_2\MethodQt\
 Qt Resp Via : Initial Calibration

Compound	R.T.	QIon	Response	Conc	Units	Dev(Min)

Internal Standards						
4) Fluorobenzene	4.289	96	187346	30.00	ug/l	-0.02
51) Chlorobenzene-d5	6.089	117	185006	30.00	ug/l	-0.02
69) 1,4-Dichlorobenzene-d4	7.486	152	116035	30.00	ug/l	-0.02
System Monitoring Compounds						
36) Dibromofluoromethane	3.832	111	78177	35.51	ug/l	-0.02
Spiked Amount 30.000			Recovery	=	118.37%	
38) 1,2-Dichloroethane-d4	4.072	67	39209	28.89	ug/l	-0.02
Spiked Amount 30.000			Recovery	=	96.30%	
65) Toluene-d8	5.240	98	203032	28.45	ug/l	-0.01
Spiked Amount 30.000			Recovery	=	94.83%	
75) Bromofluorobenzene	6.781	174	103238	29.97	ug/l	-0.02
Spiked Amount 30.000			Recovery	=	99.90%	
Target Compounds						
24) 1,1-Dichloroethene	2.164	61	5839	1.0662	ug/l	79
28) trans-1,2-Dichloroethene	2.686	96	8812	3.0602	ug/l	83
29) cis-1,2-Dichloroethene	3.452	61	1771372	315.4525	ug/l	83
48) Trichloroethene	4.518	130	26956	8.4980	ug/l	94
64) Tetrachloroethene	5.601	164	33638	12.5097	ug/l	82

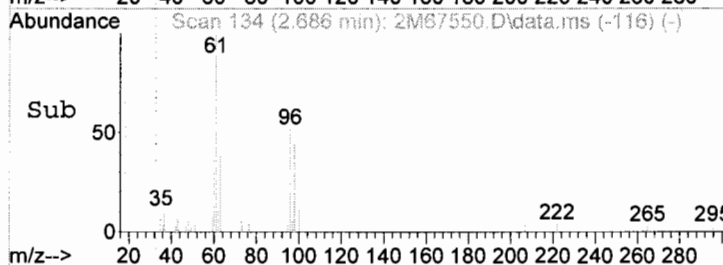
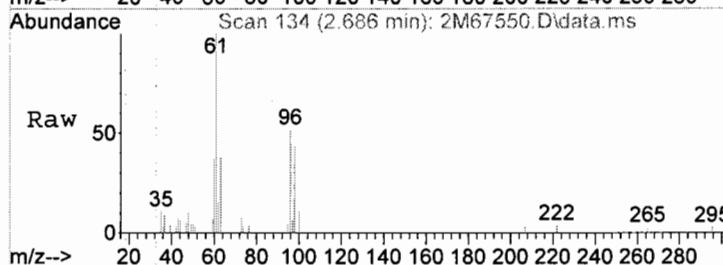
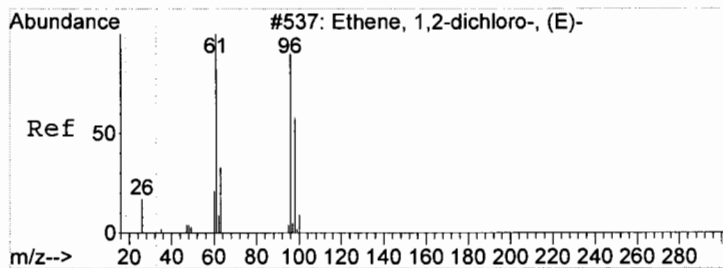
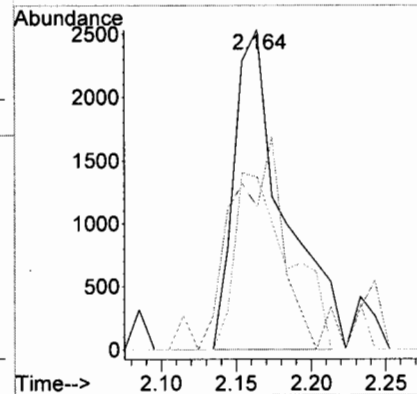
(#) = qualifier out of range (m) = manual integration (+) = signals summed





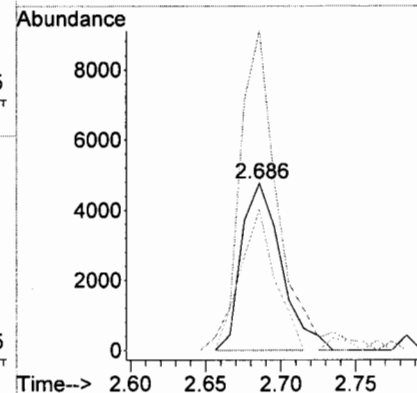
#24
1,1-Dichloroethene
Concen: 1.07 ug/l
RT: 2.164 min Scan# 81
Delta R.T. -0.010 min
Lab File: 2M67550.D
Acq: 31 May 2011 15:44

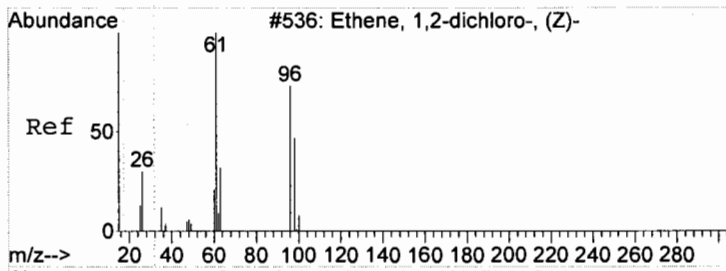
Tgt Ion: 61 Resp: 5839
Ion Ratio Lower Upper
61 100
96 44.6 10.3 90.3
98 54.0 0.0 70.8



#28
trans-1,2-Dichloroethene
Concen: 3.06 ug/l
RT: 2.686 min Scan# 134
Delta R.T. -0.022 min
Lab File: 2M67550.D
Acq: 31 May 2011 15:44

Tgt Ion: 96 Resp: 8812
Ion Ratio Lower Upper
96 100
61 190.8 98.0 248.0
98 84.1 23.5 103.5

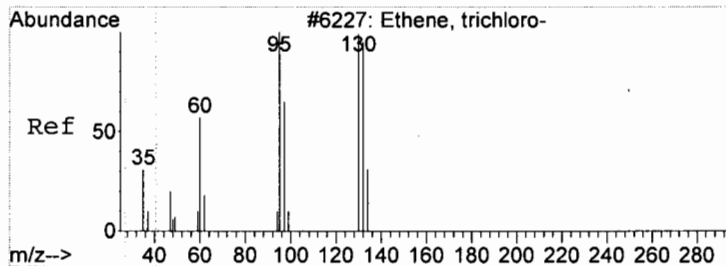
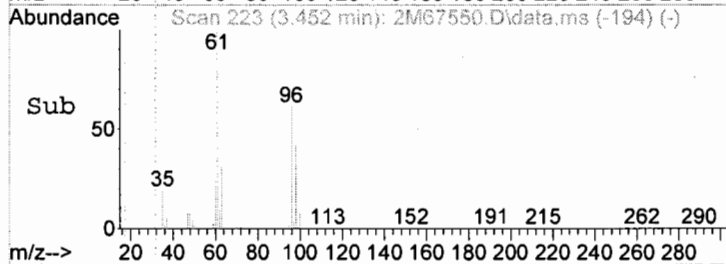
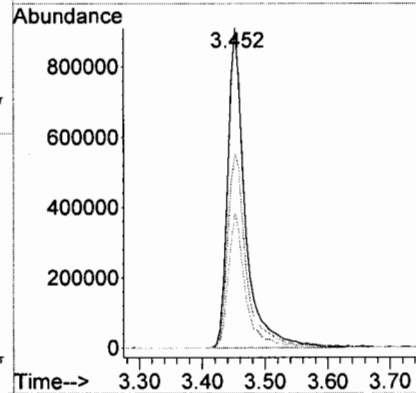
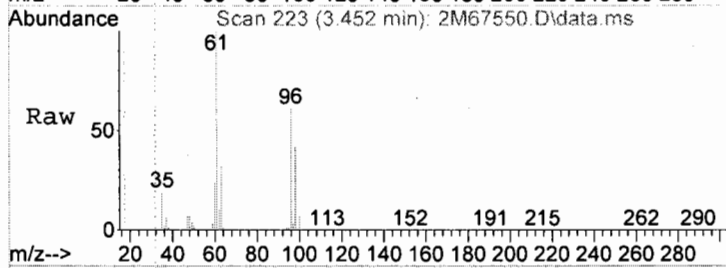




#29
 cis-1,2-Dichloroethene
 Concen: 315.45 ug/l
 RT: 3.452 min Scan# 223
 Delta R.T. -0.024 min
 Lab File: 2M67550.D
 Acq: 31 May 2011 15:44

Tgt Ion: 61 Resp: 1771372

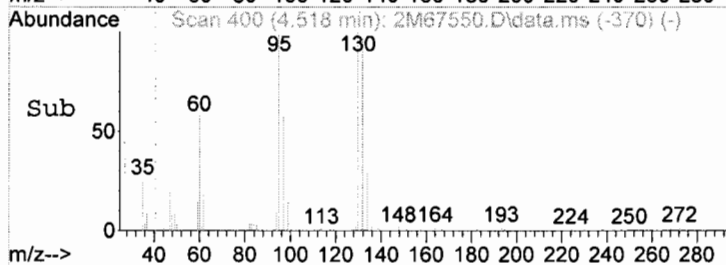
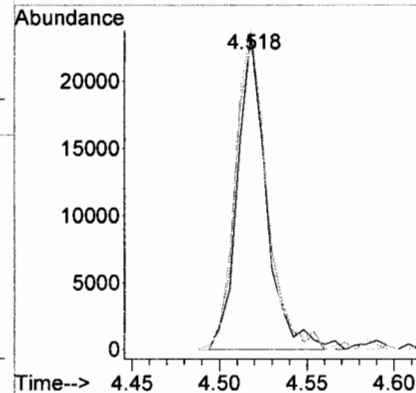
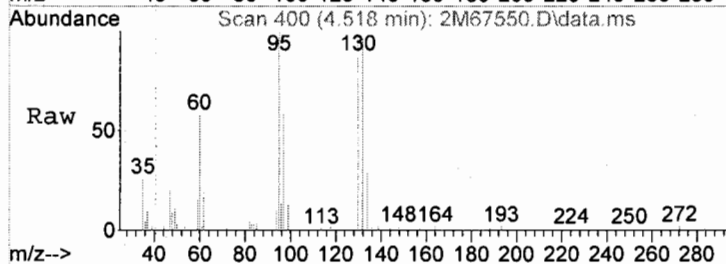
Ion	Ratio	Lower	Upper
61	100		
96	60.8	8.8	88.8
98	42.4	0.0	72.8

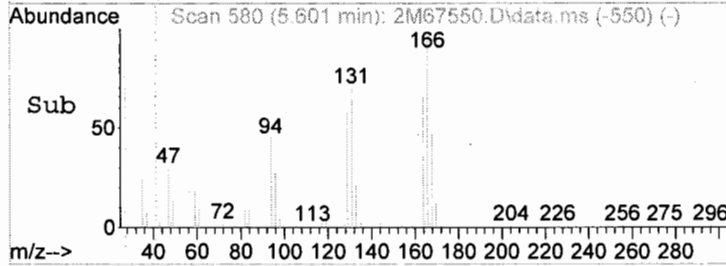
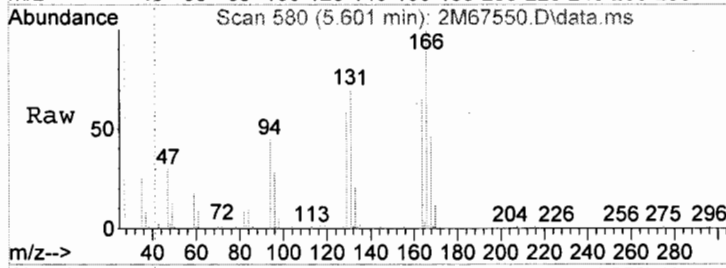
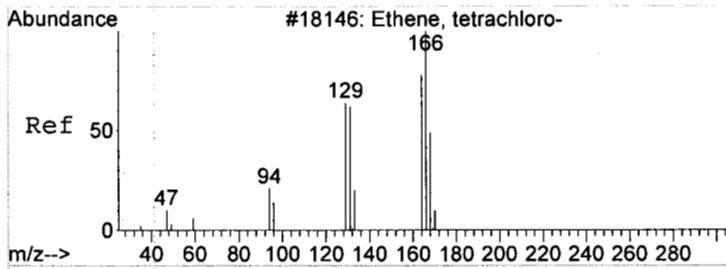


#48
 Trichloroethene
 Concen: 8.50 ug/l
 RT: 4.518 min Scan# 400
 Delta R.T. -0.018 min
 Lab File: 2M67550.D
 Acq: 31 May 2011 15:44

Tgt Ion: 130 Resp: 26956

Ion	Ratio	Lower	Upper
130	100		
132	97.1	49.5	129.5
95	101.0	57.8	137.8





#64

Tetrachloroethene

Concen: 12.51 ug/l

RT: 5.601 min Scan# 580

Delta R.T. -0.018 min

Lab File: 2M67550.D

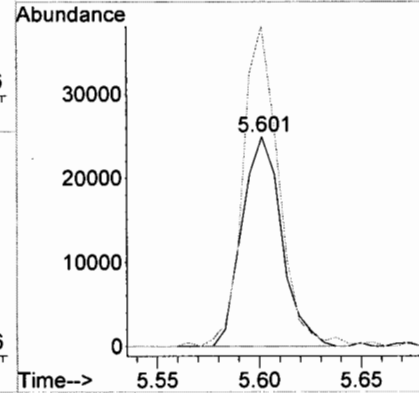
Acq: 31 May 2011 15:44

Tgt Ion:164 Resp: 33638

Ion Ratio Lower Upper

164 100

166 152.8 61.8 201.8



Form1

ORGANICS VOLATILE REPORT

Sample Number: AC59335-003

Client Id: MW-03

Data File: 2M67551.D

Analysis Date: 05/31/11 16:00

Date Rec/Extracted: 05/26/11-NA

Column: DB-624 25M 0.200mm ID 1.12um film

Method: EPA 8260B

Matrix: Aqueous

Initial Vol: 5ml

Final Vol: NA

Dilution: 1.00

Solids: 0

Units: ug/L

Cas #	Compound	RL	Conc	Cas #	Compound	RL	Conc
71-55-6	1,1,1-Trichloroethane	1.0	U	75-00-3	Chloroethane	1.0	U
79-34-5	1,1,2,2-Tetrachloroethane	1.0	U	67-66-3	Chloroform	1.0	U
76-13-1	1,1,2-Trichloro-1,2,2-trifluor	1.0	U	74-87-3	Chloromethane	1.0	U
79-00-5	1,1,2-Trichloroethane	1.0	U	156-59-2	cis-1,2-Dichloroethene	1.0	27
75-34-3	1,1-Dichloroethane	1.0	U	10061-01-5	cis-1,3-Dichloropropene	1.0	U
75-35-4	1,1-Dichloroethene	1.0	U	110-82-7	Cyclohexane	1.0	U
120-82-1	1,2,4-Trichlorobenzene	1.0	U	124-48-1	Dibromochloromethane	1.0	U
96-12-8	1,2-Dibromo-3-Chloropropa	1.0	U	75-71-8	Dichlorodifluoromethane	1.0	U
106-93-4	1,2-Dibromoethane	1.0	U	100-41-4	Ethylbenzene	1.0	U
95-50-1	1,2-Dichlorobenzene	1.0	U	98-82-8	Isopropylbenzene	1.0	U
107-06-2	1,2-Dichloroethane	0.50	U	136777612	m&p-Xylenes	1.0	U
78-87-5	1,2-Dichloropropane	1.0	U	79-20-9	Methyl Acetate	1.0	U
541-73-1	1,3-Dichlorobenzene	1.0	U	108-87-2	Methylcyclohexane	1.0	U
106-46-7	1,4-Dichlorobenzene	1.0	U	75-09-2	Methylene Chloride	1.0	U
78-93-3	2-Butanone	1.0	U	1634-04-4	Methyl-t-butyl ether	0.50	U
591-78-6	2-Hexanone	1.0	U	95-47-6	o-Xylene	1.0	U
108-10-1	4-Methyl-2-Pentanone	1.0	U	100-42-5	Styrene	1.0	U
67-64-1	Acetone	10	U	127-18-4	Tetrachloroethene	1.0	6.5
71-43-2	Benzene	0.50	U	108-88-3	Toluene	1.0	U
75-27-4	Bromodichloromethane	1.0	U	156-60-5	trans-1,2-Dichloroethene	1.0	U
75-25-2	Bromoform	1.0	U	10061-02-6	trans-1,3-Dichloropropene	1.0	U
74-83-9	Bromomethane	1.0	U	79-01-6	Trichloroethene	1.0	9.0
75-15-0	Carbon Disulfide	1.0	U	75-69-4	Trichlorofluoromethane	1.0	U
56-23-5	Carbon Tetrachloride	1.0	U	75-01-4	Vinyl Chloride	1.0	U
108-90-7	Chlorobenzene	1.0	U	1330-20-7	Xylenes (Total)	1.0	U

Worksheet #: 193017

Total Target Concentration 42

ColumnID: (^) Indicates results from 2nd column

*U - Indicates the compound was analyzed but not detected.**B - Indicates the analyte was found in the blank as well as in the sample.**E - Indicates the analyte concentration exceeds the calibration range of the instrument.**R - Retention Time Out**J - Indicates an estimated value when a compound is detected at less than the specified detection limit.**d - Pesticide %Diff>40% between columns due to coelution. Lower concentration use a*

SampleID : AC59335-003
 Data File: 2M67551.D
 Acq On : 05/31/11 16:00

Operator : WP
 Sam Mult : 1 Vial# : 34
 Misc : A,5ML!2

Qt Meth : 2M A0531.M
 Qt On : 06/01/11 06:55
 Qt Upd On: 05/31/11 11:09


Data Path : G:\GcMsData\2011\GCMS_2\Data\05-31-11\
 Qt Path : G:\GcMsData\2011\GCMS_2\MethodQt\
 Qt Resp Via : Initial Calibration

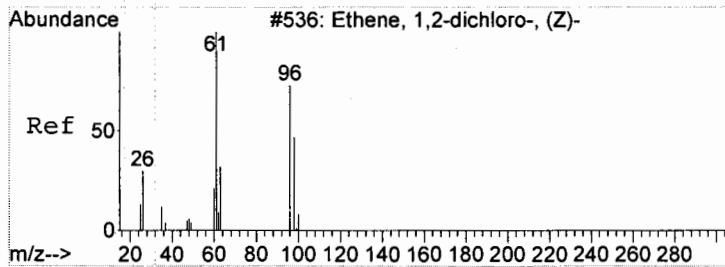
Compound	R.T.	QIon	Response	Conc	Units	Dev(Min)

Internal Standards						
4) Fluorobenzene	4.290	96	169542	30.00	ug/l	-0.02
51) Chlorobenzene-d5	6.090	117	162883	30.00	ug/l	-0.02
69) 1,4-Dichlorobenzene-d4	7.486	152	102766	30.00	ug/l	-0.02
System Monitoring Compounds						
36) Dibromofluoromethane	3.832	111	65755	33.00	ug/l	-0.02
Spiked Amount	30.000		Recovery	=	110.00%	
38) 1,2-Dichloroethane-d4	4.073	67	34237	27.88	ug/l	-0.02
Spiked Amount	30.000		Recovery	=	92.93%	
65) Toluene-d8	5.235	98	179834	28.62	ug/l	-0.02
Spiked Amount	30.000		Recovery	=	95.40%	
75) Bromofluorobenzene	6.782	174	89302	29.27	ug/l	-0.02
Spiked Amount	30.000		Recovery	=	97.57%	
Target Compounds						
29) cis-1,2-Dichloroethene	3.453	61	138555	27.2655	ug/l	67
48) Trichloroethene	4.519	130	25838	9.0010	ug/l	89
64) Tetrachloroethene	5.602	164	15393	6.5020	ug/l	98

(#) = qualifier out of range (m) = manual integration (+) = signals summed

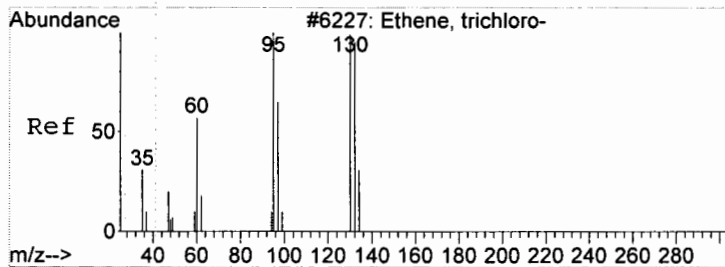
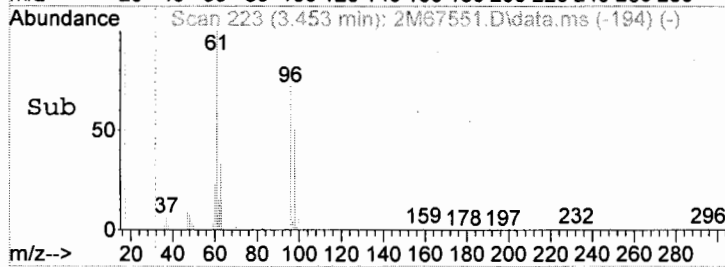
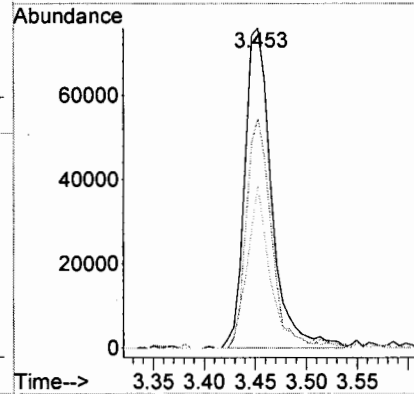
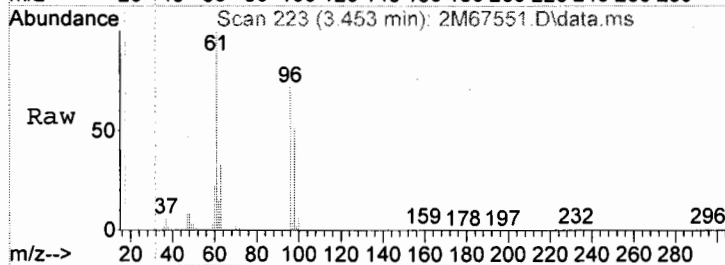
W





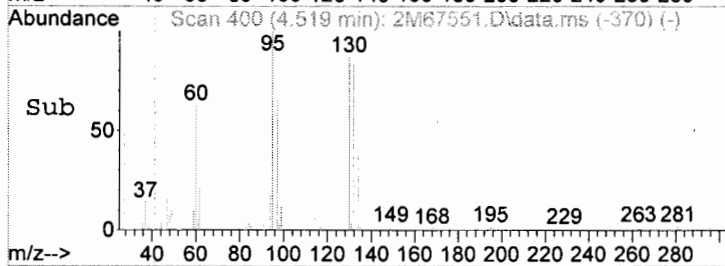
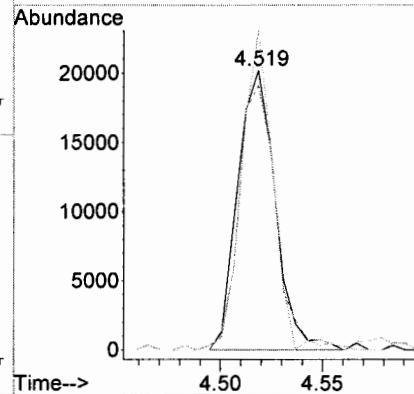
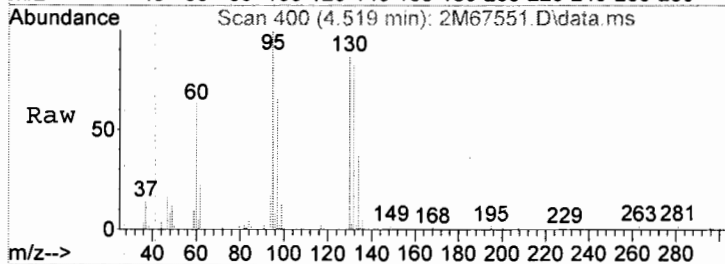
#29
 cis-1,2-Dichloroethene
 Concen: 27.27 ug/l
 RT: 3.453 min Scan# 223
 Delta R.T. -0.024 min
 Lab File: 2M67551.D
 Acq: 31 May 2011 16:00

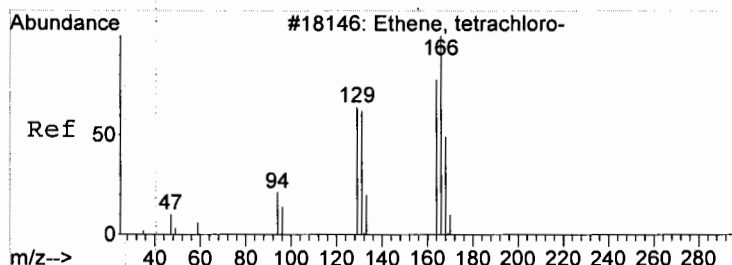
Tgt Ion	Ratio	Lower	Upper
61	100		
96	71.9	8.8	88.8
98	50.9	0.0	72.8



#48
 Trichloroethene
 Concen: 9.00 ug/l
 RT: 4.519 min Scan# 400
 Delta R.T. -0.017 min
 Lab File: 2M67551.D
 Acq: 31 May 2011 16:00

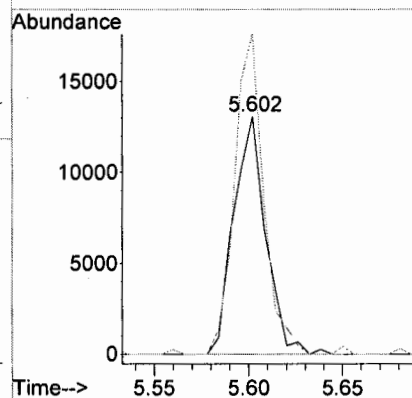
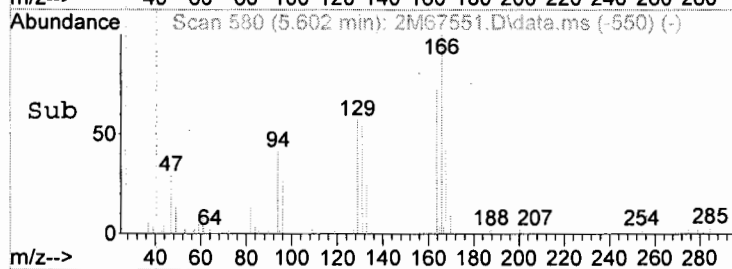
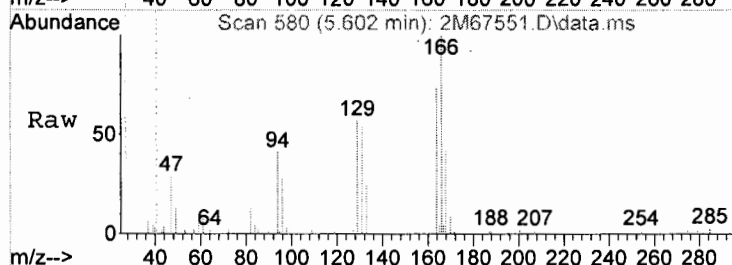
Tgt Ion	Ratio	Lower	Upper
130	100		
132	94.6	49.5	129.5
95	114.5	57.8	137.8





#64
Tetrachloroethene
Concen: 6.50 ug/l
RT: 5.602 min Scan# 580
Delta R.T. -0.017 min
Lab File: 2M67551.D
Acq: 31 May 2011 16:00

Tgt Ion:164 Resp: 15393
Ion Ratio Lower Upper
164 100
166 134.7 61.8 201.8



Form1

ORGANICS VOLATILE REPORT

Sample Number: AC59335-004(500X)

Client Id: MW-04

Data File: 3M93536.D

Analysis Date: 06/01/11 13:19

Date Rec/Extracted: 05/26/11-NA

Column: DB-624 25M 0.200mm ID 1.12um film

Method: EPA 8260B

Matrix: Aqueous

Initial Vol: 5ml

Final Vol: NA

Dilution: 500

Solids: 0

Units: ug/L

Cas #	Compound	RL	Conc	Cas #	Compound	RL	Conc
71-55-6	1,1,1-Trichloroethane	500	U	75-00-3	Chloroethane	500	U
79-34-5	1,1,2,2-Tetrachloroethane	500	U	67-66-3	Chloroform	500	U
76-13-1	1,1,2-Trichloro-1,2,2-trifluor	500	U	74-87-3	Chloromethane	500	U
79-00-5	1,1,2-Trichloroethane	500	U	156-59-2	cis-1,2-Dichloroethene	500	U
75-34-3	1,1-Dichloroethane	500	U	10061-01-5	cis-1,3-Dichloropropene	500	U
75-35-4	1,1-Dichloroethene	500	U	110-82-7	Cyclohexane	500	U
120-82-1	1,2,4-Trichlorobenzene	500	U	124-48-1	Dibromochloromethane	500	U
96-12-8	1,2-Dibromo-3-Chloropropa	500	U	75-71-8	Dichlorodifluoromethane	500	U
106-93-4	1,2-Dibromoethane	500	U	100-41-4	Ethylbenzene	500	U
95-50-1	1,2-Dichlorobenzene	500	U	98-82-8	Isopropylbenzene	500	U
107-06-2	1,2-Dichloroethane	250	U	136777612	m&p-Xylenes	500	U
78-87-5	1,2-Dichloropropane	250	U	79-20-9	Methyl Acetate	500	U
541-73-1	1,3-Dichlorobenzene	500	U	108-87-2	Methylcyclohexane	500	U
106-46-7	1,4-Dichlorobenzene	500	U	75-09-2	Methylene Chloride	500	U
78-93-3	2-Butanone	500	U	1634-04-4	Methyl-t-butyl ether	250	U
591-78-6	2-Hexanone	500	U	95-47-6	o-Xylene	500	U
108-10-1	4-Methyl-2-Pentanone	500	U	100-42-5	Styrene	500	U
67-64-1	Acetone	5000	U	127-18-4	Tetrachloroethene	500	48000
71-43-2	Benzene	250	U	108-88-3	Toluene	500	U
75-27-4	Bromodichloromethane	300	U	156-60-5	trans-1,2-Dichloroethene	500	U
75-25-2	Bromoform	500	U	10061-02-6	trans-1,3-Dichloropropene	500	U
74-83-9	Bromomethane	500	U	79-01-6	Trichloroethene	500	500
75-15-0	Carbon Disulfide	500	U	75-69-4	Trichlorofluoromethane	500	U
56-23-5	Carbon Tetrachloride	500	U	75-01-4	Vinyl Chloride	500	U
108-90-7	Chlorobenzene	500	U	1330-20-7	Xylenes (Total)	500	U

Worksheet #: 193017

Total Target Concentration 48000

ColumnID: (^) Indicates results from 2nd column

U - Indicates the compound was analyzed but not detected.

B - Indicates the analyte was found in the blank as well as in the sample.

E - Indicates the analyte concentration exceeds the calibration range of the instrument.

R - Retention Time Out

J - Indicates an estimated value when a compound is detected at less than the specified detection limit.

d - Pesticide %Diff>40% between columns due to coelution. Lower concentration used

SampleID : AC59335-004(500X) Operator : WP Qt Meth : 3M_A0526.M
 Data File: 3M93536.D Sam Mult : 1 Vial# : 23 Qt On : 06/01/11 13:33
 Acq On : 06/ 1/11 13:19 Misc : A,5ML!3 Qt Upd On: 06/01/11 11:48


Data Path : G:\GcMsData\2011\GCMS_3\Data\06-01-11\
 Qt Path : G:\GcMsData\2011\GCMS_3\MethodQt\
 Qt Resp Via : Initial Calibration

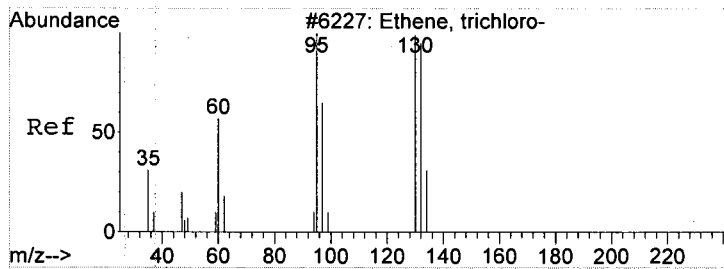
Compound	R.T.	QIon	Response	Conc	Units	Dev(Min)

Internal Standards						
4) Fluorobenzene	4.575	96	260708	30.00	ug/l	0.00
51) Chlorobenzene-d5	6.407	117	209561	30.00	ug/l	0.00
69) 1,4-Dichlorobenzene-d4	7.825	152	128697	30.00	ug/l	0.00
System Monitoring Compounds						
36) Dibromofluoromethane	4.136	111	85938	32.25	ug/l	0.00
Spiked Amount 30.000			Recovery	=	107.50%	
38) 1,2-Dichloroethane-d4	4.370	67	48389	30.32	ug/l	0.00
Spiked Amount 30.000			Recovery	=	101.07%	
65) Toluene-d8	5.536	98	260173	28.11	ug/l	0.00
Spiked Amount 30.000			Recovery	=	93.70%	
75) Bromofluorobenzene	7.110	174	141876	30.44	ug/l	0.00
Spiked Amount 30.000			Recovery	=	101.47%	
Target Compounds						
48) Trichloroethene	4.803	130	2362	1.0014	ug/l	89
64) Tetrachloroethene	5.909	164	239367	95.9286	ug/l	99

(#) = qualifier out of range (m) = manual integration (+) = signals summed

W

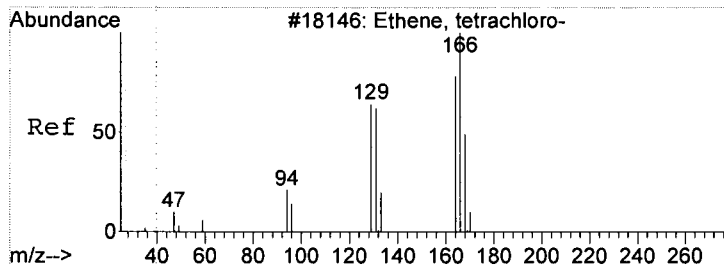
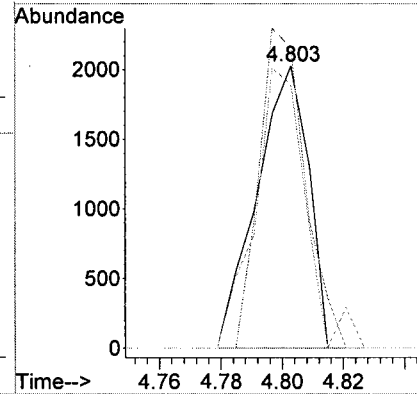
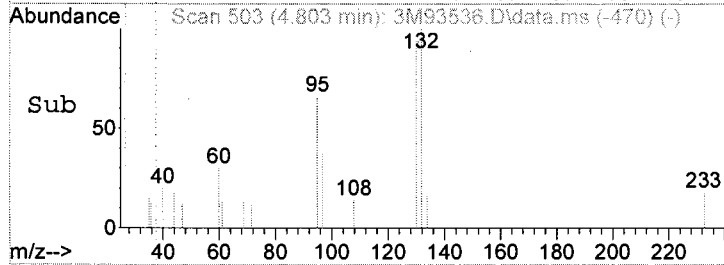
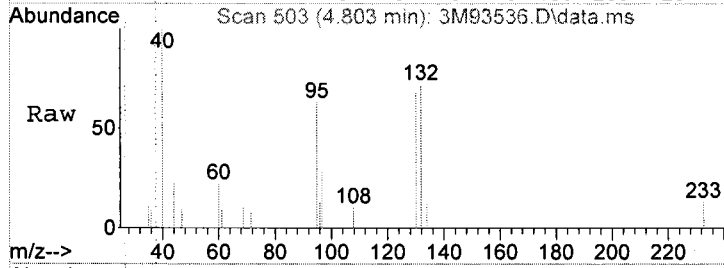




#48
Trichloroethene
Concen: 1.00 ug/l
RT: 4.803 min Scan# 503
Delta R.T. 0.001 min
Lab File: 3M93536.D
Acq: 1 Jun 2011 13:19

Tgt Ion:130 Resp: 2362

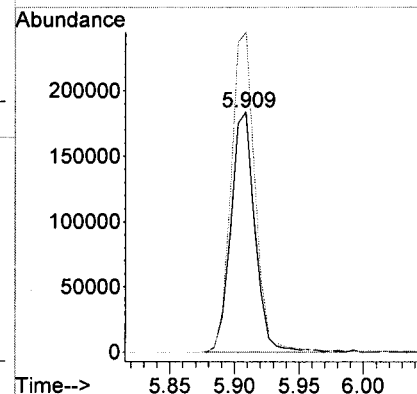
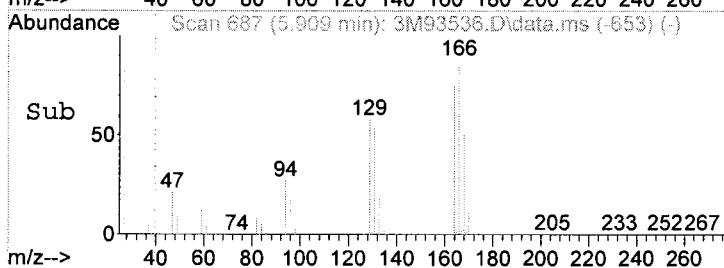
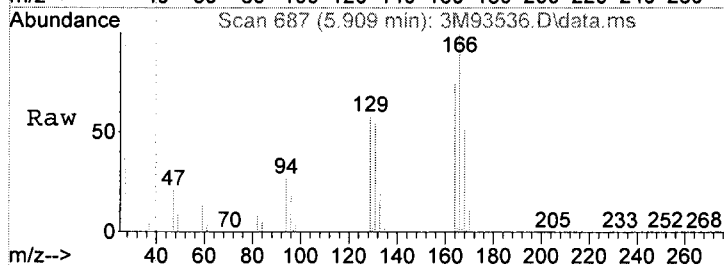
Ion	Ratio	Lower	Upper
130	100		
132	106.5	49.5	129.5
95	93.5	57.8	137.8



#64
Tetrachloroethene
Concen: 95.93 ug/l
RT: 5.909 min Scan# 687
Delta R.T. 0.002 min
Lab File: 3M93536.D
Acq: 1 Jun 2011 13:19

Tgt Ion:164 Resp: 239367

Ion	Ratio	Lower	Upper
164	100		
166	133.1	61.8	201.8



Form1

ORGANICS VOLATILE REPORT

Sample Number: AC59335-005(100X)

Client Id: MW-05

Data File: 2M67543.D

Analysis Date: 05/31/11 13:53

Date Rec/Extracted: 05/26/11-NA

Column: DB-624 25M 0.200mm ID 1.12um film

Method: EPA 8260B

Matrix: Aqueous

Initial Vol: 5ml

Final Vol: NA

Dilution: 100

Solids: 0

Units: ug/L

Cas #	Compound	RL	Conc	Cas #	Compound	RL	Conc
71-55-6	1,1,1-Trichloroethane	100	U	75-00-3	Chloroethane	100	U
79-34-5	1,1,2,2-Tetrachloroethane	100	U	67-66-3	Chloroform	100	U
76-13-1	1,1,2-Trichloro-1,2,2-trifluor	100	U	74-87-3	Chloromethane	100	U
79-00-5	1,1,2-Trichloroethane	100	U	156-59-2	cis-1,2-Dichloroethene	100	260
75-34-3	1,1-Dichloroethane	100	U	10061-01-5	cis-1,3-Dichloropropene	100	U
75-35-4	1,1-Dichloroethene	100	U	110-82-7	Cyclohexane	100	U
120-82-1	1,2,4-Trichlorobenzene	100	U	124-48-1	Dibromochloromethane	100	U
96-12-8	1,2-Dibromo-3-Chloropropa	100	U	75-71-8	Dichlorodifluoromethane	100	U
106-93-4	1,2-Dibromoethane	100	U	100-41-4	Ethylbenzene	100	U
95-50-1	1,2-Dichlorobenzene	100	U	98-82-8	Isopropylbenzene	100	U
107-06-2	1,2-Dichloroethane	50	U	136777612	m&p-Xylenes	100	U
78-87-5	1,2-Dichloropropane	100	U	79-20-9	Methyl Acetate	100	U
541-73-1	1,3-Dichlorobenzene	100	U	108-87-2	Methylcyclohexane	100	U
106-46-7	1,4-Dichlorobenzene	100	U	75-09-2	Methylene Chloride	100	U
78-93-3	2-Butanone	100	U	1634-04-4	Methyl-t-butyl ether	50	U
591-78-6	2-Hexanone	100	U	95-47-6	o-Xylene	100	U
108-10-1	4-Methyl-2-Pentanone	100	U	100-42-5	Styrene	100	U
67-64-1	Acetone	1000	U	127-18-4	Tetrachloroethene	100	25000
71-43-2	Benzene	50	U	108-88-3	Toluene	100	U
75-27-4	Bromodichloromethane	100	U	156-60-5	trans-1,2-Dichloroethene	100	U
75-25-2	Bromoform	100	U	10061-02-6	trans-1,3-Dichloropropene	100	U
74-83-9	Bromomethane	100	U	79-01-6	Trichloroethene	100	6500
75-15-0	Carbon Disulfide	100	U	75-69-4	Trichlorofluoromethane	100	U
56-23-5	Carbon Tetrachloride	100	U	75-01-4	Vinyl Chloride	100	U
108-90-7	Chlorobenzene	100	U	1330-20-7	Xylenes (Total)	100	U

Worksheet #: 193017

Total Target Concentration 32000

ColumnID: (^) Indicates results from 2nd column

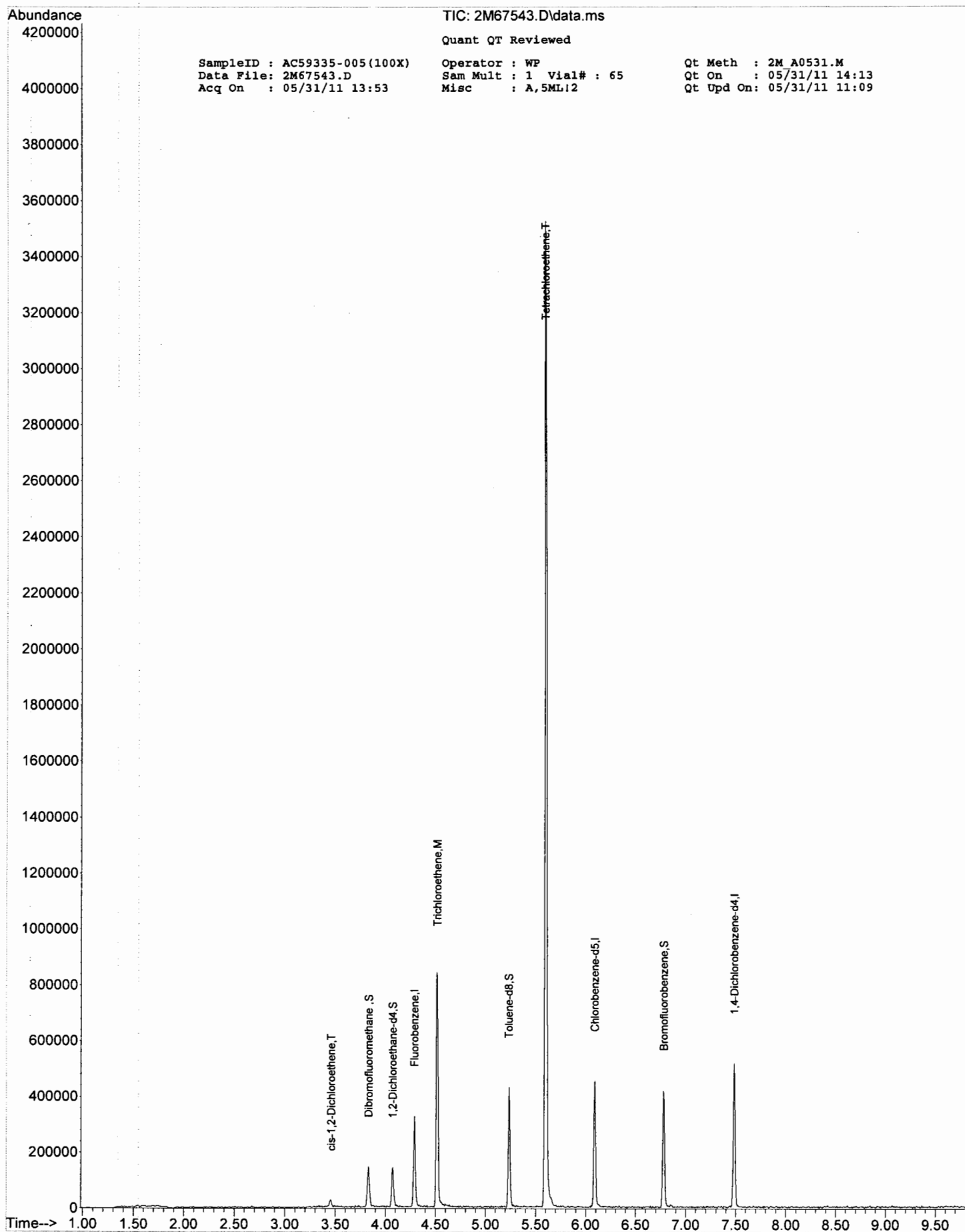
*U - Indicates the compound was analyzed but not detected.**B - Indicates the analyte was found in the blank as well as in the sample.**E - Indicates the analyte concentration exceeds the calibration range of the instrument.**R - Retention Time Out**J - Indicates an estimated value when a compound is detected at less than the specified detection limit.**d - Pesticide %Diff>40% between columns due to coelution. Lower concentration used*

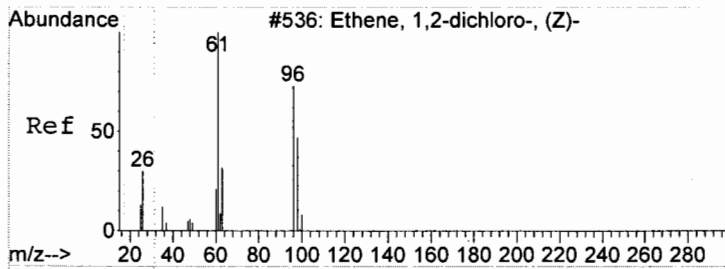
SampleID : AC59335-005(100X) Operator : WP Qt Meth : 2M_A0531.M
 Data File: 2M67543.D Sam Mult : 1 Vial# : 65 Qt On : 05/31/11 14:13
 Acq On : 05/31/11 13:53 Misc : A,SML!2 Qt Upd On: 05/31/11 11:09

Data Path : G:\GcMsData\2011\GCMS_2\Data\05-31-11\
 Qt Path : G:\GcMsData\2011\GCMS_2\MethodQt\
 Qt Resp Via : Initial Calibration

Compound	R.T.	QIon	Response	Conc	Units	Dev(Min)
Internal Standards						
4) Fluorobenzene	4.290	96	157864	30.00	ug/l	-0.02
51) Chlorobenzene-d5	6.090	117	150763	30.00	ug/l	-0.02
69) 1,4-Dichlorobenzene-d4	7.486	152	98305	30.00	ug/l	-0.02
System Monitoring Compounds						
36) Dibromofluoromethane	3.833	111	58586	31.58	ug/l	-0.02
Spiked Amount	30.000		Recovery	=	105.27%	
38) 1,2-Dichloroethane-d4	4.073	67	36421	31.85	ug/l	-0.02
Spiked Amount	30.000		Recovery	=	106.17%	
65) Toluene-d8	5.235	98	167506	28.80	ug/l	-0.02
Spiked Amount	30.000		Recovery	=	96.00%	
75) Bromofluorobenzene	6.782	174	89828	30.78	ug/l	-0.02
Spiked Amount	30.000		Recovery	=	102.60%	
Target Compounds						
29) cis-1,2-Dichloroethene	3.459	61	12198	2.5779	ug/l	90
48) Trichloroethene	4.519	130	173675	64.9773	ug/l	90
64) Tetrachloroethene	5.602	164	554208	252.9184	ug/l	93

(#) = qualifier out of range (m) = manual integration (+) = signals summed

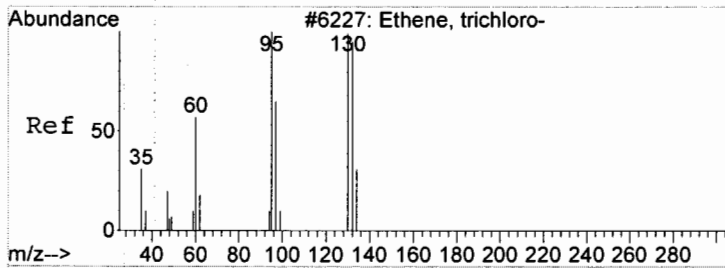
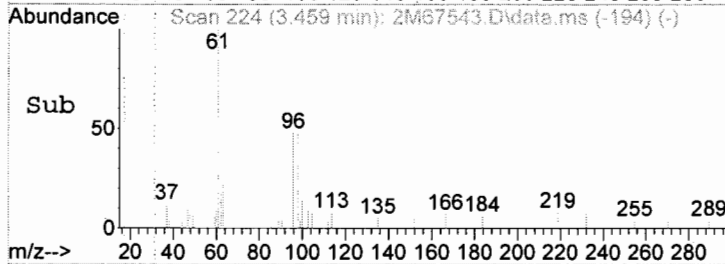
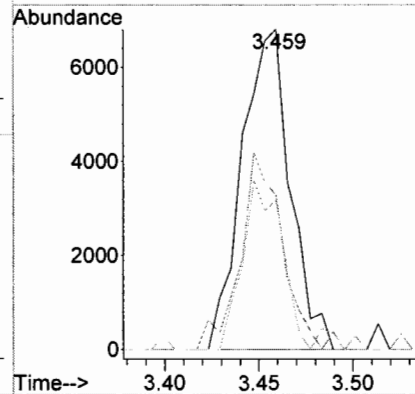
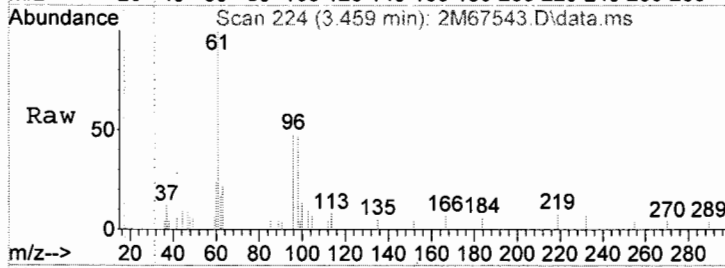




#29
 cis-1,2-Dichloroethene
 Concen: 2.58 ug/l
 RT: 3.459 min Scan# 224
 Delta R.T. -0.018 min
 Lab File: 2M67543.D
 Acq: 31 May 2011 13:53

Tgt Ion: 61 Resp: 12198

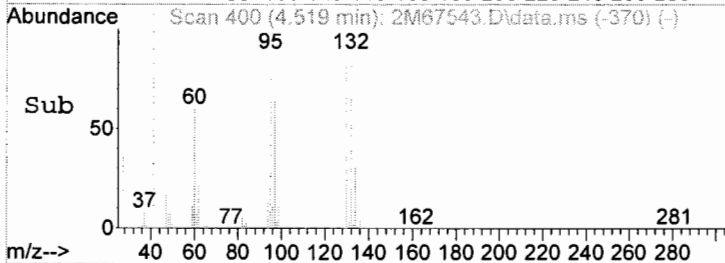
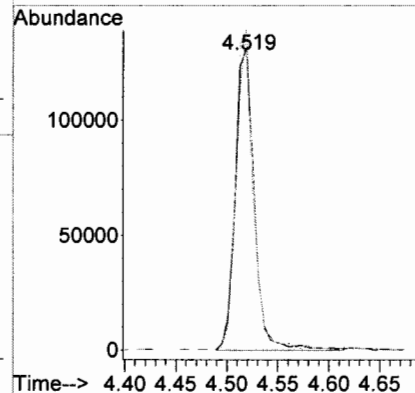
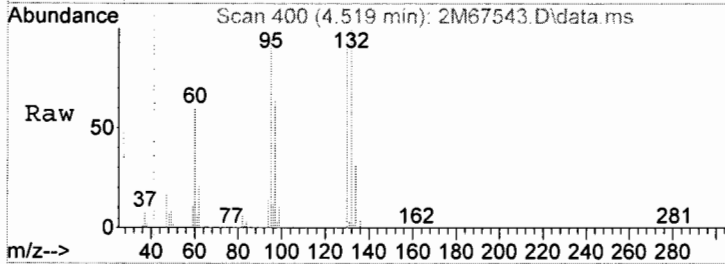
Ion	Ratio	Lower	Upper
61	100		
96	48.4	8.8	88.8
98	46.5	0.0	72.8

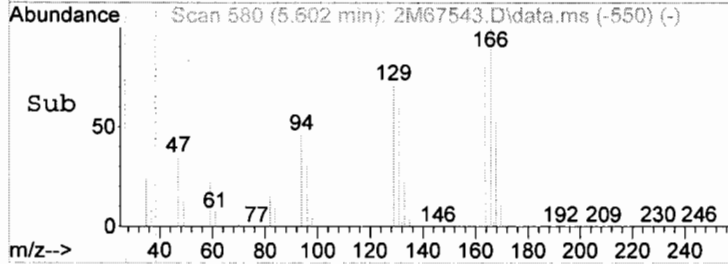
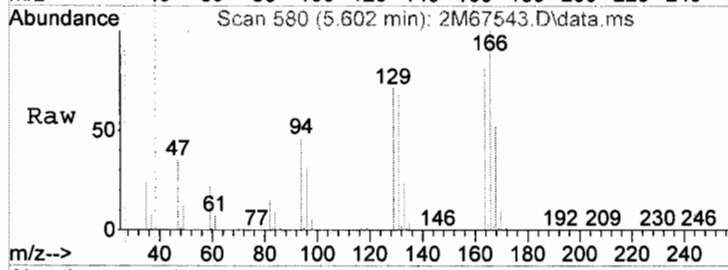
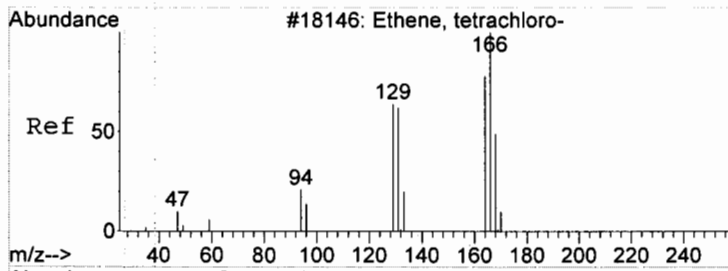


#48
 Trichloroethene
 Concen: 64.98 ug/l
 RT: 4.519 min Scan# 400
 Delta R.T. -0.017 min
 Lab File: 2M67543.D
 Acq: 31 May 2011 13:53

Tgt Ion: 130 Resp: 173675

Ion	Ratio	Lower	Upper
130	100		
132	106.2	49.5	129.5
95	100.9	57.8	137.8





#64

Tetrachloroethene

Concen: 252.92 ug/l

RT: 5.602 min Scan# 580

Delta R.T. -0.017 min

Lab File: 2M67543.D

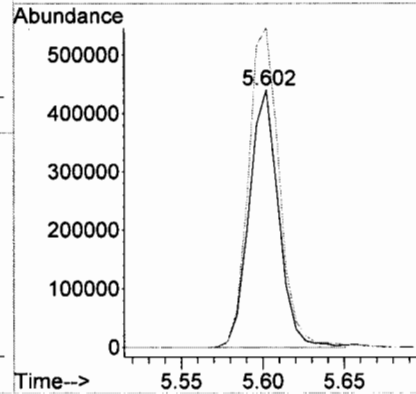
Acq: 31 May 2011 13:53

Tgt Ion:164 Resp: 554208

Ion Ratio Lower Upper

164 100

166 124.0 61.8 201.8



Form1

ORGANICS VOLATILE REPORT

Sample Number: AC59335-006

Client Id: MW-06

Data File: 3M93532.D

Analysis Date: 06/01/11 12:08

Date Rec/Extracted: 05/26/11-NA

Column: DB-624 25M 0.200mm ID 1.12um film

Method: EPA 8260B

Matrix: Aqueous

Initial Vol: 5ml

Final Vol: NA

Dilution: 1.00

Solids: 0

Units: ug/L

Cas #	Compound	RL	Conc	Cas #	Compound	RL	Conc
71-55-6	1,1,1-Trichloroethane	1.0	U	75-00-3	Chloroethane	1.0	U
79-34-5	1,1,2,2-Tetrachloroethane	1.0	U	67-66-3	Chloroform	1.0	U
76-13-1	1,1,2-Trichloro-1,2,2-trifluor	1.0	U	74-87-3	Chloromethane	1.0	U
79-00-5	1,1,2-Trichloroethane	1.0	U	156-59-2	cis-1,2-Dichloroethene	1.0	U
75-34-3	1,1-Dichloroethane	1.0	U	10061-01-5	cis-1,3-Dichloropropene	1.0	U
75-35-4	1,1-Dichloroethene	1.0	U	110-82-7	Cyclohexane	1.0	U
120-82-1	1,2,4-Trichlorobenzene	1.0	U	124-48-1	Dibromochloromethane	1.0	U
96-12-8	1,2-Dibromo-3-Chloropropa	1.0	U	75-71-8	Dichlorodifluoromethane	1.0	U
106-93-4	1,2-Dibromoethane	1.0	U	100-41-4	Ethylbenzene	1.0	U
95-50-1	1,2-Dichlorobenzene	1.0	U	98-82-8	Isopropylbenzene	1.0	U
107-06-2	1,2-Dichloroethane	0.50	U	136777612	m&p-Xylenes	1.0	U
78-87-5	1,2-Dichloropropane	0.51	U	79-20-9	Methyl Acetate	1.0	U
541-73-1	1,3-Dichlorobenzene	1.0	U	108-87-2	Methylcyclohexane	1.0	U
106-46-7	1,4-Dichlorobenzene	1.0	U	75-09-2	Methylene Chloride	1.0	U
78-93-3	2-Butanone	1.0	U	1634-04-4	Methyl-t-butyl ether	0.50	U
591-78-6	2-Hexanone	1.0	U	95-47-6	o-Xylene	1.0	U
108-10-1	4-Methyl-2-Pentanone	1.0	U	100-42-5	Styrene	1.0	U
67-64-1	Acetone	10	U	127-18-4	Tetrachloroethene	1.0	2.0
71-43-2	Benzene	0.50	U	108-88-3	Toluene	1.0	U
75-27-4	Bromodichloromethane	0.61	U	156-60-5	trans-1,2-Dichloroethene	1.0	U
75-25-2	Bromoform	1.0	U	10061-02-6	trans-1,3-Dichloropropene	1.0	U
74-83-9	Bromomethane	1.0	U	79-01-6	Trichloroethene	1.0	U
75-15-0	Carbon Disulfide	1.0	U	75-69-4	Trichlorofluoromethane	1.0	U
56-23-5	Carbon Tetrachloride	1.0	U	75-01-4	Vinyl Chloride	1.0	U
108-90-7	Chlorobenzene	1.0	U	1330-20-7	Xylenes (Total)	1.0	U

Worksheet #: 193017

Total Target Concentration 2

ColumnID: (^) Indicates results from 2nd column

U - Indicates the compound was analyzed but not detected.

B - Indicates the analyte was found in the blank as well as in the sample.

E - Indicates the analyte concentration exceeds the calibration range of the instrument.

R - Retention Time Out

J - Indicates an estimated value when a compound is detected at less than the specified detection limit.

d - Pesticide %Diff>40% between columns due to coelution. Lower concentration used

SampleID : AC59335-006
 Data File: 3M93532.D
 Acq On : 06/ 1/11 12:08

Operator : WP
 Sam Mult : 1 Vial# : 19
 Misc : A,5ML!3

Qt Meth : 3M_A0526.M
 Qt On : 06/01/11 12:25
 Qt Upd On: 06/01/11 11:48


Data Path : G:\GcMsData\2011\GCMS_3\Data\06-01-11\
 Qt Path : G:\GcMsData\2011\GCMS_3\MethodQt\
 Qt Resp Via : Initial Calibration

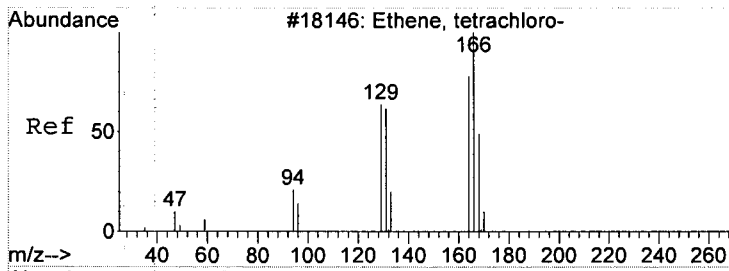
Compound	R.T.	QIon	Response	Conc	Units	Dev(Min)

Internal Standards						
4) Fluorobenzene	4.574	96	259760	30.00	ug/l	0.00
51) Chlorobenzene-d5	6.407	117	207107	30.00	ug/l	0.00
69) 1,4-Dichlorobenzene-d4	7.825	152	126358	30.00	ug/l	0.00
System Monitoring Compounds						
36) Dibromofluoromethane	4.135	111	87064	32.80	ug/l	0.00
Spiked Amount 30.000			Recovery = 109.33%			
38) 1,2-Dichloroethane-d4	4.364	67	50513	31.76	ug/l	0.00
Spiked Amount 30.000			Recovery = 105.87%			
65) Toluene-d8	5.536	98	254490	27.83	ug/l	0.00
Spiked Amount 30.000			Recovery = 92.77%			
75) Bromofluorobenzene	7.110	174	141794	30.99	ug/l	0.00
Spiked Amount 30.000			Recovery = 103.30%			
Target Compounds						
64) Tetrachloroethene	5.908	164	4845	1.9647	ug/l	71

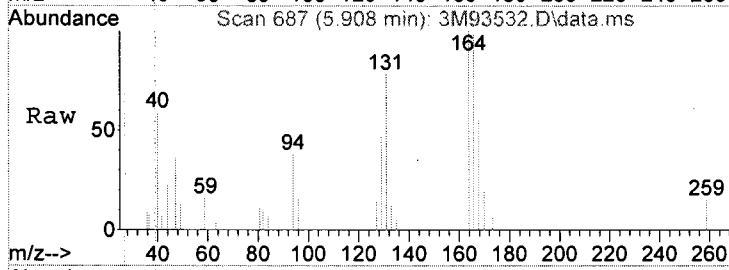
(#) = qualifier out of range (m) = manual integration (+) = signals summed

ku

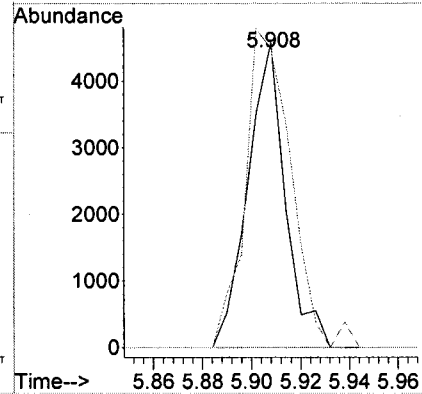
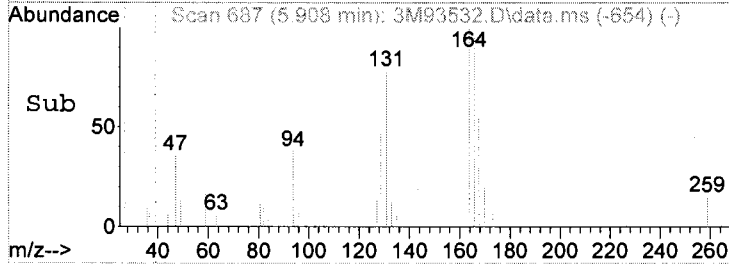




#64
Tetrachloroethene
Concen: 1.96 ug/l
RT: 5.908 min Scan# 687
Delta R.T. 0.001 min
Lab File: 3M93532.D
Acq: 1 Jun 2011 12:08



Tgt Ion: 164 Resp: 4845
Ion Ratio Lower Upper
164 100
166 97.8 61.8 201.8



Form1

ORGANICS VOLATILE REPORT

Sample Number: AC59335-007

Client Id: MW-07

Data File: 3M93531.D

Analysis Date: 06/01/11 11:52

Date Rec/Extracted: 05/26/11-NA

Column: DB-624 25M 0.200mm ID 1.12um film

Method: EPA 8260B

Matrix: Aqueous

Initial Vol: 5ml

Final Vol: NA

Dilution: 1.00

Solids: 0

Units: ug/L

Cas #	Compound	RL	Conc	Cas #	Compound	RL	Conc
71-55-6	1,1,1-Trichloroethane	1.0	U	75-00-3	Chloroethane	1.0	U
79-34-5	1,1,2,2-Tetrachloroethane	1.0	U	67-66-3	Chloroform	1.0	U
76-13-1	1,1,2-Trichloro-1,2,2-trifluor	1.0	U	74-87-3	Chloromethane	1.0	U
79-00-5	1,1,2-Trichloroethane	1.0	U	156-59-2	cis-1,2-Dichloroethene	1.0	2.2
75-34-3	1,1-Dichloroethane	1.0	U	10061-01-5	cis-1,3-Dichloropropene	1.0	U
75-35-4	1,1-Dichloroethene	1.0	U	110-82-7	Cyclohexane	1.0	U
120-82-1	1,2,4-Trichlorobenzene	1.0	U	124-48-1	Dibromochloromethane	1.0	U
96-12-8	1,2-Dibromo-3-Chloropropa	1.0	U	75-71-8	Dichlorodifluoromethane	1.0	U
106-93-4	1,2-Dibromoethane	1.0	U	100-41-4	Ethylbenzene	1.0	U
95-50-1	1,2-Dichlorobenzene	1.0	U	98-82-8	Isopropylbenzene	1.0	U
107-06-2	1,2-Dichloroethane	0.50	U	136777612	m&p-Xylenes	1.0	1.3
78-87-5	1,2-Dichloropropane	0.51	U	79-20-9	Methyl Acetate	1.0	U
541-73-1	1,3-Dichlorobenzene	1.0	U	108-87-2	Methylcyclohexane	1.0	U
106-46-7	1,4-Dichlorobenzene	1.0	U	75-09-2	Methylene Chloride	1.0	U
78-93-3	2-Butanone	1.0	U	1634-04-4	Methyl-t-butyl ether	0.50	U
591-78-6	2-Hexanone	1.0	U	95-47-6	o-Xylene	1.0	U
108-10-1	4-Methyl-2-Pentanone	1.0	U	100-42-5	Styrene	1.0	U
67-64-1	Acetone	10	U	127-18-4	Tetrachloroethene	1.0	44
71-43-2	Benzene	0.50	U	108-88-3	Toluene	1.0	2.2
75-27-4	Bromodichloromethane	0.61	U	156-60-5	trans-1,2-Dichloroethene	1.0	U
75-25-2	Bromoform	1.0	U	10061-02-6	trans-1,3-Dichloropropene	1.0	U
74-83-9	Bromomethane	1.0	U	79-01-6	Trichloroethene	1.0	4.6
75-15-0	Carbon Disulfide	1.0	U	75-69-4	Trichlorofluoromethane	1.0	U
56-23-5	Carbon Tetrachloride	1.0	U	75-01-4	Vinyl Chloride	1.0	U
108-90-7	Chlorobenzene	1.0	U	1330-20-7	Xylenes (Total)	1.0	1.3

Worksheet #: 193017

Total Target Concentration 54

ColumnID: (^) Indicates results from 2nd column

*U - Indicates the compound was analyzed but not detected.**B - Indicates the analyte was found in the blank as well as in the sample.**E - Indicates the analyte concentration exceeds the calibration range of the instrument.**R - Retention Time Out**J - Indicates an estimated value when a compound is detected at less than the specified detection limit.**d - Pesticide %Diff>40% between columns due to coelution. Lower concentration use a*

SampleID : AC59335-007
 Data File: 3M93531.D
 Acq On : 06/ 1/11 11:52

Operator : WP
 Sam Mult : 1 Vial# : 18
 Misc : A,5ML!3


Qt Meth : 3M_A0526.M
 Qt On : 06/01/11 12:14
 Qt Upd On: 06/01/11 11:48

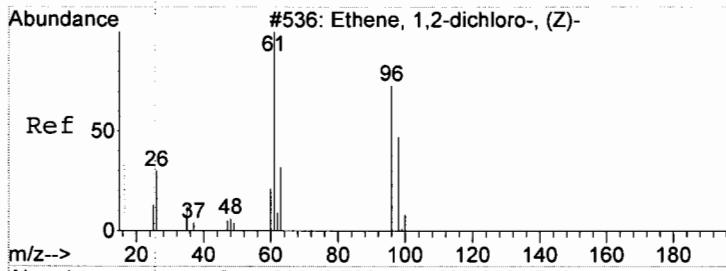
Data Path : G:\GcMsData\2011\GCMS_3\Data\06-01-11\
 Qt Path : G:\GcMsData\2011\GCMS_3\MethodQt\
 Qt Resp Via : Initial Calibration

Compound	R.T.	QIon	Response	Conc	Units	Dev(Min)
Internal Standards						
4) Fluorobenzene	4.573	96	267523	30.00	ug/l	0.00
51) Chlorobenzene-d5	6.406	117	213765	30.00	ug/l	0.00
69) 1,4-Dichlorobenzene-d4	7.824	152	131786	30.00	ug/l	0.00
System Monitoring Compounds						
36) Dibromofluoromethane	4.135	111	91425	33.44	ug/l	0.00
Spiked Amount 30.000			Recovery	= 111.47%		
38) 1,2-Dichloroethane-d4	4.363	67	50794	31.01	ug/l	0.00
Spiked Amount 30.000			Recovery	= 103.37%		
65) Toluene-d8	5.535	98	259406	27.48	ug/l	0.00
Spiked Amount 30.000			Recovery	= 91.60%		
75) Bromofluorobenzene	7.109	174	146488	30.70	ug/l	0.00
Spiked Amount 30.000			Recovery	= 102.33%		
Target Compounds						Qvalue
29) cis-1,2-Dichloroethene	3.792	61	7587	2.1746	ug/l	66
48) Trichloroethene	4.796	130	11246	4.6463	ug/l	83
64) Tetrachloroethene	5.907	164	111026	43.6197	ug/l	95
66) Toluene	5.571	92	12605	2.2376	ug/l	90
77) m&p-Xylenes	6.538	106	4213	1.3441	ug/l	70

(#) = qualifier out of range (m) = manual integration (+) = signals summed

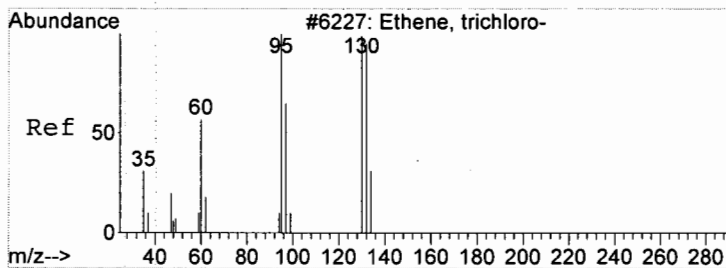
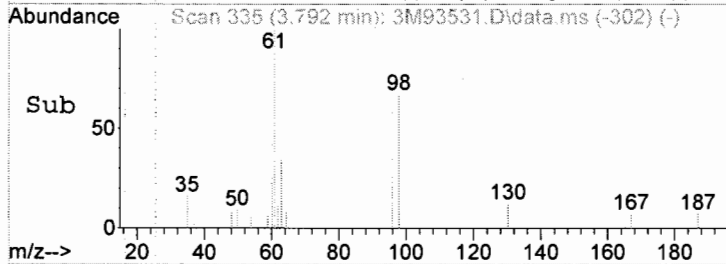
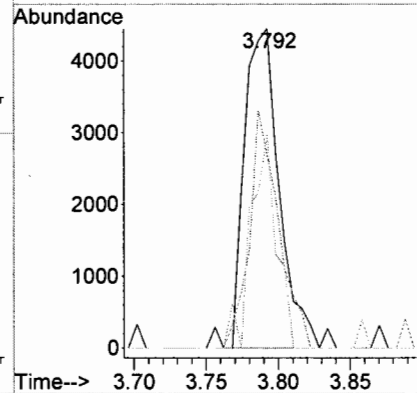
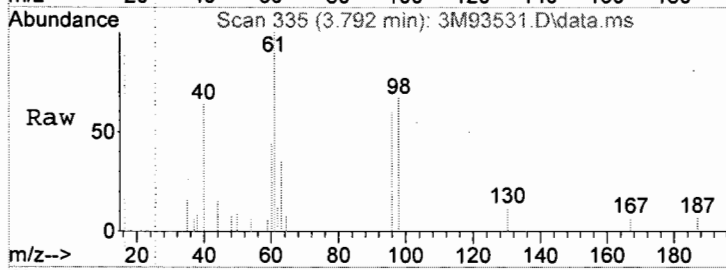
W





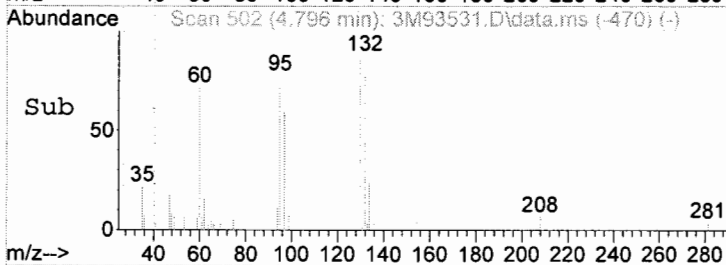
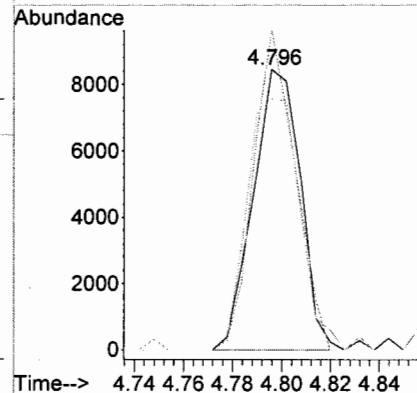
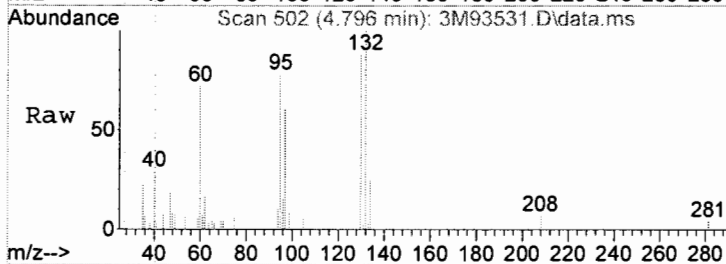
#29
 cis-1,2-Dichloroethene
 Concen: 2.17 ug/l
 RT: 3.792 min Scan# 335
 Delta R.T. 0.000 min
 Lab File: 3M93531.D
 Acq: 1 Jun 2011 11:52

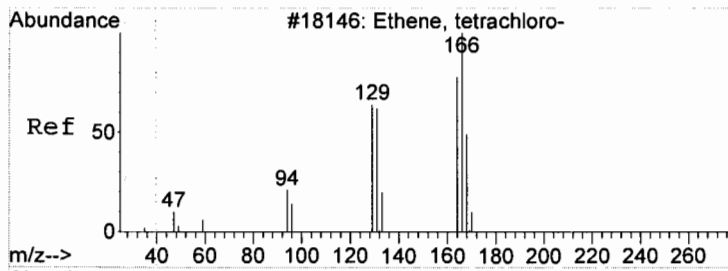
Tgt Ion	Ratio	Resp	Lower	Upper
61	100	7587		
96	60.3	8.8	88.8	
98	66.7	0.0	72.8	



#48
 Trichloroethene
 Concen: 4.65 ug/l
 RT: 4.796 min Scan# 502
 Delta R.T. -0.006 min
 Lab File: 3M93531.D
 Acq: 1 Jun 2011 11:52

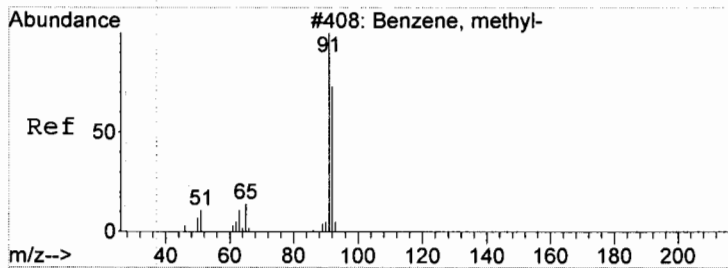
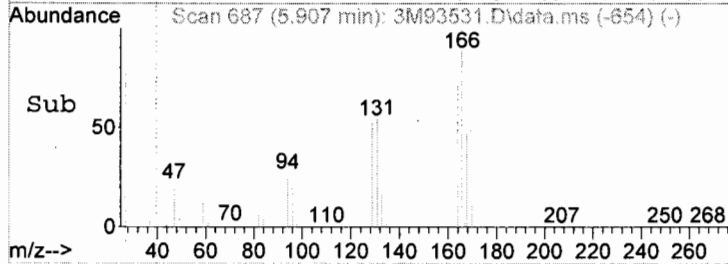
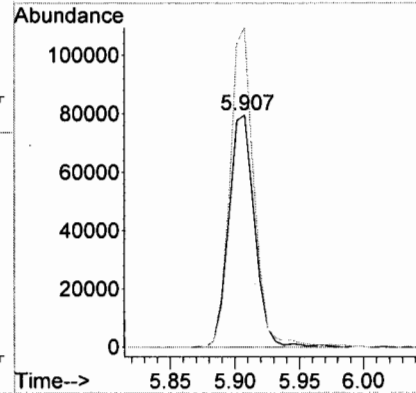
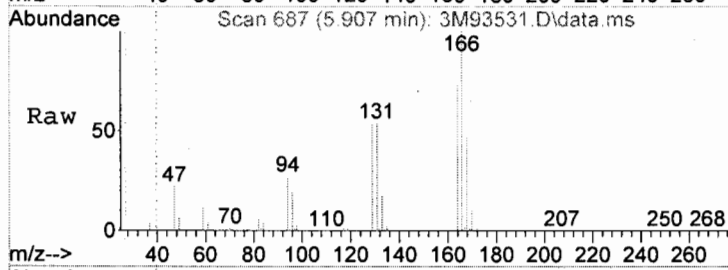
Tgt Ion	Ratio	Resp	Lower	Upper
130	100	11246		
132	114.1	49.5	129.5	
95	89.4	57.8	137.8	





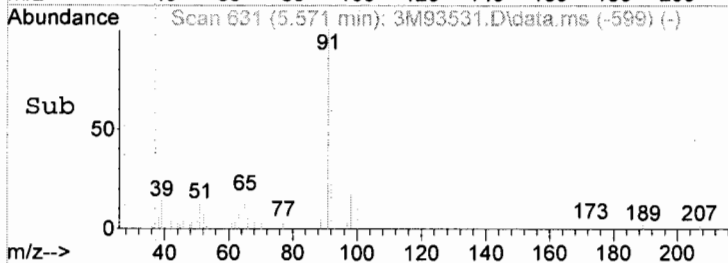
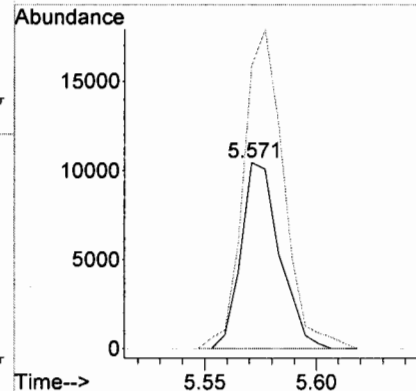
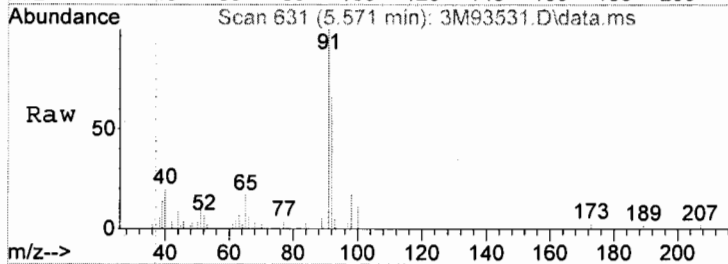
#64
Tetrachloroethene
Concen: 43.62 ug/l
RT: 5.907 min Scan# 687
Delta R.T. 0.000 min
Lab File: 3M93531.D
Acq: 1 Jun 2011 11:52

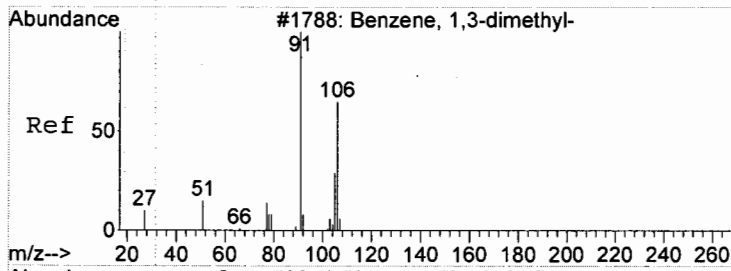
Tgt Ion:164 Resp: 111026
Ion Ratio Lower Upper
164 100
166 137.1 61.8 201.8



#66
Toluene
Concen: 2.24 ug/l
RT: 5.571 min Scan# 631
Delta R.T. -0.006 min
Lab File: 3M93531.D
Acq: 1 Jun 2011 11:52

Tgt Ion: 92 Resp: 12605
Ion Ratio Lower Upper
92 100
91 152.3 99.4 231.8





#77

m&p-Xylenes

Concen: 1.34 ug/l

RT: 6.538 min Scan# 792

Delta R.T. 0.000 min

Lab File: 3M93531.D

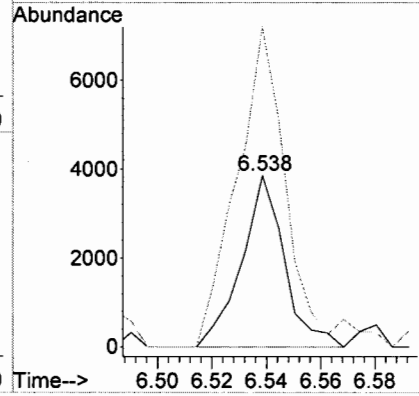
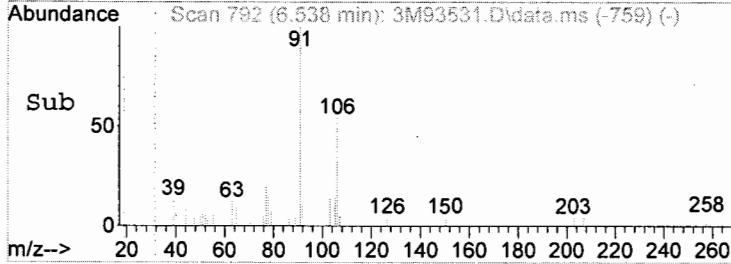
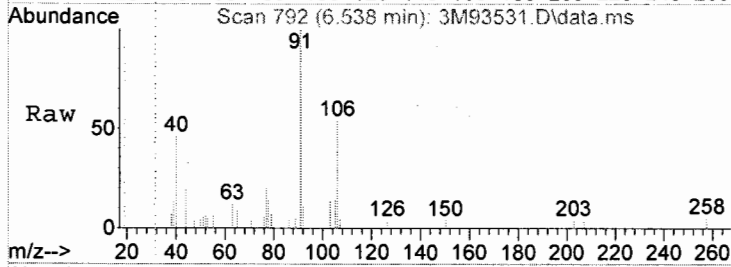
Acq: 1 Jun 2011 11:52

Tgt Ion:106 Resp: 4213

Ion Ratio Lower Upper

106 100

91 186.4 142.4 332.2



Form1

ORGANICS VOLATILE REPORT

Sample Number: AC59335-008

Client Id: MW-08

Data File: 2M67547.D

Analysis Date: 05/31/11 14:56

Date Rec/Extracted: 05/26/11-NA

Column: DB-624 25M 0.200mm ID 1.12um film

Method: EPA 8260B

Matrix: Aqueous

Initial Vol: 5ml

Final Vol: NA

Dilution: 1.00

Solids: 0

Units: ug/L

Cas #	Compound	RL	Conc	Cas #	Compound	RL	Conc
71-55-6	1,1,1-Trichloroethane	1.0	U	75-00-3	Chloroethane	1.0	U
79-34-5	1,1,2,2-Tetrachloroethane	1.0	U	67-66-3	Chloroform	1.0	U
76-13-1	1,1,2-Trichloro-1,2,2-trifluor	1.0	U	74-87-3	Chloromethane	1.0	U
79-00-5	1,1,2-Trichloroethane	1.0	U	156-59-2	cis-1,2-Dichloroethene	1.0	U
75-34-3	1,1-Dichloroethane	1.0	U	10061-01-5	cis-1,3-Dichloropropene	1.0	U
75-35-4	1,1-Dichloroethene	1.0	U	110-82-7	Cyclohexane	1.0	U
120-82-1	1,2,4-Trichlorobenzene	1.0	U	124-48-1	Dibromochloromethane	1.0	U
96-12-8	1,2-Dibromo-3-Chloropropa	1.0	U	75-71-8	Dichlorodifluoromethane	1.0	U
106-93-4	1,2-Dibromoethane	1.0	U	100-41-4	Ethylbenzene	1.0	U
95-50-1	1,2-Dichlorobenzene	1.0	U	98-82-8	Isopropylbenzene	1.0	U
107-06-2	1,2-Dichloroethane	0.50	U	136777612	m&p-Xylenes	1.0	U
78-87-5	1,2-Dichloropropane	1.0	U	79-20-9	Methyl Acetate	1.0	U
541-73-1	1,3-Dichlorobenzene	1.0	U	108-87-2	Methylcyclohexane	1.0	U
106-46-7	1,4-Dichlorobenzene	1.0	U	75-09-2	Methylene Chloride	1.0	U
78-93-3	2-Butanone	1.0	U	1634-04-4	Methyl-t-butyl ether	0.50	U
591-78-6	2-Hexanone	1.0	U	95-47-6	o-Xylene	1.0	U
108-10-1	4-Methyl-2-Pentanone	1.0	U	100-42-5	Styrene	1.0	U
67-64-1	Acetone	1.0	U	127-18-4	Tetrachloroethene	1.0	U
71-43-2	Benzene	0.50	U	108-88-3	Toluene	1.0	U
75-27-4	Bromodichloromethane	1.0	U	156-60-5	trans-1,2-Dichloroethene	1.0	U
75-25-2	Bromoform	1.0	U	10061-02-6	trans-1,3-Dichloropropene	1.0	U
74-83-9	Bromomethane	1.0	U	79-01-6	Trichloroethene	1.0	U
75-15-0	Carbon Disulfide	1.0	U	75-69-4	Trichlorofluoromethane	1.0	U
56-23-5	Carbon Tetrachloride	1.0	U	75-01-4	Vinyl Chloride	1.0	U
108-90-7	Chlorobenzene	1.0	U	1330-20-7	Xylenes (Total)	1.0	U

Worksheet #: 193017

Total Target Concentration 0

ColumnID: (^) Indicates results from 2nd column

*U - Indicates the compound was analyzed but not detected.**B - Indicates the analyte was found in the blank as well as in the sample.**E - Indicates the analyte concentration exceeds the calibration range of the instrument.**R - Retention Time Out**J - Indicates an estimated value when a compound is detected at less than the specified detection limit.**d - Pesticide %Diff>40% between columns due to coelution. Lower concentration use a*

SampleID : AC59335-008
 Data File: 2M67547.D
 Acq On : 05/31/11 14:56

Operator : WP
 Sam Mult : 1 Vial# : 66
 Misc : A,SML!2

Qt Meth : 2M_A0531.M
 Qt On : 05/31/11 15:12
 Qt Upd On: 05/31/11 11:09


Data Path : G:\GcMsData\2011\GCMS_2\Data\05-31-11\
 Qt Path : G:\GcMsData\2011\GCMS_2\MethodQt\
 Qt Resp Via : Initial Calibration

Compound	R.T.	QIon	Response	Conc	Units	Dev(Min)

Internal Standards						
4) Fluorobenzene	4.290	96	175952	30.00	ug/l	-0.02
51) Chlorobenzene-d5	6.090	117	178552	30.00	ug/l	-0.02
69) 1,4-Dichlorobenzene-d4	7.486	152	114157	30.00	ug/l	-0.02
System Monitoring Compounds						
36) Dibromofluoromethane	3.832	111	68770	33.26	ug/l	-0.02
Spiked Amount	30.000		Recovery	=	110.87%	
38) 1,2-Dichloroethane-d4	4.073	67	39033	30.62	ug/l	-0.02
Spiked Amount	30.000		Recovery	=	102.07%	
65) Toluene-d8	5.241	98	200489	29.11	ug/l	-0.01
Spiked Amount	30.000		Recovery	=	97.03%	
75) Bromofluorobenzene	6.782	174	102256	30.17	ug/l	-0.02
Spiked Amount	30.000		Recovery	=	100.57%	
Target Compounds						Qvalue

(#) = qualifier out of range (m) = manual integration (+) = signals summed

h



Form1

ORGANICS VOLATILE REPORT

Sample Number: AC59335-009(MS:AC59

Client Id: MW-08 MS

Data File: 2M67545.D

Analysis Date: 05/31/11 14:24

Date Rec/Extracted: 05/26/11-NA

Column: DB-624 25M 0.200mm ID 1.12um film

Method: EPA 8260B

Matrix: Aqueous

Initial Vol: 5ml

Final Vol: NA

Dilution: 1.00

Solids: 0

Units: ug/L

Cas #	Compound	RL	Conc	Cas #	Compound	RL	Conc
71-55-6	1,1,1-Trichloroethane	1.0	20	75-00-3	Chloroethane	1.0	22
79-34-5	1,1,2,2-Tetrachloroethane	1.0	16	67-66-3	Chloroform	1.0	18
76-13-1	1,1,2-Trichloro-1,2,2-triflu	1.0	19	74-87-3	Chloromethane	1.0	16
79-00-5	1,1,2-Trichloroethane	1.0	17	156-59-2	cis-1,2-Dichloroethene	1.0	17
75-34-3	1,1-Dichloroethane	1.0	16	10061-01-5	cis-1,3-Dichloropropene	1.0	15
75-35-4	1,1-Dichloroethene	1.0	15	110-82-7	Cyclohexane	1.0	17
120-82-1	1,2,4-Trichlorobenzene	1.0	18	124-48-1	Dibromochloromethane	1.0	16
96-12-8	1,2-Dibromo-3-Chloroprop	1.0	14	75-71-8	Dichlorodifluoromethane	1.0	15
106-93-4	1,2-Dibromoethane	1.0	16	100-41-4	Ethylbenzene	1.0	18
95-50-1	1,2-Dichlorobenzene	1.0	18	98-82-8	Isopropylbenzene	1.0	15
107-06-2	1,2-Dichloroethane	0.50	19	136777612	m&p-Xylenes	1.0	32
78-87-5	1,2-Dichloropropane	1.0	16	79-20-9	Methyl Acetate	1.0	20
541-73-1	1,3-Dichlorobenzene	1.0	19	108-87-2	Methylcyclohexane	1.0	18
106-46-7	1,4-Dichlorobenzene	1.0	18	75-09-2	Methylene Chloride	1.0	17
78-93-3	2-Butanone	1.0	15	1634-04-4	Methyl-t-butyl ether	0.50	16
591-78-6	2-Hexanone	1.0	14	95-47-6	o-Xylene	1.0	16
108-10-1	4-Methyl-2-Pentanone	1.0	15	100-42-5	Styrene	1.0	16
67-64-1	Acetone	10	84	127-18-4	Tetrachloroethene	1.0	20
71-43-2	Benzene	0.50	16	108-88-3	Toluene	1.0	17
75-27-4	Bromodichloromethane	1.0	17	156-60-5	trans-1,2-Dichloroethene	1.0	19
75-25-2	Bromoform	1.0	15	10061-02-6	trans-1,3-Dichloropropene	1.0	16
74-83-9	Bromomethane	1.0	22	79-01-6	Trichloroethene	1.0	19
75-15-0	Carbon Disulfide	1.0	18	75-69-4	Trichlorofluoromethane	1.0	20
56-23-5	Carbon Tetrachloride	1.0	22	75-01-4	Vinyl Chloride	1.0	18
108-90-7	Chlorobenzene	1.0	19	1330-20-7	Xylenes (Total)	1.0	48

Worksheet #: 193017

Total Target Concentration 930

ColumnID: (^) Indicates results from 2nd column

U - Indicates the compound was analyzed but not detected.*B* - Indicates the analyte was found in the blank as well as in the sample.*E* - Indicates the analyte concentration exceeds the calibration range of the instrument.*R* - Retention Time Out*J* - Indicates an estimated value when a compound is detected at less than the specified detection limit.*d* - Pesticide %Diff>40% between columns due to coelution. Lower concentration used

SampleID : AC59335-009(MS:AC59 Operator : WP Qt Meth : 2M_A0531.M
 Data File: 2M67545.D Sam Mult : 1 Vial# : 67 Qt On : 05/31/11 15:12
 Acq On : 05/31/11 14:24 Misc : A,5ML!3 Qt Upd On: 05/31/11 11:09

Data Path : G:\GCMSData\2011\GCMS_2\Data\05-31-11\
 Qt Path : G:\GCMSData\2011\GCMS_2\MethodQt\
 Qt Resp Via : Initial Calibration

Compound	R.T.	QIon	Response	Conc	Units	Dev(Min)

Internal Standards						
4) Fluorobenzene	4.290	96	188910	30.00	ug/l	-0.02
51) Chlorobenzene-d5	6.090	117	184032	30.00	ug/l	-0.02
69) 1,4-Dichlorobenzene-d4	7.486	152	124435	30.00	ug/l	-0.02
System Monitoring Compounds						
36) Dibromofluoromethane	3.832	111	70486	31.75	ug/l	-0.02
Spiked Amount 30.000			Recovery	=	105.83%	
38) 1,2-Dichloroethane-d4	4.073	67	42204	30.84	ug/l	-0.02
Spiked Amount 30.000			Recovery	=	102.80%	
65) Toluene-d8	5.241	98	199836	28.15	ug/l	-0.01
Spiked Amount 30.000			Recovery	=	93.83%	
75) Bromofluorobenzene	6.782	174	110153	29.82	ug/l	-0.02
Spiked Amount 30.000			Recovery	=	99.40%	
Target Compounds						
						Qvalue
5) Chlorodifluoromethane	1.209	51	114859	22.6691	ug/l	91
6) Dichlorodifluoromethane	1.192	85	61277	14.8137	ug/l	85
7) Chloromethane	1.309	50	61892	16.3589	ug/l	84
8) Bromomethane	1.592	94	35929	22.1421	ug/l	93
9) Vinyl Chloride	1.376	62	52568	17.5962	ug/l	90
10) Chloroethane	1.642	64	32066	22.1110	ug/l	88
11) Trichlorofluoromethane	1.809	101	73578	20.3921	ug/l	96
12) Ethyl ether	1.998	59	45140	18.3446	ug/l	83
13) Furan	2.027	39	133432	20.7485	ug/l	95
14) 1,1,2-Trichloro-1,2,2-...	2.145	101	50499	18.9702	ug/l	90
15) Methylene Chloride	2.490	84	56368	16.8175	ug/l	92
16) Acrolein	2.096	56	41728	84.2819	ug/l	92
17) Acrylonitrile	2.677	53	18324	15.8966	ug/l	66
18) Iodomethane	2.273	142	102088	17.7851	ug/l	93
19) Acetone	2.204	43	79524	83.5763	ug/l	94
20) Carbon Disulfide	2.322	76	165042	17.5249	ug/l	100
21) t-Butyl Alcohol	2.568	59	22432	70.6992	ug/l	99
22) n-Hexane	2.873	57	55144	18.1979	ug/l	75
23) Di-isopropyl-ether	3.031	45	181025	16.0050	ug/l	97
24) 1,1-Dichloroethene	2.155	61	84553	15.3117	ug/l	97
25) Methyl Acetate	2.421	43	54860	19.6616	ug/l	100
26) Methyl-t-butyl ether	2.686	73	142408	15.5322	ug/l	67
27) 1,1-Dichloroethane	3.001	63	101894	16.1815	ug/l	92
28) trans-1,2-Dichloroethene	2.686	96	54622	18.8121	ug/l	88
29) cis-1,2-Dichloroethene	3.453	61	97331	17.1896	ug/l	94
30) Bromochloromethane	3.652	49	43810	16.1675	ug/l	87
31) 2,2-Dichloropropane	3.447	77	90199	22.3596	ug/l	98
32) Ethyl acetate	3.465	43	19093	6.3732	ug/l	65
33) 1,4-Dioxane	4.735	88	25220	859.7977	ug/l	94
34) 1,1-Dichloropropene	3.971	75	76710	18.0733	ug/l	96
35) Chloroform	3.706	83	108034	18.2421	ug/l	94
37) Cyclohexane	3.892	56	72913	17.0769	ug/l	95
39) 1,2-Dichloroethane	4.121	62	100616	19.1344	ug/l	97
40) 2-Butanone	3.465	43	19093	14.9976	ug/l	75
41) 1,1,1-Trichloroethane	3.844	97	95787	19.5207	ug/l	94
42) Carbon Tetrachloride	3.965	117	88574	21.6307	ug/l	89
43) Vinyl Acetate	3.031	43	139393	11.4435	ug/l	100
44) Bromodichloromethane	4.813	83	86655	16.6145	ug/l	94
45) Methylcyclohexane	4.633	83	67725	18.4942	ug/l	97
46) Dibromomethane	4.729	174	53388	19.4528	ug/l	92
47) 1,2-Dichloropropane	4.657	63	50777	16.3901	ug/l	92
48) Trichloroethene	4.519	130	59504	18.6037	ug/l	97
49) Benzene	4.115	78	177347	16.0642	ug/l	100
50) tert-Amyl methyl ether	4.175	73	137394	16.5909	ug/l	71
52) Iso-propylacetate	4.145	43	82987m	12.9594	ug/l	
53) Methyl methacrylate	4.711	41	42128	13.0343	ug/l	90
54) Dibromochloromethane	5.753	129	69024	16.4482	ug/l	99
56) cis-1,3-Dichloropropene	5.078	75	83960	15.2082	ug/l	88
57) trans-1,3-Dichloropropene	5.403	75	88018	15.7765	ug/l	95
58) Ethyl methacrylate	5.440	41	49837	14.0285	ug/l	76
59) 1,1,2-Trichloroethane	5.512	97	46700	17.1507	ug/l	90
60) 1,2-Dibromoethane	5.825	107	54361	15.8490	ug/l	90
61) 1,3-Dichloropropane	5.614	76	80164	17.1379	ug/l	91
62) 4-Methyl-2-Pentanone	5.163	43	48343	14.5263	ug/l	93
63) 2-Hexanone	5.644	43	33376	14.3095	ug/l	95
64) Tetrachloroethene	5.602	164	52746	19.7196	ug/l	99
66) Toluene	5.277	92	117879	17.1651	ug/l	98
67) 1,1,1,2-Tetrachloroethane	6.150	133	55517	20.3724	ug/l	74
68) Chlorobenzene	6.108	112	135007	19.0123	ug/l	99

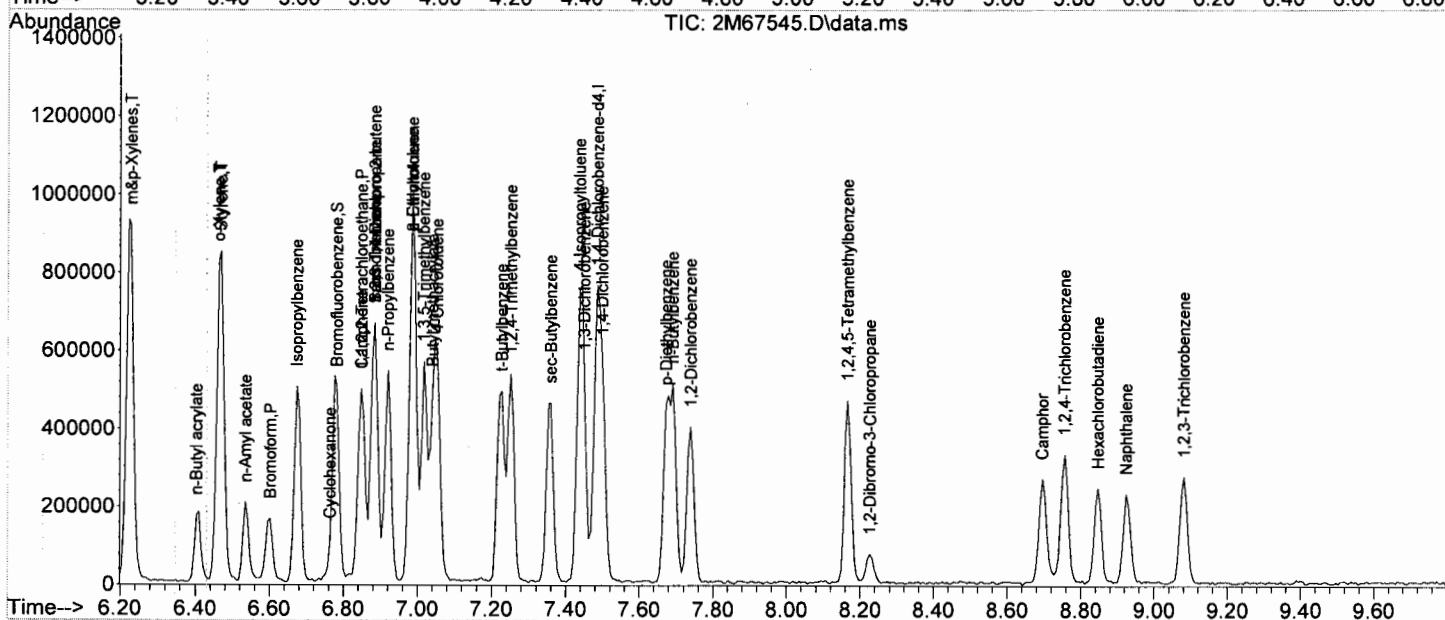
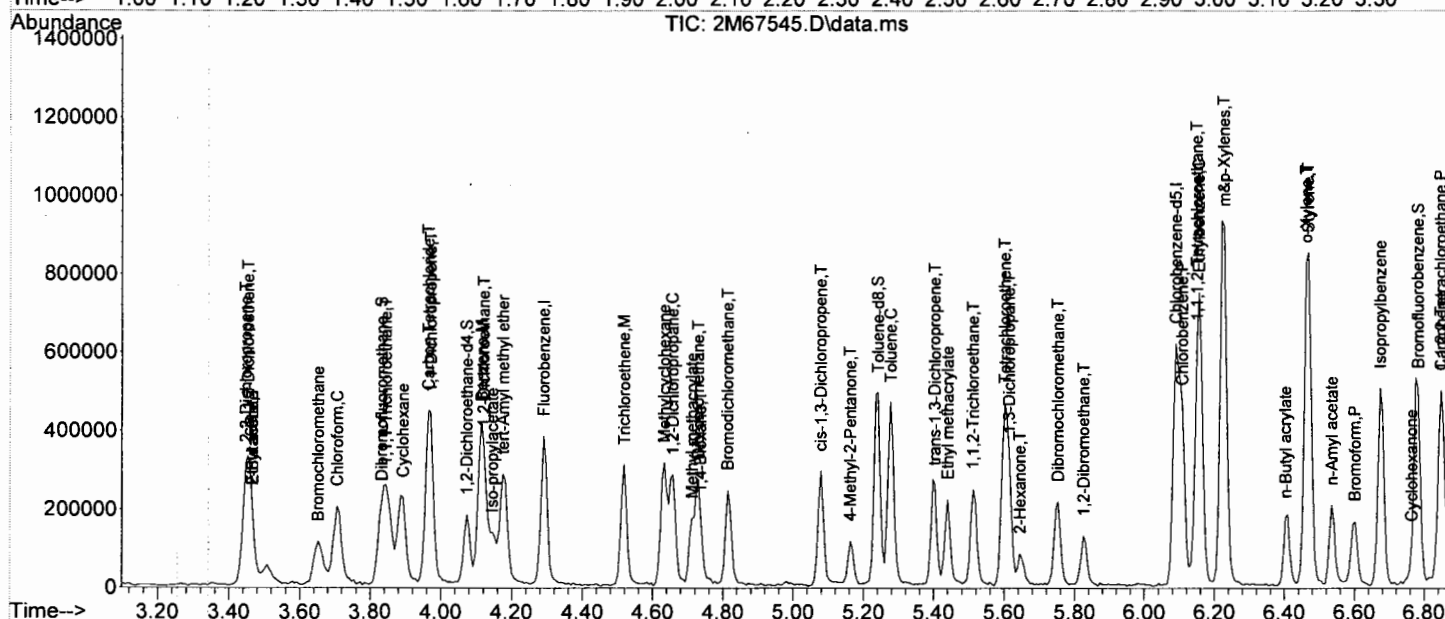
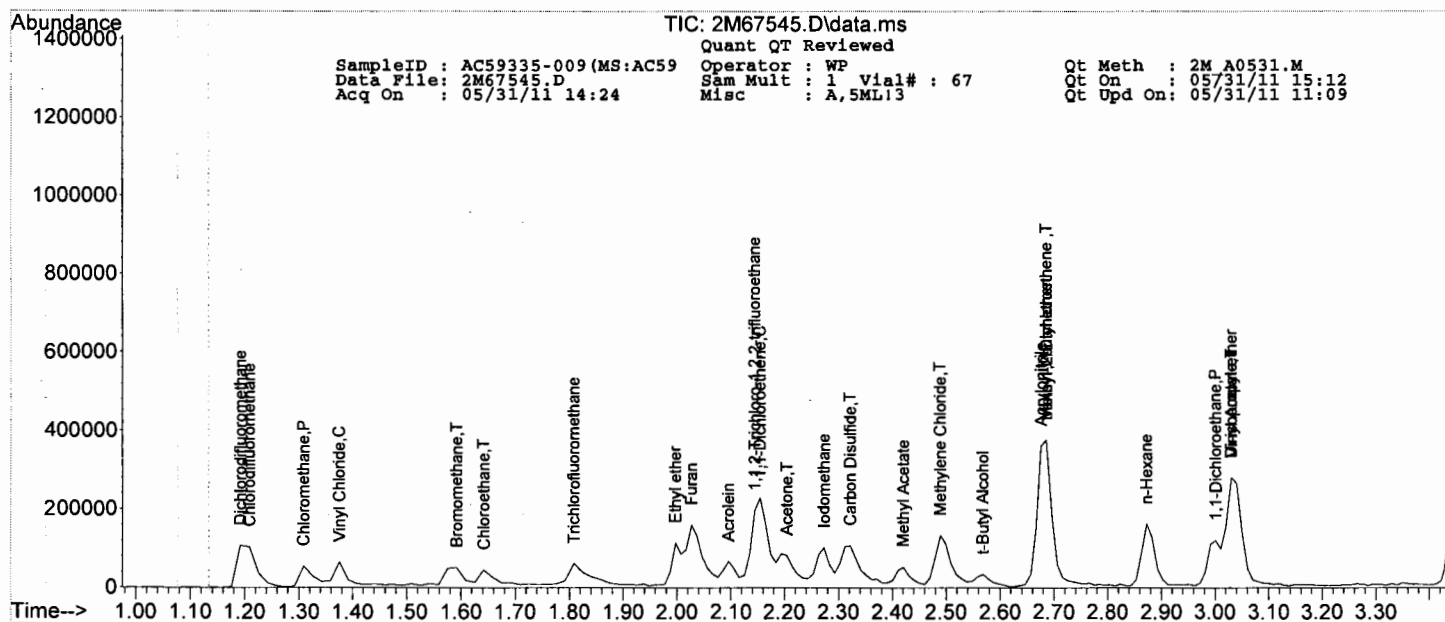
Quantitation Report (QT Reviewed)

SampleID : AC59335-009 (MS:AC59 Operator : WP Qt Meth : 2M_A0531.M
 Data File: 2M67545.D Sam Mult : 1 Vial# : 67 Qt On : 05/31/11 15:12
 Acq On : 05/31/11 14:24 Misc : A,5ML!3 Qt Upd On: 05/31/11 11:09

Data Path : G:\GcMsData\2011\GCMS_2\Data\05-31-11\
 Qt Path : G:\GcMsData\2011\GCMS_2\MethodQt\
 Qt Resp Via : Initial Calibration

Compound	R.T.	QIon	Response	Conc	Units	Dev(Min)
70) n-Butyl acrylate	6.403	55	85315	12.1406	ug/l	92
71) n-Amyl acetate	6.535	43	83822	12.0029	ug/l	90
72) Bromoform	6.601	173	52488	14.6553	ug/l	95
73) Ethylbenzene	6.156	106	57451	17.7631	ug/l	82
74) 1,1,2,2-Tetrachloroethane	6.848	83	63218	16.1245	ug/l	86
76) Styrene	6.469	104	138747	15.5449	ug/l	93
77) m&p-Xylenes	6.228	106	167223	31.5782	ug/l	92
78) o-Xylene	6.463	106	85315	15.9695	ug/l	96
79) trans-1,4-Dichloro-2-b...	6.884	53	24858	18.2982	ug/l	39
80) 1,3-Dichlorobenzene	7.450	146	114896	18.8072	ug/l	92
81) 1,4-Dichlorobenzene	7.498	146	117939	18.0826	ug/l	97
82) 1,2-Dichlorobenzene	7.739	146	114032	18.0073	ug/l	92
83) Isopropylbenzene	6.674	105	209986	15.0234	ug/l	92
84) Cyclohexanone	6.764	55	7402	54.9073	ug/l	93
85) Camphene	6.848	93	68230	15.1847	ug/l	93
86) 1,2,3-Trichloropropane	6.884	75	89185	17.6375	ug/l	88
87) 2-Chlorotoluene	6.987	91	154498	16.1347	ug/l	91
88) p-Ethyltoluene	6.987	105	251089	17.8219	ug/l	77
89) 4-Chlorotoluene	7.053	91	155392	19.6218	ug/l	95
90) n-Propylbenzene	6.920	91	275019	15.2890	ug/l	97
91) Bromobenzene	6.884	77	123083	17.2984	ug/l	85
92) 1,3,5-Trimethylbenzene	7.017	105	191913	19.1552	ug/l	86
93) Butyl methacrylate	7.041	41	87342	13.9105	ug/l	63
94) t-Butylbenzene	7.227	119	187138	16.8005	ug/l	92
95) 1,2,4-Trimethylbenzene	7.251	105	213305	19.5762	ug/l	92
96) sec-Butylbenzene	7.360	105	218537	15.7195	ug/l	97
97) 4-Isopropyltoluene	7.438	119	194279	17.6019	ug/l	94
98) n-Butylbenzene	7.691	91	213874	17.7593	ug/l	96
99) p-Diethylbenzene	7.673	119	102588	17.4927	ug/l	91
100) 1,2,4,5-Tetramethylben...	8.166	119	178208	16.9191	ug/l	91
101) 1,2-Dibromo-3-Chloropr...	8.227	157	13586	13.7570	ug/l	87
102) Camphor	8.696	95	46358	120.4933	ug/l	95
103) Hexachlorobutadiene	8.847	225	40534	15.4169	ug/l	95
104) 1,2,4-Trichlorobenzene	8.756	180	79904	18.2036	ug/l	97
105) 1,2,3-Trichlorobenzene	9.081	180	63095	15.9628	ug/l	95
106) Naphthalene	8.925	128	132186	13.7960	ug/l	100

(#) = qualifier out of range (m) = manual integration (+) = signals summed



Form1

ORGANICS VOLATILE REPORT

Sample Number: AC59335-010(MSD:AC

Client Id: MW-08 MSD

Data File: 2M67546.D

Analysis Date: 05/31/11 14:40

Date Rec/Extracted: 05/26/11-NA

Column: DB-624 25M 0.200mm ID 1.12um film

Method: EPA 8260B

Matrix: Aqueous

Initial Vol: 5ml

Final Vol: NA

Dilution: 1.00

Solids: 0

Units: ug/L

Cas #	Compound	RL	Conc	Cas #	Compound	RL	Conc
71-55-6	1,1,1-Trichloroethane	1.0	21	75-00-3	Chloroethane	1.0	21
79-34-5	1,1,2,2-Tetrachloroethane	1.0	18	67-66-3	Chloroform	1.0	20
76-13-1	1,1,2-Trichloro-1,2,2-triflu	1.0	22	74-87-3	Chloromethane	1.0	17
79-00-5	1,1,2-Trichloroethane	1.0	18	156-59-2	cis-1,2-Dichloroethene	1.0	17
75-34-3	1,1-Dichloroethane	1.0	18	10061-01-5	cis-1,3-Dichloropropene	1.0	17
75-35-4	1,1-Dichloroethene	1.0	18	110-82-7	Cyclohexane	1.0	19
120-82-1	1,2,4-Trichlorobenzene	1.0	20	124-48-1	Dibromochloromethane	1.0	18
96-12-8	1,2-Dibromo-3-Chloroprop	1.0	14	75-71-8	Dichlorodifluoromethane	1.0	16
106-93-4	1,2-Dibromoethane	1.0	18	100-41-4	Ethylbenzene	1.0	19
95-50-1	1,2-Dichlorobenzene	1.0	19	98-82-8	Isopropylbenzene	1.0	17
107-06-2	1,2-Dichloroethane	0.50	21	136777612	m&p-Xylenes	1.0	33
78-87-5	1,2-Dichloropropane	1.0	19	79-20-9	Methyl Acetate	1.0	23
541-73-1	1,3-Dichlorobenzene	1.0	21	108-87-2	Methylcyclohexane	1.0	20
106-46-7	1,4-Dichlorobenzene	1.0	19	75-09-2	Methylene Chloride	1.0	18
78-93-3	2-Butanone	1.0	18	1634-04-4	Methyl-t-butyl ether	0.50	18
591-78-6	2-Hexanone	1.0	16	95-47-6	o-Xylene	1.0	17
108-10-1	4-Methyl-2-Pentanone	1.0	15	100-42-5	Styrene	1.0	18
67-64-1	Acetone	10	89	127-18-4	Tetrachloroethene	1.0	23
71-43-2	Benzene	0.50	19	108-88-3	Toluene	1.0	19
75-27-4	Bromodichloromethane	1.0	19	156-60-5	trans-1,2-Dichloroethene	1.0	21
75-25-2	Bromoform	1.0	16	10061-02-6	trans-1,3-Dichloropropene	1.0	17
74-83-9	Bromomethane	1.0	25	79-01-6	Trichloroethene	1.0	20
75-15-0	Carbon Disulfide	1.0	20	75-69-4	Trichlorofluoromethane	1.0	23
56-23-5	Carbon Tetrachloride	1.0	23	75-01-4	Vinyl Chloride	1.0	20
108-90-7	Chlorobenzene	1.0	20	1330-20-7	Xylenes (Total)	1.0	50

Worksheet #: 193017

Total Target Concentration 1000

ColumnID: (^) Indicates results from 2nd column

U - Indicates the compound was analyzed but not detected.

B - Indicates the analyte was found in the blank as well as in the sample.

E - Indicates the analyte concentration exceeds the calibration range of the instrument.

R - Retention Time Out

J - Indicates an estimated value when a compound is detected at less than the specified detection limit.

d - Pesticide %Diff>40% between columns due to coelution. Lower concentration used

SampleID : AC59335-010 (MSD:AC5 Operator : WP Qt Meth : 2M_A0531.M
 Data File: 2M67546.D Sam Mult : 1 Vial# : 68 Qt On : 05/31/11 15:12
 Acq On : 05/31/11 14:40 Misc : A,5ML!3 Qt Upd On: 05/31/11 11:09

Data Path : G:\GcMSData\2011\GCMS_2\Data\05-31-11\
 Qt Path : G:\GcMSData\2011\GCMS_2\MethodQt\
 Qt Resp Via : Initial Calibration

Compound	R.T.	QIon	Response	Conc	Units	Dev(Min)
Internal Standards						
4) Fluorobenzene	4.291	96	184843	30.00	ug/l	-0.02
51) Chlorobenzene-d5	6.091	117	178043	30.00	ug/l	-0.02
69) 1,4-Dichlorobenzene-d4	7.487	152	122631	30.00	ug/l	-0.02
System Monitoring Compounds						
36) Dibromofluoromethane	3.833	111	70878	32.63	ug/l	-0.02
Spiked Amount 30.000			Recovery	=	108.77%	
38) 1,2-Dichloroethane-d4	4.074	67	40777	30.45	ug/l	-0.02
Spiked Amount 30.000			Recovery	=	101.50%	
65) Toluene-d8	5.236	98	206535	30.07	ug/l	-0.02
Spiked Amount 30.000			Recovery	=	100.23%	
75) Bromofluorobenzene	6.777	174	103431	28.41	ug/l	-0.02
Spiked Amount 30.000			Recovery	=	94.70%	
Target Compounds						
						Qvalue
5) Chlorodifluoromethane	1.197	51	129299	26.0805	ug/l	86
6) Dichlorodifluoromethane	1.197	85	63712	15.7412	ug/l	88
7) Chloromethane	1.314	50	62270	16.8209	ug/l	89
8) Bromomethane	1.581	94	40330	25.4012	ug/l	87
9) Vinyl Chloride	1.364	62	58088	19.8718	ug/l	98
10) Chloroethane	1.647	64	29286	20.6384	ug/l	70
11) Trichlorofluoromethane	1.814	101	80159	22.7048	ug/l	85
12) Ethyl ether	1.996	59	53288	22.1324	ug/l	83
13) Furan	2.026	39	147866	23.4989	ug/l	97
14) 1,1,2-Trichloro-1,2,2-...	2.144	101	56069	21.5260	ug/l	92
15) Methylene Chloride	2.488	84	58235	17.7568	ug/l	93
16) Acrolein	2.095	56	44777	92.4302	ug/l	84
17) Acrylonitrile	2.675	53	22679	20.1076	ug/l	97
18) Iodomethane	2.272	142	111810	19.9074	ug/l	98
19) Acetone	2.203	43	83136	89.2948	ug/l	89
20) Carbon Disulfide	2.321	76	184600	20.0330	ug/l	100
21) t-Butyl Alcohol	2.567	59	23839	76.7868	ug/l	74
22) n-Hexane	2.872	57	62237	20.9905	ug/l	73
23) Di-isopropyl-ether	3.039	45	198032	17.8939	ug/l	98
24) 1,1-Dichloroethene	2.164	61	95670	17.7060	ug/l	94
25) Methyl Acetate	2.419	43	63029	23.0863	ug/l	100
26) Methyl-t-butyl ether	2.685	73	157167	17.5191	ug/l	66
27) 1,1-Dichloroethane	3.000	63	112115	18.1965	ug/l	98
28) trans-1,2-Dichloroethene	2.685	96	59439	20.9215	ug/l	93
29) cis-1,2-Dichloroethene	3.448	61	96148	17.3542	ug/l	84
30) Bromochloromethane	3.653	49	49828	18.7929	ug/l	89
31) 2,2-Dichloropropane	3.448	77	85597	21.6857	ug/l	90
32) Ethyl acetate	3.466	43	22266	7.5958	ug/l	69
33) 1,4-Dioxane	4.736	88	27564	960.3850	ug/l	92
34) 1,1-Dichloropropene	3.966	75	83354	20.0708	ug/l	88
35) Chloroform	3.707	83	115627	19.9538	ug/l	89
37) Cyclohexane	3.881	56	79407	19.0071	ug/l	97
39) 1,2-Dichloroethane	4.122	62	106340	20.6679	ug/l	96
40) 2-Butanone	3.466	43	22266	17.8748	ug/l	97
41) 1,1,1-Trichloroethane	3.851	97	102485	21.3452	ug/l	86
42) Carbon Tetrachloride	3.966	117	93694	23.3845	ug/l	89
43) Vinyl Acetate	3.030	43	147842	12.4041	ug/l	100
44) Bromodichloromethane	4.814	83	95659	18.7444	ug/l	98
45) Methylcyclohexane	4.634	83	70044	19.5483	ug/l	95
46) Dibromomethane	4.730	174	52588	19.5829	ug/l	90
47) 1,2-Dichloropropane	4.658	63	57015	18.8085	ug/l	96
48) Trichloroethene	4.519	130	61806	19.7485	ug/l	92
49) Benzene	4.110	78	201547	18.6579	ug/l	100
50) tert-Amyl methyl ether	4.176	73	149360	18.4327	ug/l	71
52) Iso-propylacetate	4.146	43	93959m	15.1663	ug/l	
53) Methyl methacrylate	4.712	41	49024	15.6781	ug/l	96
54) Dibromochloromethane	5.753	129	73856	18.1916	ug/l	90
56) cis-1,3-Dichloropropene	5.079	75	91485	17.1287	ug/l	85
57) trans-1,3-Dichloropropene	5.398	75	91971	17.0396	ug/l	98
58) Ethyl methacrylate	5.440	41	53929	15.6910	ug/l	78
59) 1,1,2-Trichloroethane	5.513	97	48371	18.3619	ug/l	89
60) 1,2-Dibromoethane	5.826	107	61315	18.4778	ug/l	97
61) 1,3-Dichloropropane	5.615	76	93120	20.5773	ug/l	91
62) 4-Methyl-2-Pentanone	5.164	43	48063	14.9280	ug/l	83
63) 2-Hexanone	5.645	43	35804	15.8668	ug/l	91
64) Tetrachloroethene	5.597	164	59223	22.8859	ug/l	87
66) Toluene	5.278	92	126145	18.9866	ug/l	100
67) 1,1,1,2-Tetrachloroethane	6.151	133	64412	24.4316	ug/l	86
68) Chlorobenzene	6.109	112	140335	20.4274	ug/l	99

Quantitation Report (QT Reviewed)

SampleID : AC59335-010(MSD:AC5 Operator : WP Qt Meth : 2M_A0531.M
 Data File: 2M67546.D Sam Mult : 1 Vial# : 68 Qt On : 05/31/11 15:12
 Acq On : 05/31/11 14:40 Misc : A,5ML!3 Qt Upd On: 05/31/11 11:09

Data Path : G:\GCMSData\2011\GCMS_2\Data\05-31-11\
 Qt Path : G:\GCMSData\2011\GCMS_2\MethodQt\
 Qt Resp Via : Initial Calibration

Compound	R.T.	QIon	Response	Conc	Units	Dev(Min)
70) n-Butyl acrylate	6.404	55	92857	13.4082	ug/l	94
71) n-Amyl acetate	6.536	43	88532	12.8639	ug/l	88
72) Bromoform	6.596	173	56609	16.0384	ug/l	88
73) Ethylbenzene	6.157	106	60704	19.0450	ug/l	93
74) 1,1,2,2-Tetrachloroethane	6.849	83	69045	17.8698	ug/l	99
76) Styrene	6.470	104	157897	17.9506	ug/l	99
77) m&p-Xylenes	6.223	106	174054	33.3517	ug/l	99
78) o-Xylene	6.464	106	91869	17.4493	ug/l	91
79) trans-1,4-Dichloro-2-b...	6.885	53	28738	21.4656	ug/l	56
80) 1,3-Dichlorobenzene	7.445	146	124608	20.6970	ug/l	94
81) 1,4-Dichlorobenzene	7.499	146	122073	18.9918	ug/l	95
82) 1,2-Dichlorobenzene	7.740	146	119664	19.1747	ug/l	93
83) Isopropylbenzene	6.675	105	233788	16.9724	ug/l	97
84) Cyclohexanone	6.747	55	8072	60.7581	ug/l	98
85) Camphene	6.849	93	48891	11.0408	ug/l	92
86) 1,2,3-Trichloropropane	6.885	75	89205	17.9010	ug/l	91
87) 2-Chlorotoluene	6.988	91	169664	17.9792	ug/l	93
88) p-Ethyltoluene	6.988	105	254605	18.3373	ug/l	82
89) 4-Chlorotoluene	7.054	91	149120	19.1069	ug/l	92
90) n-Propylbenzene	6.921	91	299828	16.9134	ug/l	96
91) Bromobenzene	6.885	77	137639	19.6287	ug/l	91
92) 1,3,5-Trimethylbenzene	7.018	105	222469	22.5317	ug/l	97
93) Butyl methacrylate	7.042	41	96182	15.5437	ug/l	65
94) t-Butylbenzene	7.222	119	199294	18.1550	ug/l	91
95) 1,2,4-Trimethylbenzene	7.252	105	224658	20.9214	ug/l	91
96) sec-Butylbenzene	7.355	105	238096	17.3783	ug/l	99
97) 4-Isopropyltoluene	7.439	119	208028	19.1248	ug/l	96
98) n-Butylbenzene	7.692	91	224779	18.9394	ug/l	95
99) p-Diethylbenzene	7.674	119	108001	18.6866	ug/l	94
100) 1,2,4,5-Tetramethylben...	8.167	119	196085	18.8902	ug/l	93
101) 1,2-Dibromo-3-Chloropr...	8.228	157	13477	13.8474	ug/l	81
102) Camphor	8.697	95	48098	126.8549	ug/l	98
103) Hexachlorobutadiene	8.848	225	50519	19.4972	ug/l	95
104) 1,2,4-Trichlorobenzene	8.757	180	87511	20.2299	ug/l	98
105) 1,2,3-Trichlorobenzene	9.082	180	72283	18.5564	ug/l	95
106) Naphthalene	8.926	128	139119	14.7331	ug/l	100

(#) = qualifier out of range (m) = manual integration (+) = signals summed

Form1

ORGANICS VOLATILE REPORT

Sample Number: AC59335-011

Client Id: MW-09

Data File: 3M93526.D

Analysis Date: 06/01/11 10:29

Date Rec/Extracted: 05/26/11-NA

Column: DB-624 25M 0.200mm ID 1.12um film

Method: EPA 8260B

Matrix: Aqueous

Initial Vol: 5ml

Final Vol: NA

Dilution: 1.00

Solids: 0

Units: ug/L

Cas #	Compound	RL	Conc	Cas #	Compound	RL	Conc
71-55-6	1,1,1-Trichloroethane	1.0	U	75-00-3	Chloroethane	1.0	U
79-34-5	1,1,2,2-Tetrachloroethane	1.0	U	67-66-3	Chloroform	1.0	U
76-13-1	1,1,2-Trichloro-1,2,2-trifluor	1.0	U	74-87-3	Chloromethane	1.0	U
79-00-5	1,1,2-Trichloroethane	1.0	U	156-59-2	cis-1,2-Dichloroethene	1.0	U
75-34-3	1,1-Dichloroethane	1.0	U	10061-01-5	cis-1,3-Dichloropropene	1.0	U
75-35-4	1,1-Dichloroethene	1.0	U	110-82-7	Cyclohexane	1.0	U
120-82-1	1,2,4-Trichlorobenzene	1.0	U	124-48-1	Dibromochloromethane	1.0	U
96-12-8	1,2-Dibromo-3-Chloropropa	1.0	U	75-71-8	Dichlorodifluoromethane	1.0	U
106-93-4	1,2-Dibromoethane	1.0	U	100-41-4	Ethylbenzene	1.0	U
95-50-1	1,2-Dichlorobenzene	1.0	U	98-82-8	Isopropylbenzene	1.0	U
107-06-2	1,2-Dichloroethane	0.50	U	136777612	m&p-Xylenes	1.0	U
78-87-5	1,2-Dichloropropane	0.51	U	79-20-9	Methyl Acetate	1.0	U
541-73-1	1,3-Dichlorobenzene	1.0	U	108-87-2	Methylcyclohexane	1.0	U
106-46-7	1,4-Dichlorobenzene	1.0	U	75-09-2	Methylene Chloride	1.0	U
78-93-3	2-Butanone	1.0	U	1634-04-4	Methyl-t-butyl ether	0.50	U
591-78-6	2-Hexanone	1.0	U	95-47-6	o-Xylene	1.0	U
108-10-1	4-Methyl-2-Pentanone	1.0	U	100-42-5	Styrene	1.0	U
67-64-1	Acetone	10	U	127-18-4	Tetrachloroethene	1.0	U
71-43-2	Benzene	0.50	U	108-88-3	Toluene	1.0	U
75-27-4	Bromodichloromethane	0.61	U	156-60-5	trans-1,2-Dichloroethene	1.0	U
75-25-2	Bromoform	1.0	U	10061-02-6	trans-1,3-Dichloropropene	1.0	U
74-83-9	Bromomethane	1.0	U	79-01-6	Trichloroethene	1.0	U
75-15-0	Carbon Disulfide	1.0	U	75-69-4	Trichlorofluoromethane	1.0	U
56-23-5	Carbon Tetrachloride	1.0	U	75-01-4	Vinyl Chloride	1.0	U
108-90-7	Chlorobenzene	1.0	U	1330-20-7	Xylenes (Total)	1.0	U

Worksheet #: 193017

Total Target Concentration 0

ColumnID: (^) Indicates results from 2nd column

U - Indicates the compound was analyzed but not detected.

B - Indicates the analyte was found in the blank as well as in the sample.

E - Indicates the analyte concentration exceeds the calibration range of the instrument.

R - Retention Time Out

J - Indicates an estimated value when a compound is detected at less than the specified detection limit.

d - Pesticide %Diff>40% between columns due to coelution. Lower concentration used

SampleID : AC59335-011
Data File: 3M93526.D
Acq On : 06/ 1/11 10:29

Operator : WP
Sam Mult : 1 Vial# : 13
Misc : A,5ML!3

Qt Meth : 3M A0526.M
Qt On : 06/01/11 10:46
Qt Upd On: 05/30/11 11:14


Data Path : G:\GcMsData\2011\GCMS_3\Data\06-01-11\
Qt Path : G:\GcMsData\2011\GCMS_3\MethodQt\
Qt Resp Via : Initial Calibration

Compound	R.T.	QIon	Response	Conc	Units	Dev(Min)

Internal Standards						
4) Fluorobenzene	4.574	96	264745	30.00	ug/l	0.00
51) Chlorobenzene-d5	6.407	117	208922	30.00	ug/l	0.00
69) 1,4-Dichlorobenzene-d4	7.825	152	131968	30.00	ug/l	0.00
System Monitoring Compounds						
36) Dibromofluoromethane	4.135	111	85980	31.78	ug/l	0.00
Spiked Amount 30.000			Recovery	=	105.93%	
38) 1,2-Dichloroethane-d4	4.363	67	48983	30.22	ug/l	0.00
Spiked Amount 30.000			Recovery	=	100.73%	
65) Toluene-d8	5.535	98	261845	28.38	ug/l	0.00
Spiked Amount 30.000			Recovery	=	94.60%	
75) Bromofluorobenzene	7.110	174	143785	30.09	ug/l	0.00
Spiked Amount 30.000			Recovery	=	100.30%	
Target Compounds						Qvalue

(#) = qualifier out of range (m) = manual integration (+) = signals summed

W



Form1

ORGANICS VOLATILE REPORT

Sample Number: AC59335-012

Client Id: MW-10

Data File: 3M93529.D

Analysis Date: 06/01/11 11:19

Date Rec/Extracted: 05/26/11-NA

Column: DB-624 25M 0.200mm ID 1.12um film

Method: EPA 8260B

Matrix: Aqueous

Initial Vol: 5ml

Final Vol: NA

Dilution: 1.00

Solids: 0

Units: ug/L

Cas #	Compound	RL	Conc	Cas #	Compound	RL	Conc
71-55-6	1,1,1-Trichloroethane	1.0	U	75-00-3	Chloroethane	1.0	U
79-34-5	1,1,2,2-Tetrachloroethane	1.0	U	67-66-3	Chloroform	1.0	U
76-13-1	1,1,2-Trichloro-1,2,2-trifluor	1.0	U	74-87-3	Chloromethane	1.0	U
79-00-5	1,1,2-Trichloroethane	1.0	U	156-59-2	cis-1,2-Dichloroethene	1.0	U
75-34-3	1,1-Dichloroethane	1.0	U	10061-01-5	cis-1,3-Dichloropropene	1.0	U
75-35-4	1,1-Dichloroethene	1.0	U	110-82-7	Cyclohexane	1.0	U
120-82-1	1,2,4-Trichlorobenzene	1.0	U	124-48-1	Dibromochloromethane	1.0	U
96-12-8	1,2-Dibromo-3-Chloropropa	1.0	U	75-71-8	Dichlorodifluoromethane	1.0	U
106-93-4	1,2-Dibromoethane	1.0	U	100-41-4	Ethylbenzene	1.0	U
95-50-1	1,2-Dichlorobenzene	1.0	U	98-82-8	Isopropylbenzene	1.0	U
107-06-2	1,2-Dichloroethane	0.50	U	136777612	m&p-Xylenes	1.0	U
78-87-5	1,2-Dichloropropane	0.51	U	79-20-9	Methyl Acetate	1.0	U
541-73-1	1,3-Dichlorobenzene	1.0	U	108-87-2	Methylcyclohexane	1.0	U
106-46-7	1,4-Dichlorobenzene	1.0	U	75-09-2	Methylene Chloride	1.0	U
78-93-3	2-Butanone	1.0	U	1634-04-4	Methyl-t-butyl ether	0.50	U
591-78-6	2-Hexanone	1.0	U	95-47-6	o-Xylene	1.0	U
108-10-1	4-Methyl-2-Pentanone	1.0	U	100-42-5	Styrene	1.0	U
67-64-1	Acetone	10	U	127-18-4	Tetrachloroethene	1.0	U
71-43-2	Benzene	0.50	U	108-88-3	Toluene	1.0	U
75-27-4	Bromodichloromethane	0.61	U	156-60-5	trans-1,2-Dichloroethene	1.0	U
75-25-2	Bromoform	1.0	U	10061-02-6	trans-1,3-Dichloropropene	1.0	U
74-83-9	Bromomethane	1.0	U	79-01-6	Trichloroethene	1.0	U
75-15-0	Carbon Disulfide	1.0	U	75-69-4	Trichlorofluoromethane	1.0	U
56-23-5	Carbon Tetrachloride	1.0	U	75-01-4	Vinyl Chloride	1.0	U
108-90-7	Chlorobenzene	1.0	U	1330-20-7	Xylenes (Total)	1.0	U

Worksheet #: 193017

Total Target Concentration 0

ColumnID: (^) Indicates results from 2nd column

U - Indicates the compound was analyzed but not detected.

B - Indicates the analyte was found in the blank as well as in the sample.

E - Indicates the analyte concentration exceeds the calibration range of the instrument.

R - Retention Time Out

J - Indicates an estimated value when a compound is detected at less than the specified detection limit.

d - Pesticide %Diff>40% between columns due to coelution. Lower concentration used

SampleID : AC59335-012
Data File: 3M93529.D
Acq On : 06/ 1/11 11:19

Operator : WP
Sam Mult : 1 Vial# : 16
Misc : A,5ML!3


Qt Meth : 3M_A0526.M
Qt On : 06/01/11 11:49
Qt Upd On: 06/01/11 11:48

Data Path : G:\GcMsData\2011\GCMS_3\Data\06-01-11\
Qt Path : G:\GcMsData\2011\GCMS_3\MethodQt\
Qt Resp Via : Initial Calibration

Compound	R.T.	QIon	Response	Conc	Units	Dev(Min)
Internal Standards						
4) Fluorobenzene	4.574	96	257577	30.00	ug/l	0.00
51) Chlorobenzene-d5	6.407	117	206831	30.00	ug/l	0.00
69) 1,4-Dichlorobenzene-d4	7.825	152	131014	30.00	ug/l	0.00
System Monitoring Compounds						
36) Dibromofluoromethane	4.135	111	89393	33.96	ug/l	0.00
Spiked Amount	30.000		Recovery	=	113.20%	
38) 1,2-Dichloroethane-d4	4.363	67	52719	33.43	ug/l	0.00
Spiked Amount	30.000		Recovery	=	111.43%	
65) Toluene-d8	5.535	98	258067	28.25	ug/l	0.00
Spiked Amount	30.000		Recovery	=	94.17%	
75) Bromofluorobenzene	7.104	174	142780	30.10	ug/l	0.00
Spiked Amount	30.000		Recovery	=	100.33%	
Target Compounds						Qvalue

(#) = qualifier out of range (m) = manual integration (+) = signals summed

W



Form1

ORGANICS VOLATILE REPORT

Sample Number: AC59335-013

Client Id: MW-11

Data File: 3M93530.D

Analysis Date: 06/01/11 11:35

Date Rec/Extracted: 05/26/11-NA

Column: DB-624 25M 0.200mm ID 1.12um film

Method: EPA 8260B

Matrix: Aqueous

Initial Vol: 5ml

Final Vol: NA

Dilution: 1.00

Solids: 0

Units: ug/L

Cas #	Compound	RL	Conc	Cas #	Compound	RL	Conc
71-55-6	1,1,1-Trichloroethane	1.0	U	75-00-3	Chloroethane	1.0	U
79-34-5	1,1,2,2-Tetrachloroethane	1.0	U	67-66-3	Chloroform	1.0	U
76-13-1	1,1,2-Trichloro-1,2,2-trifluor	1.0	U	74-87-3	Chloromethane	1.0	U
79-00-5	1,1,2-Trichloroethane	1.0	U	156-59-2	cis-1,2-Dichloroethene	1.0	U
75-34-3	1,1-Dichloroethane	1.0	U	10061-01-5	cis-1,3-Dichloropropene	1.0	U
75-35-4	1,1-Dichloroethene	1.0	U	110-82-7	Cyclohexane	1.0	U
120-82-1	1,2,4-Trichlorobenzene	1.0	U	124-48-1	Dibromochloromethane	1.0	U
96-12-8	1,2-Dibromo-3-Chloropropa	1.0	U	75-71-8	Dichlorodifluoromethane	1.0	U
106-93-4	1,2-Dibromoethane	1.0	U	100-41-4	Ethylbenzene	1.0	U
95-50-1	1,2-Dichlorobenzene	1.0	U	98-82-8	Isopropylbenzene	1.0	U
107-06-2	1,2-Dichloroethane	0.50	U	136777612	m&p-Xylenes	1.0	U
78-87-5	1,2-Dichloropropane	0.51	U	79-20-9	Methyl Acetate	1.0	U
541-73-1	1,3-Dichlorobenzene	1.0	U	108-87-2	Methylcyclohexane	1.0	U
106-46-7	1,4-Dichlorobenzene	1.0	U	75-09-2	Methylene Chloride	1.0	U
78-93-3	2-Butanone	1.0	U	1634-04-4	Methyl-t-butyl ether	0.50	U
591-78-6	2-Hexanone	1.0	U	95-47-6	o-Xylene	1.0	U
108-10-1	4-Methyl-2-Pentanone	1.0	U	100-42-5	Styrene	1.0	U
67-64-1	Acetone	10	U	127-18-4	Tetrachloroethene	1.0	U
71-43-2	Benzene	0.50	U	108-88-3	Toluene	1.0	U
75-27-4	Bromodichloromethane	0.61	U	156-60-5	trans-1,2-Dichloroethene	1.0	U
75-25-2	Bromoform	1.0	U	10061-02-6	trans-1,3-Dichloropropene	1.0	U
74-83-9	Bromomethane	1.0	U	79-01-6	Trichloroethene	1.0	U
75-15-0	Carbon Disulfide	1.0	U	75-69-4	Trichlorofluoromethane	1.0	U
56-23-5	Carbon Tetrachloride	1.0	U	75-01-4	Vinyl Chloride	1.0	U
108-90-7	Chlorobenzene	1.0	U	1330-20-7	Xylenes (Total)	1.0	U

Worksheet #: 193017

Total Target Concentration 0

ColumnID: (^) Indicates results from 2nd column

U - Indicates the compound was analyzed but not detected.*B* - Indicates the analyte was found in the blank as well as in the sample.*E* - Indicates the analyte concentration exceeds the calibration range of the instrument.*R* - Retention Time Out*J* - Indicates an estimated value when a compound is detected at less than the specified detection limit.*d* - Pesticide %Diff>40% between columns due to coelution. Lower concentration used

SampleID : AC59335-013
 Data File: 3M93530.D
 Acq On : 06/ 1/11 11:35

Operator : WP
 Sam Mult : 1 Vial# : 17
 Misc : A,5ML!3

Qt Meth : 3M_A0526.M
 Qt On : 06/01/11 11:49
 Qt Upd On: 06/01/11 11:48


Data Path : G:\GcMsData\2011\GCMS_3\Data\06-01-11\
 Qt Path : G:\GcMsData\2011\GCMS_3\MethodQt\
 Qt Resp Via : Initial Calibration

Compound	R.T.	QIon	Response	Conc	Units	Dev(Min)

Internal Standards						
4) Fluorobenzene	4.574	96	258598	30.00	ug/l	0.00
51) Chlorobenzene-d5	6.407	117	209470	30.00	ug/l	0.00
69) 1,4-Dichlorobenzene-d4	7.825	152	133959	30.00	ug/l	0.00
System Monitoring Compounds						
36) Dibromofluoromethane	4.136	111	88788	33.60	ug/l	0.00
Spiked Amount 30.000			Recovery	=	112.00%	
38) 1,2-Dichloroethane-d4	4.364	67	50020	31.60	ug/l	0.00
Spiked Amount 30.000			Recovery	=	105.33%	
65) Toluene-d8	5.536	98	253131	27.36	ug/l	0.00
Spiked Amount 30.000			Recovery	=	91.20%	
75) Bromofluorobenzene	7.104	174	145320	29.96	ug/l	0.00
Spiked Amount 30.000			Recovery	=	99.87%	
Target Compounds						Qvalue

(#) = qualifier out of range (m) = manual integration (+) = signals summed

W



Form1

ORGANICS VOLATILE REPORT

Sample Number: AC59335-014(100X)

Client Id: Duplicate

Data File: 2M67558.D

Analysis Date: 05/31/11 17:50

Date Rec/Extracted: 05/26/11-NA

Column: DB-624 25M 0.200mm ID 1.12um film

Method: EPA 8260B

Matrix: Aqueous

Initial Vol: 5ml

Final Vol: NA

Dilution: 100

Solids: 0

Units: ug/L

Cas #	Compound	RL	Conc	Cas #	Compound	RL	Conc
71-55-6	1,1,1-Trichloroethane	100	U	75-00-3	Chloroethane	100	U
79-34-5	1,1,2,2-Tetrachloroethane	100	U	67-66-3	Chloroform	100	U
76-13-1	1,1,2-Trichloro-1,2,2-trifluor	100	U	74-87-3	Chloromethane	100	U
79-00-5	1,1,2-Trichloroethane	100	U	156-59-2	cis-1,2-Dichloroethene	100	240
75-34-3	1,1-Dichloroethane	100	U	10061-01-5	cis-1,3-Dichloropropene	100	U
75-35-4	1,1-Dichloroethene	100	U	110-82-7	Cyclohexane	100	U
120-82-1	1,2,4-Trichlorobenzene	100	U	124-48-1	Dibromochloromethane	100	U
96-12-8	1,2-Dibromo-3-Chloropropa	100	U	75-71-8	Dichlorodifluoromethane	100	U
106-93-4	1,2-Dibromoethane	100	U	100-41-4	Ethylbenzene	100	U
95-50-1	1,2-Dichlorobenzene	100	U	98-82-8	Isopropylbenzene	100	U
107-06-2	1,2-Dichloroethane	50	U	136777612	m&p-Xylenes	100	U
78-87-5	1,2-Dichloropropane	100	U	79-20-9	Methyl Acetate	100	U
541-73-1	1,3-Dichlorobenzene	100	U	108-87-2	Methylcyclohexane	100	U
106-46-7	1,4-Dichlorobenzene	100	U	75-09-2	Methylene Chloride	100	U
78-93-3	2-Butanone	100	U	1634-04-4	Methyl-t-butyl ether	50	U
591-78-6	2-Hexanone	100	U	95-47-6	o-Xylene	100	U
108-10-1	4-Methyl-2-Pentanone	100	U	100-42-5	Styrene	100	U
67-64-1	Acetone	1000	U	127-18-4	Tetrachloroethene	100	34000
71-43-2	Benzene	50	U	108-88-3	Toluene	100	U
75-27-4	Bromodichloromethane	100	U	156-60-5	trans-1,2-Dichloroethene	100	U
75-25-2	Bromoform	100	U	10061-02-6	trans-1,3-Dichloropropene	100	U
74-83-9	Bromomethane	100	U	79-01-6	Trichloroethene	100	7900
75-15-0	Carbon Disulfide	100	U	75-69-4	Trichlorofluoromethane	100	U
56-23-5	Carbon Tetrachloride	100	U	75-01-4	Vinyl Chloride	100	U
108-90-7	Chlorobenzene	100	U	1330-20-7	Xylenes (Total)	100	U

Worksheet #: 193017

Total Target Concentration 42000

ColumnID: (^) Indicates results from 2nd column

U - Indicates the compound was analyzed but not detected.

B - Indicates the analyte was found in the blank as well as in the sample.

E - Indicates the analyte concentration exceeds the calibration range of the instrument.

R - Retention Time Out

J - Indicates an estimated value when a compound is detected at less than the specified detection limit.

d - Pesticide %Diff>40% between columns due to coelution. Lower concentration used


SampleID : AC59335-014(100X) Operator : WP Qt Meth : 2M_A0531.M
 Data File: 2M67558.D Sam Mult : 1 Vial# : 41 Qt On : 06/01/11 06:55
 Acq On : 05/31/11 17:50 Misc : A,5ML!2 Qt Upd On: 05/31/11 11:09

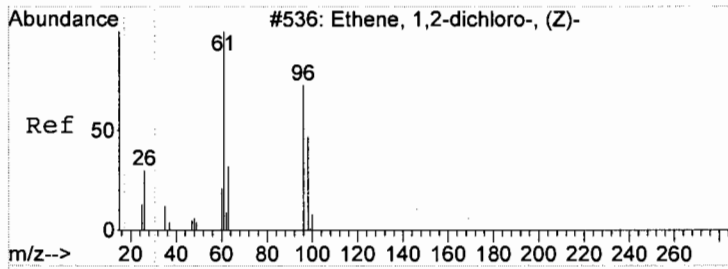
Data Path : G:\GCMSData\2011\GCMS_2\Data\05-31-11\
 Qt Path : G:\GCMSData\2011\GCMS_2\MethodQt\
 Qt Resp Via : Initial Calibration

Compound	R.T.	QIon	Response	Conc	Units	Dev(Min)
Internal Standards						
4) Fluorobenzene	4.290	96	167784	30.00	ug/l	-0.02
51) Chlorobenzene-d5	6.090	117	154252	30.00	ug/l	-0.02
69) 1,4-Dichlorobenzene-d4	7.486	152	100275	30.00	ug/l	-0.02
System Monitoring Compounds						
36) Dibromofluoromethane	3.833	111	66339	33.64	ug/l	-0.02
Spiked Amount 30.000			Recovery	=	112.13%	
38) 1,2-Dichloroethane-d4	4.073	67	34970	28.77	ug/l	-0.02
Spiked Amount 30.000			Recovery	=	95.90%	
65) Toluene-d8	5.241	98	170406	28.64	ug/l	-0.01
Spiked Amount 30.000			Recovery	=	95.47%	
75) Bromofluorobenzene	6.782	174	88459	29.72	ug/l	-0.02
Spiked Amount 30.000			Recovery	=	99.07%	
Target Compounds						
29) cis-1,2-Dichloroethene	3.447	61	12074	2.4009	ug/l	89
48) Trichloroethene	4.519	130	224763	79.1192	ug/l	95
64) Tetrachloroethene	5.602	164	751885	335.3691	ug/l	95

(#) = qualifier out of range (m) = manual integration (+) = signals summed

11





#29

cis-1,2-Dichloroethene

Concen: 2.40 ug/l

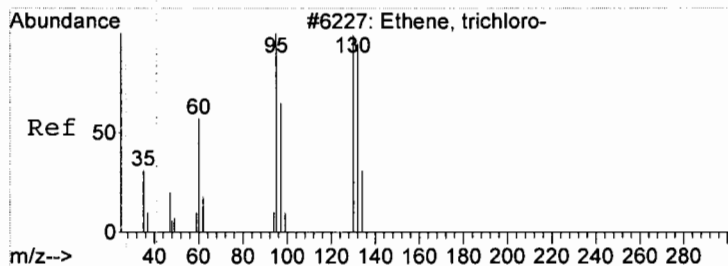
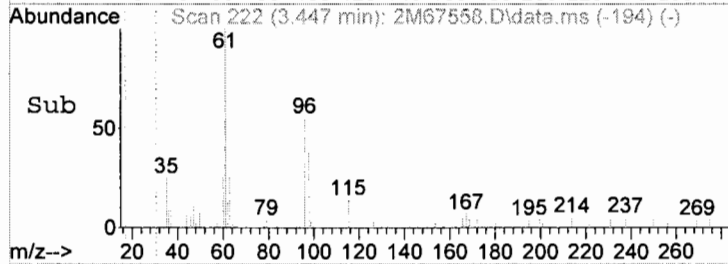
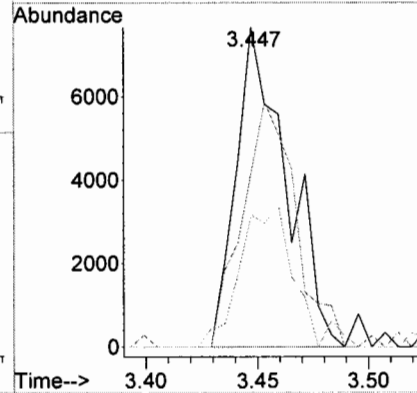
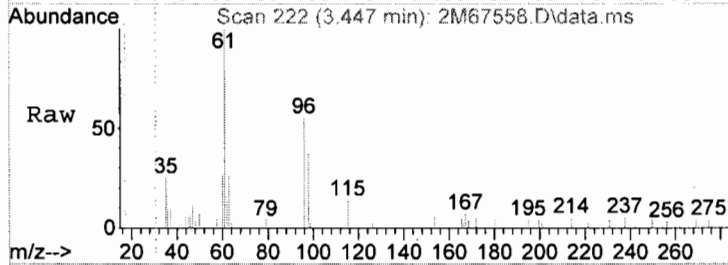
RT: 3.447 min Scan# 222

Delta R.T. -0.030 min

Lab File: 2M67558.D

Acq: 31 May 2011 17:50

Tgt Ion: 61	Resp: 12074
Ion Ratio	Lower Upper
61	100
96	54.8 8.8 88.8
98	41.3 0.0 72.8



#48

Trichloroethene

Concen: 79.12 ug/l

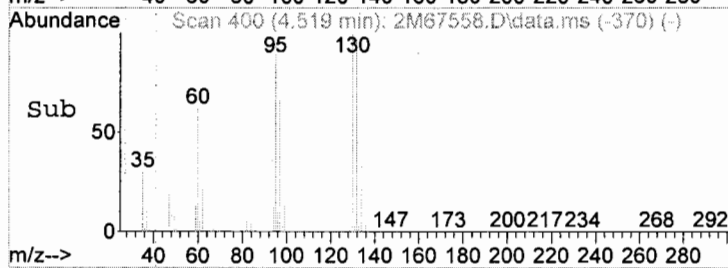
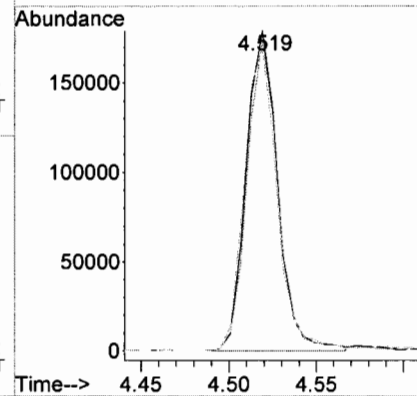
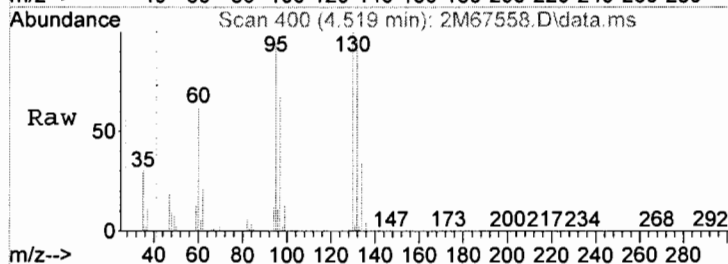
RT: 4.519 min Scan# 400

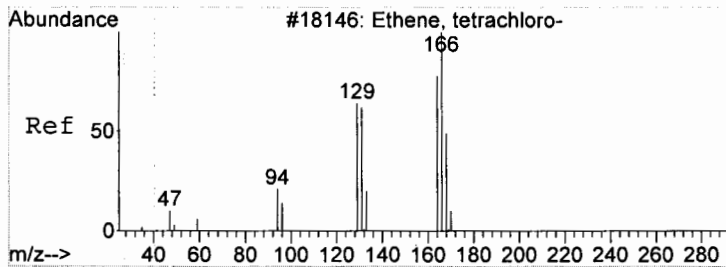
Delta R.T. -0.017 min

Lab File: 2M67558.D

Acq: 31 May 2011 17:50

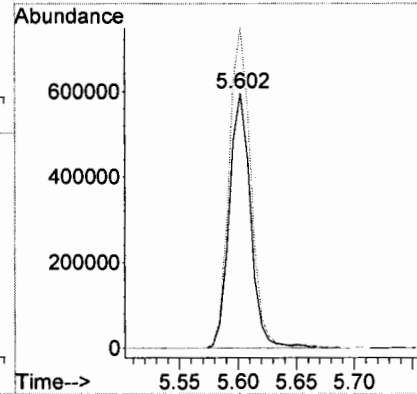
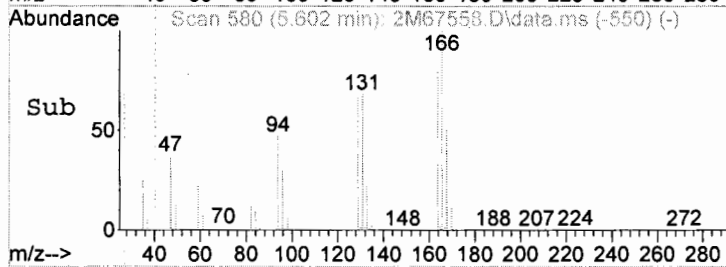
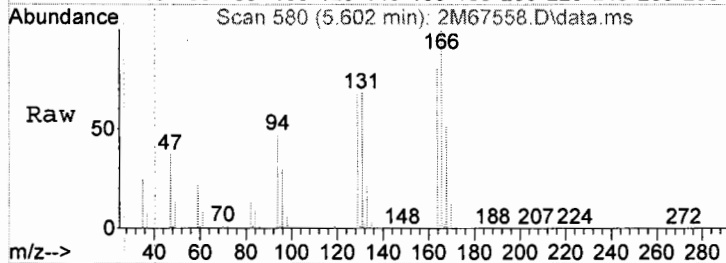
Tgt Ion: 130	Resp: 224763
Ion Ratio	Lower Upper
130	100
132	97.0 49.5 129.5
95	94.6 57.8 137.8





#64
Tetrachloroethene
Concen: 335.37 ug/l
RT: 5.602 min Scan# 580
Delta R.T. -0.017 min
Lab File: 2M67558.D
Acq: 31 May 2011 17:50

Tgt Ion:164 Resp: 751885
Ion Ratio Lower Upper
164 100
166 125.5 61.8 201.8



GC/MS Volatile Data
Standards Data

Level #:	Data File:	Cal Identifier:	Analysis Date/Time										Level #:	Data File:	Cal Identifier:	Analysis Date/Time																																																																																																																																																																																																																																																																																																																																																																																																																																																																																																																																																																																																																																																																																																																																																																																																																																																																																																																																																																																																																																																																																																																																																																																																																																																																																																																								
			05/26/11 10:19	05/26/11 10:35	05/26/11 09:46	05/26/11 09:13	05/26/11 08:38	2	3M93055.	CAL @ 5 PPB	05/26/11 08:57	4				3M93059.	CAL @ 50 PPB	05/26/11 10:02	6	3M93057.	CAL @ 250 PPB	05/26/11 09:30	8	3M93053.	CAL @ 1 PPB	05/26/11 08:18																																																																																																																																																																																																																																																																																																																																																																																																																																																																																																																																																																																																																																																																																																																																																																																																																																																																																																																																																																																																																																																																																																																																																																																																																																																																																																														
1	3M93060.	CAL @ 20 PPB																																																																																																																																																																																																																																																																																																																																																																																																																																																																																																																																																																																																																																																																																																																																																																																																																																																																																																																																																																																																																																																																																																																																																																																																																																																																																																																																						</

Flags

a - failed the spec criteria
b - failed the ccc criteria
c - failed the minimum correlation coeff criteria (if applicable)

Note:

Corr 1 = Correlation Coefficient for linear Eq.
Corr 2 = Correlation Coefficient for quad Eq.
Fit = Indicates whether Avg Rt, Linear, or Quadratic Curve was used for compound.

Level #:	Data File:	Cal Identifier:	Analysis Date/Time	Level #:	Data File:	Cal Identifier:	Analysis Date/Time	Calibration Level Concentrations								
1	3M93060.	CAL @ 20 PPB	05/26/11 10:19	2	3M93055.	CAL @ 5 PPB	05/26/11 08:57	Lvl1	Lvl2	Lvl3	Lvl4	Lvl5	Lvl6	Lvl7	Lvl8	Lvl9
1	3M93061.	CAL @ 10 PPB	05/26/11 10:35	4	3M93059.	CAL @ 50 PPB	05/26/11 10:02	20.00	5.00	10.00	50.00	100.0	250.0	500.0	1.00	0.50
3	3M93058.	CAL @ 100 PPB	05/26/11 09:46	6	3M93057.	CAL @ 250 PPB	05/26/11 09:30	20.00	5.00	10.00	50.00	100.0	250.0	500.0	1.00	0.50
5	3M93056.	CAL @ 500 PPB	05/26/11 09:13	8	3M93053.	CAL @ 1 PPB	05/26/11 08:18	20.00	5.00	10.00	50.00	100.0	250.0	500.0	1.00	0.50
7	3M93054.	CAL @ 0.5 PPB	05/26/11 08:38					20.00	5.00	10.00	50.00	100.0	250.0	500.0	1.00	0.50
9								20.00	5.00	10.00	50.00	100.0	250.0	500.0	1.00	0.50
Compound	Col Mr	F1:	F2:	F3:	F4:	F5:	F6:	F7:	F8:	F9:	AvgRt	RT	Corr1	Corr2	%Rsd	
Dibromomethane	1	0	0.2695	0.2622	0.2690	0.2793	0.3231	---	0.2615	0.3590	0.289	5.02	0.995	1.00	13	20.00
1,2-Dichloropropane	1	0	0.2840	0.2611	0.2831	0.3076	0.3788	0.3064	0.2736	0.3097	0.3390	4.95	0.993	0.999	13	20.00
Trichloroethene	1	0	0.2573	0.2367	0.2685	0.2734	0.3383	0.2615	0.2360	0.2994	---	4.80	0.992	0.998	12	20.00
Benzene	1	0	0.9076	0.8685	0.8837	0.9495	1.1964	0.9022	---	0.8559	1.2265	4.41	0.984	0.995	15	20.00
tert-Amyl methyl ether	1	0	0.2897	0.2514	0.2697	0.3050	0.3731	0.2921	0.2417	0.2508	---	4.47	0.983	0.998	15	20.00
Isopropylacetate	1	0	0.6777	0.5368	0.6101	0.8512	1.0352	0.8788	0.9751	0.5677	---	4.44	0.997	0.998	25	20.00
Methyl methacrylate	1	0	0.4796	0.3672	0.4241	0.5713	0.6850	0.5643	0.5220	0.2899	---	4.99	0.995	0.999	26	20.00
Dibromochloromethane	1	0	0.4268	0.4446	0.4088	0.5167	0.5906	0.5074	0.4616	0.3665	---	6.06	0.995	0.999	15	20.00
2-Chloroethanol	1	0	0.2650	0.1956	0.2296	0.3256	0.3850	0.3335	0.3049	0.1366	---	5.28	0.996	0.999	30	20.00
cis-1,3-Dichloropropene	1	0	0.4807	0.3869	0.4260	0.5988	0.7416	0.6303	0.5886	0.3674	---	5.37	0.996	0.999	25	20.00
trans-1,3-Dichloropropene	1	0	0.3852	0.2709	0.3674	0.5062	0.6452	0.5658	0.5478	0.3158	---	5.70	0.998	0.999	30	20.00
Ethyl methacrylate	1	0	0.4742	0.3741	0.4056	0.5872	0.6959	0.5701	0.5293	0.3911	---	5.73	0.995	0.999	22	20.00
1,1,2-Trichloroethane	1	0	0.3014	0.3217	0.3380	0.3657	0.4285	0.3472	0.3169	0.3169	---	5.82	0.994	0.999	12	20.00
1,2-Dibromoethane	1	0	0.3796	0.3305	0.3453	0.4355	0.5042	0.4381	0.4022	0.2742	---	6.14	0.996	0.999	19	20.00
1,3-Dichloropropane	1	0	0.5577	0.5681	0.5564	0.6463	0.7357	0.5975	0.5200	0.6137	---	5.92	0.991	0.999	11	20.00
4-Methyl-2-Pentanone	1	0	0.5568	0.4081	0.5286	0.6779	0.8213	0.6928	0.6497	0.3889	---	5.46	0.996	0.999	25	20.00
2-Hexanone	1	0	0.3648	0.2439	0.3126	0.4742	0.5649	0.4954	0.4702	0.2440	---	5.95	0.998	0.999	31	20.00
Tetrachloroethene	1	0	0.3508	0.3096	0.3308	0.3731	0.4182	0.3067	---	0.4109	---	5.91	0.980	0.998	13	20.00
Toluene-d8	1	0	1.3389	1.2928	1.2948	1.3998	1.2911	1.3192	1.4001	1.2799	1.3064	5.53	-1	---	3.5	20.00
Toluene	1	0	0.7856	0.6940	0.7337	0.8847	0.9929	0.7908	0.7008	0.7416	---	5.58	0.991	0.998	13	20.00
1,1,1,2-Tetrachloroethane	1	0	0.3362	0.3374	0.2994	0.3570	0.4032	0.3049	0.2485	0.3138	---	6.47	0.980	0.998	14	20.00
Chlorobenzene	1	0	0.8325	0.8113	0.8831	0.9548	1.0695	0.8758	0.7644	1.0064	---	6.42	0.991	0.999	11	20.00
n-Butyl acetate	1	0	0.8808	0.6366	0.7096	1.1209	1.5036	1.3723	1.3504	0.4981	---	6.72	0.999	0.999	38	20.00
n-Amyl acetate	1	0	0.8102	0.5827	0.6556	1.0525	1.3944	1.3015	1.2804	0.5002	---	6.84	0.999	0.999	38	20.00
Bromoform	1	0	0.6460	0.6085	0.5818	0.7408	0.9166	0.7981	0.7417	0.6193	---	6.93	0.997	0.999	16	20.00
Ethylbenzene	1	0	0.4682	0.4351	0.4566	0.5046	0.6391	0.4475	0.3789	0.4149	---	6.47	0.980	0.995	17	20.00
1,1,2,2-Tetrachloroethane	1	0	0.6477	0.6600	0.6092	0.7087	0.9085	0.7252	0.6576	0.8136	---	7.18	0.993	0.998	14	20.00
Bromofluorobenzene	1	0	1.0765	0.9859	1.0481	1.0409	1.1012	1.1846	1.2410	1.0121	---	7.11	-1	---	8.0	20.00
Styrene	1	0	1.2135	1.0973	1.1140	1.3547	1.6192	1.2658	1.0593	0.9130	---	6.79	0.985	0.998	18	20.00
m&o-Xylenes	1	0	0.6939	0.6900	0.6285	0.7558	0.8977	0.6910	0.5720	0.6938	0.7986	6.54	0.983	0.998	13	40.00
o-Xylene	1	0	0.7494	0.6429	0.6976	0.7666	0.9324	0.6973	0.5941	0.6284	---	6.78	0.985	0.997	15	20.00
trans-1,4-Dichloro-2-butene	1	0	0.2967	0.2187	0.2869	0.3297	0.4200	0.3450	0.3288	0.4209	---	7.21	0.997	0.998	20	20.00
1,3-Dichlorobenzene	1	0	1.1529	1.0220	1.1155	1.2091	1.4932	1.1215	0.9694	1.2236	---	7.79	0.986	0.997	14	20.00
1,4-Dichlorobenzene	1	0	1.1914	1.1320	1.2045	1.2584	1.5314	1.1966	1.0646	1.3177	---	7.84	0.991	0.998	11	20.00
1,2-Dichlorobenzene	1	0	1.1338	0.9601	1.0475	1.2398	1.5519	1.1900	1.0571	0.9819	---	8.09	0.990	0.997	17	20.00
Isopropylbenzene	1	0	1.5051	1.1642	1.3364	1.7208	2.2100	1.8430	1.6775	1.1833	---	7.09	0.994	0.999	23	20.00
Cyclohexanone	1	0	0.0215	0.0157	0.0189	0.0256	0.0331	0.0300	0.0266	0.0080	---	7.18	0.997	0.999	36	20.00
Camphene	1	0	0.3745	0.2639	0.3601	0.4107	0.5053	0.4256	0.3977	0.1156	0.4558	7.22	0.994	0.998	13	20.00
1,2,3-Trichloropropane	1	0	0.6759	0.6660	0.6378	0.7332	0.9480	0.7633	0.7034	0.6819	---	7.32	0.980	0.998	14	20.00
2-Chlorotoluene	1	0	1.0094	1.0586	1.0002	1.1117	1.3395	1.0369	0.8425	1.2009	---	7.31	0.991	0.998	15	20.00
p-Ethyltoluene	1	0	1.8010	1.5288	1.6912	1.9643	2.2744	1.8411	---	1.4707	---	7.31	0.991	0.998	15	20.00

Flags

a - failed the spec criteria

b - failed the ccc criteria

c - failed the minimum correlation coeff criteria (if applicable)

* - ccc compound

** - spec compound

Note: Corr 1 = Correlation Coefficient for linear Eq.

Corr 2 = Correlation Coefficient for quad Eq.

Fit = Indicates whether Avg Rt, Linear, or Quadratic Curve was used for compound.

Level #:	Data File:	Cal Identifier:	Analysis Date/Time	Level #:	Data File:	Cal Identifier:	Analysis Date/Time
1	3M93060.	CAL @ 20 PPB	05/26/11 10:19	2	3M93055.	CAL @ 5 PPB	05/26/11 08:57
3	3M93061.	CAL @ 10 PPB	05/26/11 10:35	4	3M93059.	CAL @ 50 PPB	05/26/11 10:02
5	3M93058.	CAL @ 100 PPB	05/26/11 09:46	6	3M93057.	CAL @ 250 PPB	05/26/11 09:30
7	3M93056.	CAL @ 500 PPB	05/26/11 09:13	8	3M93053.	CAL @ 1 PPB	05/26/11 08:18
9	3M93054.	CAL @ 0.5 PPB	05/26/11 08:38				

Compound	Col	Mr	Ft:	RF1	RF2	RF3	RF4	RF5	RF6	RF7	RF8	RF9	AvgRt	RT	Corr1	Corr2	%Rsd	Calibration Level Concentrations								
4-Chlorotoluene	1	0	LinF	1.0513	1.0614	0.9982	1.1790	1.4859	1.1620	1.0275	0.9030	---	1.117.39	0.990	0.998	16	20.00	5.00	10.00	50.00	100.0	250.0	500.0	1.00		
n-Propylbenzene	1	0	LinF	1.9119	1.5493	1.7244	2.1187	2.7064	2.2269	2.0754	1.6608	---	2.007.25	0.996	0.998	19	20.00	5.00	10.00	50.00	100.0	250.0	500.0	1.00		
Bromobenzene	1	0	LinF	1.0657	1.0946	1.0147	1.1432	1.4226	1.1072	1.1565	1.6253	---	1.207.22	0.997	0.997	17	20.00	5.00	10.00	50.00	100.0	250.0	500.0	1.00		
1,3,5-Trimethylbenzene	1	0	Qua	1.2736	1.0611	1.1629	1.4293	1.8894	1.3273	1.1940	1.2955	---	1.337.34	0.986	0.994	19	20.00	5.00	10.00	50.00	100.0	250.0	500.0	1.00		
Butyl methacrylate	1	0	LinF	0.6217	0.5329	0.5703	0.7949	1.0066	0.8868	0.8369	0.4714	---	0.7157.36	0.997	0.999	27	20.00	5.00	10.00	50.00	100.0	250.0	500.0	1.00		
t-Butylbenzene	1	0	LinF	1.2137	0.8926	1.0497	1.3278	1.6994	1.3581	1.2337	0.7999	---	1.207.56	0.993	0.998	24	20.00	5.00	10.00	50.00	100.0	250.0	500.0	1.00		
1,2,4-Trimethylbenzene	1	0	LinF	1.4295	1.0799	1.2811	1.5935	2.0354	1.5854	1.4202	1.2804	---	1.467.58	0.991	0.998	20	20.00	5.00	10.00	50.00	100.0	250.0	500.0	1.00		
sec-Butylbenzene	1	0	LinF	1.3892	1.0741	1.2240	1.5682	2.0172	1.6493	1.5313	1.1170	---	1.457.69	0.995	0.998	22	20.00	5.00	10.00	50.00	100.0	250.0	500.0	1.00		
4-Isopropyltoluene	1	0	LinF	1.2018	0.7729	1.0154	1.2755	1.6012	1.2681	1.1217	0.7858	---	1.137.77	0.991	0.998	24	20.00	5.00	10.00	50.00	100.0	250.0	500.0	1.00		
n-Butylbenzene	1	0	LinF	1.1990	0.8022	1.0936	1.3463	1.7460	1.4256	1.3182	0.7443	---	1.218.03	0.995	0.998	27	20.00	5.00	10.00	50.00	100.0	250.0	500.0	1.00		
p-Diethylbenzene	1	0	LinF	0.5808	0.3481	0.4923	0.6485	0.8813	0.7062	0.6366	0.3898	---	0.5868.02	0.992	0.998	30	20.00	5.00	10.00	50.00	100.0	250.0	500.0	1.00		
1,2,4,5-Tetramethylber	1	0	LinF	0.9781	0.4927	0.7187	1.1615	1.5143	1.2609	1.1454	0.4724	---	0.9688.52	0.994	0.999	39	20.00	5.00	10.00	50.00	100.0	250.0	500.0	1.00		
1,2-Dibromo-3-Chlorod	1	0	LinF	0.1858	0.1473	0.1540	0.2024	0.2724	0.2309	0.2330	0.0656	---	0.1868.59	0.998	0.998	35	20.00	5.00	10.00	50.00	100.0	250.0	500.0	1.00		
Camphor	1	0	LinF	0.0406	0.0206	0.0277	0.0515	0.0693	0.0603	0.0557	0.0261	0.0363	0.0432	9.07	0.996	0.999	39	20.00	50.00	100.0	500.0	1000.0	2500.0	5000.0	10.00	
Hexachlorobutadiene	1	0	LinF	0.5653	0.4449	0.5133	0.5863	0.8139	0.6166	0.6157	0.6743	---	0.6049.21	0.996	0.996	18	20.00	5.00	10.00	50.00	100.0	250.0	500.0	1.00		
1,2,4-Trichlorobenzene	1	0	Qua	1.0251	0.6874	0.8804	1.0731	1.3888	1.0620	0.9038	0.7399	---	0.9709.12	0.985	0.997	23	20.00	5.00	10.00	50.00	100.0	250.0	500.0	1.00		
1,2,3-Trichlorobenzene	1	0	LinF	0.9030	0.7142	0.8242	1.0111	1.3125	1.0627	---	0.7452	---	0.9399.46	0.990	0.996	22	20.00	5.00	10.00	50.00	100.0	250.0	---	1.00		
Naphthalene	1	0	LinF	1.3391	0.9636	1.0872	1.5575	2.1153	1.7236	1.6864	0.7199	---	1.409.30	0.997	0.998	33	20.00	5.00	10.00	50.00	100.0	250.0	500.0	1.00		

Flags

a - failed the spec criteria * - spec compound
 b - failed the ccc criteria ** - spec compound
 c - failed the minimum correlation coeff criteria (if applicable)

Avg Rsd: 18.7

Note:

Corr 1 = Correlation Coefficient for linear Eq.
 Corr 2 = Correlation Coefficient for quad Eq.
 Fit = Indicates whether Avg Rt, Linear, or Quadratic Curve was used for compound.

SampleID : CAL @ 20 PPB
 Data File: 3M93060.D
 Acq On : 05/26/11 10:19

Operator : WP
 Sam Mult : 1 Vial# : 11
 Misc : A,5ML

Qt Meth : 3M_A0526.M
 Qt On : 05/26/11 10:38
 Qt Upd On: 05/26/11 09:26

Data Path : G:\GcMsData\2011\GCMS_3\Data\05-26-11\
 Qt Path : G:\GcMsData\2011\GCMS_3\MethodQt\
 Qt Resp Via : Initial Calibration

Compound	R.T.	QIon	Response	Conc	Units	Dev(Min)

Internal Standards						
4) Fluorobenzene	4.573	96	315238	30.00	ug/l	0.00
51) Chlorobenzene-d5	6.406	117	228560	30.00	ug/l	0.00
69) 1,4-Dichlorobenzene-d4	7.830	152	156199	30.00	ug/l	0.01
System Monitoring Compounds						
36) Dibromofluoromethane	4.135	111	96857	29.79	ug/l	0.00
Spiked Amount 30.000			Recovery	=	99.30%	
38) 1,2-Dichloroethane-d4	4.369	67	57300	28.66	ug/l	0.01
Spiked Amount 30.000			Recovery	=	95.53%	
65) Toluene-d8	5.535	98	306023	32.64	ug/l	0.00
Spiked Amount 30.000			Recovery	=	108.80%	
75) Bromofluorobenzene	7.109	174	168156	33.04	ug/l	0.01
Spiked Amount 30.000			Recovery	=	110.13%	
Target Compounds						Qvalue
5) Chlorodifluoromethane	1.291	51	92118	14.8474	ug/l	96
6) Dichlorodifluoromethane	1.291	85	52414	12.3408	ug/l	91
7) Chloromethane	1.408	50	58443	16.0837	ug/l	83
8) Bromomethane	1.741	94	23588	12.3455	ug/l	78
9) Vinyl Chloride	1.491	62	37896	12.0774	ug/l	91
10) Chloroethane	1.808	64	20826	12.7151	ug/l	99
11) Trichlorofluoromethane	1.991	101	53040	15.3802	ug/l	91
12) Ethyl ether	2.212	59	23270	13.8352	ug/l	91
13) Furan	2.236	39	65261	13.8009	ug/l	85
14) 1,1,2-Trichloro-1,2,2-...	2.374	101	35032	16.8672	ug/l	94
15) Methylene Chloride	2.759	84	49770	16.4119	ug/l	95
16) Acrolein	2.320	56	47938	88.0119	ug/l	98
17) Acrylonitrile	2.963	53	23884	18.5357	ug/l	89
18) Iodomethane	2.506	142	38201	9.5293	ug/l	94
19) Acetone	2.440	43	86762	67.3490	ug/l	95
20) Carbon Disulfide	2.560	76	81673	9.2826	ug/l	100
21) t-Butyl Alcohol	2.861	59	10754	68.5156	ug/l	89
22) n-Hexane	3.173	57	37945	17.9833	ug/l	87
23) Di-isopropyl-ether	3.354	45	184713	16.9981	ug/l	83
24) 1,1-Dichloroethene	2.380	61	78549	16.4536	ug/l	96
25) Methyl Acetate	2.681	43	65533	13.1972	ug/l	100
26) Methyl-t-butyl ether	2.969	73	67700	13.0730	ug/l	88
27) 1,1-Dichloroethane	3.311	63	87193	15.8900	ug/l	94
28) trans-1,2-Dichloroethene	2.969	96	41128	15.9253	ug/l	96
29) cis-1,2-Dichloroethene	3.792	61	77685	16.8549	ug/l	98
30) Bromochloromethane	3.972	49	51789	15.4937	ug/l	73
31) 2,2-Dichloropropane	3.786	77	40065	16.5370	ug/l	95
32) Ethyl acetate	3.840	43	66685	15.5656	ug/l	99
33) 1,4-Dioxane	5.030	88	43331	1171.3322	ug/l	95
34) 1,1-Dichloropropene	4.267	75	68354	17.6465	ug/l	96
35) Chloroform	4.027	83	91629	17.0406	ug/l	90
37) Cyclohexane	4.189	56	67290	18.6058	ug/l	86
39) 1,2-Dichloroethane	4.417	62	83278	16.2598	ug/l	95
40) 2-Butanone	3.810	43	27830	15.7076	ug/l	100
41) 1,1,1-Trichloroethane	4.159	97	67980	16.2926	ug/l	86
42) Carbon Tetrachloride	4.267	117	59441	16.7998	ug/l	94
43) Vinyl Acetate	3.354	43	124737	14.6535	ug/l	100
44) Bromodichloromethane	5.108	83	75461	16.5642	ug/l	91
45) Methylcyclohexane	4.916	83	47162	18.6955	ug/l	95
46) Dibromomethane	5.018	174	56640	19.4109	ug/l	93
47) 1,2-Dichloropropane	4.946	63	59693	17.4307	ug/l	90
48) Trichloroethene	4.802	130	54081	17.4160	ug/l	90
49) Benzene	4.405	78	190747	15.9055	ug/l	100
50) tert-Amyl methyl ether	4.465	73	60883	15.7060	ug/l	52
52) Iso-propylacetate	4.435	43	103275	16.1294	ug/l	85
53) Methyl methacrylate	4.994	41	73079	21.4018	ug/l	96
54) Dibromochloromethane	6.064	129	65038	18.5402	ug/l	94
55) 2-Chloroethylvinylether	5.276	63	40384	21.7677	ug/l	85
56) cis-1,3-Dichloropropene	5.373	75	73259	18.6488	ug/l	95
57) trans-1,3-Dichloropropene	5.703	75	58694	17.2355	ug/l	100
58) Ethyl methacrylate	5.733	41	72255	19.8931	ug/l	82
59) 1,1,2-Trichloroethane	5.817	97	45929	18.1265	ug/l	92
60) 1,2-Dibromoethane	6.142	107	57855	18.3886	ug/l	93
61) 1,3-Dichloropropane	5.919	76	84983	18.4885	ug/l	97
62) 4-Methyl-2-Pentanone	5.457	43	84854	22.9335	ug/l	99
63) 2-Hexanone	5.949	43	55588	22.0130	ug/l	93
64) Tetrachloroethene	5.907	164	53463	22.4679	ug/l	94
66) Toluene	5.577	92	119717	19.2675	ug/l	93
67) 1,1,1,2-Tetrachloroethane	6.466	133	51231	19.6104	ug/l	69

Quantitation Report (QT Reviewed)

SampleID : CAL @ 20 PPB Operator : WP Qt Meth : 3M_A0526.M
 Data File: 3M93060.D Sam Mult : 1 Vial# : 11 Qt On : 05/26/11 10:38
 Acq On : 05/26/11 10:19 Misc : A,5ML Qt Upd On: 05/26/11 09:26

Data Path : G:\GcMsData\2011\GCMS_3\Data\05-26-11\
 Qt Path : G:\GcMsData\2011\GCMS_3\MethodQt\
 Qt Resp Via : Initial Calibration

Compound	R.T.	QIon	Response	Conc	Units	Dev(Min)
68) Chlorobenzene	6.424	112	126856	18.3765	ug/l	100
70) n-Butyl acrylate	6.719	55	91722	16.2331	ug/l	96
71) n-Amyl acetate	6.845	43	84368	14.5178	ug/l	88
72) Bromoform	6.929	173	67276	20.1334	ug/l	94
73) Ethylbenzene	6.472	106	48760	18.3498	ug/l	84
74) 1,1,2,2-Tetrachloroethane	7.175	83	67448	16.8270	ug/l	98
76) Styrene	6.791	104	126371	18.6291	ug/l	94
77) m&p-Xylenes	6.538	106	144531	36.1480	ug/l	88
78) o-Xylene	6.785	106	78045	19.7369	ug/l	70
79) trans-1,4-Dichloro-2-b...	7.205	53	30898	18.7268	ug/l	89
80) 1,3-Dichlorobenzene	7.788	146	120062	20.5280	ug/l	78
81) 1,4-Dichlorobenzene	7.842	146	124073	19.3981	ug/l	86
82) 1,2-Dichlorobenzene	8.089	146	118074	19.4222	ug/l	81
83) Isopropylbenzene	7.001	105	156736	18.1002	ug/l	90
84) Cyclohexanone	7.091	55	11194	79.2734	ug/l	92
85) Camphene	7.181	93	39000	18.9779	ug/l	100
86) 1,2,3-Trichloropropane	7.217	75	70385	16.4848	ug/l	92
87) 2-Chlorotoluene	7.320	91	105116	16.9302	ug/l	93
88) p-Ethyltoluene	7.314	105	187550	19.0811	ug/l	88
89) 4-Chlorotoluene	7.386	91	109484	17.1556	ug/l	87
90) n-Propylbenzene	7.247	91	199091	17.7755	ug/l	96
91) Bromobenzene	7.217	77	110978	16.4924	ug/l	70
92) 1,3,5-Trimethylbenzene	7.344	105	132633	18.1320	ug/l	84
93) Butyl methacrylate	7.362	41	64739	14.2591	ug/l	59
94) t-Butylbenzene	7.560	119	126386	18.9725	ug/l	77
95) 1,2,4-Trimethylbenzene	7.584	105	148860	18.3562	ug/l	88
96) sec-Butylbenzene	7.692	105	144663	18.3262	ug/l	94
97) 4-Isopropyltoluene	7.770	119	125151	20.0236	ug/l	86
98) n-Butylbenzene	8.035	91	124859	18.2686	ug/l	92
99) p-Diethylbenzene	8.017	119	60488	18.1023	ug/l	84
100) 1,2,4,5-Tetramethylben...	8.521	119	101860	18.2027	ug/l	86
101) 1,2-Dibromo-3-Chloropr...	8.587	157	19354	19.9035	ug/l	35
102) Camphor	9.068	95	42296	165.1415	ug/l	91
103) Hexachlorobutadiene	9.212	225	58873	17.7490	ug/l	95
104) 1,2,4-Trichlorobenzene	9.122	180	106747	22.4910	ug/l	88
105) 1,2,3-Trichlorobenzene	9.459	180	94032	18.8848	ug/l	93
106) Naphthalene	9.303	128	139448	15.4868	ug/l	100

(#) = qualifier out of range (m) = manual integration (+) = signals summed

SampleID : CAL @ 5 PPB
Data File: 3M93055.D
Acq On : 05/26/11 08:57

Operator : WP
Sam Mult : 1 Vial# : 6
Misc : A,5ML

Qt Meth : 3M_A0526.M
Qt On : 05/26/11 09:26
Qt Upd On: 05/26/11 09:06

Data Path : G:\GcMsData\2011\GCMS_3\Data\05-26-11\
Qt Path : G:\GcMsData\2011\GCMS_3\MethodQt\
Qt Resp Via : Initial Calibration

Compound	R.T.	QIon	Response	Conc	Units	Dev(Min)

Internal Standards						
4) Fluorobenzene	4.573	96	305233	30.00	ug/l	0.00
51) Chlorobenzene-d5	6.406	117	218583	30.00	ug/l	0.00
69) 1,4-Dichlorobenzene-d4	7.824	152	137072	30.00	ug/l	0.00
System Monitoring Compounds						
36) Dibromofluoromethane	4.135	111	97712	31.04	ug/l	0.00
Spiked Amount 30.000			Recovery	=	103.47%	
38) 1,2-Dichloroethane-d4	4.369	67	59040	30.50	ug/l	0.01
Spiked Amount 30.000			Recovery	=	101.67%	
65) Toluene-d8	5.535	98	282590	31.52	ug/l	0.00
Spiked Amount 30.000			Recovery	=	105.07%	
75) Bromofluorobenzene	7.109	174	135149	30.26	ug/l	0.01
Spiked Amount 30.000			Recovery	=	100.87%	
Target Compounds						
						Qvalue
5) Chlorodifluoromethane	1.291	51	26607	4.4290	ug/l	90
6) Dichlorodifluoromethane	1.275	85	13935	3.3885	ug/l	84
7) Chloromethane	1.408	50	18906	5.3735	ug/l	78
8) Bromomethane	1.725	94	6029	3.2589	ug/l	75
9) Vinyl Chloride	1.492	62	9572	3.1506	ug/l	95
10) Chloroethane	1.808	64	5992	3.7783	ug/l	84
11) Trichlorofluoromethane	1.992	101	13599	4.0726	ug/l	83
12) Ethyl ether	2.212	59	5789	3.5547	ug/l	91
13) Furan	2.236	39	16240	3.5469	ug/l	84
14) 1,1,2-Trichloro-1,2,2-...	2.374	101	8167	4.0611	ug/l	90
15) Methylene Chloride	2.752	84	13104	4.4627	ug/l	91
16) Acrolein	2.314	56	11029	20.9124	ug/l	96
17) Acrylonitrile	2.957	53	5559	4.4556	ug/l	87
18) Iodomethane	2.506	142	8377	2.1582	ug/l	87
19) Acetone	2.440	43	20780	16.6592	ug/l	87
20) Carbon Disulfide	2.554	76	17800	2.0894	ug/l	100
21) t-Butyl Alcohol	2.867	59	2235	14.7063	ug/l	97
22) n-Hexane	3.173	57	5857	2.8668	ug/l	94
23) Di-isopropyl-ether	3.359	45	35437	3.3680	ug/l	75
24) 1,1-Dichloroethene	2.380	61	17703	3.8298	ug/l	95
25) Methyl Acetate	2.680	43	14748	3.0673	ug/l	100
26) Methyl-t-butyl ether	2.969	73	11317	2.2570	ug/l	55
27) 1,1-Dichloroethane	3.305	63	20452	3.8493	ug/l	85
28) trans-1,2-Dichloroethene	2.969	96	8197	3.2780	ug/l	99
29) cis-1,2-Dichloroethene	3.786	61	17021	3.8140	ug/l	98
30) Bromochloromethane	3.972	49	13793	4.2617	ug/l	76
31) 2,2-Dichloropropane	3.792	77	9434	4.0216	ug/l	91
32) Ethyl acetate	3.840	43	14853	3.5806	ug/l	91
33) 1,4-Dioxane	5.024	88	5851	163.3498	ug/l	89
34) 1,1-Dichloropropene	4.261	75	14834	3.9551	ug/l	92
35) Chloroform	4.020	83	21422	4.1145	ug/l	70
37) Cyclohexane	4.189	56	11247	3.2117	ug/l	89
39) 1,2-Dichloroethane	4.417	62	21908	4.4177	ug/l	80
40) 2-Butanone	3.804	43	3312	1.9306	ug/l	92
41) 1,1,1-Trichloroethane	4.153	97	15696	3.8851	ug/l	93
42) Carbon Tetrachloride	4.267	117	14337	4.1849	ug/l	97
43) Vinyl Acetate	3.353	43	28013	3.3987	ug/l	100
44) Bromodichloromethane	5.102	83	19909	4.5134	ug/l	90
45) Methylcyclohexane	4.916	83	8268	3.3850	ug/l	88
46) Dibromomethane	5.018	174	13341	4.7219	ug/l	90
47) 1,2-Dichloropropane	4.940	63	13287	4.0070	ug/l	84
48) Trichloroethene	4.796	130	12043	4.0054	ug/l	96
49) Benzene	4.405	78	44186	3.8052	ug/l	100
50) tert-Amyl methyl ether	4.465	73	12792	3.4081	ug/l	63
52) Iso-propylacetate	4.429	43	19556	3.1936	ug/l	84
53) Methyl methacrylate	4.994	41	13380	4.0973	ug/l	97
54) Dibromochloromethane	6.057	129	16197	4.8280	ug/l	85
55) 2-Chloroethylvinylether	5.276	63	7129	4.0181	ug/l	73
56) cis-1,3-Dichloropropene	5.372	75	14098	3.7526	ug/l	98
57) trans-1,3-Dichloropropene	5.703	75	9871	3.0309	ug/l	96
58) Ethyl methacrylate	5.733	41	13631	3.9241	ug/l	92
59) 1,1,2-Trichloroethane	5.811	97	11721	4.8370	ug/l	83
60) 1,2-Dibromoethane	6.142	107	12043	4.0025	ug/l	84
61) 1,3-Dichloropropane	5.919	76	20697	4.7083	ug/l	89
62) 4-Methyl-2-Pentanone	5.463	43	14870	4.2024	ug/l	87
63) 2-Hexanone	5.949	43	8887	3.6799	ug/l	96
64) Tetrachloroethene	5.907	164	11279	4.9564	ug/l	94
66) Toluene	5.577	92	25286	4.2553	ug/l	99
67) 1,1,1,2-Tetrachloroethane	6.466	133	12294	4.9207	ug/l	# 35

Quantitation Report (QT Reviewed)

SampleID : CAL @ 5 PPB
 Data File: 3M93055.D
 Acq On : 05/26/11 08:57

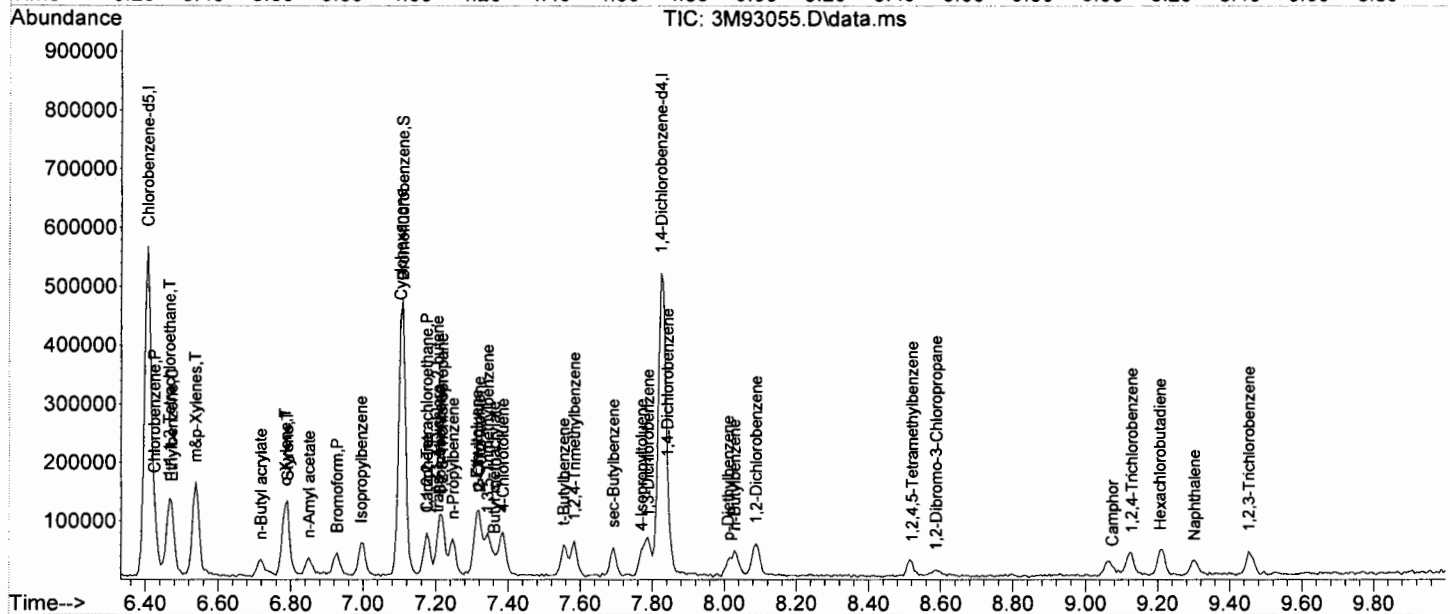
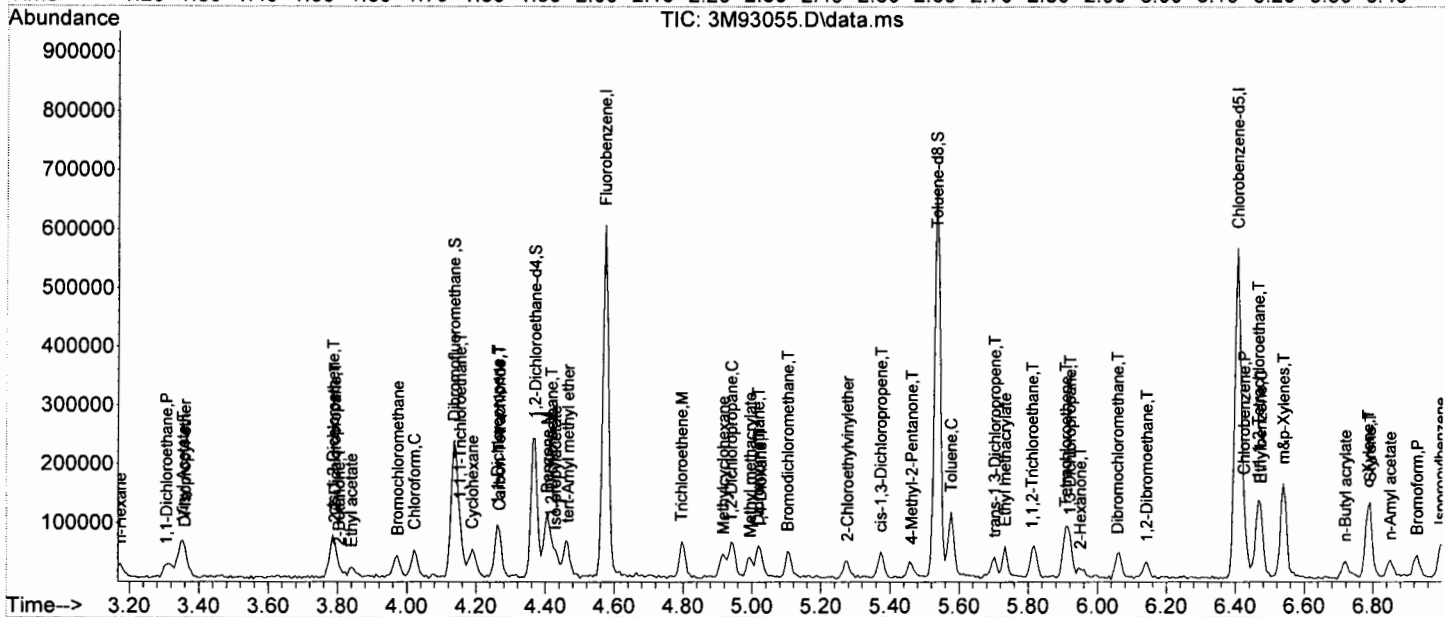
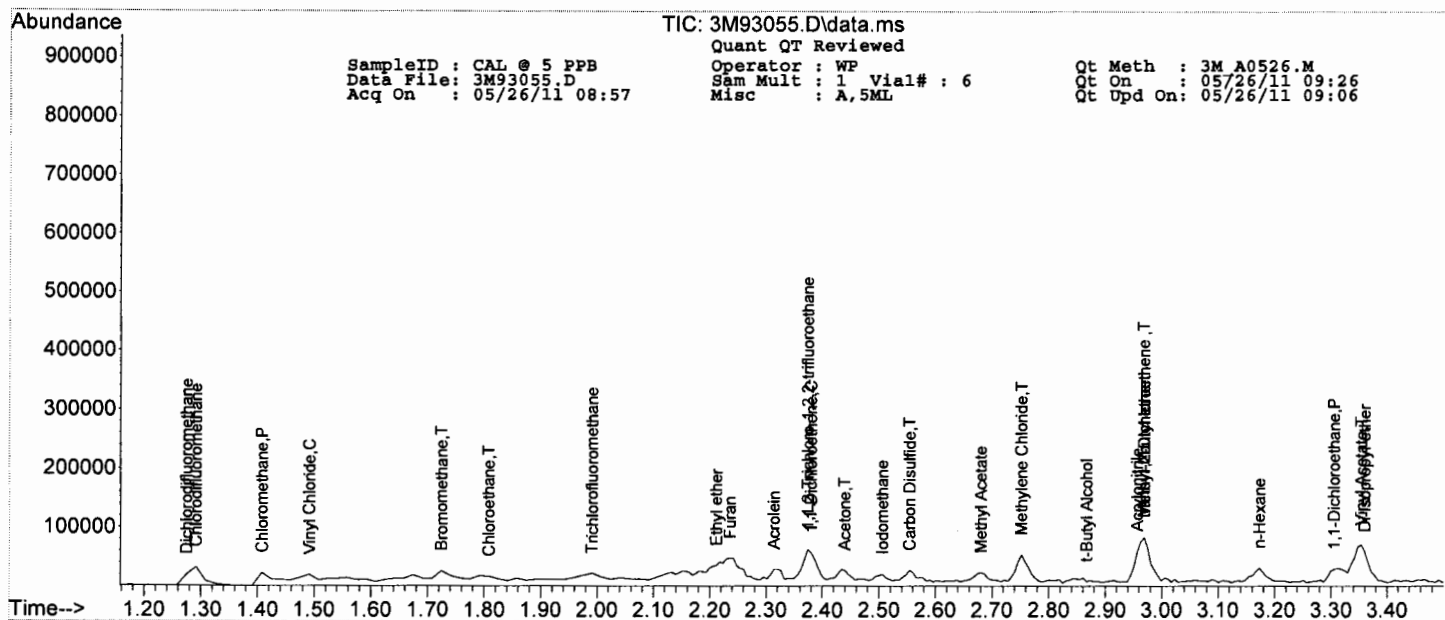
Operator : WP
 Sam Mult : 1 Vial# : 6
 Misc : A.5ML

Qt Meth : 3M_A0526.M
 Qt On : 05/26/11 09:26
 Qt Upd On: 05/26/11 09:06

Data Path : G:\GcMsData\2011\GCMS_3\Data\05-26-11\
 Qt Path : G:\GcMsData\2011\GCMS_3\MethodQt\
 Qt Resp Via : Initial Calibration

Compound	R.T.	QIon	Response	Conc	Units	Dev(Min)
68) Chlorobenzene	6.424	112	29557	4.4771	ug/l	86
70) n-Butyl acrylate	6.718	55	14545	2.9334	ug/l	90
71) n-Amyl acetate	6.851	43	13314	2.6107	ug/l	81
72) Bromoform	6.929	173	13902	4.7409	ug/l	99
73) Ethylbenzene	6.472	106	9940	4.2627	ug/l	88
74) 1,1,2,2-Tetrachloroethane	7.175	83	15079	4.2869	ug/l	86
76) Styrene	6.791	104	25069	4.2112	ug/l	83
77) m&p-Xylenes	6.538	106	31529	8.9859	ug/l	78
78) o-Xylene	6.785	106	14689	4.2331	ug/l	52
79) trans-1,4-Dichloro-2-b...	7.205	53	4998	3.4519	ug/l	96
80) 1,3-Dichlorobenzene	7.788	146	23350	4.5494	ug/l	77
81) 1,4-Dichlorobenzene	7.842	146	25862	4.6076	ug/l	89
82) 1,2-Dichlorobenzene	8.089	146	21935	4.1116	ug/l	82
83) Isopropylbenzene	6.995	105	26597	3.5001	ug/l	93
84) Cyclohexanone	7.103	55	1796	14.4937	ug/l #	63
85) Camphene	7.175	93	6031	3.3443	ug/l	90
86) 1,2,3-Trichloropropane	7.217	75	15215	4.0607	ug/l	93
87) 2-Chlorotoluene	7.319	91	24184	4.4386	ug/l	97
88) p-Ethyltoluene	7.313	105	34926	4.0492	ug/l	81
89) 4-Chlorotoluene	7.385	91	24248	4.3297	ug/l	91
90) n-Propylbenzene	7.247	91	35395	3.6012	ug/l	94
91) Bromobenzene	7.211	77	25008	4.2350	ug/l	79
92) 1,3,5-Trimethylbenzene	7.343	105	24243	3.7767	ug/l	85
93) Butyl methacrylate	7.361	41	12175	3.0558	ug/l	86
94) t-Butylbenzene	7.554	119	20393	3.4885	ug/l	79
95) 1,2,4-Trimethylbenzene	7.584	105	24671	3.4667	ug/l	94
96) sec-Butylbenzene	7.692	105	24539	3.5424	ug/l	97
97) 4-Isopropyltoluene	7.770	119	17658	3.2194	ug/l	83
98) n-Butylbenzene	8.028	91	18327	3.0557	ug/l	89
99) p-Diethylbenzene	8.010	119	7954	2.7126	ug/l #	2
100) 1,2,4,5-Tetramethylben...	8.521	119	11258	2.2926	ug/l	78
101) 1,2-Dibromo-3-Chloropr...	8.587	157	3366	3.9446	ug/l	25
102) Camphor	9.074	95	4722	21.0093	ug/l	95
103) Hexachlorobutadiene	9.206	225	10166	3.4925	ug/l	82
104) 1,2,4-Trichlorobenzene	9.128	180	15705	3.7707	ug/l	92
105) 1,2,3-Trichlorobenzene	9.453	180	16317	3.7343	ug/l	94
106) Naphthalene	9.302	128	22015	2.7861	ug/l	100

(#) = qualifier out of range (m) = manual integration (+) = signals summed



SampleID : CAL @ 10 PPB
Data File: 3M93061.D
Acq On : 05/26/11 10:35

Operator : WP
Sam Mult : 1 Vial# : 12
Misc : A,5ML

Qt Meth : 3M_A0526.M
Qt On : 05/26/11 10:45
Qt Upd On: 05/26/11 09:26

Data Path : G:\GcMsData\2011\GCMS_3\Data\05-26-11\
Qt Path : G:\GcMsData\2011\GCMS_3\MethodQt\
Qt Resp Via : Initial Calibration

Compound	R.T.	QIon	Response	Conc	Units	Dev(Min)

Internal Standards						
4) Fluorobenzene	4.574	96	306362	30.00	ug/l	0.00
51) Chlorobenzene-d5	6.407	117	220083	30.00	ug/l	0.00
69) 1,4-Dichlorobenzene-d4	7.831	152	155307	30.00	ug/l	0.01
System Monitoring Compounds						
36) Dibromofluoromethane	4.135	111	93700	29.66	ug/l	0.00
Spiked Amount 30.000			Recovery	=	98.87%	
38) 1,2-Dichloroethane-d4	4.369	67	54558	28.08	ug/l	0.01
Spiked Amount 30.000			Recovery	=	93.60%	
65) Toluene-d8	5.535	98	284973	31.57	ug/l	0.00
Spiked Amount 30.000			Recovery	=	105.23%	
75) Bromofluorobenzene	7.110	174	162777	32.17	ug/l	0.01
Spiked Amount 30.000			Recovery	=	107.23%	
Target Compounds						
						Qvalue
5) Chlorodifluoromethane	1.293	51	45940	7.6190	ug/l	99
6) Dichlorodifluoromethane	1.277	85	27265	6.6055	ug/l	90
7) Chloromethane	1.410	50	29343	8.3093	ug/l	85
8) Bromomethane	1.727	94	13644	7.3479	ug/l	95
9) Vinyl Chloride	1.493	62	16028	5.2561	ug/l	93
10) Chloroethane	1.810	64	9706	6.0976	ug/l	87
11) Trichlorofluoromethane	1.993	101	25997	7.7569	ug/l	90
12) Ethyl ether	2.218	59	11471	7.0177	ug/l	98
13) Furan	2.236	39	31773	6.9138	ug/l	80
14) 1,1,2-Trichloro-1,2,2-...	2.374	101	17002	8.4233	ug/l	98
15) Methylene Chloride	2.759	84	23196	7.8706	ug/l	89
16) Acrolein	2.320	56	22581	42.6588	ug/l	96
17) Acrylonitrile	2.963	53	11973	9.5611	ug/l	88
18) Iodomethane	2.513	142	20054	5.1474	ug/l	92
19) Acetone	2.441	43	40994	32.7435	ug/l	86
20) Carbon Disulfide	2.555	76	42902	5.0173	ug/l	100
21) t-Butyl Alcohol	2.855	59	5624	36.8696	ug/l	66
22) n-Hexane	3.174	57	16609	8.0996	ug/l	86
23) Di-isopropyl-ether	3.354	45	79772	7.5536	ug/l	88
24) 1,1-Dichloroethene	2.380	61	36675	7.9049	ug/l	95
25) Methyl Acetate	2.681	43	27442	5.6864	ug/l	100
26) Methyl-t-butyl ether	2.969	73	30610	6.0821	ug/l	85
27) 1,1-Dichloroethane	3.318	63	38916	7.2975	ug/l	88
28) trans-1,2-Dichloroethene	2.969	96	19754	7.8706	ug/l	98
29) cis-1,2-Dichloroethene	3.793	61	37606	8.3955	ug/l	87
30) Bromochloromethane	3.973	49	27186	8.3688	ug/l	68
31) 2,2-Dichloropropane	3.793	77	19149	8.1328	ug/l	86
32) Ethyl acetate	3.841	43	32451	7.7942	ug/l	99
33) 1,4-Dioxane	5.024	88	14342	398.9282	ug/l	86
34) 1,1-Dichloropropene	4.261	75	32332	8.5888	ug/l	88
35) Chloroform	4.027	83	41105	7.8659	ug/l	85
37) Cyclohexane	4.189	56	28620	8.1427	ug/l	87
39) 1,2-Dichloroethane	4.417	62	39942	8.0245	ug/l	98
40) 2-Butanone	3.811	43	10044	5.8332	ug/l	91
41) 1,1,1-Trichloroethane	4.153	97	31772	7.8353	ug/l	95
42) Carbon Tetrachloride	4.267	117	28620	8.3232	ug/l	85
43) Vinyl Acetate	3.354	43	55863	6.7527	ug/l	100
44) Bromodichloromethane	5.109	83	34824	7.8656	ug/l	88
45) Methylcyclohexane	4.922	83	21608	8.8138	ug/l	87
46) Dibromomethane	5.024	174	27480	9.6904	ug/l	86
47) 1,2-Dichloropropane	4.946	63	28914	8.6877	ug/l	86
48) Trichloroethene	4.802	130	27423	9.0871	ug/l	89
49) Benzene	4.405	78	90250	7.7435	ug/l	100
50) tert-Amyl methyl ether	4.466	73	27551	7.3132	ug/l	47
52) Iso-propylacetate	4.436	43	44760	7.2598	ug/l	83
53) Methyl methacrylate	4.994	41	31113	9.4627	ug/l	98
54) Dibromochloromethane	6.064	129	29994	8.8796	ug/l	93
55) 2-Chloroethylvinylether	5.277	63	16845	9.4295	ug/l	70
56) cis-1,3-Dichloropropene	5.373	75	31255	8.2627	ug/l	89
57) trans-1,3-Dichloropropene	5.703	75	26953	8.2196	ug/l	96
58) Ethyl methacrylate	5.733	41	29757	8.5082	ug/l	78
59) 1,1,2-Trichloroethane	5.818	97	24796	10.1630	ug/l	82
60) 1,2-Dibromoethane	6.142	107	25334	8.3623	ug/l	81
61) 1,3-Dichloropropane	5.920	76	40825	9.2238	ug/l	94
62) 4-Methyl-2-Pentanone	5.457	43	38781	10.8851	ug/l	88
63) 2-Hexanone	5.950	43	22934	9.4317	ug/l	89
64) Tetrachloroethene	5.908	164	24274	10.5941	ug/l	97
66) Toluene	5.577	92	53829	8.9970	ug/l	98
67) 1,1,1,2-Tetrachloroethane	6.467	133	21965	8.7317	ug/l	64

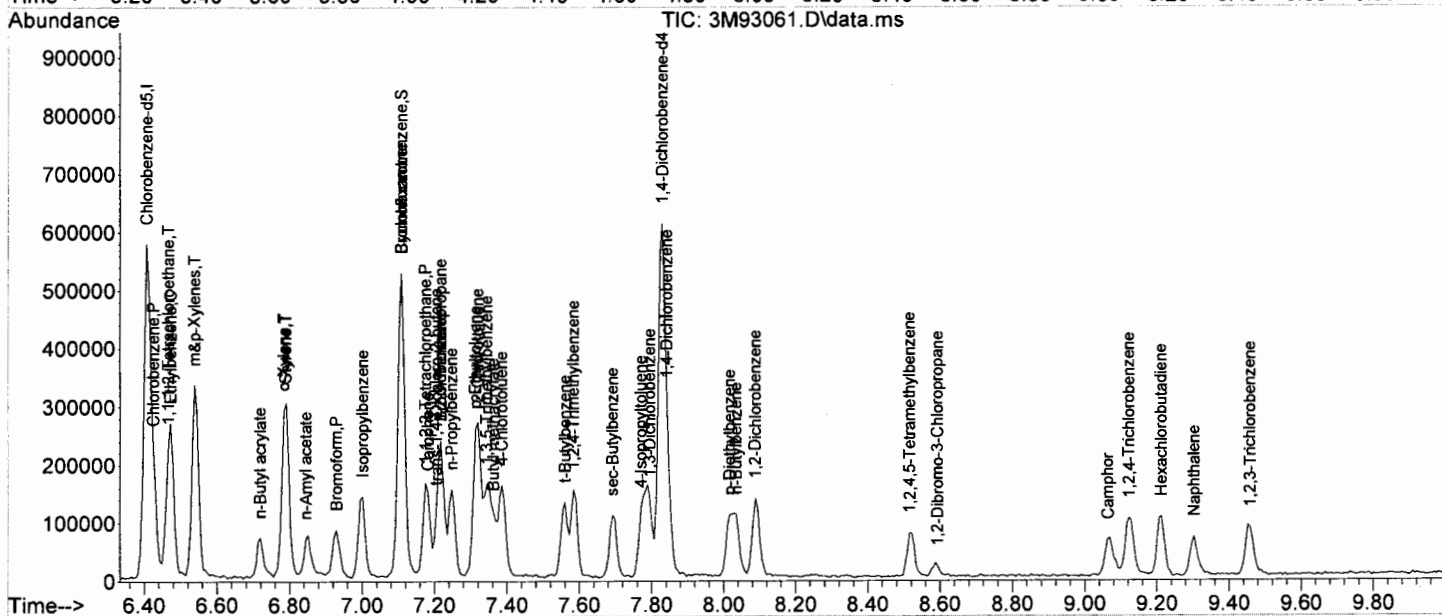
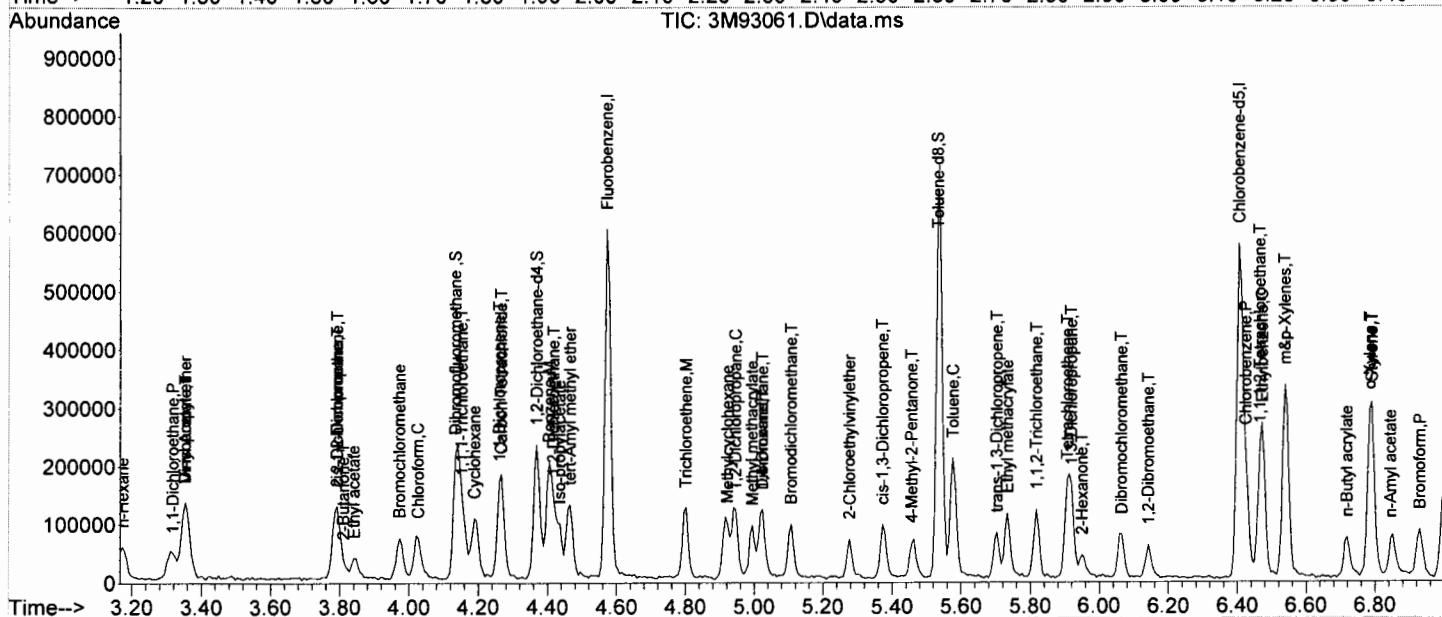
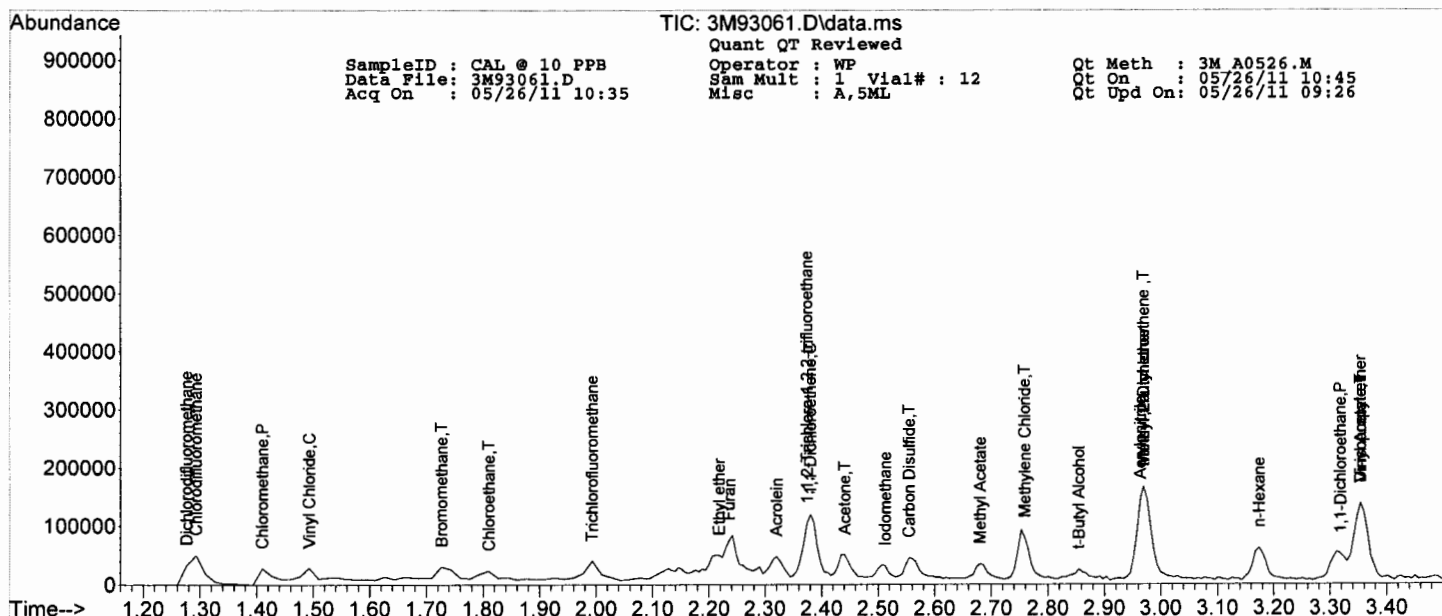
Quantitation Report (QT Reviewed)

SampleID : CAL @ 10 PPB Operator : WP Qt Meth : 3M_A0526.M
 Data File: 3M93061.D Sam Mult : 1 Vial# : 12 Qt On : 05/26/11 10:45
 Acq On : 05/26/11 10:35 Misc : A,5ML Qt Upd On: 05/26/11 09:26

Data Path : G:\GcMsData\2011\GCMS_3\Data\05-26-11\
 Qt Path : G:\GcMsData\2011\GCMS_3\MethodQt\
 Qt Resp Via : Initial Calibration

Compound	R.T.	QIon	Response	Conc	Units	Dev(Min)
68) Chlorobenzene	6.425	112	64786	9.7465	ug/l	98
70) n-Butyl acrylate	6.719	55	36740	6.5397	ug/l	93
71) n-Amyl acetate	6.845	43	33942	5.8742	ug/l	87
72) Bromoform	6.929	173	30120	9.0656	ug/l	98
73) Ethylbenzene	6.473	106	23640	8.9475	ug/l	73
74) 1,1,2,2-Tetrachloroethane	7.176	83	31541	7.9141	ug/l	95
76) Styrene	6.791	104	57671	8.5504	ug/l	92
77) m&p-Xylenes	6.539	106	65082	16.3709	ug/l	96
78) o-Xylene	6.785	106	36115	9.1856	ug/l	59
79) trans-1,4-Dichloro-2-b...	7.206	53	15375	9.3721	ug/l	84
80) 1,3-Dichlorobenzene	7.795	146	57750	9.9307	ug/l	77
81) 1,4-Dichlorobenzene	7.843	146	62360	9.8056	ug/l	87
82) 1,2-Dichlorobenzene	8.089	146	54232	8.9720	ug/l	78
83) Isopropylbenzene	7.001	105	69184	8.0354	ug/l	93
84) Cyclohexanone	7.110	55	4897	34.8786	ug/l	81
85) Camphene	7.182	93	18642	9.1235	ug/l	94
86) 1,2,3-Trichloropropane	7.218	75	33020	7.7780	ug/l	96
87) 2-Chlorotoluene	7.320	91	51784	8.3883	ug/l	88
88) p-Ethyltoluene	7.314	105	87552	8.9586	ug/l	85
89) 4-Chlorotoluene	7.386	91	51680	8.1445	ug/l	91
90) n-Propylbenzene	7.248	91	89275	8.0165	ug/l	94
91) Bromobenzene	7.218	77	52532	7.8516	ug/l	78
92) 1,3,5-Trimethylbenzene	7.344	105	60207	8.2780	ug/l	79
93) Butyl methacrylate	7.362	41	29525	6.5404	ug/l	72
94) t-Butylbenzene	7.560	119	54343	8.2046	ug/l	76
95) 1,2,4-Trimethylbenzene	7.584	105	66322	8.2253	ug/l	87
96) sec-Butylbenzene	7.692	105	63365	8.0733	ug/l	96
97) 4-Isopropyltoluene	7.771	119	52570	8.4593	ug/l	86
98) n-Butylbenzene	8.035	91	56615	8.3311	ug/l	89
99) p-Diethylbenzene	8.017	119	25486	7.6710	ug/l #	2
100) 1,2,4,5-Tetramethylben...	8.516	119	37210	6.6877	ug/l	83
101) 1,2-Dibromo-3-Chloropr...	8.594	157	7974	8.2475	ug/l	38
102) Camphor	9.063	95	14359	56.3856	ug/l	99
103) Hexachlorobutadiene	9.213	225	26573	8.0572	ug/l	91
104) 1,2,4-Trichlorobenzene	9.123	180	45579	9.6584	ug/l	86
105) 1,2,3-Trichlorobenzene	9.459	180	42671	8.6190	ug/l	96
106) Naphthalene	9.303	128	56286	6.2869	ug/l	100

(#) = qualifier out of range (m) = manual integration (+) = signals summed



SampleID : CAL @ 50 PPB Operator : WP Qt Meth : 3M_A0526.M
 Data File: 3M93059.D Sam Mult : 1 Vial# : 10 Qt On : 05/26/11 10:18
 Acq On : 05/26/11 10:02 Misc : A,5ML Qt Upd On: 05/26/11 09:26

Data Path : G:\GcMsData\2011\GCMS_3\Data\05-26-11\
 Qt Path : G:\GcMsData\2011\GCMS_3\MethodQt\
 Qt Resp Via : Initial Calibration

Compound	R.T.	QIon	Response	Conc	Units	Dev(Min)
Internal Standards						
4) Fluorobenzene	4.573	96	327780	30.00	ug/l	0.00
51) Chlorobenzene-d5	6.406	117	228645	30.00	ug/l	0.00
69) 1,4-Dichlorobenzene-d4	7.830	152	159868	30.00	ug/l	0.01
System Monitoring Compounds						
36) Dibromofluoromethane	4.140	111	94534	27.97	ug/l	0.01
Spiked Amount 30.000			Recovery =	93.23%		
38) 1,2-Dichloroethane-d4	4.369	67	56255	27.06	ug/l	0.01
Spiked Amount 30.000			Recovery =	90.20%		
65) Toluene-d8	5.534	98	320062	34.13	ug/l	0.00
Spiked Amount 30.000			Recovery =	113.77%		
75) Bromofluorobenzene	7.109	174	166414	31.95	ug/l	0.01
Spiked Amount 30.000			Recovery =	106.50%		
Target Compounds						
						Qvalue
5) Chlorodifluoromethane	1.291	51	268041	41.5492	ug/l	88
6) Dichlorodifluoromethane	1.291	85	136498	30.9085	ug/l	91
7) Chloromethane	1.408	50	147077	38.9274	ug/l	83
8) Bromomethane	1.725	94	66034	33.2386	ug/l	87
9) Vinyl Chloride	1.491	62	105431	32.3151	ug/l	94
10) Chloroethane	1.808	64	54073	31.7505	ug/l	88
11) Trichlorofluoromethane	1.991	101	148577	41.4350	ug/l	84
12) Ethyl ether	2.217	59	65958	37.7147	ug/l	98
13) Furan	2.241	39	177856	36.1724	ug/l	83
14) 1,1,2-Trichloro-1,2,2-...	2.374	101	96093	44.4965	ug/l	93
15) Methylene Chloride	2.752	84	131999	41.8618	ug/l	84
16) Acrolein	2.320	56	146401	258.5006	ug/l	98
17) Acrylonitrile	2.962	53	66354	49.5252	ug/l	99
18) Iodomethane	2.506	142	113077	27.1280	ug/l	93
19) Acetone	2.440	43	240726	179.7135	ug/l	92
20) Carbon Disulfide	2.560	76	218590	23.8934	ug/l	100
21) t-Butyl Alcohol	2.854	59	32414	198.6132	ug/l	97
22) n-Hexane	3.173	57	110191	50.2246	ug/l	78
23) Di-isopropyl-ether	3.353	45	512251	45.3358	ug/l	86
24) 1,1-Dichloroethene	2.380	61	207945	41.8914	ug/l	98
25) Methyl Acetate	2.680	43	182276	35.3026	ug/l	100
26) Methyl-t-butyl ether	2.974	73	187024	34.7329	ug/l	88
27) 1,1-Dichloroethane	3.311	63	247791	43.4294	ug/l	94
28) trans-1,2-Dichloroethene	2.968	96	116512	43.3887	ug/l	94
29) cis-1,2-Dichloroethene	3.792	61	216375	45.1493	ug/l	88
30) Bromochloromethane	3.972	49	154344	44.4081	ug/l	74
31) 2,2-Dichloropropane	3.792	77	108979	43.2605	ug/l	92
32) Ethyl acetate	3.840	43	188202	42.2492	ug/l	97
33) 1,4-Dioxane	5.024	88	114091	2966.1210	ug/l	78
34) 1,1-Dichloropropene	4.266	75	188209	46.7296	ug/l	93
35) Chloroform	4.026	83	247716	44.3059	ug/l	87
37) Cyclohexane	4.188	56	199516	53.0555	ug/l	82
39) 1,2-Dichloroethane	4.417	62	222429	41.7670	ug/l	91
40) 2-Butanone	3.804	43	79162	42.9704	ug/l	90
41) 1,1,1-Trichloroethane	4.158	97	181869	41.9202	ug/l	95
42) Carbon Tetrachloride	4.266	117	156538	42.5494	ug/l	98
43) Vinyl Acetate	3.353	43	344617	38.9349	ug/l	100
44) Bromodichloromethane	5.108	83	216437	45.6915	ug/l	96
45) Methylcyclohexane	4.915	83	133937	51.0625	ug/l	95
46) Dibromomethane	5.018	174	152615	50.3009	ug/l	92
47) 1,2-Dichloropropane	4.945	63	168077	47.2014	ug/l	96
48) Trichloroethene	4.801	130	149400	46.2713	ug/l	92
49) Benzene	4.405	78	518712	41.5979	ug/l	100
50) tert-Amyl methyl ether	4.465	73	166622	41.3387	ug/l	49
52) Iso-propylacetate	4.435	43	324392	50.6444	ug/l	85
53) Methyl methacrylate	4.994	41	217737	63.7424	ug/l	98
54) Dibromochloromethane	6.063	129	196933	56.1183	ug/l	96
55) 2-Chloroethylvinylether	5.276	63	124087	66.8603	ug/l	79
56) cis-1,3-Dichloropropene	5.372	75	228191	58.0667	ug/l	88
57) trans-1,3-Dichloropropene	5.703	75	192923	56.6309	ug/l	98
58) Ethyl methacrylate	5.733	41	223778	61.5871	ug/l	86
59) 1,1,2-Trichloroethane	5.817	97	139367	54.9827	ug/l	89
60) 1,2-Dibromoethane	6.141	107	165966	52.7310	ug/l	95
61) 1,3-Dichloropropane	5.919	76	246292	53.5622	ug/l	94
62) 4-Methyl-2-Pentanone	5.456	43	258338	69.7951	ug/l	99
63) 2-Hexanone	5.949	43	180741	71.5474	ug/l	94
64) Tetrachloroethene	5.907	164	142211	59.7420	ug/l	97
66) Toluene	5.576	92	337160	54.2430	ug/l	96
67) 1,1,1,2-Tetrachloroethane	6.466	133	136067	52.0648	ug/l	64

Quantitation Report (QT Reviewed)

SampleID : CAL @ 50 PPB
 Data File: 3M93059.D
 Acq On : 05/26/11 10:02

Operator : WP
 Sam Mult : 1 Vial# : 10
 Misc : A,5ML

Qt Meth : 3M_A0526.M
 Qt On : 05/26/11 10:18
 Qt Upd On: 05/26/11 09:26

Data Path : G:\GcMsData\2011\GCMS_3\Data\05-26-11\
 Qt Path : G:\GcMsData\2011\GCMS_3\MethodQt\
 Qt Resp Via : Initial Calibration

Compound	R.T.	QIon	Response	Conc	Units	Dev(Min)
68) Chlorobenzene	6.424	112	363875	52.6918	ug/l	98
70) n-Butyl acrylate	6.718	55	298667	51.6456	ug/l	97
71) n-Amyl acetate	6.844	43	280435	47.1491	ug/l	90
72) Bromoform	6.928	173	197389	57.7159	ug/l	97
73) Ethylbenzene	6.472	106	134464	49.4413	ug/l	90
74) 1,1,2,2-Tetrachloroethane	7.175	83	188839	46.0306	ug/l	94
76) Styrene	6.790	104	360958	51.9896	ug/l	89
77) m&p-Xylenes	6.538	106	402775	98.4245	ug/l	90
78) o-Xylene	6.784	106	204266	50.4716	ug/l	76
79) trans-1,4-Dichloro-2-b...	7.205	53	87850	52.0227	ug/l	98
80) 1,3-Dichlorobenzene	7.788	146	322170	53.8198	ug/l	79
81) 1,4-Dichlorobenzene	7.842	146	335309	51.2204	ug/l	87
82) 1,2-Dichlorobenzene	8.088	146	330344	53.0919	ug/l	80
83) Isopropylbenzene	7.001	105	458507	51.7342	ug/l	91
84) Cyclohexanone	7.085	55	34165	236.3961	ug/l	88
85) Camphene	7.181	93	109450	52.0374	ug/l	99
86) 1,2,3-Trichloropropane	7.217	75	195360	44.7050	ug/l	93
87) 2-Chlorotoluene	7.319	91	296233	46.6169	ug/l	91
88) p-Ethyltoluene	7.313	105	523395	52.0276	ug/l	86
89) 4-Chlorotoluene	7.385	91	314146	48.0953	ug/l	88
90) n-Propylbenzene	7.247	91	564544	49.2475	ug/l	94
91) Bromobenzene	7.217	77	304601	44.2278	ug/l	75
92) 1,3,5-Trimethylbenzene	7.343	105	380837	50.8685	ug/l	91
93) Butyl methacrylate	7.361	41	211807	45.5809	ug/l	61
94) t-Butylbenzene	7.559	119	353795	51.8913	ug/l	77
95) 1,2,4-Trimethylbenzene	7.583	105	424606	51.1573	ug/l	86
96) sec-Butylbenzene	7.692	105	417863	51.7209	ug/l	95
97) 4-Isopropyltoluene	7.770	119	339864	53.1287	ug/l	85
98) n-Butylbenzene	8.034	91	358737	51.2836	ug/l	89
99) p-Diethylbenzene	8.010	119	172812	50.5307	ug/l	84
100) 1,2,4,5-Tetramethylben...	8.515	119	309484	54.0364	ug/l	90
101) 1,2-Dibromo-3-Chloropr...	8.587	157	53949	54.2074	ug/l	35
102) Camphor	9.062	95	137371	524.0451	ug/l	91
103) Hexachlorobutadiene	9.212	225	156228	46.0186	ug/l	98
104) 1,2,4-Trichlorobenzene	9.122	180	285924	58.8601	ug/l	90
105) 1,2,3-Trichlorobenzene	9.452	180	269417	52.8664	ug/l	93
106) Naphthalene	9.296	128	415014	45.0328	ug/l	100

(#) = qualifier out of range (m) = manual integration (+) = signals summed

SampleID : CAL @ 100 PPB
Data File: 3M93058.D
Acq On : 05/26/11 09:46

Operator : WP
Sam Mult : 1 Vial# : 9
Misc : A,5ML

Qt Meth : 3M_A0526.M
Qt On : 05/26/11 10:16
Qt Upd On: 05/26/11 09:26

Data Path : G:\GcMsData\2011\GCMS_3\Data\05-26-11\
Qt Path : G:\GcMsData\2011\GCMS_3\MethodQt\
Qt Resp Via : Initial Calibration

Compound	R.T.	QIon	Response	Conc	Units	Dev(Min)
Internal Standards						
4) Fluorobenzene	4.575	96	269165	30.00	ug/l	0.00
51) Chlorobenzene-d5	6.407	117	199227	30.00	ug/l	0.00
69) 1,4-Dichlorobenzene-d4	7.826	152	127169	30.00	ug/l	0.00
System Monitoring Compounds						
36) Dibromofluoromethane	4.136	111	81267	29.28	ug/l	0.00
Spiked Amount 30.000			Recovery =	97.60%		
38) 1,2-Dichloroethane-d4	4.370	67	48160	28.21	ug/l	0.01
Spiked Amount 30.000			Recovery =	94.03%		
65) Toluene-d8	5.536	98	257230	31.48	ug/l	0.00
Spiked Amount 30.000			Recovery =	104.93%		
75) Bromofluorobenzene	7.111	174	140042	33.80	ug/l	0.01
Spiked Amount 30.000			Recovery =	112.67%		
Target Compounds						
						Qvalue
5) Chlorodifluoromethane	1.298	51	496605	93.7424	ug/l	62
6) Dichlorodifluoromethane	1.282	85	423882m	116.8854	ug/l	
7) Chloromethane	1.415	50	264982	85.4065	ug/l	86
8) Bromomethane	1.732	94	123290	75.5730	ug/l	82
9) Vinyl Chloride	1.482	62	210982	78.7492	ug/l	99
10) Chloroethane	1.798	64	115440	82.5449	ug/l	90
11) Trichlorofluoromethane	1.982	101	308877	104.8974	ug/l	86
12) Ethyl ether	2.213	59	127259	88.6127	ug/l	91
13) Furan	2.237	39	368901	91.3654	ug/l	85
14) 1,1,2-Trichloro-1,2,2-...	2.375	101	205351	115.7963	ug/l	97
15) Methylene Chloride	2.754	84	269910	104.2389	ug/l	89
16) Acrolein	2.321	56	290925	625.5506	ug/l	99
17) Acrylonitrile	2.958	53	129421	117.6325	ug/l	96
18) Iodomethane	2.508	142	227220	66.3825	ug/l	96
19) Acetone	2.441	43	484020	440.0327	ug/l	94
20) Carbon Disulfide	2.556	76	450427m	59.9564	ug/l	
21) t-Butyl Alcohol	2.862	59	74236	553.9287	ug/l	85
22) n-Hexane	3.175	57	228985	127.0989	ug/l	76
23) Di-isopropyl-ether	3.355	45	1056667	113.8834	ug/l	86
24) 1,1-Dichloroethene	2.381	61	434504	106.5944	ug/l	97
25) Methyl Acetate	2.682	43	372224	87.7902	ug/l	100
26) Methyl-t-butyl ether	2.970	73	387362	87.6042	ug/l	89
27) 1,1-Dichloroethane	3.313	63	525700	112.2018	ug/l	99
28) trans-1,2-Dichloroethene	2.970	96	230949	104.7335	ug/l	94
29) cis-1,2-Dichloroethene	3.788	61	451070	114.6177	ug/l	86
30) Bromochloromethane	3.974	49	311780	109.2407	ug/l	77
31) 2,2-Dichloropropane	3.793	77	239283	115.6710	ug/l	95
32) Ethyl acetate	3.842	43	403334	110.2613	ug/l	98
33) 1,4-Dioxane	5.025	88	231808	7338.8796	ug/l	83
34) 1,1-Dichloropropene	4.262	75	382006	115.5009	ug/l	96
35) Chloroform	4.022	83	502838	109.5216	ug/l	87
37) Cyclohexane	4.190	56	400961	129.8431	ug/l	84
39) 1,2-Dichloroethane	4.418	62	455831	104.2342	ug/l	96
40) 2-Butanone	3.806	43	145836	96.4009	ug/l	100
41) 1,1,1-Trichloroethane	4.154	97	382409	107.3389	ug/l	93
42) Carbon Tetrachloride	4.268	117	323741	107.1607	ug/l	93
43) Vinyl Acetate	3.349	43	702926	96.7111	ug/l	100
44) Bromodichloromethane	5.109	83	437100	112.3695	ug/l	93
45) Methylcyclohexane	4.917	83	285077	132.3512	ug/l	96
46) Dibromomethane	5.019	174	289919	116.3641	ug/l	93
47) 1,2-Dichloropropane	4.941	63	339941	116.2556	ug/l	95
48) Trichloroethene	4.797	130	303545	114.4847	ug/l	93
49) Benzene	4.406	78	1073455	104.8316	ug/l	100
50) tert-Amyl methyl ether	4.461	73	334797	101.1509	ug/l	47
52) Iso-propylacetate	4.430	43	687465	123.1757	ug/l	88
53) Methyl methacrylate	4.989	41	454945	152.8511	ug/l	99
54) Dibromochloromethane	6.059	129	392218	128.2705	ug/l	93
55) 2-Chloroethylvinylether	5.272	63	255684	158.1099	ug/l	77
56) cis-1,3-Dichloropropene	5.374	75	492515	143.8341	ug/l	91
57) trans-1,3-Dichloropropene	5.698	75	428488	144.3516	ug/l	100
58) Ethyl methacrylate	5.734	41	462179	145.9808	ug/l	87
59) 1,1,2-Trichloroethane	5.819	97	284560	128.8409	ug/l	88
60) 1,2-Dibromoethane	6.143	107	334835	122.0932	ug/l	95
61) 1,3-Dichloropropane	5.921	76	488584	121.9441	ug/l	100
62) 4-Methyl-2-Pentanone	5.458	43	545436	169.1197	ug/l	98
63) 2-Hexanone	5.951	43	375179	170.4470	ug/l	92
64) Tetrachloroethene	5.909	164	277771	133.9205	ug/l	97
66) Toluene	5.578	92	659393	121.7491	ug/l	92
67) 1,1,1,2-Tetrachloroethane	6.468	133	267818	117.6102	ug/l	80

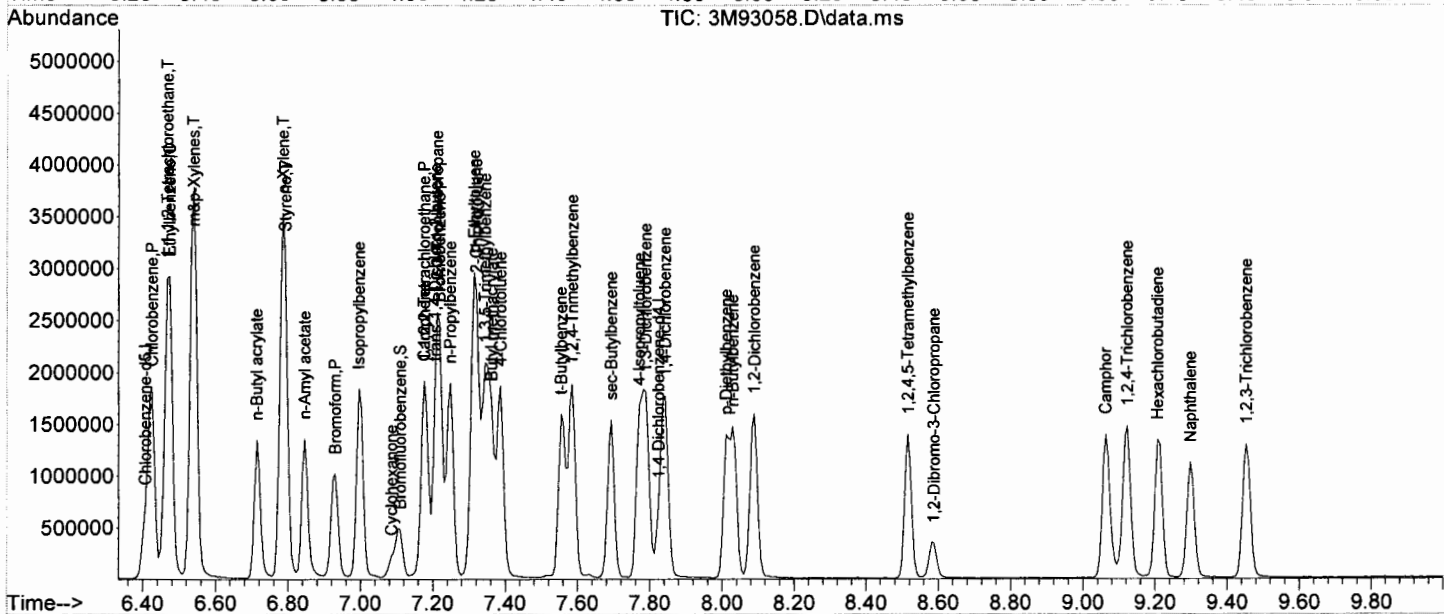
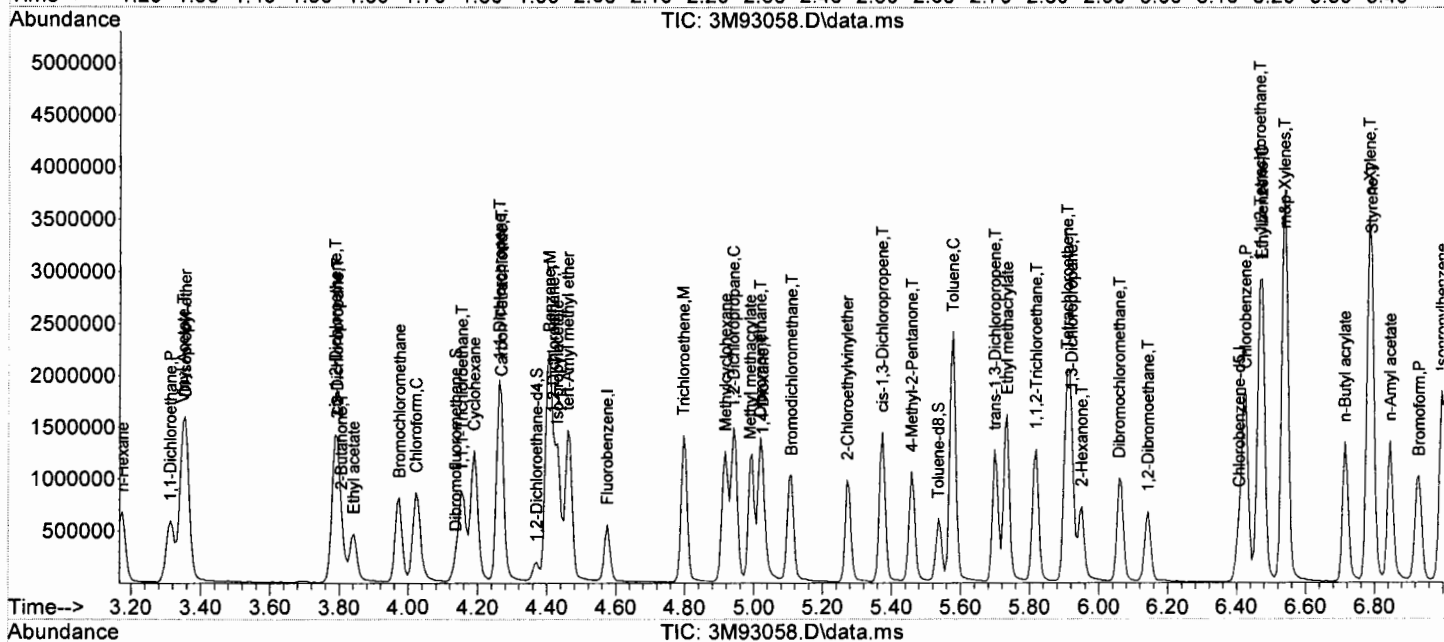
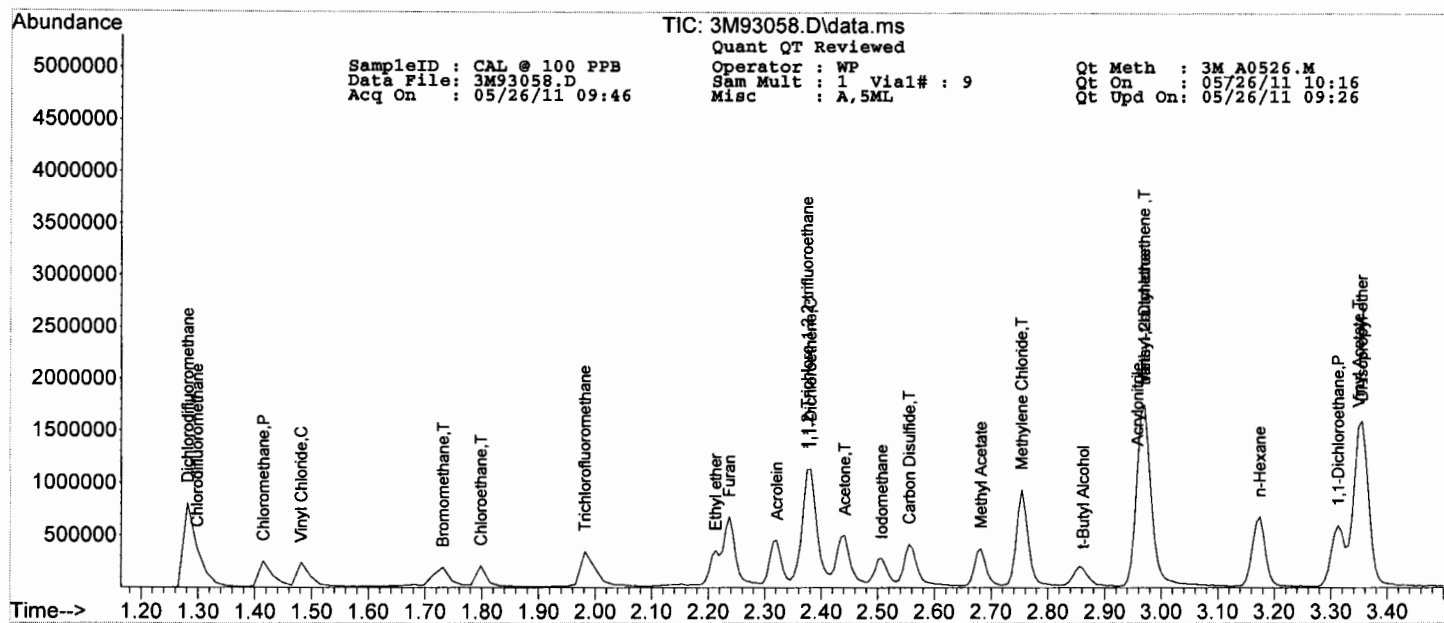
Quantitation Report (QT Reviewed)

SampleID : CAL @ 100 PPB Operator : WP Qt Meth : 3M_A0526.M
 Data File: 3M93058.D Sam Mult : 1 Vial# : 9 Qt On : 05/26/11 10:16
 Acq On : 05/26/11 09:46 Misc : A,5ML Qt Upd On: 05/26/11 09:26

Data Path : G:\GcMsData\2011\GCMS_3\Data\05-26-11\
 Qt Path : G:\GcMsData\2011\GCMS_3\MethodQt\
 Qt Resp Via : Initial Calibration

Compound	R.T.	QIon	Response	Conc	Units	Dev(Min)
68) Chlorobenzene	6.425	112	710265	118.0388	ug/l	98
70) n-Butyl acrylate	6.714	55	637371	138.5538	ug/l	96
71) n-Amyl acetate	6.846	43	591088	124.9319	ug/l	90
72) Bromoform	6.930	173	388559	142.8269	ug/l	91
73) Ethylbenzene	6.474	106	270912	125.2254	ug/l	84
74) 1,1,2,2-Tetrachloroethane	7.177	83	385148	118.0219	ug/l	92
76) Styrene	6.792	104	686379	124.2809	ug/l	87
77) m&p-Xylenes	6.540	106	761106	233.8116	ug/l	90
78) o-Xylene	6.786	106	395249	122.7727	ug/l	77
79) trans-1,4-Dichloro-2-b...	7.207	53	178054	132.5510	ug/l	99
80) 1,3-Dichlorobenzene	7.790	146	632978	132.9309	ug/l	80
81) 1,4-Dichlorobenzene	7.844	146	649188	124.6663	ug/l	88
82) 1,2-Dichlorobenzene	8.090	146	657860	132.9154	ug/l	81
83) Isopropylbenzene	6.996	105	936814	132.8819	ug/l	92
84) Cyclohexanone	7.086	55	70206	610.6797	ug/l	96
85) Camphene	7.177	93	214204	128.0287	ug/l	95
86) 1,2,3-Trichloropropane	7.213	75	401885	115.6118	ug/l	90
87) 2-Chlorotoluene	7.321	91	567840	112.3353	ug/l	93
88) p-Ethyltoluene	7.315	105	964131	120.4815	ug/l	84
89) 4-Chlorotoluene	7.387	91	629908	121.2351	ug/l	86
90) n-Propylbenzene	7.249	91	1147269	125.8150	ug/l	95
91) Bromobenzene	7.219	77	603061	110.0793	ug/l	80
92) 1,3,5-Trimethylbenzene	7.345	105	800930	134.4884	ug/l	92
93) Butyl methacrylate	7.363	41	426718	115.4420	ug/l	61
94) t-Butylbenzene	7.555	119	720370	132.8246	ug/l	77
95) 1,2,4-Trimethylbenzene	7.585	105	862833	130.6859	ug/l	89
96) sec-Butylbenzene	7.693	105	855101	133.0547	ug/l	97
97) 4-Isopropyltoluene	7.772	119	678745	133.3863	ug/l	86
98) n-Butylbenzene	8.030	91	740162	133.0176	ug/l	90
99) p-Diethylbenzene	8.012	119	373601	137.3314	ug/l	85
100) 1,2,4,5-Tetramethylben...	8.517	119	641916	140.8986	ug/l	88
101) 1,2-Dibromo-3-Chloropr...	8.589	157	115495	145.8876	ug/l	35
102) Camphor	9.063	95	293947	1409.6876	ug/l	94
103) Hexachlorobutadiene	9.208	225	345044	127.7702	ug/l	96
104) 1,2,4-Trichlorobenzene	9.124	180	588745	152.3624	ug/l	91
105) 1,2,3-Trichlorobenzene	9.454	180	556363	137.2439	ug/l	94
106) Naphthalene	9.298	128	896672	122.3152	ug/l	100

(#) = qualifier out of range (m) = manual integration (+) = signals summed



SampleID : CAL @ 250 PPB
Data File: 3M93057.D
Acq On : 05/26/11 09:30

Operator : WP
Sam Mult : 1 Vial# : 8
Misc : A,5ML

Qt Meth : 3M_A0526.M
Qt On : 05/26/11 09:49
Qt Upd On: 05/26/11 09:26

Data Path : G:\GcMsData\2011\GCMS_3\Data\05-26-11\
Qt Path : G:\GcMsData\2011\GCMS_3\MethodQt\
Qt Resp Via : Initial Calibration

Compound	R.T.	QIon	Response	Conc	Units	Dev(Min)
Internal Standards						
4) Fluorobenzene	4.574	96	338198	30.00	ug/l	0.00
51) Chlorobenzene-d5	6.407	117	239811	30.00	ug/l	0.00
69) 1,4-Dichlorobenzene-d4	7.825	152	144474	30.00	ug/l	0.00
System Monitoring Compounds						
36) Dibromofluoromethane	4.136	111	94876	27.20	ug/l	0.00
Spiked Amount 30.000			Recovery =	90.67%		
38) 1,2-Dichloroethane-d4	4.370	67	61138	28.50	ug/l	0.01
Spiked Amount 30.000			Recovery =	95.00%		
65) Toluene-d8	5.536	98	316378	32.16	ug/l	0.00
Spiked Amount 30.000			Recovery =	107.20%		
75) Bromofluorobenzene	7.110	174	171156	36.36	ug/l	0.01
Spiked Amount 30.000			Recovery =	121.20%		
Target Compounds						
5) Chlorodifluoromethane	1.292	51	1246802	187.3139	ug/l	83
6) Dichlorodifluoromethane	1.276	85	903304	198.2425	ug/l	86
7) Chloromethane	1.409	50	860023	220.6134	ug/l	78
8) Bromomethane	1.709	94	178306	86.9865	ug/l	90
9) Vinyl Chloride	1.492	62	553645	164.4674	ug/l	97
10) Chloroethane	1.792	64	265939	151.3433	ug/l	94
11) Trichlorofluoromethane	1.976	101	667896	180.5242	ug/l	86
12) Ethyl ether	2.213	59	332850	184.4606	ug/l	91
13) Furan	2.237	39	927612	182.8462	ug/l	84
14) 1,1,2-Trichloro-1,2,2-...	2.369	101	487789	218.9159	ug/l	95
15) Methylene Chloride	2.754	84	665963	204.6955	ug/l	83
16) Acrolein	2.315	56	737951	1262.8638	ug/l	98
17) Acrylonitrile	2.958	53	322380	233.2052	ug/l	95
18) Iodomethane	2.501	142	565771	131.5514	ug/l	99
19) Acetone	2.441	43	1223378	885.1764	ug/l	96
20) Carbon Disulfide	2.555	76	1142903	121.0788	ug/l	100
21) t-Butyl Alcohol	2.862	59	174012	1033.3943	ug/l	83
22) n-Hexane	3.174	57	599156	264.6806	ug/l	75
23) Di-isopropyl-ether	3.355	45	2608402	223.7404	ug/l	84
24) 1,1-Dichloroethene	2.375	61	1078995	210.6724	ug/l	94
25) Methyl Acetate	2.682	43	955045	179.2721	ug/l	100
26) Methyl-t-butyl ether	2.970	73	893625	160.8461	ug/l	88
27) 1,1-Dichloroethane	3.313	63	1302177	221.1971	ug/l	99
28) trans-1,2-Dichloroethene	2.964	96	557047	201.0523	ug/l	95
29) cis-1,2-Dichloroethene	3.787	61	1094630	221.3720	ug/l	91
30) Bromochloromethane	3.968	49	783764	218.5593	ug/l	68
31) 2,2-Dichloropropane	3.787	77	603105	232.0348	ug/l	95
32) Ethyl acetate	3.841	43	1004907	218.6410	ug/l	96
33) 1,4-Dioxane	5.025	88	498946	12571.9441	ug/l	74
34) 1,1-Dichloropropene	4.262	75	942525	226.8065	ug/l	98
35) Chloroform	4.022	83	1290806	223.7588	ug/l	88
37) Cyclohexane	4.190	56	1008660	259.9615	ug/l	84
39) 1,2-Dichloroethane	4.418	62	1114278	202.7904	ug/l	94
40) 2-Butanone	3.805	43	360056	189.4236	ug/l	91
41) 1,1,1-Trichloroethane	4.154	97	966696	215.9566	ug/l	96
42) Carbon Tetrachloride	4.268	117	755972	199.1549	ug/l	95
43) Vinyl Acetate	3.349	43	1717229	188.0367	ug/l	100
44) Bromodichloromethane	5.109	83	1112162	227.5534	ug/l	92
45) Methylcyclohexane	4.917	83	730980	270.0964	ug/l	96
46) Dibromomethane	5.019	174	663547	211.9638	ug/l	94
47) 1,2-Dichloropropane	4.941	63	863764	235.1003	ug/l	98
48) Trichloroethene	4.797	130	737063	221.2466	ug/l	92
49) Benzene	4.406	78	2542783	197.6357	ug/l	100
50) tert-Amyl methyl ether	4.466	73	823221	197.9485	ug/l	46
52) Iso-propylacetate	4.430	43	1756402	261.4434	ug/l	88
53) Methyl methacrylate	4.995	41	1127866	314.8083	ug/l	99
54) Dibromochloromethane	6.059	129	1014052	275.5109	ug/l	100
55) 2-Chloroethylvinylether	5.271	63	666649	342.4772	ug/l	78
56) cis-1,3-Dichloropropene	5.374	75	1259675	305.6187	ug/l	92
57) trans-1,3-Dichloropropene	5.698	75	1130891	316.5066	ug/l	96
58) Ethyl methacrylate	5.734	41	1139446	298.9912	ug/l	87
59) 1,1,2-Trichloroethane	5.818	97	693938	261.0235	ug/l	90
60) 1,2-Dibromomethane	6.143	107	875651	265.2594	ug/l	95
61) 1,3-Dichloropropane	5.920	76	1194133	247.6015	ug/l	97
62) 4-Methyl-2-Pentanone	5.458	43	1384644	356.6708	ug/l	100
63) 2-Hexanone	5.951	43	990092	373.6847	ug/l	92
64) Tetrachloroethene	5.908	164	613081	245.5598	ug/l	99
66) Toluene	5.578	92	1580432	242.4244	ug/l	89
67) 1,1,1,2-Tetrachloroethane	6.467	133	609500	222.3607	ug/l	73

Quantitation Report (QT Reviewed)

SampleID : CAL @ 250 PPB
 Data File: 3M93057.D
 Acq On : 05/26/11 09:30

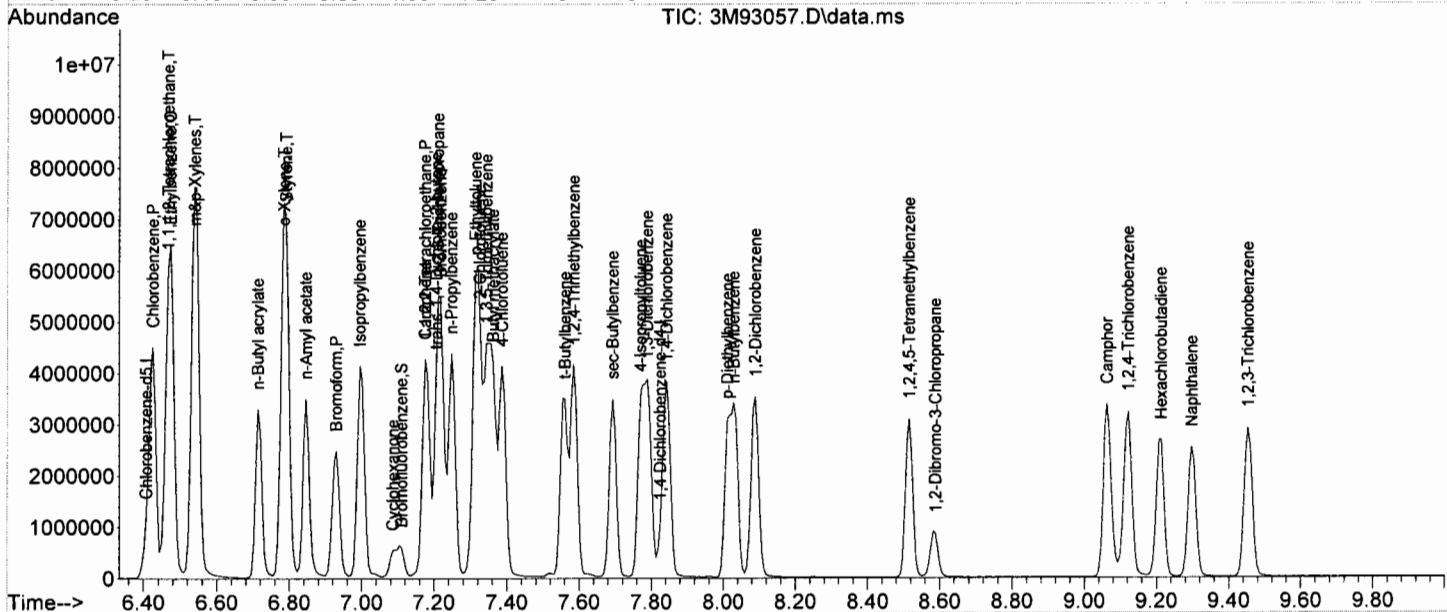
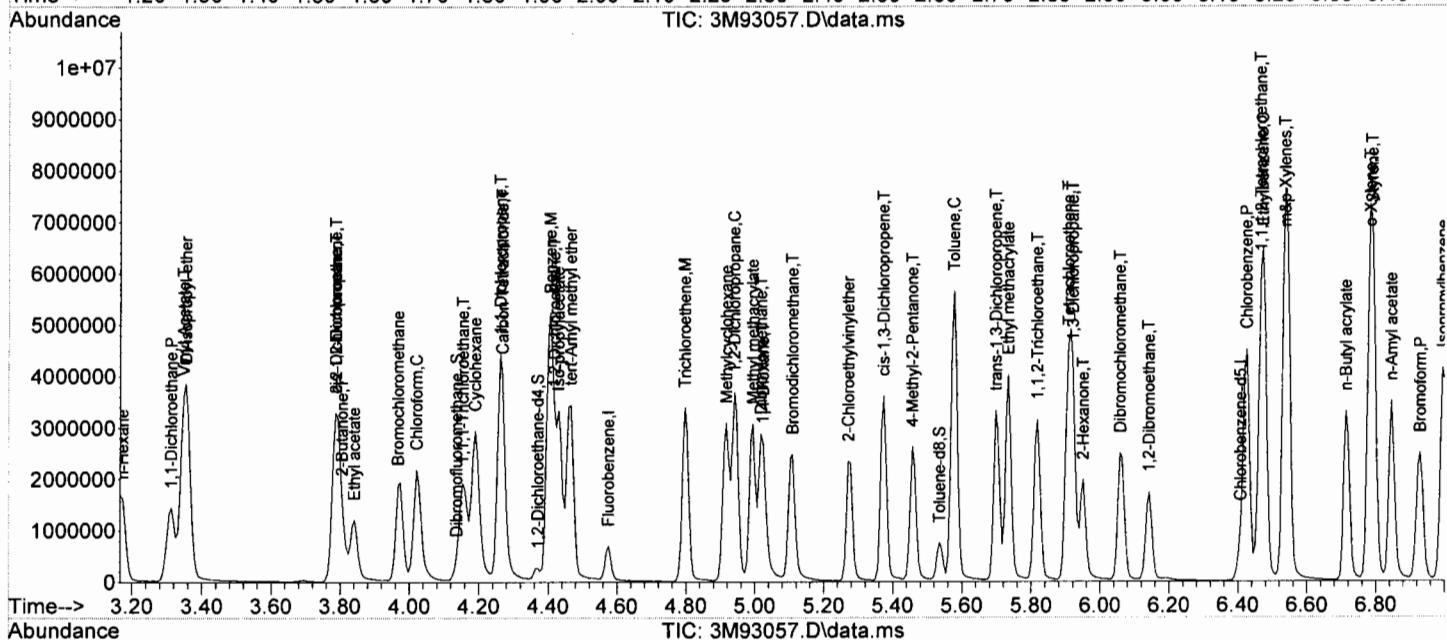
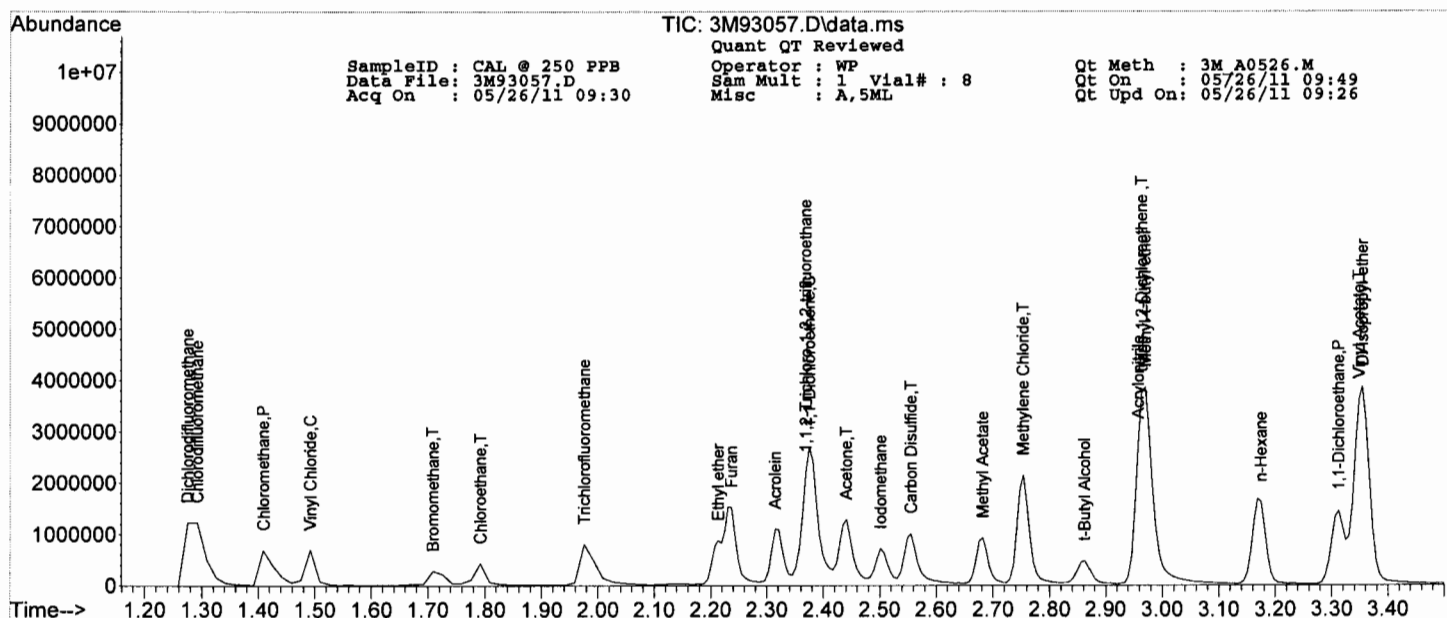
Operator : WP
 Sam Mult : 1 Vial# : 8
 Misc : A,5ML

Qt Meth : 3M_A0526.M
 Qt On : 05/26/11 09:49
 Qt Upd On: 05/26/11 09:26

Data Path : G:\GcMsData\2011\GCMS_3\Data\05-26-11\
 Qt Path : G:\GcMsData\2011\GCMS_3\MethodQt\
 Qt Resp Via : Initial Calibration

Compound	R.T.	QIon	Response	Conc	Units	Dev(Min)
68) Chlorobenzene	6.425	112	1750279	241.6523	ug/l	97
70) n-Butyl acrylate	6.714	55	1652247	316.1496	ug/l	96
71) n-Amyl acetate	6.846	43	1567042	291.5369	ug/l	92
72) Bromoform	6.930	173	960922	310.9085	ug/l	97
73) Ethylbenzene	6.473	106	538798	219.2208	ug/l	95
74) 1,1,2,2-Tetrachloroethane	7.176	83	873131	235.5082	ug/l	91
76) Styrene	6.792	104	1523961	242.8878	ug/l	93
77) m&p-Xylenes	6.539	106	1664071	449.9707	ug/l	97
78) o-Xylene	6.786	106	839606	229.5611	ug/l	81
79) trans-1,4-Dichloro-2-b...	7.206	53	415396	272.1980	ug/l	92
80) 1,3-Dichlorobenzene	7.789	146	1350310	249.6102	ug/l	81
81) 1,4-Dichlorobenzene	7.843	146	1440643	243.5154	ug/l	88
82) 1,2-Dichlorobenzene	8.090	146	1432726	254.7983	ug/l	83
83) Isopropylbenzene	6.996	105	2218937	277.0441	ug/l	93
84) Cyclohexanone	7.086	55	180732	1383.7762	ug/l	97
85) Camphene	7.176	93	512458	269.6061	ug/l	99
86) 1,2,3-Trichloropropane	7.212	75	919087	232.7280	ug/l	88
87) 2-Chlorotoluene	7.327	91	1248408	217.3894	ug/l	94
88) p-Ethyltoluene	7.315	105	2216659	243.8231	ug/l	79
89) 4-Chlorotoluene	7.387	91	1399028	237.0114	ug/l	90
90) n-Propylbenzene	7.248	91	2681165	258.8107	ug/l	96
91) Bromobenzene	7.218	77	1333009	214.1752	ug/l	87
92) 1,3,5-Trimethylbenzene	7.345	105	1598102	236.2035	ug/l	84
93) Butyl methacrylate	7.363	41	1067700	254.2516	ug/l	68
94) t-Butylbenzene	7.561	119	1635171	265.3858	ug/l	78
95) 1,2,4-Trimethylbenzene	7.585	105	1908829	254.4841	ug/l	88
96) sec-Butylbenzene	7.693	105	1985693	271.9671	ug/l	97
97) 4-Isopropyltoluene	7.771	119	1526762	264.0994	ug/l	87
98) n-Butylbenzene	8.030	91	1716348	271.5059	ug/l	91
99) p-Diethylbenzene	8.012	119	850254	275.1073	ug/l	87
100) 1,2,4,5-Tetramethylben...	8.516	119	1518067	293.2994	ug/l	90
101) 1,2-Dibromo-3-Chloropr...	8.588	157	278095	309.2003	ug/l	39
102) Camphor	9.063	95	725970	3064.5315	ug/l	92
103) Hexachlorobutadiene	9.213	225	742409	241.9858	ug/l	97
104) 1,2,4-Trichlorobenzene	9.123	180	1278637	291.2656	ug/l	92
105) 1,2,3-Trichlorobenzene	9.454	180	1279494	277.8207	ug/l	95
106) Naphthalene	9.298	128	2075226	249.1746	ug/l	100

(#) = qualifier out of range (m) = manual integration (+) = signals summed



SampleID : CAL @ 500 PPB Operator : WP Qt Meth : 3M_A0526.M
 Data File: 3M93056.D Sam Mult : 1 Vial# : 7 Qt On : 05/26/11 09:28
 Acq On : 05/26/11 09:13 Misc : A,5ML Qt Upd On: 05/26/11 09:26

Data Path : G:\GcMsData\2011\GCMS_3\Data\05-26-11\
 Qt Path : G:\GcMsData\2011\GCMS_3\MethodQt\
 Qt Resp Via : Initial Calibration

Compound	R.T.	QIon	Response	Conc	Units	Dev(Min)

Internal Standards						
4) Fluorobenzene	4.574	96	323182	30.00	ug/l	0.00
51) Chlorobenzene-d5	6.407	117	227284	30.00	ug/l	0.00
69) 1,4-Dichlorobenzene-d4	7.825	152	128647	30.00	ug/l	0.00
System Monitoring Compounds						
36) Dibromofluoromethane	4.135	111	91912	27.58	ug/l	0.00
Spiked Amount 30.000			Recovery	=	91.93%	
38) 1,2-Dichloroethane-d4	4.370	67	53545	26.12	ug/l	0.01
Spiked Amount 30.000			Recovery	=	87.07%	
65) Toluene-d8	5.535	98	318227	34.14	ug/l	0.00
Spiked Amount 30.000			Recovery	=	113.80%	
75) Bromofluorobenzene	7.110	174	159652	38.09	ug/l	0.01
Spiked Amount 30.000			Recovery	=	126.97%	
Target Compounds						
						Qvalue
5) Chlorodifluoromethane	1.293	51	2381121	374.3500	ug/l	73
6) Dichlorodifluoromethane	1.276	85	1905470	437.6115	ug/l	87
7) Chloromethane	1.410	50	1696312	455.3565	ug/l	81
8) Bromomethane	1.710	94	289979	148.0391	ug/l	84
9) Vinyl Chloride	1.493	62	1077818	335.0563	ug/l	96
10) Chloroethane	1.776	64	481606	286.8118	ug/l	92
11) Trichlorofluoromethane	1.976	101	1291239	365.2222	ug/l	87
12) Ethyl ether	2.212	59	607459	352.2864	ug/l	95
13) Furan	2.230	39	1722727	355.3530	ug/l	88
14) 1,1,2-Trichloro-1,2,2-...	2.363	101	934494	438.8799	ug/l	95
15) Methylene Chloride	2.753	84	1230178	395.6854	ug/l	83
16) Acrolein	2.321	56	1328958	2379.9296	ug/l	97
17) Acrylonitrile	2.958	53	576788	436.6266	ug/l	97
18) Iodomethane	2.501	142	1091693	265.6313	ug/l	99
19) Acetone	2.441	43	2320722	1757.1795	ug/l	96
20) Carbon Disulfide	2.549	76	2164306	239.9392	ug/l	100
21) t-Butyl Alcohol	2.867	59	272026	1690.5233	ug/l	85
22) n-Hexane	3.168	57	1142043	527.9448	ug/l	79
23) Di-isopropyl-ether	3.354	45	4569276	410.1486	ug/l	81
24) 1,1-Dichloroethene	2.375	61	2013387	411.3764	ug/l	95
25) Methyl Acetate	2.681	43	1774079	348.4864	ug/l	100
26) Methyl-t-butyl ether	2.970	73	1508516	284.1378	ug/l	82
27) 1,1-Dichloroethane	3.312	63	2462175	437.6754	ug/l	100
28) trans-1,2-Dichloroethene	2.964	96	1022263	386.1034	ug/l	90
29) cis-1,2-Dichloroethene	3.787	61	1953975	413.5217	ug/l	93
30) Bromochloromethane	3.967	49	1411625	411.9335	ug/l	67
31) 2,2-Dichloropropane	3.793	77	1093423	440.2225	ug/l	98
32) Ethyl acetate	3.841	43	1802277	410.3469	ug/l	98
33) 1,4-Dioxane	5.031	88	661146	17432.9201	ug/l	79
34) 1,1-Dichloropropene	4.261	75	1585471	399.2500	ug/l	97
35) Chloroform	4.021	83	2389087	433.3861	ug/l	86
37) Cyclohexane	4.189	56	1804247	486.6135	ug/l	83
39) 1,2-Dichloroethane	4.418	62	1911742	364.0884	ug/l	95
40) 2-Butanone	3.805	43	742067	408.5366	ug/l	88
41) 1,1,1-Trichloroethane	4.159	97	1781732	416.5267	ug/l	100
42) Carbon Tetrachloride	4.268	117	1365952	376.5690	ug/l	93
43) Vinyl Acetate	3.348	43	2967340	340.0208	ug/l	100
44) Bromodichloromethane	5.109	83	1979858	423.9096	ug/l	92
45) Methylcyclohexane	4.916	83	1304008	504.2169	ug/l	95
46) Dibromomethane	5.019	174	1126336	376.5146	ug/l	93
47) 1,2-Dichloropropane	4.947	63	1474167	419.8833	ug/l	98
48) Trichloroethene	4.796	130	1271370	399.3631	ug/l	89
49) Benzene	4.406	78	4226267	343.7454	ug/l	100
50) tert-Amyl methyl ether	4.466	73	1302267	327.6873	ug/l	# 31
52) Iso-propylacetate	4.436	43	3693983	580.1614	ug/l	91
53) Methyl methacrylate	4.995	41	1977530	582.3874	ug/l	99
54) Dibromochloromethane	6.064	129	1748898	501.3525	ug/l	98
55) 2-Chloroethylvinylether	5.277	63	1155147	626.1407	ug/l	79
56) cis-1,3-Dichloropropene	5.373	75	2229847	570.8167	ug/l	93
57) trans-1,3-Dichloropropene	5.704	75	2075175	612.7976	ug/l	98
58) Ethyl methacrylate	5.734	41	2005090	555.1352	ug/l	91
59) 1,1,2-Trichloroethane	5.818	97	1200688	476.5290	ug/l	91
60) 1,2-Dibromoethane	6.142	107	1523727	487.0204	ug/l	93
61) 1,3-Dichloropropane	5.920	76	1970049	431.0005	ug/l	97
62) 4-Methyl-2-Pentanone	5.457	43	2461310	668.9535	ug/l	99
63) 2-Hexanone	5.950	43	1781497	709.4391	ug/l	93
64) Tetrachloroethene	5.908	164	937730	396.2940	ug/l	98
66) Toluene	5.577	92	2654892	429.6825	ug/l	94
67) 1,1,1,2-Tetrachloroethane	6.467	133	941536	362.4277	ug/l	76

Quantitation Report (QT Reviewed)

SampleID : CAL @ 500 PPB
 Data File: 3M93056.D
 Acq On : 05/26/11 09:13

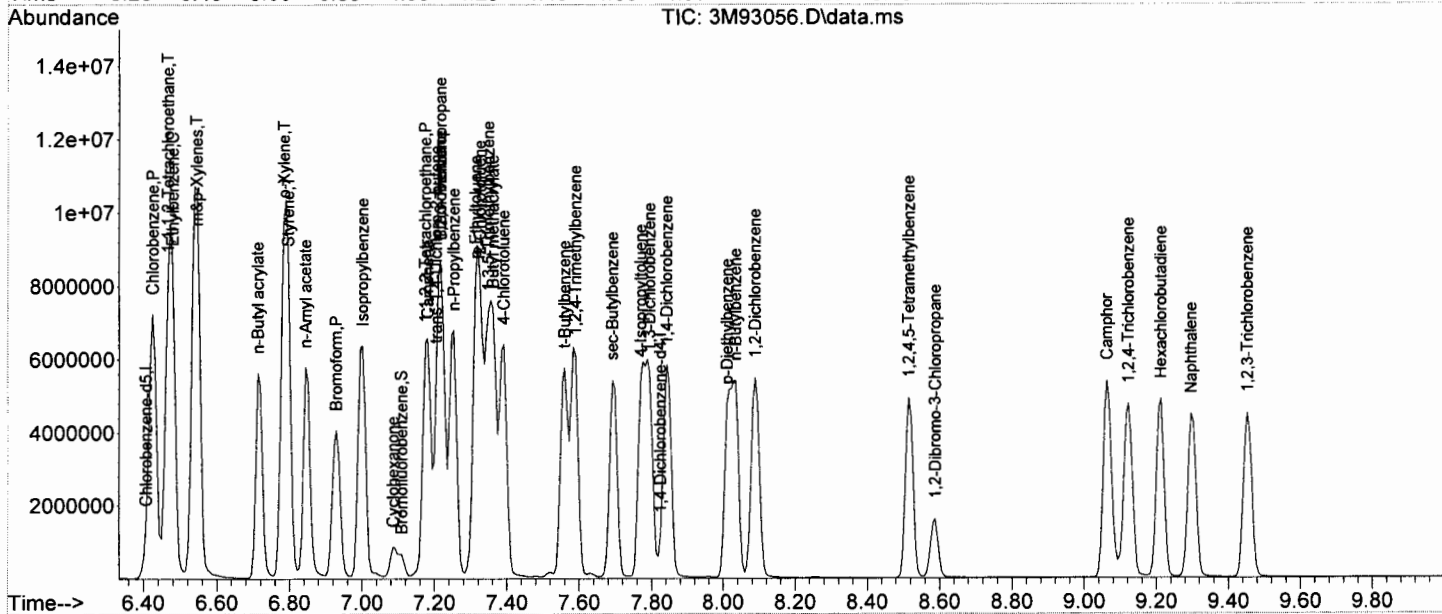
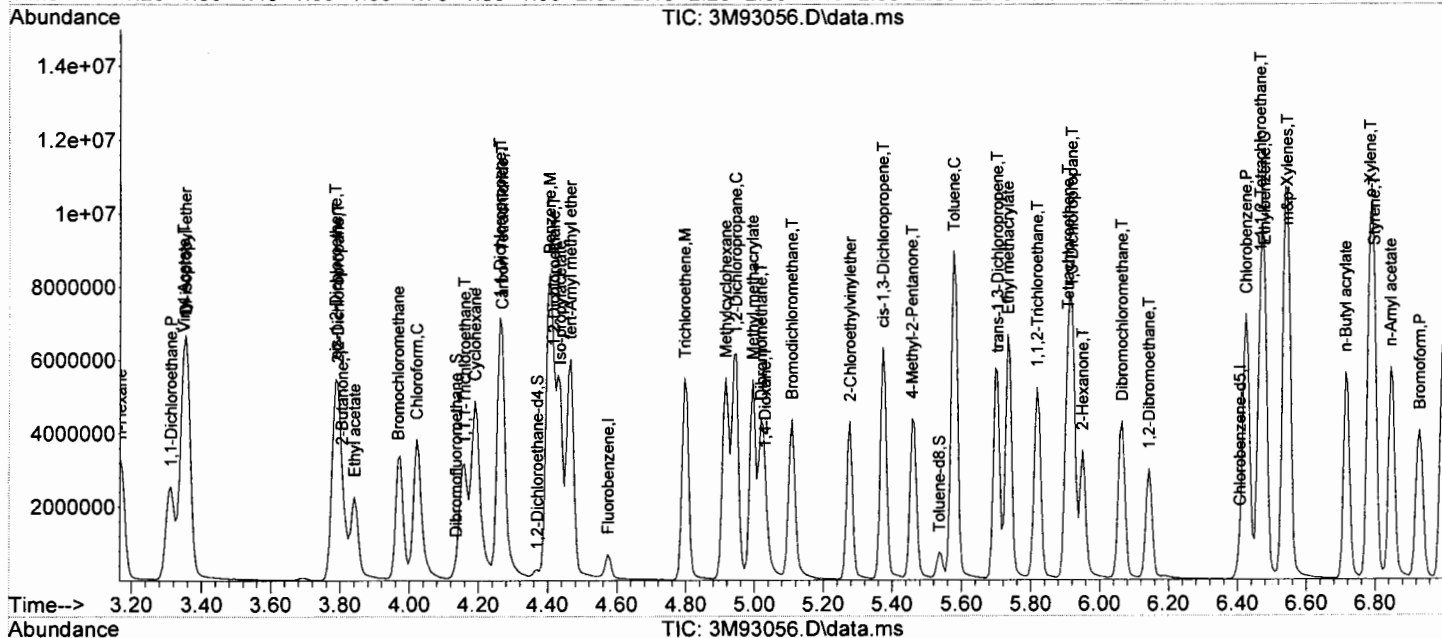
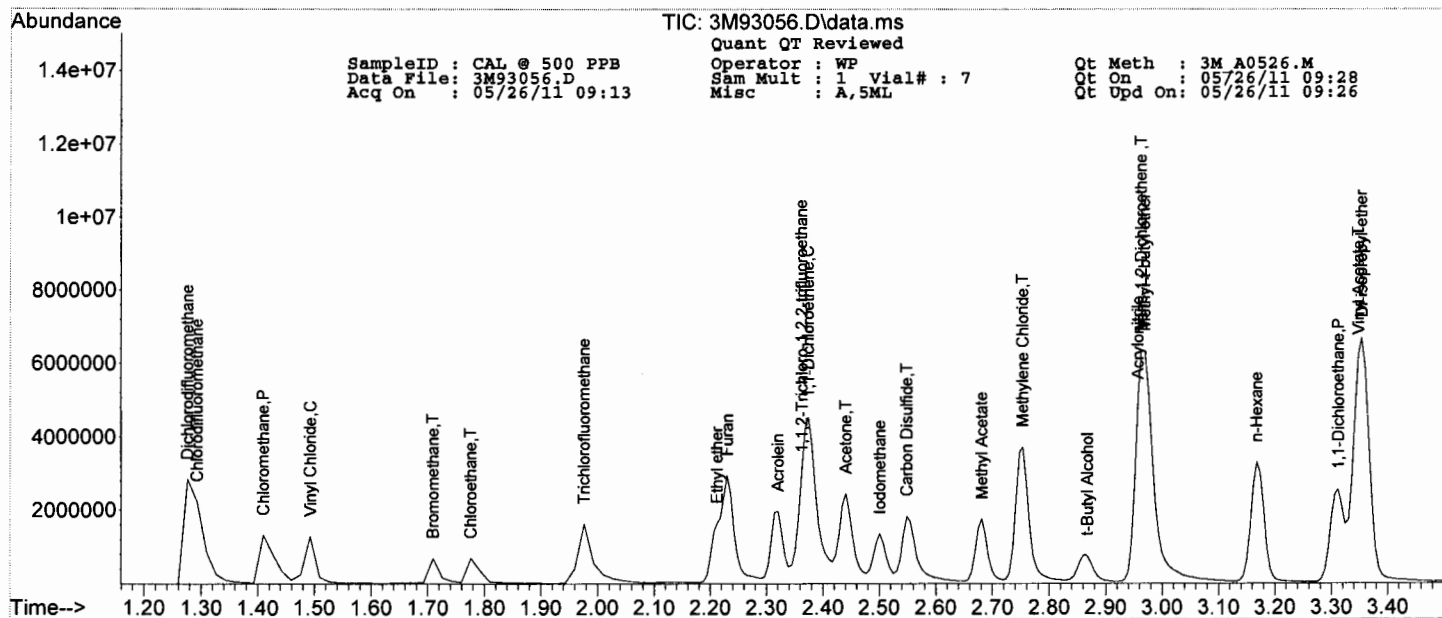
Operator : WP
 Sam Mult : 1 Vial# : 7
 Misc : A,5ML

Qt Meth : 3M_A0526.M
 Qt On : 05/26/11 09:28
 Qt Upd On: 05/26/11 09:26

Data Path : G:\GcMsData\2011\GCMS_3\Data\05-26-11\
 Qt Path : G:\GcMsData\2011\GCMS_3\MethodQt\
 Qt Resp Via : Initial Calibration

Compound	R.T.	QIon	Response	Conc	Units	Dev (Min)
68) Chlorobenzene	6.425	112	2895764	421.8392	ug/l	98
70) n-Butyl acrylate	6.713	55	2895560	622.2147	ug/l	94
71) n-Amyl acetate	6.845	43	2745452	573.6101	ug/l	94
72) Bromoform	6.930	173	1590388	577.8799	ug/l	94
73) Ethylbenzene	6.479	106	812465	371.2363	ug/l	93
74) 1,1,2,2-Tetrachloroethane	7.176	83	1410115	427.1409	ug/l	91
76) Styrene	6.797	104	2271361	406.5445	ug/l	92
77) m&p-Xylenes	6.545	106	2453085	744.9293	ug/l	99
78) o-Xylene	6.785	106	1273974	391.1770	ug/l	83
79) trans-1,4-Dichloro-2-b...	7.206	53	705132	518.8994	ug/l	94
80) 1,3-Dichlorobenzene	7.795	146	2078502	431.4886	ug/l	83
81) 1,4-Dichlorobenzene	7.843	146	2282826	433.3441	ug/l	90
82) 1,2-Dichlorobenzene	8.089	146	2266642	452.6957	ug/l	84
83) Isopropylbenzene	7.002	105	3596798	504.3245	ug/l	93
84) Cyclohexanone	7.086	55	285854	2457.9051	ug/l	94
85) Camphene	7.182	93	852845	503.8851	ug/l	93
86) 1,2,3-Trichloropropane	7.218	75	1508339	428.9247	ug/l	86
87) 2-Chlorotoluene	7.326	91	1806412	353.2552	ug/l	97
88) p-Ethyltoluene	7.314	105	3232201	399.2679	ug/l	82
89) 4-Chlorotoluene	7.392	91	2203251	419.1764	ug/l	91
90) n-Propylbenzene	7.254	91	4449961	482.3973	ug/l	97
91) Bromobenzene	7.218	77	2479772	447.4431	ug/l	95
92) 1,3,5-Trimethylbenzene	7.350	105	2560091	424.9396	ug/l	93
93) Butyl methacrylate	7.362	41	1794437	479.8800	ug/l	73
94) t-Butylbenzene	7.560	119	2645267	482.1410	ug/l	81
95) 1,2,4-Trimethylbenzene	7.591	105	3045254	455.9394	ug/l	90
96) sec-Butylbenzene	7.693	105	3283436	505.0366	ug/l	98
97) 4-Isopropyltoluene	7.771	119	2405063	467.2104	ug/l	89
98) n-Butylbenzene	8.035	91	2826395	502.1076	ug/l	93
99) p-Diethylbenzene	8.011	119	1365078	496.0220	ug/l	89
100) 1,2,4,5-Tetramethylben...	8.516	119	2455949	532.8802	ug/l	90
101) 1,2-Dibromo-3-Chloropr...	8.588	157	499593	623.8111	ug/l	41
102) Camphor	9.063	95	1194212	5661.3093	ug/l	92
103) Hexachlorobutadiene	9.213	225	1320233	483.2671	ug/l	96
104) 1,2,4-Trichlorobenzene	9.123	180	1937894	495.7492	ug/l	92
105) 1,2,3-Trichlorobenzene	9.453	180	1963090	478.6925	ug/l	94
106) Naphthalene	9.297	128	3615994	487.5915	ug/l	100

(#) = qualifier out of range (m) = manual integration (+) = signals summed



SampleID : CAL @ 1 PPB
 Data File: 3M93053.D
 Acq On : 05/26/11 08:18

Operator : WP
 Sam Mult : 1 Vial# : 4
 Misc : A,5ML

Qt Meth : 3M_A0526.M
 Qt On : 05/26/11 09:08
 Qt Upd On: 05/26/11 09:06

Data Path : G:\GcMsData\2011\GCMS_3\Data\05-26-11\
 Qt Path : G:\GcMsData\2011\GCMS_3\MethodQt\
 Qt Resp Via : Initial Calibration

Compound	R.T.	QIon	Response	Conc	Units	Dev(Min)

Internal Standards						
4) Fluorobenzene	4.574	96	290847	30.00	ug/l	0.00
51) Chlorobenzene-d5	6.407	117	219764	30.00	ug/l	0.00
69) 1,4-Dichlorobenzene-d4	7.825	152	129423	30.00	ug/l	0.00
System Monitoring Compounds						
36) Dibromofluoromethane	4.136	111	94900	31.64	ug/l	0.00
Spiked Amount 30.000			Recovery	=	105.47%	
38) 1,2-Dichloroethane-d4	4.364	67	57812	31.34	ug/l	0.00
Spiked Amount 30.000			Recovery	=	104.47%	
65) Toluene-d8	5.536	98	281296	31.21	ug/l	0.00
Spiked Amount 30.000			Recovery	=	104.03%	
75) Bromofluorobenzene	7.110	174	130995	31.06	ug/l	0.01
Spiked Amount 30.000			Recovery	=	103.53%	
Target Compounds						
						Qvalue
5) Chlorodifluoromethane	1.297	51	3758	0.6565	ug/l	26
6) Dichlorodifluoromethane	1.280	85	4351	1.1103	ug/l	88
7) Chloromethane	1.413	50	3467	1.0341	ug/l	78
8) Bromomethane	1.730	94	2957	1.6774	ug/l	57
9) Vinyl Chloride	1.480	62	2150m	0.7427	ug/l	
10) Chloroethane	1.813	64	1788	1.1832	ug/l	55
11) Trichlorofluoromethane	1.980	101	2483	0.7804	ug/l	90
12) Ethyl ether	2.207	59	1825	1.1760	ug/l	49
13) Furan	2.237	39	3099	0.7103	ug/l	95
14) 1,1,2-Trichloro-1,2,2-...	2.375	101	1762	0.9195	ug/l	94
15) Methylene Chloride	2.747	84	2894	1.0343	ug/l	96
16) Acrolein	2.321	56	2351	4.6783	ug/l	53
17) Acrylonitrile	2.970	53	1071	0.9009	ug/l	67
18) Iodomethane	2.501	142	1866	0.5045	ug/l	59
19) Acetone	2.435	43	5579	4.6939	ug/l	87
20) Carbon Disulfide	2.555	76	3631	0.4473	ug/l	100
21) t-Butyl Alcohol	2.850	59	899	6.2080	ug/l	50
22) n-Hexane	3.180	57	1078m	0.5537	ug/l	
23) Di-isopropyl-ether	3.354	45	6646	0.6629	ug/l	87
24) 1,1-Dichloroethene	2.381	61	3545	0.8048	ug/l	86
25) Methyl Acetate	2.681	43	3477	0.7589	ug/l	100
26) Methyl-t-butyl ether	2.970	73	3793	0.7939	ug/l	89
27) 1,1-Dichloroethane	3.312	63	4210	0.8316	ug/l	83
28) trans-1,2-Dichloroethene	2.970	96	2097	0.8801	ug/l	92
29) cis-1,2-Dichloroethene	3.787	61	3951	0.9291	ug/l	82
30) Bromochloromethane	3.967	49	3171	1.0282	ug/l	65
31) 2,2-Dichloropropane	3.787	77	1753	0.7842	ug/l	70
32) Ethyl acetate	3.829	43	2670	0.6755	ug/l	84
33) 1,4-Dioxane	5.025	88	1058	30.9985	ug/l	34
34) 1,1-Dichloropropene	4.268	75	2329	0.6517	ug/l	70
35) Chloroform	4.021	83	5352	1.0788	ug/l	74
37) Cyclohexane	4.190	56	2563	0.7681	ug/l	80
39) 1,2-Dichloroethane	4.418	62	4099	0.8674	ug/l	90
40) 2-Butanone	3.799	43	1980	1.2113	ug/l	56
41) 1,1,1-Trichloroethane	4.148	97	2481	0.6445	ug/l	92
42) Carbon Tetrachloride	4.262	117	3637	1.1141	ug/l	78
43) Vinyl Acetate	3.348	43	4102	0.5223	ug/l	100
44) Bromodichloromethane	5.109	83	3613	0.8596	ug/l	83
45) Methylcyclohexane	4.911	83	1281	0.5504	ug/l #	64
46) Dibromomethane	5.025	174	2536	0.9420	ug/l	76
47) 1,2-Dichloropropane	4.941	63	3003	0.9504	ug/l	46
48) Trichloroethene	4.797	130	2903	1.0133	ug/l	92
49) Benzene	4.406	78	8298	0.7500	ug/l	100
50) tert-Amyl methyl ether	4.460	73	2432	0.6800	ug/l	31
52) Iso-propylacetate	4.430	43	4159	0.6755	ug/l	79
53) Methyl methacrylate	4.995	41	2124	0.6469	ug/l	82
54) Dibromochloromethane	6.064	129	2685	0.7960	ug/l	77
55) 2-Chloroethylvinylether	5.271	63	1001	0.5612	ug/l	60
56) cis-1,3-Dichloropropene	5.373	75	2692	0.7127	ug/l	65
57) trans-1,3-Dichloropropene	5.704	75	2314	0.7067	ug/l	32
58) Ethyl methacrylate	5.734	41	2865	0.8204	ug/l	74
59) 1,1,2-Trichloroethane	5.812	97	2322	0.9531	ug/l	89
60) 1,2-Dibromoethane	6.143	107	2009	0.6641	ug/l	99
61) 1,3-Dichloropropane	5.920	76	4496	1.0173	ug/l	75
62) 4-Methyl-2-Pentanone	5.464	43	2849	0.8008	ug/l	43
63) 2-Hexanone	5.956	43	1788	0.7364	ug/l	85
64) Tetrachloroethene	5.908	164	3010	1.3156	ug/l	73
66) Toluene	5.572	92	5433	0.9094	ug/l	96
67) 1,1,1,2-Tetrachloroethane	6.461	133	2299	0.9152	ug/l	59

Quantitation Report (QT Reviewed)

SampleID : CAL @ 1 PPB
 Data File: 3M93053.D
 Acq On : 05/26/11 08:18

Operator : WP
 Sam Mult : 1 Vial# : 4
 Misc : A,5ML

Qt Meth : 3M_A0526.M
 Qt On : 05/26/11 09:08
 Qt Upd On: 05/26/11 09:06

Data Path : G:\GcMsData\2011\GCMS_3\Data\05-26-11\
 Qt Path : G:\GcMsData\2011\GCMS_3\MethodQt\
 Qt Resp Via : Initial Calibration

Compound	R.T.	QIon	Response	Conc	Units	Dev(Min)
68) Chlorobenzene	6.425	112	7373	1.1108	ug/l	90
70) n-Butyl acrylate	6.725	55	2149	0.4590	ug/l	84
71) n-Amyl acetate	6.846	43	2158	0.4482	ug/l	67
72) Bromoform	6.924	173	2672	0.9651	ug/l	97
73) Ethylbenzene	6.479	106	1790	0.8130	ug/l	56
74) 1,1,2,2-Tetrachloroethane	7.170	83	3510	1.0568	ug/l	85
76) Styrene	6.792	104	3939	0.7008	ug/l	62
77) m&p-Xylenes	6.545	106	5987	1.8072	ug/l	73
78) o-Xylene	6.785	106	2711	0.8274	ug/l	54
79) trans-1,4-Dichloro-2-b...	7.206	53	1816	1.3284	ug/l	62
80) 1,3-Dichlorobenzene	7.795	146	5279	1.0893	ug/l	79
81) 1,4-Dichlorobenzene	7.843	146	5685	1.0727	ug/l	89
82) 1,2-Dichlorobenzene	8.095	146	4236	0.8409	ug/l	81
83) Isopropylbenzene	7.002	105	5105	0.7115	ug/l	89
84) Cyclohexanone	7.074	55	174	1.4872	ug/l #	24
85) Camphene	7.170	93	499m	0.2931	ug/l	
86) 1,2,3-Trichloropropane	7.218	75	2942	0.8316	ug/l	89
87) 2-Chlorotoluene	7.320	91	5181	1.0071	ug/l	91
88) p-Ethyltoluene	7.308	105	6345	0.7791	ug/l	83
89) 4-Chlorotoluene	7.386	91	3896	0.7368	ug/l	76
90) n-Propylbenzene	7.248	91	7165	0.7721	ug/l	85
91) Bromobenzene	7.212	77	7012	1.2576	ug/l	90
92) 1,3,5-Trimethylbenzene	7.344	105	5589	0.9221	ug/l	95
93) Butyl methacrylate	7.362	41	2034	0.5407	ug/l	82
94) t-Butylbenzene	7.561	119	3451	0.6252	ug/l	79
95) 1,2,4-Trimethylbenzene	7.579	105	5524	0.8221	ug/l	96
96) sec-Butylbenzene	7.687	105	4819	0.7368	ug/l	87
97) 4-Isopropyltoluene	7.765	119	3390	0.6546	ug/l	90
98) n-Butylbenzene	8.041	91	3211	0.5670	ug/l	80
99) p-Diethylbenzene	8.017	119	1682	0.6075	ug/l #	2
100) 1,2,4,5-Tetramethylben...	8.516	119	2038	0.4395	ug/l	77
101) 1,2-Dibromo-3-Chloropr...	8.582	157	283	0.3512	ug/l	79
102) Camphor	9.063	95	1129	5.3201	ug/l	91
103) Hexachlorobutadiene	9.207	225	2909	1.0584	ug/l	85
104) 1,2,4-Trichlorobenzene	9.129	180	3192	0.8117	ug/l #	67
105) 1,2,3-Trichlorobenzene	9.454	180	3215	0.7793	ug/l #	87
106) Naphthalene	9.297	128	3106	0.4163	ug/l	100

(#) = qualifier out of range (m) = manual integration (+) = signals summed

SampleID : CAL @ 0.5 PPB
 Data File: 3M93054.D
 Acq On : 05/26/11 08:38

Operator : WP
 Sam Mult : 1 Vial# : 5
 Misc : A,5ML

Qt Meth : 3M_A0526.M
 Qt On : 05/26/11 09:22
 Qt Upd On: 05/26/11 09:06

Data Path : G:\GcMsData\2011\GCMS_3\Data\05-26-11\
 Qt Path : G:\GcMsData\2011\GCMS_3\MethodQt\
 Qt Resp Via : Initial Calibration

Compound	R.T.	QIon	Response	Conc	Units	Dev(Min)

Internal Standards						
4) Fluorobenzene	4.574	96	284266m	30.00	ug/l	0.00
51) Chlorobenzene-d5	6.407	117	213463	30.00	ug/l	0.00
69) 1,4-Dichlorobenzene-d4	7.825	152	123732	30.00	ug/l	0.00
System Monitoring Compounds						
36) Dibromofluoromethane	4.135	111	97951m	33.41	ug/l	0.00
Spiked Amount 30.000			Recovery	=	111.37%	
38) 1,2-Dichloroethane-d4	4.364	67	57950	32.14	ug/l	0.00
Spiked Amount 30.000			Recovery	=	107.13%	
65) Toluene-d8	5.536	98	278886	31.85	ug/l	0.00
Spiked Amount 30.000			Recovery	=	106.17%	
75) Bromofluorobenzene	7.110	174	123846m	30.72	ug/l	0.01
Spiked Amount 30.000			Recovery	=	102.40%	
Target Compounds						
						Qvalue
5) Chlorodifluoromethane	0.000		0	N.D.	d	
6) Dichlorodifluoromethane	0.000		0	N.D.	d	
7) Chloromethane	0.000		0	N.D.	d	
8) Bromomethane	0.000		0	N.D.	d	
9) Vinyl Chloride	0.000		0	N.D.	d	
10) Chloroethane	0.000		0	N.D.	d	
11) Trichlorofluoromethane	0.000		0	N.D.	d	
12) Ethyl ether	0.000		0	N.D.	d	
13) Furan	0.000		0	N.D.	d	
14) 1,1,2-Trichloro-1,2,2-...	0.000		0	N.D.	d	
15) Methylene Chloride	0.000		0	N.D.	d	
16) Acrolein	0.000		0	N.D.	d	
17) Acrylonitrile	0.000		0	N.D.	d	
18) Iodomethane	0.000		0	N.D.	d	
19) Acetone	0.000		0	N.D.	d	
20) Carbon Disulfide	0.000		0	N.D.	d	
21) t-Butyl Alcohol	0.000		0	N.D.	d	
22) n-Hexane	0.000		0	N.D.	d	
23) Di-isopropyl-ether	0.000		0	N.D.	d	
24) 1,1-Dichloroethene	0.000		0	N.D.	d	
25) Methyl Acetate	0.000		0	N.D.	d	
26) Methyl-t-butyl ether	2.976	73	2000	0.4283	ug/l #	37
27) 1,1-Dichloroethane	0.000		0	N.D.	d	
28) trans-1,2-Dichloroethene	0.000		0	N.D.	d	
29) cis-1,2-Dichloroethene	0.000		0	N.D.	d	
30) Bromochloromethane	0.000		0	N.D.	d	
31) 2,2-Dichloropropane	0.000		0	N.D.	d	
32) Ethyl acetate	0.000		0	N.D.	d	
33) 1,4-Dioxane	0.000		0	N.D.	d	
34) 1,1-Dichloropropene	0.000		0	N.D.	d	
35) Chloroform	0.000		0	N.D.	d	
37) Cyclohexane	0.000		0	N.D.	d	
39) 1,2-Dichloroethane	4.418	62	3611	0.7819	ug/l	98
40) 2-Butanone	0.000		0	N.D.	d	
41) 1,1,1-Trichloroethane	0.000		0	N.D.	d	
42) Carbon Tetrachloride	0.000		0	N.D.	d	
43) Vinyl Acetate	0.000		0	N.D.	d	
44) Bromodichloromethane	5.103	83	2055	0.5002	ug/l	84
45) Methylcyclohexane	0.000		0	N.D.	d	
46) Dibromomethane	5.019	174	1701	0.6465	ug/l	92
47) 1,2-Dichloropropane	4.947	63	1701	0.5508	ug/l	84
48) Trichloroethene	0.000		0	N.D.	d	
49) Benzene	4.406	78	5811	0.5373	ug/l	100
50) tert-Amyl methyl ether	0.000		0	N.D.	d	
52) Iso-propylacetate	0.000		0	N.D.	d	
53) Methyl methacrylate	0.000		0	N.D.	d	
54) Dibromochloromethane	0.000		0	N.D.	d	
55) 2-Chloroethylvinylether	0.000		0	N.D.	d	
56) cis-1,3-Dichloropropene	0.000		0	N.D.	d	
57) trans-1,3-Dichloropropene	0.000		0	N.D.	d	
58) Ethyl methacrylate	0.000		0	N.D.	d	
59) 1,1,2-Trichloroethane	0.000		0	N.D.	d	
60) 1,2-Dibromoethane	0.000		0	N.D.	d	
61) 1,3-Dichloropropane	0.000		0	N.D.	d	
62) 4-Methyl-2-Pentanone	0.000		0	N.D.	d	
63) 2-Hexanone	0.000		0	N.D.	d	
64) Tetrachloroethene	0.000		0	N.D.	d	
66) Toluene	0.000		0	N.D.	d	
67) 1,1,1,2-Tetrachloroethane	0.000		0	N.D.	d	


Quantitation Report (QT Reviewed)

SampleID : CAL @ 0.5 PPB Operator : WP Qt Meth : 3M_A0526.M
 Data File: 3M93054.D Sam Mult : 1 Vial# : 5 Qt On : 05/26/11 09:22
 Acq On : 05/26/11 08:38 Misc : A,5ML Qt Upd On: 05/26/11 09:06

Data Path : G:\GCMSData\2011\GCMS_3\Data\05-26-11\
 Qt Path : G:\GCMSData\2011\GCMS_3\MethodQt\
 Qt Resp Via : Initial Calibration

Compound	R.T.	QIon	Response	Conc	Units	Dev(Min)
68) Chlorobenzene	0.000		0	N.D.	d	
70) n-Butyl acrylate	0.000		0	N.D.	d	
71) n-Amyl acetate	0.000		0	N.D.	d	
72) Bromoform	0.000		0	N.D.	d	
73) Ethylbenzene	0.000		0	N.D.	d	
74) 1,1,2,2-Tetrachloroethane	0.000		0	N.D.	d	
76) Styrene	0.000		0	N.D.	d	
77) m&p-Xylenes	6.539	106	3294	1.0400	ug/l	80
78) o-Xylene	0.000		0	N.D.	d	
79) trans-1,4-Dichloro-2-b...	0.000		0	N.D.	d	
80) 1,3-Dichlorobenzene	0.000		0	N.D.	d	
81) 1,4-Dichlorobenzene	0.000		0	N.D.	d	
82) 1,2-Dichlorobenzene	0.000		0	N.D.	d	
83) Isopropylbenzene	0.000		0	N.D.	d	
84) Cyclohexanone	0.000		0	N.D.	d	
85) Camphene	7.170	93	940	0.5774	ug/l	84
86) 1,2,3-Trichloropropane	0.000		0	N.D.	d	
87) 2-Chlorotoluene	0.000		0	N.D.	d	
88) p-Ethyltoluene	0.000		0	N.D.	d	
89) 4-Chlorotoluene	0.000		0	N.D.	d	
90) n-Propylbenzene	0.000		0	N.D.	d	
91) Bromobenzene	0.000		0	N.D.	d	
92) 1,3,5-Trimethylbenzene	0.000		0	N.D.	d	
93) Butyl methacrylate	0.000		0	N.D.	d	
94) t-Butylbenzene	0.000		0	N.D.	d	
95) 1,2,4-Trimethylbenzene	0.000		0	N.D.	d	
96) sec-Butylbenzene	0.000		0	N.D.	d	
97) 4-Isopropyltoluene	0.000		0	N.D.	d	
98) n-Butylbenzene	0.000		0	N.D.	d	
99) p-Diethylbenzene	0.000		0	N.D.	d	
100) 1,2,4,5-Tetramethylben...	0.000		0	N.D.	d	
101) 1,2-Dibromo-3-Chloropr...	0.000		0	N.D.	d	
102) Camphor	9.069	95	749m	3.6918	ug/l	
103) Hexachlorobutadiene	0.000		0	N.D.	d	
104) 1,2,4-Trichlorobenzene	0.000		0	N.D.	d	
105) 1,2,3-Trichlorobenzene	0.000		0	N.D.	d	
106) Naphthalene	0.000		0	N.D.	d	

(#) = qualifier out of range (m) = manual integration (+) = signals summed



Level #:	Data File:	Cal Identifier:								Analysis Date/Time								Level #:	Data File:	Cal Identifier:								Analysis Date/Time
		CAL @ 20 PPB	CAL @ 10 PPB	CAL @ 100 PPB	CAL @ 500 PPB	CAL @ 0.5 PPB	05/31/11 10:09	05/31/11 10:25	05/31/11 09:37	05/31/11 09:05	05/31/11 08:32	CAL @ 5 PPB	CAL @ 50 PPB	CAL @ 250 PPB	CAL @ 1 PPB	05/31/11 08:50	05/31/11 09:53			05/31/11 09:21	05/31/11 08:14							
1	2M67529.	CAL @ 20 PPB	CAL @ 10 PPB	CAL @ 100 PPB	CAL @ 500 PPB	CAL @ 0.5 PPB	05/31/11 10:09	05/31/11 10:25	05/31/11 09:37	05/31/11 09:05	05/31/11 08:32	2	2M67524.	CAL @ 5 PPB	CAL @ 50 PPB	CAL @ 250 PPB	CAL @ 1 PPB	05/31/11 08:50	05/31/11 09:53	05/31/11 09:21	05/31/11 08:14							
3	2M67530.	CAL @ 10 PPB	CAL @ 100 PPB	CAL @ 500 PPB	CAL @ 0.5 PPB	05/31/11 10:25	05/31/11 09:37	05/31/11 09:05	05/31/11 08:32	05/31/11 08:32	05/31/11 08:32	4	2M67528.	CAL @ 50 PPB	CAL @ 250 PPB	CAL @ 1 PPB	05/31/11 09:53	05/31/11 09:21	05/31/11 08:14	05/31/11 08:14								
5	2M67527.	CAL @ 100 PPB	CAL @ 500 PPB	CAL @ 0.5 PPB	05/31/11 09:37	05/31/11 09:05	05/31/11 08:32	05/31/11 08:32	05/31/11 08:32	05/31/11 08:32	05/31/11 08:32	6	2M67526.	CAL @ 250 PPB	CAL @ 1 PPB	05/31/11 09:21	05/31/11 08:14	05/31/11 08:14	05/31/11 08:14									
7	2M67525.	CAL @ 500 PPB	CAL @ 0.5 PPB	05/31/11 09:05	05/31/11 08:32	05/31/11 08:32	05/31/11 08:32	05/31/11 08:32	05/31/11 08:32	05/31/11 08:32	05/31/11 08:32	8	2M67522.	CAL @ 1 PPB	05/31/11 08:14	05/31/11 08:14	05/31/11 08:14	05/31/11 08:14	05/31/11 08:14									
9	2M67523.	CAL @ 0.5 PPB	CAL @ 0.5 PPB	05/31/11 08:32	05/31/11 08:32	05/31/11 08:32	05/31/11 08:32	05/31/11 08:32	05/31/11 08:32	05/31/11 08:32	05/31/11 08:32																	
Compound	Col Mr	F1	F2	F3	F4	F5	F6	F7	F8	F9	AvgRt	RT	Corr1	Corr2	%Rsd	Lvl1	Lvl2	Lvl3	Lvl4	Lvl5	Lvl6	Lvl7	Lvl8	Lvl9				
Chlorodifluoromethane	1	0	Avg	0.7445	0.7275	0.7698	0.8722	0.8077	0.8365	0.7634	0.9151	---	0.8051	1.23	0.998	1.00	8.2	20.00	5.00	10.00	50.00	100.0	250.0	500.0	1.00			
Dichlorodifluoromethane	1	0	Avg	0.6350	0.6386	0.6459	0.6431	0.6270	0.6390	0.5757	0.8505	---	0.6571	1.21	0.997	1.00	12	20.00	5.00	10.00	50.00	100.0	250.0	500.0	1.00			
Chloromethane	1	0	LinF	0.5661	0.6636	0.5796	0.5436	0.5252	0.5528	0.6164	0.9977	---	0.6311	1.32	0.997	1.00	25	20.00	5.00	10.00	50.00	100.0	250.0	500.0	1.00			
Bromomethane	1	0	LinF	0.2855	0.3265	0.3107	0.2920	0.2472	---	---	0.6208	---	0.3471	1.61	0.993	0.999	39	20.00	5.00	10.00	50.00	100.0	---	---	1.00			
Vinyl Chloride	1	0	Avg	0.4391	0.4898	0.4477	0.4643	0.4007	0.4276	0.5045	0.6214	---	0.4741	1.39	0.994	1.00	14	20.00	5.00	10.00	50.00	100.0	250.0	500.0	1.00			
Chloroethane	1	0	LinF	0.2700	0.3024	0.2380	0.2618	0.2250	0.2295	---	0.6394	---	0.3101	1.66	0.999	0.999	48	20.00	5.00	10.00	50.00	100.0	250.0	---	1.00			
Trichlorofluoromethane	1	0	LinF	0.6031	0.7107	0.6176	0.6374	0.5761	0.5853	0.5690	0.9063	---	0.6511	1.82	1.00	1.00	17	20.00	5.00	10.00	50.00	100.0	250.0	500.0	1.00			
Ethyl ether	1	0	Avg	0.3513	0.4172	0.3224	0.3776	0.3859	0.4005	0.3980	0.4728	---	0.3912	2.02	1.00	1.00	11	20.00	5.00	10.00	50.00	100.0	250.0	500.0	1.00			
Furan	1	0	Avg	0.9339	0.8172	0.9314	1.0514	1.0118	1.0653	1.1055	1.2532	---	1.02	2.05	1.00	1.00	13	20.00	5.00	10.00	50.00	100.0	250.0	500.0	1.00			
1,1,2-Trichloro-1,2,2-tri	1	0	Avg	0.4384	0.4033	0.4315	0.4411	0.4061	0.4277	0.3691	0.4645	---	0.4232	1.16	0.995	0.999	6.9	20.00	5.00	10.00	50.00	100.0	250.0	500.0	1.00			
Methylene Chloride	1	0	Avg	0.5054	0.5618	0.4538	0.5414	0.5306	0.5498	0.4881	0.6269	---	0.5322	2.51	0.997	1.00	9.8	20.00	5.00	10.00	50.00	100.0	250.0	500.0	1.00			
Acrolein	1	0	Avg	0.0688	0.0879	0.0575	0.0796	0.0806	0.0848	0.0783	0.0912	---	0.0786	2.12	0.998	1.00	14	100.0	25.00	50.00	250.0	500.0	1250.	2500.	5.00			
Acrylonitrile	1	0	LinF	0.1728	0.2496	0.1618	0.1982	0.2003	0.1980	0.1784	0.1501	---	0.1892	2.70	0.997	1.00	16	20.00	5.00	10.00	50.00	100.0	250.0	500.0	1.00			
Iodomethane	1	0	Avg	0.9154	0.9853	0.9234	0.9508	0.8897	0.9193	0.8238	0.8744	---	0.9122	2.29	0.997	1.00	5.3	20.00	5.00	10.00	50.00	100.0	250.0	500.0	1.00			
Acetone	1	0	LinF	0.1399	0.1835	0.1430	0.1647	0.1600	0.1598	0.1484	0.2913	---	0.1742	2.22	0.999	1.00	28	100.0	25.00	50.00	250.0	500.0	1250.	2500.	5.00			
Carbon Disulfide	1	0	Avg	1.3145	1.4521	1.3372	1.4742	1.4828	1.6016	1.4794	1.8222	---	1.50	2.33	0.998	0.999	11	20.00	5.00	10.00	50.00	100.0	250.0	500.0	1.00			
t-Butyl Alcohol	1	0	LinF	0.0430	0.0802	0.0425	0.0557	0.0541	0.0548	0.0490	0.0838	---	0.0579	2.59	0.997	1.00	27	100.0	25.00	50.00	250.0	500.0	1250.	2500.	5.00			
n-Hexane	1	0	Avg	0.4883	0.4267	0.4685	0.5242	0.5048	0.5569	0.4959	0.3841	---	0.4812	2.89	0.997	0.999	11	20.00	5.00	10.00	50.00	100.0	250.0	500.0	1.00			
Di-isopropyl-ether	1	0	Avg	1.6892	1.6270	1.6560	1.9081	1.9662	1.9843	1.7820	1.7563	---	1.80	3.05	0.997	1.00	7.8	20.00	5.00	10.00	50.00	100.0	250.0	500.0	1.00			
1,1-Dichloroethene	1	0	Avg	0.8125	1.0165	0.8220	0.9066	0.8803	0.9054	0.8285	0.8434	---	0.8772	2.17	0.998	1.00	7.7	20.00	5.00	10.00	50.00	100.0	250.0	500.0	1.00			
Methyl Acetate	1	0	Avg	0.3584	0.4231	0.4166	0.4523	0.4477	0.4672	0.4200	0.5593	---	0.4432	2.43	0.997	1.00	13	20.00	5.00	10.00	50.00	100.0	250.0	500.0	1.00			
Methyl-t-butyl ether	1	0	Avg	1.3293	1.4072	1.3446	1.4412	1.4403	1.3772	1.1956	1.7117	1.8566	---	1.46	2.71	0.995	1.00	14	20.00	5.00	10.00	50.00	100.0	250.0	500.0	1.00		
1,1-Dichloroethane	1	0	Avg	0.9351	1.0160	0.9513	1.0297	1.0113	1.0260	0.9230	1.1071	---	1.00	3.01	0.997	1.00	6.1	20.00	5.00	10.00	50.00	100.0	250.0	500.0	1.00			
trans-1,2-Dichloroether	1	0	Avg	0.4508	0.4668	0.4564	0.5005	0.4774	0.4897	0.4336	0.4132	---	0.4612	2.71	0.996	1.00	6.3	20.00	5.00	10.00	50.00	100.0	250.0	500.0	1.00			
cis-1,2-Dichloroethene	1	0	Avg	0.8124	0.8629	0.7827	0.9827	0.9218	0.9836	0.8809	0.9661	---	0.8893	3.48	0.997	0.999	8.6	20.00	5.00	10.00	50.00	100.0	250.0	500.0	1.00			
Bromochloromethane	1	0	Avg	0.3902	0.4315	0.4264	0.4572	0.4420	0.4606	0.4195	0.4149	---	0.4303	3.68	0.998	1.00	5.4	20.00	5.00	10.00	50.00	100.0	250.0	500.0	1.00			
2,2-Dichloropropane	1	0	Avg	0.6100	0.6623	0.5991	0.6661	0.6358	0.6759	0.5892	0.6863	---	0.6413	3.48	0.995	0.999	5.8	20.00	5.00	10.00	50.00	100.0	250.0	500.0	1.00			
Ethyl acetate	1	0	Avg	0.4470	0.4858	0.4571	0.4791	0.5053	0.5051	0.4763	0.4500	---	0.4763	3.49	0.999	1.00	4.8	20.00	5.00	10.00	50.00	100.0	250.0	500.0	1.00			
1,4-Dioxane	1	0	LinF	0.0044	0.0062	0.0049	0.0053	0.0053	0.0050	0.0045	0.0074	---	0.0054	4.75	0.996	1.00	18	100.0	25.00	50.00	250.0	500.0	1250.	2500.	50.00			
1,1-Dichloropropene	1	0	Avg	0.6946	0.6436	0.6583	0.7025	0.6731	0.6789	0.5601	0.7808	---	0.6743	3.99	0.990	0.999	9.2	20.00	5.00	10.00	50.00	100.0	250.0	500.0	1.00			
Chloroform	1	0	Avg	0.9012	0.9380	0.8770	0.9343	0.9494	0.9736	0.8792	1.0708	---	0.9403	3.73	0.997	1.00	6.7	20.00	5.00	10.00	50.00	100.0	250.0	500.0	1.00			
Dibromofluoromethane	1	0	Avg	0.3646	0.3943	0.3589	0.3679	0.3422	0.3424	0.2958	0.3600	0.3466	---	0.3533	3.85	-1	-1	7.6	30.00	30.00	30.00	30.00	30.00	30.00	30.00	30.00		
Cyclohexane	1	0	Avg	0.6682	0.6060	0.6189	0.7013	0.7193	0.7429	0.6705	0.6970	---	0.6783	3.98	0.997	1.00	7.0	20.00	5.00	10.00	50.00	100.0	250.0	500.0	1.00			
1,2-Dichloroethane-d4	1	0	Avg	0.2167	0.2394	0.2015	0.2108	0.2020	0.2242	0.2022	0.2278	0.2309	---	0.2174	4.09	-1	-1	6.5	30.00	30.00	30.00	30.00	30.00	30.00	30.00	30.00		
1,2-Dichloroethane	1	0	LinF	0.8077	0.8764	0.8436	0.8981	0.8676	0.8274	---	1.2022	1.1731	---	0.9374	4.14	0.999	1.00	17	20.00	5.00	10.00	50.00	100.0	250.0	---	1.00		
2-But																												

Flags

a - failed the spec criteria
b - failed the ccc criteria
c - failed the minimum correlation coeff criteria (if applicable)

Note:

* - ccc compound
** - spec compound
Corr 1 = Correlation Coefficient for linear Eq.
Corr 2 = Correlation Coefficient for quad Eq.
Fit = Indicates whether Avg Rt, Linear, or Quadratic Curve was used for compound.

Level #:	Data File:	Cal Identifier:									Analysis Date/Time	Level #:	Data File:	Cal Identifier:									Analysis Date/Time																																																																																																																																																																																																																																																																																																																																																																																																																																																																																																																																																																																																																																																																																																																																																																																																																																																																																																																																																																																																																																																																																																																																																																																																																																																																																																																														
		CAL @ 20 PPB	CAL @ 10 PPB	CAL @ 100 PPB	CAL @ 500 PPB	CAL @ 0.5 PPB	05/31/11 10:09	05/31/11 10:25	05/31/11 09:37	05/31/11 09:05				05/31/11 08:32	CAL @ 5 PPB	CAL @ 50 PPB	CAL @ 250 PPB	CAL @ 1 PPB	05/31/11 08:50	05/31/11 09:53	05/31/11 09:21	05/31/11 08:14																																																																																																																																																																																																																																																																																																																																																																																																																																																																																																																																																																																																																																																																																																																																																																																																																																																																																																																																																																																																																																																																																																																																																																																																																																																																																																																															
1	2M67529											2	2M67524																																																																																																																																																																																																																																																																																																																																																																																																																																																																																																																																																																																																																																																																																																																																																																																																																																																																																																																																																																																																																																																																																																																																																																																																																																																																																																																																								</

Flags

a - failed the spec criteria
b - failed the ccc criteria
c - failed the minimum correlation coeff criteria (if applicable)

* - ccc compound
** - spec compound

Note:

Corr 1 = Correlation Coefficient for linear Eq.
Corr 2 = Correlation Coefficient for quad Eq.
Fit = Indicates whether Avg RF, Linear, or Quadratic Curve was used for compound

Level #:	Data File:	Cal Identifier:	Analysis Date/Time	Level #:	Data File:	Cal Identifier:	Analysis Date/Time	Calibration Level Concentrations																	
								Lvl1	Lvl2	Lvl3	Lvl4	Lvl5	Lvl6	Lvl7	Lvl8	Lvl9									
1	2M67529.	CAL @ 20 PPB	05/31/11 10:09	2	2M67524.	CAL @ 5 PPB	05/31/11 08:50	20.00	5.00	10.00	50.00	100.0	250.0	500.0	1.00										
3	2M67530.	CAL @ 10 PPB	05/31/11 10:25	4	2M67528.	CAL @ 50 PPB	05/31/11 09:53	20.00	5.00	10.00	50.00	100.0	250.0	500.0	1.00										
5	2M67527.	CAL @ 100 PPB	05/31/11 09:37	6	2M67526.	CAL @ 250 PPB	05/31/11 09:21	20.00	5.00	10.00	50.00	100.0	250.0	500.0	1.00										
7	2M67525.	CAL @ 500 PPB	05/31/11 09:05	8	2M67522.	CAL @ 1 PPB	05/31/11 08:14	20.00	5.00	10.00	50.00	100.0	250.0	500.0	1.00										
9	2M67523.	CAL @ 0.5 PPB	05/31/11 08:32					20.00	5.00	10.00	50.00	100.0	250.0	500.0	1.00										
Compound	Col	Mr	Fit	RF1	RF2	RF3	RF4	RF5	RF6	RF7	RF8	RF9	AvgRt	RT	Corr1	Corr2	%Rsd								
4-Chlorotoluene	1	0	LinF	2.1990	2.0023	2.0602	2.2600	2.2544	2.0780	1.8492	3.5431	---	2.28	7.07	0.996	1.00	23	20.00	5.00	10.00	50.00	100.0	250.0	500.0	1.00
n-Propylbenzene	1	0	Avg	4.0171	3.8995	4.1200	4.1996	4.3395	4.2706	4.0100	5.8370	---	4.34	6.94	0.999	1.00	14	20.00	5.00	10.00	50.00	100.0	250.0	500.0	1.00
Bromobenzene	1	0	LinF	1.7858	2.1279	1.8355	1.9889	1.9838	1.8629	1.6648	3.6422	---	2.11	6.90	0.996	1.00	30	20.00	5.00	10.00	50.00	100.0	250.0	500.0	1.00
1,3,5-Trimethylbenzene	1	0	LinF	2.8445	2.6128	2.9095	2.7713	2.9227	2.5475	2.3576	3.8963	---	2.86	7.03	0.997	1.00	16	20.00	5.00	10.00	50.00	100.0	250.0	500.0	1.00
Butyl methacrylate	1	0	Avg	1.4062	1.4662	1.3101	1.5068	1.6694	1.6439	1.5204	1.5868	---	1.51	7.06	0.998	1.00	8.0	20.00	5.00	10.00	50.00	100.0	250.0	500.0	1.00
t-Butylbenzene	1	0	Avg	2.7220	2.2617	2.8473	2.6684	2.6772	2.5190	2.2829	3.5049	---	2.69	7.24	0.997	1.00	15	20.00	5.00	10.00	50.00	100.0	250.0	500.0	1.00
1,2,4-Trimethylbenzene	1	0	LinF	2.9642	2.8680	3.0317	3.0430	3.0517	2.8427	2.5511	4.4309	---	3.10	7.27	0.997	1.00	18	20.00	5.00	10.00	50.00	100.0	250.0	500.0	1.00
sec-Butylbenzene	1	0	Avg	3.2200	2.9447	3.2954	3.2904	3.3766	3.3400	3.0500	4.2962	---	3.35	7.38	0.998	1.00	12	20.00	5.00	10.00	50.00	100.0	250.0	500.0	1.00
4-Isopropyltoluene	1	0	Avg	2.6845	2.6019	2.7354	2.7547	2.7565	2.3987	1.9897	3.3664	---	2.66	7.45	0.988	1.00	15	20.00	5.00	10.00	50.00	100.0	250.0	500.0	1.00
n-Butylbenzene	1	0	LinF	3.1776	2.7856	3.3432	3.2035	3.2547	3.1714	2.8187	4.5870	---	3.29	7.71	0.996	1.00	17	20.00	5.00	10.00	50.00	100.0	250.0	500.0	1.00
p-Diethylbenzene	1	0	Avg	1.5024	1.1318	1.3897	1.4366	1.4683	1.3552	1.1983	1.8285	---	1.41	7.69	0.995	1.00	15	20.00	5.00	10.00	50.00	100.0	250.0	500.0	1.00
1,2,4,5-Tetramethylbenzene	1	0	Avg	2.5773	2.3117	2.5372	2.5783	2.5576	2.4162	2.1532	3.1830	---	2.54	8.18	0.996	1.00	12	20.00	5.00	10.00	50.00	100.0	250.0	500.0	1.00
1,2-Dibromo-3-Chlorobenzene	1	0	Avg	0.2171	0.2549	0.2137	0.2291	0.2438	0.2361	0.2424	0.2673	---	0.238	8.25	1.00	1.00	7.6	20.00	5.00	10.00	50.00	100.0	250.0	500.0	1.00
Camphor	1	0	Avg	0.0885	0.0956	0.0854	0.0925	0.0912	0.0844	0.0816	0.1175	0.0976	0.0928	8.71	0.999	1.00	12	20.00	50.00	100.0	500.0	1000.0	2500.0	5000.0	10.00
Hexachlorobutadiene	1	0	Avg	0.6926	0.5021	0.7081	0.6312	0.6331	0.5864	0.5474	0.7597	---	0.634	8.86	0.998	1.00	13	20.00	5.00	10.00	50.00	100.0	250.0	500.0	1.00
1,2,4-Trichlorobenzene	1	0	LinF	1.2740	1.0989	1.2892	1.2253	1.1897	1.1251	1.0341	2.0016	---	1.28	8.77	0.998	1.00	24	20.00	5.00	10.00	50.00	100.0	250.0	500.0	1.00
1,2,3-Trichlorobenzene	1	0	LinF	1.0863	0.9683	1.0869	1.0726	1.0649	1.0220	0.9297	1.4807	---	1.09	9.10	0.998	1.00	15	20.00	5.00	10.00	50.00	100.0	250.0	500.0	1.00
Naphthalene	1	0	Avg	2.1632	1.9845	2.3104	2.3175	2.3917	2.3101	2.2083	2.7941	---	2.31	8.95	0.999	1.00	10	20.00	5.00	10.00	50.00	100.0	250.0	500.0	1.00

Flags

a - failed the spec criteria * - ccc compound
 b - failed the ccc criteria ** - spec compound
 c - failed the minimum correlation coeff criteria (if applicable)

Note:

Corr 1 = Correlation Coefficient for linear Eq.
 Corr 2 = Correlation Coefficient for quad Eq.
 Fit = Indicates whether Avg, RF, Linear, or Quadratic Curve was used for compound.

SampleID : CAL @ 20 PPB
Data File: 2M67529.D
Acq On : 05/31/11 10:09

Operator : WP
Sam Mult : 1 Vial# : 51
Misc : A,5ML

Qt Meth : 2M_A0531.M
Qt On : 05/31/11 10:54
Qt Upd On: 05/31/11 10:22

Data Path : G:\GcMsData\2011\GCMS_2\Data\05-31-11\
Qt Path : G:\GcMsData\2011\GCMS_2\MethodQt\
Qt Resp Via : Initial Calibration

Compound	R.T.	QIon	Response	Conc	Units	Dev(Min)
Internal Standards						
4) Fluorobenzene	4.290	96	228230	30.00	ug/l	-0.02
51) Chlorobenzene-d5	6.090	117	220447	30.00	ug/l	-0.02
69) 1,4-Dichlorobenzene-d4	7.486	152	145554	30.00	ug/l	-0.02
System Monitoring Compounds						
36) Dibromofluoromethane	3.826	111	83222	33.11	ug/l	-0.02
Spiked Amount 30.000			Recovery	=	110.37%	
38) 1,2-Dichloroethane-d4	4.067	67	49475	30.64	ug/l	-0.02
Spiked Amount 30.000			Recovery	=	102.13%	
65) Toluene-d8	5.235	98	251427	25.86	ug/l	-0.02
Spiked Amount 30.000			Recovery	=	86.20%	
75) Bromofluorobenzene	6.776	174	123749	29.72	ug/l	-0.02
Spiked Amount 30.000			Recovery	=	99.07%	
Target Compounds						
5) Chlorodifluoromethane	1.209	51	113285	22.4258	ug/l	67
6) Dichlorodifluoromethane	1.192	85	96625	20.4027	ug/l	89
7) Chloromethane	1.309	50	86138	19.9484	ug/l	77
8) Bromomethane	1.592	94	43447	18.1283	ug/l	79
9) Vinyl Chloride	1.376	62	66813	17.8863	ug/l	94
10) Chloroethane	1.642	64	41093	16.7167	ug/l	98
11) Trichlorofluoromethane	1.809	101	91778	20.3374	ug/l	88
12) Ethyl ether	1.998	59	53461	18.3720	ug/l	85
13) Furan	2.027	39	142103	19.6516	ug/l	98
14) 1,1,2-Trichloro-1,2,2-...	2.145	101	66717	31.8343	ug/l	99
15) Methylene Chloride	2.490	84	76901	23.9639	ug/l	95
16) Acrolein	2.096	56	52363	152.9933	ug/l	97
17) Acrylonitrile	2.667	53	26298	25.0447	ug/l	91
18) Iodomethane	2.273	142	139290	25.8932	ug/l	96
19) Acetone	2.194	43	106434	87.9376	ug/l	98
20) Carbon Disulfide	2.312	76	200020	22.7774	ug/l	100
21) t-Butyl Alcohol	2.568	59	32714	102.0055	ug/l	97
22) n-Hexane	2.873	57	74306	33.8023	ug/l	78
23) Di-isopropyl-ether	3.031	45	257018	26.0196	ug/l	93
24) 1,1-Dichloroethene	2.155	61	123626	22.6290	ug/l	97
25) Methyl Acetate	2.421	43	54533	19.3810	ug/l	100
26) Methyl-t-butyl ether	2.676	73	202262	24.8379	ug/l	65
27) 1,1-Dichloroethane	2.991	63	142285	24.4705	ug/l	97
28) trans-1,2-Dichloroethene	2.686	96	68597	24.7643	ug/l	86
29) cis-1,2-Dichloroethene	3.447	61	123622	23.7772	ug/l	85
30) Bromochloromethane	3.652	49	59374	22.5342	ug/l	96
31) 2,2-Dichloropropane	3.447	77	92827	20.8347	ug/l	88
32) Ethyl acetate	3.507	43	68017m	25.0564	ug/l	
33) 1,4-Dioxane	4.735	88	33534	1125.1896	ug/l	74
34) 1,1-Dichloropropene	3.965	75	105686	26.7837	ug/l	95
35) Chloroform	3.706	83	137134	24.8094	ug/l	90
37) Cyclohexane	3.887	56	101679	30.8352	ug/l	92
39) 1,2-Dichloroethane	4.121	62	122905	22.3441	ug/l	89
40) 2-Butanone	3.465	43	27697	25.1128	ug/l	83
41) 1,1,1-Trichloroethane	3.845	97	120605	25.1272	ug/l	98
42) Carbon Tetrachloride	3.965	117	100624	26.4092	ug/l	88
43) Vinyl Acetate	3.031	43	257546	22.5806	ug/l	100
44) Bromodichloromethane	4.814	83	121235	25.4137	ug/l	97
45) Methylcyclohexane	4.633	83	92774	33.2414	ug/l	93
46) Dibromomethane	4.729	174	68847	30.8145	ug/l	86
47) 1,2-Dichloropropane	4.651	63	75375	27.0231	ug/l	95
48) Trichloroethene	4.519	130	79091	27.9492	ug/l	96
49) Benzene	4.109	78	264207	25.7313	ug/l	100
50) tert-Amyl methyl ether	4.176	73	189442	23.3948	ug/l	69
52) Iso-propylacetate	4.146	43	130754	17.2997	ug/l	# 59
53) Methyl methacrylate	4.711	41	65185	16.4786	ug/l	87
54) Dibromochloromethane	5.747	129	96742	21.1198	ug/l	100
55) 2-Chloroethylvinylether	4.982	63	46691	18.2548	ug/l	80
56) cis-1,3-Dichloropropene	5.079	75	117844	17.7584	ug/l	97
57) trans-1,3-Dichloropropene	5.398	75	120520	18.3854	ug/l	99
58) Ethyl methacrylate	5.434	41	71459	17.2826	ug/l	73
59) 1,1,2-Trichloroethane	5.512	97	60845	18.3557	ug/l	88
60) 1,2-Dibromoethane	5.825	107	79911	20.4494	ug/l	97
61) 1,3-Dichloropropane	5.614	76	117061	19.2731	ug/l	94
62) 4-Methyl-2-Pentanone	5.163	43	65697	16.9544	ug/l	96
63) 2-Hexanone	5.644	43	48331	17.0939	ug/l	88
64) Tetrachloroethene	5.596	164	71854	23.8540	ug/l	85
66) Toluene	5.277	92	164798	19.5443	ug/l	100
67) 1,1,1,2-Tetrachloroethane	6.150	133	79658	22.7706	ug/l	78

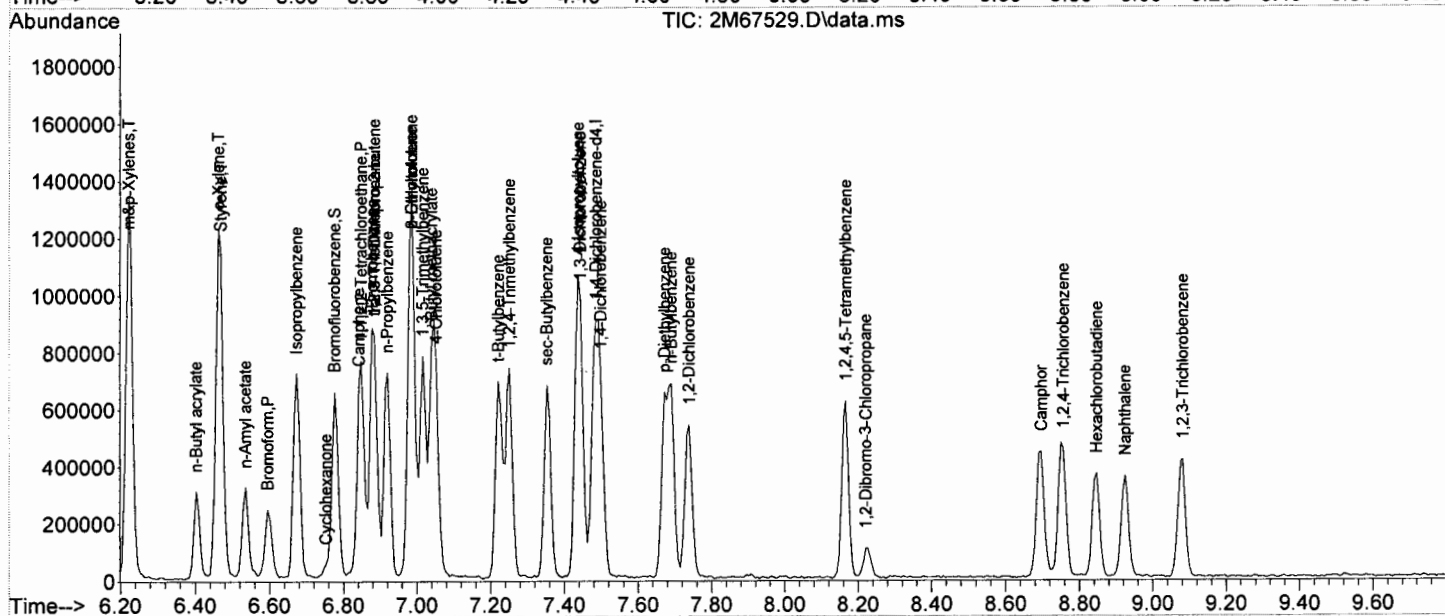
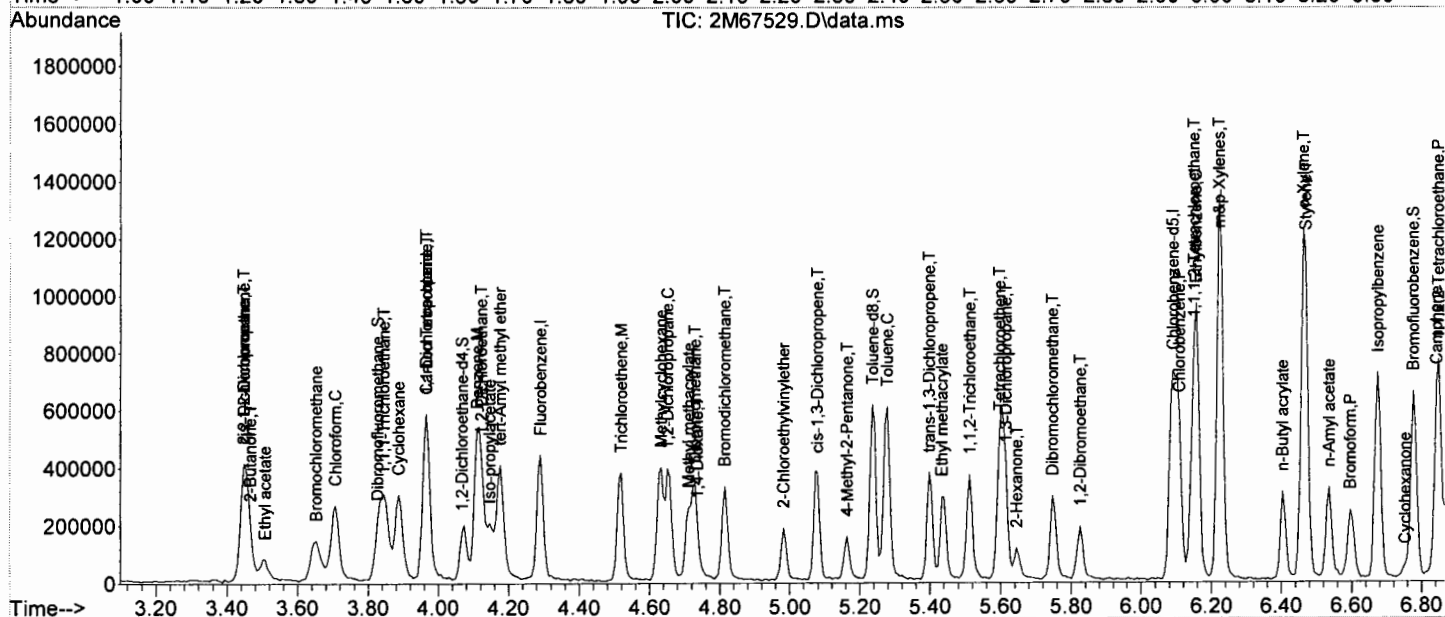
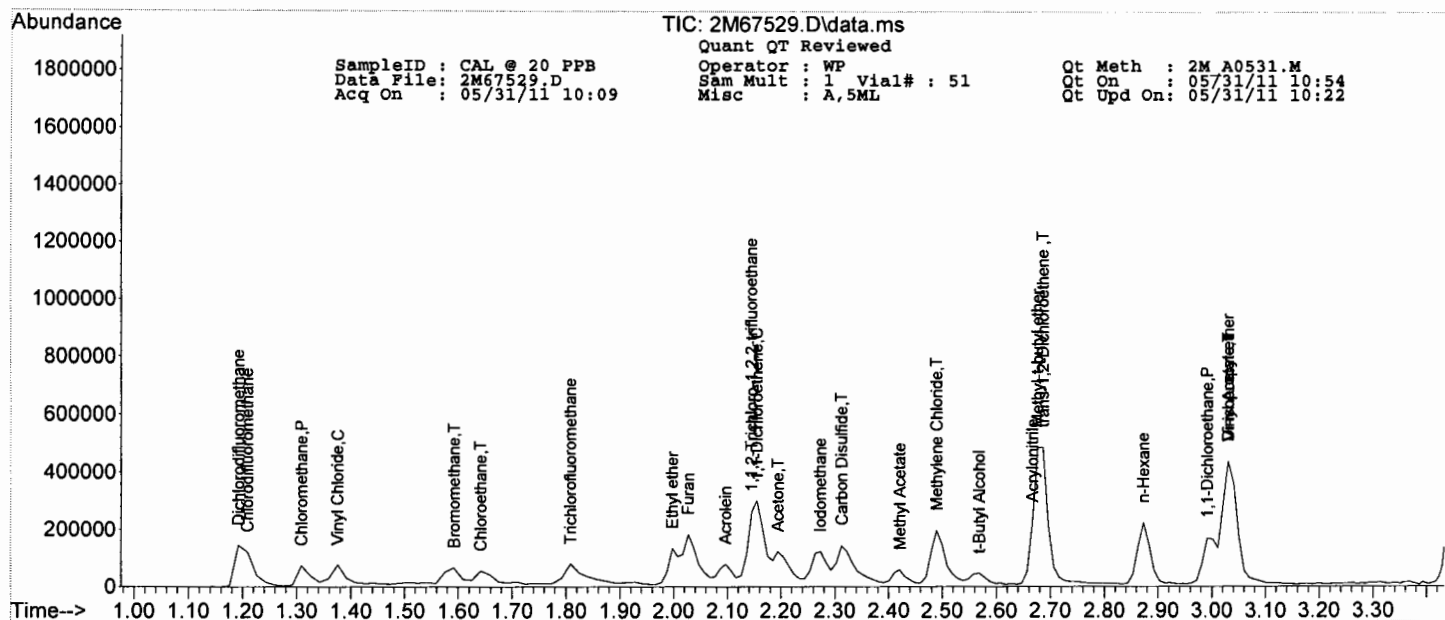
Quantitation Report (QT Reviewed)

SampleID : CAL @ 20 PPB Operator : WP Qt Meth : 2M_A0531.M
 Data File: 2M67529.D Sam Mult : 1 Vial# : 51 Qt On : 05/31/11 10:54
 Acq On : 05/31/11 10:09 Misc : A,5ML Qt Upd On: 05/31/11 10:22

Data Path : G:\GcMsData\2011\GCMS_2\Data\05-31-11\
 Qt Path : G:\GcMsData\2011\GCMS_2\MethodQt\
 Qt Resp Via : Initial Calibration

	Compound	R.T.	QIon	Response	Conc	Units	Dev(Min)
68)	Chlorobenzene	6.108	112	188023	20.4018	ug/l	95
70)	n-Butyl acrylate	6.403	55	135042	17.1313	ug/l	93
71)	n-Amyl acetate	6.535	43	137573	18.2123	ug/l	90
72)	Bromoform	6.596	173	75501	20.9557	ug/l	94
73)	Ethylbenzene	6.156	106	77936	19.0080	ug/l	92
74)	1,1,2,2-Tetrachloroethane	6.848	83	86465	17.6684	ug/l	93
76)	Styrene	6.469	104	202289	18.3234	ug/l	100
77)	m&p-Xylenes	6.222	106	227132	38.4859	ug/l	96
78)	o-Xylene	6.463	106	119997	19.4416	ug/l	76
79)	trans-1,4-Dichloro-2-b...	6.884	53	30766	16.1734	ug/l	50
80)	1,3-Dichlorobenzene	7.444	146	166359	19.9721	ug/l	92
81)	1,4-Dichlorobenzene	7.498	146	174169	20.3891	ug/l	93
82)	1,2-Dichlorobenzene	7.739	146	161130	19.9480	ug/l	92
83)	Isopropylbenzene	6.674	105	318248	18.8509	ug/l	94
84)	Cyclohexanone	6.752	55	16431	77.9723	ug/l	83
85)	Camphene	6.842	93	105547	18.1118	ug/l	98
86)	1,2,3-Trichloropropane	6.884	75	116350	17.0127	ug/l	89
87)	2-Chlorotoluene	6.987	91	223950	17.9756	ug/l	96
88)	p-Ethyltoluene	6.987	105	330252	17.5308	ug/l	78
89)	4-Chlorotoluene	7.053	91	213387	18.6431	ug/l	97
90)	n-Propylbenzene	6.921	91	389804	18.2412	ug/l	99
91)	Bromobenzene	6.878	77	173294	17.9592	ug/l	88
92)	1,3,5-Trimethylbenzene	7.017	105	276022	19.5005	ug/l	94
93)	Butyl methacrylate	7.041	41	136454	20.4514	ug/l	60
94)	t-Butylbenzene	7.222	119	264134	19.1061	ug/l	88
95)	1,2,4-Trimethylbenzene	7.252	105	287636	19.2019	ug/l	93
96)	sec-Butylbenzene	7.354	105	312458	18.3113	ug/l	99
97)	4-Isopropyltoluene	7.438	119	260497	19.0195	ug/l	96
98)	n-Butylbenzene	7.691	91	308343	18.3676	ug/l	96
99)	p-Diethylbenzene	7.673	119	145787	19.1616	ug/l	89
100)	1,2,4,5-Tetramethylben...	8.167	119	250100	18.7387	ug/l	98
101)	1,2-Dibromo-3-Chloropr...	8.221	157	21069	20.2586	ug/l	79
102)	Camphor	8.696	95	85918	196.0391	ug/l	91
103)	Hexachlorobutadiene	8.847	225	67215	27.4214	ug/l	99
104)	1,2,4-Trichlorobenzene	8.757	180	123628	23.6003	ug/l	94
105)	1,2,3-Trichlorobenzene	9.082	180	105418	23.4136	ug/l	95
106)	Naphthalene	8.925	128	209911	18.9279	ug/l	100

(#) = qualifier out of range (m) = manual integration (+) = signals summed



SampleID : CAL @ 5 PPB
Data File: 2M67524.D
Acq On : 05/31/11 08:50

Operator : WP
Sam Mult : 1 Vial# : 46
Misc : A,5ML

Qt Meth : 2M_A0531.M
Qt On : 05/31/11 10:27
Qt Upd On: 05/31/11 10:22

Data Path : G:\GcMsData\2011\GCMS_2\Data\05-31-11\
Qt Path : G:\GcMsData\2011\GCMS_2\MethodQt\
Qt Resp Via : Initial Calibration

Compound	R.T.	QIon	Response	Conc	Units	Dev(Min)
Internal Standards						
4) Fluorobenzene	4.285	96	224008	30.00	ug/l	-0.02
51) Chlorobenzene-d5	6.085	117	209964	30.00	ug/l	-0.02
69) 1,4-Dichlorobenzene-d4	7.481	152	125515	30.00	ug/l	-0.02
System Monitoring Compounds						
36) Dibromofluoromethane	3.821	111	88327	35.80	ug/l	-0.03
Spiked Amount 30.000			Recovery =	119.33%		
38) 1,2-Dichloroethane-d4	4.068	67	53640	33.85	ug/l	-0.02
Spiked Amount 30.000			Recovery =	112.83%		
65) Toluene-d8	5.236	98	241124	26.04	ug/l	-0.02
Spiked Amount 30.000			Recovery =	86.80%		
75) Bromofluorobenzene	6.777	174	113752	31.68	ug/l	-0.02
Spiked Amount 30.000			Recovery =	105.60%		
Target Compounds						
						Qvalue
5) Chlorodifluoromethane	1.208	51	27162	5.4783	ug/l	63
6) Dichlorodifluoromethane	1.191	85	23844	5.1296	ug/l	89
7) Chloromethane	1.308	50	24778	5.8464	ug/l	96
8) Bromomethane	1.574	94	12192	5.1830	ug/l	94
9) Vinyl Chloride	1.375	62	18288	4.9881	ug/l	93
10) Chloroethane	1.641	64	11293	4.6806	ug/l	96
11) Trichlorofluoromethane	1.808	101	26535	5.9908	ug/l	70
12) Ethyl ether	1.997	59	15578	5.4543	ug/l	77
13) Furan	2.026	39	30513	4.2992	ug/l	85
14) 1,1,2-Trichloro-1,2,2-...	2.144	101	15057	7.3199	ug/l	94
15) Methylene Chloride	2.489	84	20977	6.6601	ug/l	87
16) Acrolein	2.095	56	16414	48.8620	ug/l	86
17) Acrylonitrile	2.676	53	9321	9.0441	ug/l	76
18) Iodomethane	2.262	142	36789	6.9677	ug/l	93
19) Acetone	2.193	43	34269	28.8473	ug/l	94
20) Carbon Disulfide	2.311	76	54214	6.2900	ug/l	100
21) t-Butyl Alcohol	2.557	59	14980	47.5895	ug/l	84
22) n-Hexane	2.872	57	15931	7.3837	ug/l	79
23) Di-isopropyl-ether	3.030	45	60744	6.2654	ug/l	91
24) 1,1-Dichloroethene	2.154	61	37954	7.0782	ug/l	92
25) Methyl Acetate	2.410	43	15797	5.7201	ug/l	100
26) Methyl-t-butyl ether	2.676	73	52539	6.5734	ug/l	66
27) 1,1-Dichloroethane	2.990	63	37934	6.6469	ug/l	89
28) trans-1,2-Dichloroethene	2.676	96	17431	6.4114	ug/l	86
29) cis-1,2-Dichloroethene	3.442	61	32219	6.3137	ug/l	93
30) Bromochloromethane	3.647	49	16111	6.2298	ug/l	77
31) 2,2-Dichloropropane	3.448	77	24727	5.6545	ug/l	87
32) Ethyl acetate	3.502	43	18139m	6.8081	ug/l	
33) 1,4-Dioxane	4.730	88	11688	399.5671	ug/l	80
34) 1,1-Dichloropropene	3.960	75	24029	6.2044	ug/l	94
35) Chloroform	3.701	83	35022	6.4554	ug/l	87
37) Cyclohexane	3.887	56	22626	6.9909	ug/l	87
39) 1,2-Dichloroethane	4.122	62	32722	6.0610	ug/l	98
40) 2-Butanone	3.454	43	6739	6.2254	ug/l	94
41) 1,1,1-Trichloroethane	3.845	97	28429	6.0346	ug/l	91
42) Carbon Tetrachloride	3.960	117	21535	5.7585	ug/l	95
43) Vinyl Acetate	3.030	43	69656	6.2223	ug/l	100
44) Bromodichloromethane	4.814	83	30152	6.4397	ug/l	83
45) Methylcyclohexane	4.628	83	17184	6.2732	ug/l	93
46) Dibromomethane	4.724	174	14924	6.8056	ug/l	96
47) 1,2-Dichloropropane	4.652	63	16007	5.8469	ug/l	98
48) Trichloroethene	4.513	130	20007	7.2033	ug/l	75
49) Benzene	4.104	78	62386	6.1903	ug/l	100
50) tert-Amyl methyl ether	4.170	73	46348	5.8315	ug/l	75
52) Iso-propylacetate	4.146	43	31485	4.3737	ug/l	93
53) Methyl methacrylate	4.706	41	15829	4.2013	ug/l	87
54) Dibromochloromethane	5.747	129	21551	4.9397	ug/l	86
55) 2-Chloroethylvinylether	4.977	63	9558	3.9235	ug/l	71
56) cis-1,3-Dichloropropene	5.073	75	28422	4.4969	ug/l	96
57) trans-1,3-Dichloropropene	5.398	75	29838	4.7791	ug/l	80
58) Ethyl methacrylate	5.434	41	21194	5.3817	ug/l	98
59) 1,1,2-Trichloroethane	5.513	97	14609	4.6273	ug/l	84
60) 1,2-Dibromoethane	5.820	107	18219	4.8951	ug/l	80
61) 1,3-Dichloropropane	5.609	76	27273	4.7145	ug/l	93
62) 4-Methyl-2-Pentanone	5.164	43	15424	4.1792	ug/l	96
63) 2-Hexanone	5.645	43	12727	4.7261	ug/l	70
64) Tetrachloroethene	5.591	164	14220	4.9564	ug/l	90
66) Toluene	5.272	92	33882	4.2189	ug/l	100
67) 1,1,1,2-Tetrachloroethane	6.145	133	17879	5.3660	ug/l	96

Quantitation Report (QT Reviewed)

SampleID : CAL @ 5 PPB Operator : WP Qt Meth : 2M_A0531.M
 Data File: 2M67524.D Sam Mult : 1 Vial# : 46 Qt On : 05/31/11 10:27
 Acq On : 05/31/11 08:50 Misc : A,5ML Qt Upd On: 05/31/11 10:22

Data Path : G:\GCMSData\2011\GCMS_2\Data\05-31-11\
 Qt Path : G:\GCMSData\2011\GCMS_2\MethodQt\
 Qt Resp Via : Initial Calibration

Compound	R.T.	QIon	Response	Conc	Units	Dev(Min)
68) Chlorobenzene	6.103	112	44090	5.0229	ug/l	98
70) n-Butyl acrylate	6.404	55	29719	4.3720	ug/l	90
71) n-Amyl acetate	6.530	43	31099	4.7743	ug/l	90
72) Bromoform	6.596	173	19013	6.1197	ug/l	89
73) Ethylbenzene	6.157	106	16904	4.7810	ug/l	97
74) 1,1,2,2-Tetrachloroethane	6.849	83	20183	4.7827	ug/l	92
76) Styrene	6.470	104	46196	4.8525	ug/l	92
77) m&p-Xylenes	6.223	106	49232	9.6738	ug/l	79
78) o-Xylene	6.458	106	24322	4.5697	ug/l	91
79) trans-1,4-Dichloro-2-b...	6.879	53	7682	4.6831	ug/l	45
80) 1,3-Dichlorobenzene	7.445	146	37129	5.1691	ug/l	92
81) 1,4-Dichlorobenzene	7.499	146	35369	4.8015	ug/l	97
82) 1,2-Dichlorobenzene	7.734	146	31838	4.5709	ug/l	90
83) Isopropylbenzene	6.668	105	64265	4.4144	ug/l	94
84) Cyclohexanone	6.753	55	3542	19.4919	ug/l	88
85) Camphene	6.843	93	19971	3.9742	ug/l	90
86) 1,2,3-Trichloropropane	6.879	75	30849	5.2309	ug/l	91
87) 2-Chlorotoluene	6.981	91	47736	4.4433	ug/l	92
88) p-Ethyltoluene	6.981	105	71618	4.4087	ug/l	77
89) 4-Chlorotoluene	7.048	91	41888	4.2439	ug/l	89
90) n-Propylbenzene	6.915	91	81576	4.4269	ug/l	98
91) Bromobenzene	6.879	77	44515	5.3498	ug/l	94
92) 1,3,5-Trimethylbenzene	7.018	105	54658	4.4780	ug/l	98
93) Butyl methacrylate	7.036	41	30672	5.3310	ug/l	77
94) t-Butylbenzene	7.222	119	47314	3.9689	ug/l	98
95) 1,2,4-Trimethylbenzene	7.246	105	59998	4.6448	ug/l	93
96) sec-Butylbenzene	7.355	105	61602	4.1865	ug/l	96
97) 4-Isopropyltoluene	7.433	119	54430	4.6085	ug/l	94
98) n-Butylbenzene	7.692	91	58274	4.0255	ug/l	90
99) p-Diethylbenzene	7.674	119	23677	3.6088	ug/l	85
100) 1,2,4,5-Tetramethylben...	8.161	119	48360	4.2018	ug/l	98
101) 1,2-Dibromo-3-Chloropr...	8.228	157	5334	5.9477	ug/l	87
102) Camphor	8.691	95	20017	52.9647	ug/l	92
103) Hexachlorobutadiene	8.842	225	10504	4.9694	ug/l	94
104) 1,2,4-Trichlorobenzene	8.757	180	22990	5.0894	ug/l	97
105) 1,2,3-Trichlorobenzene	9.082	180	20257	5.2174	ug/l	83
106) Naphthalene	8.920	128	41514	4.3410	ug/l	100

(#) = qualifier out of range (m) = manual integration (+) = signals summed

SampleID : CAL @ 10 PPB
Data File: 2M67530.D
Acq On : 05/31/11 10:25

Operator : WP
Sam Mult : 1 Vial# : 52
Misc : A,5ML

Qt Meth : 2M_A0531.M
Qt On : 05/31/11 10:52
Qt Upd On: 05/31/11 10:22

Data Path : G:\GcMsData\2011\GCMS_2\Data\05-31-11\
Qt Path : G:\GcMsData\2011\GCMS_2\MethodQt\
Qt Resp Via : Initial Calibration

Compound	R.T.	QIon	Response	Conc	Units	Dev(Min)

Internal Standards						
4) Fluorobenzene	4.291	96	227688	30.00	ug/l	-0.02
51) Chlorobenzene-d5	6.091	117	221704	30.00	ug/l	-0.02
69) 1,4-Dichlorobenzene-d4	7.481	152	137011	30.00	ug/l	-0.02
System Monitoring Compounds						
36) Dibromofluoromethane	3.827	111	81726	32.59	ug/l	-0.02
Spiked Amount 30.000			Recovery	=	108.63%	
38) 1,2-Dichloroethane-d4	4.068	67	45891	28.49	ug/l	-0.02
Spiked Amount 30.000			Recovery	=	94.97%	
65) Toluene-d8	5.236	98	240925	24.64	ug/l	-0.02
Spiked Amount 30.000			Recovery	=	82.13%	
75) Bromofluorobenzene	6.777	174	123051	31.40	ug/l	-0.02
Spiked Amount 30.000			Recovery	=	104.67%	
Target Compounds						
						Qvalue
5) Chlorodifluoromethane	1.209	51	58427	11.5937	ug/l	68
6) Dichlorodifluoromethane	1.193	85	49028	10.3771	ug/l	83
7) Chloromethane	1.309	50	43991	10.2120	ug/l	81
8) Bromomethane	1.592	94	23583	9.8634	ug/l	94
9) Vinyl Chloride	1.376	62	33982	9.1189	ug/l	96
10) Chloroethane	1.642	64	18066	7.3668	ug/l	92
11) Trichlorofluoromethane	1.809	101	46877	10.4124	ug/l	84
12) Ethyl ether	1.997	59	24470	8.4292	ug/l	90
13) Furan	2.026	39	70694	9.7996	ug/l	95
14) 1,1,2-Trichloro-1,2,2-...	2.154	101	32750	15.6640	ug/l	93
15) Methylene Chloride	2.489	84	34446	10.7596	ug/l	97
16) Acrolein	2.095	56	21827	63.9256	ug/l	81
17) Acrylonitrile	2.676	53	12284	11.7264	ug/l	89
18) Iodomethane	2.272	142	70084	13.0592	ug/l	97
19) Acetone	2.203	43	54268	44.9439	ug/l	95
20) Carbon Disulfide	2.321	76	101492	11.5850	ug/l	100
21) t-Butyl Alcohol	2.567	59	16153	50.4866	ug/l	85
22) n-Hexane	2.872	57	35559	16.2145	ug/l	77
23) Di-isopropyl-ether	3.040	45	125686	12.7543	ug/l	99
24) 1,1-Dichloroethene	2.164	61	62390	11.4473	ug/l	90
25) Methyl Acetate	2.420	43	31622	11.2652	ug/l	100
26) Methyl-t-butyl ether	2.676	73	102053	12.5620	ug/l	65
27) 1,1-Dichloroethane	2.990	63	72203	12.4472	ug/l	91
28) trans-1,2-Dichloroethene	2.685	96	34643	12.5363	ug/l	92
29) cis-1,2-Dichloroethene	3.454	61	59409	11.4538	ug/l	89
30) Bromochloromethane	3.653	49	32368	12.3138	ug/l	72
31) 2,2-Dichloropropane	3.448	77	45471	10.2301	ug/l	89
32) Ethyl acetate	3.508	43	34693m	12.8108	ug/l	
33) 1,4-Dioxane	4.736	88	18883	635.1027	ug/l	83
34) 1,1-Dichloropropene	3.966	75	49967	12.6931	ug/l	99
35) Chloroform	3.701	83	66562	12.0706	ug/l	84
37) Cyclohexane	3.887	56	46974	14.2793	ug/l	97
39) 1,2-Dichloroethane	4.122	62	64029	11.6682	ug/l	99
40) 2-Butanone	3.466	43	14594	13.2638	ug/l	100
41) 1,1,1-Trichloroethane	3.845	97	55745	11.6417	ug/l	94
42) Carbon Tetrachloride	3.966	117	51817	13.6320	ug/l	98
43) Vinyl Acetate	3.030	43	132640	11.6570	ug/l	100
44) Bromodichloromethane	4.814	83	59406	12.4825	ug/l	97
45) Methylcyclohexane	4.628	83	45667	16.4017	ug/l	97
46) Dibromomethane	4.730	174	32655	14.6505	ug/l	83
47) 1,2-Dichloropropane	4.658	63	36603	13.1540	ug/l	70
48) Trichloroethene	4.519	130	37233	13.1887	ug/l	95
49) Benzene	4.110	78	115651	11.2901	ug/l	100
50) tert-Amyl methyl ether	4.176	73	97594	12.0809	ug/l	70
52) Iso-propylacetate	4.146	43	61897	8.1430	ug/l	# 73
53) Methyl methacrylate	4.712	41	34797	8.7467	ug/l	95
54) Dibromochloromethane	5.747	129	43017	9.3378	ug/l	96
55) 2-Chloroethylvinylether	4.983	63	21091	8.1992	ug/l	95
56) cis-1,3-Dichloropropene	5.079	75	59494	8.9146	ug/l	97
57) trans-1,3-Dichloropropene	5.398	75	59615	9.0427	ug/l	93
58) Ethyl methacrylate	5.441	41	35295	8.4878	ug/l	71
59) 1,1,2-Trichloroethane	5.513	97	31284	9.3843	ug/l	87
60) 1,2-Dibromoethane	5.826	107	38488	9.7933	ug/l	96
61) 1,3-Dichloropropane	5.609	76	56502	9.2498	ug/l	93
62) 4-Methyl-2-Pentanone	5.164	43	32564	8.3561	ug/l	70
63) 2-Hexanone	5.645	43	23530	8.2750	ug/l	83
64) Tetrachloroethene	5.597	164	33197	10.9582	ug/l	81
66) Toluene	5.278	92	79509	9.3760	ug/l	92
67) 1,1,1,2-Tetrachloroethane	6.151	133	34981	9.9428	ug/l	88

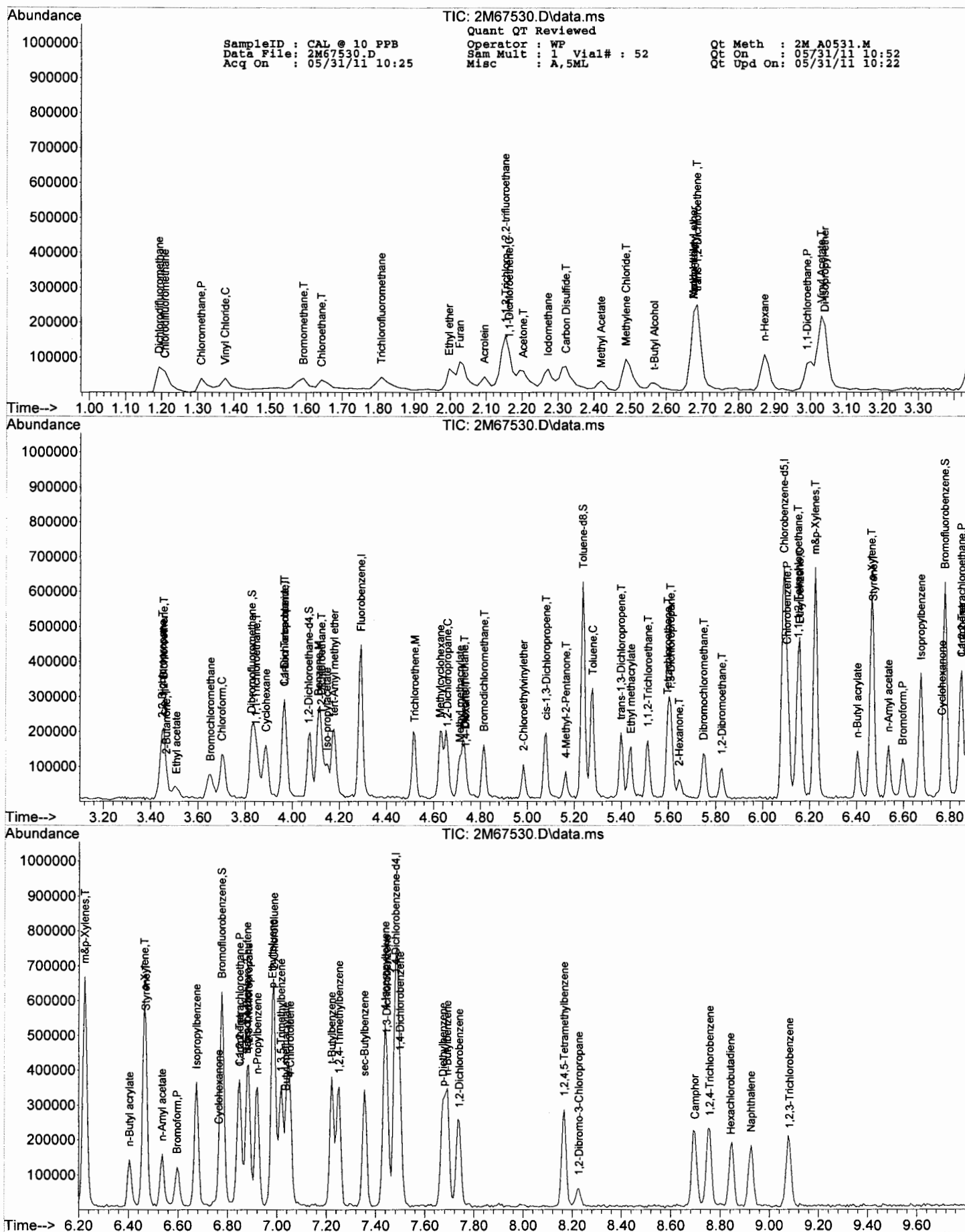
Quantitation Report (QT Reviewed)

SampleID : CAL @ 10 PPB Operator : WP Qt Meth : 2M_A0531.M
 Data File: 2M67530.D Sam Mult : 1 Vial# : 52 Qt On : 05/31/11 10:52
 Acq On : 05/31/11 10:25 Misc : A,5ML Qt Upd On: 05/31/11 10:22

Data Path : G:\GCMSData\2011\GCMS_2\Data\05-31-11\
 Qt Path : G:\GCMSData\2011\GCMS_2\MethodQt\
 Qt Resp Via : Initial Calibration

	Compound	R.T.	QIon	Response	Conc	Units	Dev(Min)
68)	Chlorobenzene	6.103	112	90751	9.7913	ug/l	92
70)	n-Butyl acrylate	6.404	55	63564	8.5664	ug/l	92
71)	n-Amyl acetate	6.536	43	62119	8.7362	ug/l	86
72)	Bromoform	6.596	173	35499	10.4673	ug/l	89
73)	Ethylbenzene	6.157	106	40536	10.5029	ug/l	86
74)	1,1,2,2-Tetrachloroethane	6.849	83	42314	9.1857	ug/l	91
76)	Styrene	6.470	104	89811	8.6423	ug/l	88
77)	m&p-Xylenes	6.223	106	113342	20.4025	ug/l	96
78)	o-Xylene	6.464	106	56826	9.7809	ug/l	82
79)	trans-1,4-Dichloro-2-b...	6.879	53	11104	6.2012	ug/l	9
80)	1,3-Dichlorobenzene	7.445	146	73174	9.3326	ug/l	96
81)	1,4-Dichlorobenzene	7.499	146	78805	9.8005	ug/l	94
82)	1,2-Dichlorobenzene	7.740	146	73942	9.7249	ug/l	89
83)	Isopropylbenzene	6.675	105	150575	9.4752	ug/l	96
84)	Cyclohexanone	6.765	55	6248	31.4982	ug/l	82
85)	Camphene	6.849	93	51256	9.3439	ug/l	92
86)	1,2,3-Trichloropropane	6.885	75	59221	9.1992	ug/l	85
87)	2-Chlorotoluene	6.988	91	117913	10.0545	ug/l	95
88)	p-Ethyltoluene	6.982	105	160504	9.0513	ug/l	81
89)	4-Chlorotoluene	7.054	91	94091	8.7331	ug/l	97
90)	n-Propylbenzene	6.921	91	188165	9.3544	ug/l	99
91)	Bromobenzene	6.879	77	83832	9.2296	ug/l	87
92)	1,3,5-Trimethylbenzene	7.018	105	132882	9.9732	ug/l	91
93)	Butyl methacrylate	7.036	41	59837	9.5274	ug/l	54
94)	t-Butylbenzene	7.222	119	130040	9.9929	ug/l	91
95)	1,2,4-Trimethylbenzene	7.252	105	138460	9.8196	ug/l	93
96)	sec-Butylbenzene	7.355	105	150504	9.3701	ug/l	99
97)	4-Isopropyltoluene	7.439	119	124927	9.6900	ug/l	97
98)	n-Butylbenzene	7.692	91	152688	9.6626	ug/l	93
99)	p-Diethylbenzene	7.674	119	63471	8.8625	ug/l	88
100)	1,2,4,5-Tetramethylben...	8.167	119	115876	9.2233	ug/l	97
101)	1,2-Dibromo-3-Chloropr...	8.228	157	9761	9.9708	ug/l	80
102)	Camphor	8.697	95	39039	94.6294	ug/l	99
103)	Hexachlorobutadiene	8.842	225	32339	14.0158	ug/l	95
104)	1,2,4-Trichlorobenzene	8.757	180	58880	11.9409	ug/l	97
105)	1,2,3-Trichlorobenzene	9.082	180	49639	11.7124	ug/l	88
106)	Naphthalene	8.926	128	105517	10.1078	ug/l	100

(#) = qualifier out of range (m) = manual integration (+) = signals summed



SampleID : CAL @ 50 PPB
 Data File: 2M67528.D
 Acq On : 05/31/11 09:53

Operator : WP
 Sam Mult : 1 Vial# : 50
 Misc : A,5ML

Qt Meth : 2M_A0531.M
 Qt On : 05/31/11 10:57
 Qt Upd On: 05/31/11 10:22

Data Path : G:\GcMsData\2011\GCMS_2\Data\05-31-11\
 Qt Path : G:\GcMsData\2011\GCMS_2\MethodQt\
 Qt Resp Via : Initial Calibration

Compound	R.T.	QIon	Response	Conc	Units	Dev(Min)
Internal Standards						
4) Fluorobenzene	4.291	96	259821	30.00	ug/l	-0.02
51) Chlorobenzene-d5	6.085	117	249456	30.00	ug/l	-0.02
69) 1,4-Dichlorobenzene-d4	7.481	152	156654	30.00	ug/l	-0.02
System Monitoring Compounds						
36) Dibromofluoromethane	3.827	111	95590	33.40	ug/l	-0.02
Spiked Amount 30.000			Recovery	=	111.33%	
38) 1,2-Dichloroethane-d4	4.068	67	54775	29.80	ug/l	-0.02
Spiked Amount 30.000			Recovery	=	99.33%	
65) Toluene-d8	5.236	98	286271	26.02	ug/l	-0.02
Spiked Amount 30.000			Recovery	=	86.73%	
75) Bromofluorobenzene	6.777	174	139201	31.06	ug/l	-0.02
Spiked Amount 30.000			Recovery	=	103.53%	
Target Compounds						
					Qvalue	
5) Chlorodifluoromethane	1.197	51	377700	65.6781	ug/l	82
6) Dichlorodifluoromethane	1.197	85	278486	51.6535	ug/l	91
7) Chloromethane	1.313	50	235403	47.8877	ug/l	81
8) Bromomethane	1.580	94	126466	46.3520	ug/l	71
9) Vinyl Chloride	1.363	62	201077	47.2847	ug/l	99
10) Chloroethane	1.646	64	113387	40.5178	ug/l	94
11) Trichlorofluoromethane	1.813	101	276019	53.7273	ug/l	89
12) Ethyl ether	1.997	59	163548	49.3700	ug/l	88
13) Furan	2.026	39	455307	55.3092	ug/l	100
14) 1,1,2-Trichloro-1,2,2-...	2.144	101	191012	80.0604	ug/l	96
15) Methylene Chloride	2.489	84	234449	64.1760	ug/l	97
16) Acrolein	2.095	56	172478	442.6700	ug/l	96
17) Acrylonitrile	2.666	53	85829	71.8001	ug/l	98
18) Iodomethane	2.262	142	411762	67.2372	ug/l	95
19) Acetone	2.193	43	356649	258.8413	ug/l	93
20) Carbon Disulfide	2.312	76	638417	63.8606	ug/l	100
21) t-Butyl Alcohol	2.567	59	120685	330.5536	ug/l	81
22) n-Hexane	2.872	57	227003	90.7093	ug/l	74
23) Di-isopropyl-ether	3.030	45	826285	73.4794	ug/l	95
24) 1,1-Dichloroethene	2.154	61	392614	63.1277	ug/l	99
25) Methyl Acetate	2.420	43	195863	61.1460	ug/l	100
26) Methyl-t-butyl ether	2.676	73	624128	67.3244	ug/l	65
27) 1,1-Dichloroethane	2.990	63	445927	67.3668	ug/l	97
28) trans-1,2-Dichloroethene	2.676	96	216773	68.7423	ug/l	94
29) cis-1,2-Dichloroethene	3.448	61	425551	71.8978	ug/l	94
30) Bromochloromethane	3.647	49	197985	66.0048	ug/l	82
31) 2,2-Dichloropropane	3.448	77	288470	56.8737	ug/l	91
32) Ethyl acetate	3.502	43	207486m	67.1412	ug/l	
33) 1,4-Dioxane	4.730	88	115807	3413.2937	ug/l	79
34) 1,1-Dichloropropene	3.960	75	304228	67.7252	ug/l	96
35) Chloroform	3.701	83	404619	64.3008	ug/l	86
37) Cyclohexane	3.888	56	303693	80.9000	ug/l	95
39) 1,2-Dichloroethane	4.122	62	388911	62.1071	ug/l	97
40) 2-Butanone	3.460	43	94779	75.4871	ug/l	97
41) 1,1,1-Trichloroethane	3.845	97	359311	65.7578	ug/l	90
42) Carbon Tetrachloride	3.966	117	310146	71.5020	ug/l	89
43) Vinyl Acetate	3.030	43	872557	67.2005	ug/l	100
44) Bromodichloromethane	4.815	83	354608	65.2961	ug/l	94
45) Methylcyclohexane	4.628	83	265752	83.6426	ug/l	96
46) Dibromomethane	4.724	174	185852	73.0696	ug/l	92
47) 1,2-Dichloropropane	4.652	63	235203	74.0712	ug/l	99
48) Trichloroethene	4.514	130	228236	70.8475	ug/l	93
49) Benzene	4.110	78	768567	65.7502	ug/l	100
50) tert-Amyl methyl ether	4.176	73	592896	64.3162	ug/l	68
52) Iso-propylacetate	4.146	43	430278	50.3087	ug/l	58
53) Methyl methacrylate	4.706	41	237850	53.1357	ug/l	97
54) Dibromochloromethane	5.748	129	282313	54.4647	ug/l	98
55) 2-Chloroethylvinylether	4.983	63	147286	50.8881	ug/l	78
56) cis-1,3-Dichloropropene	5.073	75	390236	51.9677	ug/l	89
57) trans-1,3-Dichloropropene	5.398	75	373664	50.3738	ug/l	94
58) Ethyl methacrylate	5.435	41	241844	51.6888	ug/l	75
59) 1,1,2-Trichloroethane	5.507	97	188495	50.2524	ug/l	93
60) 1,2-Dibromoethane	5.820	107	231863	52.4343	ug/l	93
61) 1,3-Dichloropropane	5.609	76	353738	51.4673	ug/l	98
62) 4-Methyl-2-Pentanone	5.158	43	219360	50.0271	ug/l	99
63) 2-Hexanone	5.645	43	148565	46.4348	ug/l	93
64) Tetrachloroethene	5.597	164	195487	57.3506	ug/l	98
66) Toluene	5.272	92	482480	50.5660	ug/l	94
67) 1,1,1,2-Tetrachloroethane	6.145	133	203057	51.2948	ug/l	68

Quantitation Report (QT Reviewed)

SampleID : CAL @ 50 PPB
 Data File: 2M67528.D
 Acq On : 05/31/11 09:53

Operator : WP
 Sam Mult : 1 Vial# : 50
 Misc : A,5ML

Qt Meth : 2M_A0531.M
 Qt On : 05/31/11 10:57
 Qt Upd On: 05/31/11 10:22

Data Path : G:\GcMsData\2011\GCMS_2\Data\05-31-11\
 Qt Path : G:\GcMsData\2011\GCMS_2\MethodQt\
 Qt Resp Via : Initial Calibration

Compound	R.T.	QIon	Response	Conc	Units	Dev(Min)
68) Chlorobenzene	6.103	112	545548	52.3118	ug/l	93
70) n-Butyl acrylate	6.404	55	440049	51.8685	ug/l	92
71) n-Amyl acetate	6.530	43	446490	54.9194	ug/l	92
72) Bromoform	6.596	173	222368	57.3461	ug/l	87
73) Ethylbenzene	6.157	106	228288	51.7325	ug/l	94
74) 1,1,2,2-Tetrachloroethane	6.849	83	262794	49.8948	ug/l	93
76) Styrene	6.470	104	578561	48.6928	ug/l	96
77) m&p-Xylenes	6.223	106	647485	101.9379	ug/l	97
78) o-Xylene	6.458	106	331987	49.9766	ug/l	81
79) trans-1,4-Dichloro-2-b...	6.879	53	85335	41.6811	ug/l	28
80) 1,3-Dichlorobenzene	7.445	146	428188	47.7632	ug/l	95
81) 1,4-Dichlorobenzene	7.493	146	467730	50.8750	ug/l	94
82) 1,2-Dichlorobenzene	7.734	146	427923	49.2234	ug/l	93
83) Isopropylbenzene	6.675	105	884068	48.6558	ug/l	95
84) Cyclohexanone	6.753	55	41999	185.1815	ug/l	95
85) Camphene	6.843	93	288503	45.9992	ug/l	99
86) 1,2,3-Trichloropropane	6.879	75	358663	48.7276	ug/l	86
87) 2-Chlorotoluene	6.988	91	592604	44.1956	ug/l	97
88) p-Ethyltoluene	6.982	105	901852	44.4811	ug/l	82
89) 4-Chlorotoluene	7.048	91	590080	47.9009	ug/l	96
90) n-Propylbenzene	6.915	91	1096487	47.6752	ug/l	99
91) Bromobenzene	6.879	77	519288	50.0029	ug/l	92
92) 1,3,5-Trimethylbenzene	7.018	105	723576	47.4972	ug/l	92
93) Butyl methacrylate	7.036	41	393427	54.7879	ug/l	54
94) t-Butylbenzene	7.222	119	696714	46.8258	ug/l	90
95) 1,2,4-Trimethylbenzene	7.246	105	794519	49.2819	ug/l	92
96) sec-Butylbenzene	7.355	105	859104	46.7794	ug/l	100
97) 4-Isopropyltoluene	7.433	119	719230	48.7919	ug/l	96
98) n-Butylbenzene	7.692	91	836413	46.2938	ug/l	93
99) p-Diethylbenzene	7.674	119	375106	45.8088	ug/l	92
100) 1,2,4,5-Tetramethylben...	8.161	119	673192	46.8648	ug/l	95
101) 1,2-Dibromo-3-Chloropr...	8.222	157	59834	53.4559	ug/l	83
102) Camphor	8.691	95	241563	512.1200	ug/l	96
103) Hexachlorobutadiene	8.842	225	164813	62.4737	ug/l	96
104) 1,2,4-Trichlorobenzene	8.751	180	319913	56.7434	ug/l	97
105) 1,2,3-Trichlorobenzene	9.076	180	280052	57.7929	ug/l	94
106) Naphthalene	8.920	128	605084	50.6951	ug/l	100

(#) = qualifier out of range (m) = manual integration (+) = signals summed

SampleID : CAL @ 100 PPB Operator : WP Qt Meth : 2M_A0531.M
 Data File: 2M67527.D Sam Mult : 1 Vial# : 49 Qt On : 05/31/11 10:27
 Acq On : 05/31/11 09:37 Misc : A,5ML Qt Upd On: 05/31/11 10:22

Data Path : G:\GcMsData\2011\GCMS_2\Data\05-31-11\
 Qt Path : G:\GcMsData\2011\GCMS_2\MethodQt\
 Qt Resp Via : Initial Calibration

Compound	R.T.	QIon	Response	Conc	Units	Dev(Min)
Internal Standards						
4) Fluorobenzene	4.283	96	265649	30.00	ug/l	-0.02
51) Chlorobenzene-d5	6.089	117	243435	30.00	ug/l	-0.02
69) 1,4-Dichlorobenzene-d4	7.479	152	147177	30.00	ug/l	-0.02
System Monitoring Compounds						
36) Dibromofluoromethane	3.826	111	90924	31.07	ug/l	-0.02
Spiked Amount 30.000			Recovery	=	103.57%	
38) 1,2-Dichloroethane-d4	4.072	67	53675	28.56	ug/l	-0.02
Spiked Amount 30.000			Recovery	=	95.20%	
65) Toluene-d8	5.234	98	285634	26.60	ug/l	-0.02
Spiked Amount 30.000			Recovery	=	88.67%	
75) Bromofluorobenzene	6.775	174	130782	31.06	ug/l	-0.02
Spiked Amount 30.000			Recovery	=	103.53%	
Target Compounds						
5) Chlorodifluoromethane	1.208	51	715283	121.6515	ug/l	77
6) Dichlorodifluoromethane	1.191	85	555278	100.7332	ug/l	85
7) Chloromethane	1.308	50	465137	92.5464	ug/l	81
8) Bromomethane	1.575	94	218934	78.4828	ug/l	85
9) Vinyl Chloride	1.375	62	354864	81.6180	ug/l	92
10) Chloroethane	1.641	64	199295	69.6538	ug/l	89
11) Trichlorofluoromethane	1.808	101	510199	97.1319	ug/l	91
12) Ethyl ether	1.997	59	341763	100.9041	ug/l	92
13) Furan	2.026	39	895997	106.4550	ug/l	98
14) 1,1,2-Trichloro-1,2,2-...	2.144	101	359610	147.4196	ug/l	94
15) Methylene Chloride	2.489	84	469895	125.8030	ug/l	96
16) Acrolein	2.095	56	356850	895.7734	ug/l	95
17) Acrylonitrile	2.666	53	177414	145.1593	ug/l	97
18) Iodomethane	2.262	142	796703	127.2407	ug/l	92
19) Acetone	2.193	43	708489	502.9117	ug/l	98
20) Carbon Disulfide	2.312	76	1313079	128.4652	ug/l	100
21) t-Butyl Alcohol	2.567	59	239522	641.6527	ug/l	82
22) n-Hexane	2.872	57	447068	174.7270	ug/l	76
23) Di-isopropyl-ether	3.030	45	1741117	151.4363	ug/l	93
24) 1,1-Dichloroethene	2.154	61	779533	122.5898	ug/l	99
25) Methyl Acetate	2.410	43	396449	121.0513	ug/l	100
26) Methyl-t-butyl ether	2.676	73	1275454	134.5643	ug/l	65
27) 1,1-Dichloroethane	2.990	63	895579	132.3280	ug/l	95
28) trans-1,2-Dichloroethene	2.676	96	422763	131.1240	ug/l	100
29) cis-1,2-Dichloroethene	3.446	61	816265	134.8843	ug/l	91
30) Bromochloromethane	3.645	49	391441	127.6368	ug/l	78
31) 2,2-Dichloropropane	3.446	77	563006	108.5650	ug/l	94
32) Ethyl acetate	3.501	43	447523m	141.6385	ug/l	
33) 1,4-Dioxane	4.735	88	234693	6765.5802	ug/l	91
34) 1,1-Dichloropropene	3.964	75	596076	129.7832	ug/l	98
35) Chloroform	3.699	83	840764	130.6803	ug/l	87
37) Cyclohexane	3.880	56	636937	165.9496	ug/l	90
39) 1,2-Dichloroethane	4.121	62	768302	120.0022	ug/l	95
40) 2-Butanone	3.458	43	189268	147.4361	ug/l	96
41) 1,1,1-Trichloroethane	3.844	97	682981	122.2507	ug/l	100
42) Carbon Tetrachloride	3.964	117	584953	131.8983	ug/l	94
43) Vinyl Acetate	3.030	43	1827767	137.6783	ug/l	100
44) Bromodichloromethane	4.813	83	708622	127.6201	ug/l	94
45) Methylcyclohexane	4.626	83	530965	163.4493	ug/l	96
46) Dibromomethane	4.723	174	362152	139.2599	ug/l	90
47) 1,2-Dichloropropane	4.650	63	463597	142.7950	ug/l	100
48) Trichloroethene	4.512	130	433303	131.5522	ug/l	91
49) Benzene	4.109	78	1544456	129.2281	ug/l	100
50) tert-Amyl methyl ether	4.175	73	1207397	128.1026	ug/l	69
52) Iso-propylacetate	4.145	43	949082	113.7127	ug/l	# 78
53) Methyl methacrylate	4.704	41	489965	112.1655	ug/l	98
54) Dibromochloromethane	5.746	129	561993	111.1030	ug/l	95
55) 2-Chloroethylvinylether	4.981	63	291774	103.3029	ug/l	82
56) cis-1,3-Dichloropropene	5.072	75	770411	105.1332	ug/l	91
57) trans-1,3-Dichloropropene	5.397	75	772922	106.7751	ug/l	99
58) Ethyl methacrylate	5.433	41	501459	109.8266	ug/l	79
59) 1,1,2-Trichloroethane	5.511	97	387330	105.8155	ug/l	95
60) 1,2-Dibromoethane	5.824	107	460786	106.7810	ug/l	94
61) 1,3-Dichloropropane	5.607	76	687513	102.5042	ug/l	98
62) 4-Methyl-2-Pentanone	5.162	43	445373	104.0836	ug/l	91
63) 2-Hexanone	5.643	43	317475	101.6827	ug/l	95
64) Tetrachloroethene	5.595	164	353714	106.3367	ug/l	99
66) Toluene	5.276	92	958176	102.9048	ug/l	100
67) 1,1,1,2-Tetrachloroethane	6.143	133	393138	101.7680	ug/l	67

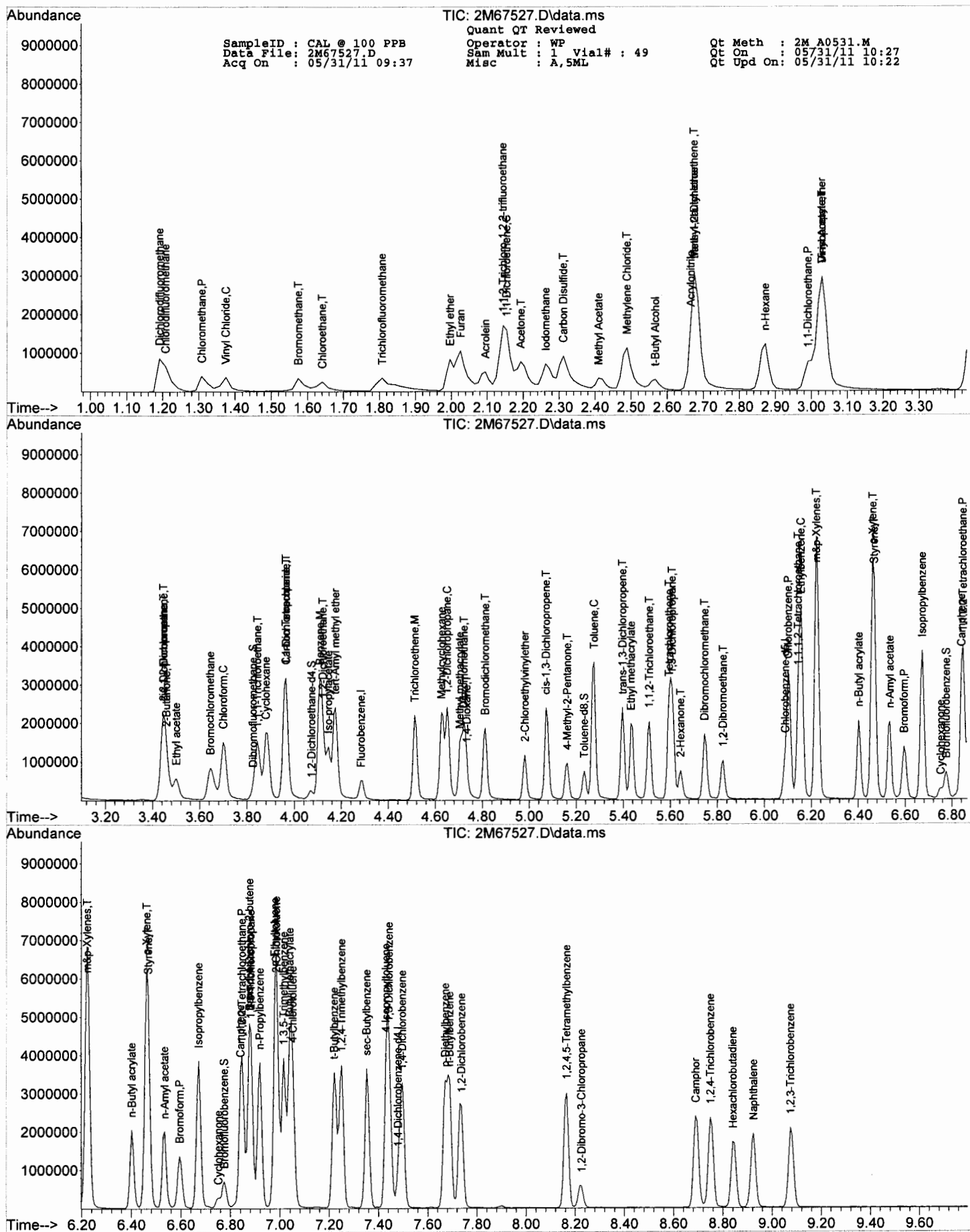
Quantitation Report (QT Reviewed)

SampleID : CAL @ 100 PPB Operator : WP Qt Meth : 2M_A0531.M
 Data File: 2M67527.D Sam Mult : 1 Vial# : 49 Qt On : 05/31/11 10:27
 Acq On : 05/31/11 09:37 Misc : A,5ML Qt Upd On: 05/31/11 10:22

Data Path : G:\GcMsData\2011\GCMS_2\Data\05-31-11\
 Qt Path : G:\GcMsData\2011\GCMS_2\MethodQt\
 Qt Resp Via : Initial Calibration

Compound	R.T.	QIon	Response	Conc	Units	Dev(Min)
68) Chlorobenzene	6.101	112	1056061	103.7688	ug/l	97
70) n-Butyl acrylate	6.402	55	930921	116.7932	ug/l	94
71) n-Amyl acetate	6.534	43	874570	114.5012	ug/l	92
72) Bromoform	6.595	173	433743	119.0600	ug/l	99
73) Ethylbenzene	6.155	106	414675	100.0207	ug/l	99
74) 1,1,2,2-Tetrachloroethane	6.847	83	515335	104.1433	ug/l	92
76) Styrene	6.468	104	1114584	99.8459	ug/l	99
77) m&p-Xylenes	6.221	106	1213494	203.3504	ug/l	94
78) o-Xylene	6.462	106	614289	98.4282	ug/l	83
79) trans-1,4-Dichloro-2-b...	6.878	53	181123	94.1645	ug/l	22
80) 1,3-Dichlorobenzene	7.443	146	809404	96.1006	ug/l	92
81) 1,4-Dichlorobenzene	7.498	146	872957	101.0657	ug/l	94
82) 1,2-Dichlorobenzene	7.738	146	830119	101.6361	ug/l	94
83) Isopropylbenzene	6.673	105	1678265	98.3130	ug/l	95
84) Cyclohexanone	6.751	55	81079	380.5123	ug/l	95
85) Camphene	6.841	93	552633	93.7860	ug/l	95
86) 1,2,3-Trichloropropane	6.884	75	699699	101.1816	ug/l	85
87) 2-Chlorotoluene	6.986	91	1135960	90.1736	ug/l	95
88) p-Ethyltoluene	6.980	105	1687968	88.6147	ug/l	81
89) 4-Chlorotoluene	7.052	91	1106012	95.5640	ug/l	95
90) n-Propylbenzene	6.920	91	2128958	98.5275	ug/l	99
91) Bromobenzene	6.878	77	973265	99.7515	ug/l	95
92) 1,3,5-Trimethylbenzene	7.016	105	1433873	100.1834	ug/l	93
93) Butyl methacrylate	7.040	41	819029	121.4007	ug/l	61
94) t-Butylbenzene	7.221	119	1313414	93.9580	ug/l	91
95) 1,2,4-Trimethylbenzene	7.251	105	1497165	98.8449	ug/l	93
96) sec-Butylbenzene	7.353	105	1656551	96.0098	ug/l	100
97) 4-Isopropyltoluene	7.431	119	1352323	97.6477	ug/l	95
98) n-Butylbenzene	7.690	91	1596752	94.0677	ug/l	94
99) p-Diethylbenzene	7.672	119	720377	93.6389	ug/l	94
100) 1,2,4,5-Tetramethylben...	8.166	119	1254765	92.9763	ug/l	93
101) 1,2-Dibromo-3-Chloropr...	8.226	157	119630	113.7599	ug/l	83
102) Camphor	8.689	95	447725	1010.3089	ug/l	95
103) Hexachlorobutadiene	8.840	225	310636	125.3312	ug/l	96
104) 1,2,4-Trichlorobenzene	8.750	180	583687	110.1958	ug/l	96
105) 1,2,3-Trichlorobenzene	9.075	180	522433	114.7541	ug/l	95
106) Naphthalene	8.924	128	1173374	104.6377	ug/l	100

(#) = qualifier out of range (m) = manual integration (+) = signals summed



SampleID : CAL @ 250 PPB
Data File: 2M67526.D
Acq On : 05/31/11 09:21

Operator : WP
Sam Mult : 1 Vial# : 48
Misc : A,5ML

Qt Meth : 2M_A0531.M
Qt On : 05/31/11 10:27
Qt Upd On: 05/31/11 10:22

Data Path : G:\GcMsData\2011\GCMS_2\Data\05-31-11\
Qt Path : G:\GcMsData\2011\GCMS_2\MethodQt\
Qt Resp Via : Initial Calibration

Compound	R.T.	QIon	Response	Conc	Units	Dev(Min)	
Internal Standards							
4) Fluorobenzene	4.284	96	251782	30.00	ug/l	-0.02	
51) Chlorobenzene-d5	6.084	117	232768	30.00	ug/l	-0.02	
69) 1,4-Dichlorobenzene-d4	7.481	152	141201	30.00	ug/l	-0.02	
System Monitoring Compounds							
36) Dibromofluoromethane	3.827	111	86216	31.09	ug/l	-0.02	
Spiked Amount 30.000			Recovery =	103.63%			
38) 1,2-Dichloroethane-d4	4.067	67	56470	31.70	ug/l	-0.02	
Spiked Amount 30.000			Recovery =	105.67%			
65) Toluene-d8	5.235	98	275666	26.85	ug/l	-0.02	
Spiked Amount 30.000			Recovery =	89.50%			
75) Bromofluorobenzene	6.776	174	131646	32.59	ug/l	-0.02	
Spiked Amount 30.000			Recovery =	108.63%			
Target Compounds							Qvalue
5) Chlorodifluoromethane	1.209	51	1755273	314.9689	ug/l		78
6) Dichlorodifluoromethane	1.192	85	1340829	256.6370	ug/l		87
7) Chloromethane	1.309	50	1160024	243.5168	ug/l		84
8) Bromomethane	1.559	94	327661m	123.9280	ug/l		
9) Vinyl Chloride	1.375	62	897195	217.7180	ug/l		96
10) Chloroethane	1.625	64	481698	177.6260	ug/l		91
11) Trichlorofluoromethane	1.792	101	1228168m	246.6967	ug/l		
12) Ethyl ether	1.998	59	840521	261.8278	ug/l		93
13) Furan	2.017	39	2235199	280.1942	ug/l		97
14) 1,1,2-Trichloro-1,2,2-...	2.136	101	897460	388.1700	ug/l		93
15) Methylene Chloride	2.480	84	1153780	325.9092	ug/l		88
16) Acrolein	2.096	56	889894	2356.8625	ug/l		93
17) Acrylonitrile	2.667	53	415498	358.6820	ug/l		97
18) Iodomethane	2.263	142	1929007	325.0476	ug/l		95
19) Acetone	2.195	43	1676644	1255.6915	ug/l		94
20) Carbon Disulfide	2.313	76	3360635	346.8961	ug/l		100
21) t-Butyl Alcohol	2.568	59	575452	1626.4743	ug/l		86
22) n-Hexane	2.864	57	1168483	481.8282	ug/l		74
23) Di-isopropyl-ether	3.031	45	4163595	382.0798	ug/l		89
24) 1,1-Dichloroethene	2.145	61	1899878	315.2312	ug/l		96
25) Methyl Acetate	2.411	43	980288	315.8051	ug/l		100
26) Methyl-t-butyl ether	2.677	73	2889701	321.6632	ug/l		65
27) 1,1-Dichloroethane	2.992	63	2152746	335.6018	ug/l		95
28) trans-1,2-Dichloroethene	2.677	96	1027561	336.2609	ug/l		98
29) cis-1,2-Dichloroethene	3.447	61	2063810	359.8184	ug/l		95
30) Bromochloromethane	3.646	49	966514	332.5073	ug/l		79
31) 2,2-Dichloropropane	3.441	77	1418267	288.5481	ug/l		95
32) Ethyl acetate	3.502	43	1059925	353.9360	ug/l		99
33) 1,4-Dioxane	4.736	88	532320	16190.5350	ug/l		88
34) 1,1-Dichloropropene	3.959	75	1424511	327.2398	ug/l		97
35) Chloroform	3.700	83	2042814	335.0028	ug/l		83
37) Cyclohexane	3.881	56	1558753	428.4900	ug/l		91
39) 1,2-Dichloroethane	4.122	62	1736168	286.1097	ug/l		96
40) 2-Butanone	3.460	43	461429	379.2408	ug/l		98
41) 1,1,1-Trichloroethane	3.845	97	1675321	316.3911	ug/l		95
42) Carbon Tetrachloride	3.965	117	1325572	315.3589	ug/l		92
43) Vinyl Acetate	3.021	43	4328021	343.9676	ug/l		100
44) Bromodichloromethane	4.814	83	1748638	332.2675	ug/l		93
45) Methylcyclohexane	4.627	83	1274092	413.8103	ug/l		97
46) Dibromomethane	4.724	174	784230	318.1722	ug/l		94
47) 1,2-Dichloropropane	4.651	63	1148208	373.1441	ug/l		98
48) Trichloroethene	4.513	130	1030206	330.0002	ug/l		92
49) Benzene	4.110	78	3615787	319.2035	ug/l		100
50) tert-Amyl methyl ether	4.176	73	2808934	314.4364	ug/l		68
52) Iso-propylacetate	4.146	43	2284931	286.3110	ug/l		69
53) Methyl methacrylate	4.706	41	1120633	268.2981	ug/l		97
54) Dibromochloromethane	5.747	129	1325375	274.0271	ug/l		100
55) 2-Chloroethylvinylether	4.982	63	710816	263.1981	ug/l		83
56) cis-1,3-Dichloropropene	5.073	75	1863559	265.9624	ug/l		92
57) trans-1,3-Dichloropropene	5.398	75	1829343	264.2952	ug/l		98
58) Ethyl methacrylate	5.440	41	1159670	265.6234	ug/l		79
59) 1,1,2-Trichloroethane	5.512	97	905431	258.6921	ug/l		94
60) 1,2-Dibromoethane	5.825	107	1082152	262.2664	ug/l		93
61) 1,3-Dichloropropane	5.609	76	1614887	251.8041	ug/l		96
62) 4-Methyl-2-Pentanone	5.163	43	1085208	265.2352	ug/l		95
63) 2-Hexanone	5.645	43	773309	259.0303	ug/l		93
64) Tetrachloroethene	5.596	164	805747	253.3315	ug/l		91
66) Toluene	5.277	92	2289100	257.1075	ug/l		95
67) 1,1,1,2-Tetrachloroethane	6.144	133	844403	228.5997	ug/l		71

Quantitation Report (QT Reviewed)

SampleID : CAL @ 250 PPB

Operator : WP

Qt Meth : 2M_A0531.M

Data File: 2M67526.D

Sam Mult : 1 Vial# : 48

Qt On : 05/31/11 10:27

Acq On : 05/31/11 09:21

Misc : A,5ML

Qt Upd On: 05/31/11 10:22

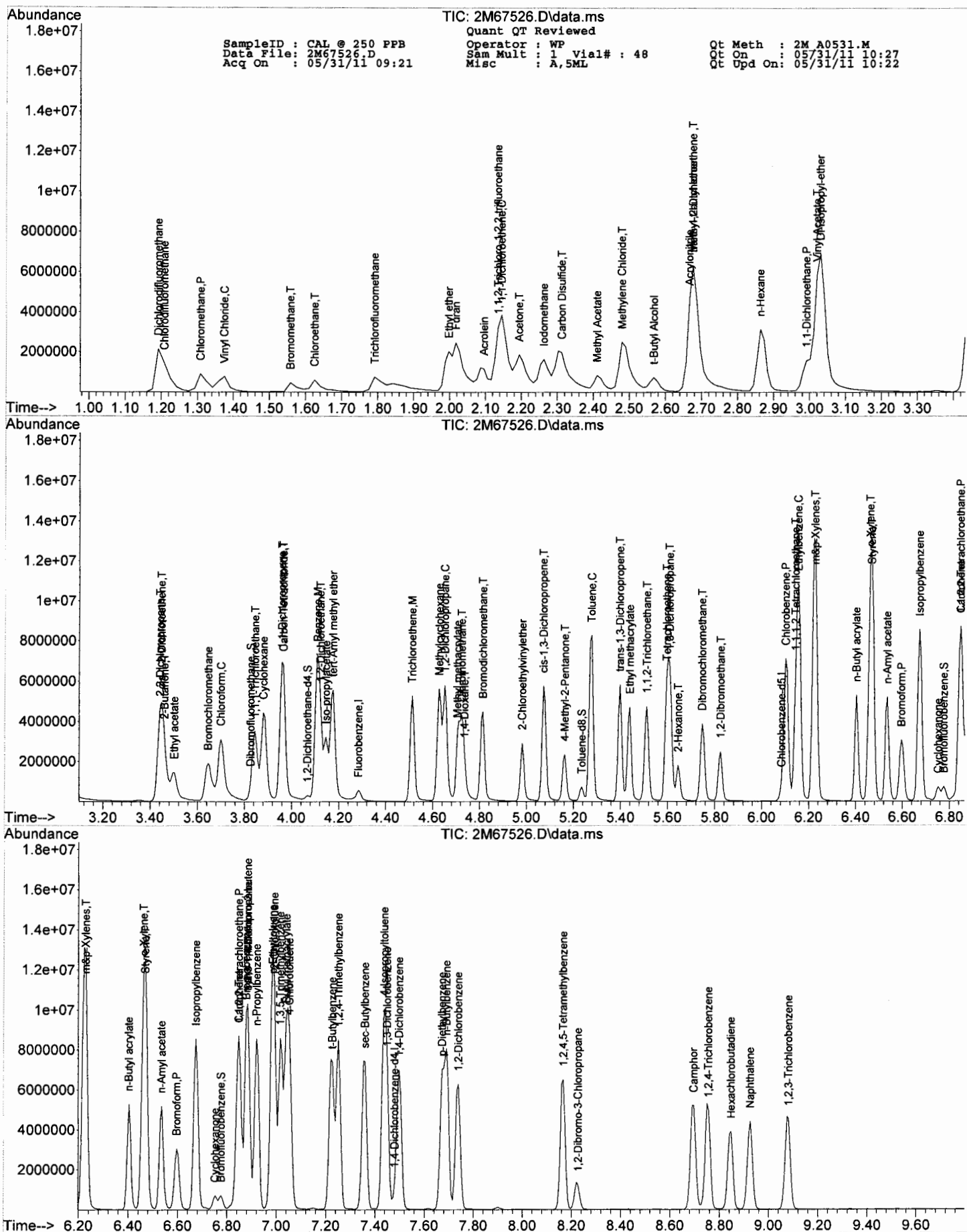
Data Path : G:\GcMsData\2011\GCMS_2\Data\05-31-11\

Qt Path : G:\GcMsData\2011\GCMS_2\MethodQt\

Qt Resp Via : Initial Calibration

Compound	R.T.	QIon	Response	Conc	Units	Dev(Min)
68) Chlorobenzene	6.102	112	2478224	254.6702	ug/l	97
70) n-Butyl acrylate	6.403	55	2283216	298.5752	ug/l	94
71) n-Amyl acetate	6.536	43	2225001	303.6323	ug/l	93
72) Bromoform	6.596	173	1005597	287.7131	ug/l	94
73) Ethylbenzene	6.156	106	900329	226.3526	ug/l	98
74) 1,1,2,2-Tetrachloroethane	6.849	83	1170655	246.5885	ug/l	96
76) Styrene	6.469	104	2357237	220.1013	ug/l	95
77) m&p-Xylenes	6.229	106	2528684	441.6763	ug/l	98
78) o-Xylene	6.463	106	1324898	221.2745	ug/l	85
79) trans-1,4-Dichloro-2-b...	6.885	53	419619	227.3897	ug/l	43
80) 1,3-Dichlorobenzene	7.451	146	1689654	209.1033	ug/l	94
81) 1,4-Dichlorobenzene	7.499	146	1946242	234.8605	ug/l	96
82) 1,2-Dichlorobenzene	7.739	146	1883253	240.3359	ug/l	94
83) Isopropylbenzene	6.674	105	3921158	239.4235	ug/l	96
84) Cyclohexanone	6.752	55	191510	936.8152	ug/l	100
85) Camphene	6.849	93	1267041	224.1268	ug/l	93
86) 1,2,3-Trichloropropane	6.885	75	1567164	236.2146	ug/l	83
87) 2-Chlorotoluene	6.993	91	2124450	175.7782	ug/l	94
88) p-Ethyltoluene	6.987	105	3696611	202.2774	ug/l	77
89) 4-Chlorotoluene	7.053	91	2445149	220.2126	ug/l	97
90) n-Propylbenzene	6.921	91	5025219	242.4084	ug/l	99
91) Bromobenzene	6.879	77	2192048	234.1751	ug/l	95
92) 1,3,5-Trimethylbenzene	7.017	105	2997645	218.3070	ug/l	86
93) Butyl methacrylate	7.041	41	1934396	298.8610	ug/l	67
94) t-Butylbenzene	7.228	119	2964071	221.0156	ug/l	91
95) 1,2,4-Trimethylbenzene	7.252	105	3344964	230.1855	ug/l	91
96) sec-Butylbenzene	7.360	105	3930147	237.4224	ug/l	98
97) 4-Isopropyltoluene	7.438	119	2822499	212.4308	ug/l	95
98) n-Butylbenzene	7.691	91	3731749	229.1490	ug/l	91
99) p-Diethylbenzene	7.673	119	1594718	216.0640	ug/l	93
100) 1,2,4,5-Tetramethylben...	8.167	119	2843162	219.5905	ug/l	96
101) 1,2-Dibromo-3-Chloropr...	8.227	157	277865	275.4134	ug/l	82
102) Camphor	8.697	95	993718	2337.2661	ug/l	96
103) Hexachlorobutadiene	8.847	225	701859	295.1614	ug/l	97
104) 1,2,4-Trichlorobenzene	8.757	180	1323924	260.5254	ug/l	96
105) 1,2,3-Trichlorobenzene	9.082	180	1202561	275.3259	ug/l	98
106) Naphthalene	8.925	128	2718323	252.6707	ug/l	100

(#)= qualifier out of range (m)= manual integration (+)= signals summed



SampleID : CAL @ 500 PPB Operator : WP Qt Meth : 2M_A0531.M
 Data File: 2M67525.D Sam Mult : 1 Vial# : 47 Qt On : 05/31/11 10:27
 Acq On : 05/31/11 09:05 Misc : A,5ML Qt Upd On: 05/31/11 10:22

Data Path : G:\GcMsData\2011\GCMS_2\Data\05-31-11\
 Qt Path : G:\GcMsData\2011\GCMS_2\MethodQt\
 Qt Resp Via : Initial Calibration

Compound	R.T.	QIon	Response	Conc	Units	Dev(Min)

Internal Standards						
4) Fluorobenzene	4.284	96	244859	30.00	ug/l	-0.02
51) Chlorobenzene-d5	6.090	117	218800	30.00	ug/l	-0.02
69) 1,4-Dichlorobenzene-d4	7.486	152	124354	30.00	ug/l	-0.02
System Monitoring Compounds						
36) Dibromofluoromethane	3.826	111	72445	26.86	ug/l	-0.02
Spiked Amount 30.000			Recovery =	89.53%		
38) 1,2-Dichloroethane-d4	4.067	67	49533	28.59	ug/l	-0.02
Spiked Amount 30.000			Recovery =	95.30%		
65) Toluene-d8	5.235	98	258456	26.78	ug/l	-0.02
Spiked Amount 30.000			Recovery =	89.27%		
75) Bromofluorobenzene	6.782	174	120941	34.00	ug/l	-0.02
Spiked Amount 30.000			Recovery =	113.33%		
Target Compounds						
						Qvalue
5) Chlorodifluoromethane	1.198	51	3115580	574.8711	ug/l	79
6) Dichlorodifluoromethane	1.181	85	2349646	462.4416	ug/l	88
7) Chloromethane	1.314	50	2515767	543.0514	ug/l	81
8) Bromomethane	1.564	94	380882m	148.1302	ug/l	
9) Vinyl Chloride	1.364	62	2058929	513.7566	ug/l	96
10) Chloroethane	1.614	64	431050	163.4436	ug/l	95
11) Trichlorofluoromethane	1.781	101	2322311m	479.6612	ug/l	
12) Ethyl ether	1.998	59	1624562	520.3698	ug/l	85
13) Furan	2.007	39	4511887	581.5804	ug/l	85
14) 1,1,2-Trichloro-1,2,2-...	2.125	101	1506491	670.0111	ug/l	93
15) Methylene Chloride	2.480	84	1992113	578.6237	ug/l	88
16) Acrolein	2.096	56	1599124	4354.9855	ug/l	98
17) Acrylonitrile	2.667	53	728401	646.5762	ug/l	98
18) Iodomethane	2.253	142	3361931	582.5197	ug/l	92
19) Acetone	2.204	43	3029157	2332.7730	ug/l	94
20) Carbon Disulfide	2.303	76	6037789	640.8621	ug/l	100
21) t-Butyl Alcohol	2.578	59	1001487	2910.6637	ug/l	90
22) n-Hexane	2.863	57	2024067	858.2293	ug/l	74
23) Di-isopropyl-ether	3.031	45	7272492	686.2422	ug/l	88
24) 1,1-Dichloroethene	2.145	61	3381208	576.8779	ug/l	97
25) Methyl Acetate	2.411	43	1714271	567.8761	ug/l	100
26) Methyl-t-butyl ether	2.676	73	4879368	558.4968	ug/l	66
27) 1,1-Dichloroethane	2.991	63	3766882	603.8403	ug/l	99
28) trans-1,2-Dichloroethene	2.676	96	1769517	595.4319	ug/l	97
29) cis-1,2-Dichloroethene	3.447	61	3595281	644.5478	ug/l	96
30) Bromochloromethane	3.646	49	1712185	605.6926	ug/l	77
31) 2,2-Dichloropropane	3.441	77	2404525	503.0349	ug/l	94
32) Ethyl acetate	3.501	43	1943881m	667.4640	ug/l	
33) 1,4-Dioxane	4.735	88	922644	28855.6716	ug/l	80
34) 1,1-Dichloropropene	3.965	75	2286061	540.0038	ug/l	97
35) Chloroform	3.700	83	3588128	605.0567	ug/l	85
37) Cyclohexane	3.881	56	2736685	773.5649	ug/l	89
39) 1,2-Dichloroethane	4.121	62	2851129	483.1326	ug/l	94
40) 2-Butanone	3.465	43	771482	651.9954	ug/l	99
41) 1,1,1-Trichloroethane	3.845	97	2952981	573.4500	ug/l	95
42) Carbon Tetrachloride	3.965	117	2152568	526.5836	ug/l	94
43) Vinyl Acetate	3.031	43	7588829	620.1711	ug/l	100
44) Bromodichloromethane	4.814	83	3051801	596.2835	ug/l	94
45) Methylcyclohexane	4.627	83	2214148	739.4619	ug/l	95
46) Dibromomethane	4.723	174	1326204	553.2708	ug/l	92
47) 1,2-Dichloropropane	4.657	63	2010002	671.6779	ug/l	95
48) Trichloroethene	4.513	130	1701406	560.4110	ug/l	86
49) Benzene	4.109	78	6267859	568.9743	ug/l	100
50) tert-Amyl methyl ether	4.176	73	4780825	550.3040	ug/l	69
52) Iso-propylacetate	4.146	43	3950301	526.5882	ug/l	71
53) Methyl methacrylate	4.711	41	1975295	503.1089	ug/l	99
54) Dibromochloromethane	5.753	129	2277668	500.9808	ug/l	99
55) 2-Chloroethylvinylether	4.982	63	1265818	498.6235	ug/l	78
56) cis-1,3-Dichloropropene	5.079	75	3298544	500.8126	ug/l	90
57) trans-1,3-Dichloropropene	5.398	75	3189856	490.2767	ug/l	98
58) Ethyl methacrylate	5.440	41	2089701	509.2042	ug/l	82
59) 1,1,2-Trichloroethane	5.512	97	1592773	484.1251	ug/l	91
60) 1,2-Dibromoethane	5.825	107	1907377	491.7755	ug/l	91
61) 1,3-Dichloropropane	5.614	76	2701029	448.0493	ug/l	99
62) 4-Methyl-2-Pentanone	5.163	43	1963240	510.4669	ug/l	96
63) 2-Hexanone	5.650	43	1369348	487.9634	ug/l	93
64) Tetrachloroethene	5.602	164	1209057	404.4020	ug/l	98
66) Toluene	5.277	92	3765144	449.8912	ug/l	95
67) 1,1,1,2-Tetrachloroethane	6.150	133	1333841	384.1545	ug/l	64

Quantitation Report (QT Reviewed)

SampleID : CAL @ 500 PPB Operator : WP Qt Meth : 2M A0531.M
 Data File: 2M67525.D Sam Mult : 1 Vial# : 47 Qt On : 05/31/11 10:27
 Acq On : 05/31/11 09:05 Misc : A,5ML Qt Upd On: 05/31/11 10:22

Data Path : G:\GcMsData\2011\GCMS_2\Data\05-31-11\
 Qt Path : G:\GcMsData\2011\GCMS_2\MethodQt\
 Qt Resp Via : Initial Calibration

Compound	R.T.	QIon	Response	Conc	Units	Dev(Min)
68) Chlorobenzene	6.108	112	4084370	446.5177	ug/l	97
70) n-Butyl acrylate	6.409	55	4049665	601.3175	ug/l	94
71) n-Amyl acetate	6.535	43	4031964	624.7589	ug/l	93
72) Bromoform	6.602	173	1793048	582.5130	ug/l	96
73) Ethylbenzene	6.162	106	1313126	374.8597	ug/l	92
74) 1,1,2,2-Tetrachloroethane	6.854	83	1923496	460.0586	ug/l	90
76) Styrene	6.475	104	3436420	364.3373	ug/l	100
77) m&p-Xylenes	6.228	106	3712946	736.3871	ug/l	92
78) o-Xylene	6.463	106	1942192	368.3147	ug/l	91
79) trans-1,4-Dichloro-2-b...	6.890	53	660379	406.3375	ug/l	34
80) 1,3-Dichlorobenzene	7.456	146	2534383	356.1339	ug/l	95
81) 1,4-Dichlorobenzene	7.504	146	3194130	437.6669	ug/l	94
82) 1,2-Dichlorobenzene	7.739	146	3109417	450.5749	ug/l	94
83) Isopropylbenzene	6.680	105	6323416	438.4118	ug/l	96
84) Cyclohexanone	6.758	55	336474	1868.9254	ug/l	97
85) Camphene	6.848	93	2013388	404.3977	ug/l	93
86) 1,2,3-Trichloropropane	6.890	75	2447758	418.9274	ug/l	82
87) 2-Chlorotoluene	6.999	91	2846093	267.3903	ug/l	91
88) p-Ethyltoluene	6.987	105	5055415	314.1076	ug/l	78
89) 4-Chlorotoluene	7.059	91	3832654	391.9354	ug/l	97
90) n-Propylbenzene	6.927	91	8311068	455.2265	ug/l	97
91) Bromobenzene	6.884	77	3450536	418.5575	ug/l	93
92) 1,3,5-Trimethylbenzene	7.023	105	4886378	404.0661	ug/l	95
93) Butyl methacrylate	7.041	41	3151184	552.8098	ug/l	71
94) t-Butylbenzene	7.228	119	4731473	400.5979	ug/l	91
95) 1,2,4-Trimethylbenzene	7.258	105	5287360	413.1459	ug/l	92
96) sec-Butylbenzene	7.360	105	6321475	433.6200	ug/l	98
97) 4-Isopropyltoluene	7.438	119	4123885	352.4263	ug/l	97
98) n-Butylbenzene	7.697	91	5842062	407.3330	ug/l	92
99) p-Diethylbenzene	7.679	119	2483599	382.0832	ug/l	94
100) 1,2,4,5-Tetramethylben...	8.167	119	4462803	391.3791	ug/l	95
101) 1,2-Dibromo-3-Chloropr...	8.227	157	502449	565.4852	ug/l	80
102) Camphor	8.696	95	1691172	4516.5913	ug/l	96
103) Hexachlorobutadiene	8.847	225	1134629	541.8032	ug/l	95
104) 1,2,4-Trichlorobenzene	8.757	180	2143353	478.9154	ug/l	97
105) 1,2,3-Trichlorobenzene	9.082	180	1926913	500.9334	ug/l	98
106) Naphthalene	8.925	128	4576860	483.0583	ug/l	100

(#) = qualifier out of range (m) = manual integration (+) = signals summed

SampleID : CAL @ 1 PPB
 Data File: 2M67522.D
 Acq On : 05/31/11 08:14

Operator : WP
 Sam Mult : 1 Vial# : 44
 Misc : A,5ML

Qt Meth : 2M_A0531.M
 Qt On : 05/31/11 10:23
 Qt Upd On: 05/31/11 10:22

Data Path : G:\GcMsData\2011\GCMS_2\Data\05-31-11\
 Qt Path : G:\GcMsData\2011\GCMS_2\MethodQt\
 Qt Resp Via : Initial Calibration

Compound	R.T.	QIon	Response	Conc	Units	Dev(Min)

Internal Standards						
4) Fluorobenzene	4.284	96	218718	30.00	ug/l	-0.02
51) Chlorobenzene-d5	6.084	117	196540	30.00	ug/l	-0.02
69) 1,4-Dichlorobenzene-d4	7.481	152	126481	30.00	ug/l	-0.02
System Monitoring Compounds						
36) Dibromofluoromethane	3.827	111	78738	32.68	ug/l	-0.02
Spiked Amount 30.000			Recovery =	108.93%		
38) 1,2-Dichloroethane-d4	4.068	67	49833	32.21	ug/l	-0.02
Spiked Amount 30.000			Recovery =	107.37%		
65) Toluene-d8	5.235	98	244000	28.15	ug/l	-0.02
Spiked Amount 30.000			Recovery =	93.83%		
75) Bromofluorobenzene	6.776	174	103850	28.70	ug/l	-0.02
Spiked Amount 30.000			Recovery =	95.67%		
						Qvalue
5) Chlorodifluoromethane	1.208	51	6672	1.3782	ug/l	56
6) Dichlorodifluoromethane	1.191	85	6201	1.3663	ug/l	83
7) Chloromethane	1.308	50	7274	1.7578	ug/l	68
8) Bromomethane	1.591	94	4526	1.9706	ug/l	93
9) Vinyl Chloride	1.375	62	4531	1.2657	ug/l	40
10) Chloroethane	1.641	64	4662	1.9790	ug/l	77
11) Trichlorofluoromethane	1.808	101	6608	1.5280	ug/l	70
12) Ethyl ether	1.998	59	3447	1.2361	ug/l	73
13) Furan	2.027	39	9137	1.3185	ug/l	93
14) 1,1,2-Trichloro-1,2,2-...	2.146	101	3387	1.6864	ug/l	75
15) Methylene Chloride	2.490	84	4571	1.4864	ug/l	74
16) Acrolein	2.096	56	3327	10.1435	ug/l	69
17) Acrylonitrile	2.657	53	1095	1.0882	ug/l	# 7
18) Iodomethane	2.273	142	6375	1.2366	ug/l	86
19) Acetone	2.205	43	10619	9.1552	ug/l	93
20) Carbon Disulfide	2.323	76	13285	1.5786	ug/l	100
21) t-Butyl Alcohol	2.569	59	3056	9.9433	ug/l	84
22) n-Hexane	2.874	57	2801	1.3296	ug/l	78
23) Di-isopropyl-ether	3.031	45	12805	1.3527	ug/l	93
24) 1,1-Dichloroethene	2.155	61	6149	1.1745	ug/l	44
25) Methyl Acetate	2.411	43	4078	1.5124	ug/l	100
26) Methyl-t-butyl ether	2.677	73	12480	1.5992	ug/l	67
27) 1,1-Dichloroethane	2.992	63	8072	1.4486	ug/l	92
28) trans-1,2-Dichloroethene	2.677	96	3013	1.1350	ug/l	# 36
29) cis-1,2-Dichloroethene	3.448	61	7044	1.4138	ug/l	95
30) Bromochloromethane	3.652	49	3025	1.1980	ug/l	66
31) 2,2-Dichloropropane	3.448	77	5004	1.1720	ug/l	78
32) Ethyl acetate	3.508	43	3281m	1.2612	ug/l	
33) 1,4-Dioxane	4.736	88	2696	94.3949	ug/l	66
34) 1,1-Dichloropropene	3.965	75	5693	1.5055	ug/l	77
35) Chloroform	3.700	83	7807	1.4738	ug/l	79
37) Cyclohexane	3.887	56	5082	1.6082	ug/l	86
39) 1,2-Dichloroethane	4.116	62	8765	1.6628	ug/l	75
40) 2-Butanone	3.466	43	1611	1.5242	ug/l	78
41) 1,1,1-Trichloroethane	3.839	97	5995	1.3033	ug/l	88
42) Carbon Tetrachloride	3.971	117	5434m	1.4882	ug/l	
43) Vinyl Acetate	3.031	43	15805	1.4460	ug/l	100
44) Bromodichloromethane	4.814	83	8803	1.9256	ug/l	95
45) Methylcyclohexane	4.621	83	4502	1.6832	ug/l	85
46) Dibromomethane	4.724	174	4057	1.8948	ug/l	95
47) 1,2-Dichloropropane	4.658	63	3084	1.1537	ug/l	94
48) Trichloroethene	4.507	130	4323	1.5941	ug/l	85
49) Benzene	4.110	78	12995	1.3206	ug/l	100
50) tert-Amyl methyl ether	4.176	73	10977	1.4145	ug/l	84
52) Iso-propylacetate	4.146	43	8244	1.2234	ug/l	90
53) Methyl methacrylate	4.706	41	3623	1.0273	ug/l	94
54) Dibromochloromethane	5.741	129	7592	1.8590	ug/l	84
55) 2-Chloroethylvinylether	4.983	63	1993	0.8740	ug/l	# 58
56) cis-1,3-Dichloropropene	5.073	75	6730	1.1375	ug/l	91
57) trans-1,3-Dichloropropene	5.398	75	7385	1.2636	ug/l	99
58) Ethyl methacrylate	5.434	41	5335	1.4472	ug/l	87
59) 1,1,2-Trichloroethane	5.512	97	5693	1.9264	ug/l	# 67
60) 1,2-Dibromoethane	5.819	107	4464	1.2813	ug/l	83
61) 1,3-Dichloropropane	5.609	76	8765	1.6186	ug/l	84
62) 4-Methyl-2-Pentanone	5.163	43	6089	1.7625	ug/l	89
63) 2-Hexanone	5.657	43	3724	1.4773	ug/l	68
64) Tetrachloroethene	5.597	164	3215	1.1971	ug/l	79
66) Toluene	5.278	92	8101	1.0776	ug/l	84
67) 1,1,1,2-Tetrachloroethane	6.138	133	6410	2.0552	ug/l	94

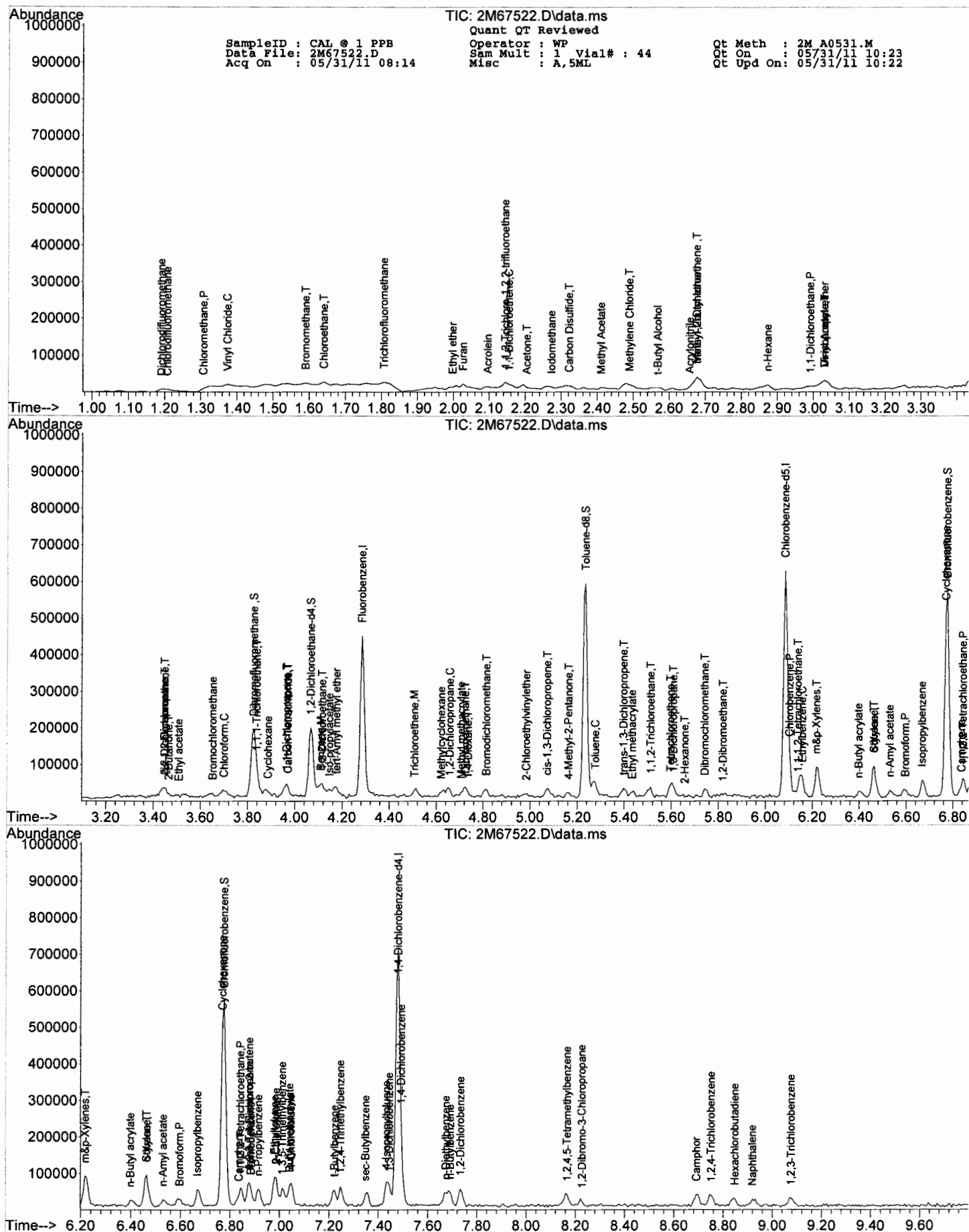
Quantitation Report (QT Reviewed)

SampleID : CAL @ 1 PPB Operator : WP Qt Meth : 2M_A0531.M
 Data File: 2M67522.D Sam Mult : 1 Vial# : 44 Qt On : 05/31/11 10:23
 Acq On : 05/31/11 08:14 Misc : A,5ML Qt Upd On: 05/31/11 10:22

Data Path : G:\GcMsData\2011\GCMS_2\Data\05-31-11\
 Qt Path : G:\GcMsData\2011\GCMS_2\MethodQt\
 Qt Resp Via : Initial Calibration

Compound	R.T.	QIon	Response	Conc	Units	Dev(Min)
68) Chlorobenzene	6.102	112	13182	1.6043	ug/l	95
70) n-Butyl acrylate	6.397	55	7893	1.1523	ug/l	84
71) n-Amyl acetate	6.530	43	7907	1.2046	ug/l	83
72) Bromoform	6.596	173	7345	2.3461	ug/l	60
73) Ethylbenzene	6.156	106	4964	1.3932	ug/l	78
74) 1,1,2,2-Tetrachloroethane	6.843	83	7435	1.7484	ug/l	74
76) Styrene	6.463	104	11831	1.2333	ug/l	80
77) m&p-Xylenes	6.217	106	13330	2.5993	ug/l	62
78) o-Xylene	6.463	106	7263	1.3542	ug/l	52
79) trans-1,4-Dichloro-2-b...	6.879	53	3276	1.9819	ug/l	77
80) 1,3-Dichlorobenzene	7.445	146	9667	1.3356	ug/l	85
81) 1,4-Dichlorobenzene	7.493	146	11898	1.6029	ug/l	90
82) 1,2-Dichlorobenzene	7.734	146	11903	1.6958	ug/l	92
83) Isopropylbenzene	6.668	105	17366	1.1838	ug/l	90
84) Cyclohexanone	6.770	55	1860m	10.1575	ug/l	
85) Camphene	6.837	93	5152	1.0174	ug/l	92
86) 1,2,3-Trichloropropane	6.879	75	7969	1.3409	ug/l	99
87) 2-Chlorotoluene	6.987	91	15166	1.4009	ug/l	96
88) p-Ethyltoluene	6.981	105	18366	1.1219	ug/l	98
89) 4-Chlorotoluene	7.047	91	14938	1.5019	ug/l	97
90) n-Propylbenzene	6.915	91	24609	1.3253	ug/l	100
91) Bromobenzene	6.885	77	15356	1.8314	ug/l	87
92) 1,3,5-Trimethylbenzene	7.011	105	16427	1.3355	ug/l	99
93) Butyl methacrylate	7.041	41	6690	1.1539	ug/l	60
94) t-Butylbenzene	7.222	119	14777	1.2301	ug/l	97
95) 1,2,4-Trimethylbenzene	7.246	105	18681	1.4352	ug/l	90
96) sec-Butylbenzene	7.348	105	18113	1.2216	ug/l	96
97) 4-Isopropyltoluene	7.433	119	14193	1.1925	ug/l	94
98) n-Butylbenzene	7.691	91	19339	1.3257	ug/l	74
99) p-Diethylbenzene	7.673	119	7709	1.1660	ug/l #	74
100) 1,2,4,5-Tetramethylben...	8.167	119	13420	1.1571	ug/l	85
101) 1,2-Dibromo-3-Chloropr...	8.227	157	1127	1.2471	ug/l	41
102) Camphor	8.691	95	4957	13.0160	ug/l	88
103) Hexachlorobutadiene	8.847	225	3203	1.5038	ug/l	99
104) 1,2,4-Trichlorobenzene	8.751	180	8439	1.8539	ug/l	89
105) 1,2,3-Trichlorobenzene	9.076	180	6243	1.5957	ug/l	98
106) Naphthalene	8.919	128	11780	1.2224	ug/l	100

(#) = qualifier out of range (m) = manual integration (+) = signals summed



SampleID : CAL @ 0.5 PPB
 Data File: 2M67523.D
 Acq On : 05/31/11 08:32

Operator : WP
 Sam Mult : 1 Vial# : 45
 Misc : A,5ML

Qt Meth : 2M A0531.M
 Qt On : 05/31/11 10:27
 Qt Upd On: 05/31/11 10:22

Data Path : G:\GcMsData\2011\GCMS_2\Data\05-31-11\
 Qt Path : G:\GcMsData\2011\GCMS_2\MethodQt\
 Qt Resp Via : Initial Calibration

Compound	R.T.	QIon	Response	Conc	Units	Dev(Min)	
Internal Standards							
4) Fluorobenzene	4.284	96	215581	30.00	ug/l	-0.02	
51) Chlorobenzene-d5	6.084	117	199175	30.00	ug/l	-0.02	
69) 1,4-Dichlorobenzene-d4	7.481	152	124258	30.00	ug/l	-0.02	
System Monitoring Compounds							
36) Dibromofluoromethane	3.821	111	74739	31.48	ug/l	-0.03	
Spiked Amount	30.000		Recovery	=	104.93%		
38) 1,2-Dichloroethane-d4	4.067	67	49781	32.64	ug/l	-0.02	
Spiked Amount	30.000		Recovery	=	108.80%		
65) Toluene-d8	5.229	98	221423	25.20	ug/l	-0.02	
Spiked Amount	30.000		Recovery	=	84.00%		
75) Bromofluorobenzene	6.776	174	106568	29.98	ug/l	-0.02	
Spiked Amount	30.000		Recovery	=	99.93%		
Target Compounds							Qvalue
5) Chlorodifluoromethane	0.000		0	N.D.	d		
6) Dichlorodifluoromethane	0.000		0	N.D.	d		
7) Chloromethane	0.000		0	N.D.	d		
8) Bromomethane	0.000		0	N.D.	d		
9) Vinyl Chloride	0.000		0	N.D.	d		
10) Chloroethane	0.000		0	N.D.	d		
11) Trichlorofluoromethane	0.000		0	N.D.	d		
12) Ethyl ether	0.000		0	N.D.	d		
13) Furan	0.000		0	N.D.	d		
14) 1,1,2-Trichloro-1,2,2-...	0.000		0	N.D.	d		
15) Methylene Chloride	0.000		0	N.D.	d		
16) Acrolein	0.000		0	N.D.	d		
17) Acrylonitrile	0.000		0	N.D.	d		
18) Iodomethane	0.000		0	N.D.	d		
19) Acetone	0.000		0	N.D.	d		
20) Carbon Disulfide	0.000		0	N.D.	d		
21) t-Butyl Alcohol	0.000		0	N.D.	d		
22) n-Hexane	0.000		0	N.D.	d		
23) Di-isopropyl-ether	0.000		0	N.D.	d		
24) 1,1-Dichloroethene	0.000		0	N.D.	d		
25) Methyl Acetate	0.000		0	N.D.	d		
26) Methyl-t-butyl ether	2.667	73	6671	0.8673	ug/l	62	
27) 1,1-Dichloroethane	0.000		0	N.D.	d		
28) trans-1,2-Dichloroethene	0.000		0	N.D.	d		
29) cis-1,2-Dichloroethene	0.000		0	N.D.	d		
30) Bromochloromethane	0.000		0	N.D.	d		
31) 2,2-Dichloropropane	0.000		0	N.D.	d		
32) Ethyl acetate	0.000		0	N.D.	d		
33) 1,4-Dioxane	0.000		0	N.D.	d		
34) 1,1-Dichloropropene	0.000		0	N.D.	d		
35) Chloroform	0.000		0	N.D.	d		
37) Cyclohexane	0.000		0	N.D.	d		
39) 1,2-Dichloroethane	4.122	62	4215	0.8112	ug/l	85	
40) 2-Butanone	0.000		0	N.D.	d		
41) 1,1,1-Trichloroethane	0.000		0	N.D.	d		
42) Carbon Tetrachloride	0.000		0	N.D.	d		
43) Vinyl Acetate	0.000		0	N.D.	d		
44) Bromodichloromethane	0.000		0	N.D.	d		
45) Methylcyclohexane	0.000		0	N.D.	d		
46) Dibromomethane	0.000		0	N.D.	d		
47) 1,2-Dichloropropane	0.000		0	N.D.	d		
48) Trichloroethene	0.000		0	N.D.	d		
49) Benzene	4.104	78	8217	0.8472	ug/l	100	
50) tert-Amyl methyl ether	0.000		0	N.D.	d		
52) Iso-propylacetate	0.000		0	N.D.	d		
53) Methyl methacrylate	0.000		0	N.D.	d		
54) Dibromochloromethane	0.000		0	N.D.	d		
55) 2-Chloroethylvinylether	0.000		0	N.D.	d		
56) cis-1,3-Dichloropropene	0.000		0	N.D.	d		
57) trans-1,3-Dichloropropene	0.000		0	N.D.	d		
58) Ethyl methacrylate	0.000		0	N.D.	d		
59) 1,1,2-Trichloroethane	0.000		0	N.D.	d		
60) 1,2-Dibromoethane	0.000		0	N.D.	d		
61) 1,3-Dichloropropene	0.000		0	N.D.	d		
62) 4-Methyl-2-Pentanone	0.000		0	N.D.	d		
63) 2-Hexanone	0.000		0	N.D.	d		
64) Tetrachloroethene	0.000		0	N.D.	d		
66) Toluene	0.000		0	N.D.	d		
67) 1,1,1,2-Tetrachloroethane	0.000		0	N.D.	d		


Quantitation Report (QT Reviewed)

SampleID : CAL @ 0.5 PPB Operator : WP Qt Meth : 2M_A0531.M
 Data File: 2M67523.D Sam Mult : 1 Vial# : 45 Qt On : 05/31/11 10:27
 Acq On : 05/31/11 08:32 Misc : A,5ML Qt Upd On: 05/31/11 10:22

Data Path : G:\GcMsData\2011\GCMS_2\Data\05-31-11\
 Qt Path : G:\GcMsData\2011\GCMS_2\MethodQt\
 Qt Resp Via : Initial Calibration

Compound	R.T.	QIon	Response	Conc	Units	Dev(Min)
68) Chlorobenzene	0.000		0	N.D.	d	
70) n-Butyl acrylate	0.000		0	N.D.	d	
71) n-Amyl acetate	0.000		0	N.D.	d	
72) Bromoform	0.000		0	N.D.	d	
73) Ethylbenzene	0.000		0	N.D.	d	
74) 1,1,2,2-Tetrachloroethane	0.000		0	N.D.	d	
76) Styrene	0.000		0	N.D.	d	
77) m&p-Xylenes	6.223	106	6186	1.2278	ug/l	97
78) o-Xylene	0.000		0	N.D.	d	
79) trans-1,4-Dichloro-2-b...	0.000		0	N.D.	d	
80) 1,3-Dichlorobenzene	0.000		0	N.D.	d	
81) 1,4-Dichlorobenzene	0.000		0	N.D.	d	
82) 1,2-Dichlorobenzene	0.000		0	N.D.	d	
83) Isopropylbenzene	0.000		0	N.D.	d	
84) Cyclohexanone	0.000		0	N.D.	d	
85) Camphene	0.000		0	N.D.	d	
86) 1,2,3-Trichloropropane	0.000		0	N.D.	d	
87) 2-Chlorotoluene	0.000		0	N.D.	d	
88) p-Ethyltoluene	0.000		0	N.D.	d	
89) 4-Chlorotoluene	0.000		0	N.D.	d	
90) n-Propylbenzene	0.000		0	N.D.	d	
91) Bromobenzene	0.000		0	N.D.	d	
92) 1,3,5-Trimethylbenzene	0.000		0	N.D.	d	
93) Butyl methacrylate	0.000		0	N.D.	d	
94) t-Butylbenzene	0.000		0	N.D.	d	
95) 1,2,4-Trimethylbenzene	0.000		0	N.D.	d	
96) sec-Butylbenzene	0.000		0	N.D.	d	
97) 4-Isopropyltoluene	0.000		0	N.D.	d	
98) n-Butylbenzene	0.000		0	N.D.	d	
99) p-Diethylbenzene	0.000		0	N.D.	d	
100) 1,2,4,5-Tetramethylben...	0.000		0	N.D.	d	
101) 1,2-Dibromo-3-Chloropr...	0.000		0	N.D.	d	
102) Camphor	8.691	95	2023	5.4070	ug/l #	43
103) Hexachlorobutadiene	0.000		0	N.D.	d	
104) 1,2,4-Trichlorobenzene	0.000		0	N.D.	d	
105) 1,2,3-Trichlorobenzene	0.000		0	N.D.	d	
106) Naphthalene	0.000		0	N.D.	d	

(#) = qualifier out of range (m) = manual integration (+) = signals summed



Form7

0178

Continuing Calibration

Calibration Name: CAL @ 20 PPB
Cont Calibration Date/Time 6/1/2011 8:00:00 AData File: 3M93517.D
Method: EPA 8260B

Instrument: GCMS 3

TxtCompd:	Co#	Multi Num	Type	RT	Conc	Conc Exp	Lo Lim	Hi Lim	Initial RF	RF	%Diff	Flag
Fluorobenzene	1	0	I	4.57	30.00	30				0.000	0.00	
Chlorodifluoromethane	1	0		1.28	21.14				0.466			
Dichlorodifluoromethane	1	0		1.28	17.10	20			0.329	0.299	14.48	
Chloromethane	1	0	CP	1.41	14.51	20	0.1		0.310	0.225	27.44	
Bromomethane	1	0		1.73	18.99	20			0.155	0.127	5.07	
Vinyl Chloride	1	0	CC	1.48	22.74	20	20		0.196	0.223	13.69	
Chloroethane	1	0		1.80	23.35	20			0.113	0.107	16.77	
Trichlorofluoromethane	1	0		1.98	19.45	20			0.265	0.258	2.74	
Ethyl ether	1	0		2.21	24.02	20			0.127	0.138	20.08	
Furan	1	0		2.23	31.86	20			0.331	0.527	59.32	
1,1,2-Trichloro-1,2,2-trifluoroethane	1	0		2.36	21.30	20			0.178	0.190	6.52	
Methylene Chloride	1	0		2.75	19.87	20			0.253	0.252	0.64	
Acrolein	1	0		2.32	80.57	100			0.050	0.040	19.43	
Acrylonitrile	1	0		2.96	18.43	20			0.117	0.108	7.86	
Iodomethane	1	0		2.50	29.96	20			0.199	0.362	49.80	
Acetone	1	0		2.43	92.15	100			0.091	0.084	7.85	
Carbon Disulfide	1	0		2.55	30.16	20			0.406	0.662	50.79	
t-Butyl Alcohol	1	0		2.84	51.19	100			0.012	0.008	48.81	
n-Hexane	1	0		3.16	16.47	20			0.181	0.176	17.64	
Di-isopropyl-ether	1	0		3.34	18.09	20			0.866	0.790	9.57	
1,1-Dichloroethene	1	0	CC	2.38	20.14	20	20		0.384	0.386	0.68	
Methyl Acetate	1	0		2.68	15.05	20			0.331	0.249	24.73	
Methyl-t-butyl ether	1	0		2.96	12.82	20			0.337	0.244	35.92	
1,1-Dichloroethane	1	0	CP	3.31	21.00	20	0.1		0.449	0.471	4.99	
trans-1,2-Dichloroethene	1	0		2.96	20.66	20			0.203	0.210	3.31	
cis-1,2-Dichloroethene	1	0		3.78	20.92	20			0.391	0.409	4.62	
Bromochloromethane	1	0		3.96	20.73	20			0.285	0.295	3.63	
2,2-Dichloropropane	1	0		3.78	21.97	20			0.203	0.223	9.84	
Ethyl acetate	1	0		3.83	15.89				0.336			
1,4-Dioxane	1	0		5.02	631.11	1000			0.003	0.003	36.89	
1,1-Dichloropropene	1	0		4.26	23.22	20			0.322	0.356	16.12	
Chloroform	1	0	CC	4.02	21.10	20	20		0.466	0.492	5.52	
Dibromofluoromethane	1	0	S	4.13	29.76	30			0.307	0.304	0.81	
Cyclohexane	1	0		4.18	17.24	20			0.324	0.296	13.81	
1,2-Dichloroethane-d4	1	0	S	4.36	30.21	30			0.184	0.185	0.70	
1,2-Dichloroethane	1	0		4.41	17.93	20			0.452	0.463	10.36	
2-Butanone	1	0		3.79	18.80	20			0.134	0.128	6.02	
1,1,1-Trichloroethane	1	0		4.15	20.75	20			0.329	0.341	3.76	
Carbon Tetrachloride	1	0		4.26	22.64	20			0.299	0.338	13.18	
Vinyl Acetate	1	0		3.34	30.24	20			0.586	0.862	51.18	
Bromodichloromethane	1	0		5.10	21.58	20			0.394	0.425	7.92	
Methylcyclohexane	1	0		4.91	17.84	20			0.224	0.221	10.82	
Dibromomethane	1	0		5.01	20.27	20			0.289	0.293	1.35	
1,2-Dichloropropane	1	0	CC	4.94	20.36	20	20		0.307	0.313	1.77	
Trichloroethene	1	0		4.79	20.74	20			0.271	0.281	3.69	
Benzene	1	0		4.39	20.60	20			0.974	1.003	3.01	
tert-Amyl methyl ether	1	0		4.45	16.78	20			0.284	0.239	16.08	
Chlorobenzene-d5	1	0	I	6.40	30.00	30				0.000	0.00	
Iso-propylacetate	1	0		4.42	9.29				0.767			
Methyl methacrylate	1	0		4.98	13.30				0.488			
Dibromochloromethane	1	0		6.05	20.31	20			0.465	0.473	1.55	
2-Chloroethylvinylether	1	0		5.27	11.57	20			0.272	0.181	42.13	
cis-1,3-Dichloropropene	1	0		5.37	15.70	20			0.528	0.472	21.50	
trans-1,3-Dichloropropene	1	0		5.69	15.15	20			0.451	0.419	24.24	
Ethyl methacrylate	1	0		5.73	13.41				0.503			
1,1,2-Trichloroethane	1	0		5.81	20.31	20			0.342	0.347	1.55	
1,2-Dibromoethane	1	0		6.14	18.78	20			0.389	0.387	6.09	
1,3-Dichloropropane	1	0		5.91	20.03	20			0.599	0.600	0.15	
4-Methyl-2-Pentanone	1	0		5.45	9.93	20			0.591	0.329	50.35	
2-Hexanone	1	0		5.94	9.73	20			0.396	0.232	51.37	
Tetrachloroethene	1	0		5.90	19.52	20			0.357	0.349	2.40	
Toluene-d8	1	0	S	5.53	28.61	30			1.325	1.263	4.65	
Toluene	1	0	CC	5.57	20.99	20	20		0.791	0.830	4.97	
1,1,1,2-Tetrachloroethane	1	0		6.46	22.34	20			0.325	0.363	11.68	
Chlorobenzene	1	0	CP	6.42	21.29	20	0.3		0.900	0.958	6.44	
1,4-Dichlorobenzene-d4	1	0	I	7.82	30.00	30				0.000	0.00	
n-Butyl acrylate	1	0		6.71	10.53				1.009			
n-Amyl acetate	1	0		6.84	11.32				0.947			
Bromoform	1	0	CP	6.92	17.49	20	0.1		0.707	0.663	12.57	

CC - Continuing Calibration Check Compound
N/O or N/O - Not applicable for this runCP - System Performance Check Compound
* - Failed the C or P CriteriaI - Internal Standard
** - No limit specified in method

Page 1 of 2

Note:

8260/8270 limits are compared against the %DIFF/R.F.
624 limits are compared against the concentration found.625 limits are compared against the %DIFF.
524.2 limits are compared against the %DIFF

Form7

0179

Continuing Calibration

Calibration Name: CAL @ 20 PPB
Cont Calibration Date/Time 6/1/2011 8:00:00 AData File: 3M93517.D
Method: EPA 8260B

Instrument: GCMS 3

TxtCompd:	Col#	Multi Num	Type	RT	Conc	Conc Exp	Lo Lim	Hi Lim	Initial RF	RF	%Diff	Flag
Ethylbenzene	1	0	CC	6.47	19.24	20	20		0.468	0.537	3.80	
1,1,2,2-Tetrachloroethane	1	0	CP	7.17	19.16	20	0.3		0.716	0.686	4.18	
Bromofluorobenzene	1	0	S	7.10	27.03	30			1.086	0.979	9.90	
Styrene	1	0		6.79	18.12	20			1.205	1.377	9.38	
m&p-Xylenes	1	0		6.53	42.64	40			0.714	0.761	6.61	
o-Xylene	1	0		6.77	21.98	20			0.714	0.784	9.88	
trans-1,4-Dichloro-2-butene	1	0		7.20	18.83	20			0.332	0.315	5.84	
1,3-Dichlorobenzene	1	0		7.78	20.53	20			1.163	1.194	2.66	
1,4-Dichlorobenzene	1	0		7.84	21.09	20			1.237	1.305	5.45	
1,2-Dichlorobenzene	1	0		8.08	17.86	20			1.145	1.246	10.70	
Isopropylbenzene	1	0		6.99	21.32	20			1.580	1.840	6.61	
Cyclohexanone	1	0		7.09	56.09				0.022			
Camphene	1	0		7.17	16.58	20			0.368	0.337	17.11	
1,2,3-Trichloropropane	1	0		7.21	19.60	20			0.726	0.712	2.01	
2-Chlorotoluene	1	0		7.31	23.74	20			1.075	1.276	18.70	
p-Ethyltoluene	1	0		7.31	20.27				1.796			
4-Chlorotoluene	1	0		7.38	23.34	20			1.109	1.247	16.72	
n-Propylbenzene	1	0		7.24	20.20	20			1.997	2.145	0.98	
Bromobenzene	1	0		7.21	21.87	20			1.204	1.263	9.36	
1,3,5-Trimethylbenzene	1	0		7.34	19.73	20			1.329	1.579	1.37	
Butyl methacrylate	1	0		7.36	18.00				0.715			
t-Butylbenzene	1	0		7.55	21.23	20			1.197	1.351	6.14	
1,2,4-Trimethylbenzene	1	0		7.58	22.05	20			1.463	1.623	10.27	
sec-Butylbenzene	1	0		7.69	19.24	20			1.446	1.509	3.81	
4-Isopropyltoluene	1	0		7.77	21.08	20			1.130	1.228	5.38	
n-Butylbenzene	1	0		8.02	19.75	20			1.209	1.335	1.26	
p-Diethylbenzene	1	0		8.01	18.00				0.586			
1,2,4,5-Tetramethylbenzene	1	0		8.51	16.49				0.968			
1,2-Dibromo-3-Chloropropane	1	0		8.58	13.39	20			0.186	0.156	33.06	
Camphor	1	0		9.06	124.92	200			0.043	0.036	37.54	
Hexachlorobutadiene	1	0		9.20	21.72	20			0.604	0.675	8.62	
1,2,4-Trichlorobenzene	1	0		9.12	15.90	20			0.970	1.010	20.50	
1,2,3-Trichlorobenzene	1	0		9.45	17.47	20			0.939	0.955	12.65	
Naphthalene	1	0		9.29	16.92	20			1.399	1.443	15.40	
Freon 113	1	100		0.00	0.00	20			0.000	100.00		
1,2-Dioxane	1	100		0.00	0.00	2000			0.000	100.00		

CC - Continuing Calibration Check Compound
N/O or N/Q - Not applicable for this runCP - System Performance Check Compound I - Internal Standard
* - Failed the C or P Criteria

** - No limit specified in method

Page 2 of 2

Note:

8260/8270 limits are compared against the %DIFF/R.F.
624 limits are compared against the concentration found.625 limits are compared against the %DIFF.
524.2 limits are compared against the %DIFF

SampleID : CAL @ 20 PPB
 Data File: 3M93517.D
 Acq On : 06/ 1/11 08:00

Operator : WP
 Sam Mult : 1 Vial# : 4
 Misc : A,5ML

Qt Meth : 3M_A0526.M
 Qt On : 06/01/11 11:48
 Qt Upd On: 06/01/11 11:48

Data Path : G:\GcMsData\2011\GCMS_3\Data\06-01-11\
 Qt Path : G:\GcMsData\2011\GCMS_3\MethodQt\
 Qt Resp Via : Initial Calibration

Compound	R.T.	QIon	Response	Conc	Units	Dev(Min)

Internal Standards						
4) Fluorobenzene	4.568	96	297172	30.00	ug/l	0.00
51) Chlorobenzene-d5	6.401	117	234981	30.00	ug/l	0.00
69) 1,4-Dichlorobenzene-d4	7.819	152	159271	30.00	ug/l	-0.01
System Monitoring Compounds						
36) Dibromofluoromethane	4.130	111	90377	29.76	ug/l	0.00
Spiked Amount 30.000			Recovery	=	99.20%	
38) 1,2-Dichloroethane-d4	4.364	67	54958	30.21	ug/l	0.00
Spiked Amount 30.000			Recovery	=	100.70%	
65) Toluene-d8	5.530	98	296838	28.61	ug/l	0.00
Spiked Amount 30.000			Recovery	=	95.37%	
75) Bromofluorobenzene	7.104	174	155891	27.03	ug/l	0.00
Spiked Amount 30.000			Recovery	=	90.10%	
Target Compounds						
						Qvalue
5) Chlorodifluoromethane	1.280	51	97554	21.1368	ug/l	99
6) Dichlorodifluoromethane	1.280	85	59310	17.1039	ug/l	88
7) Chloromethane	1.413	50	44548	14.5111	ug/l	74
8) Bromomethane	1.730	94	25092	18.9866	ug/l	90
9) Vinyl Chloride	1.480	62	44255	22.7376	ug/l	91
10) Chloroethane	1.797	64	21204	23.3541	ug/l	86
11) Trichlorofluoromethane	1.980	101	51141	19.4517	ug/l	95
12) Ethyl ether	2.207	59	27299	24.0161	ug/l	88
13) Furan	2.231	39	104409	31.8648	ug/l	91
14) 1,1,2-Trichloro-1,2,2-...	2.363	101	37637	21.3035	ug/l	95
15) Methylene Chloride	2.748	84	49881	19.8720	ug/l	98
16) Acrolein	2.315	56	40091	80.5693	ug/l	82
17) Acrylonitrile	2.958	53	21398	18.4272	ug/l	75
18) Iodomethane	2.495	142	71691	29.9602	ug/l	100
19) Acetone	2.429	43	83143	92.1532	ug/l	90
20) Carbon Disulfide	2.549	76	131130	30.1574	ug/l	100
21) t-Butyl Alcohol	2.844	59	7678	51.1860	ug/l	64
22) n-Hexane	3.162	57	34808	16.4726	ug/l	78
23) Di-isopropyl-ether	3.343	45	156570	18.0859	ug/l	89
24) 1,1-Dichloroethene	2.375	61	76499	20.1367	ug/l	95
25) Methyl Acetate	2.676	43	49321	15.0546	ug/l	100
26) Methyl-t-butyl ether	2.958	73	48398	12.8154	ug/l	69
27) 1,1-Dichloroethane	3.307	63	93362	20.9976	ug/l	100
28) trans-1,2-Dichloroethene	2.958	96	41565	20.6615	ug/l	91
29) cis-1,2-Dichloroethene	3.781	61	81093	20.9239	ug/l	92
30) Bromochloromethane	3.962	49	58538	20.7256	ug/l	74
31) 2,2-Dichloropropane	3.775	77	44274	21.9688	ug/l	90
32) Ethyl acetate	3.829	43	53880	15.8860	ug/l	98
33) 1,4-Dioxane	5.019	88	30766	631.1090	ug/l	92
34) 1,1-Dichloropropene	4.256	75	70514	23.2243	ug/l	96
35) Chloroform	4.016	83	97396	21.1045	ug/l	82
37) Cyclohexane	4.184	56	58565	17.2371	ug/l	92
39) 1,2-Dichloroethane	4.406	62	91787	17.9285	ug/l	83
40) 2-Butanone	3.793	43	25441	18.7966	ug/l	87
41) 1,1,1-Trichloroethane	4.148	97	67632	20.7528	ug/l	93
42) Carbon Tetrachloride	4.256	117	66969	22.6367	ug/l	84
43) Vinyl Acetate	3.337	43	170692	30.2351	ug/l	100
44) Bromodichloromethane	5.097	83	84174	21.5831	ug/l	99
45) Methylcyclohexane	4.911	83	43768	17.8364	ug/l	92
46) Dibromomethane	5.013	174	58057	20.2706	ug/l	97
47) 1,2-Dichloropropane	4.935	63	61920	20.3550	ug/l	97
48) Trichloroethene	4.791	130	55758	20.7383	ug/l	99
49) Benzene	4.394	78	198734	20.6019	ug/l	100
50) tert-Amyl methyl ether	4.454	73	47255	16.7840	ug/l	99
52) Iso-propylacetate	4.424	43	69661m	9.2926	ug/l	
53) Methyl methacrylate	4.983	41	55768	13.2967	ug/l	98
54) Dibromochloromethane	6.053	129	74040	20.3102	ug/l	91
55) 2-Chloroethylvinylether	5.272	63	28375	11.5746	ug/l	78
56) cis-1,3-Dichloropropene	5.368	75	73938	15.7005	ug/l	99
57) trans-1,3-Dichloropropene	5.692	75	65710	15.1516	ug/l	98
58) Ethyl methacrylate	5.728	41	57014	13.4148	ug/l	79
59) 1,1,2-Trichloroethane	5.806	97	54419	20.3107	ug/l	93
60) 1,2-Dibromoethane	6.137	107	60683	18.7825	ug/l	99
61) 1,3-Dichloropropane	5.915	76	94048	20.0297	ug/l	96
62) 4-Methyl-2-Pentanone	5.452	43	51597	9.9305	ug/l	95
63) 2-Hexanone	5.945	43	36406	9.7266	ug/l	98
64) Tetrachloroethene	5.902	164	54614	19.5194	ug/l	96
66) Toluene	5.572	92	130004	20.9944	ug/l	96
67) 1,1,1,2-Tetrachloroethane	6.461	133	56877	22.3360	ug/l	83

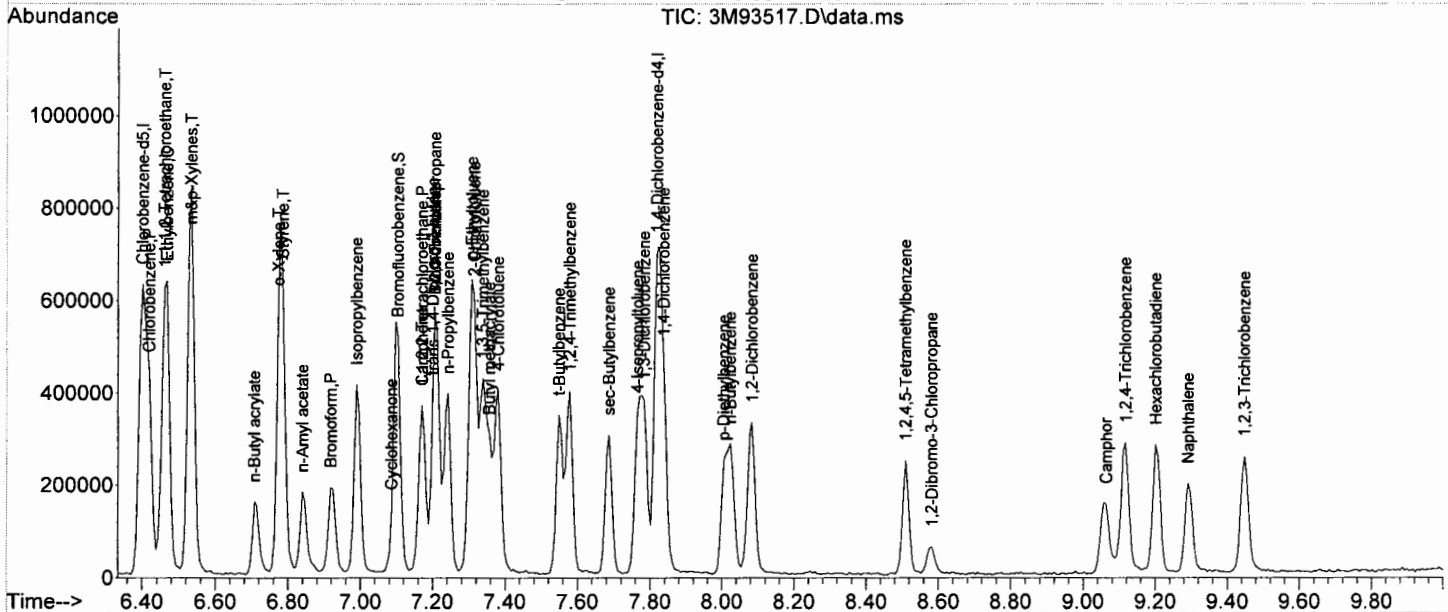
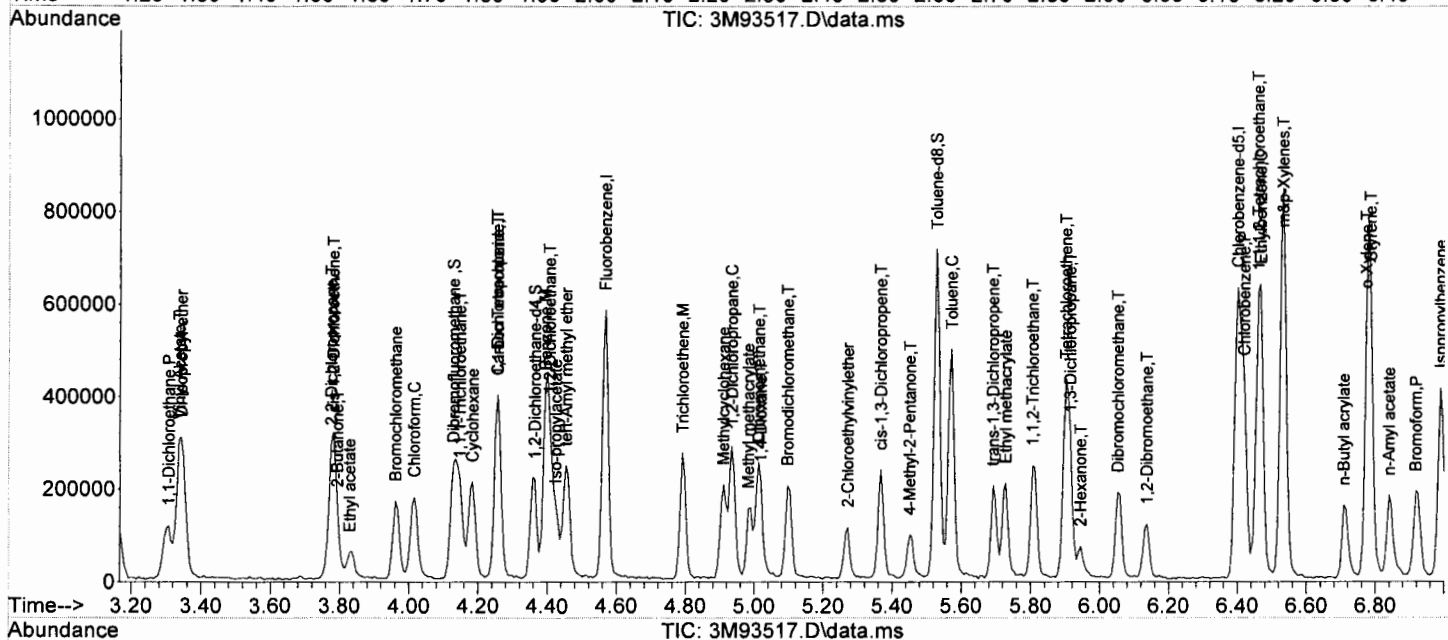
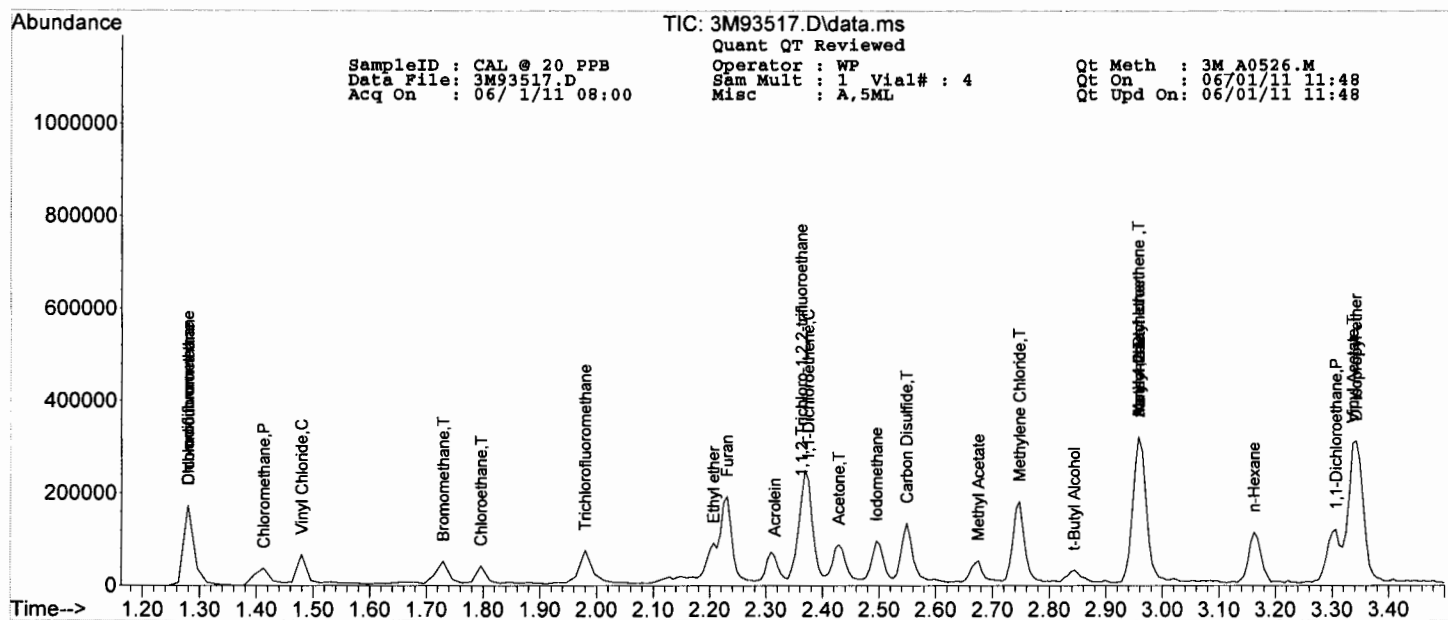
Quantitation Report (QT Reviewed)

SampleID : CAL @ 20 PPB Operator : WP Qt Meth : 3M_A0526.M
 Data File: 3M93517.D Sam Mult : 1 Vial# : 4 Qt On : 06/01/11 11:48
 Acq On : 06/ 1/11 08:00 Misc : A,5ML Qt Upd On: 06/01/11 11:48

Data Path : G:\GCMSData\2011\GCMS_3\Data\06-01-11\
 Qt Path : G:\GCMSData\2011\GCMS_3\MethodQt\
 Qt Resp Via : Initial Calibration

Compound	R.T.	QIon	Response	Conc	Units	Dev(Min)
68) Chlorobenzene	6.419	112	150024	21.2873	ug/l	98
70) n-Butyl acrylate	6.708	55	75885	10.5349	ug/l	97
71) n-Amyl acetate	6.840	43	77270	11.3225	ug/l	80
72) Bromoform	6.918	173	70345	17.4858	ug/l	95
73) Ethylbenzene	6.467	106	57064	19.2406	ug/l	87
74) 1,1,2,2-Tetrachloroethane	7.170	83	72884	19.1641	ug/l	93
76) Styrene	6.786	104	146159	18.1245	ug/l	91
77) m&p-Xylenes	6.533	106	161545	42.6441	ug/l	84
78) o-Xylene	6.774	106	83257	21.9750	ug/l	74
79) trans-1,4-Dichloro-2-b...	7.200	53	33466	18.8324	ug/l	88
80) 1,3-Dichlorobenzene	7.783	146	126818	20.5314	ug/l	84
81) 1,4-Dichlorobenzene	7.837	146	138523	21.0906	ug/l	88
82) 1,2-Dichlorobenzene	8.084	146	132310	17.8609	ug/l	82
83) Isopropylbenzene	6.990	105	195337	21.3216	ug/l	93
84) Cyclohexanone	7.086	55	8186	56.0895	ug/l	92
85) Camphene	7.170	93	35774	16.5778	ug/l	97
86) 1,2,3-Trichloropropane	7.206	75	75564	19.5986	ug/l	97
87) 2-Chlorotoluene	7.315	91	135488	23.7396	ug/l	93
88) p-Ethyltoluene	7.309	105	193268	20.2696	ug/l	84
89) 4-Chlorotoluene	7.381	91	132440	23.3434	ug/l	84
90) n-Propylbenzene	7.242	91	227721	20.1955	ug/l	95
91) Bromobenzene	7.206	77	134115	21.8718	ug/l	80
92) 1,3,5-Trimethylbenzene	7.339	105	167649	19.7250	ug/l	95
93) Butyl methacrylate	7.357	41	81312	17.9970	ug/l	76
94) t-Butylbenzene	7.549	119	143412	21.2274	ug/l	79
95) 1,2,4-Trimethylbenzene	7.579	105	172372	22.0543	ug/l	91
96) sec-Butylbenzene	7.687	105	160239	19.2377	ug/l	96
97) 4-Isopropyltoluene	7.765	119	130439	21.0756	ug/l	86
98) n-Butylbenzene	8.024	91	141739	19.7478	ug/l	92
99) p-Diethylbenzene	8.006	119	62815	17.9953	ug/l	84
100) 1,2,4,5-Tetramethylben...	8.510	119	103208	16.4932	ug/l	86
101) 1,2-Dibromo-3-Chloropr...	8.583	157	16596	13.3872	ug/l	47
102) Camphor	9.063	95	37761	124.9178	ug/l	93
103) Hexachlorobutadiene	9.201	225	71703	21.7249	ug/l	92
104) 1,2,4-Trichlorobenzene	9.117	180	107221	15.9004	ug/l	93
105) 1,2,3-Trichlorobenzene	9.448	180	101360	17.4703	ug/l	95
106) Naphthalene	9.292	128	153171	16.9201	ug/l	100

(#) = qualifier out of range (m) = manual integration (+) = signals summed



GC/MS Volatile Data
Raw QC Data

Form 5

Tune Name: BFB TUNE
Instrument: GCMS 3

Data File: 3M93050.D
Analysis Date: 05/26/11 07:32
Method: EPA 8260B

Tune Scan/Time Range: Average of 4.429 to 4.439 min

Tgt	Rel	Lo	Hi	Rel	Raw	Pass/
Mass	Mass	Lim	Lim	Abund	Abund	Fail
50	95	15	40	25.3	6778	PASS
75	95	30	60	51.7	13862	PASS
95	95	100	100	100.0	26812	PASS
96	95	5	9	6.0	1600	PASS
173	174	0.00	2	0.0	0	PASS
174	95	50	100	93.3	25024	PASS
175	174	5	9	7.4	1856	PASS
176	174	95	101	95.7	23948	PASS
177	176	5	9	5.8	1400	PASS

Data File	Sample Number	Analysis Date:
3M93052.D	BLKJUG1	05/26/11 07:59
3M93053.D	CAL @ 1 PPB	05/26/11 08:18
3M93054.D	CAL @ 0.5 PPB	05/26/11 08:38
3M93055.D	CAL @ 5 PPB	05/26/11 08:57
3M93056.D	CAL @ 500 PPB	05/26/11 09:13
3M93057.D	CAL @ 250 PPB	05/26/11 09:30
3M93058.D	CAL @ 100 PPB	05/26/11 09:46
3M93059.D	CAL @ 50 PPB	05/26/11 10:02
3M93060.D	CAL @ 20 PPB	05/26/11 10:19
3M93061.D	CAL @ 10 PPB	05/26/11 10:35
3M93062.D	20 PPB	05/26/11 10:52
3M93063.D	BLK	05/26/11 11:08
3M93064.D	ICV	05/26/11 11:25
3M93065.D	DAILY BLANK	05/26/11 11:42
3M93066.D	DAILY BLANK	05/26/11 11:58
3M93067.D	MBS9690	05/26/11 12:14
3M93068.D	AC59194-006	05/26/11 12:31
3M93069.D	AC59201-010	05/26/11 12:47
3M93070.D	AC59201-011	05/26/11 13:04
3M93071.D	AC59205-013	05/26/11 13:20
3M93072.D	AC59201-006	05/26/11 13:37
3M93073.D	AC59201-008	05/26/11 13:53
3M93074.D	AC59194-003	05/26/11 14:10
3M93075.D	AC59201-009	05/26/11 14:26
3M93076.D	AC59201-001	05/26/11 14:42
3M93077.D	AC59201-003	05/26/11 14:59
3M93078.D	BLK	05/26/11 15:15
3M93079.D	AC59194-001	05/26/11 15:32
3M93080.D	MBS9694	05/26/11 15:49
3M93081.D	AC59149-013	05/26/11 16:05
3M93082.D	AC59261-015	05/26/11 16:22
3M93083.D	AC59145-007	05/26/11 16:38
3M93084.D	AC59244-005	05/26/11 16:55
3M93085.D	AC59244-002	05/26/11 17:11
3M93086.D	AC59244-001(5X)	05/26/11 17:30
3M93087.D	AC59244-003(5X)	05/26/11 17:52
3M93088.D	AC59244-004(5X)	05/26/11 18:14
3M93089.D	AC59261-007(500X)	05/26/11 18:33
3M93090.D	AC59261-009(500X)	05/26/11 18:50
3M93091.D	AC59194-003(MS)	05/26/11 19:07
3M93092.D	AC59194-003(MSD)	05/26/11 19:25
3M93093.D	AC59158-001(100X)	05/26/11 19:42
3M93094.D	AC59158-002(100X)	05/26/11 19:58
3M93095.D	AC59158-003(100X)	05/26/11 20:14
3M93096.D	AC59158-004(200X)	05/26/11 20:31
3M93097.D	AC59158-005(200X)	05/26/11 20:47
3M93098.D	BLK	05/26/11 21:04
3M93099.D	BLK	05/26/11 21:20
3M93100.D	BLK	05/26/11 21:36
3M93101.D	MBS9701	05/26/11 21:52
3M93102.D	MBS9702	05/26/11 22:09
3M93103.D	AC59224-002	05/26/11 22:26
3M93104.D	AC59224-003	05/26/11 22:43
3M93105.D	AC59242-015	05/26/11 22:59
3M93106.D	AC59242-016	05/26/11 23:17
3M93107.D	AC59242-001	05/26/11 23:35
3M93108.D	AC59242-002	05/26/11 23:51
3M93109.D	AC59242-003	05/27/11 00:08
3M93110.D	AC59242-004	05/27/11 00:24
3M93111.D	AC59242-005	05/27/11 00:40
3M93112.D	AC59242-006	05/27/11 00:59
3M93113.D	AC59242-007	05/27/11 01:16
3M93114.D	AC59242-008	05/27/11 01:32
3M93115.D	AC59242-009	05/27/11 01:49
3M93116.D	AC59242-010	05/27/11 02:05

Form 5

Tune Name: BFB TUNE

Data File: 3M93050.D

Instrument: GCMS 3

Analysis Date: 05/26/11 07:32

Method: EPA 8260B

Tune Scan/Time Range: Average of 4.429 to 4.439 min

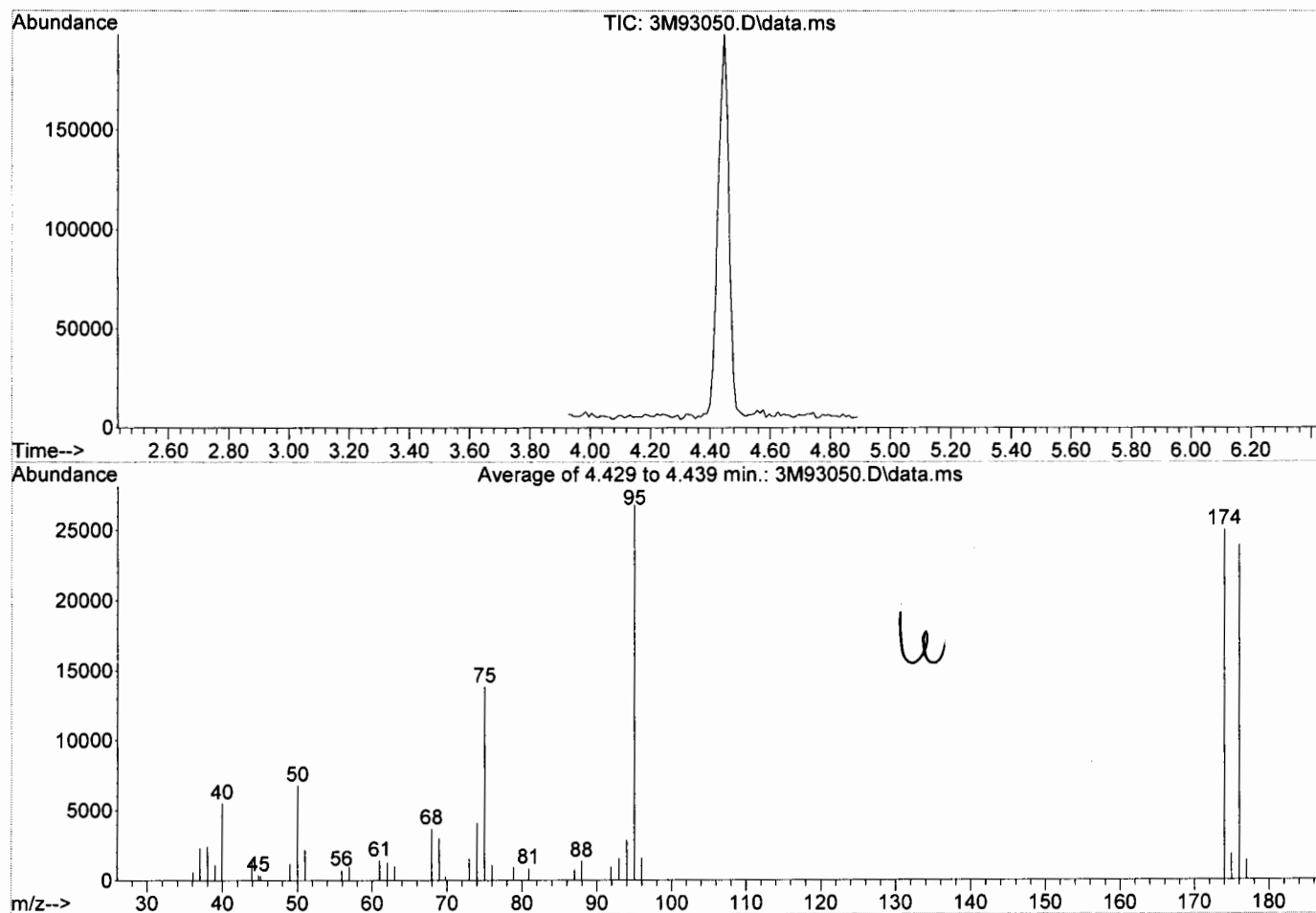
Tgt	Rel	Lo	Hi	Rel	Raw	Pass/
Mass	Mass	Lim	Lim	Abund	Abund	Fail
50	95	15	40	25.3	6778	PASS
75	95	30	60	51.7	13862	PASS
95	95	100	100	100.0	26812	PASS
96	95	5	9	6.0	1600	PASS
173	174	0.00	2	0.0	0	PASS
174	95	50	100	93.3	25024	PASS
175	174	5	9	7.4	1856	PASS
176	174	95	101	95.7	23948	PASS
177	176	5	9	5.8	1400	PASS

3M93117.D	AC59242-011	05/27/11 02:21
3M93118.D	AC59242-012	05/27/11 02:38
3M93119.D	AC59242-013	05/27/11 02:54
3M93120.D	AC59242-014	05/27/11 03:10
3M93121.D	AC59224-001	05/27/11 03:27
3M93122.D	AC59229-001	05/27/11 03:43
3M93123.D	AC59201-006(MS)	05/27/11 04:00
3M93124.D	AC59201-006(MSD)	05/27/11 04:16
3M93125.D	BLK	05/27/11 04:33
3M93126.D	BLK	05/27/11 04:49
3M93127.D	BLK	05/27/11 05:05
3M93128.D	BLK	05/27/11 05:22
3M93129.D	BLK	05/27/11 05:38
3M93130.D	BLK	05/27/11 05:53
3M93131.D	BLK	05/27/11 06:09

Data Path : G:\GcMsData\2011\GCMS_3\Data\05-26-11\
Data File : 3M93050.D
Acq On : 26 May 2011 7:32
Operator : WP
Sample : BFB TUNE
Misc : A,5ML
ALS Vial : 1 Sample Multiplier: 1

Integration File: RTEINT.P

Method : G:\GcMsData\2011\GCMS_3\MethodQt\3M_A0512.M
Title : @GCMS_3,ug,624,8260
Last Update : Thu May 12 12:27:10 2011



Spectrum Information: Average of 4.429 to 4.439 min.

Target Mass	Rel. to Mass	Lower Limit%	Upper Limit%	Rel. Abn%	Raw Abn	Result Pass/Fail
50	95	15	40	25.3	6778	PASS
75	95	30	60	51.7	13862	PASS
95	95	100	100	100.0	26812	PASS
96	95	5	9	6.0	1600	PASS
173	174	0.00	2	0.0	0	PASS
174	95	50	100	93.3	25024	PASS
175	174	5	9	7.4	1856	PASS
176	174	95	101	95.7	23948	PASS
177	176	5	9	5.8	1400	PASS

Form 5

Tune Name: BFB TUNE
Instrument: GCMS 2

Data File: 2M67517.D
Analysis Date: 05/31/11 06:41
Method: EPA 8260B

Tune Scan/Time Range: Average of 4.069 to 4.079 min

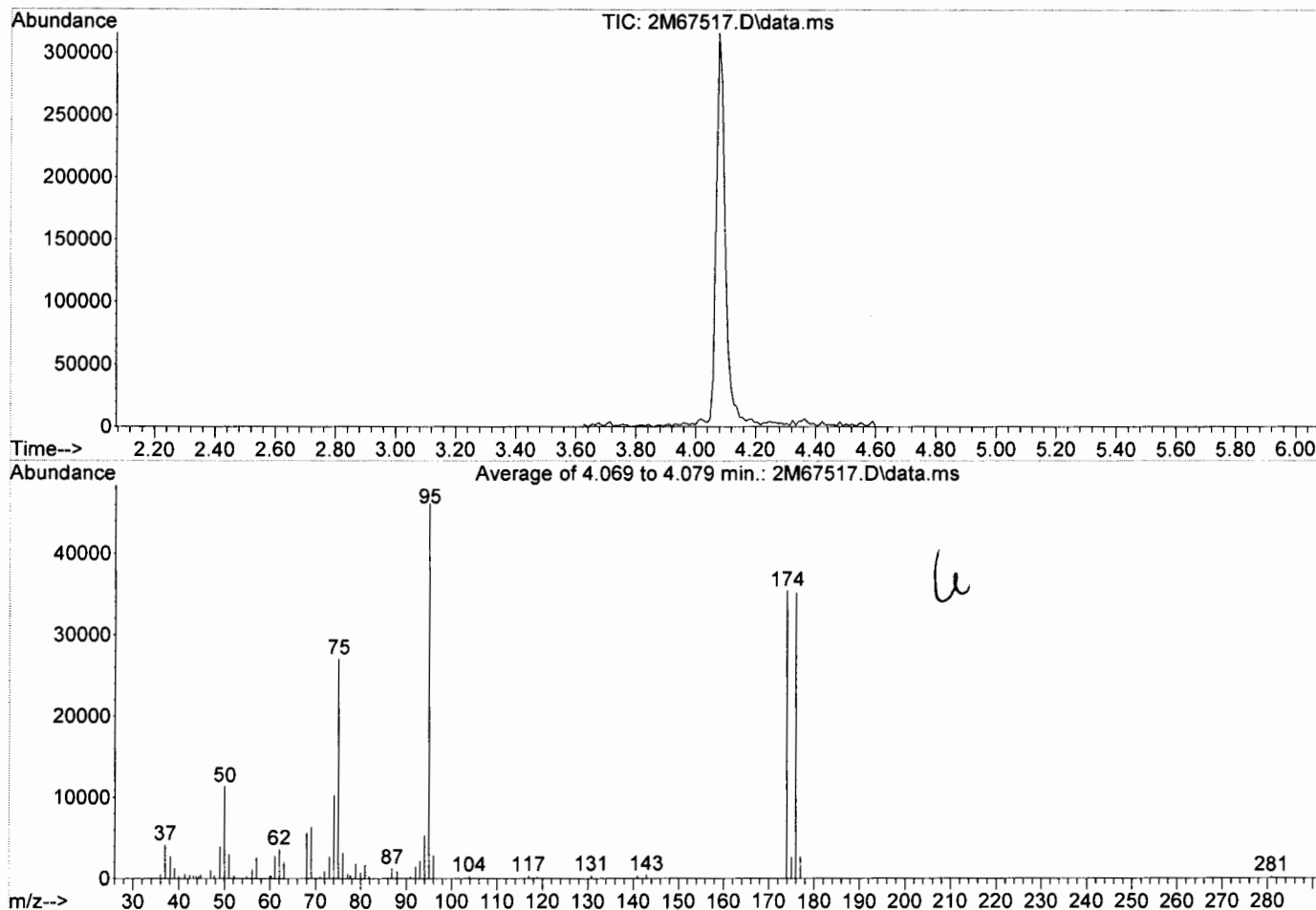
Tgt Mass	Rel Mass	Lo Lim	Hi Lim	Rel Abund	Raw Abund	Pass/ Fail
50	95	15	40	24.7	11390	PASS
75	95	30	60	58.6	27052	PASS
95	95	100	100	100.0	46184	PASS
96	95	5	9	6.2	2860	PASS
173	174	0.00	2	0.0	0	PASS
174	95	50	100	76.7	35428	PASS
175	174	5	9	7.4	2622	PASS
176	174	95	101	99.2	35144	PASS
177	176	5	9	7.7	2704	PASS

Data File	Sample Number	Analysis Date:
2M67519.D	BLK	05/31/11 07:22
2M67520.D	BLK	05/31/11 07:38
2M67522.D	CAL @ 1 PPB	05/31/11 08:14
2M67523.D	CAL @ 0.5 PPB	05/31/11 08:32
2M67524.D	CAL @ 5 PPB	05/31/11 08:50
2M67525.D	CAL @ 500 PPB	05/31/11 09:05
2M67526.D	CAL @ 250 PPB	05/31/11 09:21
2M67527.D	CAL @ 100 PPB	05/31/11 09:37
2M67528.D	CAL @ 50 PPB	05/31/11 09:53
2M67529.D	CAL @ 20 PPB	05/31/11 10:09
2M67530.D	CAL @ 10 PPB	05/31/11 10:25
2M67531.D	ICV	05/31/11 10:41
2M67532.D	BLK	05/31/11 10:57
2M67533.D	DAILY BLANK	05/31/11 11:14
2M67534.D	DAILY BLANK	05/31/11 11:29
2M67535.D	MBS9751	05/31/11 11:45
2M67536.D	MBS9752	05/31/11 12:01
2M67537.D	BLKJUG1	05/31/11 12:17
2M67538.D	AC59210-012(500X	05/31/11 12:33
2M67539.D	AC59210-008(200X	05/31/11 12:49
2M67540.D	AC59210-001(100X	05/31/11 13:05
2M67541.D	AC59210-014(100X	05/31/11 13:21
2M67542.D	AC59335-014(100X	05/31/11 13:37
2M67543.D	AC59335-005(100X	05/31/11 13:53
2M67544.D	AC59335-008	05/31/11 14:09
2M67545.D	AC59335-009(MS:	05/31/11 14:24
2M67546.D	AC59335-010(MSD	05/31/11 14:40
2M67547.D	AC59335-008	05/31/11 14:56
2M67548.D	AC59335-001	05/31/11 15:12
2M67549.D	BLK	05/31/11 15:28
2M67550.D	AC59335-002	05/31/11 15:44
2M67551.D	AC59335-003	05/31/11 16:00
2M67552.D	AC59335-004	05/31/11 16:15
2M67553.D	AC59335-006	05/31/11 16:31
2M67554.D	AC59335-007	05/31/11 16:47
2M67555.D	AC59335-011	05/31/11 17:03
2M67556.D	AC59335-012	05/31/11 17:19
2M67557.D	AC59335-013	05/31/11 17:34
2M67558.D	AC59335-014(100X	05/31/11 17:50
2M67559.D	AC59210-001	05/31/11 18:06
2M67560.D	AC59210-002	05/31/11 18:22
2M67561.D	AC59210-006	05/31/11 18:37
2M67562.D	MBS9757	05/31/11 18:53
2M67563.D	STD	05/31/11 19:09
2M67564.D	STD	05/31/11 19:25
2M67565.D	BLK	05/31/11 19:40
2M67566.D	BLK	05/31/11 19:56
2M67567.D	MBS9758	05/31/11 20:12
2M67568.D	MBS9759	05/31/11 20:27
2M67569.D	AC59234-013	05/31/11 20:43
2M67570.D	AC59234-015	05/31/11 20:59
2M67571.D	AC59302-001	05/31/11 21:14

Data Path : G:\GcMsData\2011\GCMS_2\Data\05-31-11\
 Data File : 2M67517.D
 Acq On : 31 May 2011 6:41
 Operator : WP
 Sample : BFB TUNE
 Misc : A,5ML
 ALS Vial : 40 Sample Multiplier: 1

Integration File: RTEINT.P

Method : G:\GcMsData\2011\GCMS_2\MethodQt\2M_A0429.M
 Title : @GCMS_2,ug,624,8260
 Last Update : Fri Apr 29 13:05:38 2011



Spectrum Information: Average of 4.069 to 4.079 min.

Target Mass	Rel. to Mass	Lower Limit%	Upper Limit%	Rel. Abn%	Raw Abn	Result Pass/Fail
50	95	15	40	24.7	11390	PASS
75	95	30	60	58.6	27052	PASS
95	95	100	100	100.0	46184	PASS
96	95	5	9	6.2	2860	PASS
173	174	0.00	2	0.0	0	PASS
174	95	50	100	76.7	35428	PASS
175	174	5	9	7.4	2622	PASS
176	174	95	101	99.2	35144	PASS
177	176	5	9	7.7	2704	PASS

Form 5

Tune Name: BFB TUNE

Data File: 3M93514.D

Instrument: GCMS 3

Analysis Date: 06/01/11 07:11

Method: EPA 8260B

Tune Scan/Time Range: Average of 4.418 to 4.448 min

Tgt	Rel	Lo	Hi	Rel	Raw	Pass/
Mass	Mass	Lim	Lim	Abund	Abund	Fail
50	95	15	40	26.9	4773	PASS
75	95	30	60	54.1	9606	PASS
95	95	100	100	100.0	17746	PASS
96	95	5	9	6.9	1231	PASS
173	174	0.00	2	0.0	0	PASS
174	95	50	100	95.8	17003	PASS
175	174	5	9	6.0	1025	PASS
176	174	95	101	100.1	17024	PASS
177	176	5	9	5.8	991	PASS

Data File	Sample Number	Analysis Date:
3M93515.D	BLK	06/01/11 07:21
3M93516.D	20 PPB	06/01/11 07:38
3M93517.D	CAL @ 20 PPB	06/01/11 08:00
3M93518.D	BLK	06/01/11 08:17
3M93519.D	DAILY BLANK	06/01/11 08:33
3M93520.D	DAILY BLANK	06/01/11 08:50
3M93521.D	MBS9765	06/01/11 09:07
3M93522.D	MBS9766	06/01/11 09:23
3M93523.D	BLKJUG#3	06/01/11 09:40
3M93524.D	BLKJUG#2	06/01/11 09:56
3M93525.D	AC59210-001	06/01/11 10:13
3M93526.D	AC59335-011	06/01/11 10:29
3M93527.D	AC59454-001	06/01/11 10:46
3M93528.D	BLKJUG2	06/01/11 11:02
3M93529.D	AC59335-012	06/01/11 11:19
3M93530.D	AC59335-013	06/01/11 11:35
3M93531.D	AC59335-007	06/01/11 11:52
3M93532.D	AC59335-006	06/01/11 12:08
3M93533.D	59335-014(100X)	06/01/11 12:27
3M93534.D	AC59210-002	06/01/11 12:46
3M93535.D	AC59210-006	06/01/11 13:02
3M93536.D	AC59335-004(500X)	06/01/11 13:19
3M93537.D	AC59210-014(500X)	06/01/11 13:35
3M93538.D	59335-014(200X)	06/01/11 13:52
3M93539.D	AC59335-014(100X)	06/01/11 14:08
3M93540.D	AC59305-005	06/01/11 14:24
3M93541.D	AC59230-002(MS)	06/01/11 14:41
3M93542.D	AC59230-002(MSD)	06/01/11 14:58
3M93543.D	BLK	06/01/11 15:14
3M93544.D	AC59305-005(T)	06/01/11 15:31
3M93545.D	EF-116576(6-1-11)	06/01/11 15:47
3M93546.D	AC59456-001	06/01/11 16:04
3M93547.D	AC59340-005(10X)	06/01/11 16:24
3M93548.D	AC59233-003(40uL)	06/01/11 16:42
3M93549.D	BLK	06/01/11 16:58
3M93550.D	AC59454-001(MS)	06/01/11 17:15
3M93551.D	AC59454-001(MSD)	06/01/11 17:31
3M93552.D	AC59297-011(8uL)	06/01/11 17:49
3M93553.D	AC59297-020(8uL)	06/01/11 18:05
3M93554.D	AC59297-021(8uL)	06/01/11 18:22
3M93555.D	BLK	06/01/11 18:38
3M93556.D	BLK	06/01/11 18:55
3M93557.D	BLK	06/01/11 19:11
3M93558.D	MBS9776	06/01/11 19:27
3M93559.D	AC59289-017	06/01/11 19:44
3M93560.D	AC59296-001	06/01/11 20:00
3M93561.D	AC59296-002	06/01/11 20:17
3M93562.D	AC59304-001	06/01/11 20:33
3M93563.D	MBS9777	06/01/11 20:49
3M93564.D	AC59302-004	06/01/11 21:06
3M93565.D	AC59289-001	06/01/11 21:22
3M93566.D	AC59289-003	06/01/11 21:39
3M93567.D	AC59289-005	06/01/11 21:55
3M93568.D	AC59289-007	06/01/11 22:12
3M93569.D	AC59289-009	06/01/11 22:28
3M93570.D	AC59289-011	06/01/11 22:45
3M93571.D	AC59289-013	06/01/11 23:01
3M93572.D	AC59289-015	06/01/11 23:18
3M93573.D	AC59289-020	06/01/11 23:34
3M93574.D	AC59304-002	06/01/11 23:50
3M93575.D	AC59296-005(10X)	06/02/11 00:10
3M93576.D	AC59296-003(20X)	06/02/11 00:32
3M93577.D	AC59296-007(50X)	06/02/11 00:54
3M93578.D	AC59296-006(100X)	06/02/11 01:15
3M93579.D	BLK	06/02/11 01:34

Form 5

0190

Tune Name: BFB TUNE

Data File: 3M93514.D

Instrument: GCMS 3

Analysis Date: 06/01/11 07:11

Method: EPA 8260B

Tune Scan/Time Range: Average of 4.418 to 4.448 min

Tgt Mass	Rel Mass	Lo Lim	Hi Lim	Rel Abund	Raw Abund	Pass/ Fail
50	95	15	40	26.9	4773	PASS
75	95	30	60	54.1	9606	PASS
95	95	100	100	100.0	17746	PASS
96	95	5	9	6.9	1231	PASS
173	174	0.00	2	0.0	0	PASS
174	95	50	100	95.8	17003	PASS
175	174	5	9	6.0	1025	PASS
176	174	95	101	100.1	17024	PASS
177	176	5	9	5.8	991	PASS

3M93580.D

BLK

06/02/11 01:51

3M93581.D

BLK

06/02/11 02:07

3M93582.D

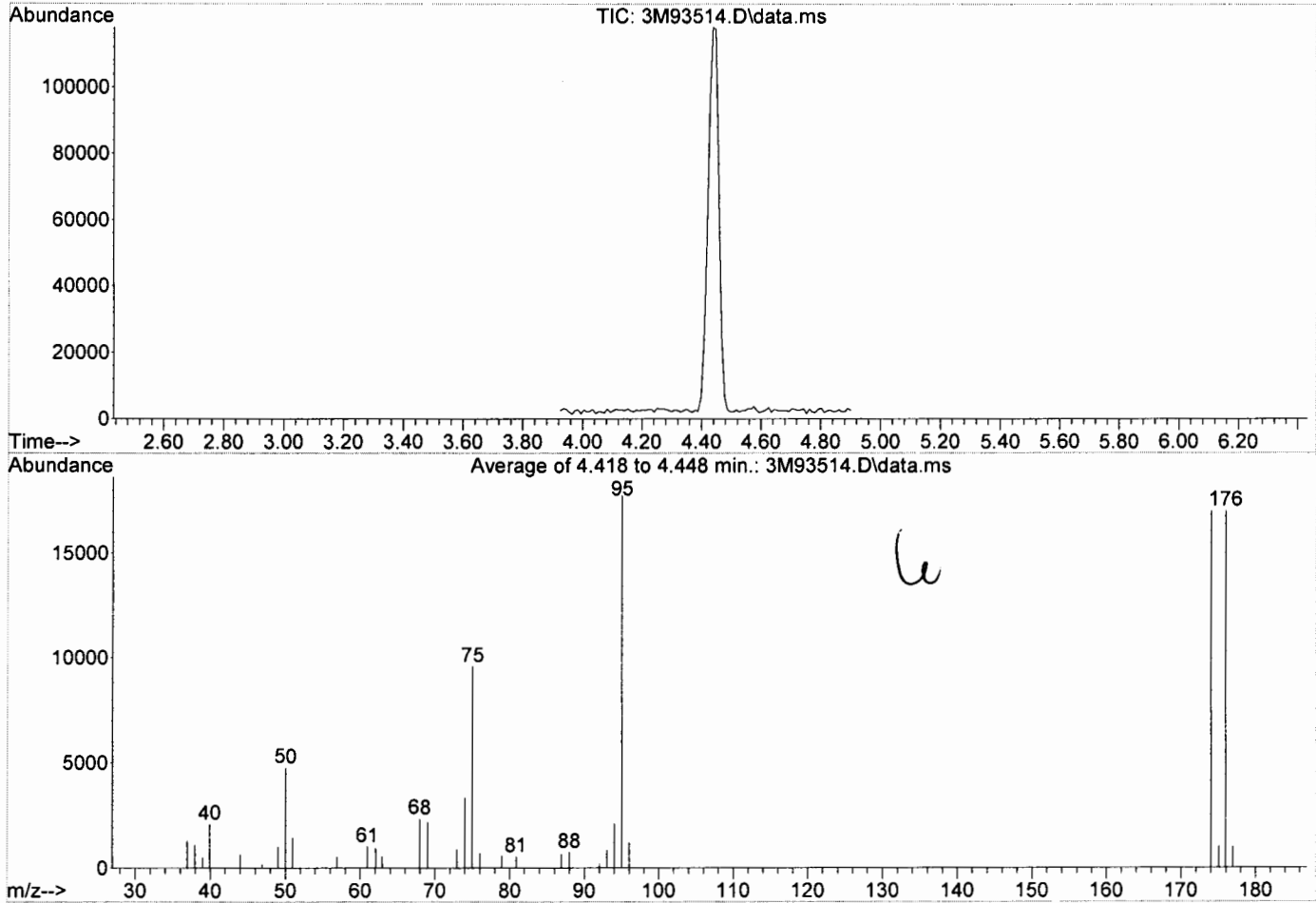
BLK524

06/02/11 02:23

Data Path : G:\GcMsData\2011\GCMS_3\Data\06-01-11\
 Data File : 3M93514.D
 Acq On : 1 Jun 2011 7:11
 Operator : WP
 Sample : BFB TUNE
 Misc : A,5ML
 ALS Vial : 4 Sample Multiplier: 1

Integration File: RTEINT.P

Method : G:\GcMsData\2011\GCMS_3\MethodQt\3M_A0526.M
 Title : @GCMS_3,ug,624,8260
 Last Update : Thu May 26 10:47:39 2011



Spectrum Information: Average of 4.418 to 4.448 min.

Target Mass	Rel. to Mass	Lower Limit%	Upper Limit%	Rel. Abn%	Raw Abn	Result Pass/Fail
50	95	15	40	26.9	4773	PASS
75	95	30	60	54.1	9606	PASS
95	95	100	100	100.0	17746	PASS
96	95	5	9	6.9	1231	PASS
173	174	0.00	2	0.0	0	PASS
174	95	50	100	95.8	17003	PASS
175	174	5	9	6.0	1025	PASS
176	174	95	101	100.1	17024	PASS
177	176	5	9	5.8	991	PASS

Form1

ORGANICS VOLATILE REPORT

Sample Number: DAILY BLANK

Client Id:

Data File: 2M67534.D

Analysis Date: 05/31/11 11:29

Date Rec/Extracted:

Column: DB-624 25M 0.200mm ID 1.12um film

Method: EPA 8260B

Matrix: Aqueous

Initial Vol: 5ml

Final Vol: NA

Dilution: 1.00

Solids: 0

Units: ug/L

Cas #	Compound	RL	Conc	Cas #	Compound	RL	Conc
71-55-6	1,1,1-Trichloroethane	1.0	U	75-00-3	Chloroethane	1.0	U
79-34-5	1,1,2,2-Tetrachloroethane	1.0	U	67-66-3	Chloroform	1.0	U
76-13-1	1,1,2-Trichloro-1,2,2-trifluor	1.0	U	74-87-3	Chloromethane	1.0	U
79-00-5	1,1,2-Trichloroethane	1.0	U	156-59-2	cis-1,2-Dichloroethene	1.0	U
75-34-3	1,1-Dichloroethane	1.0	U	10061-01-5	cis-1,3-Dichloropropene	1.0	U
75-35-4	1,1-Dichloroethene	1.0	U	110-82-7	Cyclohexane	1.0	U
120-82-1	1,2,4-Trichlorobenzene	1.0	U	124-48-1	Dibromochloromethane	1.0	U
96-12-8	1,2-Dibromo-3-Chloropropa	1.0	U	75-71-8	Dichlorodifluoromethane	1.0	U
106-93-4	1,2-Dibromoethane	1.0	U	100-41-4	Ethylbenzene	1.0	U
95-50-1	1,2-Dichlorobenzene	1.0	U	98-82-8	Isopropylbenzene	1.0	U
107-06-2	1,2-Dichloroethane	0.50	U	136777612	m&p-Xylenes	1.0	U
78-87-5	1,2-Dichloropropane	1.0	U	79-20-9	Methyl Acetate	1.0	U
541-73-1	1,3-Dichlorobenzene	1.0	U	108-87-2	Methylcyclohexane	1.0	U
106-46-7	1,4-Dichlorobenzene	1.0	U	75-09-2	Methylene Chloride	1.0	U
78-93-3	2-Butanone	1.0	U	1634-04-4	Methyl-t-butyl ether	0.50	U
591-78-6	2-Hexanone	1.0	U	95-47-6	o-Xylene	1.0	U
108-10-1	4-Methyl-2-Pentanone	1.0	U	100-42-5	Styrene	1.0	U
67-64-1	Acetone	10	U	127-18-4	Tetrachloroethene	1.0	U
71-43-2	Benzene	0.50	U	108-88-3	Toluene	1.0	U
75-27-4	Bromodichloromethane	1.0	U	156-60-5	trans-1,2-Dichloroethene	1.0	U
75-25-2	Bromoform	1.0	U	10061-02-6	trans-1,3-Dichloropropene	1.0	U
74-83-9	Bromomethane	1.0	U	79-01-6	Trichloroethene	1.0	U
75-15-0	Carbon Disulfide	1.0	U	75-69-4	Trichlorofluoromethane	1.0	U
56-23-5	Carbon Tetrachloride	1.0	U	75-01-4	Vinyl Chloride	1.0	U
108-90-7	Chlorobenzene	1.0	U				

Worksheet #: 193017

Total Target Concentration 0

ColumnID: (^) Indicates results from 2nd column

*U - Indicates the compound was analyzed but not detected.**B - Indicates the analyte was found in the blank as well as in the sample.**E - Indicates the analyte concentration exceeds the calibration range of the instrument.**R - Retention Time Out**J - Indicates an estimated value when a compound is detected at less than the specified detection limit.**d - Pesticide %Diff>40% between columns due to coelution. Lower concentration use a*

SampleID : DAILY BLANK
 Data File: 2M67534.D
 Acq On : 05/31/11 11:29

Operator : WP
 Sam Mult : 1 Vial# : 56
 Misc : A,5ML


Qt Meth : 2M_A0531.M
 Qt On : 05/31/11 11:47
 Qt Upd On: 05/31/11 11:09

Data Path : G:\GcMsData\2011\GCMS_2\Data\05-31-11\
 Qt Path : G:\GcMsData\2011\GCMS_2\MethodQt\
 Qt Resp Via : Initial Calibration

Compound	R.T.	QIon	Response	Conc	Units	Dev(Min)
Internal Standards						
4) Fluorobenzene	4.290	96	205284	30.00	ug/l	-0.02
51) Chlorobenzene-d5	6.090	117	204744	30.00	ug/l	-0.02
69) 1,4-Dichlorobenzene-d4	7.481	152	132867	30.00	ug/l	-0.02
System Monitoring Compounds						
36) Dibromofluoromethane	3.827	111	75076	31.12	ug/l	-0.02
Spiked Amount	30.000		Recovery	= 103.73%		
38) 1,2-Dichloroethane-d4	4.074	67	40046	26.93	ug/l	-0.02
Spiked Amount	30.000		Recovery	= 89.77%		
65) Toluene-d8	5.236	98	225835	28.59	ug/l	-0.02
Spiked Amount	30.000		Recovery	= 95.30%		
75) Bromofluorobenzene	6.777	174	119803	30.37	ug/l	-0.02
Spiked Amount	30.000		Recovery	= 101.23%		
Target Compounds						Qvalue

(#) = qualifier out of range (m) = manual integration (+) = signals summed

W



Form1

ORGANICS VOLATILE REPORT

Sample Number: DAILY BLANK

Client Id:

Data File: 3M93520.D

Analysis Date: 06/01/11 08:50

Date Rec/Extracted:

Column: DB-624 25M 0.200mm ID 1.12um film

Method: EPA 8260B

Matrix: Aqueous

Initial Vol: 5ml

Final Vol: NA

Dilution: 1.00

Solids: 0

Units: ug/L

Cas #	Compound	RL	Conc	Cas #	Compound	RL	Conc
71-55-6	1,1,1-Trichloroethane	1.0	U	75-00-3	Chloroethane	1.0	U
79-34-5	1,1,2,2-Tetrachloroethane	1.0	U	67-66-3	Chloroform	1.0	U
76-13-1	1,1,2-Trichloro-1,2,2-trifluor	1.0	U	74-87-3	Chloromethane	1.0	U
79-00-5	1,1,2-Trichloroethane	1.0	U	156-59-2	cis-1,2-Dichloroethene	1.0	U
75-34-3	1,1-Dichloroethane	1.0	U	10061-01-5	cis-1,3-Dichloropropene	1.0	U
75-35-4	1,1-Dichloroethene	1.0	U	110-82-7	Cyclohexane	1.0	U
120-82-1	1,2,4-Trichlorobenzene	1.0	U	124-48-1	Dibromochloromethane	1.0	U
96-12-8	1,2-Dibromo-3-Chloropropa	1.0	U	75-71-8	Dichlorodifluoromethane	1.0	U
106-93-4	1,2-Dibromoethane	1.0	U	100-41-4	Ethylbenzene	1.0	U
95-50-1	1,2-Dichlorobenzene	1.0	U	98-82-8	Isopropylbenzene	1.0	U
107-06-2	1,2-Dichloroethane	0.50	U	136777612	m&p-Xylenes	1.0	U
78-87-5	1,2-Dichloropropane	0.51	U	79-20-9	Methyl Acetate	1.0	U
541-73-1	1,3-Dichlorobenzene	1.0	U	108-87-2	Methylcyclohexane	1.0	U
106-46-7	1,4-Dichlorobenzene	1.0	U	75-09-2	Methylene Chloride	1.0	U
78-93-3	2-Butanone	1.0	U	1634-04-4	Methyl-t-butyl ether	0.50	U
591-78-6	2-Hexanone	1.0	U	95-47-6	o-Xylene	1.0	U
108-10-1	4-Methyl-2-Pentanone	1.0	U	100-42-5	Styrene	1.0	U
67-64-1	Acetone	10	U	127-18-4	Tetrachloroethene	1.0	U
71-43-2	Benzene	0.50	U	108-88-3	Toluene	1.0	U
75-27-4	Bromodichloromethane	0.61	U	156-60-5	trans-1,2-Dichloroethene	1.0	U
75-25-2	Bromoform	1.0	U	10061-02-6	trans-1,3-Dichloropropene	1.0	U
74-83-9	Bromomethane	1.0	U	79-01-6	Trichloroethene	1.0	U
75-15-0	Carbon Disulfide	1.0	U	75-69-4	Trichlorofluoromethane	1.0	U
56-23-5	Carbon Tetrachloride	1.0	U	75-01-4	Vinyl Chloride	1.0	U
108-90-7	Chlorobenzene	1.0	U				

Worksheet #: 193017

Total Target Concentration 0

ColumnID: (^) Indicates results from 2nd column

U - Indicates the compound was analyzed but not detected.*B* - Indicates the analyte was found in the blank as well as in the sample.*E* - Indicates the analyte concentration exceeds the calibration range of the instrument.*R* - Retention Time Out*J* - Indicates an estimated value when a compound is detected at less than the specified detection limit.*d* - Pesticide %Diff>40% between columns due to coelution. Lower concentration used

SampleID : DAILY BLANK
 Data File: 3M93520.D
 Acq On : 06/ 1/11 08:50

Operator : WP
 Sam Mult : 1 Vial# : 7
 Misc : A,5ML


Qt Meth : 3M_A0526.M
 Qt On : 06/01/11 09:32
 Qt Upd On: 05/30/11 11:14

Data Path : G:\GcMsData\2011\GCMS_3\Data\06-01-11\
 Qt Path : G:\GcMsData\2011\GCMS_3\MethodQt\
 Qt Resp Via : Initial Calibration

Compound	R.T.	QIon	Response	Conc	Units	Dev(Min)
Internal Standards						
4) Fluorobenzene	4.568	96	267162	30.00	ug/l	0.00
51) Chlorobenzene-d5	6.401	117	214282	30.00	ug/l	0.00
69) 1,4-Dichlorobenzene-d4	7.825	152	132025	30.00	ug/l	0.00
System Monitoring Compounds						
36) Dibromofluoromethane	4.130	111	85174	31.20	ug/l	0.00
Spiked Amount 30.000			Recovery	=	104.00%	
38) 1,2-Dichloroethane-d4	4.364	67	50093	30.63	ug/l	0.00
Spiked Amount 30.000			Recovery	=	102.10%	
65) Toluene-d8	5.530	98	260508	27.53	ug/l	0.00
Spiked Amount 30.000			Recovery	=	91.77%	
75) Bromofluorobenzene	7.104	174	147660	30.89	ug/l	0.00
Spiked Amount 30.000			Recovery	=	102.97%	
Target Compounds						Qvalue

(#) = qualifier out of range (m) = manual integration (+) = signals summed

llh



Form3
Recovery Data
QC Batch: MBS9752

0198

Data File	Sample ID:	Analysis Date
Spike or Dup: 2M67536.D	MBS9752	5/31/2011 12:01:00 PM
Non Spike(If applicable):		
Inst Blank(If applicable):		
Method: 8260	Matrix: Aqueous	QC Type: MBS

Analyte:	Col	Spike Conc	Sample Conc	Expected Conc	Recovery	Lower Limit	Upper Limit	ME Low Limit	ME Upper Limit
Vinyl Chloride	1	17.6423	0	20	88	21	137	0	0
1,1-Dichloroethene	1	16.7765	0	20	84	21	133	0	0
1,1-Dichloroethane	1	17.1693	0	20	86	44	134	0	0
Chloroform	1	18.4016	0	20	92	40	148	0	0
1,2-Dichloroethane	1	20.0775	0	20	100	43	144	0	0
2-Butanone	1	19.4944	0	20	97	25	157	0	0
Carbon Tetrachloride	1	20.1708	0	20	101	42	146	0	0
Trichloroethene	1	19.1628	0	20	96	46	127	0	0
Benzene	1	18.0054	0	20	90	49	135	0	0
Tetrachloroethene	1	21.2587	0	20	106	42	138	0	0
Toluene	1	19.0599	0	20	95	53	129	0	0
Chlorobenzene	1	21.3921	0	20	107	51	129	0	0
1,4-Dichlorobenzene	1	20.1786	0	20	101	45	128	0	0
1,2-Dichlorobenzene	1	19.8654	0	20	99	50	126	0	0
n-Propylbenzene	1	17.1169	0	20	86	45	135	0	0
sec-Butylbenzene	1	18.3385	0	20	92	43	123	0	0

* - Indicates outside of limits

- Indicates outside of standard limits but within method exceedance limits

SampleID : MBS Operator : WP Qt Meth : 2M_A0531.M
 Data File: 2M67536.D Sam Mult : 1 Vial# : 58 Qt On : 05/31/11 12:26
 Acq On : 05/31/11 12:01 Misc : A,5ML Qt Upd On: 05/31/11 11:09

Data Path : G:\GcMsData\2011\GCMS_2\Data\05-31-11\
 Qt Path : G:\GcMsData\2011\GCMS_2\MethodQt\
 Qt Resp Via : Initial Calibration

Compound	R.T.	QIon	Response	Conc	Units	Dev(Min)

Internal Standards						
4) Fluorobenzene	4.290	96	205087	30.00	ug/l	-0.02
51) Chlorobenzene-d5	6.090	117	199568	30.00	ug/l	-0.02
69) 1,4-Dichlorobenzene-d4	7.486	152	131306	30.00	ug/l	-0.02
System Monitoring Compounds						
36) Dibromofluoromethane	3.832	111	79364	32.93	ug/l	-0.02
Spiked Amount 30.000			Recovery	=	109.77%	
38) 1,2-Dichloroethane-d4	4.073	67	40805	27.46	ug/l	-0.02
Spiked Amount 30.000			Recovery	=	91.53%	
65) Toluene-d8	5.235	98	227551	29.56	ug/l	-0.02
Spiked Amount 30.000			Recovery	=	98.53%	
75) Bromofluorobenzene	6.776	174	111337	28.56	ug/l	-0.02
Spiked Amount 30.000			Recovery	=	95.20%	
Target Compounds						
						Qvalue
5) Chlorodifluoromethane	1.209	51	146347	26.6054	ug/l	88
6) Dichlorodifluoromethane	1.192	85	74208	16.5247	ug/l	89
7) Chloromethane	1.309	50	67960	16.5459	ug/l	82
8) Bromomethane	1.575	94	33178	18.8339	ug/l	82
9) Vinyl Chloride	1.376	62	57219	17.6423	ug/l	94
10) Chloroethane	1.642	64	31799	20.1974	ug/l	82
11) Trichlorofluoromethane	1.809	101	84203	21.4960	ug/l	81
12) Ethyl ether	1.997	59	54335	20.3397	ug/l	87
13) Furan	2.027	39	150266	21.5231	ug/l	98
14) 1,1,2-Trichloro-1,2,2-...	2.145	101	59188	20.4804	ug/l	93
15) Methylene Chloride	2.489	84	62026	17.0459	ug/l	97
16) Acrolein	2.096	56	47800	88.9307	ug/l	90
17) Acrylonitrile	2.676	53	23438	18.7293	ug/l	83
18) Iodomethane	2.273	142	114445	18.3652	ug/l	97
19) Acetone	2.194	43	95215	92.1737	ug/l	94
20) Carbon Disulfide	2.312	76	201853	19.7430	ug/l	100
21) t-Butyl Alcohol	2.568	59	28395	82.4338	ug/l	87
22) n-Hexane	2.873	57	73962	22.4827	ug/l	69
23) Di-isopropyl-ether	3.030	45	216640	17.6430	ug/l	98
24) 1,1-Dichloroethene	2.155	61	100575	16.7765	ug/l	93
25) Methyl Acetate	2.420	43	70457	23.2597	ug/l	100
26) Methyl-t-butyl ether	2.676	73	170580	17.1373	ug/l	64
27) 1,1-Dichloroethane	3.001	63	117372	17.1693	ug/l	95
28) trans-1,2-Dichloroethene	2.676	96	61276	19.4391	ug/l	93
29) cis-1,2-Dichloroethene	3.447	61	115778	18.8346	ug/l	95
30) Bromochloromethane	3.646	49	56517	19.2117	ug/l	76
31) 2,2-Dichloropropane	3.453	77	102832	23.4805	ug/l	98
32) Ethyl acetate	3.507	43	49345	15.1720	ug/l	99
33) 1,4-Dioxane	4.735	88	31553	990.8517	ug/l	92
34) 1,1-Dichloropropene	3.965	75	87997	19.0973	ug/l	97
35) Chloroform	3.706	83	118311	18.4016	ug/l	88
37) Cyclohexane	3.886	56	88274	19.0438	ug/l	99
39) 1,2-Dichloroethane	4.121	62	114616	20.0775	ug/l	86
40) 2-Butanone	3.459	43	26943	19.4944	ug/l	71
41) 1,1,1-Trichloroethane	3.844	97	108983	20.4581	ug/l	92
42) Carbon Tetrachloride	3.965	117	89669	20.1708	ug/l	88
43) Vinyl Acetate	3.030	43	165917	12.5466	ug/l	100
44) Bromodichloromethane	4.813	83	100456	17.7413	ug/l	100
45) Methylcyclohexane	4.633	83	86629	21.7904	ug/l	94
46) Dibromomethane	4.729	174	57242	19.2119	ug/l	96
47) 1,2-Dichloropropane	4.657	63	66499	19.7718	ug/l	87
48) Trichloroethene	4.518	130	66541	19.1628	ug/l	95
49) Benzene	4.109	78	215800	18.0054	ug/l	100
50) tert-Amyl methyl ether	4.175	73	170410	18.9545	ug/l	71
53) Methyl methacrylate	4.705	41	59714	17.0370	ug/l	95
54) Dibromochloromethane	5.752	129	80555	17.7016	ug/l	95
55) 2-Chloroethylvinylether	4.982	63	39546	18.2365	ug/l	79
56) cis-1,3-Dichloropropene	5.078	75	104530	17.4602	ug/l	88
57) trans-1,3-Dichloropropene	5.397	75	105259	17.3981	ug/l	98
58) Ethyl methacrylate	5.439	41	63776	16.5546	ug/l	74
59) 1,1,2-Trichloroethane	5.512	97	52656	17.8326	ug/l	91
60) 1,2-Dibromoethane	5.825	107	65764	17.6810	ug/l	75
61) 1,3-Dichloropropane	5.614	76	102864	20.2788	ug/l	93
62) 4-Methyl-2-Pentanone	5.163	43	59993	16.6236	ug/l	96
63) 2-Hexanone	5.644	43	41939	16.5810	ug/l	90
64) Tetrachloroethene	5.602	164	61663	21.2587	ug/l	83
66) Toluene	5.277	92	141941	19.0599	ug/l	95
67) 1,1,1,2-Tetrachloroethane	6.150	133	65444	22.1456	ug/l	67
68) Chlorobenzene	6.108	112	164730	21.3921	ug/l	97

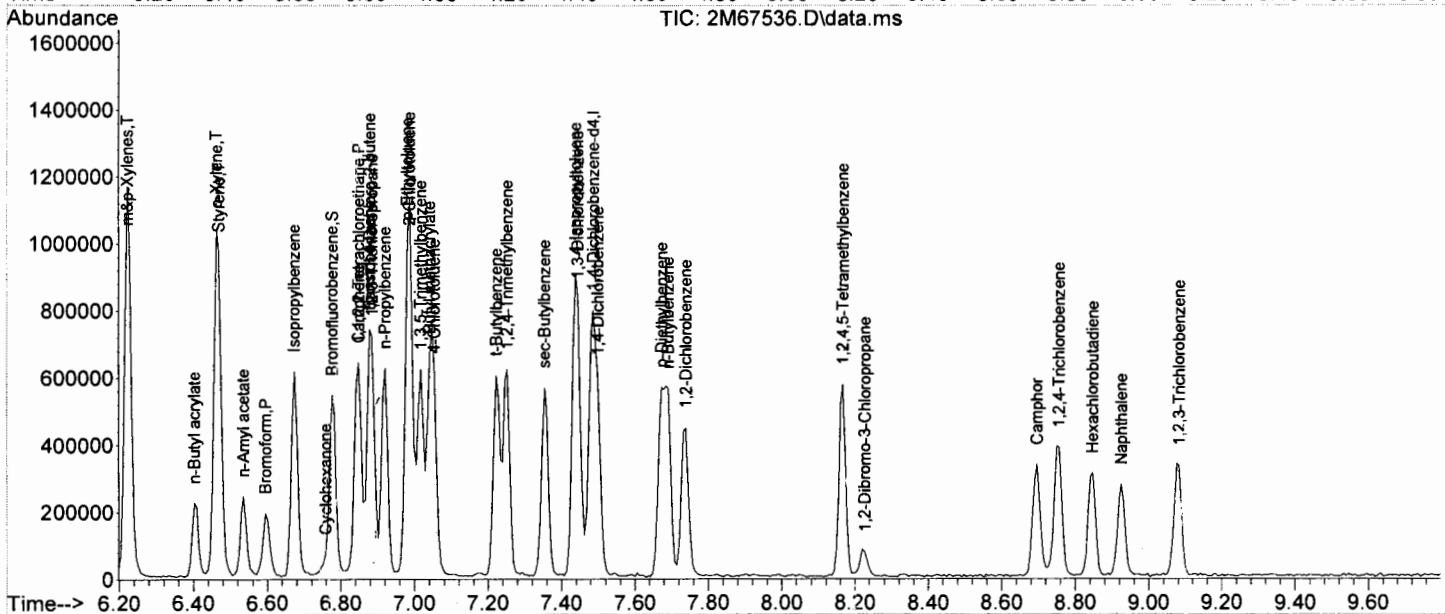
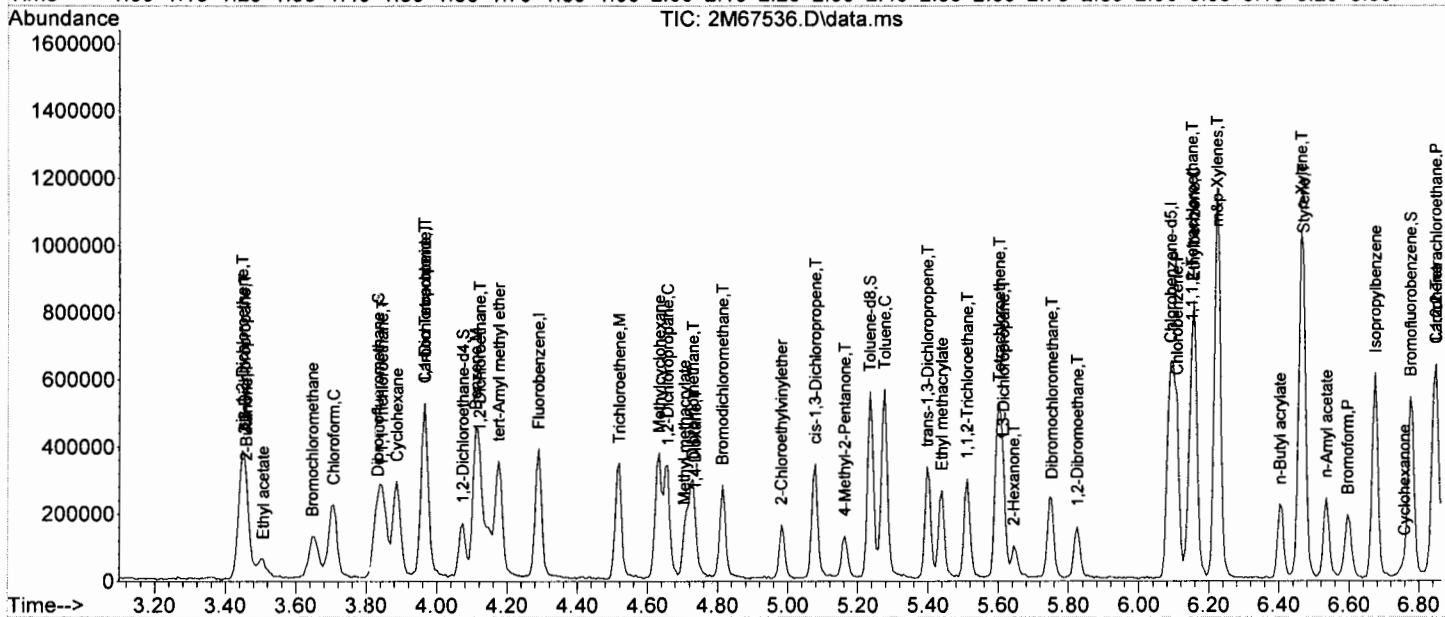
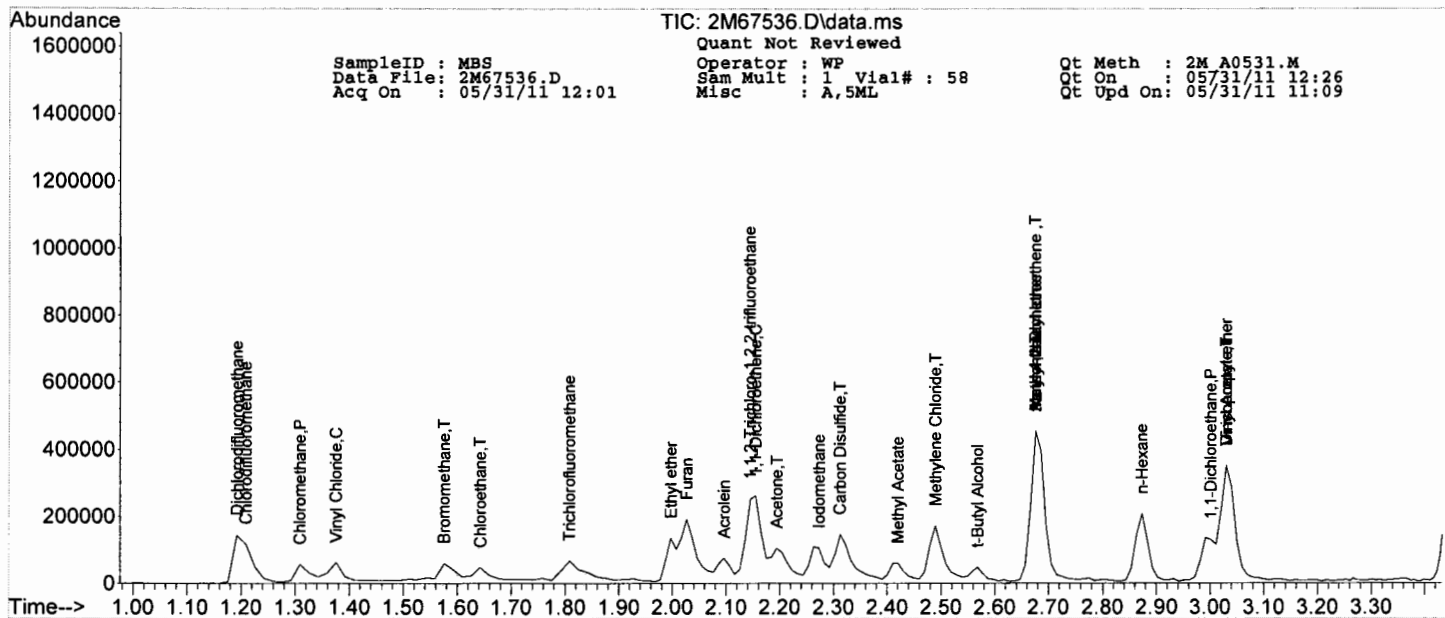
Quantitation Report (Not Reviewed)

SampleID : MBS Operator : WP Qt Meth : 2M_A0531.M
 Data File: 2M67536.D Sam Mult : 1 Vial# : 58 Qt On : 05/31/11 12:26
 Acq On : 05/31/11 12:01 Misc : A,5ML Qt Upd On: 05/31/11 11:09

Data Path : G:\GCMSData\2011\GCMS_2\Data\05-31-11\
 Qt Path : G:\GCMSData\2011\GCMS_2\MethodQt\
 Qt Resp Via : Initial Calibration

Compound	R.T.	QIon	Response	Conc	Units	Dev(Min)
70) n-Butyl acrylate	6.403	55	106458	14.3566	ug/l	96
71) n-Amyl acetate	6.535	43	100565	13.6469	ug/l	91
72) Bromoform	6.595	173	60168	15.9205	ug/l	81
73) Ethylbenzene	6.156	106	65872	19.3011	ug/l	95
74) 1,1,2,2-Tetrachloroethane	6.848	83	71331	17.2417	ug/l	92
76) Styrene	6.469	104	167377	17.7712	ug/l	95
77) m&p-Xylenes	6.222	106	200747	35.9252	ug/l	100
78) o-Xylene	6.463	106	100948	17.9070	ug/l	87
79) trans-1,4-Dichloro-2-b...	6.878	53	26312	18.3550	ug/l	34
80) 1,3-Dichlorobenzene	7.444	146	140311	21.7656	ug/l	92
81) 1,4-Dichlorobenzene	7.498	146	138877	20.1786	ug/l	94
82) 1,2-Dichlorobenzene	7.739	146	132745	19.8654	ug/l	92
83) Isopropylbenzene	6.673	105	252026	17.0876	ug/l	95
84) Cyclohexanone	6.758	55	13330	93.7063	ug/l	86
85) Camphene	6.848	93	89747	18.9281	ug/l	97
86) 1,2,3-Trichloropropane	6.884	75	100258	18.7898	ug/l	88
87) 2-Chlorotoluene	6.987	91	189194	18.7242	ug/l	96
88) p-Ethyltoluene	6.980	105	288564	19.4101	ug/l	82
89) 4-Chlorotoluene	7.053	91	163136	19.5218	ug/l	93
90) n-Propylbenzene	6.920	91	324899	17.1169	ug/l	96
91) Bromobenzene	6.878	77	153238	20.4095	ug/l	88
92) 1,3,5-Trimethylbenzene	7.017	105	232864	22.0264	ug/l	94
93) Butyl methacrylate	7.041	41	98977	14.9387	ug/l	60
94) t-Butylbenzene	7.221	119	214186	18.2225	ug/l	92
95) 1,2,4-Trimethylbenzene	7.251	105	246840	21.4685	ug/l	93
96) sec-Butylbenzene	7.354	105	269025	18.3385	ug/l	100
97) 4-Isopropyltoluene	7.438	119	233357	20.0361	ug/l	93
98) n-Butylbenzene	7.691	91	261465	20.5750	ug/l	96
99) p-Diethylbenzene	7.673	119	115840	18.7188	ug/l	92
100) 1,2,4,5-Tetramethylben...	8.166	119	223901	20.1449	ug/l	94
101) 1,2-Dibromo-3-Chloropr...	8.227	157	15573	14.9439	ug/l	80
102) Camphor	8.696	95	60327	148.5962	ug/l	93
103) Hexachlorobutadiene	8.847	225	54435	19.6206	ug/l	98
104) 1,2,4-Trichlorobenzene	8.756	180	98766	21.3233	ug/l	95
105) 1,2,3-Trichlorobenzene	9.081	180	82484	19.7762	ug/l	94
106) Naphthalene	8.925	128	164329	16.2532	ug/l	100

(#) = qualifier out of range (m) = manual integration (+) = signals summed



Form3
Recovery Data
 QC Batch: MBS9766

0202

Data File	Sample ID:	Analysis Date
Spike or Dup: 3M93522.D	MBS9766	6/1/2011 9:23:00 AM
Non Spike(If applicable):		
Inst Blank(If applicable):		
Method: 8260	Matrix: Aqueous	QC Type: MBS

Analyte:	Col	Spike Conc	Sample Conc	Expected Conc	Recovery	Lower Limit	Upper Limit	ME Low Limit	ME Upper Limit
Vinyl Chloride	1	17.3	0	20	86	21	137	0	0
1,1-Dichloroethene	1	20.9449	0	20	105	21	133	0	0
1,1-Dichloroethane	1	20.8688	0	20	104	44	134	0	0
Chloroform	1	20.1448	0	20	101	40	148	0	0
1,2-Dichloroethane	1	17.2105	0	20	86	43	144	0	0
2-Butanone	1	21.6047	0	20	108	25	157	0	0
Carbon Tetrachloride	1	24.5797	0	20	123	42	146	0	0
Trichloroethene	1	22.0153	0	20	110	46	127	0	0
Benzene	1	21.5882	0	20	108	49	135	0	0
Tetrachloroethene	1	21.6652	0	20	108	42	138	0	0
Toluene	1	21.035	0	20	105	53	129	0	0
Chlorobenzene	1	21.5409	0	20	108	51	129	0	0
1,4-Dichlorobenzene	1	20.0335	0	20	100	45	128	0	0
1,2-Dichlorobenzene	1	16.4304	0	20	82	50	126	0	0
n-Propylbenzene	1	18.9243	0	20	95	45	135	0	0
sec-Butylbenzene	1	18.8634	0	20	94	43	123	0	0

* - Indicates outside of limits

- Indicates outside of standard limits but within method exceedance limits

SampleID : MBS
Data File: 3M93522.D
Acq On : 06/ 1/11 09:23

Operator : WP
Sam Mult : 1 Vial# : 9
Misc : A,5ML

Qt Meth : 3M_A0526.M
Qt On : 06/01/11 09:42
Qt Upd On: 05/30/11 11:14

Data Path : G:\GcMSData\2011\GCMS_3\Data\06-01-11\
Qt Path : G:\GcMSData\2011\GCMS_3\MethodQt\
Qt Resp Via : Initial Calibration

Compound	R.T.	QIon	Response	Conc	Units	Dev(Min)
Internal Standards						
4) Fluorobenzene	4.568	96	299329	30.00	ug/l	0.00
51) Chlorobenzene-d5	6.401	117	243490	30.00	ug/l	0.00
69) 1,4-Dichlorobenzene-d4	7.825	152	169566	30.00	ug/l	0.00
System Monitoring Compounds						
36) Dibromofluoromethane	4.136	111	93043	30.42	ug/l	0.00
Spiked Amount 30.000			Recovery	=	101.40%	
38) 1,2-Dichloroethane-d4	4.364	67	56426	30.79	ug/l	0.00
Spiked Amount 30.000			Recovery	=	102.63%	
65) Toluene-d8	5.536	98	310835	28.91	ug/l	0.00
Spiked Amount 30.000			Recovery	=	96.37%	
75) Bromofluorobenzene	7.104	174	182052	29.65	ug/l	0.00
Spiked Amount 30.000			Recovery	=	98.83%	
Target Compounds						
						Qvalue
5) Chlorodifluoromethane	1.293	51	98688	21.2284	ug/l	97
6) Dichlorodifluoromethane	1.276	85	61810	17.6965	ug/l	88
7) Chloromethane	1.410	50	57649	18.6433	ug/l	77
8) Bromomethane	1.726	94	24888	18.6965	ug/l	87
9) Vinyl Chloride	1.493	62	33916	17.3000	ug/l	98
10) Chloroethane	1.793	64	20956	22.9146	ug/l	87
11) Trichlorofluoromethane	1.993	101	55879	21.1006	ug/l	86
12) Ethyl ether	2.207	59	22917	20.0158	ug/l	89
13) Furan	2.237	39	100767	30.5317	ug/l	87
14) 1,1,2-Trichloro-1,2,2-...	2.375	101	40101	22.5347	ug/l	93
15) Methylene Chloride	2.748	84	50402	19.9349	ug/l	85
16) Acrolein	2.315	56	41644	83.0872	ug/l	100
17) Acrylonitrile	2.952	53	17825	15.2397	ug/l	98
18) Iodomethane	2.501	142	72209	29.9592	ug/l	95
19) Acetone	2.435	43	84992	93.5237	ug/l	96
20) Carbon Disulfide	2.555	76	151718	34.9153	ug/l	100
21) t-Butyl Alcohol	2.844	59	7094	46.9246	ug/l	91
22) n-Hexane	3.168	57	39228	18.4305	ug/l	82
23) Di-isopropyl-ether	3.349	45	161016	18.4655	ug/l	84
24) 1,1-Dichloroethene	2.381	61	80147	20.9449	ug/l	96
25) Methyl Acetate	2.676	43	68845	20.8627	ug/l	100
26) Methyl-t-butyl ether	2.964	73	53659	14.1162	ug/l	73
27) 1,1-Dichloroethane	3.307	63	93463	20.8688	ug/l	92
28) trans-1,2-Dichloroethene	2.964	96	44282	21.8535	ug/l	94
29) cis-1,2-Dichloroethene	3.787	61	87514	22.4180	ug/l	88
30) Bromochloromethane	3.968	49	59103	20.7749	ug/l	72
31) 2,2-Dichloropropane	3.787	77	42143	20.7607	ug/l	93
32) Ethyl acetate	3.835	43	40911	11.9753	ug/l	95
33) 1,4-Dioxane	5.019	88	29808	607.0511	ug/l	73
34) 1,1-Dichloropropene	4.262	75	74812	24.4623	ug/l	95
35) Chloroform	4.022	83	93642	20.1448	ug/l	82
37) Cyclohexane	4.184	56	77521	22.6519	ug/l	86
39) 1,2-Dichloroethane	4.412	62	89876	17.2105	ug/l	94
40) 2-Butanone	3.799	43	29454	21.6047	ug/l	98
41) 1,1,1-Trichloroethane	4.148	97	71109	21.6625	ug/l	100
42) Carbon Tetrachloride	4.262	117	73245	24.5797	ug/l	97
43) Vinyl Acetate	3.343	43	125759	22.1155	ug/l	100
44) Bromodichloromethane	5.103	83	83516	21.2601	ug/l	93
45) Methylcyclohexane	4.911	83	53576	21.6761	ug/l	95
46) Dibromomethane	5.019	174	60011	20.8018	ug/l	96
47) 1,2-Dichloropropane	4.941	63	63615	20.7615	ug/l	100
48) Trichloroethene	4.797	130	59621	22.0153	ug/l	95
49) Benzene	4.400	78	209760	21.5882	ug/l	100
52) Iso-propylacetate	4.430	43	67770	8.7245	ug/l	78
53) Methyl methacrylate	4.989	41	47315	10.8870	ug/l	85
54) Dibromochloromethane	6.059	129	71059	18.8113	ug/l	99
55) 2-Chloroethylvinylether	5.271	63	30113	11.8543	ug/l	78
56) cis-1,3-Dichloropropene	5.368	75	72323	14.8209	ug/l	85
57) trans-1,3-Dichloropropene	5.698	75	59211	13.1759	ug/l	99
58) Ethyl methacrylate	5.728	41	55185	12.5307	ug/l	83
59) 1,1,2-Trichloroethane	5.812	97	51620	18.5927	ug/l	87
60) 1,2-Dibromoethane	6.137	107	58272	17.4060	ug/l	78
61) 1,3-Dichloropropane	5.914	76	92966	19.1073	ug/l	99
62) 4-Methyl-2-Pentanone	5.452	43	56741	10.5389	ug/l	100
63) 2-Hexanone	5.945	43	36690	9.4599	ug/l	97
64) Tetrachloroethene	5.902	164	62813	21.6652	ug/l	96
66) Toluene	5.572	92	134972	21.0350	ug/l	96
67) 1,1,1,2-Tetrachloroethane	6.461	133	56751	21.5077	ug/l	69
68) Chlorobenzene	6.419	112	157309	21.5409	ug/l	95

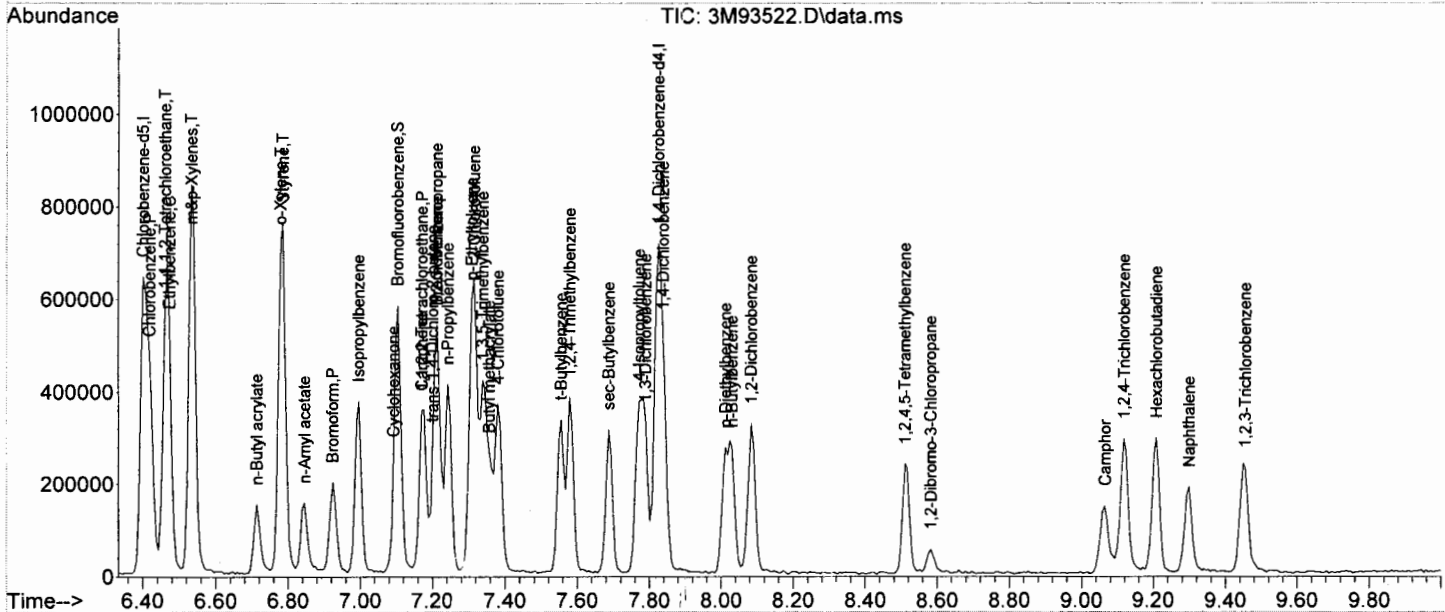
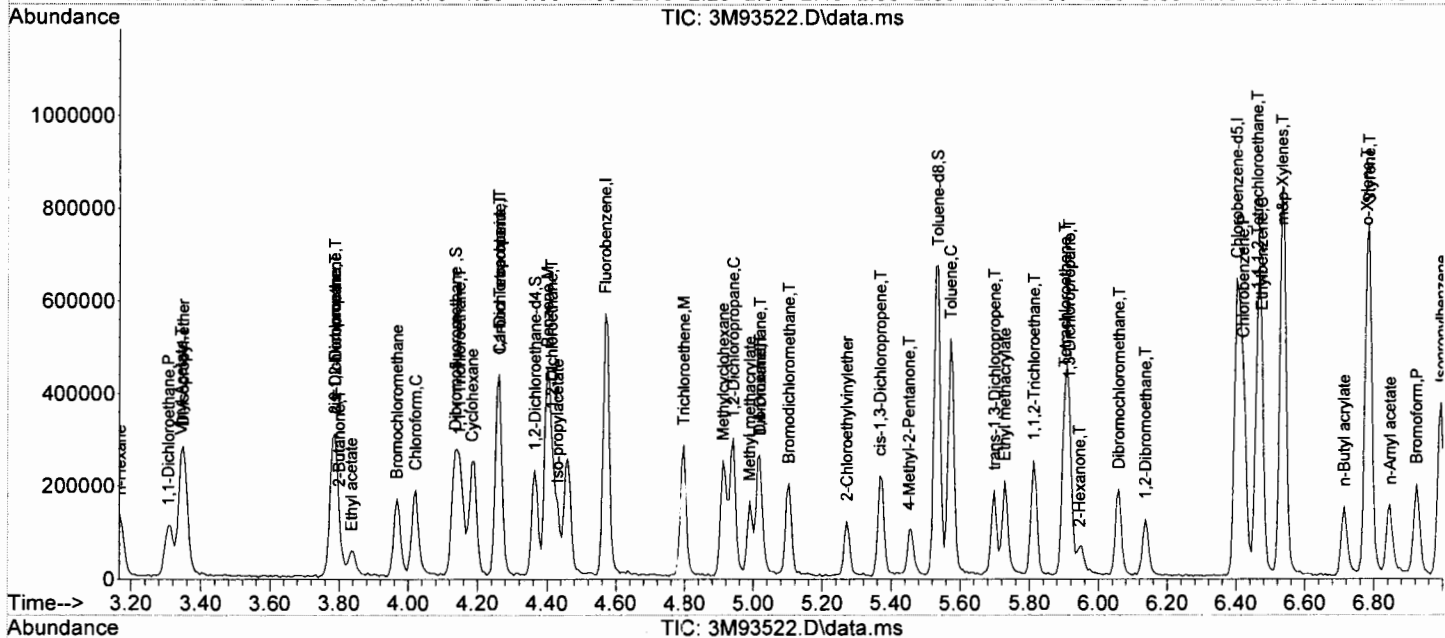
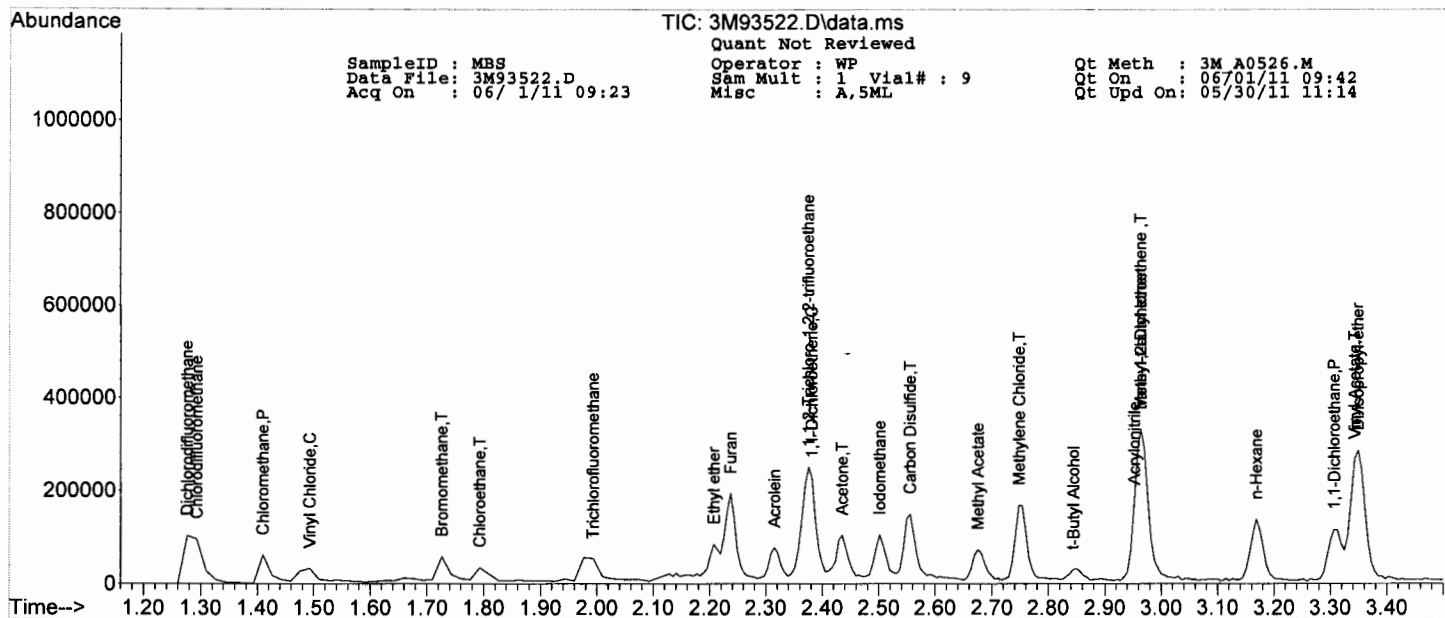
Quantitation Report (Not Reviewed)

SampleID : MBS Operator : WP Qt Meth : 3M_A0526.M
 Data File: 3M93522.D Sam Mult : 1 Vial# : 9 Qt On : 06/01/11 09:42
 Acq On : 06/ 1/11 09:23 Misc : A,5ML Qt Upd On: 05/30/11 11:14

Data Path : G:\GcMsData\2011\GCMS_3\Data\06-01-11\
 Qt Path : G:\GcMsData\2011\GCMS_3\MethodQt\
 Qt Resp Via : Initial Calibration

Compound	R.T.	QIon	Response	Conc	Units	Dev(Min)
70) n-Butyl acrylate	6.714	55	71545	9.3294	ug/l	99
71) n-Amyl acetate	6.846	43	64224	8.8395	ug/l	77
72) Bromoform	6.924	173	72478	16.9222	ug/l	99
73) Ethylbenzene	6.473	106	55648	17.6045	ug/l	75
74) 1,1,2,2-Tetrachloroethane	7.170	83	69752	17.2270	ug/l	87
76) Styrene	6.786	104	143270	16.6723	ug/l	95
77) m&p-Xylenes	6.533	106	178117	44.1640	ug/l	85
78) o-Xylene	6.780	106	89289	22.1363	ug/l	81
79) trans-1,4-Dichloro-2-b...	7.200	53	30882	16.3232	ug/l	86
80) 1,3-Dichlorobenzene	7.789	146	134440	20.4439	ug/l	80
81) 1,4-Dichlorobenzene	7.837	146	140085	20.0335	ug/l	88
82) 1,2-Dichlorobenzene	8.084	146	129674	16.4304	ug/l	79
83) Isopropylbenzene	6.996	105	181617	18.6205	ug/l	91
84) Cyclohexanone	7.092	55	7038	45.2957	ug/l	79
85) Camphene	7.170	93	40441	17.6027	ug/l	93
86) 1,2,3-Trichloropropane	7.212	75	68690	16.7341	ug/l	92
87) 2-Chlorotoluene	7.315	91	125424	20.6420	ug/l	91
88) p-Ethyltoluene	7.309	105	205461	20.2401	ug/l	86
89) 4-Chlorotoluene	7.381	91	125157	20.7204	ug/l	87
90) n-Propylbenzene	7.242	91	227180	18.9243	ug/l	91
91) Bromobenzene	7.212	77	121407	18.5973	ug/l	70
92) 1,3,5-Trimethylbenzene	7.339	105	154699	17.0719	ug/l	85
93) Butyl methacrylate	7.357	41	65754	13.6699	ug/l	77
94) t-Butylbenzene	7.555	119	145043	20.1654	ug/l	76
95) 1,2,4-Trimethylbenzene	7.579	105	168466	20.2459	ug/l	87
96) sec-Butylbenzene	7.687	105	167278	18.8634	ug/l	96
97) 4-Isopropyltoluene	7.771	119	132445	20.1005	ug/l	86
98) n-Butylbenzene	8.030	91	137659	18.0149	ug/l	88
99) p-Diethylbenzene	8.012	119	64063	17.2386	ug/l	80
100) 1,2,4,5-Tetramethylben...	8.510	119	113218	16.9944	ug/l	82
101) 1,2-Dibromo-3-Chloropr...	8.582	157	16054	12.1637	ug/l	44
102) Camphor	9.063	95	36251	112.6416	ug/l	89
103) Hexachlorobutadiene	9.207	225	72097	20.5180	ug/l	93
104) 1,2,4-Trichlorobenzene	9.117	180	115286	16.0599	ug/l	90
105) 1,2,3-Trichlorobenzene	9.454	180	104892	16.9814	ug/l	94
106) Naphthalene	9.298	128	145314	15.0776	ug/l	100

(#) = qualifier out of range (m) = manual integration (+) = signals summed



Form3 RPD DATA

0206

QC Batch: MBS9752

Data File	Sample ID:	Analysis Date
Spike or Dup: 2M67546.D	AC59335-010(MSD:AC59335-0	5/31/2011 2:40:00 PM
Duplicate(If applicable): 2M67545.D	AC59335-009(MS:AC59335-008	5/31/2011 2:24:00 PM
Inst Blank(If applicable):		
Method: 8260	Matrix: Aqueous	QC Type: MSD

Analyte:	Column	Dup/MSD/MBS Conc	Sample/MS/MBS Conc	RPD	Limit
Vinyl Chloride	1	19.8718	17.5962	12	30
1,1-Dichloroethene	1	17.706	15.3117	15	34
1,1-Dichloroethane	1	18.1965	16.1815	12	30
Chloroform	1	19.9538	18.2421	9	37
1,2-Dichloroethane	1	20.6679	19.1344	7.7	34
2-Butanone	1	17.8748	14.9976	18	47
Carbon Tetrachloride	1	23.3845	21.6307	7.8	32
Trichloroethene	1	19.7485	18.6037	6	30
Benzene	1	18.6579	16.0642	15	29
Tetrachloroethene	1	22.8859	19.7196	15	27
Toluene	1	18.9866	17.1651	10	33
Chlorobenzene	1	20.4274	19.0123	7.2	30
1,4-Dichlorobenzene	1	18.9918	18.0826	4.9	30
1,2-Dichlorobenzene	1	19.1747	18.0073	6.3	34
n-Propylbenzene	1	16.9134	15.289	10	32
sec-Butylbenzene	1	17.3783	15.7195	10	33

* - Indicates outside of limits

NA - Both concentrations=0... no result can be calculated

Form3
Recovery Data
QC Batch: MBS9752

0207

Data File	Sample ID:	Analysis Date
Spike or Dup: 2M67545.D	AC59335-009(MS:AC59335-008	5/31/2011 2:24:00 PM
Non Spike(If applicable): 2M67547.D	AC59335-008	5/31/2011 2:56:00 PM
Inst Blank(If applicable):		
Method: 8260	Matrix: Aqueous	QC Type: MS

Analyte:	Col	Spike Conc	Sample Conc	Expected Conc	Recovery	Lower Limit	Upper Limit	ME Low Limit	ME Upper Limit
Vinyl Chloride	1	17.5962	0	20	88	21	137	0	0
1,1-Dichloroethene	1	15.3117	0	20	77	21	133	0	0
1,1-Dichloroethane	1	16.1815	0	20	81	44	134	0	0
Chloroform	1	18.2421	0	20	91	40	148	0	0
1,2-Dichloroethane	1	19.1344	0	20	96	43	144	0	0
2-Butanone	1	14.9976	0	20	75	25	157	0	0
Carbon Tetrachloride	1	21.6307	0	20	108	42	146	0	0
Trichloroethene	1	18.6037	0	20	93	46	127	0	0
Benzene	1	16.0642	0	20	80	49	135	0	0
Tetrachloroethene	1	19.7196	0	20	99	42	138	0	0
Toluene	1	17.1651	0	20	86	53	129	0	0
Chlorobenzene	1	19.0123	0	20	95	51	129	0	0
1,4-Dichlorobenzene	1	18.0826	0	20	90	45	128	0	0
1,2-Dichlorobenzene	1	18.0073	0	20	90	50	126	0	0
n-Propylbenzene	1	15.289	0	20	76	45	135	0	0
sec-Butylbenzene	1	15.7195	0	20	79	43	123	0	0

Data File	Sample ID:	Analysis Date
Spike or Dup: 2M67546.D	AC59335-010(MSD:AC59335-0	5/31/2011 2:40:00 PM
Non Spike(If applicable): 2M67547.D	AC59335-008	5/31/2011 2:56:00 PM
Inst Blank(If applicable):		
Method: 8260	Matrix: Aqueous	QC Type: MSD

Analyte:	Col	Spike Conc	Sample Conc	Expected Conc	Recovery	Lower Limit	Upper Limit	ME Low Limit	ME Upper Limit
Vinyl Chloride	1	19.8718	0	20	99	21	137	0	0
1,1-Dichloroethene	1	17.706	0	20	89	21	133	0	0
1,1-Dichloroethane	1	18.1965	0	20	91	44	134	0	0
Chloroform	1	19.9538	0	20	100	40	148	0	0
1,2-Dichloroethane	1	20.6679	0	20	103	43	144	0	0
2-Butanone	1	17.8748	0	20	89	25	157	0	0
Carbon Tetrachloride	1	23.3845	0	20	117	42	146	0	0
Trichloroethene	1	19.7485	0	20	99	46	127	0	0
Benzene	1	18.6579	0	20	93	49	135	0	0
Tetrachloroethene	1	22.8859	0	20	114	42	138	0	0
Toluene	1	18.9866	0	20	95	53	129	0	0
Chlorobenzene	1	20.4274	0	20	102	51	129	0	0
1,4-Dichlorobenzene	1	18.9918	0	20	95	45	128	0	0
1,2-Dichlorobenzene	1	19.1747	0	20	96	50	126	0	0
n-Propylbenzene	1	16.9134	0	20	85	45	135	0	0
sec-Butylbenzene	1	17.3783	0	20	87	43	123	0	0

* - Indicates outside of limits

- Indicates outside of standard limits but within method exceedance limits

Form3 RPD DATA

0208

QC Batch: MBS9752

Data File	Sample ID:	Analysis Date
Spike or Dup: 2M67546.D	AC59335-010(MSD:AC59335-0	5/31/2011 2:40:00 PM
Duplicate(If applicable): 2M67545.D	AC59335-009(MS:AC59335-008	5/31/2011 2:24:00 PM
Inst Blank(If applicable):		
Method: 8260	Matrix: Aqueous	QC Type: MSD

Analyte:	Column	Dup/MSD/MBS Conc	Sample/MS/MBS Conc	RPD	Limit
Vinyl Chloride	1	19.8718	17.5962	12	30
1,1-Dichloroethene	1	17.706	15.3117	15	34
1,1-Dichloroethane	1	18.1965	16.1815	12	30
Chloroform	1	19.9538	18.2421	9	37
1,2-Dichloroethane	1	20.6679	19.1344	7.7	34
2-Butanone	1	17.8748	14.9976	18	47
Carbon Tetrachloride	1	23.3845	21.6307	7.8	32
Trichloroethene	1	19.7485	18.6037	6	30
Benzene	1	18.6579	16.0642	15	29
Tetrachloroethene	1	22.8859	19.7196	15	27
Toluene	1	18.9866	17.1651	10	33
Chlorobenzene	1	20.4274	19.0123	7.2	30
1,4-Dichlorobenzene	1	18.9918	18.0826	4.9	30
1,2-Dichlorobenzene	1	19.1747	18.0073	6.3	34
n-Propylbenzene	1	16.9134	15.289	10	32
sec-Butylbenzene	1	17.3783	15.7195	10	33

* - Indicates outside of limits

NA - Both concentrations=0... no result can be calculated

SampleID : AC59335-009 (MS:AC59 Operator : WP Qt Meth : 2M A0531.M
 Data File: 2M67545.D Sam Mult : 1 Vial# : 67 Qt On : 05/31/11 15:12
 Acq On : 05/31/11 14:24 Misc : A,5ML13 Qt Upd On: 05/31/11 11:09

Data Path : G:\GcMsData\2011\GCMS_2\Data\05-31-11\
 Qt Path : G:\GcMsData\2011\GCMS_2\MethodQt\
 Qt Resp Via : Initial Calibration

Compound	R.T.	QIon	Response	Conc	Units	Dev (Min)
Internal Standards						
4) Fluorobenzene	4.290	96	188910	30.00	ug/l	-0.02
51) Chlorobenzene-d5	6.090	117	184032	30.00	ug/l	-0.02
69) 1,4-Dichlorobenzene-d4	7.486	152	124435	30.00	ug/l	-0.02
System Monitoring Compounds						
36) Dibromofluoromethane	3.832	111	70486	31.75	ug/l	-0.02
Spiked Amount 30.000			Recovery	=	105.83%	
38) 1,2-Dichloroethane-d4	4.073	67	42204	30.84	ug/l	-0.02
Spiked Amount 30.000			Recovery	=	102.80%	
65) Toluene-d8	5.241	98	199836	28.15	ug/l	-0.01
Spiked Amount 30.000			Recovery	=	93.83%	
75) Bromofluorobenzene	6.782	174	110153	29.82	ug/l	-0.02
Spiked Amount 30.000			Recovery	=	99.40%	
Target Compounds						
						Qvalue
5) Chlorodifluoromethane	1.209	51	114859	22.6691	ug/l	91
6) Dichlorodifluoromethane	1.192	85	61277	14.8137	ug/l	85
7) Chloromethane	1.309	50	61892	16.3589	ug/l	84
8) Bromomethane	1.592	94	35929	22.1421	ug/l	93
9) Vinyl Chloride	1.376	62	52568	17.5962	ug/l	90
10) Chloroethane	1.642	64	32066	22.1110	ug/l	88
11) Trichlorofluoromethane	1.809	101	73578	20.3921	ug/l	96
12) Ethyl ether	1.998	59	45140	18.3446	ug/l	83
13) Furan	2.027	39	133432	20.7485	ug/l	95
14) 1,1,2-Trichloro-1,2,2-...	2.145	101	50499	18.9702	ug/l	90
15) Methylene Chloride	2.490	84	56368	16.8175	ug/l	92
16) Acrolein	2.096	56	41728	84.2819	ug/l	92
17) Acrylonitrile	2.677	53	18324	15.8966	ug/l	66
18) Iodomethane	2.273	142	102088	17.7851	ug/l	93
19) Acetone	2.204	43	79524	83.5763	ug/l	94
20) Carbon Disulfide	2.322	76	165042	17.5249	ug/l	100
21) t-Butyl Alcohol	2.568	59	22432	70.6992	ug/l	99
22) n-Hexane	2.873	57	55144	18.1979	ug/l	75
23) Di-isopropyl-ether	3.031	45	181025	16.0050	ug/l	97
24) 1,1-Dichloroethene	2.155	61	84553	15.3117	ug/l	97
25) Methyl Acetate	2.421	43	54860	19.6616	ug/l	100
26) Methyl-t-butyl ether	2.686	73	142408	15.5322	ug/l	67
27) 1,1-Dichloroethane	3.001	63	101894	16.1815	ug/l	92
28) trans-1,2-Dichloroethene	2.686	96	54622	18.8121	ug/l	88
29) cis-1,2-Dichloroethene	3.453	61	97331	17.1896	ug/l	94
30) Bromochloromethane	3.652	49	43810	16.1675	ug/l	87
31) 2,2-Dichloropropane	3.447	77	90199	22.3596	ug/l	98
32) Ethyl acetate	3.465	43	19093	6.3732	ug/l	65
33) 1,4-Dioxane	4.735	88	25220	859.7977	ug/l	94
34) 1,1-Dichloropropene	3.971	75	76710	18.0733	ug/l	96
35) Chloroform	3.706	83	108034	18.2421	ug/l	94
37) Cyclohexane	3.892	56	72913	17.0769	ug/l	95
39) 1,2-Dichloroethane	4.121	62	100616	19.1344	ug/l	97
40) 2-Butanone	3.465	43	19093	14.9976	ug/l	75
41) 1,1,1-Trichloroethane	3.844	97	95787	19.5207	ug/l	94
42) Carbon Tetrachloride	3.965	117	88574	21.6307	ug/l	89
43) Vinyl Acetate	3.031	43	139393	11.4435	ug/l	100
44) Bromodichloromethane	4.813	83	86655	16.6145	ug/l	94
45) Methylcyclohexane	4.633	83	67725	18.4942	ug/l	97
46) Dibromomethane	4.729	174	53388	19.4528	ug/l	92
47) 1,2-Dichloropropane	4.657	63	50777	16.3901	ug/l	92
48) Trichloroethene	4.519	130	59504	18.6037	ug/l	97
49) Benzene	4.115	78	177347	16.0642	ug/l	100
50) tert-Amyl methyl ether	4.175	73	137394	16.5909	ug/l	71
52) Iso-propylacetate	4.145	43	82987m	12.9594	ug/l	
53) Methyl methacrylate	4.711	41	42128	13.0343	ug/l	90
54) Dibromochloromethane	5.753	129	69024	16.4482	ug/l	99
56) cis-1,3-Dichloropropene	5.078	75	83960	15.2082	ug/l	88
57) trans-1,3-Dichloropropene	5.403	75	68018	15.7765	ug/l	95
58) Ethyl methacrylate	5.440	41	49837	14.0285	ug/l	76
59) 1,1,2-Trichloroethane	5.512	97	46700	17.1507	ug/l	90
60) 1,2-Dibromoethane	5.825	107	54361	15.8490	ug/l	90
61) 1,3-Dichloropropane	5.614	76	60164	17.1379	ug/l	91
62) 4-Methyl-2-Pentanone	5.163	43	48343	14.5263	ug/l	93
63) 2-Hexanone	5.644	43	33376	14.3095	ug/l	95
64) Tetrachloroethene	5.602	164	52746	19.7196	ug/l	99
66) Toluene	5.277	92	117879	17.1651	ug/l	98
67) 1,1,1,2-Tetrachloroethane	6.150	133	55517	20.3724	ug/l	74
68) Chlorobenzene	6.108	112	135007	19.0123	ug/l	99

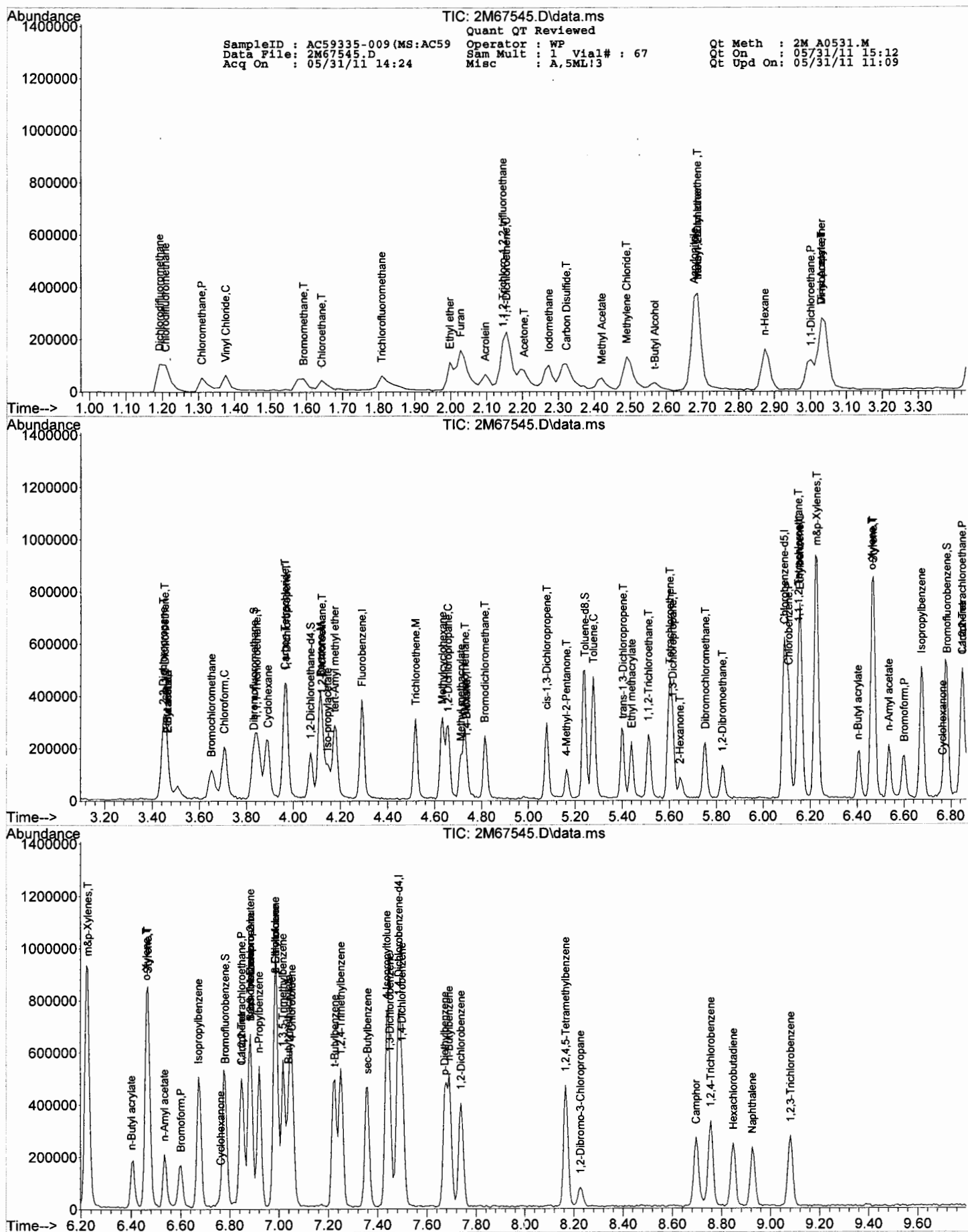
Quantitation Report (QT Reviewed)

SampleID : AC59335-009 (MS:AC59 Operator : WP Qt Meth : 2M_A0531.M
 Data File: 2M67545.D Sam Mult : 1 Vial# : 67 Qt On : 05/31/11 15:12
 Acq On : 05/31/11 14:24 Misc : A,5ML13 Qt Upd On: 05/31/11 11:09

Data Path : G:\GcMsData\2011\GCMS_2\Data\05-31-11\
 Qt Path : G:\GcMsData\2011\GCMS_2\MethodQt\
 Qt Resp Via : Initial Calibration

Compound	R.T.	QIon	Response	Conc	Units	Dev(Min)
70) n-Butyl acrylate	6.403	55	85315	12.1406	ug/l	92
71) n-Amyl acetate	6.535	43	83822	12.0029	ug/l	90
72) Bromoform	6.601	173	52488	14.6553	ug/l	95
73) Ethylbenzene	6.156	106	57451	17.7631	ug/l	82
74) 1,1,2,2-Tetrachloroethane	6.848	83	63218	16.1245	ug/l	86
76) Styrene	6.469	104	138747	15.5449	ug/l	93
77) m&p-Xylenes	6.228	106	167223	31.5782	ug/l	92
78) o-Xylene	6.463	106	85315	15.9695	ug/l	96
79) trans-1,4-Dichloro-2-b...	6.884	53	24858	18.2982	ug/l	39
80) 1,3-Dichlorobenzene	7.450	146	114896	18.8072	ug/l	92
81) 1,4-Dichlorobenzene	7.498	146	117939	18.0826	ug/l	97
82) 1,2-Dichlorobenzene	7.739	146	114032	18.0073	ug/l	92
83) Isopropylbenzene	6.674	105	209986	15.0234	ug/l	92
84) Cyclohexanone	6.764	55	7402	54.9073	ug/l	93
85) Camphene	6.848	93	68230	15.1847	ug/l	93
86) 1,2,3-Trichloropropane	6.884	75	89185	17.6375	ug/l	88
87) 2-Chlorotoluene	6.987	91	154498	16.1347	ug/l	91
88) p-Ethyltoluene	6.987	105	251089	17.8219	ug/l	77
89) 4-Chlorotoluene	7.053	91	155392	19.6218	ug/l	95
90) n-Propylbenzene	6.920	91	275019	15.2890	ug/l	97
91) Bromobenzene	6.884	77	123083	17.2984	ug/l	85
92) 1,3,5-Trimethylbenzene	7.017	105	191913	19.1552	ug/l	86
93) Butyl methacrylate	7.041	41	87342	13.9105	ug/l	63
94) t-Butylbenzene	7.227	119	187138	16.8005	ug/l	92
95) 1,2,4-Trimethylbenzene	7.251	105	213305	19.5762	ug/l	92
96) sec-Butylbenzene	7.360	105	218537	15.7195	ug/l	97
97) 4-Isopropyltoluene	7.438	119	194279	17.6019	ug/l	94
98) n-Butylbenzene	7.691	91	213874	17.7593	ug/l	96
99) p-Diethylbenzene	7.673	119	102588	17.4927	ug/l	91
100) 1,2,4,5-Tetramethylben...	8.166	119	178208	16.9191	ug/l	91
101) 1,2-Dibromo-3-Chloropr...	8.227	157	13586	13.7570	ug/l	87
102) Camphor	8.696	95	46358	120.4933	ug/l	95
103) Hexachlorobutadiene	8.847	225	40534	15.4169	ug/l	95
104) 1,2,4-Trichlorobenzene	8.756	180	79904	18.2036	ug/l	97
105) 1,2,3-Trichlorobenzene	9.081	180	63095	15.9628	ug/l	95
106) Naphthalene	8.925	128	132186	13.7960	ug/l	100

(#) = qualifier out of range (m) = manual integration (+) = signals summed



SampleID : AC59335-010 (MSD:AC5 Operator : WP Qt Meth : 2M_A0531.M
 Data File: 2M67546.D Sam Mult : 1 Vial# : 68 Qt On : 05/31/11 15:12
 Acq On : 05/31/11 14:40 Misc : A,5ML13 Qt Upd On: 05/31/11 11:09

Data Path : G:\GcMsData\2011\GCMS_2\Data\05-31-11\
 Qt Path : G:\GcMsData\2011\GCMS_2\MethodQt\
 Qt Resp Via : Initial Calibration

Compound	R.T.	QIon	Response	Conc	Units	Dev(Min)
Internal Standards						
4) Fluorobenzene	4.291	96	184843	30.00	ug/l	-0.02
51) Chlorobenzene-d5	6.091	117	178043	30.00	ug/l	-0.02
69) 1,4-Dichlorobenzene-d4	7.487	152	122631	30.00	ug/l	-0.02
System Monitoring Compounds						
36) Dibromofluoromethane	3.833	111	70878	32.63	ug/l	-0.02
Spiked Amount 30.000			Recovery	=	108.77%	
38) 1,2-Dichloroethane-d4	4.074	67	40777	30.45	ug/l	-0.02
Spiked Amount 30.000			Recovery	=	101.50%	
65) Toluene-d8	5.236	98	206535	30.07	ug/l	-0.02
Spiked Amount 30.000			Recovery	=	100.23%	
75) Bromofluorobenzene	6.777	174	103431	28.41	ug/l	-0.02
Spiked Amount 30.000			Recovery	=	94.70%	
Target Compounds						
						Qvalue
5) Chlorodifluoromethane	1.197	51	129299	26.0805	ug/l	86
6) Dichlorodifluoromethane	1.197	85	63712	15.7412	ug/l	88
7) Chloromethane	1.314	50	62270	16.8209	ug/l	89
8) Bromomethane	1.581	94	40330	25.4012	ug/l	87
9) Vinyl Chloride	1.364	62	58088	19.8718	ug/l	98
10) Chloroethane	1.647	64	29286	20.6384	ug/l	70
11) Trichlorofluoromethane	1.814	101	80159	22.7048	ug/l	85
12) Ethyl ether	1.996	59	53288	22.1324	ug/l	83
13) Furan	2.026	39	147866	23.4989	ug/l	97
14) 1,1,2-Trichloro-1,2,2-...	2.144	101	56069	21.5260	ug/l	92
15) Methylene Chloride	2.488	84	58235	17.7568	ug/l	93
16) Acrolein	2.095	56	44777	92.4302	ug/l	84
17) Acrylonitrile	2.675	53	22679	20.1076	ug/l	97
18) Iodomethane	2.272	142	111810	19.9074	ug/l	98
19) Acetone	2.203	43	83136	89.2948	ug/l	89
20) Carbon Disulfide	2.321	76	184600	20.0330	ug/l	100
21) t-Butyl Alcohol	2.567	59	23839	76.7868	ug/l	74
22) n-Hexane	2.872	57	62237	20.9905	ug/l	73
23) Di-isopropyl-ether	3.039	45	198032	17.8939	ug/l	98
24) 1,1-Dichloroethene	2.164	61	95670	17.7060	ug/l	94
25) Methyl Acetate	2.419	43	63029	23.0863	ug/l	100
26) Methyl-t-butyl ether	2.685	73	157167	17.5191	ug/l	66
27) 1,1-Dichloroethane	3.000	63	112115	18.1965	ug/l	98
28) trans-1,2-Dichloroethene	2.685	96	59439	20.9215	ug/l	93
29) cis-1,2-Dichloroethene	3.448	61	96148	17.3542	ug/l	84
30) Bromochloromethane	3.653	49	49828	18.7929	ug/l	89
31) 2,2-Dichloropropane	3.448	77	85597	21.6857	ug/l	90
32) Ethyl acetate	3.466	43	22266	7.5958	ug/l	69
33) 1,4-Dioxane	4.736	88	27564	960.3850	ug/l	92
34) 1,1-Dichloropropene	3.966	75	83354	20.0708	ug/l	88
35) Chloroform	3.707	83	115627	19.9538	ug/l	89
37) Cyclohexane	3.881	56	79407	19.0071	ug/l	97
39) 1,2-Dichloroethane	4.122	62	106340	20.6679	ug/l	96
40) 2-Butanone	3.466	43	22266	17.8748	ug/l	97
41) 1,1,1-Trichloroethane	3.851	97	102485	21.3452	ug/l	86
42) Carbon Tetrachloride	3.966	117	93694	23.3845	ug/l	89
43) Vinyl Acetate	3.030	43	147842	12.4041	ug/l	100
44) Bromodichloromethane	4.814	83	95659	18.7444	ug/l	98
45) Methylcyclohexane	4.634	83	70044	19.5483	ug/l	95
46) Dibromomethane	4.730	174	52588	19.5829	ug/l	90
47) 1,2-Dichloropropane	4.658	63	57015	18.8085	ug/l	96
48) Trichloroethene	4.519	130	61806	19.7485	ug/l	92
49) Benzene	4.110	78	201547	18.6579	ug/l	100
50) tert-Amyl methyl ether	4.176	73	149360	18.4327	ug/l	71
52) Iso-propylacetate	4.146	43	93959m	15.1663	ug/l	
53) Methyl methacrylate	4.712	41	49024	15.6781	ug/l	96
54) Dibromochloromethane	5.753	129	73856	18.1916	ug/l	90
56) cis-1,3-Dichloropropene	5.079	75	91485	17.1287	ug/l	85
57) trans-1,3-Dichloropropene	5.398	75	91971	17.0396	ug/l	98
58) Ethyl methacrylate	5.440	41	53929	15.6910	ug/l	78
59) 1,1,2-Trichloroethane	5.513	97	48371	18.3619	ug/l	89
60) 1,2-Dibromoethane	5.826	107	61315	18.4778	ug/l	97
61) 1,3-Dichloropropane	5.615	76	93120	20.5773	ug/l	91
62) 4-Methyl-2-Pentanone	5.164	43	48063	14.9280	ug/l	83
63) 2-Hexanone	5.645	43	35804	15.8668	ug/l	91
64) Tetrachloroethene	5.597	164	59223	22.8859	ug/l	87
66) Toluene	5.278	92	126145	18.9866	ug/l	100
67) 1,1,1,2-Tetrachloroethane	6.151	133	64412	24.4316	ug/l	86
68) Chlorobenzene	6.109	112	140335	20.4274	ug/l	99

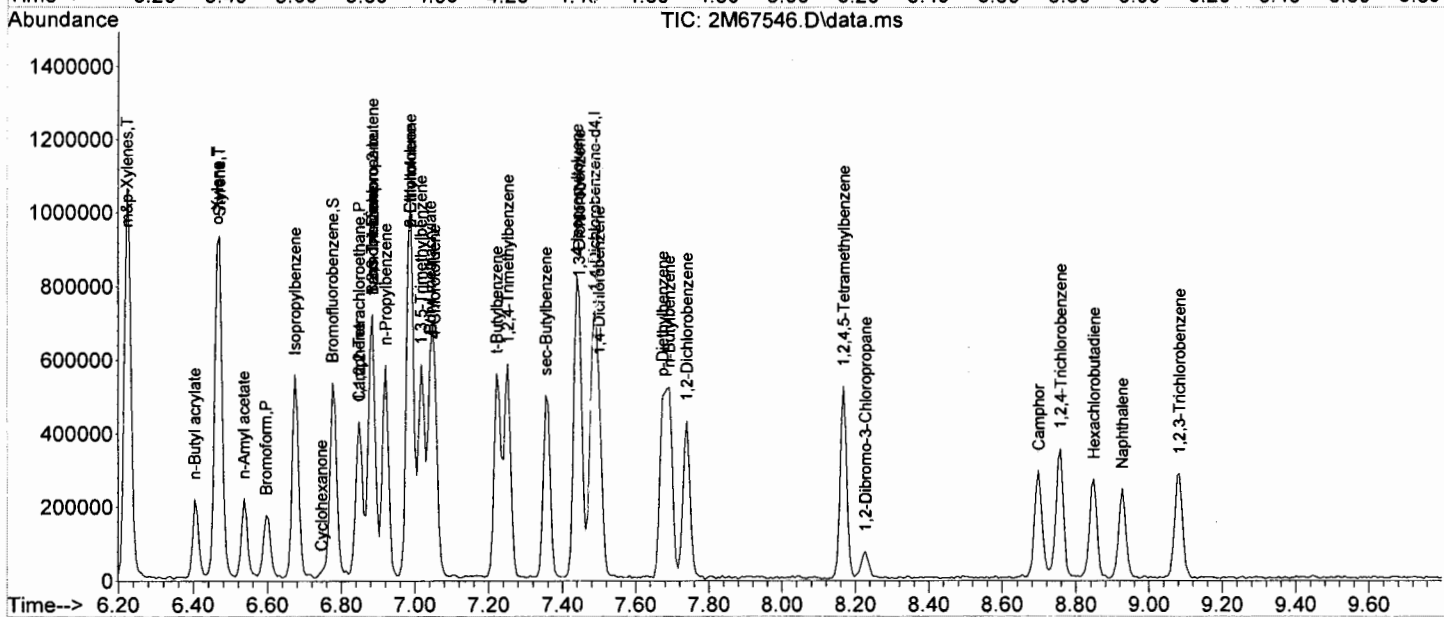
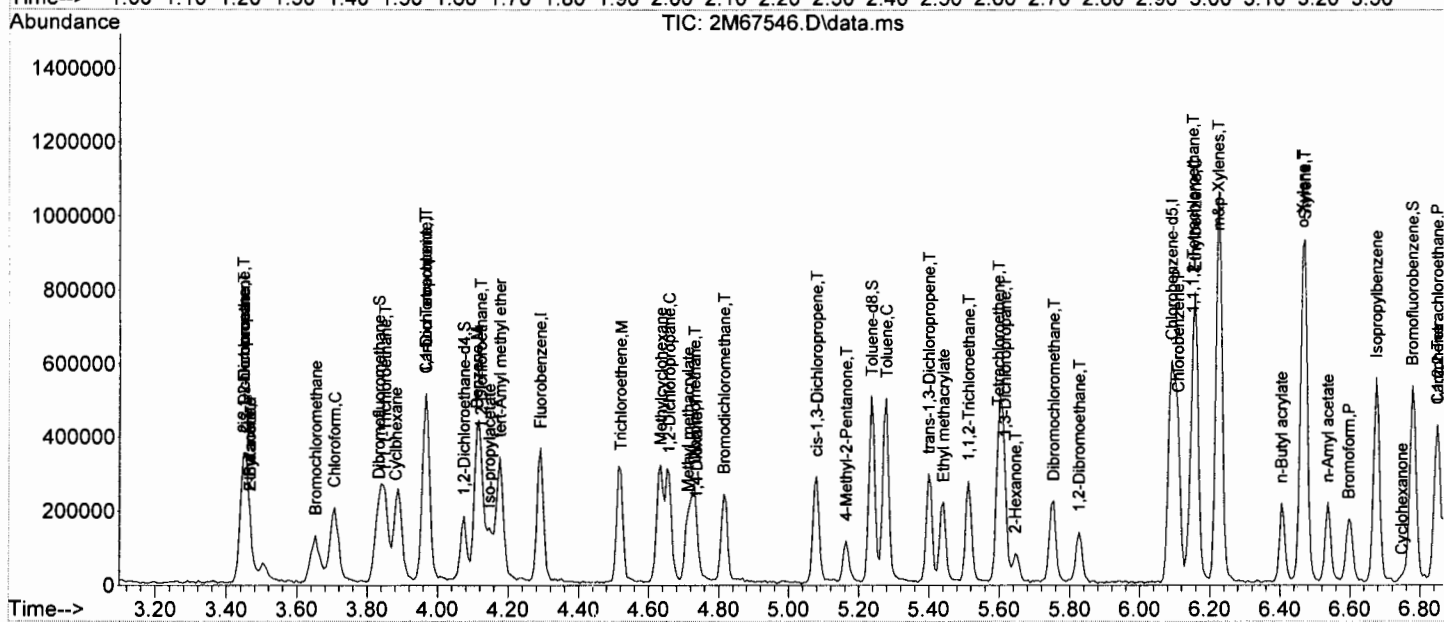
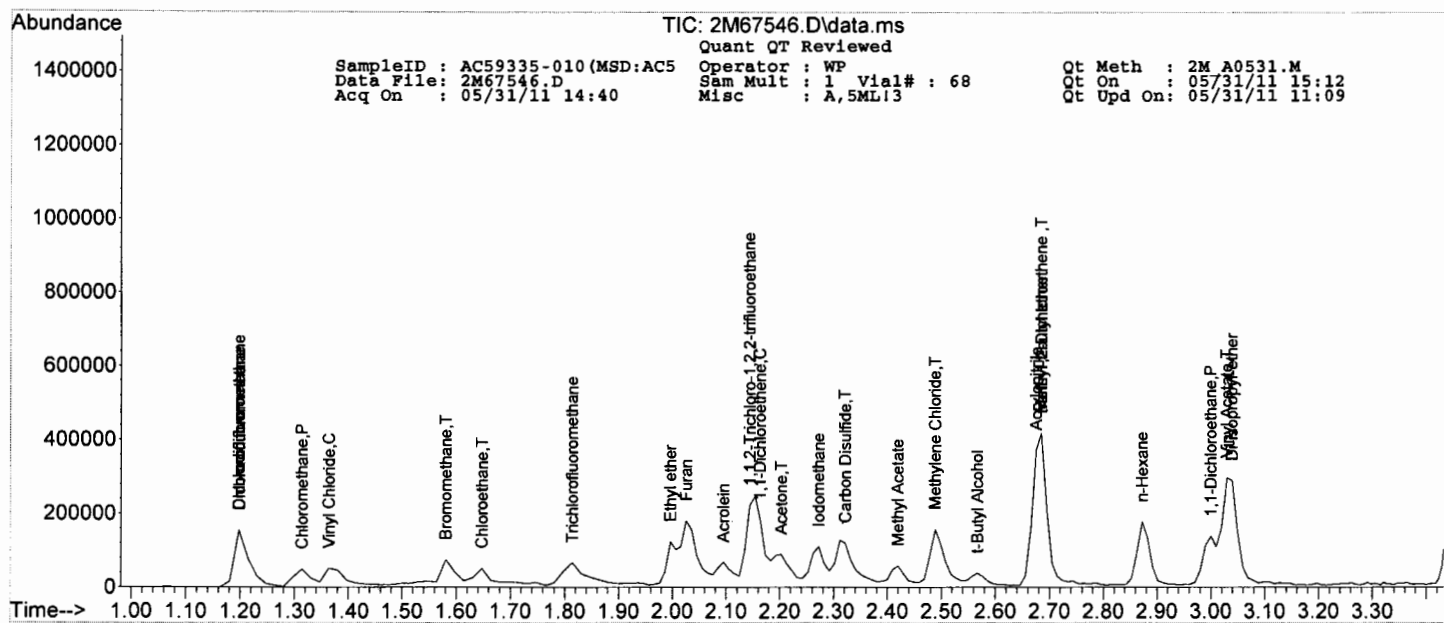
Quantitation Report (QT Reviewed)

SampleID : AC59335-010 (MSD:AC5 Operator : WP Qt Meth : 2M_A0531.M
 Data File: 2M67546.D Sam Mult : 1 Vial# : 68 Qt On : 05/31/11 15:12
 Acq On : 05/31/11 14:40 Misc : A,5ML!3 Qt Upd On: 05/31/11 11:09

Data Path : G:\GcMsData\2011\GCMS_2\Data\05-31-11\
 Qt Path : G:\GcMsData\2011\GCMS_2\MethodQt\
 Qt Resp Via : Initial Calibration

Compound	R.T.	QIon	Response	Conc	Units	Dev(Min)
70) n-Butyl acrylate	6.404	55	92857	13.4082	ug/l	94
71) n-Amyl acetate	6.536	43	88532	12.8639	ug/l	88
72) Bromoform	6.596	173	56609	16.0384	ug/l	88
73) Ethylbenzene	6.157	106	60704	19.0450	ug/l	93
74) 1,1,2,2-Tetrachloroethane	6.849	83	69045	17.8698	ug/l	99
76) Styrene	6.470	104	157897	17.9506	ug/l	99
77) m&p-Xylenes	6.223	106	174054	33.3517	ug/l	99
78) o-Xylene	6.464	106	91869	17.4493	ug/l	91
79) trans-1,4-Dichloro-2-b...	6.885	53	28738	21.4656	ug/l	56
80) 1,3-Dichlorobenzene	7.445	146	124608	20.6970	ug/l	94
81) 1,4-Dichlorobenzene	7.499	146	122073	18.9918	ug/l	95
82) 1,2-Dichlorobenzene	7.740	146	119664	19.1747	ug/l	93
83) Isopropylbenzene	6.675	105	233788	16.9724	ug/l	97
84) Cyclohexanone	6.747	55	8072	60.7581	ug/l	98
85) Camphene	6.849	93	48891	11.0408	ug/l	92
86) 1,2,3-Trichloropropane	6.885	75	89205	17.9010	ug/l	91
87) 2-Chlorotoluene	6.988	91	169664	17.9792	ug/l	93
88) p-Ethyltoluene	6.988	105	254605	18.3373	ug/l	82
89) 4-Chlorotoluene	7.054	91	149120	19.1069	ug/l	92
90) n-Propylbenzene	6.921	91	299828	16.9134	ug/l	96
91) Bromobenzene	6.885	77	137639	19.6287	ug/l	91
92) 1,3,5-Trimethylbenzene	7.018	105	222469	22.5317	ug/l	97
93) Butyl methacrylate	7.042	41	96182	15.5437	ug/l	65
94) t-Butylbenzene	7.222	119	199294	18.1550	ug/l	91
95) 1,2,4-Trimethylbenzene	7.252	105	224658	20.9214	ug/l	91
96) sec-Butylbenzene	7.355	105	238096	17.3783	ug/l	99
97) 4-Isopropyltoluene	7.439	119	208028	19.1248	ug/l	96
98) n-Butylbenzene	7.692	91	224779	18.9394	ug/l	95
99) p-Diethylbenzene	7.674	119	108001	18.6866	ug/l	94
100) 1,2,4,5-Tetramethylben...	8.167	119	196085	18.8902	ug/l	93
101) 1,2-Dibromo-3-Chloropr...	8.228	157	13477	13.8474	ug/l	81
102) Camphor	8.697	95	48098	126.8549	ug/l	98
103) Hexachlorobutadiene	8.848	225	50519	19.4972	ug/l	95
104) 1,2,4-Trichlorobenzene	8.757	180	87511	20.2299	ug/l	98
105) 1,2,3-Trichlorobenzene	9.082	180	72283	18.5564	ug/l	95
106) Naphthalene	8.926	128	139119	14.7331	ug/l	100

(#) = qualifier out of range (m) = manual integration (+) = signals summed



SampleID : AC59335-008
 Data File: 2M67547.D
 Acq On : 05/31/11 14:56

Operator : WP
 Sam Mult : 1 Vial# : 66
 Misc : A,5ML!2


Qt Meth : 2M_A0531.M
 Qt On : 05/31/11 15:12
 Qt Upd On: 05/31/11 11:09

Data Path : G:\GcMsData\2011\GCMS_2\Data\05-31-11\
 Qt Path : G:\GcMsData\2011\GCMS_2\MethodQt\
 Qt Resp Via : Initial Calibration

Compound	R.T.	QIon	Response	Conc	Units	Dev(Min)
Internal Standards						
4) Fluorobenzene	4.290	96	175952	30.00	ug/l	-0.02
51) Chlorobenzene-d5	6.090	117	178552	30.00	ug/l	-0.02
69) 1,4-Dichlorobenzene-d4	7.486	152	114157	30.00	ug/l	-0.02
System Monitoring Compounds						
36) Dibromofluoromethane	3.832	111	68770	33.26	ug/l	-0.02
Spiked Amount 30.000			Recovery	=	110.87%	
38) 1,2-Dichloroethane-d4	4.073	67	39033	30.62	ug/l	-0.02
Spiked Amount 30.000			Recovery	=	102.07%	
65) Toluene-d8	5.241	98	200489	29.11	ug/l	-0.01
Spiked Amount 30.000			Recovery	=	97.03%	
75) Bromofluorobenzene	6.782	174	102256	30.17	ug/l	-0.02
Spiked Amount 30.000			Recovery	=	100.57%	
Target Compounds						Qvalue

(#) = qualifier out of range (m) = manual integration (+) = signals summed

h



GC/MS Volatile Data
Logbook Data



RUN LOG

Instrument: GCMS_3 Year: 20218
Analyst: WP

1-1-3M93050

Data File	Sample Number	Flags	Comments	Reviewed By	Test Group	Matrix	Surr Dil	Sam Dil	Method(s)	Analysis Date
3M93050.D	BFB TUNE		V-111011,V-109108,V-116389	DB						05/26 07:32
3M93052.D	BLKJUG1	IsCnAnc	-	DB		Aqueous 1	1	624	8260	05/26 07:59
3M93053.D	CAL @ 1 PPB		B-10337	DB		Aqueous 1	1	624	8260	05/26 08:18
3M93054.D	CAL @ 0.5 PPB		B-10337	DB		Aqueous 1	1	624	8260	05/26 08:38
3M93055.D	CAL @ 5 PPB		B-10337	DB		Aqueous 1	1	624	8260	05/26 08:57
3M93056.D	CAL @ 500 PPB	Oc	B-10337	DB		Aqueous 1	1	624	8260	05/26 09:13
3M93057.D	CAL @ 250 PPB	Oc	B-10337	DB		Aqueous 1	1	624	8260	05/26 09:30
3M93058.D	CAL @ 100 PPB	Oc	B-10337	DB		Aqueous 1	1	624	8260	05/26 09:46
3M93059.D	CAL @ 50 PPB		B-10337	DB		Aqueous 1	1	624	8260	05/26 10:02
3M93060.D	CAL @ 20 PPB		B-10337	DB		Aqueous 1	1	624	8260	05/26 10:19
3M93061.D	CAL @ 10 PPB		B-10337	DB		Aqueous 1	1	624	8260	05/26 10:35
3M93062.D	20 PPB		-	DB		Aqueous 1	1	624	8260	05/26 10:52
3M93063.D	BLK		-	DB		Aqueous 1	1	624	8260	05/26 11:08
3M93064.D	ICV	Ivo	V-116939	DB		Aqueous 1	1	624	8260	05/26 11:25
3M93065.D	DAILY BLANK		OK	DB		Aqueous 1	1	624	8260	05/26 11:42
3M93066.D	DAILY BLANK		OK	DB		Methano 1	1		8260	05/26 11:58
3M93067.D	MBS9690		OK MBS9690	DB		Aqueous 1	1	624	8260	05/26 12:14
3M93068.D	AC59194-006		OK	DB	VO10-624	Aqueous 1	1	624		05/26 12:31
3M93069.D	AC59201-010		OK	DB	VO10-624	Aqueous 1	1	624		05/26 12:47
3M93070.D	AC59201-011		OK	DB	VO10-624	Aqueous 1	1	624		05/26 13:04
3M93071.D	AC59205-013		OK	DB	VO10-8260	Aqueous 1	1		8260	05/26 13:20
3M93072.D	AC59201-006		OK MBS9701	DB	VO10-624	Aqueous 1	1	624		05/26 13:37
3M93073.D	AC59201-008		OK	DB	VO10-624	Aqueous 1	1	624		05/26 13:53
3M93074.D	AC59194-003		OK MBS9690	DB	VO10-624	Aqueous 1	1	624		05/26 14:10
3M93075.D	AC59201-009		OK	DB	VO10-624	Aqueous 1	1	624		05/26 14:26
3M93076.D	AC59201-001		OK	DB	VO10-624	Aqueous 1	1	624		05/26 14:42
3M93077.D	AC59201-003		OK	DB	VO10-624	Aqueous 1	1	624		05/26 14:59
3M93078.D	BLK		OK	DB		Aqueous 1	1	624	8260	05/26 15:15
3M93079.D	AC59194-001		OK	DB	VO10-624	Aqueous 1	1	624		05/26 15:32
3M93080.D	MBS9694		OK MBS9694	DB		Aqueous 1	1	624	8260	05/26 15:49
3M93081.D	AC59149-013		OK	DB	VO-8260	Aqueous 1	1		8260	05/26 16:05
3M93082.D	AC59261-015		OK	DB	VO-8260	Aqueous 1	1		8260	05/26 16:22
3M93083.D	AC59145-007		OK	DB	VO10-8260	Aqueous 1	1		8260	05/26 16:38
3M93084.D	AC59244-005		OK	DB	VOSTAR2-82	Aqueous 1	1		8260	05/26 16:55
3M93085.D	AC59244-002		OK	DB	VOSTAR2-82	Aqueous 1	1		8260	05/26 17:11
3M93086.D	AC59244-001(5X)		OK	DB	VOSTAR2-82	Aqueous 1	5		8260	05/26 17:30
3M93087.D	AC59244-003(5X)		OK	DB	VOSTAR2-82	Aqueous 1	5		8260	05/26 17:52
3M93088.D	AC59244-004(5X)		OK	DB	VOSTAR2-82	Aqueous 1	5		8260	05/26 18:14
3M93089.D	AC59261-007(500X)		RR-1X	DB	VO-8260	Aqueous 1	500		8260	05/26 18:33
3M93090.D	AC59261-009(500X)		RR-1X	DB	VO-8260	Aqueous 1	500		8260	05/26 18:50
3M93091.D	AC59194-003(MS)		OK MBS9690	DB	VO10-624	Aqueous 1	1	624	8260	05/26 19:07
3M93092.D	AC59194-003(MSD)		OK MBS9690	DB	VO10-624	Aqueous 1	1	624	8260	05/26 19:25
3M93093.D	AC59158-001(100X)		OK	DB	VO10-624	Aqueous 1	100	624		05/26 19:42
3M93094.D	AC59158-002(100X)		OK	DB	VO10-624	Aqueous 1	100	624		05/26 19:58
3M93095.D	AC59158-003(100X)		OK	DB	VO10-624	Aqueous 1	100	624		05/26 20:14
3M93096.D	AC59158-004(200X)		OK	DB	VO10-624	Aqueous 1	200	624		05/26 20:31
3M93097.D	AC59158-005(200X)		OK	DB	VO10-624	Aqueous 1	200	624		05/26 20:47
3M93098.D	BLK	Ti8	-	DB		Aqueous 1	1	624	8260	05/26 21:04
3M93099.D	BLK	Ti8	-	DB		Aqueous 1	1	624	8260	05/26 21:20
3M93100.D	BLK	Ti8	OK	DB		Aqueous 1	1	624	8260	05/26 21:36
3M93101.D	MBS9701	Ti8	OK MBS9701	DB		Aqueous 1	1	624	8260	05/26 21:52
3M93102.D	MBS9702	Ti8	- MBS9702	DB		Aqueous 1	1	624	8260	05/26 22:09
3M93103.D	AC59224-002		OK	DB	VO10-624	Aqueous 1	1	624		05/26 22:26
3M93104.D	AC59224-003		OK	DB	VO10-624	Aqueous 1	1	624		05/26 22:43
3M93105.D	AC59242-015		OK	DB	VO10-624	Aqueous 1	1	624		05/26 22:59
3M93106.D	AC59242-016		OK	DB	VO10-624	Aqueous 1	1	624		05/26 23:17
3M93107.D	AC59242-001	Oc	RR-20X	DB	VO10-624	Aqueous 1	1	624		05/26 23:35
3M93108.D	AC59242-002		RR-1X - possible CO	DB	VO10-624	Aqueous 1	1	624		05/26 23:51
3M93109.D	AC59242-003	Oc	RR-50X	DB	VO10-624	Aqueous 1	1	624		05/27 00:08
3M93110.D	AC59242-004		RR-1X - CO	DB	VO10-624	Aqueous 1	1	624		05/27 00:24
3M93111.D	AC59242-005		RR-1X - possible CO	DB	VO10-624	Aqueous 1	1	624		05/27 00:40
3M93112.D	AC59242-006	Oc	RR-100X	DB	VO10-624	Aqueous 1	1	624		05/27 00:59

Ann	Area Not Checked	En	Extraction Performed Past Hold	Cn	Warnin Possible Carry Over
An	Area Out	Estm	Solvent Extraction Date Missio/Nnt check'd	CRN	Warnin c30/c20... not checked
B6m	Blank 600 series missio	Etn	Trin/Solvent Extraction Date Missio/Nnt check'd	Cm	C30/C20 failed for ash
B8m	Blank 8000 series missio	Etn	Trin Extraction Performed Outside of Hold	EvF	Eval Mix Failed
Bnf	Blank Nnt Found/Assigned	Ev	Eval Time Exceeded	Evnc	Eval Mix Nnt Checked
C18	Calibration Column 1 Out (600 Series)	Hb	Analysis Before Collection Date	Evrc	Eval Mix missio rdt or endrin
C18	Calibration Column 1 Out (8000 Series)	Hb	Sample Analyzed outside of hold time	R16 R26	Rnd Out on MeMsd (rnd1 and or col2) 800 series
C26	Calibration Column 2 Out (600 Series)	I16 I26	Initial cal 600 series failed Column 1 and nr 2	R18 R28	Rnd Out on MeMsd (rnd1 and or col2) 8000 series
C26	Calibration Column 2 Out (8000 Series)	I18 I28	Initial cal 8000 series failed Column 1 and nr 2	Rn	Retention Time Out Or %Diff Out
C6f	600 series sample/blank did not have cassin cal	Is	Initial Cal Not Checked	Rln	Can't Calculate Drift
C8f	8000 series sample/blank did not have cassin cal	Iv	Pmb with calml csv for init calibration chek rfs	S6	600 series surmnate nnt
Cme	Endino Cal missio for sample (8000 series)	Iw	Initial cal warnin... Ini cal file <> method...	S8	8000 series surmnate nnt
Cn	Calibration Nnt Checked for sample/blank/eval	Ix	Initial Cal Files Nnt Undated Properly for a sampl	Sa6 Sb6	Acid and nr BN Surmnate Out (600 series)
D1o D2o	Drift Out Column 1 or Column 2 Cals nr Init Cals	M16 M26	Snake Out Col 1 and nr Col 2 600 series	Sa8 Sb8	Acid and nr BN Surmnate Out (8000 series)
Dnc	Drift Nnt Checked	M16a M18h	Snake Out Col 1 600 series Acid and or BN	Sd	Surmnate Diluted Out
Dnt	Drift Out	M18 M28	Snake Out Col 1 and or Col 2 8000 series	Snc	Surmnate Nnt Checked
Etn	An Extraction Before Collection Date	M18a M18h	Snake Out Col 1 8000 series Acid and or BN	T5	Outside of 500 series Tune time
Emn	Problem Checking Pres/undates modchecknrounds	Mnc	Snake Nnt Checked for this ms/msd	T6	Outside of 600 series Tune time/Cal Time
En	Eval Time Not Checked	Oc	Warnin Compound(s) Over Calibration	Ti8	Outside of 8000 series Tune time/Cal Time



1-1-3M93113

Data File	Sample Number	Flags	Comments	Reviewed		Test Group	Matrix	Surr Dil	Sam Dil	Method(s)	Analysis Date
				By							
3M93113.D	AC59242-007	Oc	RR-5X	DB		VO10-624	Aqueous	1	1	624	05/27 01:16
3M93114.D	AC59242-008	Oc	RR-5X	DB		VO10-624	Aqueous	1	1	624	05/27 01:32
3M93115.D	AC59242-009	Oc	RR-20X	DB		VO10-624	Aqueous	1	1	624	05/27 01:49
3M93116.D	AC59242-010	Oc	RR-100X	DB		VO10-624	Aqueous	1	1	624	05/27 02:05
3M93117.D	AC59242-011		RR-1X - CO	DB		VO10-624	Aqueous	1	1	624	05/27 02:21
3M93118.D	AC59242-012	Oc	RR-50X	DB		VO10-624	Aqueous	1	1	624	05/27 02:38
3M93119.D	AC59242-013		RR-1X - CO	DB		VO10-624	Aqueous	1	1	624	05/27 02:54
3M93120.D	AC59242-014	Oc	RR-5X	DB		VO10-624	Aqueous	1	1	624	05/27 03:10
3M93121.D	AC59224-001		RR-1X - CO	DB		VO10-624	Aqueous	1	1	624	05/27 03:27
3M93122.D	AC59229-001		RR-1X - CO	DB		VO10-624	Aqueous	1	1	624	05/27 03:43
3M93123.D	AC59201-006(MS)	Ti8	OK MBS9701	DB		VO10-624	Aqueous	1	1	624 8260	05/27 04:00
3M93124.D	AC59201-006(MSD)	Ti8	OK MBS9701	DB		VO10-624	Aqueous	1	1	624 8260	05/27 04:16
3M93125.D	BLK	Ti8					Aqueous	1	1	624 8260	05/27 04:33
3M93126.D	BLK	Ti8					Aqueous	1	1	624 8260	05/27 04:49
3M93127.D	BLK	Ti8					Aqueous	1	1	624 8260	05/27 05:05
3M93128.D	BLK	Ti8					Aqueous	1	1	624 8260	05/27 05:22
3M93129.D	BLK	Ti8					Aqueous	1	1	624 8260	05/27 05:38
3M93130.D	BLK	Ti8					Aqueous	1	1	624 8260	05/27 05:53
3M93131.D	BLK	Ti8					Aqueous	1	1	624 8260	05/27 06:09

Anc	Area Not Checked	En	Extraction Performed Past Hold	Cn	Warning Possible Carry Over
Am	Area Out	Em	Solvent Extraction Date Missing/Not check'd	CRN	Warning c30/c20 ... not checked
B6m	Blank 8000 series missing	Elm	TcIn/Solvent Extraction Date Missing/Not check'd	Cm	C30/C20 failed for nob
B8m	Blank 8000 series missing	Elm	TcIn Extraction Performed Outside of Hold	EvF	Eval Mix Failed
Bnf	Blank Not Found/Assigned	Ev	Eval Time Exceeded	Evnc	Eval Mix Not Checked
C16	Calibration Column 1 Out (8000 Series)	Hb	Analysis Before Collection Date	Evrc	Eval Mix missing rdt nr endin
C18	Calibration Column 1 Out (8000 Series)	Ho	Sample Analyzed outside of hold time	R16 R26	Rnt Out on MsMsd (col1 and nr col2) 8000 series
C26	Calibration Column 2 Out (8000 Series)	I16 I26	Initial cal 600 series failed Column 1 and nr 2	R18 R26	Rnt Out on MsMsd (col1 and nr col2) 8000 series
C28	Calibration Column 2 Out (8000 Series)	I18 I28	Initial cal 8000 series failed Column 1 and nr 2	Rn	Retention Time Out Or %Diff Out
C8f	600 series sample/blank did not have passino cal	Is	Initial Cal Not Checked	Rtn	Can't Calculate Drift
Cme	Endinn Cal missing for sample (8000 series)	Iv	Prob with calint csv for init calibration chek rfs	S6	600 series surrogate out
Cn	Calibration Not Checked for sample/blank/eval	Iw	Initial cal warning. Ini cal file <> method	S8	8000 series surrogate out
D1n D2n	Drift Out Column 1 nr Column 2 Cals or Init Cals	Ix	Initial Cal Files Not Unstated Properly for a sample	Sa6 Sh6	Acid and nr BN Surrogate Out (8000 series)
Dnc	Drift Not Checked	M16a M16b	Snake Out Col 1 and nr Col 2 8000 series	Sa8 Sh8	Acid and nr BN Surrogate Out (8000 series)
Do	Drift Out	M18a M18b	Snake Out Col 1 8000 series Acid and nr BN	Sd	Surrogate Diluted Out
Eba	An Extraction Before Collection Date	M18a M18b	Snake Out Col 1 and nr Col 2 8000 series	Snc	Surrogate Not Checked
Emn	Problem Checking Prep/updates modcheckprep/updates	Mnc	Snake Out Col 1 8000 series Acid and nr BN	Ti5	Outside of 500 series Tune time
En	Eval Time Not Checked	Oc	Snake Not Checked for this ms/msd	Ti6	Outside of 600 series Tune time/Cal Time
			Warning Compound(s) Over Calibration	Ti8	Outside of 8000 series Tune time/Cal Time



RUN LOG

Instrument: GCMS_2 Year: 2020
Analyst: WP

1-1-2M67517

Data File	Sample Number	Flags	Comments	Reviewed By	Test Group	Matrix	Surr Dil	Sam Dil	Method(s)	Analysis Date
2M67517.D	BFB TUNE		V-111011,V-109108,V-117133	DB						05/31 06:41
2M67519.D	BLK	CnAnc	-	DB		Aqueous 1	1	624	8260	05/31 07:22
2M67520.D	BLK	CnAnc	-	DB		Aqueous 1	1	624	8260	05/31 07:38
2M67522.D	CAL @ 1 PPB		B-10357	DB		Aqueous 1	1	624	8260	05/31 08:14
2M67523.D	CAL @ 0.5 PPB		B-10357	DB		Aqueous 1	1	624	8260	05/31 08:32
2M67524.D	CAL @ 5 PPB		B-10357	DB		Aqueous 1	1	624	8260	05/31 08:50
2M67525.D	CAL @ 500 PPB	Oc	B-10357	DB		Aqueous 1	1	624	8260	05/31 09:05
2M67526.D	CAL @ 250 PPB	Oc	B-10357	DB		Aqueous 1	1	624	8260	05/31 09:21
2M67527.D	CAL @ 100 PPB		B-10357	DB		Aqueous 1	1	624	8260	05/31 09:37
2M67528.D	CAL @ 50 PPB		B-10357	DB		Aqueous 1	1	624	8260	05/31 09:53
2M67529.D	CAL @ 20 PPB		B-10357	DB		Aqueous 1	1	624	8260	05/31 10:09
2M67530.D	CAL @ 10 PPB		B-10357	DB		Aqueous 1	1	624	8260	05/31 10:25
2M67531.D	ICV	Ivo	V-117146	DB		Aqueous 1	1	624	8260	05/31 10:41
2M67532.D	BLK		-	DB		Aqueous 1	1	624	8260	05/31 10:57
2M67533.D	DAILY BLANK		OK	DB		Methano 1	1		8260	05/31 11:14
2M67534.D	DAILY BLANK		OK	DB		Aqueous 1	1	624	8260	05/31 11:29
2M67535.D	MBS9751		OK MBS9751	DB		Methano 1	1		8260	05/31 11:45
2M67536.D	MBS9752		OK MBS9752	DB		Aqueous 1	1	624	8260	05/31 12:01
2M67537.D	BLKJUG1		-	DB		Aqueous 1	1	624	8260	05/31 12:17
2M67538.D	AC59210-012(500X)		OK	DB	VO-8260	Aqueous 1		500		8260 05/31 12:33
2M67539.D	AC59210-008(200X)		OK	DB	VO-8260	Aqueous 1		200		8260 05/31 12:49
2M67540.D	AC59210-001(100X)		RR-1X	DB	VO-8260	Aqueous 1		100		8260 05/31 13:05
2M67541.D	AC59210-014(100X)Oc		RR-500X	DB	VO-8260	Aqueous 1		100		8260 05/31 13:21
2M67542.D	AC59335-014(100X)		RR-100X - CO	DB	VO-8260	Aqueous 1		100		8260 05/31 13:37
2M67543.D	AC59335-005(100X)		OK	DB	VO-8260	Aqueous 1		100		8260 05/31 13:53
2M67544.D	AC59335-008		RR-1X - CO	DB	VO-8260	Aqueous 1		1		8260 05/31 14:09
2M67545.D	AC59335-009(MS:AC		OK MBS9752	DB	VO-8260	Aqueous 1		1	624	8260 05/31 14:24
2M67546.D	AC59335-010(MSD:R16M16		OK MBS9752	DB	VO-8260	Aqueous 1		1	624	8260 05/31 14:40
2M67547.D	AC59335-008		OK MBS9752	DB	VO-8260	Aqueous 1		1		8260 05/31 14:56
2M67548.D	AC59335-001		OK	DB	VO-8260	Aqueous 1		1		8260 05/31 15:12
2M67549.D	BLK		-	DB		Aqueous 1		1	624	8260 05/31 15:28
2M67550.D	AC59335-002		OK	DB	VO-8260	Aqueous 1		1		8260 05/31 15:44
2M67551.D	AC59335-003		OK	DB	VO-8260	Aqueous 1		1		8260 05/31 16:00
2M67552.D	AC59335-004	S8Oc	RR-500X	DB	VO-8260	Aqueous 1		1		8260 05/31 16:15
2M67553.D	AC59335-006		RR-1X - CO	DB	VO-8260	Aqueous 1		1		8260 05/31 16:31
2M67554.D	AC59335-007		RR-1X - CO	DB	VO-8260	Aqueous 1		1		8260 05/31 16:47
2M67555.D	AC59335-011		RR-1X - CO	DB	VO-8260	Aqueous 1		1		8260 05/31 17:03
2M67556.D	AC59335-012		RR-1X - CO	DB	VO-8260	Aqueous 1		1		8260 05/31 17:19
2M67557.D	AC59335-013		RR-1X - CO	DB	VO-8260	Aqueous 1		1		8260 05/31 17:34
2M67558.D	AC59335-014(100X)		OK	DB	VO-8260	Aqueous 1		100		8260 05/31 17:50
2M67559.D	AC59210-001		-	DB	VO-8260	Aqueous 1		1		8260 05/31 18:06
2M67560.D	AC59210-002		-	DB	VO-8260	Aqueous 1		1		8260 05/31 18:22
2M67561.D	AC59210-006		-	DB	VO-8260	Aqueous 1		1		8260 05/31 18:37
2M67562.D	MBS9757	Ti8	- MBS9757	DB		Aqueous 1		1	624	8260 05/31 18:53
2M67563.D	STD	Ti8	-	DB		Aqueous 1		1	624	8260 05/31 19:09
2M67564.D	STD	Ti8	-	DB		Aqueous 1		1	624	8260 05/31 19:25
2M67565.D	BLK	Ti8	-	DB		Aqueous 1		1	624	8260 05/31 19:40
2M67566.D	BLK	Ti8	-	DB		Aqueous 1		1	624	8260 05/31 19:56
2M67567.D	MBS9758	Ti8	- MBS9758	DB		Aqueous 1		1	624	8260 05/31 20:12
2M67568.D	MBS9759	Ti8	- MBS9759	DB		Aqueous 1		1	624	8260 05/31 20:27
2M67569.D	AC59234-013		RR-1X - CO	DB	VO10-624	Aqueous 1		1	624	05/31 20:43
2M67570.D	AC59234-015		RR-1X - CO	DB	VO10-624	Aqueous 1		1	624	05/31 20:59
2M67571.D	AC59302-001		RR-1X - CO	DB	VO10-624	Aqueous 1		1	624	05/31 21:14

Anc	Area Not Checked	En	Extraction Performed Past Hold	Cn	Warning Possible Carry Over
An	Area Out	Esu	Solvent Extraction Date Missing/Not checked	CRN	Warning r30/r20... not checked
B6m	Blank 600 series missing	Etn	Trin/Solvent Extraction Date Missing/Not checked	Cm	C30/C20 failed for enb
B6n	Blank 8000 series missing	Eto	Trin Extraction Performed Outside of Hold	EvF	Eval Mix Failed
Bn	Blank Not Found/Assigned	Ev	Eval Time Exceeded	Evnc	Eval Mix Not Checked
C16	Calibration Column 1 Out (800 Series)	Hh	Analysis Before Collection Date	Evrc	Eval Mix missing drift or endrin
C18	Calibration Column 1 Out (8000 Series)	Hn	Sample Analyzed outside of hold time	R16 R26	Ret Out on MsMsd (col1 and or col2) 800 series
C26	Calibration Column 2 Out (800 Series)	I16 I26	Initial cal 600 series failed Column 1 and or 2	R18 R28	Ret Out on MsMsd (col1 and or col2) 8000 series
C28	Calibration Column 2 Out (8000 Series)	I18 I28	Initial cal 8000 series failed Column 1 and or 2	Rn	Retention Time Out Or %Diff Out
C6f	800 series sample/blank did not have passino cal	Is	Initial Cal Not Checked	Rtn	Can't Calculate Drift
C8f	8000 series sample/blank did not have passino cal	Iv	Prob with calmt.csv for init calibration check rfs	S6	800 series summate not
Cme	Endling Cal missing for sample (8000 series)	Iw	Initial cal warning. init cal file < method	S8	8000 series summate not
Cn	Calibration Not Checked for sample/blank/eval	Iv	Initial Cal Files Not Uploaded Properly for a sample	Sa8 Sh8	Acid and or BN Summate Out (800 series)
D1n D2n	Drift Out Column 1 or Column 2 Cals or Init Cals	M16 M26	Snake Out Col 1 and or Col 2 600 series	Sa8 Sh8	Acid and or BN Summate Out (8000 series)
Dnc	Drift Not Checked	M16a M18b	Snake Out Col 1 600 series Acid and or BN	Sd	Summate Diluted Out
Do	Drift Out	M18 M28	Snake Out Col 1 and or Col 2 8000 series	Snc	Summate Not Checked
Eha	An Extraction Before Collection Date	M18a M18b	Snake Out Col 1 8000 series Acid and or BN	Ti5	Outside of 500 series Tune time
Emo	Problem Checking Prep/nurdates modcheck/nurdates	Mnc	Snake Not Checked for this ms/msd	Ti6	Outside of 800 series Tune time/Cal Time
En	Eval Time Not Checked	Oc	Warning Compound(s) Over Calibration	Ti8	Outside of 8000 series Tune time/Cal Time



RUN LOG

Instrument: GCMS_3 Year: 20221
Analyst: WP

1-1-3M93514

Data File	Sample Number	Flags	Comments	Reviewed By	Test Group	Matrix	Surr Dil	Sam Dil	Method(s)	Analysis Date
3M93514.D	BFB TUNE		V-111011.V-117302.V-109108.V-117133	DB						06/01 07:11
3M93515.D	BLK	CnAnc	-	DB		Aqueous 1	1	624	8260	06/01 07:21
3M93516.D	20 PPB	CnAnc	-	DB		Aqueous 1	1	624	8260	06/01 07:38
3M93517.D	CAL @ 20 PPB		OK	DB		Aqueous 1	1	624	8260	06/01 08:00
3M93518.D	BLK		-	DB		Aqueous 1	1	624	8260	06/01 08:17
3M93519.D	DAILY BLANK		OK	DB		Methano 1	1		8260	06/01 08:33
3M93520.D	DAILY BLANK		OK	DB		Aqueous 1	1	624	8260	06/01 08:50
3M93521.D	MBS9765		OK MBS9765	DB		Methano 1	1		8260	06/01 09:07
3M93522.D	MBS9766		OK MBS9766	DB		Aqueous 1	1	624	8260	06/01 09:23
3M93523.D	BLKJUG#3		-	DB		Aqueous 1	1	624	8260	06/01 09:40
3M93524.D	BLKJUG#2		-	DB		Aqueous 1	1	624	8260	06/01 09:56
3M93525.D	AC59210-001		OK	DB	VO-8260	Aqueous 1	1		8260	06/01 10:13
3M93526.D	AC59335-011		OK	DB	VO-8260	Aqueous 1	1		8260	06/01 10:29
3M93527.D	AC59454-001		OK MBS9766	DB	VO-624	Aqueous 1	1	624		06/01 10:46
3M93528.D	BLKJUG2		-	DB		Aqueous 1	1	624	8260	06/01 11:02
3M93529.D	AC59335-012		OK	DB	VO-8260	Aqueous 1	1		8260	06/01 11:19
3M93530.D	AC59335-013		OK	DB	VO-8260	Aqueous 1	1		8260	06/01 11:35
3M93531.D	AC59335-007		OK	DB	VO-8260	Aqueous 1	1		8260	06/01 11:52
3M93532.D	AC59335-006		OK	DB	VO-8260	Aqueous 1	1		8260	06/01 12:08
3M93533.D	59335-014(100X)	Oc	-	DB		Aqueous 1	100	624	8260	06/01 12:27
3M93534.D	AC59210-002		RR-1X - possible CO	DB	VO-8260	Aqueous 1	1		8260	06/01 12:46
3M93535.D	AC59210-006		RR-1X - possible CO	DB	VO-8260	Aqueous 1	1		8260	06/01 13:02
3M93536.D	AC59335-004(500X)		OK	DB	VO-8260	Aqueous 1	500		8260	06/01 13:19
3M93537.D	AC59210-014(500X)		RR-500X	DB	VO-8260	Aqueous 1	500		8260	06/01 13:35
3M93538.D	59335-014(200X)		-	DB		Aqueous 1	200	624	8260	06/01 13:52
3M93539.D	AC59335-014(100X)		OK	DB	VO-8260	Aqueous 1	100		8260	06/01 14:08
3M93540.D	AC59305-005		OK	DB	VOBTEX-826	Methano 1	1		8260	06/01 14:24
3M93541.D	AC59230-002(MS)		OK MBS9765	DB	VO10-8260	Methano 1	1		8260	06/01 14:41
3M93542.D	AC59230-002(MSD)		OK MBS9765	DB	VO10-8260	Methano 1	1		8260	06/01 14:58
3M93543.D	BLK		-	DB		Aqueous 1	1	624	8260	06/01 15:14
3M93544.D	AC59305-005(T)		OK	DB	VOTCLP-826	Aqueous 1	1		8260	06/01 15:31
3M93545.D	EF-116576(6-1-11)		OK	DB		Aqueous 1	6		8260	06/01 15:47
3M93546.D	AC59456-001		OK	DB	VO10-624	Aqueous 1	1	624		06/01 16:04
3M93547.D	AC59340-005(10X)		OK	DB	VO-624	Aqueous 1	10	624		06/01 16:24
3M93548.D	AC59233-003(40uL)		OK	DB	VO-8260	Methano 1	20		8260	06/01 16:42
3M93549.D	BLK		-	DB		Aqueous 1	1	624	8260	06/01 16:58
3M93550.D	AC59454-001(MS)		OK MBS9766	DB	VO-624	Aqueous 1	1	624	8260	06/01 17:15
3M93551.D	AC59454-001(MSD)		OK MBS9766	DB	VO-624	Aqueous 1	1	624	8260	06/01 17:31
3M93552.D	AC59297-011(8uL)		RR-80uL	DB	VO-8260	Methano 1	100		8260	06/01 17:49
3M93553.D	AC59297-020(8uL)		RR-80uL	DB	VO-8260	Methano 1	100		8260	06/01 18:05
3M93554.D	AC59297-021(8uL)		RR-400uL	DB	VO-8260	Methano 1	100		8260	06/01 18:22
3M93555.D	BLK		-	DB		Aqueous 1	1	624	8260	06/01 18:38
3M93556.D	BLK		-	DB		Aqueous 1	1	624	8260	06/01 18:55
3M93557.D	BLK		OK	DB		Aqueous 1	1	624	8260	06/01 19:11
3M93558.D	MBS9776	Ti8	OK MBS9776	DB		Aqueous 1	1	624	8260	06/01 19:27
3M93559.D	AC59289-017		OK	DB	VO10-624	Aqueous 1	1	624		06/01 19:44
3M93560.D	AC59296-001		OK	DB	VO10-624	Aqueous 1	1	624		06/01 20:00
3M93561.D	AC59296-002		OK	DB	VO10-624	Aqueous 1	1	624		06/01 20:17
3M93562.D	AC59304-001		OK	DB	VO-624	Aqueous 1	1	624		06/01 20:33
3M93563.D	MBS9777	Ti8	- MBS9777	DB		Aqueous 1	1	624	8260	06/01 20:49
3M93564.D	AC59302-004		OK	DB	VO10-624	Aqueous 1	1	624		06/01 21:06
3M93565.D	AC59289-001		OK	DB	VO10-624	Aqueous 1	1	624		06/01 21:22
3M93566.D	AC59289-003		OK	DB	VO10-624	Aqueous 1	1	624		06/01 21:39
3M93567.D	AC59289-005		OK	DB	VO10-624	Aqueous 1	1	624		06/01 21:55
3M93568.D	AC59289-007		OK	DB	VO10-624	Aqueous 1	1	624		06/01 22:12
3M93569.D	AC59289-009		OK	DB	VO10-624	Aqueous 1	1	624		06/01 22:28
3M93570.D	AC59289-011		OK	DB	VO10-624	Aqueous 1	1	624		06/01 22:45
3M93571.D	AC59289-013		OK	DB	VO10-624	Aqueous 1	1	624		06/01 23:01
3M93572.D	AC59289-015		OK	DB	VO10-624	Aqueous 1	1	624		06/01 23:18
3M93573.D	AC59289-020		OK	DB	VO10-624	Aqueous 1	1	624		06/01 23:34
3M93574.D	AC59304-002		OK	DB	VO-624	Aqueous 1	1	624		06/01 23:50
3M93575.D	AC59296-005(10X)	Oc	RR-50X	DB	VO10-624	Aqueous 1	10	624		06/02 00:10
3M93576.D	AC59296-003(20X)	Oc	RR-50X	DB	VO10-624	Aqueous 1	20	624		06/02 00:32
3M93577.D	AC59296-007(50X)		OK	DB	VO10-624	Aqueous 1	50	624		06/02 00:54

Anc	Area Not Checked	En	Extraction Performed Past Hold	Cn	Warnin Possible Carry Over
An	Area Out	Esm	Solvent Extraction Date Missin/Nnt check'd	CRN	Warnin c30/c20... not checked
B8m	Blank 800 series missino	Etn	Tcin/Solvent Extraction Date Missin/Nnt check'd	Cro	C30/C20 failed for anh
B8m	Blank 8000 series missino	Etn	Tcin Extracinn Performed Outside of Hold	EVF	Eval Mix Failed
Bnf	Blank Nnt Found/Assigned	Ev	Eval Time Exceeded	Evnc	Eval Mix Not Checked
C16	Calibration Column 1 Out (800 Series)	Hh	Analysis Before Collection Date	Evnc	Eval Mix missino rdt or endrin
C18	Calibration Column 1 Out (8000 Series)	Hh	Sample Analyzed outside of hold time	R16 R26	Rdt Out on MSMSd (rnt1 and or rnt2) 800 series
C26	Calibration Column 2 Out (800 Series)	I16 I26	Initial cal 800 series failed Column 1 and or 2	R18 R28	Rdt Out on MSMSd (rnt1 and or rnt2) 8000 series
C28	Calibration Column 2 Out (8000 Series)	I18 I28	Initial cal 8000 series failed Column 1 and or 2	Rn	Retention Time Out Or %Diff Out
C6f	800 series sample/blank did not have passino cal	Is	Initial Cal Not Checked	Rtn	Can't Calculate Drift
C8f	8000 series sample/blank did not have passino cal	Iv	Prnh with calmt.csv for init calibration check rfs	S6	800 series surmoate out
Cme	Endrino Cal missino for sample (8000 series)	Iw	Initial cal warnin. Ini cal file <> method...	S8	8000 series surmoate out
Cn	Calibration Nnt Checked for sample/blank/eval	Ix	Initial Cal Files Nnt Updated Properly for a sampl	Sa6 Sh6	Acid and nr BN Surmoate Out (800 series)
D1o D2o	Drift Out Column 1 or Column 2 Cals or Init Cals	M16 M26	Snake Out Cnl 1 and or Cnl 2 800 series	Sa8 Sh8	Acid and nr BN Surmoate Out (8000 series)
Dnc	Drift Nnt Checked	M16a M18h	Snake Out Cnl 1 800 series Acid and or BN	Sd	Surmoate Diluted Out
Dn	Drift Out	M18 M28	Snake Out Cnl 1 and or Cnl 2 8000 series	Snc	Surmoate Nnt Checked
Etn	An Extraction Before Collection Date	M18a M18h	Snake Out Cnl 1 8000 series Acid and nr BN	T15	Outside of 500 series Time time
Emo	Problem Checkin Pres/updates modchecknround	Mnc	Snake Not Checked for this ms/msd	T16	Outside of 800 series Time time/Cal Time
En	Eval Time Not Checked	Oc	Warnin Compound(s) Over Calibration	T18	Outside of 8000 series Time time/Cal Time



RUN LOG

Instrument: GCMS_3 Year: 20222
Analyst: WP

1-1-3M93578

Data File	Sample Number	Flags	Comments	Reviewed By	Test Group	Matrix	Surr Dil	Sam Dil	Method(s)	Analysis Date
3M93578.D	AC59296-006(100X)		OK	DB	VO10-624	Aqueous 1	100	624	624	06/02 01:15
3M93579.D	BLK	Ti8	-	DB		Aqueous 1	1	624	8260	06/02 01:34
3M93580.D	BLK	Ti8	-	DB		Aqueous 1	1	624	8260	06/02 01:51
3M93581.D	BLK	Ti8	-	DB		Aqueous 1	1	624	8260	06/02 02:07
3M93582.D	BLK524	Ti8	-	DB		Aqueous 1	1	624	8260	06/02 02:23

Anc	Area Not Checked	En	Extraction Performed Past Hold	Co	Warnin Possible Carry Over
An	Area Out	Esm	Solvent Extraction Date Missin/Nnt check'd	CRN	Warnin c30/c20... nnt checked
B6m	Blank 600 series missino	Eln	Toln/Solvent Extraction Date Missin/Nnt check'd	Cm	C30/C20 failed for anh
B8m	Blank 8000 series missino	Eto	Toln Extraction Performed Outside of Hold	EvF	Eval Mix Failed
Bnf	Blank Not Found/Assigned	Ev	Eval Time Exceeded	Evnc	Eval Mix Not Checked
C16	Calibration Column 1 Out (800 Series)	Hb	Analysis Before Collection Date	Evm	Eval Mix missino drft or endrin
C18	Calibration Column 1 Out (8000 Series)	Ho	Sample Analyzed outside of hold time	R16 R26	Ret Out on McMed (col1 and nr col2) 600 series
C26	Calibration Column 2 Out (800 Series)	I16 I26	Initial cal 800 series failed Column 1 and nr 2	R18 R28	Ret Out on McMed (col1 and nr col2) 8000 series
C28	Calibration Column 2 Out (8000 Series)	I18 I28	Initial cal 8000 series failed Column 1 and nr 2	Rn	Retention Time Out Or %Diff Out
C6f	600 series sample/blank did not have passino cal	Is	Initial Cal Not Checked	Rtn	Can't Calculate Drift
C8f	8000 series sample/blank did not have passino cal	Iv	Pmb with calrot.csv for init calibration chek rfs	S6	600 series surmnate out
Cme	Endino Cal missinn for samole (8000 series)	Iw	Initial cal warninn..Ini cal file <> method..	S8	8000 series surmnate out
Cn	Calibration Not Checked for samole/blank/eval	Ix	Initial Cal Files Nnt Updated Pmnerly for a samol	Sa6 Sb6	Acid and or BN Surmnate Out (600 series)
D1o D2o	Drift Out Column 1 or Column 2 Cals nr Init Cals	M16 M26	Snake Out Col 1 and nr Col 2 800 series	Sa8 Sb8	Acid and or BN Surmnate Out (8000 series)
Dnc	Drift Not Checked	M16a M16h	Snake Out Col 1 800 series Acid and or BN	Sd	Surmnate Diluted Out
Do	Drift Out	M18 M28	Snake Out Col 1 and nr Col 2 8000 series	Snc	Surmnate Nnt Checked
Eba	An Extraction Before Collection Date	M18a M18h	Snake Out Col 1 8000 series Acid and or BN	T15	Outside of 500 series Tune time
Emn	Problem Checking Prac/nupdates modcheckrepprods	Mnc	Snake Nnt Checked for this ms/msd	Ti6	Outside of 800 series Tune time/Cal Time
En	Eval Time Not Checked	On	Warnin Compound(s) Over Calibration	Ti8	Outside of 8000 series Tune time/Cal Time

Veritech Internally Prepared Standard Log

Veritech Lot Number: V-88943

Prepared By: Revolus, Jean		Department: Organics	ApprovedBy: jean	
Description: Voa extra add mix		BatchNumber:	ApproveDate: 09/23/10	
Prep Date: 6/21/2010		Concentration: 2000-20000 p	Checked: Yes	
Expiration Date: 6/21/2011		Final Volume: 10 ml		
Veritech Lot# /Rec#	Lot Description	Amount Used	Conc of Std	Final Conc
5013	d-Camphor	200 mg	NEAT	20000 ppm
5014	Camphene	20 mg	NEAT	2000 ppm
4995	METHANOL	10 ml	neat neat	

Veritech Lot Number: V-91412

Prepared By: Revolus, Jean		Department: Organics	ApprovedBy: jean	
Description: 1,4-Dioxane-d8 Solution		BatchNumber:	ApproveDate: 11/15/10	
Prep Date: 7/22/2010		Concentration: 2000 ppm	Checked: Yes	
Expiration Date: 7/22/2011		Final Volume: 10 ml		
Veritech Lot# /Rec#	Lot Description	Amount Used	Conc of Std	Final Conc
4995	METHANOL	10 ml	neat neat	
5086	1,4-Dioxane-d8	20 mg	NEAT	2000 ppm

Veritech Lot Number: V-93698

Prepared By: Revolus, Jean		Department: Organics	ApprovedBy: jean	
Description: Voa Extra Add mix 2		BatchNumber:	ApproveDate: 09/24/10	
Prep Date: 8/19/2010		Concentration: 5000 ppm	Checked: Yes	
Expiration Date: 8/19/2011		Final Volume: 5 ml		
Veritech Lot# /Rec#	Lot Description	Amount Used	Conc of Std	Final Conc
5101	Methyl methacrylate	25 mg	Neat	5000 ppm
5100	Ethyl Methacrylate	25 mg	Neat	5000 ppm
5099	Butyl methacrylate	25 mg	Neat	5000 ppm
5098	n-Butyl acrylate	25 mg	Neat	5000 ppm
5097	n-Amyl acetate	25 mg	Neat	5000 ppm
5096	Iso-propyl acetate	25 mg	Neat	5000 ppm
5095	Ethyl acetate	25 mg	Neat	5000 ppm
5185	METHANOL	5 ml	neat neat	

Veritech Lot Number: V-93699

Prepared By: Revolus, Jean		Department: Organics	ApprovedBy: jean	
Description: Voa Extra Add mix 2(2nd source)		BatchNumber:	ApproveDate: 09/24/10	
Prep Date: 8/19/2010		Concentration: 5000 ppm	Checked: Yes	
Expiration Date: 8/19/2011		Final Volume: 5 ml		
Veritech Lot# /Rec#	Lot Description	Amount Used	Conc of Std	Final Conc
5101	Methyl methacrylate	25 mg	Neat	5000 ppm
5100	Ethyl Methacrylate	25 mg	Neat	5000 ppm
5099	Butyl methacrylate	25 mg	Neat	5000 ppm
5098	n-Butyl acrylate	25 mg	Neat	5000 ppm
5097	n-Amyl acetate	25 mg	Neat	5000 ppm
5096	Iso-propyl acetate	25 mg	Neat	5000 ppm
5095	Ethyl acetate	25 mg	Neat	5000 ppm
5185	METHANOL	5 ml	neat neat	

Veritech Internally Prepared Standard Log

Veritech Lot Number: V-105159

Prepared By: Batelli, Daniel		Department: Organics	ApprovedBy: DAN	
Description: VOA ADD MIX		BatchNumber:	ApproveDate: 01/05/11	
Prep Date: 1/4/2011		Concentration: 5000 ppm	Checked: Yes	
Expiration Date: 1/4/2012		Final Volume: 10 ml		
Veritech Lot# /Rec#	Lot Description	Amount Used	Conc of Std	Final Conc
2889	1,2,4,5-TETRAMETHYLBENZENE	50 mg	NEAT	5000 ppm
5532	p-Diethylbenzene	50 mg	Neat neat	5000 ppm
5533	p-Ethyltoluene	50 mg	Neat neat	5000 ppm
5531	Cyclohexanone	250 mg	Neat neat	25000 ppm
1230	METHANOL		NEAT	

Veritech Lot Number: V-105161


Prepared By: Batelli, Daniel		Department: Organics	ApprovedBy: DAN	
Description: VOA ADD MIX(2nd Source)		BatchNumber:	ApproveDate: 01/05/11	
Prep Date: 1/4/2011		Concentration: 5000 ppm	Checked: Yes	
Expiration Date: 1/4/2012		Final Volume: 10 ml		
Veritech Lot# /Rec#	Lot Description	Amount Used	Conc of Std	Final Conc
2889	1,2,4,5-TETRAMETHYLBENZENE	50 mg	NEAT	5000 ppm
5532	p-Diethylbenzene	50 mg	Neat neat	5000 ppm
5533	p-Ethyltoluene	50 mg	Neat neat	5000 ppm
5531	Cyclohexanone	250 mg	Neat neat	25000 ppm
1230	METHANOL		NEAT	

Veritech Lot Number: V-106417

Prepared By: Revolus, Jean		Department: Organics	ApprovedBy: jean	
Description: Ethyl ether/Furan Mix		BatchNumber:	ApproveDate: 02/03/11	
Prep Date: 1/19/2011		Concentration: 5000 ppm	Checked: Yes	
Expiration Date: 1/10/2012		Final Volume: 10 ml		
Veritech Lot# /Rec#	Lot Description	Amount Used	Conc of Std	Final Conc
5555	Ethyl ether	50 mg	NEAT	5000 ppm
5559	Furan	50 mg	NEAT	5000 ppm
5544	Methanol	10 ml	neat neat	

Veritech Lot Number: V-106418

Prepared By: Revolus, Jean		Department: Organics	ApprovedBy: jean	
Description: Ethyl ether/Furan Mix(2nd Source)		BatchNumber:	ApproveDate: 02/03/11	
Prep Date: 1/19/2011		Concentration: 5000 ppm	Checked: Yes	
Expiration Date: 1/10/2012		Final Volume: 10 ml		
Veritech Lot# /Rec#	Lot Description	Amount Used	Conc of Std	Final Conc
5555	Ethyl ether	50 mg	NEAT	5000 ppm
5559	Furan	50 mg	NEAT	5000 ppm
5544	Methanol	10 ml	neat neat	

Veritech Lot Number: V-109108

Prepared By: Previlon, Wilner		Department: Organics	ApprovedBy: dan	
Description: SIM IS/SURR MIX		BatchNumber:	ApproveDate: 02/24/11	
Prep Date: 2/24/2011		Concentration: 25/250 ppm	Checked: Yes	
Expiration Date: 7/22/2011		Final Volume: 10 ml		
Veritech Lot# /Rec#	Lot Description	Amount Used	Conc of Std	Final Conc
5513	524 FORTIFICATION MIX	125 ul	2000 ppm	25 ppm
1230	METHANOL	9625 ul	NEAT	
v-91412	1,4-Dioxane-d8 Solution	250 ul	2000 ppm	50 ppm

Veritech Internally Prepared Standard Log

Veritech Lot Number: V-110205



Prepared By: Revolus, Jean		Department: Organics	ApprovedBy: jean	
Description: VOA STOCK INT/SURR MIX		BatchNumber:	ApproveDate: 03/09/11	
Prep Date: 3/9/2011		Concentration: 1500 ppm	Checked: Yes	
Expiration Date: 3/9/2012		Final Volume: 100 ml		
Veritech Lot# /Rec#	Lot Description	Amount Used	Conc of Std	Final Conc
3178	1,2-Dichloroethane-d4	150 mg	NEAT	1500 ppm
1297	TOLUENE-D8	150 mg	NEAT	1500 ppm
3693	Dibromofluoromethane	150 mg	NEAT	1500 ppm
4295	CHLOROBENZENE-D5	150 mg	NEAT	1500 ppm
4760	1,2-Dichloroethane-d4	150 mg	NEAT	1500 ppm
5185	METHANOL	100 ml	neat neat	
5746	4-BROMOFLUOROBENZENE(1-BROMO-4-FLUOROBEN	150 mg	NEAT	1500 ppm
3661	Fluorobenzene	150 mg	NEAT	1500 ppm

Veritech Lot Number: V-110414



Prepared By: Batelli, Daniel		Department: Organics	ApprovedBy: dan	
Description: VOA WORKING INT/SURR MIX		BatchNumber:	ApproveDate: 03/15/11	
Prep Date: 3/10/2011		Concentration: 150 ppm	Checked: Yes	
Expiration Date: 9/10/2011		Final Volume: 200 ml		
Veritech Lot# /Rec#	Lot Description	Amount Used	Conc of Std	Final Conc
1230	METHANOL	225 ml	NEAT	
V-110205	VOA STOCK INT/SURR MIX	25 ml	1500 ppm	150 ppm

Veritech Lot Number: V-111011



Prepared By: Previlon, Wilner		Department: Organics	ApprovedBy: DAN	
Description: BFB Tune Mix		BatchNumber:	ApproveDate: 03/22/11	
Prep Date: 3/10/2011		Concentration: 50 ppm	Checked: Yes	
Expiration Date: 9/10/2011		Final Volume: 1.5 ml		
Veritech Lot# /Rec#	Lot Description	Amount Used	Conc of Std	Final Conc
V-110414	VOA WORKING INT/SURR MIX	500 ul	150 ppm	50 ppm
1230	METHANOL	1000 ul	NEAT	

Veritech Lot Number: V-116389



Prepared By: Goring, Shawn		Department: Organics	ApprovedBy: DAN	
Description: MBS		BatchNumber:	ApproveDate: 05/20/11	
Prep Date: 5/20/2011		Concentration: 100 ppm	Checked: Yes	
Expiration Date: 6/21/2011		Final Volume: 1 ml		
Veritech Lot# /Rec#	Lot Description	Amount Used	Conc of Std	Final Conc
1230	METHANOL	640 ul	NEAT	neat neat
5652	VOA COMP MIX#6(GASES)	50 ul	2000 ppm	100 ppm
5595	502/524 VOA CAL MIX	50 ul	2000 ppm	100 ppm
5409	8260 ADDITIONS MIX	50 ul	2000 ppm	100 ppm
5931	VOA CUSTOM MIX(2nd Source)	50 ul	VARIOUS	various ppm
5288	TAMES	50 ul	2000 ppm	100 ppm
V-105161	VOA ADD MIX(2nd Source)	20 ul	5000 ppm	various ppm
v-88943	Voa extra add mix	50 ul	2000-20000 p	100-1000 pp
v-93699	Voa Extra Add mix 2(2nd source)	20 ul	5000 ppm	100 ppm
V-106418	Ethyl ether/Furan Mix(2nd Source)	20 ul	5000 ppm	100 ppm

Veritech Internally Prepared Standard Log

Veritech Lot Number: V-116930

Prepared By: Goring, Shawn		Department: Organics	ApprovedBy: DAN	
Description: 200ppm VOA Working Std		BatchNumber:	ApproveDate: 05/27/11	
Prep Date: 5/26/2011		Concentration: VARIOUS pp	Checked: Yes	
Expiration Date: 6/20/2011		Final Volume: 1 ml		
Veritech Lot# /Rec#	Lot Description	Amount Used	Conc of Std	Final Conc
1230	METHANOL	280 ul	NEAT	neat
5412	Gases	100 ul	2000 ppm	200 ppm
5902	502/524 VOA CAL MIX	100 ul	2000 ppm	200 ppm
5903	8260 ADDITIONS	100 ul	2000 ppm	200 ppm
5930	VOA CUSTOM MIX	100 ul	VARIOUS	various ppm
5123	tert-Amyl Methyl Ether Standard	100 ul	2000 ppm	200 ppm
V-105159	VOA ADD MIX	40 ul	5000 ppm	various ppm
V-88943	Voa extra add mix	100 ul	2000-20000 p	200-2000 pp
V-93698	Voa Extra Add mix 2	40 ul	5000 ppm	200 ppm
V-106417	Ethyl ether/Furan Mix	40 ul	5000 ppm	200 ppm

Veritech Lot Number: V-116939

Prepared By: Goring, Shawn		Department: Organics	ApprovedBy: DAN	
Description: ICV CAL @ 20 PPB		BatchNumber:	ApproveDate: 05/27/11	
Prep Date: 5/26/2011		Concentration: VARIOUS ppb	Checked: Yes	
Expiration Date: 6/2/2011		Final Volume: 100 ml		
Veritech Lot# /Rec#	Lot Description	Amount Used	Conc of Std	Final Conc
V-116389	MBS	20 ul	100 ppm	20 ppb
5381	P&T Water	100 ml	Neat neat	neat
5650	FREON#22(CHLORODIFLUOROMETHANE	10 ul	200 ppm	20 ppb

Veritech Lot Number: V-116941

Prepared By: Goring, Shawn		Department: Organics	ApprovedBy: DAN	
Description: 624/8260 CAL @ 250 PPB		BatchNumber: B-10337	ApproveDate: 05/27/11	
Prep Date: 5/26/2011		Concentration: VARIOUS ppb	Checked: Yes	
Expiration Date: 6/2/2011		Final Volume: 100 ml		
Veritech Lot# /Rec#	Lot Description	Amount Used	Conc of Std	Final Conc
V-116930	200ppm VOA Working Std	125 ul	VARIOUS pp	250 ppb
5381	P&T Water	100 ml	Neat neat	
5650	FREON#22(CHLORODIFLUOROMETHANE	125 ul	200 ppm	250 ppb

Veritech Lot Number: V-116942

Prepared By: Goring, Shawn		Department: Organics	ApprovedBy: DAN	
Description: 624/8260 CAL @ 100 PPB		BatchNumber: B-10337	ApproveDate: 05/27/11	
Prep Date: 5/26/2011		Concentration: VARIOUS ppb	Checked: Yes	
Expiration Date: 6/2/2011		Final Volume: 100 ml		
Veritech Lot# /Rec#	Lot Description	Amount Used	Conc of Std	Final Conc
V-116930	200ppm VOA Working Std	50 ul	VARIOUS pp	100 ppb
5381	P&T Water	100 ml	Neat neat	
5650	FREON#22(CHLORODIFLUOROMETHANE	50 ul	200 ppm	100 ppb

Veritech Internally Prepared Standard Log

Veritech Lot Number: V-116943

Prepared By: Goring, Shawn		Department: Organics	ApprovedBy: DAN	
Description: 624/8260 CAL @ 50 PPB		BatchNumber: B-10337	ApproveDate: 05/27/11	
Prep Date: 5/26/2011		Concentration: VARIOUS ppb	Checked: Yes	
Expiration Date: 6/2/2011		Final Volume: 100 ml		
Veritech Lot# /Rec#	Lot Description	Amount Used	Conc of Std	Final Conc
V-116930	200ppm VOA Working Std	25 ul	VARIOUS pp	50 ppb
5381	P&T Water	100 ml	Neat neat	
5650	FREON#22(CHLORODIFLUOROMETHANE	25 ul	200 ppm	50 ppb

Veritech Lot Number: V-116944

Prepared By: Goring, Shawn		Department: Organics	ApprovedBy: DAN	
Description: 624/8260 CAL @ 20 PPB		BatchNumber: B-10337	ApproveDate: 05/27/11	
Prep Date: 5/26/2011		Concentration: VARIOUS ppb	Checked: Yes	
Expiration Date: 6/2/2011		Final Volume: 100 ml		
Veritech Lot# /Rec#	Lot Description	Amount Used	Conc of Std	Final Conc
V-116930	200ppm VOA Working Std	10 ul	VARIOUS pp	20 ppb
5381	P&T Water	100 ml	Neat neat	
5650	FREON#22(CHLORODIFLUOROMETHANE	10 ul	200 ppm	20 ppb

Veritech Lot Number: V-116945

Prepared By: Goring, Shawn		Department: Organics	ApprovedBy: DAN	
Description: 624/8260 CAL @ 10 PPB		BatchNumber: B-10337	ApproveDate: 05/27/11	
Prep Date: 5/26/2011		Concentration: VARIOUS ppb	Checked: Yes	
Expiration Date: 6/2/2011		Final Volume: 100 ml		
Veritech Lot# /Rec#	Lot Description	Amount Used	Conc of Std	Final Conc
V-116930	200ppm VOA Working Std	5 ul	VARIOUS pp	10 ppb
5381	P&T Water	100 ml	Neat neat	
5650	FREON#22(CHLORODIFLUOROMETHANE	5 ul	200 ppm	10 ppb

Veritech Lot Number: V-116946

Prepared By: Goring, Shawn		Department: Organics	ApprovedBy: DAN	
Description: 624/8260 CAL @ 5 PPB		BatchNumber: B-10337	ApproveDate: 05/27/11	
Prep Date: 5/26/2011		Concentration: VARIOUS ppb	Checked: Yes	
Expiration Date: 6/2/2011		Final Volume: 100 ml		
Veritech Lot# /Rec#	Lot Description	Amount Used	Conc of Std	Final Conc
V-116930	200ppm VOA Working Std	2.5 ul	VARIOUS pp	5 ppb
5381	P&T Water	100 ml	Neat neat	
5650	FREON#22(CHLORODIFLUOROMETHANE	2.5 ul	200 ppm	5 ppb

Veritech Lot Number: V-116947

Prepared By: Goring, Shawn		Department: Organics	ApprovedBy: DAN	
Description: 624/8260 CAL @ 1 PPB		BatchNumber: B-10337	ApproveDate: 05/27/11	
Prep Date: 5/26/2011		Concentration: VARIOUS ppb	Checked: Yes	
Expiration Date: 6/2/2011		Final Volume: 100 ml		
Veritech Lot# /Rec#	Lot Description	Amount Used	Conc of Std	Final Conc
V-116930	200ppm VOA Working Std	.5 ul	VARIOUS pp	1 ppb
5381	P&T Water	100 ml	Neat neat	
5650	FREON#22(CHLORODIFLUOROMETHANE	.5 ul	200 ppm	1 ppb

Veritech Internally Prepared Standard Log

Veritech Lot Number: V-116948

Prepared By: Goring, Shawn		Department: Organics	ApprovedBy: DAN	
Description: 624/8260 CAL @ 0.5 PPB		BatchNumber: B-10337	ApproveDate: 05/27/11	
Prep Date: 5/26/2011		Concentration: VARIOUS ppb	Checked: Yes	
Expiration Date: 6/2/2011		Final Volume: 100 ml		
Veritech Lot# /Rec#	Lot Description	Amount Used	Conc of Std	Final Conc
V-116930	200ppm VOA Working Std	.25 ul	VARIOUS pp	0.5 ppb
5381	P&T Water	100 ml	Neat neat	
5650	FREON#22(CHLORODIFLUOROMETHANE)	.25 ul	200 ppm	0.5 ppb

Veritech Lot Number: V-116949

Prepared By: Goring, Shawn		Department: Organics	ApprovedBy: DAN	
Description: 624/8260 CAL @ 500 PPB		BatchNumber: B-10337	ApproveDate: 05/27/11	
Prep Date: 5/26/2011		Concentration: VARIOUS ppb	Checked: Yes	
Expiration Date: 6/2/2011		Final Volume: 100 ml		
Veritech Lot# /Rec#	Lot Description	Amount Used	Conc of Std	Final Conc
V-116930	200ppm VOA Working Std	250 ul	VARIOUS pp	500 ppb
5381	P&T Water	100 ml	Neat neat	
5650	FREON#22(CHLORODIFLUOROMETHANE)	250 ul	200 ppm	500 ppb

Veritech Lot Number: V-117133

Prepared By: Goring, Shawn		Department: Organics	ApprovedBy: DAN	
Description: MBS		BatchNumber:	ApproveDate: 06/01/11	
Prep Date: 5/30/2011		Concentration: 100 ppm	Checked: Yes	
Expiration Date: 6/21/2011		Final Volume: 1 ml		
Veritech Lot# /Rec#	Lot Description	Amount Used	Conc of Std	Final Conc
1230	METHANOL	640 ul	NEAT	neat neat
5652	VOA COMP MIX#6(GASES)	50 ul	2000 ppm	100 ppm
5595	502/524 VOA CAL MIX	50 ul	2000 ppm	100 ppm
5903	8260 ADDITIONS	50 ul	2000 ppm	100 ppm
5931	VOA CUSTOM MIX(2nd Source)	50 ul	VARIOUS	various ppm
5904	tert-Amyl methyl ether	50 ul	2000 ppm	100 ppm
V-105161	VOA ADD MIX(2nd Source)	20 ul	5000 ppm	various ppm
v-88943	Voa extra add mix	50 ul	2000-20000 p	100-1000 pp
v-93699	Voa Extra Add mix 2(2nd source)	20 ul	5000 ppm	100 ppm
V-106418	Ethyl ether/Furan Mix(2nd Source)	20 ul	5000 ppm	100 ppm

Veritech Lot Number: V-117134

Prepared By: Goring, Shawn		Department: Organics	ApprovedBy: DAN	
Description: 200ppm VOA Working Std		BatchNumber:	ApproveDate: 06/01/11	
Prep Date: 5/30/2011		Concentration: VARIOUS pp	Checked: Yes	
Expiration Date: 6/20/2011		Final Volume: 1 ml		
Veritech Lot# /Rec#	Lot Description	Amount Used	Conc of Std	Final Conc
1230	METHANOL	280 ul	NEAT	neat
5412	Gases	100 ul	2000 ppm	200 ppm
5516	502/524 VOA CAL MIX	100 ul	2000 ppm	200 ppm
5929	8260 ADDITIONS	100 ul	2000 ppm	200 ppm
5930	VOA CUSTOM MIX	100 ul	VARIOUS	various ppm
5621	tert-Amyl Methyl Ether	100 ul	2000 ppm	200 ppm
V-105159	VOA ADD MIX	40 ul	5000 ppm	various ppm
V-88943	Voa extra add mix	100 ul	2000-20000 p	200-2000 pp
V-93698	Voa Extra Add mix 2	40 ul	5000 ppm	200 ppm
V-106417	Ethyl ether/Furan Mix	40 ul	5000 ppm	200 ppm

Veritech Internally Prepared Standard Log

Veritech Lot Number: V-117137

Prepared By: Goring, Shawn		Department: Organics	ApprovedBy: DAN	
Description: 624/8260 CAL @ 250 PPB		BatchNumber: B-10357	ApproveDate: 06/01/11	
Prep Date: 5/30/2011		Concentration: VARIOUS ppb	Checked: Yes	
Expiration Date: 6/6/2011		Final Volume: 100 ml		
Veritech Lot# /Rec#	Lot Description	Amount Used	Conc of Std	Final Conc
V-117134	200ppm VOA Working Std	125 ul	VARIOUS pp	250 ppb
5381	P&T Water	100 ml	Neat neat	
5650	FREON#22(CHLORODIFLUOROMETHANE	125 ul	200 ppm	250 ppb

Veritech Lot Number: V-117138

Prepared By: Goring, Shawn		Department: Organics	ApprovedBy: DAN	
Description: 624/8260 CAL @ 100 PPB		BatchNumber: B-10357	ApproveDate: 06/01/11	
Prep Date: 5/30/2011		Concentration: VARIOUS ppb	Checked: Yes	
Expiration Date: 6/6/2011		Final Volume: 100 ml		
Veritech Lot# /Rec#	Lot Description	Amount Used	Conc of Std	Final Conc
V-117134	200ppm VOA Working Std	50 ul	VARIOUS pp	100 ppb
5381	P&T Water	100 ml	Neat neat	
5650	FREON#22(CHLORODIFLUOROMETHANE	50 ul	200 ppm	100 ppb

Veritech Lot Number: V-117139

Prepared By: Goring, Shawn		Department: Organics	ApprovedBy: DAN	
Description: 624/8260 CAL @ 50 PPB		BatchNumber: B-10357	ApproveDate: 06/01/11	
Prep Date: 5/30/2011		Concentration: VARIOUS ppb	Checked: Yes	
Expiration Date: 6/6/2011		Final Volume: 100 ml		
Veritech Lot# /Rec#	Lot Description	Amount Used	Conc of Std	Final Conc
V-117134	200ppm VOA Working Std	25 ul	VARIOUS pp	50 ppb
5381	P&T Water	100 ml	Neat neat	
5650	FREON#22(CHLORODIFLUOROMETHANE	25 ul	200 ppm	50 ppb

Veritech Lot Number: V-117140

Prepared By: Goring, Shawn		Department: Organics	ApprovedBy: DAN	
Description: 624/8260 CAL @ 20 PPB		BatchNumber: B-10357	ApproveDate: 06/01/11	
Prep Date: 5/30/2011		Concentration: VARIOUS ppb	Checked: Yes	
Expiration Date: 6/6/2011		Final Volume: 100 ml		
Veritech Lot# /Rec#	Lot Description	Amount Used	Conc of Std	Final Conc
V-117134	200ppm VOA Working Std	10 ul	VARIOUS pp	20 ppb
5381	P&T Water	100 ml	Neat neat	
5650	FREON#22(CHLORODIFLUOROMETHANE	10 ul	200 ppm	20 ppb

Veritech Lot Number: V-117141

Prepared By: Goring, Shawn		Department: Organics	ApprovedBy: DAN	
Description: 624/8260 CAL @ 10 PPB		BatchNumber: B-10357	ApproveDate: 06/01/11	
Prep Date: 5/30/2011		Concentration: VARIOUS ppb	Checked: Yes	
Expiration Date: 6/6/2011		Final Volume: 100 ml		
Veritech Lot# /Rec#	Lot Description	Amount Used	Conc of Std	Final Conc
V-117134	200ppm VOA Working Std	5 ul	VARIOUS pp	10 ppb
5381	P&T Water	100 ml	Neat neat	
5650	FREON#22(CHLORODIFLUOROMETHANE	5 ul	200 ppm	10 ppb

Veritech Internally Prepared Standard Log

Veritech Lot Number: V-117142

Prepared By: Goring, Shawn		Department: Organics	ApprovedBy: DAN	
Description: 624/8260 CAL @ 5 PPB		BatchNumber: B-10357	ApproveDate: 06/01/11	
Prep Date: 5/30/2011		Concentration: VARIOUS ppb	Checked: Yes	
Expiration Date: 6/6/2011		Final Volume: 100 ml		
Veritech Lot# /Rec#	Lot Description	Amount Used	Conc of Std	Final Conc
V-117134	200ppm VOA Working Std	2.5 ul	VARIOUS pp	5 ppb
5381	P&T Water	100 ml	Neat neat	
5650	FREON#22(CHLORODIFLUOROMETHANE	2.5 ul	200 ppm	5 ppb

Veritech Lot Number: V-117143

Prepared By: Goring, Shawn		Department: Organics	ApprovedBy: DAN	
Description: 624/8260 CAL @ 1 PPB		BatchNumber: B-10357	ApproveDate: 06/01/11	
Prep Date: 5/30/2011		Concentration: VARIOUS ppb	Checked: Yes	
Expiration Date: 6/6/2011		Final Volume: 100 ml		
Veritech Lot# /Rec#	Lot Description	Amount Used	Conc of Std	Final Conc
V-117134	200ppm VOA Working Std	.5 ul	VARIOUS pp	1 ppb
5381	P&T Water	100 ml	Neat neat	
5650	FREON#22(CHLORODIFLUOROMETHANE	.5 ul	200 ppm	1 ppb

Veritech Lot Number: V-117144

Prepared By: Goring, Shawn		Department: Organics	ApprovedBy: DAN	
Description: 624/8260 CAL @ 0.5 PPB		BatchNumber: B-10357	ApproveDate: 06/01/11	
Prep Date: 5/30/2011		Concentration: VARIOUS ppb	Checked: Yes	
Expiration Date: 6/6/2011		Final Volume: 100 ml		
Veritech Lot# /Rec#	Lot Description	Amount Used	Conc of Std	Final Conc
V-117134	200ppm VOA Working Std	.25 ul	VARIOUS pp	0.5 ppb
5381	P&T Water	100 ml	Neat neat	
5650	FREON#22(CHLORODIFLUOROMETHANE	.25 ul	200 ppm	0.5 ppb

Veritech Lot Number: V-117145

Prepared By: Goring, Shawn		Department: Organics	ApprovedBy: DAN	
Description: 624/8260 CAL @ 500 PPB		BatchNumber: B-10357	ApproveDate: 06/01/11	
Prep Date: 5/30/2011		Concentration: VARIOUS ppb	Checked: Yes	
Expiration Date: 6/6/2011		Final Volume: 100 ml		
Veritech Lot# /Rec#	Lot Description	Amount Used	Conc of Std	Final Conc
V-117134	200ppm VOA Working Std	250 ul	VARIOUS pp	500 ppb
5381	P&T Water	100 ml	Neat neat	
5650	FREON#22(CHLORODIFLUOROMETHANE	250 ul	200 ppm	500 ppb

Veritech Lot Number: V-117146

Prepared By: Goring, Shawn		Department: Organics	ApprovedBy: DAN	
Description: ICV CAL @ 20 PPB		BatchNumber:	ApproveDate: 06/01/11	
Prep Date: 5/30/2011		Concentration: VARIOUS ppb	Checked: Yes	
Expiration Date: 6/6/2011		Final Volume: 100 ml		
Veritech Lot# /Rec#	Lot Description	Amount Used	Conc of Std	Final Conc
V-117133	MBS	20 ul	100 ppm	20 ppb
5381	P&T Water	100 ml	Neat neat	neat
5650	FREON#22(CHLORODIFLUOROMETHANE	10 ul	200 ppm	20 ppb

Veritech Internally Prepared Standard Log

Veritech Lot Number: V-117302



Prepared By: Previlon, Wilner		Department: Organics	ApprovedBy: DAN	
Description: CAL @ 20 PPB		BatchNumber:	ApproveDate: 06/02/11	
Prep Date: 6/1/2011		Concentration: VARIOUS ppb	Checked: Yes	
Expiration Date: 6/8/2011		Final Volume: 100 ml		
Veritech Lot# /Rec#	Lot Description	Amount Used	Conc of Std	Final Conc
V-117134	200ppm VOA Working Std	10 ul	VARIOUS pp	20 ppb
5381	P&T Water	100 ml	Neat neat	
5650	FREON#22(CHLORODIFLUOROMETHANE	10 ul	200 ppm	20 ppb

Veritech Standard Receipt Log

Veritech Control/Receipt Number: 1230



Description
METHANOL

ApprovedBy: jean
ApproveDate: 07/30/09
Checked: Yes

Manufacturer	Catalog Num:	Lot Num:	Date Rec:	Exp Date:	Rec By:	Num of Cont	Volume /Cont	Conc:	Units:
FISHER	A453-1	045850	06/22/05	06/22/15	Revolus, Jean	36	1L	NEAT	

Veritech Control/Receipt Number: 1297



Description
TOLUENE-D8

ApprovedBy: jean
ApproveDate: 07/30/09
Checked: Yes

Manufacturer	Catalog Num:	Lot Num:	Date Rec:	Exp Date:	Rec By:	Num of Cont	Volume /Cont	Conc:	Units:
SIGMA-ALDRICH	434388-5G	02504HB	09/06/05	09/30/15	Revolus, Jean	1	5g	NEAT	

Veritech Control/Receipt Number: 2889



Description
1,2,4,5-TETRAMETHYLBENZENE

ApprovedBy: jean
ApproveDate: 07/30/09
Checked: Yes

Manufacturer	Catalog Num:	Lot Num:	Date Rec:	Exp Date:	Rec By:	Num of Cont	Volume /Cont	Conc:	Units:
ACROS ORGANI	409390050	A0214190	11/20/07	11/30/20	Revolus, Jean	1	1ML	NEAT	

Veritech Control/Receipt Number: 3178



Description
1,2-Dichloroethane-d4

ApprovedBy: jean
ApproveDate: 07/30/09
Checked: Yes

Manufacturer	Catalog Num:	Lot Num:	Date Rec:	Exp Date:	Rec By:	Num of Cont	Volume /Cont	Conc:	Units:
SIGMA-ALDRICH	396540-1G	EW0372	03/26/08	03/26/18	Revolus, Jean	1	1g	NEAT	

Veritech Control/Receipt Number: 3661



Description
Fluorobenzene

ApprovedBy: jean
ApproveDate: 07/30/09
Checked: Yes

Manufacturer	Catalog Num:	Lot Num:	Date Rec:	Exp Date:	Rec By:	Num of Cont	Volume /Cont	Conc:	Units:
CHEM SERVICE	F839	388-117B	10/06/08	09/30/13	Revolus, Jean	1	2g	NEAT	

Veritech Control/Receipt Number: 3693



Description
Dibromofluoromethane

ApprovedBy: jean
ApproveDate: 07/30/09
Checked: Yes

Manufacturer	Catalog Num:	Lot Num:	Date Rec:	Exp Date:	Rec By:	Num of Cont	Volume /Cont	Conc:	Units:
RESTEK	30634	A063048	10/22/08	09/30/13	Revolus, Jean	5	100m	NEAT	

Veritech Control/Receipt Number: 4295



Description
CHLOROBENZENE-D5

ApprovedBy: jean
ApproveDate: 08/04/09
Checked: Yes

Manufacturer	Catalog Num:	Lot Num:	Date Rec:	Exp Date:	Rec By:	Num of Cont	Volume /Cont	Conc:	Units:
CHEM SERVICE	F1088	414-45B	08/04/09	10/31/12	Revolus, Jean	2	100m	NEAT	

Veritech Standard Receipt Log

Veritech Control/Receipt Number: 4760



Description
1,2-Dichloroethane-d4

ApprovedBy: jean
 ApproveDate: 03/17/10
 Checked: Yes

Manufacturer	Catalog Num:	Lot Num:	Date Rec:	Exp Date:	Rec By:	Num of Cont	Volume /Cont	Conc:	Units:
ACCUSTANDAR	F836	435-90B	03/17/10	01/31/14	Revolus, Jean	2	100m	NEAT	

Veritech Control/Receipt Number: 4995



Description
METHANOL

ApprovedBy: richq
 ApproveDate: 06/22/10
 Checked: Yes

Manufacturer	Catalog Num:	Lot Num:	Date Rec:	Exp Date:	Rec By:	Num of Cont	Volume /Cont	Conc:	Units:
FISHER	A412SK-4	103255	06/11/10	06/11/12	Okomeng, Maxwell	4	4LT	neat	neat

Veritech Control/Receipt Number: 5013



Description
d-Camphor

ApprovedBy: jean
 ApproveDate: 06/29/10
 Checked: Yes

Manufacturer	Catalog Num:	Lot Num:	Date Rec:	Exp Date:	Rec By:	Num of Cont	Volume /Cont	Conc:	Units:
CHEMSERVICE	F2404	402-140B	06/21/10	06/30/14	Revolus, Jean	1	2g	NEAT	

Veritech Control/Receipt Number: 5014



Description
Camphene

ApprovedBy: jean
 ApproveDate: 06/29/10
 Checked: Yes

Manufacturer	Catalog Num:	Lot Num:	Date Rec:	Exp Date:	Rec By:	Num of Cont	Volume /Cont	Conc:	Units:
CHEMSERVICE	O-747	419-138A	06/21/10	03/31/15	Revolus, Jean	1	2g	NEAT	

Veritech Control/Receipt Number: 5086



Description
1,4-Dioxane-d8

ApprovedBy: jean
 ApproveDate: 07/23/10
 Checked: Yes

Manufacturer	Catalog Num:	Lot Num:	Date Rec:	Exp Date:	Rec By:	Num of Cont	Volume /Cont	Conc:	Units:
CIL	DLM-28-5	10C-370	07/22/10	07/22/30	Revolus, Jean	1	5g	NEAT	

Veritech Control/Receipt Number: 5095



Description
Ethyl acetate

ApprovedBy: jean
 ApproveDate: 07/26/10
 Checked: Yes

Manufacturer	Catalog Num:	Lot Num:	Date Rec:	Exp Date:	Rec By:	Num of Cont	Volume /Cont	Conc:	Units:
CHEM SERVICE	O-412	433-138B	07/26/10	03/31/15	Revolus, Jean	1	1g	Neat	

Veritech Control/Receipt Number: 5096



Description
Iso-propyl acetate

ApprovedBy: jean
 ApproveDate: 07/26/10
 Checked: Yes

Manufacturer	Catalog Num:	Lot Num:	Date Rec:	Exp Date:	Rec By:	Num of Cont	Volume /Cont	Conc:	Units:
CHEM SERVICE	F2536	428-14A	07/26/10	07/31/14	Revolus, Jean	1	5g	Neat	

Veritech Standard Receipt Log

Veritech Control/Receipt Number: 5097									
Description							ApprovedBy: jean		
n-Amyl acetate							ApproveDate: 07/26/10		
							Checked: Yes		
Manufacturer	Catalog Num:	Lot Num:	Date Rec:	Exp Date:	Rec By:	Num of Cont	Volume /Cont	Conc:	Units:
CHEM SERVICE	o-2003	414-70B	07/26/10	11/30/14	Revolus, Jean	1	5g	Neat	

Veritech Control/Receipt Number: 5098									
Description							ApprovedBy: jean		
n-Butyl acrylate							ApproveDate: 07/26/10		
							Checked: Yes		
Manufacturer	Catalog Num:	Lot Num:	Date Rec:	Exp Date:	Rec By:	Num of Cont	Volume /Cont	Conc:	Units:
CHEM SERVICE	O-1004	409-80A	07/26/10	09/30/14	Revolus, Jean	1	10g	Neat	

Veritech Control/Receipt Number: 5099									
Description							ApprovedBy: jean		
Butyl methacrylate							ApproveDate: 07/26/10		
							Checked: Yes		
Manufacturer	Catalog Num:	Lot Num:	Date Rec:	Exp Date:	Rec By:	Num of Cont	Volume /Cont	Conc:	Units:
CHEM SERVICE	O-1005	419-155B	07/26/10	03/31/13	Revolus, Jean	1	1g	Neat	

Veritech Control/Receipt Number: 5100									
Description							ApprovedBy: jean		
Ethyl Methacrylate							ApproveDate: 07/26/10		
							Checked: Yes		
Manufacturer	Catalog Num:	Lot Num:	Date Rec:	Exp Date:	Rec By:	Num of Cont	Volume /Cont	Conc:	Units:
CHEM SERVICE	F984	433-132A	07/26/10	02/28/14	Revolus, Jean	1	5g	Neat	

Veritech Control/Receipt Number: 5101									
Description							ApprovedBy: jean		
Methyl methacrylate							ApproveDate: 07/26/10		
							Checked: Yes		
Manufacturer	Catalog Num:	Lot Num:	Date Rec:	Exp Date:	Rec By:	Num of Cont	Volume /Cont	Conc:	Units:
CHEM SERVICE	F982	422-28B	07/26/10	04/30/15	Revolus, Jean	1	5g	Neat	

Veritech Control/Receipt Number: 5123									
Description							ApprovedBy: jean		
tert-Amyl Methyl Ether Standard							ApproveDate: 08/02/10		
							Checked: Yes		
Manufacturer	Catalog Num:	Lot Num:	Date Rec:	Exp Date:	Rec By:	Num of Cont	Volume /Cont	Conc:	Units:
RESTEK	30629	A075900	08/02/10	07/31/15	Revolus, Jean	2	1ml	2000	PPM

Veritech Control/Receipt Number: 5185									
Description							ApprovedBy: jean		
METHANOL							ApproveDate: 08/17/10		
							Checked: Yes		
Manufacturer	Catalog Num:	Lot Num:	Date Rec:	Exp Date:	Rec By:	Num of Cont	Volume /Cont	Conc:	Units:
J T Baker	9077-02	H45E36	08/13/10	08/13/12	Okomeng, Maxwell	60	2.5LT	neat	neat

Veritech Standard Receipt Log

Veritech Control/Receipt Number: 5288									
Description						ApprovedBy: jean ApproveDate: 10/04/10 Checked: Yes			
TAMES									
Manufacturer	Catalog Num:	Lot Num:	Date Rec:	Exp Date:	Rec By:	Num of Cont	Volume /Cont	Conc:	Units:
Supelco	5-06737	LB64951	09/29/10	02/28/12	Hamid, Akmal	2	1	2000	ppm

Veritech Control/Receipt Number: 5381									
Description						ApprovedBy: DAN ApproveDate: 10/27/10 Checked: Yes			
P&T Water									
Manufacturer	Catalog Num:	Lot Num:	Date Rec:	Exp Date:	Rec By:	Num of Cont	Volume /Cont	Conc:	Units:
Veritech	N/A	N/A	10/01/10	10/01/15	Batelli, Daniel	1	N/A	Neat	Neat

Veritech Control/Receipt Number: 5409									
Description						ApprovedBy: jean ApproveDate: 11/09/10 Checked: Yes			
8260 ADDITIONS MIX									
Manufacturer	Catalog Num:	Lot Num:	Date Rec:	Exp Date:	Rec By:	Num of Cont	Volume /Cont	Conc:	Units:
SUPELCO	46831-U	LB73020	11/09/10	11/30/12	Revolus, Jean	3	1ml	2000	PPM


Veritech Control/Receipt Number: 5412									
Description						ApprovedBy: jean ApproveDate: 11/09/10 Checked: Yes			
Gases									
Manufacturer	Catalog Num:	Lot Num:	Date Rec:	Exp Date:	Rec By:	Num of Cont	Volume /Cont	Conc:	Units:
ACCUSTANDAR	V-601B-10X-PAK	210091188	11/09/10	10/06/13	Revolus, Jean	5	1ml	2000	PPM


Veritech Control/Receipt Number: 5513									
Description						ApprovedBy: jean ApproveDate: 12/14/10 Checked: Yes			
524 FORTIFICATION MIX									
Manufacturer	Catalog Num:	Lot Num:	Date Rec:	Exp Date:	Rec By:	Num of Cont	Volume /Cont	Conc:	Units:
SUPELCO	47358-U	LB63491	12/14/10	12/31/11	Revolus, Jean	1	1ml	2000	PPM


Veritech Control/Receipt Number: 5516									
Description						ApprovedBy: jean ApproveDate: 12/16/10 Checked: Yes			
502/524 VOA CAL MIX									
Manufacturer	Catalog Num:	Lot Num:	Date Rec:	Exp Date:	Rec By:	Num of Cont	Volume /Cont	Conc:	Units:
CHEMSERVICE	LVOC-1JM	457-9A	12/16/10	12/31/11	Revolus, Jean	4	1ml	2000	PPM


Veritech Control/Receipt Number: 5531									
Description						ApprovedBy: DAN ApproveDate: 01/07/11 Checked: Yes			
Cyclohexanone									
Manufacturer	Catalog Num:	Lot Num:	Date Rec:	Exp Date:	Rec By:	Num of Cont	Volume /Cont	Conc:	Units:
ChemService	F2326	428-78B	12/28/10	07/31/14	Batelli, Daniel	1	5g	Neat	Neat


Veritech Standard Receipt Log


Veritech Control/Receipt Number: 5532											
Description							ApprovedBy: DAN			ApproveDate: 01/07/11	
p-Diethylbenzene							Checked: Yes				
Manufacturer	Catalog Num:	Lot Num:	Date Rec:	Exp Date:	Rec By:	Num of Cont	Volume /Cont	Conc:	Units:		
ChemService	O-2296	451-130B	12/28/10	11/30/14	Batelli, Daniel	1	100m	Neat	Neat		


Veritech Control/Receipt Number: 5533											
Description							ApprovedBy: DAN			ApproveDate: 01/07/11	
p-Ethyltoluene							Checked: Yes				
Manufacturer	Catalog Num:	Lot Num:	Date Rec:	Exp Date:	Rec By:	Num of Cont	Volume /Cont	Conc:	Units:		
ChemService	O-2413	453-143B	12/28/10	12/31/15	Batelli, Daniel	1	1g	Neat	Neat		

Veritech Control/Receipt Number: 5544											
Description							ApprovedBy: jean			ApproveDate: 01/12/11	
Methanol							Checked: Yes				
Manufacturer	Catalog Num:	Lot Num:	Date Rec:	Exp Date:	Rec By:	Num of Cont	Volume /Cont	Conc:	Units:		
J.T.Baker	9077-02	H45E36	01/11/11	01/10/12	Lopez, Jose	18	1L	neat	neat		


Veritech Control/Receipt Number: 5555											
Description							ApprovedBy: jean			ApproveDate: 01/19/11	
Ethyl ether							Checked: Yes				
Manufacturer	Catalog Num:	Lot Num:	Date Rec:	Exp Date:	Rec By:	Num of Cont	Volume /Cont	Conc:	Units:		
CHEMSERVICE	O-569	444-37B	01/18/11	03/31/15	Revolus, Jean	1	2g	NEAT			

Veritech Control/Receipt Number: 5559											
Description							ApprovedBy: jean			ApproveDate: 01/19/11	
Furan							Checked: Yes				
Manufacturer	Catalog Num:	Lot Num:	Date Rec:	Exp Date:	Rec By:	Num of Cont	Volume /Cont	Conc:	Units:		
CHEMSERVICE	O-2298	451-74A	01/18/11	09/30/13	Revolus, Jean	1	10g	NEAT			

Veritech Control/Receipt Number: 5595											
Description							ApprovedBy: jean			ApproveDate: 02/07/11	
502/524 VOA CAL MIX							Checked: Yes				
Manufacturer	Catalog Num:	Lot Num:	Date Rec:	Exp Date:	Rec By:	Num of Cont	Volume /Cont	Conc:	Units:		
SUPELCO	5-02111	LB77670	02/07/11	08/31/12	Revolus, Jean	3	1ul	2000	PPM		

Veritech Control/Receipt Number: 5621											
Description							ApprovedBy: jean			ApproveDate: 02/15/11	
tert-Amyl Methyl Ether							Checked: Yes				
Manufacturer	Catalog Num:	Lot Num:	Date Rec:	Exp Date:	Rec By:	Num of Cont	Volume /Cont	Conc:	Units:		
RESTEK	30629	A078931	02/15/11	01/31/16	Revolus, Jean	1	1ml	2000	PPM		


Veritech Standard Receipt Log

Veritech Control/Receipt Number: 5650											
Description										ApprovedBy: jean	
FREON#22(CHLORODIFLUOROMETHANE)										ApproveDate: 02/18/11	
										Checked: Yes	
Manufacturer	Catalog Num:	Lot Num:	Date Rec:	Exp Date:	Rec By:	Num of Cont	Volume /Cont	Conc:	Units:		
ACCUSTANDAR	ALR-CFC-003S-2X	209121020	02/18/11	12/02/19	Revolus, Jean	20	1ml	200	PPM		


Veritech Control/Receipt Number: 5652											
Description										ApprovedBy: jean	
VOA COMP MIX#6(GASES)										ApproveDate: 02/22/11	
										Checked: Yes	
Manufacturer	Catalog Num:	Lot Num:	Date Rec:	Exp Date:	Rec By:	Num of Cont	Volume /Cont	Conc:	Units:		
SUPELCO	48799-U	LB82463	02/22/11	05/31/12	Revolus, Jean	5	1ml	2000	PPM		

Veritech Control/Receipt Number: 5746											
Description										ApprovedBy: jean	
4-BROMOFLUOROBENZENE(1-BROMO-4-FLUOROBENE)										ApproveDate: 03/15/11	
										Checked: Yes	
Manufacturer	Catalog Num:	Lot Num:	Date Rec:	Exp Date:	Rec By:	Num of Cont	Volume /Cont	Conc:	Units:		
CHEM SERVICE	F833	426-67B	03/09/11	08/31/14	Revolus, Jean	1	5g	NEAT			

Veritech Control/Receipt Number: 5902											
Description										ApprovedBy: jean	
502/524 VOA CAL MIX										ApproveDate: 05/03/11	
										Checked: Yes	
Manufacturer	Catalog Num:	Lot Num:	Date Rec:	Exp Date:	Rec By:	Num of Cont	Volume /Cont	Conc:	Units:		
SUPELCO	5-02111	LB79202	05/03/11	10/31/12	Revolus, Jean	3	1ml	2000	PPM		

Veritech Control/Receipt Number: 5903											
Description										ApprovedBy: jean	
8260 ADDITIONS										ApproveDate: 05/03/11	
										Checked: Yes	
Manufacturer	Catalog Num:	Lot Num:	Date Rec:	Exp Date:	Rec By:	Num of Cont	Volume /Cont	Conc:	Units:		
SUPELCO	46831-U	LB73020	05/03/11	11/30/12	Revolus, Jean	3	1ml	2000	PPM		

Veritech Control/Receipt Number: 5904											
Description										ApprovedBy: jean	
tert-Amyl methyl ether										ApproveDate: 05/03/11	
										Checked: Yes	
Manufacturer	Catalog Num:	Lot Num:	Date Rec:	Exp Date:	Rec By:	Num of Cont	Volume /Cont	Conc:	Units:		
SUPELCO	5-06737	LB64951	05/03/11	02/28/12	Revolus, Jean	2	1ml	2000	PPM		

Veritech Control/Receipt Number: 5929											
Description										ApprovedBy: jean	
8260 ADDITIONS										ApproveDate: 05/11/11	
										Checked: Yes	
Manufacturer	Catalog Num:	Lot Num:	Date Rec:	Exp Date:	Rec By:	Num of Cont	Volume /Cont	Conc:	Units:		
ACCUSTANDAR	M-8260-ADD-10X	211031133	05/10/11	07/11/11	Revolus, Jean	2	1ml	2000	PPM		

Veritech Standard Receipt Log

Veritech Control/Receipt Number: 5930



Description
VOA CUSTOM MIX

ApprovedBy: jean
 ApproveDate: 05/11/11
 Checked: Yes

Manufacturer	Catalog Num:	Lot Num:	Date Rec:	Exp Date:	Rec By:	Num of Cont	Volume /Cont	Conc:	Units:
ACCUSTANDAR	S-16418	211041602	05/10/11	11/06/11	Revolus, Jean	5	1ml	VARIOU	

Veritech Control/Receipt Number: 5931



Description
VOA CUSTOM MIX(2nd Source)

ApprovedBy: jean
 ApproveDate: 05/11/11
 Checked: Yes

Manufacturer	Catalog Num:	Lot Num:	Date Rec:	Exp Date:	Rec By:	Num of Cont	Volume /Cont	Conc:	Units:
ACCUSTANDAR	S-16418	211041598	05/10/11	11/06/11	Revolus, Jean	5	1ml	VARIOU	

Appendix F

Data Usability Summary Report

**DATA USABILITY SUMMARY REPORT
DAMSHIRE CLEANERS**

Client: EA Engineering, Science & Technology, Inc., Syracuse, New York
SDG: AC59221
Laboratory: Hampton Clarke-Veritech, Fairfield, New Jersey
Site: Former Damshire Cleaners, Albany, New York
Date: July 5, 2011

EDS ID	Client Sample ID	Laboratory Sample ID	Matrix
1	MW-06 4-5	AC59221-001	Soil
2	MW-06 10-11	AC59221-002	Soil
3	MW-07 6-7	AC59221-003	Soil
4	MW-07 14-15	AC59221-004	Soil
5	MW-08 11-12	AC59221-005	Soil
6	MW-09 5-6	AC59221-006	Soil
7	MW-09 6-7	AC59221-007	Soil
8	MW-10 7-8	AC59221-008	Soil
9	MW-11 5-6	AC59221-009	Soil
10	MW-11 13-14	AC59221-010	Soil
11MS	MW-11 13-14MS	AC59221-011MS	Soil
12MSD	MW-11 13-14MSD	AC59221-012MSD	Soil
10RE	MW-11 13-14RE	AC59221-010RE	Soil
13	DUPLICATE	AC59221-013	Soil

A Data Usability Summary Review was performed on the analytical data for eleven soil samples collected May 20, 2011 by EA Engineering at the Damshire Cleaners site in Albany, New York. The samples were analyzed under Environmental Protection Agency (USEPA) *"Test Methods for the Evaluation of Solid Waste, USEPA SW-846, Third Edition, September 1986, with revisions"*.

Specific method references are as follows:

Analysis
VOC

Method References
USEPA SW-846 Method 8260B

The data have been validated according to the protocols and quality control (QC) requirements of the analytical methods and the USEPA Region II Data Review Standard Operating Procedures (SOPs) as follows:

- SOP Number HW-24, Revision 2, August 2008: Validating Volatile Organic Compounds by SW-846 Method 8260B;
- and the reviewer's professional judgment.

Organics

The following items/criteria were reviewed:

- Data Completeness
- Holding times and sample preservation
- Surrogate Spike recoveries
- Matrix Spike/Matrix Spike Duplicate (MS/MSD) recoveries
- Laboratory Control Sample/Duplicate (LCS/LCSD) recoveries
- Method blank and field blank contamination
- Gas Chromatography (GC)/Mass Spectroscopy (MS) tuning
- Initial and continuing calibration summaries
- Compound Quantitation
- Internal standard area and retention time summary forms
- Field Duplicate sample precision

Overall Usability Issues:

There were no rejections of data.

Overall the data is acceptable for the intended purposes. Data were qualified for the following deficiencies.

- One compound was qualified as estimated in one sample due to low MS/MSD percent recoveries.
- Several compounds were qualified as estimated in all samples due to high continuing calibration %D values.
- Several compounds were qualified as estimated in two original analysis samples and one reanalysis sample due to low internal standard area performance.

Please note that any results qualified (U) due to blank contamination may be then qualified (J) due to another action. Therefore, the results may be qualified (UJ) due to the culmination of the blank contaminations and actions from other exceedences of QC criteria.

Data Completeness

- The data is a complete Category B data package as defined under the requirements for the NYS Department of Environmental Conservation Analytical Services Protocol.

Volatile Organic Compounds

Holding Times

- All samples were analyzed within 14 days for soil samples.

Surrogate Spike Recoveries

- The following table presents surrogate percent recoveries (%R) outside the QC limits. A low %R may indicate a potential low bias while a high %R may indicate a potential high bias. For a low %R, positive results are considered estimated and qualified (J) while non-detects are estimated and qualified (UJ). For a high %R, positive results are considered estimated and qualified (J).

Sample ID	Surrogate	%R	Qualifier
10	S3= Toluene-d8	125%	None- All ND
10RE	S3= Toluene-d8	127%	
	S4= Bromofluorobenzene	154%	

Matrix Spike/Matrix Spike Duplicate (MS/MSD) Recoveries

- The following table presents MS/MSD samples that exhibited percent recoveries (%R) outside the QC limits and/or relative percent differences (RPD) above QC limits. A low %R may indicate a potential low bias while a high %R may indicate a potential high bias. For a low %R, positive results are considered estimated and qualified (J) while non-detects are estimated and qualified (UJ). For a high %R, positive results are considered estimated and qualified (J). Results are valid and usable, however possibly biased.

MS/MSD Sample ID	Compound	MS %R/MSD %R/ RPD	Qualifier
10	1,4-Dichlorobenzene	13%/OK/66	J/UJ
	Trichloroethene	OK/OK/47	None for RPD alone
	Tetrachloroethene	OK/OK/50	
	Toluene	OK/OK/47	
	Chlorobenzene	OK/OK/58	
	1,2-Dichlorobenzene	OK/OK/59	
	n-Propylbenzene	OK/OK/53	

Laboratory Control Samples

- The LCS samples exhibited acceptable %R values.

Method Blank

- The method blanks were free of contamination.

Field Blank

- Field QC samples were not included in this data package.

GC/MS Tuning

- All criteria were met.

Initial Calibration

- All %RSD and/or correlation coefficient criteria were met.

Continuing Calibration

- The following table presents compounds that exceeded 20 percent deviation (%D) and/or RRF values <0.05 in the continuing calibration (CCAL). A low RRF indicates poor instrument sensitivity for these compounds. Positive results for these compounds in the affected samples are considered estimated and qualified (J). Non-detect results for these compounds in the affected samples are rejected (R) and are unusable for project objectives. A high %D may indicate a potential high or low bias. All results for these compounds in affected samples are considered estimated and qualified (J/UJ).

CCAL Date	Compound	%D/RRF	Qualifier	Affected Samples
05/26/11	Chloromethane	26.0%	J/UJ	1, 3, 5-10
	Trichlorofluoromethane	21.7%	J/UJ	
	Carbon disulfide	45.7%	J/UJ	
	Methyl acetate	27.6%	J/UJ	
	4-Methyl-2-pentanone	23.1%	J/UJ	
	2-Hexanone	23.1%	J/UJ	
05/27/11	Chloromethane	29.7%	J/UJ	2, 4, 10RE, 13
	Trichlorofluoromethane	30.2%	J/UJ	
	Methylene chloride	21.5%	J/UJ	
	Acetone	20.1%	J/UJ	
	Carbon disulfide	51.6%	J/UJ	
	Methyl acetate	31.9%	J/UJ	
	Methyl tert-butyl ether	21.4%	J/UJ	
	1,1-Dichloroethane	25.7%	J/UJ	
	Bromodichloromethane	26.0%	J/UJ	
	Trichloroethene	23.4%	J/UJ	
	4-Methyl-2-pentanone	28.7%	J/UJ	
	2-Hexanone	22.9%	J/UJ	

Compound Quantitation

- Several samples were analyzed at various dilutions due to high concentrations of target compounds.
- EDS sample ID #10 was reanalyzed due to high surrogate percent recoveries and low internal standard area performance. The reanalysis results should be used for reporting purposes.

Internal Standard (IS) Area Performance

- The following table presents samples that exceeded the -50%/+100% area criteria for internal standard areas. Non-detected results for the associated compounds are considered estimated and qualified (UJ). Positive results for the associated compounds are considered estimated and qualified (J). Non-detected compounds that exceed the lower limit by -25% area criteria are considered rejected (R) and unusable for project objectives.

Sample ID	Internal Standard	Area Count	Qualifier
10	IS2= Chlorobenzene-d5	Low	J/UJ- Associated compounds
	IS3= 1,4-Dichlorobenzene-d4	Low	
10RE	IS3= 1,4-Dichlorobenzene-d4	Low	
13	IS3= 1,4-Dichlorobenzene-d4	Low	


Field Duplicate Sample Precision

- Field duplicate results are summarized below. The precision was acceptable.

Compound	MW-10 7-8 mg/kg	DUPLICATE mg/kg	RPD	Qualifier
None	ND	ND	-	-

Please contact the undersigned at (757) 564-0090 if you have any questions or need further information.

Very truly yours,
Environmental Data Services, Inc.


Nancy Weaver Date
Senior Chemist

Data Qualifiers

- J = The analyte was positively identified; the associated numerical value is the approximate concentration of the analyte in the sample.
- UJ = The analyte was not detected above the sample reporting limit; and the reporting limit is approximate.
- U = The analyte was analyzed for, but was not detected above the sample reporting limit.
- R = The sample results is rejected due to serious deficiencies. The presence or absence of the analyte cannot be verified.

Form1

ORGANICS VOLATILE REPORT

Sample Number: AC59221-001

Client Id: MW-06 4-5

Data File: 1M68777.D

Analysis Date: 05/26/11 17:10

Date Rec/Extracted: 05/20/11-NA

Column: DB-624 25M 0.200mm ID 1.12um film

Method: EPA 8260B

Matrix: Soil

Initial Vol: 5.06g

Final Vol: NA

Dilution: 0.988

Solids: 87

Units: mg/Kg

Cas #	Compound	RL	Conc	Cas #	Compound	RL	Conc
71-55-6	1,1,1-Trichloroethane	0.0023	U	75-00-3	Chloroethane	0.0023	UJ U
79-34-5	1,1,2,2-Tetrachloroethane	0.0057	U	67-66-3	Chloroform	0.0023	U
76-13-1	1,1,2-Trichloro-1,2,2-trifluor	0.0023	U	74-87-3	Chloromethane	0.0023	U
79-00-5	1,1,2-Trichloroethane	0.0023	U	156-59-2	cis-1,2-Dichloroethene	0.0023	U
75-34-3	1,1-Dichloroethane	0.0023	U	10061-01-5	cis-1,3-Dichloropropene	0.0057	U
75-35-4	1,1-Dichloroethene	0.0023	U	110-82-7	Cyclohexane	0.0023	U
120-82-1	1,2,4-Trichlorobenzene	0.0023	U	124-48-1	Dibromochloromethane	0.0057	U
96-12-8	1,2-Dibromo-3-Chloropropa	0.0023	U	75-71-8	Dichlorodifluoromethane	0.0023	U
106-93-4	1,2-Dibromoethane	0.0023	U	100-41-4	Ethylbenzene	0.0011	U
95-50-1	1,2-Dichlorobenzene	0.0023	U	98-82-8	Isopropylbenzene	0.0011	U
107-06-2	1,2-Dichloroethane	0.0023	U	136777612	m&p-Xylenes	0.0011	U
78-87-5	1,2-Dichloropropane	0.0023	U	79-20-9	Methyl Acetate	0.0023	UJ U
541-73-1	1,3-Dichlorobenzene	0.0023	U	108-87-2	Methylcyclohexane	0.0023	U
106-46-7	1,4-Dichlorobenzene	0.0023	U	75-09-2	Methylene Chloride	0.0023	U
78-93-3	2-Butanone	0.0057	U	1634-04-4	Methyl-t-butyl ether	0.00057	U
591-78-6	2-Hexanone	0.0023	UJ U	95-47-6	o-Xylene	0.0011	U
108-10-1	4-Methyl-2-Pentanone	0.0023	UJ U	100-42-5	Styrene	0.0023	U
67-64-1	Acetone	0.028	U	127-18-4	Tetrachloroethene	0.0023	0.041
71-43-2	Benzene	0.0011	U	108-88-3	Toluene	0.0011	U
75-27-4	Bromodichloromethane	0.0023	U	156-60-5	trans-1,2-Dichloroethene	0.0023	U
75-25-2	Bromoform	0.0023	U	10061-02-6	trans-1,3-Dichloropropene	0.0057	U
74-83-9	Bromomethane	0.0023	U	79-01-6	Trichloroethene	0.0023	U
75-15-0	Carbon Disulfide	0.0023	UJ U	75-69-4	Trichlorofluoromethane	0.0023	UJ U
56-23-5	Carbon Tetrachloride	0.0023	U	75-01-4	Vinyl Chloride	0.0023	U
108-90-7	Chlorobenzene	0.0023	U	1330-20-7	Xylenes (Total)	0.0011	U

MW
7/7/11

Worksheet #: 192369

Total Target Concentration 0.041

ColumnID: (^) Indicates results from 2nd column

U - Indicates the compound was analyzed but not detected.

B - Indicates the analyte was found in the blank as well as in the sample.

E - Indicates the analyte concentration exceeds the calibration range of the instrument.

R - Retention Time Out

J - Indicates an estimated value when a compound is detected at less than the specified detection limit.

d - Pesticide %Diff>40% between columns due to coelution. Lower concentration use

2

Form1

ORGANICS VOLATILE REPORT

Sample Number: AC59221-002(5X)

Client Id: MW-06 10-11

Data File: 1M68825.D

Analysis Date: 05/27/11 10:38

Date Rec/Extracted: 05/20/11-NA

Column: DB-624 25M 0.200mm ID 1.12um film

Method: EPA 8260B

Matrix: Soil

Initial Vol: 1.03g

Final Vol: NA

Dilution: 4.85

Solids: 85

Units: mg/Kg

Cas #	Compound	RL	Conc	Cas #	Compound	RL	Conc
71-55-6	1,1,1-Trichloroethane	0.011	U	75-00-3	Chloroethane	0.011	U
79-34-5	1,1,2,2-Tetrachloroethane	0.029	U	67-66-3	Chloroform	0.011	U
76-13-1	1,1,2-Trichloro-1,2,2-trifluor	0.011	U	74-87-3	Chloromethane	0.011	UJ ✓
79-00-5	1,1,2-Trichloroethane	0.011	U	156-59-2	cis-1,2-Dichloroethene	0.011	U
75-34-3	1,1-Dichloroethane	0.011	UJ ✓	10061-01-5	cis-1,3-Dichloropropene	0.029	U
75-35-4	1,1-Dichloroethene	0.011	U	110-82-7	Cyclohexane	0.011	U
120-82-1	1,2,4-Trichlorobenzene	0.011	U	124-48-1	Dibromochloromethane	0.029	U
96-12-8	1,2-Dibromo-3-Chloropropa	0.011	U	75-71-8	Dichlorodifluoromethane	0.011	U
106-93-4	1,2-Dibromoethane	0.011	U	100-41-4	Ethylbenzene	0.0057	U
95-50-1	1,2-Dichlorobenzene	0.011	U	98-82-8	Isopropylbenzene	0.0057	U
107-06-2	1,2-Dichloroethane	0.011	U	136777612	m&p-Xylenes	0.0057	U
78-87-5	1,2-Dichloropropane	0.011	U	79-20-9	Methyl Acetate	0.011	UJ ✓
541-73-1	1,3-Dichlorobenzene	0.011	U	108-87-2	Methylcyclohexane	0.011	U
106-46-7	1,4-Dichlorobenzene	0.011	U	75-09-2	Methylene Chloride	0.011	UJ ✓
78-93-3	2-Butanone	0.029	U	1634-04-4	Methyl-t-butyl ether	0.0029	UJ ✓
591-78-6	2-Hexanone	0.011	UJ ✓	95-47-6	o-Xylene	0.0057	U
108-10-1	4-Methyl-2-Pentanone	0.011	UJ ✓	100-42-5	Styrene	0.011	U
67-64-1	Acetone	0.14	UJ ✓	127-18-4	Tetrachloroethene	0.011	0.70
71-43-2	Benzene	0.0057	U	108-88-3	Toluene	0.0057	U
75-27-4	Bromodichloromethane	0.011	UJ ✓	156-60-5	trans-1,2-Dichloroethene	0.011	U
75-25-2	Bromoform	0.011	U	10061-02-6	trans-1,3-Dichloropropene	0.029	U
74-83-9	Bromomethane	0.011	U	79-01-6	Trichloroethene	0.011	J 0.043
75-15-0	Carbon Disulfide	0.011	UJ ✓	75-69-4	Trichlorofluoromethane	0.011	UJ ✓
56-23-5	Carbon Tetrachloride	0.011	U	75-01-4	Vinyl Chloride	0.011	U
108-90-7	Chlorobenzene	0.011	U	1330-20-7	Xylenes (Total)	0.0057	U

ew
7/7/11

Worksheet #: 192369

Total Target Concentration 0.74

ColumnID: (^) Indicates results from 2nd column

U - Indicates the compound was analyzed but not detected.

B - Indicates the analyte was found in the blank as well as in the sample.

E - Indicates the analyte concentration exceeds the calibration range of the instrument.

R - Retention Time Out

J - Indicates an estimated value when a compound is detected at less than the specified detection limit.

d - Pesticide %Diff>40% between columns due to coelution. Lower concentration use.

3

Form1
ORGANICS VOLATILE REPORT

Sample Number: AC59221-003

Client Id: MW-07 6-7

Data File: 1M68779.D

Analysis Date: 05/26/11 17:44

Date Rec/Extracted: 05/20/11-NA

Column: DB-624 25M 0.200mm ID 1.12um film

Method: EPA 8260B

Matrix: Soil

Initial Vol: 4.96g

Final Vol: NA

Dilution: 1.01

Solids: 81

Units: mg/Kg

Cas #	Compound	RL	Conc	Cas #	Compound	RL	Conc
71-55-6	1,1,1-Trichloroethane	0.0025	U	75-00-3	Chloroethane	0.0025	UJ U
79-34-5	1,1,2,2-Tetrachloroethane	0.0062	U	67-66-3	Chloroform	0.0025	U
76-13-1	1,1,2-Trichloro-1,2,2-trifluor	0.0025	U	74-87-3	Chloromethane	0.0025	U
79-00-5	1,1,2-Trichloroethane	0.0025	U	156-59-2	cis-1,2-Dichloroethene	0.0025	U
75-34-3	1,1-Dichloroethane	0.0025	U	10061-01-5	cis-1,3-Dichloropropene	0.0062	U
75-35-4	1,1-Dichloroethene	0.0025	U	110-82-7	Cyclohexane	0.0025	U
120-82-1	1,2,4-Trichlorobenzene	0.0025	U	124-48-1	Dibromochloromethane	0.0062	U
96-12-8	1,2-Dibromo-3-Chloropropa	0.0025	U	75-71-8	Dichlorodifluoromethane	0.0025	U
106-93-4	1,2-Dibromoethane	0.0025	U	100-41-4	Ethylbenzene	0.0012	U
95-50-1	1,2-Dichlorobenzene	0.0025	U	98-82-8	Isopropylbenzene	0.0012	U
107-06-2	1,2-Dichloroethane	0.0025	U	136777612	m&p-Xylenes	0.0012	U
78-87-5	1,2-Dichloropropane	0.0025	U	79-20-9	Methyl Acetate	0.0025	UJ U
541-73-1	1,3-Dichlorobenzene	0.0025	U	108-87-2	Methylcyclohexane	0.0025	U
106-46-7	1,4-Dichlorobenzene	0.0025	U	75-09-2	Methylene Chloride	0.0025	U
78-93-3	2-Butanone	0.0062	U	1634-04-4	Methyl-t-butyl ether	0.00062	U
591-78-6	2-Hexanone	0.0025	UJ U	95-47-6	o-Xylene	0.0012	U
108-10-1	4-Methyl-2-Pentanone	0.0025	UJ U	100-42-5	Styrene	0.0025	U
67-64-1	Acetone	0.031	U	127-18-4	Tetrachloroethene	0.0025	0.085
71-43-2	Benzene	0.0012	U	108-88-3	Toluene	0.0012	U
75-27-4	Bromodichloromethane	0.0025	U	156-60-5	trans-1,2-Dichloroethene	0.0025	U
75-25-2	Bromoform	0.0025	U	10061-02-6	trans-1,3-Dichloropropene	0.0062	U
74-83-9	Bromomethane	0.0025	U	79-01-6	Trichloroethene	0.0025	0.011
75-15-0	Carbon Disulfide	0.0025	UJ U	75-69-4	Trichlorofluoromethane	0.0025	UJ U
56-23-5	Carbon Tetrachloride	0.0025	U	75-01-4	Vinyl Chloride	0.0025	U
108-90-7	Chlorobenzene	0.0025	U	1330-20-7	Xylenes (Total)	0.0012	U

hw
7/7/11

Worksheet #: 192369

Total Target Concentration 0.096

ColumnID: (^) Indicates results from 2nd column

U - Indicates the compound was analyzed but not detected.

B - Indicates the analyte was found in the blank as well as in the sample.

E - Indicates the analyte concentration exceeds the calibration range of the instrument.

R - Retention Time Out

J - Indicates an estimated value when a compound is detected at less than the specified detection limit.

d - Pesticide %Diff > 40% between columns due to coelution. Lower concentration used.

Form1
ORGANICS VOLATILE REPORT

Sample Number: AC59221-004(5X)

Client Id: MW-07 14-15

Data File: 1M68826.D

Analysis Date: 05/27/11 10:55

Date Rec/Extracted: 05/20/11-NA

Column: DB-624 25M 0.200mm ID 1.12um film

Method: EPA 8260B

Matrix: Soil

Initial Vol: 1.04g

Final Vol: NA

Dilution: 4.81

Solids: 78

Units: mg/Kg

Cas #	Compound	RL	Conc	Cas #	Compound	RL	Conc
71-55-6	1,1,1-Trichloroethane	0.012	U	75-00-3	Chloroethane	0.012	U
79-34-5	1,1,2,2-Tetrachloroethane	0.031	U	67-66-3	Chloroform	0.012	U
76-13-1	1,1,2-Trichloro-1,2,2-trifluor	0.012	U	74-87-3	Chloromethane	0.012	UJ
79-00-5	1,1,2-Trichloroethane	0.012	U	156-59-2	cis-1,2-Dichloroethene	0.012	0.018
75-34-3	1,1-Dichloroethane	0.012	UJ	10061-01-5	cis-1,3-Dichloropropene	0.031	U
75-35-4	1,1-Dichloroethene	0.012	U	110-82-7	Cyclohexane	0.012	U
120-82-1	1,2,4-Trichlorobenzene	0.012	U	124-48-1	Dibromochloromethane	0.031	U
96-12-8	1,2-Dibromo-3-Chloropropa	0.012	U	75-71-8	Dichlorodifluoromethane	0.012	U
106-93-4	1,2-Dibromoethane	0.012	U	100-41-4	Ethylbenzene	0.0062	U
95-50-1	1,2-Dichlorobenzene	0.012	U	98-82-8	Isopropylbenzene	0.0062	U
107-06-2	1,2-Dichloroethane	0.012	U	136777612	m&p-Xylenes	0.0062	U
78-87-5	1,2-Dichloropropane	0.012	U	79-20-9	Methyl Acetate	0.012	UJ
541-73-1	1,3-Dichlorobenzene	0.012	U	108-87-2	Methylcyclohexane	0.012	U
106-46-7	1,4-Dichlorobenzene	0.012	U	75-09-2	Methylene Chloride	0.012	UJ
78-93-3	2-Butanone	0.031	U	1634-04-4	Methyl-t-butyl ether	0.0031	UJ
591-78-6	2-Hexanone	0.012	UJ	95-47-6	o-Xylene	0.0062	U
108-10-1	4-Methyl-2-Pentanone	0.012	UJ	100-42-5	Styrene	0.012	U
67-64-1	Acetone	0.15	UJ	127-18-4	Tetrachloroethene	0.012	0.67
71-43-2	Benzene	0.0062	U	108-88-3	Toluene	0.0062	U
75-27-4	Bromodichloromethane	0.012	UJ	156-60-5	trans-1,2-Dichloroethene	0.012	U
75-25-2	Bromoform	0.012	U	10061-02-6	trans-1,3-Dichloropropene	0.031	U
74-83-9	Bromomethane	0.012	U	79-01-6	Trichloroethene	0.012	J 0.056
75-15-0	Carbon Disulfide	0.012	UJ	75-69-4	Trichlorofluoromethane	0.012	UJ
56-23-5	Carbon Tetrachloride	0.012	U	75-01-4	Vinyl Chloride	0.012	U
108-90-7	Chlorobenzene	0.012	U	1330-20-7	Xylenes (Total)	0.0062	U

lms
7/7/11

Worksheet #: 192369

Total Target Concentration 0.74

ColumnID: (^) Indicates results from 2nd column

U - Indicates the compound was analyzed but not detected.

B - Indicates the analyte was found in the blank as well as in the sample.

E - Indicates the analyte concentration exceeds the calibration range of the instrument.

R - Retention Time Out

J - Indicates an estimated value when a compound is detected at less than the specified detection limit.

d - Pesticide %Diff>40% between columns due to coelution. Lower concentration used.

5

Form1

ORGANICS VOLATILE REPORT

Sample Number: AC59221-005

Client Id: MW-08 11-12

Data File: 1M68802.D

Analysis Date: 05/27/11 00:05

Date Rec/Extracted: 05/20/11-NA

Column: DB-624 25M 0.200mm ID 1.12um film

Method: EPA 8260B

Matrix: Soil

Initial Vol: 4.92g

Final Vol: NA

Dilution: 1.02

Solids: 64

Units: mg/Kg

Cas #	Compound	RL	Conc	Cas #	Compound	RL	Conc
71-55-6	1,1,1-Trichloroethane	0.0032	U	75-00-3	Chloroethane	0.0032	UJ ✓
79-34-5	1,1,2,2-Tetrachloroethane	0.0079	U	67-66-3	Chloroform	0.0032	U
76-13-1	1,1,2-Trichloro-1,2,2-trifluor	0.0032	U	74-87-3	Chloromethane	0.0032	U
79-00-5	1,1,2-Trichloroethane	0.0032	U	156-59-2	cis-1,2-Dichloroethene	0.0032	0.043
75-34-3	1,1-Dichloroethane	0.0032	U	10061-01-5	cis-1,3-Dichloropropene	0.0079	U
75-35-4	1,1-Dichloroethene	0.0032	U	110-82-7	Cyclohexane	0.0032	U
120-82-1	1,2,4-Trichlorobenzene	0.0032	U	124-48-1	Dibromochloromethane	0.0079	U
96-12-8	1,2-Dibromo-3-Chloropropa	0.0032	U	75-71-8	Dichlorodifluoromethane	0.0032	U
106-93-4	1,2-Dibromoethane	0.0032	U	100-41-4	Ethylbenzene	0.0016	U
95-50-1	1,2-Dichlorobenzene	0.0032	U	98-82-8	Isopropylbenzene	0.0016	U
107-06-2	1,2-Dichloroethane	0.0032	U	136777612	m&p-Xylenes	0.0016	U
78-87-5	1,2-Dichloropropane	0.0032	U	79-20-9	Methyl Acetate	0.0032	UJ ✓
541-73-1	1,3-Dichlorobenzene	0.0032	U	108-87-2	Methylcyclohexane	0.0032	U
106-46-7	1,4-Dichlorobenzene	0.0032	U	75-09-2	Methylene Chloride	0.0032	U
78-93-3	2-Butanone	0.0079	0.048	1634-04-4	Methyl-t-butyl ether	0.00079	U
591-78-6	2-Hexanone	0.0032	UJ ✓	95-47-6	o-Xylene	0.0016	U
108-10-1	4-Methyl-2-Pentanone	0.0032	UJ ✓	100-42-5	Styrene	0.0032	U
67-64-1	Acetone	0.040	0.21	127-18-4	Tetrachloroethene	0.0032	U
71-43-2	Benzene	0.0016	U	108-88-3	Toluene	0.0016	U
75-27-4	Bromodichloromethane	0.0032	U	156-60-5	trans-1,2-Dichloroethene	0.0032	U
75-25-2	Bromoform	0.0032	U	10061-02-6	trans-1,3-Dichloropropene	0.0079	U
74-83-9	Bromomethane	0.0032	U	79-01-6	Trichloroethene	0.0032	0.010
75-15-0	Carbon Disulfide	0.0032	UJ ✓	75-69-4	Trichlorofluoromethane	0.0032	UJ ✓
56-23-5	Carbon Tetrachloride	0.0032	U	75-01-4	Vinyl Chloride	0.0032	U
108-90-7	Chlorobenzene	0.0032	U	1330-20-7	Xylenes (Total)	0.0016	U

mw
7/7/11

Worksheet #: 192369

Total Target Concentration 0.31

ColumnID: (^) Indicates results from 2nd column

U - Indicates the compound was analyzed but not detected.

B - Indicates the analyte was found in the blank as well as in the sample.

E - Indicates the analyte concentration exceeds the calibration range of the instrument.

R - Retention Time Out

J - Indicates an estimated value when a compound is detected at less than the specified detection limit.

d - Pesticide %Diff>40% between columns due to coelution. Lower concentration used

Form1

ORGANICS VOLATILE REPORT

Sample Number: AC59221-006

Client Id: MW-09 5-6

Data File: 1M68781.D

Analysis Date: 05/26/11 18:17

Date Rec/Extracted: 05/20/11-NA

Column: DB-624 25M 0.200mm ID 1.12um film

Method: EPA 8260B

Matrix: Soil

Initial Vol: 5.02g

Final Vol: NA

Dilution: 0.996

Solids: 81

Units: mg/Kg

Cas #	Compound	RL	Conc	Cas #	Compound	RL	Conc
71-55-6	1,1,1-Trichloroethane	0.0025	U	75-00-3	Chloroethane	0.0025	UJ U
79-34-5	1,1,2,2-Tetrachloroethane	0.0061	U	67-66-3	Chloroform	0.0025	U
76-13-1	1,1,2-Trichloro-1,2,2-trifluor	0.0025	U	74-87-3	Chloromethane	0.0025	U
79-00-5	1,1,2-Trichloroethane	0.0025	U	156-59-2	cis-1,2-Dichloroethene	0.0025	U
75-34-3	1,1-Dichloroethane	0.0025	U	10061-01-5	cis-1,3-Dichloropropene	0.0061	U
75-35-4	1,1-Dichloroethene	0.0025	U	110-82-7	Cyclohexane	0.0025	U
120-82-1	1,2,4-Trichlorobenzene	0.0025	U	124-48-1	Dibromochloromethane	0.0061	U
96-12-8	1,2-Dibromo-3-Chloropropa	0.0025	U	75-71-8	Dichlorodifluoromethane	0.0025	U
106-93-4	1,2-Dibromoethane	0.0025	U	100-41-4	Ethylbenzene	0.0012	U
95-50-1	1,2-Dichlorobenzene	0.0025	U	98-82-8	Isopropylbenzene	0.0012	U
107-06-2	1,2-Dichloroethane	0.0025	U	136777612	m&p-Xylenes	0.0012	U
78-87-5	1,2-Dichloropropane	0.0025	U	79-20-9	Methyl Acetate	0.0025	UJ U
541-73-1	1,3-Dichlorobenzene	0.0025	U	108-87-2	Methylcyclohexane	0.0025	U
106-46-7	1,4-Dichlorobenzene	0.0025	U	75-09-2	Methylene Chloride	0.0025	U
78-93-3	2-Butanone	0.0061	U	1634-04-4	Methyl-t-butyl ether	0.00061	U
591-78-6	2-Hexanone	0.0025	UJ U	95-47-6	o-Xylene	0.0012	U
108-10-1	4-Methyl-2-Pentanone	0.0025	UJ U	100-42-5	Styrene	0.0025	U
67-64-1	Acetone	0.031	U	127-18-4	Tetrachloroethene	0.0025	U
71-43-2	Benzene	0.0012	U	108-88-3	Toluene	0.0012	U
75-27-4	Bromodichloromethane	0.0025	U	156-60-5	trans-1,2-Dichloroethene	0.0025	U
75-25-2	Bromoform	0.0025	U	10061-02-6	trans-1,3-Dichloropropene	0.0061	U
74-83-9	Bromomethane	0.0025	U	79-01-6	Trichloroethene	0.0025	U
75-15-0	Carbon Disulfide	0.0025	UJ U	75-69-4	Trichlorofluoromethane	0.0025	UJ U
56-23-5	Carbon Tetrachloride	0.0025	U	75-01-4	Vinyl Chloride	0.0025	U
108-90-7	Chlorobenzene	0.0025	U	1330-20-7	Xylenes (Total)	0.0012	U

Worksheet #: 192369

Total Target Concentration 0

ColumnID: (^) Indicates results from 2nd column

U - Indicates the compound was analyzed but not detected.

B - Indicates the analyte was found in the blank as well as in the sample.

E - Indicates the analyte concentration exceeds the calibration range of the instrument.

R - Retention Time Out

J - Indicates an estimated value when a compound is detected at less than the specified detection limit.

d - Pesticide %Diff>40% between columns due to coelution. Lower concentration use

7

Form1

ORGANICS VOLATILE REPORT

Sample Number: AC59221-007

Client Id: MW-09 6-7

Data File: 1M68782.D

Analysis Date: 05/26/11 18:34

Date Rec/Extracted: 05/20/11-NA

Column: DB-624 25M 0.200mm ID 1.12um film

Method: EPA 8260B

Matrix: Soil

Initial Vol: 5.1g

Final Vol: NA

Dilution: 0.980

Solids: 83

Units: mg/Kg

Cas #	Compound	RL	Conc	Cas #	Compound	RL	Conc
71-55-6	1,1,1-Trichloroethane	0.0024	U	75-00-3	Chloroethane	0.0024	UJ
79-34-5	1,1,2,2-Tetrachloroethane	0.0059	U	67-66-3	Chloroform	0.0024	U
76-13-1	1,1,2-Trichloro-1,2,2-trifluor	0.0024	U	74-87-3	Chloromethane	0.0024	U
79-00-5	1,1,2-Trichloroethane	0.0024	U	156-59-2	cis-1,2-Dichloroethene	0.0024	U
75-34-3	1,1-Dichloroethane	0.0024	U	10061-01-5	cis-1,3-Dichloropropene	0.0059	U
75-35-4	1,1-Dichloroethene	0.0024	U	110-82-7	Cyclohexane	0.0024	U
120-82-1	1,2,4-Trichlorobenzene	0.0024	U	124-48-1	Dibromochloromethane	0.0059	U
96-12-8	1,2-Dibromo-3-Chloropropa	0.0024	U	75-71-8	Dichlorodifluoromethane	0.0024	U
106-93-4	1,2-Dibromoethane	0.0024	U	100-41-4	Ethylbenzene	0.0012	U
95-50-1	1,2-Dichlorobenzene	0.0024	U	98-82-8	Isopropylbenzene	0.0012	U
107-06-2	1,2-Dichloroethane	0.0024	U	136777612	m&p-Xylenes	0.0012	U
78-87-5	1,2-Dichloropropane	0.0024	U	79-20-9	Methyl Acetate	0.0024	UJ
541-73-1	1,3-Dichlorobenzene	0.0024	U	108-87-2	Methylcyclohexane	0.0024	U
106-46-7	1,4-Dichlorobenzene	0.0024	U	75-09-2	Methylene Chloride	0.0024	U
78-93-3	2-Butanone	0.0059	U	1634-04-4	Methyl-t-butyl ether	0.00059	U
591-78-6	2-Hexanone	0.0024	UJ	95-47-6	o-Xylene	0.0012	U
108-10-1	4-Methyl-2-Pentanone	0.0024	UJ	100-42-5	Styrene	0.0024	U
67-64-1	Acetone	0.030	U	127-18-4	Tetrachloroethene	0.0024	U
71-43-2	Benzene	0.0012	U	108-88-3	Toluene	0.0012	U
75-27-4	Bromodichloromethane	0.0024	U	156-60-5	trans-1,2-Dichloroethene	0.0024	U
75-25-2	Bromoform	0.0024	U	10061-02-6	trans-1,3-Dichloropropene	0.0059	U
74-83-9	Bromomethane	0.0024	U	79-01-6	Trichloroethene	0.0024	U
75-15-0	Carbon Disulfide	0.0024	UJ	75-69-4	Trichlorofluoromethane	0.0024	UJ
56-23-5	Carbon Tetrachloride	0.0024	U	75-01-4	Vinyl Chloride	0.0024	U
108-90-7	Chlorobenzene	0.0024	U	1330-20-7	Xylenes (Total)	0.0012	U

Worksheet #: 192369

Total Target Concentration 0

ColumnID: (^) Indicates results from 2nd column

U - Indicates the compound was analyzed but not detected.

B - Indicates the analyte was found in the blank as well as in the sample.

E - Indicates the analyte concentration exceeds the calibration range of the instrument.

R - Retention Time Out

J - Indicates an estimated value when a compound is detected at less than the specified detection limit.

d - Pesticide %Diff>40% between columns due to coelution. Lower concentration use

8

Form1

ORGANICS VOLATILE REPORT

Sample Number: AC59221-008

Client Id: MW-10 7-8

Data File: 1M68783.D

Analysis Date: 05/26/11 18:50

Date Rec/Extracted: 05/20/11-NA

Column: DB-624 25M 0.200mm ID 1.12um film

Method: EPA 8260B

Matrix: Soil

Initial Vol: 5.05g

Final Vol: NA

Dilution: 0.990

Solids: 75

Units: mg/Kg

Cas #	Compound	RL	Conc	Cas #	Compound	RL	Conc
71-55-6	1,1,1-Trichloroethane	0.0026	U	75-00-3	Chloroethane	0.0026	UJ
79-34-5	1,1,2,2-Tetrachloroethane	0.0066	U	67-66-3	Chloroform	0.0026	U
76-13-1	1,1,2-Trichloro-1,2,2-trifluor	0.0026	U	74-87-3	Chloromethane	0.0026	U
79-00-5	1,1,2-Trichloroethane	0.0026	U	156-59-2	cis-1,2-Dichloroethene	0.0026	U
75-34-3	1,1-Dichloroethane	0.0026	U	10061-01-5	cis-1,3-Dichloropropene	0.0066	U
75-35-4	1,1-Dichloroethene	0.0026	U	110-82-7	Cyclohexane	0.0026	U
120-82-1	1,2,4-Trichlorobenzene	0.0026	U	124-48-1	Dibromochloromethane	0.0066	U
96-12-8	1,2-Dibromo-3-Chloropropa	0.0026	U	75-71-8	Dichlorodifluoromethane	0.0026	U
106-93-4	1,2-Dibromoethane	0.0026	U	100-41-4	Ethylbenzene	0.0013	U
95-50-1	1,2-Dichlorobenzene	0.0026	U	98-82-8	Isopropylbenzene	0.0013	U
107-06-2	1,2-Dichloroethane	0.0026	U	136777612	m&p-Xylenes	0.0013	U
78-87-5	1,2-Dichloropropane	0.0026	U	79-20-9	Methyl Acetate	0.0026	UJ
541-73-1	1,3-Dichlorobenzene	0.0026	U	108-87-2	Methylcyclohexane	0.0026	U
106-46-7	1,4-Dichlorobenzene	0.0026	U	75-09-2	Methylene Chloride	0.0026	U
78-93-3	2-Butanone	0.0066	U	1634-04-4	Methyl-t-butyl ether	0.00066	U
591-78-6	2-Hexanone	0.0026	UJ	95-47-6	o-Xylene	0.0013	U
108-10-1	4-Methyl-2-Pentanone	0.0026	UJ	100-42-5	Styrene	0.0026	U
67-64-1	Acetone	0.033	U	127-18-4	Tetrachloroethene	0.0026	U
71-43-2	Benzene	0.0013	U	108-88-3	Toluene	0.0013	U
75-27-4	Bromodichloromethane	0.0026	U	156-60-5	trans-1,2-Dichloroethene	0.0026	U
75-25-2	Bromoform	0.0026	U	10061-02-6	trans-1,3-Dichloropropene	0.0066	U
74-83-9	Bromomethane	0.0026	U	79-01-6	Trichloroethene	0.0026	U
75-15-0	Carbon Disulfide	0.0026	UJ	75-69-4	Trichlorofluoromethane	0.0026	UJ
56-23-5	Carbon Tetrachloride	0.0026	U	75-01-4	Vinyl Chloride	0.0026	U
108-90-7	Chlorobenzene	0.0026	U	1330-20-7	Xylenes (Total)	0.0013	U

Worksheet #: 192369

Total Target Concentration 0

ColumnID: (^) Indicates results from 2nd column

U - Indicates the compound was analyzed but not detected.

B - Indicates the analyte was found in the blank as well as in the sample.

E - Indicates the analyte concentration exceeds the calibration range of the instrument.

R - Retention Time Out

J - Indicates an estimated value when a compound is detected at less than the specified detection limit.

d - Pesticide %Diff>40% between columns due to coelution. Lower concentration uses

 uw
 7/7/11

9

Form1

ORGANICS VOLATILE REPORT

Sample Number: AC59221-009

Client Id: MW-11 5-6

Data File: 1M68784.D

Analysis Date: 05/26/11 19:07

Date Rec/Extracted: 05/20/11-NA

Column: DB-624 25M 0.200mm ID 1.12um film

Method: EPA 8260B

Matrix: Soil

Initial Vol: 5.08g

Final Vol: NA

Dilution: 0.984

Solids: 90

Units: mg/Kg

Cas #	Compound	RL	Conc	Cas #	Compound	RL	Conc
71-55-6	1,1,1-Trichloroethane	0.0022	U	75-00-3	Chloroethane	0.0022	uJ ✓
79-34-5	1,1,2,2-Tetrachloroethane	0.0055	U	67-66-3	Chloroform	0.0022	U
76-13-1	1,1,2-Trichloro-1,2,2-trifluor	0.0022	U	74-87-3	Chloromethane	0.0022	U
79-00-5	1,1,2-Trichloroethane	0.0022	U	156-59-2	cis-1,2-Dichloroethene	0.0022	U
75-34-3	1,1-Dichloroethane	0.0022	U	10061-01-5	cis-1,3-Dichloropropene	0.0055	U
75-35-4	1,1-Dichloroethene	0.0022	U	110-82-7	Cyclohexane	0.0022	U
120-82-1	1,2,4-Trichlorobenzene	0.0022	U	124-48-1	Dibromochloromethane	0.0055	U
96-12-8	1,2-Dibromo-3-Chloropropa	0.0022	U	75-71-8	Dichlorodifluoromethane	0.0022	U
106-93-4	1,2-Dibromoethane	0.0022	U	100-41-4	Ethylbenzene	0.0011	U
95-50-1	1,2-Dichlorobenzene	0.0022	U	98-82-8	Isopropylbenzene	0.0011	U
107-06-2	1,2-Dichloroethane	0.0022	U	136777612	m&p-Xylenes	0.0011	U
78-87-5	1,2-Dichloropropane	0.0022	U	79-20-9	Methyl Acetate	0.0022	uJ ✓
541-73-1	1,3-Dichlorobenzene	0.0022	U	108-87-2	Methylcyclohexane	0.0022	U
106-46-7	1,4-Dichlorobenzene	0.0022	U	75-09-2	Methylene Chloride	0.0022	U
78-93-3	2-Butanone	0.0055	U	1634-04-4	Methyl-t-butyl ether	0.00055	U
591-78-6	2-Hexanone	0.0022	uJ ✓	95-47-6	o-Xylene	0.0011	U
108-10-1	4-Methyl-2-Pentanone	0.0022	uJ ✓	100-42-5	Styrene	0.0022	U
67-64-1	Acetone	0.027	U	127-18-4	Tetrachloroethene	0.0022	0.0047
71-43-2	Benzene	0.0011	U	108-88-3	Toluene	0.0011	U
75-27-4	Bromodichloromethane	0.0022	U	156-60-5	trans-1,2-Dichloroethene	0.0022	U
75-25-2	Bromoform	0.0022	U	10061-02-6	trans-1,3-Dichloropropene	0.0055	U
74-83-9	Bromomethane	0.0022	U	79-01-6	Trichloroethene	0.0022	U
75-15-0	Carbon Disulfide	0.0022	uJ ✓	75-69-4	Trichlorofluoromethane	0.0022	uJ ✓
56-23-5	Carbon Tetrachloride	0.0022	U	75-01-4	Vinyl Chloride	0.0022	U
108-90-7	Chlorobenzene	0.0022	U	1330-20-7	Xylenes (Total)	0.0011	U

Worksheet #: 192369

Total Target Concentration 0.0047

ColumnID: (^) Indicates results from 2nd column

U - Indicates the compound was analyzed but not detected.

B - Indicates the analyte was found in the blank as well as in the sample.

E - Indicates the analyte concentration exceeds the calibration range of the instrument.

R - Retention Time Out

J - Indicates an estimated value when a compound is detected at less than the specified detection limit.

d - Pesticide %Diff>40% between columns due to coelution. Lower concentration use.

MW
7/7/11

Form1

ORGANICS VOLATILE REPORT

Sample Number: AC59221-010

Client Id: MW-11 13-14

Data File: 1M68785.D

Analysis Date: 05/26/11 19:23

Date Rec/Extracted: 05/20/11-NA

Column: DB-624 25M 0.200mm ID 1.12um film

Method: EPA 8260B

Matrix: Soil

Initial Vol: 5.04g

Final Vol: NA

Dilution: 0.992

Solids: 76

Use
Reanalysis

Units: mg/Kg

Cas #	Compound	RL	Conc	Cas #	Compound	RL	Conc
71-55-6	1,1,1-Trichloroethane	0.0026	U	75-00-3	Chloroethane	0.0026	UJ
79-34-5	1,1,2,2-Tetrachloroethane	0.0065	UJ	67-66-3	Chloroform	0.0026	U
76-13-1	1,1,2-Trichloro-1,2,2-trifluor	0.0026	U	74-87-3	Chloromethane	0.0026	U
79-00-5	1,1,2-Trichloroethane	0.0026	UJ	156-59-2	cis-1,2-Dichloroethene	0.0026	U
75-34-3	1,1-Dichloroethane	0.0026	U	10061-01-5	cis-1,3-Dichloropropene	0.0065	UJ
75-35-4	1,1-Dichloroethene	0.0026	U	110-82-7	Cyclohexane	0.0026	U
120-82-1	1,2,4-Trichlorobenzene	0.0026	UJ	124-48-1	Dibromochloromethane	0.0065	UJ
96-12-8	1,2-Dibromo-3-Chloropropa	0.0026	U	75-71-8	Dichlorodifluoromethane	0.0026	U
106-93-4	1,2-Dibromoethane	0.0026	UJ	100-41-4	Ethylbenzene	0.0013	UJ
95-50-1	1,2-Dichlorobenzene	0.0026	UJ	98-82-8	Isopropylbenzene	0.0013	UJ
107-06-2	1,2-Dichloroethane	0.0026	U	136777612	m&p-Xylenes	0.0013	UJ
78-87-5	1,2-Dichloropropane	0.0026	U	79-20-9	Methyl Acetate	0.0026	UJ
541-73-1	1,3-Dichlorobenzene	0.0026	UJ	108-87-2	Methylcyclohexane	0.0026	U
106-46-7	1,4-Dichlorobenzene	0.0026	UJ	75-09-2	Methylene Chloride	0.0026	U
78-93-3	2-Butanone	0.0065	U	1634-04-4	Methyl-t-butyl ether	0.00065	U
591-78-6	2-Hexanone	0.0026	UJ	95-47-6	o-Xylene	0.0013	UJ
108-10-1	4-Methyl-2-Pentanone	0.0026	UJ	100-42-5	Styrene	0.0026	UJ
67-64-1	Acetone	0.033	U	127-18-4	Tetrachloroethene	0.0026	UJ
71-43-2	Benzene	0.0013	U	108-88-3	Toluene	0.0013	UJ
75-27-4	Bromodichloromethane	0.0026	U	156-60-5	trans-1,2-Dichloroethene	0.0026	U
75-25-2	Bromoform	0.0026	UJ	10061-02-6	trans-1,3-Dichloropropene	0.0065	UJ
74-83-9	Bromomethane	0.0026	U	79-01-6	Trichloroethene	0.0026	U
75-15-0	Carbon Disulfide	0.0026	UJ	75-69-4	Trichlorofluoromethane	0.0026	UJ
56-23-5	Carbon Tetrachloride	0.0026	U	75-01-4	Vinyl Chloride	0.0026	U
108-90-7	Chlorobenzene	0.0026	UJ	1330-20-7	Xylenes (Total)	0.0013	U

Worksheet #: 192369

Total Target Concentration 0

ColumnID: (^) Indicates results from 2nd column

U - Indicates the compound was analyzed but not detected.

B - Indicates the analyte was found in the blank as well as in the sample.

E - Indicates the analyte concentration exceeds the calibration range of the instrument.

R - Retention Time Out

J - Indicates an estimated value when a compound is detected at less than the specified detection limit.

d - Pesticide %Diff>40% between columns due to coelution. Lower concentration use.

mw
7/7/11

10 RE

Form1

ORGANICS VOLATILE REPORT

Sample Number: AC59221-010 RE

Client Id: MW-11 13-14

Data File: 1M68821.D

Analysis Date: 05/27/11 09:32

Date Rec/Extracted: 05/20/11-NA

Column: DB-624 25M 0.200mm ID 1.12um film

Method: EPA 8260B

Matrix: Soil

Initial Vol: 5.32g

Final Vol: NA

Dilution: 0.940

Solids: 76

Units: mg/Kg

Cas #	Compound	RL	Conc	Cas #	Compound	RL	Conc
71-55-6	1,1,1-Trichloroethane	0.0025	U	75-00-3	Chloroethane	0.0025	U
79-34-5	1,1,2,2-Tetrachloroethane	0.0062	UJ	67-66-3	Chloroform	0.0025	U
76-13-1	1,1,2-Trichloro-1,2,2-trifluor	0.0025	U	74-87-3	Chloromethane	0.0025	UJ
79-00-5	1,1,2-Trichloroethane	0.0025	U	156-59-2	cis-1,2-Dichloroethene	0.0025	U
75-34-3	1,1-Dichloroethane	0.0025	UJ	10061-01-5	cis-1,3-Dichloropropene	0.0062	U
75-35-4	1,1-Dichloroethene	0.0025	U	110-82-7	Cyclohexane	0.0025	U
120-82-1	1,2,4-Trichlorobenzene	0.0025	UJ	124-48-1	Dibromochloromethane	0.0062	U
96-12-8	1,2-Dibromo-3-Chloropropa	0.0025	U	75-71-8	Dichlorodifluoromethane	0.0025	U
106-93-4	1,2-Dibromoethane	0.0025	U	100-41-4	Ethylbenzene	0.0012	UJ
95-50-1	1,2-Dichlorobenzene	0.0025	UJ	98-82-8	Isopropylbenzene	0.0012	UJ
107-06-2	1,2-Dichloroethane	0.0025	U	136777612	m&p-Xylenes	0.0012	UJ
78-87-5	1,2-Dichloropropane	0.0025	U	79-20-9	Methyl Acetate	0.0025	UJ
541-73-1	1,3-Dichlorobenzene	0.0025	UJ	108-87-2	Methylcyclohexane	0.0025	U
106-46-7	1,4-Dichlorobenzene	0.0025	UJ	75-09-2	Methylene Chloride	0.0025	UJ
78-93-3	2-Butanone	0.0062	U	1634-04-4	Methyl-t-butyl ether	0.00062	UJ
591-78-6	2-Hexanone	0.0025	UJ	95-47-6	o-Xylene	0.0012	UJ
108-10-1	4-Methyl-2-Pentanone	0.0025	UJ	100-42-5	Styrene	0.0025	UJ
67-64-1	Acetone	0.031	UJ	127-18-4	Tetrachloroethene	0.0025	U
71-43-2	Benzene	0.0012	U	108-88-3	Toluene	0.0012	U
75-27-4	Bromodichloromethane	0.0025	UJ	156-60-5	trans-1,2-Dichloroethene	0.0025	U
75-25-2	Bromoform	0.0025	UJ	10061-02-6	trans-1,3-Dichloropropene	0.0062	U
74-83-9	Bromomethane	0.0025	U	79-01-6	Trichloroethene	0.0025	UJ
75-15-0	Carbon Disulfide	0.0025	UJ	75-69-4	Trichlorofluoromethane	0.0025	UJ
56-23-5	Carbon Tetrachloride	0.0025	U	75-01-4	Vinyl Chloride	0.0025	U
108-90-7	Chlorobenzene	0.0025	U	1330-20-7	Xylenes (Total)	0.0012	U

Ans
7/7/11

Worksheet #: 192366

Total Target Concentration 0

ColumnID: (^) Indicates results from 2nd column

U - Indicates the compound was analyzed but not detected.

B - Indicates the analyte was found in the blank as well as in the sample.

E - Indicates the analyte concentration exceeds the calibration range of the instrument.

R - Retention Time Out

J - Indicates an estimated value when a compound is detected at less than the specified detection limit.

d - Pesticide %Diff>40% between columns due to coelution. Lower concentration use.

Form1

ORGANICS VOLATILE REPORT

Sample Number: AC59221-013

Client Id: Duplicate

Data File: 1M68824.D

Analysis Date: 05/27/11 10:22

Date Rec/Extracted: 05/20/11-NA

Column: DB-624 25M 0.200mm ID 1.12um film

Method: EPA 8260B

Matrix: Soil

Initial Vol: 5.33g

Final Vol: NA

Dilution: 0.938

Solids: 87

Units: mg/Kg

Cas #	Compound	RL	Conc	Cas #	Compound	RL	Conc
71-55-6	1,1,1-Trichloroethane	0.0022	U	75-00-3	Chloroethane	0.0022	U
79-34-5	1,1,2,2-Tetrachloroethane	0.0054	UJ	67-66-3	Chloroform	0.0022	U
76-13-1	1,1,2-Trichloro-1,2,2-trifluor	0.0022	U	74-87-3	Chloromethane	0.0022	UJ
79-00-5	1,1,2-Trichloroethane	0.0022	U	156-59-2	cis-1,2-Dichloroethene	0.0022	U
75-34-3	1,1-Dichloroethane	0.0022	UJ	10061-01-5	cis-1,3-Dichloropropene	0.0054	U
75-35-4	1,1-Dichloroethene	0.0022	U	110-82-7	Cyclohexane	0.0022	U
120-82-1	1,2,4-Trichlorobenzene	0.0022	UJ	124-48-1	Dibromochloromethane	0.0054	U
96-12-8	1,2-Dibromo-3-Chloropropa	0.0022	U	75-71-8	Dichlorodifluoromethane	0.0022	U
106-93-4	1,2-Dibromoethane	0.0022	U	100-41-4	Ethylbenzene	0.0011	UJ
95-50-1	1,2-Dichlorobenzene	0.0022	UJ	98-82-8	Isopropylbenzene	0.0011	UJ
107-06-2	1,2-Dichloroethane	0.0022	U	136777612	m&p-Xylenes	0.0011	UJ
78-87-5	1,2-Dichloropropane	0.0022	U	79-20-9	Methyl Acetate	0.0022	UJ
541-73-1	1,3-Dichlorobenzene	0.0022	UJ	108-87-2	Methylcyclohexane	0.0022	U
106-46-7	1,4-Dichlorobenzene	0.0022	UJ	75-09-2	Methylene Chloride	0.0022	UJ
78-93-3	2-Butanone	0.0054	U	1634-04-4	Methyl-t-butyl ether	0.00054	UJ
591-78-6	2-Hexanone	0.0022	UJ	95-47-6	o-Xylene	0.0011	UJ
108-10-1	4-Methyl-2-Pentanone	0.0022	UJ	100-42-5	Styrene	0.0022	UJ
67-64-1	Acetone	0.027	UJ	127-18-4	Tetrachloroethene	0.0022	U
71-43-2	Benzene	0.0011	U	108-88-3	Toluene	0.0011	U
75-27-4	Bromodichloromethane	0.0022	UJ	156-60-5	trans-1,2-Dichloroethene	0.0022	U
75-25-2	Bromoform	0.0022	UJ	10061-02-6	trans-1,3-Dichloropropene	0.0054	U
74-83-9	Bromomethane	0.0022	U	79-01-6	Trichloroethene	0.0022	UJ
75-15-0	Carbon Disulfide	0.0022	UJ	75-69-4	Trichlorofluoromethane	0.0022	UJ
56-23-5	Carbon Tetrachloride	0.0022	U	75-01-4	Vinyl Chloride	0.0022	U
108-90-7	Chlorobenzene	0.0022	U	1330-20-7	Xylenes (Total)	0.0011	U

Worksheet #: 192369

Total Target Concentration 0

ColumnID: (^) Indicates results from 2nd column

U - Indicates the compound was analyzed but not detected.

B - Indicates the analyte was found in the blank as well as in the sample.

E - Indicates the analyte concentration exceeds the calibration range of the instrument.

R - Retention Time Out

J - Indicates an estimated value when a compound is detected at less than the specified detection limit.

d - Pesticide %Diff>40% between columns due to coelution. Lower concentration use.

**DATA USABILITY SUMMARY REPORT
DAMSHIRE CLEANERS**

Client: EA Engineering, Science & Technology, Inc., Syracuse, New York
SDG: AC59335
Laboratory: Hampton Clarke-Veritech, Fairfield, New Jersey
Site: Former Damshire Cleaners, Albany, New York
Date: July 26, 2011

EDS ID	Client Sample ID	Laboratory Sample ID	Matrix
1	MW-01	AC59335-001	Water
2	MW-02	AC59335-002	Water
3	MW-03	AC59335-003	Water
4	MW-04	AC59335-004	Water
5	MW-05	AC59335-005	Water
6	MW-06	AC59335-006	Water
7	MW-07	AC59335-007	Water
8	MW-08	AC59335-008	Water
9MS	MW-08MS	AC59335-009MS	Water
10MSD	MW-08MSD	AC59335-010MSD	Water
11	MW-09	AC59335-011	Water
12	MW-10	AC59335-012	Water
13	MW-11	AC59335-013	Water
14	DUPLICATE	AC59335-014	Water

A Data Usability Summary Review was performed on the analytical data for twelve water samples collected May 25, 2011 by EA Engineering at the Damshire Cleaners site in Albany, New York. The samples were analyzed under Environmental Protection Agency (USEPA) *“Test Methods for the Evaluation of Solid Waste, USEPA SW-846, Third Edition, September 1986, with revisions”*.

Specific method references are as follows:

Analysis
VOC

Method References
USEPA SW-846 Method 8260B

The data have been validated according to the protocols and quality control (QC) requirements of the analytical methods and the USEPA Region II Data Review Standard Operating Procedures (SOPs) as follows:

- SOP Number HW-24, Revision 2, August 2008: Validating Volatile Organic Compounds by SW-846 Method 8260B;
- and the reviewer's professional judgment.

Organics

The following items/criteria were reviewed:

- Data Completeness
- Holding times and sample preservation
- Surrogate Spike recoveries
- Matrix Spike/Matrix Spike Duplicate (MS/MSD) recoveries
- Laboratory Control Sample/Duplicate (LCS/LCSD) recoveries
- Method blank and field blank contamination
- Gas Chromatography (GC)/Mass Spectroscopy (MS) tuning
- Initial and continuing calibration summaries
- Compound Quantitation
- Internal standard area and retention time summary forms
- Field Duplicate sample precision

Overall Usability Issues:

There were no rejections of data.

Overall the data is acceptable for the intended purposes. Data were qualified for the following deficiencies.

- Several compounds were qualified as estimated in all samples due to high continuing calibration %D values.

Please note that any results qualified (U) due to blank contamination may be then qualified (J) due to another action. Therefore, the results may be qualified (UJ) due to the culmination of the blank contaminations and actions from other exceedences of QC criteria.

Data Completeness

- The data is a complete Category B data package as defined under the requirements for the NYS Department of Environmental Conservation Analytical Services Protocol.

Volatile Organic Compounds

Holding Times

- All samples were analyzed within 14 days for preserved water samples.

Surrogate Spike Recoveries

- All samples exhibited acceptable surrogate %R values.

Matrix Spike/Matrix Spike Duplicate (MS/MSD) Recoveries

- The MS/MSD sample exhibited acceptable %R and RPD values.

Laboratory Control Samples

- The LCS samples exhibited acceptable %R values.

Method Blank

- The method blanks were free of contamination.

Field Blank

- Field QC samples were not included in this data package.

GC/MS Tuning

- All criteria were met.

Initial Calibration

- All %RSD and/or correlation coefficient criteria were met.

Continuing Calibration

- The following table presents compounds that exceeded 20 percent deviation (%D) and/or RRF values <0.05 in the continuing calibration (CCAL). A low RRF indicates poor instrument sensitivity for these compounds. Positive results for these compounds in the affected samples are considered estimated and qualified (J). Non-detect results for these compounds in the affected samples are rejected (R) and are unusable for project objectives. A high %D may indicate a potential high or low bias. All results for these compounds in affected samples are considered estimated and qualified (J/UJ).

CCAL Date	Compound	%D/RRF	Qualifier	Affected Samples
06/01/11	Chloromethane	27.44%	J/UJ	All samples
	Carbon disulfide	50.79%	J/UJ	
	Methyl acetate	24.73%	J/UJ	
	Methyl-t-butyl ether	35.92%	J/UJ	
	cis-1,3-Dichloropropene	21.50%	J/UJ	
	trans-1,3-Dichloropropene	24.24%	J/UJ	
	4-Methyl-2-pentanone	50.35%	J/UJ	
	2-Hexanone	51.37%	J/UJ	

CCAL Date	Compound	%D/RRF	Qualifier	Affected Samples
06/01/11	1,2-Dibromo-3-chloropropane	33.06%	J/UJ	All samples
	1,2,4-Trichlorobenzene	20.50%	J/UJ	

Compound Quantitation

- Several samples were analyzed at various dilutions due to high concentrations of target compounds.

Internal Standard (IS) Area Performance

- All internal standards met response and retention time (RT) criteria.

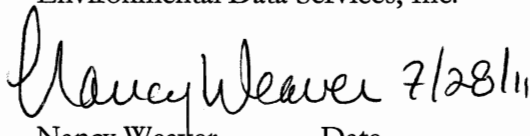
Field Duplicate Sample Precision

- Field duplicate results are summarized below. The precision was acceptable.

Compound	MW-05 ug/L	DUPLICATE ug/L	RPD	Qualifier
cis-1,2-Dichloroethene	260	240	8%	None
Tetrachloroethene	25000	34000	31%	None
Trichloroethene	6500	7900	19%	None

Please contact the undersigned at (757) 564-0090 if you have any questions or need further information.

Very truly yours,
Environmental Data Services, Inc.


Nancy Weaver Date
Senior Chemist

Data Qualifiers

- J = The analyte was positively identified; the associated numerical value is the approximate concentration of the analyte in the sample.
- UJ = The analyte was not detected above the sample reporting limit; and the reporting limit is approximate.
- U = The analyte was analyzed for, but was not detected above the sample reporting limit.
- R = The sample results is rejected due to serious deficiencies. The presence or absence of the analyte cannot be verified.

Form1

ORGANICS VOLATILE REPORT

Sample Number: AC59335-001

Client Id: MW-01

Data File: 2M67548.D

Analysis Date: 05/31/11 15:12

Date Rec/Extracted: 05/26/11-NA

Column: DB-624 25M 0.200mm ID 1.12um film

Method: EPA 8260B

Matrix: Aqueous

Initial Vol: 5ml

Final Vol: NA

Dilution: 1.00

Solids: 0

Units: ug/L

Cas #	Compound	RL	Conc	Cas #	Compound	RL	Conc
71-55-6	1,1,1-Trichloroethane	1.0	U	75-00-3	Chloroethane	1.0	U
79-34-5	1,1,2,2-Tetrachloroethane	1.0	U	67-66-3	Chloroform	1.0	U
76-13-1	1,1,2-Trichloro-1,2,2-trifluor	1.0	U	74-87-3	Chloromethane	1.0	UJ
79-00-5	1,1,2-Trichloroethane	1.0	U	156-59-2	cis-1,2-Dichloroethene	1.0	U
75-34-3	1,1-Dichloroethane	1.0	U	10061-01-5	cis-1,3-Dichloropropene	1.0	UJ
75-35-4	1,1-Dichloroethene	1.0	U	110-82-7	Cyclohexane	1.0	U
120-82-1	1,2,4-Trichlorobenzene	1.0	UJ	124-48-1	Dibromochloromethane	1.0	U
96-12-8	1,2-Dibromo-3-Chloropropa	1.0	UJ	75-71-8	Dichlorodifluoromethane	1.0	U
106-93-4	1,2-Dibromoethane	1.0	U	100-41-4	Ethylbenzene	1.0	U
95-50-1	1,2-Dichlorobenzene	1.0	U	98-82-8	Isopropylbenzene	1.0	U
107-06-2	1,2-Dichloroethane	0.50	U	136777612	m&p-Xylenes	1.0	U
78-87-5	1,2-Dichloropropane	1.0	U	79-20-9	Methyl Acetate	1.0	UJ
541-73-1	1,3-Dichlorobenzene	1.0	U	108-87-2	Methylcyclohexane	1.0	U
106-46-7	1,4-Dichlorobenzene	1.0	U	75-09-2	Methylene Chloride	1.0	U
78-93-3	2-Butanone	1.0	U	1634-04-4	Methyl-t-butyl ether	0.50	UJ
591-78-6	2-Hexanone	1.0	UJ	95-47-6	o-Xylene	1.0	U
108-10-1	4-Methyl-2-Pentanone	1.0	UJ	100-42-5	Styrene	1.0	U
67-64-1	Acetone	10	U	127-18-4	Tetrachloroethene	1.0	U
71-43-2	Benzene	0.50	U	108-88-3	Toluene	1.0	U
75-27-4	Bromodichloromethane	1.0	U	156-60-5	trans-1,2-Dichloroethene	1.0	U
75-25-2	Bromoform	1.0	U	10061-02-6	trans-1,3-Dichloropropene	1.0	UJ
74-83-9	Bromomethane	1.0	U	79-01-6	Trichloroethene	1.0	U
75-15-0	Carbon Disulfide	1.0	UJ	75-69-4	Trichlorofluoromethane	1.0	U
56-23-5	Carbon Tetrachloride	1.0	U	75-01-4	Vinyl Chloride	1.0	U
108-90-7	Chlorobenzene	1.0	U	1330-20-7	Xylenes (Total)	1.0	U

NW 7/26/11

Worksheet #: 193017

Total Target Concentration 0

ColumnID: (^) Indicates results from 2nd column

U - Indicates the compound was analyzed but not detected.

B - Indicates the analyte was found in the blank as well as in the sample.

E - Indicates the analyte concentration exceeds the calibration range of the instrument.

R - Retention Time Out

J - Indicates an estimated value when a compound is detected at less than the specified detection limit.

d - Pesticide %Diff>40% between columns due to coelution. Lower concentration u

2

Form1

ORGANICS VOLATILE REPORT

Sample Number: AC59335-002
 Client Id: MW-02
 Data File: 2M67550.D
 Analysis Date: 05/31/11 15:44
 Date Rec/Extracted: 05/26/11-NA
 Column: DB-624 25M 0.200mm ID 1.12um film

Method: EPA 8260B
 Matrix: Aqueous
 Initial Vol: 5ml
 Final Vol: NA
 Dilution: 1.00
 Solids: 0

Units: ug/L

Cas #	Compound	RL	Conc	Cas #	Compound	RL	Conc
71-55-6	1,1,1-Trichloroethane	1.0	U	75-00-3	Chloroethane	1.0	U
79-34-5	1,1,2,2-Tetrachloroethane	1.0	U	67-66-3	Chloroform	1.0	U
76-13-1	1,1,2-Trichloro-1,2,2-trifluor	1.0	U	74-87-3	Chloromethane	1.0	U J
79-00-5	1,1,2-Trichloroethane	1.0	U	156-59-2	cis-1,2-Dichloroethene	1.0	320
75-34-3	1,1-Dichloroethane	1.0	U	10061-01-5	cis-1,3-Dichloropropene	1.0	U J
75-35-4	1,1-Dichloroethene	1.0	1.1	110-82-7	Cyclohexane	1.0	U
120-82-1	1,2,4-Trichlorobenzene	1.0	U J	124-48-1	Dibromochloromethane	1.0	U
96-12-8	1,2-Dibromo-3-Chloropropa	1.0	U J	75-71-8	Dichlorodifluoromethane	1.0	U
106-93-4	1,2-Dibromoethane	1.0	U	100-41-4	Ethylbenzene	1.0	U
95-50-1	1,2-Dichlorobenzene	1.0	U	98-82-8	Isopropylbenzene	1.0	U
107-06-2	1,2-Dichloroethane	0.50	U	136777612	m&p-Xylenes	1.0	U
78-87-5	1,2-Dichloropropane	1.0	U	79-20-9	Methyl Acetate	1.0	U J
541-73-1	1,3-Dichlorobenzene	1.0	U	108-87-2	Methylcyclohexane	1.0	U
106-46-7	1,4-Dichlorobenzene	1.0	U	75-09-2	Methylene Chloride	1.0	U
78-93-3	2-Butanone	1.0	U	1634-04-4	Methyl-t-butyl ether	0.50	U J
591-78-6	2-Hexanone	1.0	U J	95-47-6	o-Xylene	1.0	U
108-10-1	4-Methyl-2-Pentanone	1.0	U J	100-42-5	Styrene	1.0	U
67-64-1	Acetone	10	U	127-18-4	Tetrachloroethene	1.0	13
71-43-2	Benzene	0.50	U	108-88-3	Toluene	1.0	U
75-27-4	Bromodichloromethane	1.0	U	156-60-5	trans-1,2-Dichloroethene	1.0	3.1
75-25-2	Bromoform	1.0	U	10061-02-6	trans-1,3-Dichloropropene	1.0	U J
74-83-9	Bromomethane	1.0	U	79-01-6	Trichloroethene	1.0	8.5
75-15-0	Carbon Disulfide	1.0	U J	75-69-4	Trichlorofluoromethane	1.0	U
56-23-5	Carbon Tetrachloride	1.0	U	75-01-4	Vinyl Chloride	1.0	U
108-90-7	Chlorobenzene	1.0	U	1330-20-7	Xylenes (Total)	1.0	U

NW 7/26/11

Worksheet #: 193017

Total Target Concentration 350

ColumnID: (^) Indicates results from 2nd column

U - Indicates the compound was analyzed but not detected.

B - Indicates the analyte was found in the blank as well as in the sample.

E - Indicates the analyte concentration exceeds the calibration range of the instrument.

R - Retention Time Out

J - Indicates an estimated value when a compound is detected at less than the specified detection limit.

d - Pesticide %Diff>40% between columns due to coelution. Lower concentration u

Form1
ORGANICS VOLATILE REPORT

3

Sample Number: AC59335-003

Client Id: MW-03

Data File: 2M67551.D

Analysis Date: 05/31/11 16:00

Date Rec/Extracted: 05/26/11-NA

Column: DB-624 25M 0.200mm ID 1.12um film

Method: EPA 8260B

Matrix: Aqueous

Initial Vol: 5ml

Final Vol: NA

Dilution: 1.00

Solids: 0

Units: ug/L

Cas #	Compound	RL	Conc	Cas #	Compound	RL	Conc
71-55-6	1,1,1-Trichloroethane	1.0	U	75-00-3	Chloroethane	1.0	U
79-34-5	1,1,2,2-Tetrachloroethane	1.0	U	67-66-3	Chloroform	1.0	U
76-13-1	1,1,2-Trichloro-1,2,2-trifluor	1.0	U	74-87-3	Chloromethane	1.0	UJ ✓
79-00-5	1,1,2-Trichloroethane	1.0	U	156-59-2	cis-1,2-Dichloroethene	1.0	27
75-34-3	1,1-Dichloroethane	1.0	U	10061-01-5	cis-1,3-Dichloropropene	1.0	UJ ✓
75-35-4	1,1-Dichloroethene	1.0	U	110-82-7	Cyclohexane	1.0	U
120-82-1	1,2,4-Trichlorobenzene	1.0	UJ ✓	124-48-1	Dibromochloromethane	1.0	U
96-12-8	1,2-Dibromo-3-Chloropropa	1.0	UJ ✓	75-71-8	Dichlorodifluoromethane	1.0	U
106-93-4	1,2-Dibromoethane	1.0	U	100-41-4	Ethylbenzene	1.0	U
95-50-1	1,2-Dichlorobenzene	1.0	U	98-82-8	Isopropylbenzene	1.0	U
107-06-2	1,2-Dichloroethane	0.50	U	136777612	m&p-Xylenes	1.0	U
78-87-5	1,2-Dichloropropane	1.0	U	79-20-9	Methyl Acetate	1.0	UJ ✓
541-73-1	1,3-Dichlorobenzene	1.0	U	108-87-2	Methylcyclohexane	1.0	U
106-46-7	1,4-Dichlorobenzene	1.0	U	75-09-2	Methylene Chloride	1.0	U
78-93-3	2-Butanone	1.0	U	1634-04-4	Methyl-t-butyl ether	0.50	UJ ✓
591-78-6	2-Hexanone	1.0	UJ ✓	95-47-6	o-Xylene	1.0	U
108-10-1	4-Methyl-2-Pentanone	1.0	UJ ✓	100-42-5	Styrene	1.0	U
67-64-1	Acetone	10	U	127-18-4	Tetrachloroethene	1.0	6.5
71-43-2	Benzene	0.50	U	108-88-3	Toluene	1.0	U
75-27-4	Bromodichloromethane	1.0	U	156-60-5	trans-1,2-Dichloroethene	1.0	U
75-25-2	Bromoform	1.0	U	10061-02-6	trans-1,3-Dichloropropene	1.0	UJ ✓
74-83-9	Bromomethane	1.0	U	79-01-6	Trichloroethene	1.0	9.0
75-15-0	Carbon Disulfide	1.0	UJ ✓	75-69-4	Trichlorofluoromethane	1.0	U
56-23-5	Carbon Tetrachloride	1.0	U	75-01-4	Vinyl Chloride	1.0	U
108-90-7	Chlorobenzene	1.0	U	1330-20-7	Xylenes (Total)	1.0	U

MW 7/26/11

Worksheet #: 193017

Total Target Concentration 42

ColumnID: (^) Indicates results from 2nd column

U - Indicates the compound was analyzed but not detected.

B - Indicates the analyte was found in the blank as well as in the sample.

E - Indicates the analyte concentration exceeds the calibration range of the instrument.

R - Retention Time Out

J - Indicates an estimated value when a compound is detected at less than the specified detection limit.

d - Pesticide %Diff>40% between columns due to coelution. Lower concentration u.

Form1

ORGANICS VOLATILE REPORT

4

Sample Number: AC59335-004(500X)

Method: EPA 8260B

Client Id: MW-04

Matrix: Aqueous

Data File: 3M93536.D

Initial Vol: 5ml

Analysis Date: 06/01/11 13:19

Final Vol: NA

Date Rec/Extracted: 05/26/11-NA

Dilution: 500

Column: DB-624 25M 0.200mm ID 1.12um film

Solids: 0

Units: ug/L

Cas #	Compound	RL	Conc	Cas #	Compound	RL	Conc
71-55-6	1,1,1-Trichloroethane	500	U	75-00-3	Chloroethane	500	U
79-34-5	1,1,2,2-Tetrachloroethane	500	U	67-66-3	Chloroform	500	U
76-13-1	1,1,2-Trichloro-1,2,2-trifluor	500	U	74-87-3	Chloromethane	500	U J B
79-00-5	1,1,2-Trichloroethane	500	U	156-59-2	cis-1,2-Dichloroethene	500	U
75-34-3	1,1-Dichloroethane	500	U	10061-01-5	cis-1,3-Dichloropropene	500	U J B
75-35-4	1,1-Dichloroethene	500	U	110-82-7	Cyclohexane	500	U
120-82-1	1,2,4-Trichlorobenzene	500	U J B	124-48-1	Dibromochloromethane	500	U
96-12-8	1,2-Dibromo-3-Chloropropa	500	U J B	75-71-8	Dichlorodifluoromethane	500	U
106-93-4	1,2-Dibromoethane	500	U	100-41-4	Ethylbenzene	500	U
95-50-1	1,2-Dichlorobenzene	500	U	98-82-8	Isopropylbenzene	500	U
107-06-2	1,2-Dichloroethane	250	U	136777612	m&p-Xylenes	500	U
78-87-5	1,2-Dichloropropane	250	U	79-20-9	Methyl Acetate	500	U J B
541-73-1	1,3-Dichlorobenzene	500	U	108-87-2	Methylcyclohexane	500	U
106-46-7	1,4-Dichlorobenzene	500	U	75-09-2	Methylene Chloride	500	U
78-93-3	2-Butanone	500	U	1634-04-4	Methyl-t-butyl ether	250	U J B
591-78-6	2-Hexanone	500	U J B	95-47-6	o-Xylene	500	U
108-10-1	4-Methyl-2-Pentanone	500	U J B	100-42-5	Styrene	500	U
67-64-1	Acetone	5000	U	127-18-4	Tetrachloroethene	500	48000
71-43-2	Benzene	250	U	108-88-3	Toluene	500	U
75-27-4	Bromodichloromethane	300	U	156-60-5	trans-1,2-Dichloroethene	500	U
75-25-2	Bromoform	500	U	10061-02-6	trans-1,3-Dichloropropene	500	U J B
74-83-9	Bromomethane	500	U	79-01-6	Trichloroethene	500	500
75-15-0	Carbon Disulfide	500	U J B	75-69-4	Trichlorofluoromethane	500	U
56-23-5	Carbon Tetrachloride	500	U	75-01-4	Vinyl Chloride	500	U
108-90-7	Chlorobenzene	500	U	1330-20-7	Xylenes (Total)	500	U

NW 7/26/11

Worksheet #: 193017

Total Target Concentration 48000

ColumnID: (^) Indicates results from 2nd column

U - Indicates the compound was analyzed but not detected.

B - Indicates the analyte was found in the blank as well as in the sample.

E - Indicates the analyte concentration exceeds the calibration range of the instrument.

R - Retention Time Out

J - Indicates an estimated value when a compound is detected at less than the specified detection limit.

d - Pesticide %Diff>40% between columns due to coelution. Lower concentration u

Form1

ORGANICS VOLATILE REPORT

5

Sample Number: AC59335-005(100X)

Method: EPA 8260B

Client Id: MW-05

Matrix: Aqueous

Data File: 2M67543.D

Initial Vol: 5ml

Analysis Date: 05/31/11 13:53

Final Vol: NA

Date Rec/Extracted: 05/26/11-NA

Dilution: 100

Column: DB-624 25M 0.200mm ID 1.12um film

Solids: 0

Units: ug/L

Cas #	Compound	RL	Conc	Cas #	Compound	RL	Conc
71-55-6	1,1,1-Trichloroethane	100	U	75-00-3	Chloroethane	100	U
79-34-5	1,1,2,2-Tetrachloroethane	100	U	67-66-3	Chloroform	100	U
76-13-1	1,1,2-Trichloro-1,2,2-trifluor	100	U	74-87-3	Chloromethane	100	UJ
79-00-5	1,1,2-Trichloroethane	100	U	156-59-2	cis-1,2-Dichloroethene	100	260
75-34-3	1,1-Dichloroethane	100	U	10061-01-5	cis-1,3-Dichloropropene	100	UJ
75-35-4	1,1-Dichloroethene	100	U	110-82-7	Cyclohexane	100	U
120-82-1	1,2,4-Trichlorobenzene	100	UJ	124-48-1	Dibromochloromethane	100	U
96-12-8	1,2-Dibromo-3-Chloropropa	100	UJ	75-71-8	Dichlorodifluoromethane	100	U
106-93-4	1,2-Dibromoethane	100	U	100-41-4	Ethylbenzene	100	U
95-50-1	1,2-Dichlorobenzene	100	U	98-82-8	Isopropylbenzene	100	U
107-06-2	1,2-Dichloroethane	50	U	136777612	m&p-Xylenes	100	U
78-87-5	1,2-Dichloropropane	100	U	79-20-9	Methyl Acetate	100	UJ
541-73-1	1,3-Dichlorobenzene	100	U	108-87-2	Methylcyclohexane	100	U
106-46-7	1,4-Dichlorobenzene	100	U	75-09-2	Methylene Chloride	100	U
78-93-3	2-Butanone	100	U	1634-04-4	Methyl-t-butyl ether	50	UJ
591-78-6	2-Hexanone	100	UJ	95-47-6	o-Xylene	100	U
108-10-1	4-Methyl-2-Pentanone	100	UJ	100-42-5	Styrene	100	U
67-64-1	Acetone	1000	U	127-18-4	Tetrachloroethene	100	25000
71-43-2	Benzene	50	U	108-88-3	Toluene	100	U
75-27-4	Bromodichloromethane	100	U	156-60-5	trans-1,2-Dichloroethene	100	U
75-25-2	Bromoform	100	U	10061-02-6	trans-1,3-Dichloropropene	100	UJ
74-83-9	Bromomethane	100	U	79-01-6	Trichloroethene	100	6500
75-15-0	Carbon Disulfide	100	UJ	75-69-4	Trichlorofluoromethane	100	U
56-23-5	Carbon Tetrachloride	100	U	75-01-4	Vinyl Chloride	100	U
108-90-7	Chlorobenzene	100	U	1330-20-7	Xylenes (Total)	100	U

NW 7/26/11

Worksheet #: 193017

Total Target Concentration 32000

ColumnID: (^) Indicates results from 2nd column

U - Indicates the compound was analyzed but not detected.

B - Indicates the analyte was found in the blank as well as in the sample.

E - Indicates the analyte concentration exceeds the calibration range of the instrument.

R - Retention Time Out

J - Indicates an estimated value when a compound is detected at less than the specified detection limit.

d - Pesticide %Diff>40% between columns due to coelution. Lower concentration u:

Form1
ORGANICS VOLATILE REPORT

6

Sample Number: AC59335-006
Client Id: MW-06
Data File: 3M93532.D
Analysis Date: 06/01/11 12:08
Date Rec/Extracted: 05/26/11-NA
Column: DB-624 25M 0.200mm ID 1.12um film

Method: EPA 8260B
Matrix: Aqueous
Initial Vol: 5ml
Final Vol: NA
Dilution: 1.00
Solids: 0

Units: ug/L

Cas #	Compound	RL	Conc	Cas #	Compound	RL	Conc
71-55-6	1,1,1-Trichloroethane	1.0	U	75-00-3	Chloroethane	1.0	U
79-34-5	1,1,2,2-Tetrachloroethane	1.0	U	67-66-3	Chloroform	1.0	U
76-13-1	1,1,2-Trichloro-1,2,2-trifluor	1.0	U	74-87-3	Chloromethane	1.0	UJ
79-00-5	1,1,2-Trichloroethane	1.0	U	156-59-2	cis-1,2-Dichloroethene	1.0	U
75-34-3	1,1-Dichloroethane	1.0	U	10061-01-5	cis-1,3-Dichloropropene	1.0	UJ
75-35-4	1,1-Dichloroethene	1.0	U	110-82-7	Cyclohexane	1.0	U
120-82-1	1,2,4-Trichlorobenzene	1.0	UJ	124-48-1	Dibromochloromethane	1.0	U
96-12-8	1,2-Dibromo-3-Chloropropa	1.0	UJ	75-71-8	Dichlorodifluoromethane	1.0	U
106-93-4	1,2-Dibromoethane	1.0	U	100-41-4	Ethylbenzene	1.0	U
95-50-1	1,2-Dichlorobenzene	1.0	U	98-82-8	Isopropylbenzene	1.0	U
107-06-2	1,2-Dichloroethane	0.50	U	136777612	m&p-Xylenes	1.0	U
78-87-5	1,2-Dichloropropane	0.51	U	79-20-9	Methyl Acetate	1.0	UJ
541-73-1	1,3-Dichlorobenzene	1.0	U	108-87-2	Methylcyclohexane	1.0	U
106-46-7	1,4-Dichlorobenzene	1.0	U	75-09-2	Methylene Chloride	1.0	U
78-93-3	2-Butanone	1.0	U	1634-04-4	Methyl-t-butyl ether	0.50	UJ
591-78-6	2-Hexanone	1.0	UJ	95-47-6	o-Xylene	1.0	U
108-10-1	4-Methyl-2-Pentanone	1.0	UJ	100-42-5	Styrene	1.0	U
67-64-1	Acetone	10	U	127-18-4	Tetrachloroethene	1.0	2.0
71-43-2	Benzene	0.50	U	108-88-3	Toluene	1.0	U
75-27-4	Bromodichloromethane	0.61	U	156-60-5	trans-1,2-Dichloroethene	1.0	U
75-25-2	Bromoform	1.0	U	10061-02-6	trans-1,3-Dichloropropene	1.0	UJ
74-83-9	Bromomethane	1.0	U	79-01-6	Trichloroethene	1.0	U
75-15-0	Carbon Disulfide	1.0	UJ	75-69-4	Trichlorofluoromethane	1.0	U
56-23-5	Carbon Tetrachloride	1.0	U	75-01-4	Vinyl Chloride	1.0	U
108-90-7	Chlorobenzene	1.0	U	1330-20-7	Xylenes (Total)	1.0	U

nw 7/26/11

Worksheet #: 193017

Total Target Concentration 2

ColumnID: (^) Indicates results from 2nd column

U - Indicates the compound was analyzed but not detected.

B - Indicates the analyte was found in the blank as well as in the sample.

E - Indicates the analyte concentration exceeds the calibration range of the instrument.

R - Retention Time Out

J - Indicates an estimated value when a compound is detected at less than the specified detection limit.

d - Pesticide %Diff>40% between columns due to coelution. Lower concentration i

Form1

ORGANICS VOLATILE REPORT

Sample Number: AC59335-007
 Client Id: MW-07
 Data File: 3M93531.D
 Analysis Date: 06/01/11 11:52
 Date Rec/Extracted: 05/26/11-NA
 Column: DB-624 25M 0.200mm ID 1.12um film

Method: EPA 8260B
 Matrix: Aqueous
 Initial Vol: 5ml
 Final Vol: NA
 Dilution: 1.00
 Solids: 0

7

Units: ug/L

Cas #	Compound	RL	Conc	Cas #	Compound	RL	Conc
71-55-6	1,1,1-Trichloroethane	1.0	U	75-00-3	Chloroethane	1.0	U
79-34-5	1,1,2,2-Tetrachloroethane	1.0	U	67-66-3	Chloroform	1.0	U
76-13-1	1,1,2-Trichloro-1,2,2-trifluor	1.0	U	74-87-3	Chloromethane	1.0	UJ
79-00-5	1,1,2-Trichloroethane	1.0	U	156-59-2	cis-1,2-Dichloroethene	1.0	2.2
75-34-3	1,1-Dichloroethane	1.0	U	10061-01-5	cis-1,3-Dichloropropene	1.0	UJ
75-35-4	1,1-Dichloroethene	1.0	U	110-82-7	Cyclohexane	1.0	U
120-82-1	1,2,4-Trichlorobenzene	1.0	UJ	124-48-1	Dibromochloromethane	1.0	U
96-12-8	1,2-Dibromo-3-Chloropropa	1.0	UJ	75-71-8	Dichlorodifluoromethane	1.0	U
106-93-4	1,2-Dibromoethane	1.0	U	100-41-4	Ethylbenzene	1.0	U
95-50-1	1,2-Dichlorobenzene	1.0	U	98-82-8	Isopropylbenzene	1.0	U
107-06-2	1,2-Dichloroethane	0.50	U	136777612	m&p-Xylenes	1.0	1.3
78-87-5	1,2-Dichloropropane	0.51	U	79-20-9	Methyl Acetate	1.0	UJ
541-73-1	1,3-Dichlorobenzene	1.0	U	108-87-2	Methylcyclohexane	1.0	U
106-46-7	1,4-Dichlorobenzene	1.0	U	75-09-2	Methylene Chloride	1.0	U
78-93-3	2-Butanone	1.0	U	1634-04-4	Methyl-t-butyl ether	0.50	UJ
591-78-6	2-Hexanone	1.0	UJ	95-47-6	o-Xylene	1.0	U
108-10-1	4-Methyl-2-Pentanone	1.0	UJ	100-42-5	Styrene	1.0	U
67-64-1	Acetone	10	U	127-18-4	Tetrachloroethene	1.0	44
71-43-2	Benzene	0.50	U	108-88-3	Toluene	1.0	2.2
75-27-4	Bromodichloromethane	0.61	U	156-60-5	trans-1,2-Dichloroethene	1.0	U
75-25-2	Bromoform	1.0	U	10061-02-6	trans-1,3-Dichloropropene	1.0	UJ
74-83-9	Bromomethane	1.0	U	79-01-6	Trichloroethene	1.0	4.6
75-15-0	Carbon Disulfide	1.0	UJ	75-69-4	Trichlorofluoromethane	1.0	U
56-23-5	Carbon Tetrachloride	1.0	U	75-01-4	Vinyl Chloride	1.0	U
108-90-7	Chlorobenzene	1.0	U	1330-20-7	Xylenes (Total)	1.0	1.3

NW 7/26/11

Worksheet #: 193017

Total Target Concentration 54

ColumnID: (^) Indicates results from 2nd column

U - Indicates the compound was analyzed but not detected.

B - Indicates the analyte was found in the blank as well as in the sample.

E - Indicates the analyte concentration exceeds the calibration range of the instrument.

R - Retention Time Out

J - Indicates an estimated value when a compound is detected at less than the specified detection limit.

d - Pesticide %Diff>40% between columns due to coelution. Lower concentration

Form1
ORGANICS VOLATILE REPORT

8

Sample Number: AC59335-008
Client Id: MW-08
Data File: 2M67547.D
Analysis Date: 05/31/11 14:56
Date Rec/Extracted: 05/26/11-NA
Column: DB-624 25M 0.200mm ID 1.12um film

Method: EPA 8260B
Matrix: Aqueous
Initial Vol: 5ml
Final Vol: NA
Dilution: 1.00
Solids: 0

Units: ug/L

Cas #	Compound	RL	Conc	Cas #	Compound	RL	Conc
71-55-6	1,1,1-Trichloroethane	1.0	U	75-00-3	Chloroethane	1.0	U
79-34-5	1,1,2,2-Tetrachloroethane	1.0	U	67-66-3	Chloroform	1.0	U
76-13-1	1,1,2-Trichloro-1,2,2-trifluor	1.0	U	74-87-3	Chloromethane	1.0	UJ
79-00-5	1,1,2-Trichloroethane	1.0	U	156-59-2	cis-1,2-Dichloroethene	1.0	U
75-34-3	1,1-Dichloroethane	1.0	U	10061-01-5	cis-1,3-Dichloropropene	1.0	UJ
75-35-4	1,1-Dichloroethene	1.0	U	110-82-7	Cyclohexane	1.0	U
120-82-1	1,2,4-Trichlorobenzene	1.0	UJ	124-48-1	Dibromochloromethane	1.0	U
96-12-8	1,2-Dibromo-3-Chloropropa	1.0	UJ	75-71-8	Dichlorodifluoromethane	1.0	U
106-93-4	1,2-Dibromoethane	1.0	U	100-41-4	Ethylbenzene	1.0	U
95-50-1	1,2-Dichlorobenzene	1.0	U	98-82-8	Isopropylbenzene	1.0	U
107-06-2	1,2-Dichloroethane	0.50	U	136777612	m&p-Xylenes	1.0	U
78-87-5	1,2-Dichloropropane	1.0	U	79-20-9	Methyl Acetate	1.0	UJ
541-73-1	1,3-Dichlorobenzene	1.0	U	108-87-2	Methylcyclohexane	1.0	U
106-46-7	1,4-Dichlorobenzene	1.0	U	75-09-2	Methylene Chloride	1.0	U
78-93-3	2-Butanone	1.0	U	1634-04-4	Methyl-t-butyl ether	0.50	UJ
591-78-6	2-Hexanone	1.0	UJ	95-47-6	o-Xylene	1.0	U
108-10-1	4-Methyl-2-Pentanone	1.0	UJ	100-42-5	Styrene	1.0	U
67-64-1	Acetone	10	U	127-18-4	Tetrachloroethene	1.0	U
71-43-2	Benzene	0.50	U	108-88-3	Toluene	1.0	U
75-27-4	Bromodichloromethane	1.0	U	156-60-5	trans-1,2-Dichloroethene	1.0	U
75-25-2	Bromoform	1.0	U	10061-02-6	trans-1,3-Dichloropropene	1.0	UJ
74-83-9	Bromomethane	1.0	U	79-01-6	Trichloroethene	1.0	U
75-15-0	Carbon Disulfide	1.0	UJ	75-69-4	Trichlorofluoromethane	1.0	U
56-23-5	Carbon Tetrachloride	1.0	U	75-01-4	Vinyl Chloride	1.0	U
108-90-7	Chlorobenzene	1.0	U	1330-20-7	Xylenes (Total)	1.0	U

nw 7/26/11

Worksheet #: 193017

Total Target Concentration 0

ColumnID: (*) Indicates results from 2nd column

U - Indicates the compound was analyzed but not detected.

B - Indicates the analyte was found in the blank as well as in the sample.

E - Indicates the analyte concentration exceeds the calibration range of the instrument.

R - Retention Time Out

J - Indicates an estimated value when a compound is detected at less than the specified detection limit.

d - Pesticide %Diff>40% between columns due to coelution. Lower concentration u

Form1

ORGANICS VOLATILE REPORT

Sample Number: AC59335-011

Client Id: MW-09

Data File: 3M93526.D

Analysis Date: 06/01/11 10:29

Date Rec/Extracted: 05/26/11-NA

Column: DB-624 25M 0.200mm ID 1.12um film

Method: EPA 8260B

Matrix: Aqueous

Initial Vol: 5ml

Final Vol: NA

Dilution: 1.00

Solids: 0

Units: ug/L

Cas #	Compound	RL	Conc	Cas #	Compound	RL	Conc
71-55-6	1,1,1-Trichloroethane	1.0	U	75-00-3	Chloroethane	1.0	U
79-34-5	1,1,2,2-Tetrachloroethane	1.0	U	67-66-3	Chloroform	1.0	U
76-13-1	1,1,2-Trichloro-1,2,2-trifluor	1.0	U	74-87-3	Chloromethane	1.0	UJ
79-00-5	1,1,2-Trichloroethane	1.0	U	156-59-2	cis-1,2-Dichloroethene	1.0	U
75-34-3	1,1-Dichloroethane	1.0	U	10061-01-5	cis-1,3-Dichloropropene	1.0	UJ
75-35-4	1,1-Dichloroethene	1.0	U	110-82-7	Cyclohexane	1.0	U
120-82-1	1,2,4-Trichlorobenzene	1.0	UJ	124-48-1	Dibromochloromethane	1.0	U
96-12-8	1,2-Dibromo-3-Chloropropa	1.0	UJ	75-71-8	Dichlorodifluoromethane	1.0	U
106-93-4	1,2-Dibromoethane	1.0	U	100-41-4	Ethylbenzene	1.0	U
95-50-1	1,2-Dichlorobenzene	1.0	U	98-82-8	Isopropylbenzene	1.0	U
107-06-2	1,2-Dichloroethane	0.50	U	136777612	m&p-Xylenes	1.0	U
78-87-5	1,2-Dichloropropane	0.51	U	79-20-9	Methyl Acetate	1.0	UJ
541-73-1	1,3-Dichlorobenzene	1.0	U	108-87-2	Methylcyclohexane	1.0	U
106-46-7	1,4-Dichlorobenzene	1.0	U	75-09-2	Methylene Chloride	1.0	U
78-93-3	2-Butanone	1.0	U	1634-04-4	Methyl-t-butyl ether	0.50	UJ
591-78-6	2-Hexanone	1.0	UJ	95-47-6	o-Xylene	1.0	U
108-10-1	4-Methyl-2-Pentanone	1.0	UJ	100-42-5	Styrene	1.0	U
67-64-1	Acetone	10	U	127-18-4	Tetrachloroethene	1.0	U
71-43-2	Benzene	0.50	U	108-88-3	Toluene	1.0	U
75-27-4	Bromodichloromethane	0.61	U	156-60-5	trans-1,2-Dichloroethene	1.0	U
75-25-2	Bromoform	1.0	U	10061-02-6	trans-1,3-Dichloropropene	1.0	UJ
74-83-9	Bromomethane	1.0	U	79-01-6	Trichloroethene	1.0	U
75-15-0	Carbon Disulfide	1.0	UJ	75-69-4	Trichlorofluoromethane	1.0	U
56-23-5	Carbon Tetrachloride	1.0	U	75-01-4	Vinyl Chloride	1.0	U
108-90-7	Chlorobenzene	1.0	U	1330-20-7	Xylenes (Total)	1.0	U

NW 7/20/11

Worksheet #: 193017

Total Target Concentration 0

ColumnID: (^) Indicates results from 2nd column

U - Indicates the compound was analyzed but not detected.

B - Indicates the analyte was found in the blank as well as in the sample.

E - Indicates the analyte concentration exceeds the calibration range of the instrument.

R - Retention Time Out

J - Indicates an estimated value when a compound is detected at less than the specified detection limit.

d - Pesticide %Diff>40% between columns due to coelution. Lower concentration u

Form1

ORGANICS VOLATILE REPORT

12

Sample Number: AC59335-012
 Client Id: MW-10
 Data File: 3M93529.D
 Analysis Date: 06/01/11 11:19
 Date Rec/Extracted: 05/26/11-NA
 Column: DB-624 25M 0.200mm ID 1.12um film

Method: EPA 8260B
 Matrix: Aqueous
 Initial Vol: 5ml
 Final Vol: NA
 Dilution: 1.00
 Solids: 0

Units: ug/L

Cas #	Compound	RL	Conc	Cas #	Compound	RL	Conc
71-55-6	1,1,1-Trichloroethane	1.0	U	75-00-3	Chloroethane	1.0	U
79-34-5	1,1,2,2-Tetrachloroethane	1.0	U	67-66-3	Chloroform	1.0	U
76-13-1	1,1,2-Trichloro-1,2,2-trifluor	1.0	U	74-87-3	Chloromethane	1.0	UJ
79-00-5	1,1,2-Trichloroethane	1.0	U	156-59-2	cis-1,2-Dichloroethene	1.0	U
75-34-3	1,1-Dichloroethane	1.0	U	10061-01-5	cis-1,3-Dichloropropene	1.0	UJ
75-35-4	1,1-Dichloroethene	1.0	U	110-82-7	Cyclohexane	1.0	U
120-82-1	1,2,4-Trichlorobenzene	1.0	UJ	124-48-1	Dibromochloromethane	1.0	U
96-12-8	1,2-Dibromo-3-Chloropropa	1.0	UJ	75-71-8	Dichlorodifluoromethane	1.0	U
106-93-4	1,2-Dibromoethane	1.0	U	100-41-4	Ethylbenzene	1.0	U
95-50-1	1,2-Dichlorobenzene	1.0	U	98-82-8	Isopropylbenzene	1.0	U
107-06-2	1,2-Dichloroethane	0.50	U	136777612	m&p-Xylenes	1.0	U
78-87-5	1,2-Dichloropropane	0.51	U	79-20-9	Methyl Acetate	1.0	UJ
541-73-1	1,3-Dichlorobenzene	1.0	U	108-87-2	Methylcyclohexane	1.0	U
106-46-7	1,4-Dichlorobenzene	1.0	U	75-09-2	Methylene Chloride	1.0	U
78-93-3	2-Butanone	1.0	U	1634-04-4	Methyl-t-butyl ether	0.50	UJ
591-78-6	2-Hexanone	1.0	UJ	95-47-6	o-Xylene	1.0	U
108-10-1	4-Methyl-2-Pentanone	1.0	UJ	100-42-5	Styrene	1.0	U
67-64-1	Acetone	10	U	127-18-4	Tetrachloroethene	1.0	U
71-43-2	Benzene	0.50	U	108-88-3	Toluene	1.0	U
75-27-4	Bromodichloromethane	0.61	U	156-60-5	trans-1,2-Dichloroethene	1.0	U
75-25-2	Bromoform	1.0	U	10061-02-6	trans-1,3-Dichloropropene	1.0	UJ
74-83-9	Bromomethane	1.0	U	79-01-6	Trichloroethene	1.0	U
75-15-0	Carbon Disulfide	1.0	UJ	75-69-4	Trichlorofluoromethane	1.0	U
56-23-5	Carbon Tetrachloride	1.0	U	75-01-4	Vinyl Chloride	1.0	U
108-90-7	Chlorobenzene	1.0	U	1330-20-7	Xylenes (Total)	1.0	U

NW 7/26/11

Worksheet #: 193017

Total Target Concentration 0

ColumnID: (^) Indicates results from 2nd column

U - Indicates the compound was analyzed but not detected.

B - Indicates the analyte was found in the blank as well as in the sample.

E - Indicates the analyte concentration exceeds the calibration range of the instrument.

R - Retention Time Out

J - Indicates an estimated value when a compound is detected at less than the specified detection limit.

d - Pesticide %Diff>40% between columns due to coelution. Lower concentration u

Form1

ORGANICS VOLATILE REPORT

Sample Number: AC59335-013

Client Id: MW-11

Data File: 3M93530.D

Analysis Date: 06/01/11 11:35

Date Rec/Extracted: 05/26/11-NA

Column: DB-624 25M 0.200mm ID 1.12um film

Method: EPA 8260B

Matrix: Aqueous

Initial Vol: 5ml

Final Vol: NA

Dilution: 1.00

Solids: 0

13

Units: ug/L

Cas #	Compound	RL	Conc	Cas #	Compound	RL	Conc
71-55-6	1,1,1-Trichloroethane	1.0	U	75-00-3	Chloroethane	1.0	U
79-34-5	1,1,2,2-Tetrachloroethane	1.0	U	67-66-3	Chloroform	1.0	U
76-13-1	1,1,2-Trichloro-1,2,2-trifluor	1.0	U	74-87-3	Chloromethane	1.0	UJ
79-00-5	1,1,2-Trichloroethane	1.0	U	156-59-2	cis-1,2-Dichloroethene	1.0	U
75-34-3	1,1-Dichloroethane	1.0	U	10061-01-5	cis-1,3-Dichloropropene	1.0	UJ
75-35-4	1,1-Dichloroethene	1.0	U	110-82-7	Cyclohexane	1.0	U
120-82-1	1,2,4-Trichlorobenzene	1.0	UJ	124-48-1	Dibromochloromethane	1.0	U
96-12-8	1,2-Dibromo-3-Chloropropa	1.0	UJ	75-71-8	Dichlorodifluoromethane	1.0	U
106-93-4	1,2-Dibromoethane	1.0	U	100-41-4	Ethylbenzene	1.0	U
95-50-1	1,2-Dichlorobenzene	1.0	U	98-82-8	Isopropylbenzene	1.0	U
107-06-2	1,2-Dichloroethane	0.50	U	136777612	m&p-Xylenes	1.0	U
78-87-5	1,2-Dichloropropane	0.51	U	79-20-9	Methyl Acetate	1.0	UJ
541-73-1	1,3-Dichlorobenzene	1.0	U	108-87-2	Methylcyclohexane	1.0	U
106-46-7	1,4-Dichlorobenzene	1.0	U	75-09-2	Methylene Chloride	1.0	U
78-93-3	2-Butanone	1.0	U	1634-04-4	Methyl-t-butyl ether	0.50	UJ
591-78-6	2-Hexanone	1.0	UJ	95-47-6	o-Xylene	1.0	U
108-10-1	4-Methyl-2-Pentanone	1.0	UJ	100-42-5	Styrene	1.0	U
67-64-1	Acetone	10	U	127-18-4	Tetrachloroethene	1.0	U
71-43-2	Benzene	0.50	U	108-88-3	Toluene	1.0	U
75-27-4	Bromodichloromethane	0.61	U	156-60-5	trans-1,2-Dichloroethene	1.0	U
75-25-2	Bromoform	1.0	U	10061-02-6	trans-1,3-Dichloropropene	1.0	UJ
74-83-9	Bromomethane	1.0	U	79-01-6	Trichloroethene	1.0	U
75-15-0	Carbon Disulfide	1.0	UJ	75-69-4	Trichlorofluoromethane	1.0	U
56-23-5	Carbon Tetrachloride	1.0	U	75-01-4	Vinyl Chloride	1.0	U
108-90-7	Chlorobenzene	1.0	U	1330-20-7	Xylenes (Total)	1.0	U

NW 7/26/11

Worksheet #: 193017

Total Target Concentration 0

ColumnID: (^) Indicates results from 2nd column

U - Indicates the compound was analyzed but not detected.

B - Indicates the analyte was found in the blank as well as in the sample.

E - Indicates the analyte concentration exceeds the calibration range of the instrument.

R - Retention Time Out

J - Indicates an estimated value when a compound is detected at less than the specified detection limit.

d - Pesticide %Diff>40% between columns due to coelution. Lower concentration u

Form1

ORGANICS VOLATILE REPORT

Sample Number: AC59335-014(100X)

Client Id: Duplicate

Data File: 2M67558.D

Analysis Date: 05/31/11 17:50

Date Rec/Extracted: 05/26/11-NA

Column: DB-624 25M 0.200mm ID 1.12um film

Method: EPA 8260B

Matrix: Aqueous

Initial Vol: 5ml

Final Vol: NA

Dilution: 100

Solids: 0

Units: ug/L

Cas #	Compound	RL	Conc	Cas #	Compound	RL	Conc
71-55-6	1,1,1-Trichloroethane	100	U	75-00-3	Chloroethane	100	U
79-34-5	1,1,2,2-Tetrachloroethane	100	U	67-66-3	Chloroform	100	U
76-13-1	1,1,2-Trichloro-1,2,2-trifluor	100	U	74-87-3	Chloromethane	100	UJ U
79-00-5	1,1,2-Trichloroethane	100	U	156-59-2	cis-1,2-Dichloroethene	100	240
75-34-3	1,1-Dichloroethane	100	U	10061-01-5	cis-1,3-Dichloropropene	100	UJ U
75-35-4	1,1-Dichloroethene	100	U	110-82-7	Cyclohexane	100	U
120-82-1	1,2,4-Trichlorobenzene	100	UJ U	124-48-1	Dibromochloromethane	100	U
96-12-8	1,2-Dibromo-3-Chloropropa	100	UJ U	75-71-8	Dichlorodifluoromethane	100	U
106-93-4	1,2-Dibromoethane	100	U	100-41-4	Ethylbenzene	100	U
95-50-1	1,2-Dichlorobenzene	100	U	98-82-8	Isopropylbenzene	100	U
107-06-2	1,2-Dichloroethane	50	U	136777612	m&p-Xylenes	100	U
78-87-5	1,2-Dichloropropane	100	U	79-20-9	Methyl Acetate	100	UJ U
541-73-1	1,3-Dichlorobenzene	100	U	108-87-2	Methylcyclohexane	100	U
106-46-7	1,4-Dichlorobenzene	100	U	75-09-2	Methylene Chloride	100	U
78-93-3	2-Butanone	100	U	1634-04-4	Methyl-t-butyl ether	50	UJ U
591-78-6	2-Hexanone	100	UJ U	95-47-6	o-Xylene	100	U
108-10-1	4-Methyl-2-Pentanone	100	UJ U	100-42-5	Styrene	100	U
67-64-1	Acetone	1000	U	127-18-4	Tetrachloroethene	100	34000
71-43-2	Benzene	50	U	108-88-3	Toluene	100	U
75-27-4	Bromodichloromethane	100	U	156-60-5	trans-1,2-Dichloroethene	100	U
75-25-2	Bromoform	100	U	10061-02-6	trans-1,3-Dichloropropene	100	UJ U
74-83-9	Bromomethane	100	U	79-01-6	Trichloroethene	100	7900
75-15-0	Carbon Disulfide	100	UJ U	75-69-4	Trichlorofluoromethane	100	U
56-23-5	Carbon Tetrachloride	100	U	75-01-4	Vinyl Chloride	100	U
108-90-7	Chlorobenzene	100	U	1330-20-7	Xylenes (Total)	100	U

NW 7/26/11

Worksheet #: 193017

Total Target Concentration 42000

ColumnID: (^) Indicates results from 2nd column

U - Indicates the compound was analyzed but not detected.

B - Indicates the analyte was found in the blank as well as in the sample.

E - Indicates the analyte concentration exceeds the calibration range of the instrument.

R - Retention Time Out

J - Indicates an estimated value when a compound is detected at less than the specified detection limit.

d - Pesticide %Diff>40% between columns due to coelution. Lower concentration