



**Department of
Environmental
Conservation**

SITE MANAGEMENT

BIENNIAL REPORT 2021 CALENDAR YEAR

WORK ASSIGNMENT D009803-38

**KERRY CHEMICAL COMPANY SITE
HANCOCK (T)**

**SITE NO. 413001
DELAWARE (C), NY**

Prepared for:
NEW YORK STATE
DEPARTMENT OF ENVIRONMENTAL CONSERVATION
625 Broadway, Albany, New York

Basil Seggos, Commissioner

DIVISION OF ENVIRONMENTAL REMEDIATION

AECOM USA Inc.
1 John James Audubon Parkway, Suite 210
Amherst, New York 14228

April 2022

**KERRY CHEMICAL SITE
BIENNIAL SITE MANAGEMENT REPORT
2021**

**SITE # 413001
TOWN OF HANCOCK, DELAWARE COUNTY, NEW YORK**

**PREPARED FOR:
NEW YORK STATE DEPARTMENT OF ENVIRONMENTAL CONSERVATION
DEPARTMENT OF ENVIRONMENTAL REMEDIATION
WORK ASSIGNMENT D007622-13**

**PREPARED BY:
AECOM
1 JOHN JAMES AUDUBON PARKWAY, SUITE 210
AMHERST, NEW YORK 14228**

APRIL 2022

TABLE OF CONTENTS

	<u>Page No.</u>
1.0 INTRODUCTION	1-1
1.1 General.....	1-1
1.2 Project Background.....	1-1
2.0 SITE DESCRIPTION	2-1
3.0 MONITORING ACTIVITIES.....	3-1
3.1 Groundwater Hydraulic Monitoring	3-1
3.2 Groundwater Sampling	3-1
3.2.1 Groundwater Results	3-2
4.0 SITE MAINTENANCE.....	4-1
4.1 Monitoring Well Inspections	4-1
4.2 Site Inspection.....	4-1
4.3 Maintenance Performed.....	4-1
5.0 SUMMARY AND RECOMMENDATIONS.....	5-1
5.1 Groundwater Hydraulic Monitoring	5-1
5.2 Groundwater Quality Monitoring	5-1
5.3 Monitoring Well Maintenance.....	5-2
5.4 Site Maintenance.....	5-3
6.0 REFERENCES	6-1

TABLES

Table 1	Groundwater Elevation Measurements
Table 2	Summary of Detected Compounds in Groundwater – November 2021
Table 3	Historical Summary of Detected Compounds in Groundwater
Table 4	Statistical Summary of Compounds Detected in Groundwater Samples
Table 5	Mann-Kendall Statistical Analysis

FIGURES

Figure 1	Site Location Map
Figure 2	Site Plan
Figure 3	Potentiometric Surface Map For Shallow Groundwater – November 9 & 10, 2021
Figure 4	Potentiometric Surface Map For Intermediate Groundwater – November 9 & 10, 2021
Figure 5	Potentiometric Surface Map For Deep Groundwater – November 9 & 10, 2021
Figure 6	Historical Groundwater Exceedances

APPENDICES

Appendix A	Photographic Log
Appendix B	Field Notes
Appendix C	Well Purge Logs
Appendix D	Data Usability Summary Report
Appendix E	Well Inspection Forms
Appendix F	Site Inspection Form

1.0 INTRODUCTION

1.1 General

This Site Management Biennial Report for the Calendar Year 2021 has been prepared under New York State Department of Environmental Conservation (NYSDEC) Work Assignment No. D009803-38 for the Kerry Chemical Site (Figure 1). The purpose of this Biennial Report is to provide a record of the post-remediation monitoring and maintenance activities at the Kerry Chemical Site. This report is the eighth report as called for by Section 4.2 of the Operation, Monitoring and Maintenance (OM&M) Plan (URS, 2008). It should be noted that the OM&M Plan is being converted to a Site Management Plan (SMP) for the Site using a current template provided on the NYSDEC website for compliance with DER-10, Chapter 6.2 Site Management Plan. However, since the SMP was not finalized prior to the 2021 activities, the 2008 OM&M plan was followed.

1.2 Project Background

The Kerry Chemical Company site is identified as site number 413001 on the NYSDEC's registry of inactive hazardous waste sites. A site investigation was completed in the late 1980's and a *Record of Decision (ROD)* was issued in late 1990. Remedial actions were undertaken in two phases at the site during the period of November 2005 through November 2007. Additional background information for the site and a summary of the completed remedial actions are provided in Section 2.0.

2.0 SITE DESCRIPTION

The Kerry Chemical Company site is approximately $\frac{3}{4}$ mile north of the Hamlet of Cadosia in the Town of Hancock, Delaware County, New York, as shown on Figure 1. The site encompasses approximately 10 acres, is $\frac{2}{5}$ of a mile long in a north-south direction, and is bounded on the east by Cadosia Creek and on the west by an abandoned railroad grade and steep hillside. Cadosia Creek flows into the East Branch of the Delaware River approximately two miles south of the site.

A Remedial Investigation/Feasibility Study (RI/FS) was completed at the Kerry Chemical site in the late 1980's. A ROD was signed in December 1990 calling for on-site thermal destruction of the wood tar wastes. A Remedial Design (RD) was completed in 1995, which complied with the ROD. Subsequently, off-site disposal was re-evaluated and incorporated into an Explanation of Significant Difference (ESD) and included in the bid documents as an alternate method of disposal. The initial construction contract implementing off-site disposal began in late 2005 and early 2006. Extensive quantities of tar were encountered beyond the amount anticipated in the initial construction contract. A second ESD was issued and a second construction contract was advertised in August 2006 to finish the work. The second phase of work was completed in 2007.

3.0 MONITORING ACTIVITIES

Monitoring activities performed during November 2021 consisted of the collection of groundwater samples from 13 on-site and 2 off-site monitoring wells that are shown on Figure 2.

3.1 Groundwater Hydraulic Monitoring

On November 9 and 10, 2021, groundwater level measurements were obtained from the 13 on-site and 2 off-site monitoring wells. The water level measurements are provided in Table 1. The monitoring wells were installed to monitor groundwater quality of three different depth intervals – shallow, intermediate, and deep. There are no apparent confining layers separating each depth interval.

Potentiometric surface maps based on the water level measurements from the shallow, intermediate, and deep wells, using a 2.0-foot contour interval, are provided on Figures 3, 4 and 5, respectively. The shallow groundwater flow has been determined to be to the east, and south/southeast, towards Cadosia Creek. The intermediate groundwater flow has been determined to be to the south/southwest, parallel to Cadosia Creek. The deep groundwater flow has been determined to be to the south/southeast, towards Cadosia Creek.

3.2 Groundwater Sampling

On November 9 and 10, 2021, AECOM collected groundwater samples from the 13 on-site and 2 off-site monitoring wells, plus quality control (QC) samples.

Prior to sample collection, standing water was purged from all wells. On-site wells were purged with a GeoPump 2 peristaltic pump using dedicated/disposable high-density polyethylene (HDPE) tubing. Off-site monitoring wells MW-B1S and MW-B1D were purged using dedicated bailers. All wells except MW-B1S and MW-B1D were purged at a rate of 1-liter per minute or less and the purge rate was adjusted to minimize draw down. Monitoring wells MW-B1S and MW-B1D were purged to dryness on November 9, 2021, and sampled on November 10, 2021, after groundwater was allowed to recover a sufficient volume for the collection of samples. Purge water was disposed of on the ground up-gradient of the well locations, as approved by the Department.

During the purging of the wells, water quality parameters (i.e., pH, temperature, specific conductivity, dissolved oxygen, turbidity, and oxygen reduction potential [ORP]) were measured

using a Horiba U-52 Multi-parameter instrument with a flow-through cell and documented on a purge log. Samples were collected after the water quality parameters stabilized. Photographs of well sampling activities can be found in Appendix A. A copy of the field notes can be found in Appendix B. Well Purge Logs can be found in Appendix C.

The groundwater samples were delivered by AECOM under chain-of custody (COC) to the NYSDEC call-out laboratory, Eurofins Test America (Test America), located in Amherst, NY, a NYSDOH accredited laboratory. The groundwater samples were analyzed by the following United States Environmental Protection Agency (USEPA) methods:

- Target Compound List (TCL) volatile organic compounds (VOCs) plus tentatively identified compounds (TICs) by Method 8260C;
- TCL semi-volatile organic compounds (SVOCs) plus TICs by Method 8270D; and
- Target Analyte List (TAL) metals following Methods SW6010C/7470A.

The analytical data [i.e., NYSDEC Analytical Services Protocol (ASP) Category B data deliverables] were reviewed in accordance with the requirements outlined in Guidance for Data Deliverables and the Development of Data Usability Summary Reports (DUSR), Appendix 2B, *DER-10/Technical Guidance for Site Investigation and Remediation* (NYSDEC, 2010). Data summary tables and Form Is are provided in the DUSR and include the reporting limit for each non-detected compound. A copy of the DUSR may be found in Appendix D.

3.2.1 Groundwater Results

A summary of the detected compounds in the groundwater samples are provided in Table 2. The data in Table 2 are compared to Class GA groundwater standards and guidance values as presented in the *Technical and Guidance Series (TOGS 1.1.1) Ambient Water Quality Standards and Guidance Values and Groundwater Effluent Limitations* (NYSDEC 1998; Revised April 2000 and June 2004). Results exceeding TOGS 1.1.1 Class GA groundwater standards or guidance values are indicated with a circle. The locations of detected compounds that have exceeded their respective criteria are shown on Figure 6.

The analytical results for the 2021 monitoring event are summarized as follows:

- No VOCs were detected at concentrations exceeding TOGS 1.1.1 Class GA groundwater standards.
- In MW-10S, one SVOC, 2-methylphenol (o-cresol) was detected at a concentration of 1.3 micrograms per liter (ug/L) exceeding its TOGS 1.1.1 Class GA groundwater standard of 1.0 ug/L.
- Up to three metals (arsenic, iron, and/or manganese) were detected in wells MW-04I, MW-04S, MW-05D, MW-05S, MW-07I, MW-07S, MW-09S, MW-10I, MW-10S, MW-B1D, MW-B1S, MW-B3D, and MW-B3S, at concentrations that exceeded TOGS 1.1.1 Class GA standards.

4.0 SITE MAINTENANCE

4.1 Monitoring Well Inspections

During the November 2021 monitoring event, well inspections were performed. Monitoring wells MW-03S and MW-03I were washed away by Cadosia Creek sometime between December 9, 2017 and October 8, 2019. Photos of the washed-out wells can be found in Appendix A. The remaining wells appeared to be in good condition. In late 2021 the NYSDEC grounds crew fastened wooden marker posts to each well. The marker posts are painted bright orange and a photograph depicting them is included in Appendix A. The monitoring well inspection logs may be found in Appendix E.

4.2 Site Inspection

During the November 2021 visit, a site inspection was performed by AECOM. The site inspection included the following items: access road; site fence; vegetative cover; groundwater monitoring wells (Section 4.1); and stream bank protection. Stream bank erosion is occurring in the southern portion of the site, resulting in monitoring wells MW-03S and MW-03I being washed out. The stream bank in this area is not protected by rip-rap or steel sheet pilings. All other items associated with the inspection were found to be in good order.

During a May 2021 site visit the site in general was overgrown with tall vegetation and needed mowing and clearing of woody overgrowth. The late 2021 clearing activities have greatly improved the site conditions. It is recommended to complete this annually to minimize regrowth. Photographs of the site can be found in Appendix A. A copy of the completed site inspection form can be found in Appendix F.

4.3 Maintenance Performed

No maintenance was performed at the site during November 2021 visit. An attempt was made to remove the concrete collar and protective casing on well MW-3S to decommission the well. However, the equipment on hand (sledge hammer) was insufficient during the November 2021 visit. A drilling subcontractor will be needed to complete the work at a future date.

5.0 SUMMARY AND RECOMMENDATIONS

5.1 Groundwater Hydraulic Monitoring

It has been determined that the shallow and deep groundwater flows are to the east, south/southeast, towards Cadosia Creek. The intermediate groundwater flow is to the south/southwest, parallel with Cadosia Creek.

5.2 Groundwater Quality Monitoring

The metals arsenic, iron, and/or manganese exceeded TOGS 1.1.1 Class GA standards and guidance values during the 2021 monitoring event at most onsite wells. No VOCs were detected. One SVOC, 2-methylphenol (o-cresol) was detected at a concentration of 1.3 ug/L exceeding its TOGS 1.1.1 Class GA groundwater standard of 1.0 ug/L.

A historical summary of compounds detected in groundwater samples since post-remediation monitoring began is provided in Table 3. Figure 6 includes results from the 2010, 2011, 2013, 2014, 2015, 2017, 2019 and 2021 monitoring events. A statistical summary of compounds detected since post-remediation monitoring began is provided in Table 4 and shows which compounds exceeded TOGS 1.1.1 Class GA groundwater standards or guidance values at least once. A trend analysis of detected compounds using Mann-Kendall statistical analysis is provided in Table 5. Only compounds that have exceeded their respective TOGS 1.1.1 Class GA standards and guidance values in the November 2021 sampling event are summarized below:

- There is no discernable trend for 2-methylphenol (o-cresol) in monitoring well MW-10S,
- An upward trend for arsenic, iron, and manganese in monitoring well MW-04S;
- An upward trend for manganese in monitoring wells MW-B3D and MW-B3S; and
- All other compounds exhibit either no trend or a downward trend.

Contingency monitoring may be implemented at the site if a significant increase (i.e., an increase in concentration of greater than 3 standard deviations) in existing groundwater quality has occurred over a period of two consecutive sampling events. The contingency monitoring procedures are further discussed in the OM&M Plan (URS, 2008). The ROD (NYSDEC, 1990),

did not identify any contaminants of concern for groundwater. The site contaminant, wood tar, is made up of different organic chemicals including polycyclic aromatic hydrocarbons (PAHs) and several phenolic compounds, therefore metals were not evaluated for contingency monitoring. Several metals show an increase in concentration after two consecutive sampling events, however, none of the increases exceeded three times the standard deviation. The results of the November 2021 sampling event did not trigger any contingency measures.

Per the OM&M Plan (URS, 2008) groundwater sampling frequency may be reduced after the first five years if no significant increases in groundwater contaminants are observed. Following the fifth monitoring event (December 2015), the frequency of groundwater monitoring was reduced to biennially. No significant increases in groundwater contaminants have been observed over the last eight monitoring events. The only exceedances for non-metals were as follows:

- MW-10S: 2-methylphenol in September 2010 and November 2021; and
- MW-B1S: 4-methylphenol in June 2013, benzo(a)anthracene in December 2017, and benzo(b)fluoranthene in June 2013, December 2014 and December 2017.

MW-B1S is an upgradient off-site monitoring well. There have been only two exceedances of groundwater criteria in on-site monitoring wells since sampling began in 2010. Both exceedances were for the compound 2-methylphenol in MW-10S, where it was detected at concentrations only slightly above its criteria of 1 ug/L, with concentrations of 2.0 ug/L and 1.3 ug/L in September 2010 and November 2021, respectively. No trends were indicated for this compound in the Mann-Kendall analysis.. Therefore, it is recommended that monitoring of post remediation groundwater quality be discontinued.

5.3 Monitoring Well Maintenance

No immediate monitoring well maintenance is recommended at this time. During a future site inspection, the remnants of monitoring wells MW-03I and MW-03S should be properly decommissioned by a drilling subcontractor should conditions allow for safe removal. It may be prudent to include this as part of a larger decommissioning effort if groundwater monitoring is discontinued at the site.

5.4 Site Maintenance

It was noted during the site inspection that items requiring maintenance in the near future were:

- Annual mowing will be necessary using a brush hog in order to maintain open areas by preventing the establishment of seedlings.
- Damaged sections of the perimeter fence should be repaired as needed

These items will be monitored during the next site inspection and remedial actions will take place to maintain the integrity of the access road and rip-rap, if required.

6.0 REFERENCES

- New York State Department of Environmental Conservation (NYSDEC). 1990. *Record of Decision, Kerry Chemical Company Site, Delaware County, New York, Site Number 4-13-001*. October.
- NYSDEC. 1998. *Ambient Water Quality Standards and Guidance Values and Groundwater Effluent Limitations*, Technical and Operational Guidance Series (TOGS 1.1.1). Albany: Division of Water. June.
- NYSDEC. 2000. *April 2000 Addendum to June 1998 Division of Water Technical and Operational Guidance Series* (TOGS) No. 1.1.1. Albany: Division of Water. April.
- NYSDEC. 2004. *June 2004 Addendum to June 1998 Division of Water Technical and Operational Guidance Series* (TOGS) No. 1.1.1. Albany: Division of Water. June.
- NYSDEC. 2010. NYSDEC Division of Environmental Remediation DER-10 *Technical Guidance for Site Investigation and Remediation, Appendix 2B - Guidance for Data Deliverables and Development of Data Usability Summary Reports* (DUSR). May.
- United States Environmental Protection Agency (USEPA), 2016. *Federal Register / Vol. 81, No. 101*. May.
- URS Corporation – New York (URS). 2008. *Kerry Chemical Operation, Monitoring and Maintenance Plan*. January.

TABLES

TABLE 1
GROUNDWATER ELEVATION MEASUREMENTS
KERRY CHEMICAL SITE

Location ID / Type	Northing	Easting	Ground Elevation (ft)	Casing Elevation (ft)	Meas.point (Riser)Elev.(ft)	Geol. Zone	Date / Time	Depth to Water (ft)	Water Elev. (ft)	Product Thick. (ft)	Corrected Water Elev. (ft)	Remark
MW-03I	54229.66	52973.02	1011.19		1015.97	I	7/20/2010 0000	3.34	1012.63	0.00		
							9/15/2010 1121	3.22	1012.75	0.00		
							12/14/2011 1201	1.51	1014.46	0.00		
							6/18/2013 0000	1.69	1014.28	0.00		
							12/8/2014 1320	1.67	1014.30	0.00		
							12/7/2015 0000	1.89	1014.08	0.00		
							12/4/2017 1120	2.43	1013.54	0.00		
							10/8/2019 0000	NM	-	NM	-	Destroyed
							11/10/2021 0000	NM	-	NM	-	Destroyed
MW-03S	54239.31	52979.23	1012.61		1015.27	A	7/20/2010 0000	5.45	1009.82	0.00		
							9/15/2010 1115	5.32	1009.95	0.00		
							12/14/2011 1159	3.64	1011.63	0.00		
							6/18/2013 0000	4.00	1011.27	0.00		
							12/8/2014 1245	4.10	1011.17	0.00		
							12/7/2015 0000	4.48	1010.79	0.00		
							12/4/2017 1130	4.67	1010.60	0.00		
							10/8/2019 0000	NM	-	NM	-	Destroyed
							11/10/2021 0000	NM	-	NM	-	Destroyed
MW-04I	54467.65	53154.2	1017.50		1019.91	I	7/20/2010 0000	6.89	1013.02	0.00		
							9/15/2010 1107	6.79	1013.12	0.00		
							12/14/2011 1148	5.17	1014.74	0.00		
							6/18/2013 0000	5.25	1014.66	0.00		
							12/8/2014 1406	5.09	1014.82	0.00		
							12/7/2015 0000	5.38	1014.53	0.00		

NM - No Measurement

The value noted in the column labeled Specific Gravity is an assumed value for free product, if found.

Geologic Zone:

A Shallow Unconfined Aquifer
 B Deep Unconfined Aquifer
 D Bedrock Aquifer
 I Intermediate Unconfined Aquifer
 UN Unknown

Type:

MNW Monitoring Well

TABLE 1
GROUNDWATER ELEVATION MEASUREMENTS
KERRY CHEMICAL SITE

Location ID / Type	Northing	Easting	Ground Elevation (ft)	Casing Elevation (ft)	Meas.point (Riser)Elev.(ft)	Geol. Zone	Date / Time	Depth to Water (ft)	Water Elev. (ft)	Product Thick. (ft)	Corrected Water Elev. (ft)	Remark
							12/4/2017 1242	5.84	1014.07	0.00		
							10/8/2019 1440	6.12	1013.79	0.00		
							11/9/2021 1508	5.11	1014.80	0.00		
MW-04S	54459.64	53148.08	1017.29		1019.21	A						
							7/20/2010 0000	8.19	1011.02	0.00		
							9/15/2010 1110	8.50	1010.71	0.00		
							12/14/2011 1151	6.54	1012.67	0.00		
							6/18/2013 0000	6.71	1012.50	0.00		
							12/8/2014 1450	6.14	1013.07	0.00		
							12/7/2015 0000	6.64	1012.57	0.00		
							12/4/2017 1245	6.91	1012.30	0.00		
							10/8/2019 1400	7.10	1012.11	0.00		
							11/9/2021 1435	6.72	1012.49	0.00		
MW-05D	54699.89	53271.2	1020.43		1022.02	B						
							7/20/2010 0000	7.73	1014.29	0.00		
							9/15/2010 1052	7.60	1014.42	0.00		
							12/15/2011 1147	5.88	1016.14	0.00		
							6/18/2013 0000	5.98	1016.04	0.00		
							12/8/2014 1710	6.08	1015.94	0.00		
							12/7/2015 0000	6.14	1015.88	0.00		
							12/4/2017 1510	6.70	1015.32	0.00		
							10/9/2019 0815	7.15	1014.87	0.00		
							11/10/2021 1032	6.38	1015.64	0.00		
MW-05I	54680.88	53265.58	1020.05		1021.57	I						
							7/20/2010 0000	5.51	1016.06	0.00		
							9/15/2010 1056	5.41	1016.16	0.00		
							12/14/2011 1139	3.78	1017.79	0.00		

NM - No Measurement

The value noted in the column labeled Specific Gravity is an assumed value for free product, if found.

Geologic Zone:

- A Shallow Unconfined Aquifer
- B Deep Unconfined Aquifer
- D Bedrock Aquifer
- I Intermediate Unconfined Aquifer
- UN Unknown

Type:

- MNW Monitoring Well

TABLE 1
GROUNDWATER ELEVATION MEASUREMENTS
KERRY CHEMICAL SITE

Location ID / Type	Northing	Easting	Ground Elevation (ft)	Casing Elevation (ft)	Meas.point (Riser)Elev.(ft)	Geol. Zone	Date / Time	Depth to Water (ft)	Water Elev. (ft)	Product Thick. (ft)	Corrected Water Elev. (ft)	Remark
							6/18/2013 0000	3.92	1017.65	0.00		
							12/8/2014 1539	3.80	1017.77	0.00		
							12/7/2015 0000	3.88	1017.69	0.00		
							12/4/2017 1505	4.43	1017.14	0.00		
							10/9/2019 0845	4.98	1016.59	0.00		
							11/10/2021 0938	4.04	1017.53	0.00		
MW-05S	54692.8	53262.24	1020.49		1022.50	A						
							7/20/2010 0000	7.90	1014.60	0.00		
							9/15/2010 1048	7.71	1014.79	0.00		
							12/14/2011 1137	6.60	1015.90	0.00		
							6/18/2013 0000	6.68	1015.82	0.00		
							12/8/2014 1635	6.40	1016.10	0.00		
							12/7/2015 0000	6.57	1015.93	0.00		
							12/4/2017 1605	7.11	1015.39	0.00		
							10/9/2019 0735	7.45	1015.05	0.00		
							11/10/2021 0850	6.88	1015.62	0.00		
MW-071	54877.28	53315.92	1022.80		1024.69	I						
							7/20/2010 0000	5.44	1019.25	0.00		
							9/15/2010 1045	5.31	1019.38	0.00		
							12/14/2011 1123	3.82	1020.87	0.00		
							6/18/2013 0000	3.83	1020.86	0.00		
							12/9/2014 1153	3.82	1020.87	0.00		
							12/8/2015 0000	3.89	1020.80	0.00		
							12/5/2017 0750	4.29	1020.40	0.00		
							10/9/2019 1030	4.80	1019.89	0.00		
							11/10/2021 1250	3.88	1020.81	0.00		

NM - No Measurement

The value noted in the column labeled Specific Gravity is an assumed value for free product, if found.

Geologic Zone:

A Shallow Unconfined Aquifer
 B Deep Unconfined Aquifer
 D Bedrock Aquifer
 I Intermediate Unconfined Aquifer
 UN Unknown

Type:

MNW Monitoring Well

TABLE 1
GROUNDWATER ELEVATION MEASUREMENTS
KERRY CHEMICAL SITE

Location ID / Type	Northing	Easting	Ground Elevation (ft)	Casing Elevation (ft)	Meas.point (Riser)Elev.(ft)	Geol. Zone	Date / Time	Depth to Water (ft)	Water Elev. (ft)	Product Thick. (ft)	Corrected Water Elev. (ft)	Remark
MW-07S	54887.04	53317.77	1022.02		1024.78	A	7/20/2010 0000	8.83	1015.95	0.00		
							9/15/2010 1042	8.67	1016.11	0.00		
							12/14/2011 1120	7.82	1016.96	0.00		
							6/18/2013 0000	7.87	1016.91	0.00		
							12/9/2014 1115	7.63	1017.15	0.00		
							12/8/2015 0000	7.72	1017.06	0.00		
							12/5/2017 0750	8.20	1016.58	0.00		
							10/9/2019 0950	8.50	1016.28	0.00		
							11/10/2021 1155	7.88	1016.90	0.00		
MW-09S	55571.63	53256.19	1033.54		1035.44	A	7/20/2010 0000	7.62	1027.82	0.00		
							9/15/2010 1035	7.54	1027.90	0.00		
							12/14/2011 0855	4.56	1030.88	0.00		
							6/18/2013 0000	4.43	1031.01	0.00		
							12/9/2014 1605	4.27	1031.17	0.00		
							12/8/2015 0000	4.44	1031.00	0.00		
							12/5/2017 1010	5.81	1029.63	0.00		
							10/9/2019 1510	7.12	1028.32	0.00		
11/10/2021 1605	5.12	1030.32	0.00									
MW-10D	55550.16	53377.23	1033.39		1035.45	B	7/20/2010 0000	8.81	1026.64	0.00		
							9/15/2010 1024	8.82	1026.63	0.00		
							12/14/2011 0834	6.62	1028.83	0.00		
							6/18/2013 0000	6.96	1028.49	0.00		
							12/9/2014 1310	6.62	1028.83	0.00		
							12/8/2015 0000	6.93	1028.52	0.00		

NM - No Measurement

The value noted in the column labeled Specific Gravity is an assumed value for free product, if found.

Geologic Zone:

A Shallow Unconfined Aquifer
 B Deep Unconfined Aquifer
 D Bedrock Aquifer
 I Intermediate Unconfined Aquifer
 UN Unknown

Type:

MNW Monitoring Well

TABLE 1
GROUNDWATER ELEVATION MEASUREMENTS
KERRY CHEMICAL SITE

Location ID / Type	Northing	Easting	Ground Elevation (ft)	Casing Elevation (ft)	Meas.point (Riser)Elev.(ft)	Geol. Zone	Date / Time	Depth to Water (ft)	Water Elev. (ft)	Product Thick. (ft)	Corrected Water Elev. (ft)	Remark
							12/5/2017 0900	7.85	1027.60	0.00		
							10/9/2019 1415	8.66	1026.79	0.00		
							11/10/2021 1522	7.52	1027.93	0.00		
MW-10I	55557.15	53382.8	1033.43		1035.26	I						
							7/20/2010 0000	10.02	1025.24	0.00		
							9/15/2010 1030	9.97	1025.29	0.00		
							12/14/2011 0838	7.89	1027.37	0.00		
							6/18/2013 0000	8.16	1027.10	0.00		
							12/9/2014 1505	8.03	1027.23	0.00		
							12/8/2015 0000	8.58	1026.68	0.00		
							12/5/2017 0905	9.16	1026.10	0.00		
							10/9/2019 1340	9.70	1025.56	0.00		
							11/10/2021 1440	8.54	1026.72	0.00		
MW-10S	55543.03	53382.73	1033.35		1035.53	A						
							7/20/2010 0000	10.55	1024.98	0.00		
							9/15/2010 1017	10.47	1025.06	0.00		
							12/14/2011 1229	8.29	1027.24	0.00		
							6/18/2013 0000	8.03	1027.50	0.00		
							12/9/2014 1415	7.54	1027.99	0.00		
							12/8/2015 0000	7.77	1027.76	0.00		
							12/5/2017 0950	9.54	1025.99	0.00		
							10/9/2019 1245	10.10	1025.43	0.00		
							11/10/2021 1345	8.82	1026.71	0.00		
MW-B1D	55226.51	53082.3	1044.66	1048.02	1047.87	B						
							7/20/2010 0000	21.35	1026.52	0.00		
							9/15/2010 1129	21.63	1026.24	0.00		
							12/15/2011 1401	18.61	1029.26	0.00		

NM - No Measurement

The value noted in the column labeled Specific Gravity is an assumed value for free product, if found.

Geologic Zone:

A Shallow Unconfined Aquifer
 B Deep Unconfined Aquifer
 D Bedrock Aquifer
 I Intermediate Unconfined Aquifer
 UN Unknown

Type:

MNW Monitoring Well

TABLE 1
GROUNDWATER ELEVATION MEASUREMENTS
KERRY CHEMICAL SITE

Location ID / Type	Northing	Easting	Ground Elevation (ft)	Casing Elevation (ft)	Meas.point (Riser)Elev.(ft)	Geol. Zone	Date / Time	Depth to Water (ft)	Water Elev. (ft)	Product Thick. (ft)	Corrected Water Elev. (ft)	Remark
							6/19/2013 0000	19.10	1028.77	0.00		
							12/8/2014 1120	18.74	1029.13	0.00		
							12/7/2015 0000	19.17	1028.70	0.00		
							12/4/2017 0929	19.97	1027.90	0.00		
							10/8/2019 1250	21.35	1026.52	0.00		
							11/10/2021 1110	19.29	1028.58	0.00		
MW-B1S	55227.76	53090.37	1044.28	1047.79	1047.50	A						
							7/20/2010 0000	9.72	1037.78	0.00		
							9/15/2010 1134	14.25	1033.25	0.00		
							12/15/2011 1403	5.90	1041.60	0.00		
							6/18/2013 0000	6.20	1041.30	0.00		
							12/8/2014 1140	9.33	1038.17	0.00		
							12/7/2015 0000	10.57	1036.93	0.00		
							12/4/2017 0915	11.90	1035.60	0.00		
							10/8/2019 1240	14.74	1032.76	0.00		
							11/10/2021 1055	9.73	1037.77	0.00		
MW-B3D	54647.61	53140.78	1021.05	1023.87	1023.48	B						
							7/20/2010 0000	9.08	1014.40	0.00		
							9/15/2010 1100	9.30	1014.18	0.00		
							12/14/2011 1214	7.05	1016.43	0.00		
							6/18/2013 0000	7.16	1016.32	0.00		
							12/9/2014 0900	6.79	1016.69	0.00		
							12/8/2015 0000	6.88	1016.60	0.00		
							12/4/2017 1350	7.45	1016.03	0.00		
							10/8/2019 1615	8.11	1015.37	0.00		
							11/9/2021 1640	7.28	1016.20	0.00		

NM - No Measurement

The value noted in the column labeled Specific Gravity is an assumed value for free product, if found.

Geologic Zone:

A Shallow Unconfined Aquifer
 B Deep Unconfined Aquifer
 D Bedrock Aquifer
 I Intermediate Unconfined Aquifer
 UN Unknown

Type:

MNW Monitoring Well

TABLE 1
GROUNDWATER ELEVATION MEASUREMENTS
KERRY CHEMICAL SITE

Location ID / Type	Northing	Easting	Ground Elevation (ft)	Casing Elevation (ft)	Meas.point (Riser)Elev.(ft)	Geol. Zone	Date / Time	Depth to Water (ft)	Water Elev. (ft)	Product Thick. (ft)	Corrected Water Elev. (ft)	Remark
MW-B3S	54651.45	53130.26	1021.05	1023.96	1023.42	A	7/20/2010 0000	9.28	1014.14	0.00		
							9/15/2010 1105	9.32	1014.10	0.00		
							12/14/2011 1216	7.27	1016.15	0.00		
							6/18/2013 0000	7.38	1016.04	0.00		
							12/9/2014 0950	6.92	1016.50	0.00		
							12/8/2015 0000	6.97	1016.45	0.00		
							12/4/2017 1355	7.52	1015.90	0.00		
							10/8/2019 1540	8.30	1015.12	0.00		
							11/9/2021 1600	7.38	1016.04	0.00		

NM - No Measurement

The value noted in the column labeled Specific Gravity is an assumed value for free product, if found.

Geologic Zone:

A Shallow Unconfined Aquifer
 B Deep Unconfined Aquifer
 D Bedrock Aquifer
 I Intermediate Unconfined Aquifer
 UN Unknown

Type:


MNW Monitoring Well

TABLE 2
GROUNDWATER ANALYTICAL RESULTS (NOVEMBER 2021)
KERRY CHEMICAL SITE

Location ID			MW-04I	MW-04S	MW-05D	MW-05I	MW-05S
Sample ID			MW-04I	MW-04S	MW-05D	MW-05I	MW-05S
Matrix			Groundwater	Groundwater	Groundwater	Groundwater	Groundwater
Depth Interval (ft)			-	-	-	-	-
Date Sampled			11/09/21	11/09/21	11/10/21	11/09/21	11/09/21
Parameter	Units	*					
Semivolatile Organic Compounds							
2,4-Dimethylphenol	UG/L	50					
2-Methylphenol (o-cresol)	UG/L	1					
Metals							
Aluminum	UG/L	-	220	130 J	1,200		
Arsenic	UG/L	25		200			
Barium	UG/L	1000	480	810	150	49	390
Beryllium	UG/L	3					
Cadmium	UG/L	5					0.73 J
Calcium	UG/L	-	24,800	12,700	23,400	26,000	20,200
Chromium	UG/L	50	2.2 J		4.6	1.9 J	
Cobalt	UG/L	-	1.3 J				0.84 J
Copper	UG/L	200	3.4 J		2.4 J		
Iron	UG/L	300	410	18,000	1,100	88	110
Lead	UG/L	25					
Magnesium	UG/L	35000	5,000	1,900	4,900	3,100	3,700
Manganese	UG/L	300	5,900	5,800	830	140	6,700
Nickel	UG/L	100	5.0 J		8.3 J		4.5 J
Potassium	UG/L	-	900	1,000	1,400	1,200	1,700
Sodium	UG/L	20000	3,400	10,100	8,900	3,900	1,400
Vanadium	UG/L	-			1.5 J		
Zinc	UG/L	2000	100		4.7 J	52	4.9 J

*- NYSDEC TOGS (1.1.1), Ambient Water Quality Standards and Guidance Values and Groundwater Effluent Limitations. June 1998 (includes 4/2000 and 6/2004 Addenda) Class GA.

Flags assigned during chemistry validation are shown.

 Concentration Exceeds

J - The reported concentration is an estimated value. Empty Cell - Not Detected.

UG/L - Micrograms per liter.


Only Detected Results Reported.

TABLE 2
GROUNDWATER ANALYTICAL RESULTS (NOVEMBER 2021)
KERRY CHEMICAL SITE

Location ID			MW-07I	MW-07S	MW-09S	MW-10D	MW-10I
Sample ID			MW-07I	MW-07S	MW-09S	MW-10D	MW-10I
Matrix			Groundwater	Groundwater	Groundwater	Groundwater	Groundwater
Depth Interval (ft)			-	-	-	-	-
Date Sampled			11/10/21	11/10/21	11/10/21	11/10/21	11/10/21
Parameter	Units	*					
Semivolatile Organic Compounds							
2,4-Dimethylphenol	UG/L	50					
2-Methylphenol (o-cresol)	UG/L	1					
Metals							
Aluminum	UG/L	-	690	270	270	160 J	790
Arsenic	UG/L	25					
Barium	UG/L	1000	110	120	58	54	60
Beryllium	UG/L	3					
Cadmium	UG/L	5					
Calcium	UG/L	-	26,700	22,500	14,300	23,100	24,900
Chromium	UG/L	50	6.9	1.1 J	1.2 J	3.7 J	1.8 J
Cobalt	UG/L	-	0.80 J				
Copper	UG/L	200	6.0 J				
Iron	UG/L	300	860	1,500	2,200	280	750
Lead	UG/L	25					
Magnesium	UG/L	35000	3,500	2,700	1,300	3,000	3,400
Manganese	UG/L	300	1,300	180	220	210	230
Nickel	UG/L	100	12			4.3 J	1.6 J
Potassium	UG/L	-	1,500	1,700	670	890	1,100
Sodium	UG/L	20000	7,400	1,000	1,100	5,000	6,600
Vanadium	UG/L	-					
Zinc	UG/L	2000	110		22	1.8 J	16

*- NYSDEC TOGS (1.1.1), Ambient Water Quality Standards and Guidance Values and Groundwater Effluent Limitations. June 1998 (includes 4/2000 and 6/2004 Addenda) Class GA.

Flags assigned during chemistry validation are shown.

 Concentration Exceeds

J - The reported concentration is an estimated value. Empty Cell - Not Detected.

UG/L - Micrograms per liter.


Only Detected Results Reported.

TABLE 2
GROUNDWATER ANALYTICAL RESULTS (NOVEMBER 2021)
KERRY CHEMICAL SITE

Location ID			MW-10S	MW-B1D	MW-B1S	MW-B3D	MW-B3S
Sample ID			MW-10S	MW-B1D	MW-B1S	MW-B3D	FD-110921
Matrix			Groundwater	Groundwater	Groundwater	Groundwater	Groundwater
Depth Interval (ft)			-	-	-	-	-
Date Sampled			11/10/21	11/10/21	11/10/21	11/09/21	11/09/21
Parameter	Units	*					Field Duplicate (1-1)
Semivolatile Organic Compounds							
2,4-Dimethylphenol	UG/L	50	3.1 J				
2-Methylphenol (o-cresol)	UG/L	1	1.3 J				
Metals							
Aluminum	UG/L	-	590	500	10,600	240	70 J
Arsenic	UG/L	25					
Barium	UG/L	1000	110	44	180	200	400
Beryllium	UG/L	3			0.37 J		
Cadmium	UG/L	5			2.0		
Calcium	UG/L	-	23,900	16,800	12,700	25,600	24,300
Chromium	UG/L	50	1.1 J	2.6 J	14		
Cobalt	UG/L	-			5.2	13	
Copper	UG/L	200	67		18		
Iron	UG/L	300	4,700	460	16,600	320	67
Lead	UG/L	25	12		19		
Magnesium	UG/L	35000	2,400	1,900	2,600	3,000	5,300
Manganese	UG/L	300	560	18	630	6,000	4,300
Nickel	UG/L	100			11	6.1 J	
Potassium	UG/L	-	1,800	1,300	3,500	900	750
Sodium	UG/L	20000	2,000	3,000	1,100	2,800	2,000
Vanadium	UG/L	-	2.0 J	2.1 J	14		
Zinc	UG/L	2000	15	2.2 J	130	12	14

*- NYSDEC TOGS (1.1.1), Ambient Water Quality Standards and Guidance Values and Groundwater Effluent Limitations. June 1998 (includes 4/2000 and 6/2004 Addenda) Class GA.

Flags assigned during chemistry validation are shown.

 Concentration Exceeds

J - The reported concentration is an estimated value. Empty Cell - Not Detected.

UG/L - Micrograms per liter.


Only Detected Results Reported.

TABLE 2
GROUNDWATER ANALYTICAL RESULTS (NOVEMBER 2021)
KERRY CHEMICAL SITE

Location ID			MW-B3S
Sample ID			MW-B3S
Matrix			Groundwater
Depth Interval (ft)			-
Date Sampled			11/09/21
Parameter	Units	*	
Semivolatile Organic Compounds			
2,4-Dimethylphenol	UG/L	50	
2-Methylphenol (o-cresol)	UG/L	1	
Metals			
Aluminum	UG/L	-	66 J
Arsenic	UG/L	25	
Barium	UG/L	1000	360
Beryllium	UG/L	3	
Cadmium	UG/L	5	
Calcium	UG/L	-	24,300
Chromium	UG/L	50	
Cobalt	UG/L	-	
Copper	UG/L	200	
Iron	UG/L	300	66
Lead	UG/L	25	
Magnesium	UG/L	35000	5,300
Manganese	UG/L	300	3,800
Nickel	UG/L	100	
Potassium	UG/L	-	760
Sodium	UG/L	20000	2,000
Vanadium	UG/L	-	
Zinc	UG/L	2000	13

*- NYSDEC TOGS (1.1.1), Ambient Water Quality Standards and Guidance Values and Groundwater Effluent Limitations. June 1998 (includes 4/2000 and 6/2004 Addenda) Class GA.

Flags assigned during chemistry validation are shown.

 Concentration Exceeds

J - The reported concentration is an estimated value. Empty Cell - Not Detected.

UG/L - Micrograms per liter.


Only Detected Results Reported.

TABLE 3
HISTORICAL SUMMARY OF DETECTED COMPOUNDS IN GROUNDWATER
KERRY CHEMICAL SITE

Location ID			MW-03I	MW-03I	MW-03I	MW-03I	MW-03I
Sample ID			MW-3I-WG	MW-3I	MW-3I	MW-3I	MW-3I
Matrix			Groundwater	Groundwater	Groundwater	Groundwater	Groundwater
Depth Interval (ft)			-	-	-	-	-
Date Sampled			09/16/10	12/14/11	06/19/13	12/08/14	12/07/15
Parameter	Units	*					
Volatile Organic Compounds							
1,2,4-Trichlorobenzene	UG/L	5					
Acetone	UG/L	50					
Benzene	UG/L	1					
Chloromethane	UG/L	5					
Methyl ethyl ketone (2-Butanone)	UG/L	50					
Toluene	UG/L	5					
Xylene (total)	UG/L	5					
Semivolatile Organic Compounds							
2,4-Dichlorophenol	UG/L	5					
2,4-Dimethylphenol	UG/L	50					
2,6-Dinitrotoluene	UG/L	5					
2-Methylphenol (o-cresol)	UG/L	1					
4-Methylphenol (p-cresol)	UG/L	1					
Benzaldehyde	UG/L	-	NA				
Benzo(a)anthracene	UG/L	0.002					
Benzo(b)fluoranthene	UG/L	0.002					
bis(2-Ethylhexyl)phthalate	UG/L	5					
Caprolactam	UG/L	-	NA				
Diethylphthalate	UG/L	50					
Dimethylphthalate	UG/L	50					
Di-n-butylphthalate	UG/L	50					
Fluoranthene	UG/L	50					
Naphthalene	UG/L	10					
Pyrene	UG/L	50					

*- NYSDEC TOGS (1.1.1), Ambient Water Quality Standards and Guidance Values and Groundwater Effluent Limitations. June 1998 (includes 4/2000 and 6/2004 Addenda) Class GA.

Flags assigned during chemistry validation are shown.

 Concentration Exceeds

Empty Cell or ND - Not Detected. NA - Not Analyzed. D- Result reported from a secondary dilution analysis

J - The reported concentration is an estimated value. J- - Estimated value, low bias. J+ - Estimated value, high bias.

R - The data is rejected.


Only Detected Results Reported.

TABLE 3
HISTORICAL SUMMARY OF DETECTED COMPOUNDS IN GROUNDWATER
KERRY CHEMICAL SITE

Location ID			MW-03I	MW-03I	MW-03I	MW-03I	MW-03I
Sample ID			MW-3I-WG	MW-3I	MW-3I	MW-3I	MW-03I
Matrix			Groundwater	Groundwater	Groundwater	Groundwater	Groundwater
Depth Interval (ft)			-	-	-	-	-
Date Sampled			09/16/10	12/14/11	06/19/13	12/08/14	12/07/15
Parameter	Units	*					
Metals							
Aluminum	UG/L	-		650	200	520	240
Antimony	UG/L	3					
Arsenic	UG/L	25					
Barium	UG/L	1000		130	130	130	120
Beryllium	UG/L	3					
Cadmium	UG/L	5					
Calcium	UG/L	-	21,400	23,800	23,600	23,400	22,500
Chromium	UG/L	50		3.3 J	2.2 J	2.1 J	1.1 J
Cobalt	UG/L	-					
Copper	UG/L	200	4.0 J	11	1.6 J	5.7 J	
Iron	UG/L	300	129	750	160	550	230
Lead	UG/L	25					
Magnesium	UG/L	35000	3,440 J	4,200	4,100	4,200	3,900
Manganese	UG/L	300	141	190	130	180	160
Mercury	UG/L	0.7					
Nickel	UG/L	100		3.2 J			
Potassium	UG/L	-		1,200	1,100	1,100	1,100
Selenium	UG/L	10					
Silver	UG/L	50					
Sodium	UG/L	20000	9,080 J	10,300	10,000	9,100	10,200
Thallium	UG/L	0.5					
Vanadium	UG/L	-					
Zinc	UG/L	2000	4.4 J	4.3 J	4.7 J		

*- NYSDEC TOGS (1.1.1), Ambient Water Quality Standards and Guidance Values and Groundwater Effluent Limitations. June 1998 (includes 4/2000 and 6/2004 Addenda) Class GA.

Flags assigned during chemistry validation are shown.

 Concentration Exceeds

Empty Cell or ND - Not Detected. NA - Not Analyzed. D- Result reported from a secondary dilution analysis

J - The reported concentration is an estimated value. J- - Estimated value, low bias. J+ - Estimated value, high bias.

R - The data is rejected.


Only Detected Results Reported.

TABLE 3
HISTORICAL SUMMARY OF DETECTED COMPOUNDS IN GROUNDWATER
KERRY CHEMICAL SITE

Location ID			MW-03I	MW-03S	MW-03S	MW-03S	MW-03S
Sample ID			MW-03I	MW-3S-WG	MW-3S	MW-3S	MW-3S
Matrix			Groundwater	Groundwater	Groundwater	Groundwater	Groundwater
Depth Interval (ft)			-	-	-	-	-
Date Sampled			12/04/17	09/16/10	12/14/11	06/19/13	12/08/14
Parameter	Units	*					
Volatile Organic Compounds							
1,2,4-Trichlorobenzene	UG/L	5					
Acetone	UG/L	50	2.4 J				
Benzene	UG/L	1					
Chloromethane	UG/L	5					
Methyl ethyl ketone (2-Butanone)	UG/L	50					
Toluene	UG/L	5					
Xylene (total)	UG/L	5					
Semivolatile Organic Compounds							
2,4-Dichlorophenol	UG/L	5					
2,4-Dimethylphenol	UG/L	50					
2,6-Dinitrotoluene	UG/L	5					
2-Methylphenol (o-cresol)	UG/L	1					
4-Methylphenol (p-cresol)	UG/L	1					
Benzaldehyde	UG/L	-		NA			
Benzo(a)anthracene	UG/L	0.002					
Benzo(b)fluoranthene	UG/L	0.002					
bis(2-Ethylhexyl)phthalate	UG/L	5					
Caprolactam	UG/L	-		NA			
Diethylphthalate	UG/L	50					
Dimethylphthalate	UG/L	50					
Di-n-butylphthalate	UG/L	50					
Fluoranthene	UG/L	50					
Naphthalene	UG/L	10					
Pyrene	UG/L	50					

*- NYSDEC TOGS (1.1.1), Ambient Water Quality Standards and Guidance Values and Groundwater Effluent Limitations. June 1998 (includes 4/2000 and 6/2004 Addenda) Class GA.

Flags assigned during chemistry validation are shown.

 Concentration Exceeds

Empty Cell or ND - Not Detected. NA - Not Analyzed. D- Result reported from a secondary dilution analysis

J - The reported concentration is an estimated value. J- - Estimated value, low bias. J+ - Estimated value, high bias.

R - The data is rejected.


Only Detected Results Reported.

TABLE 3
HISTORICAL SUMMARY OF DETECTED COMPOUNDS IN GROUNDWATER
KERRY CHEMICAL SITE

Location ID			MW-03I	MW-03S	MW-03S	MW-03S	MW-03S
Sample ID			MW-03I	MW-3S-WG	MW-3S	MW-3S	MW-3S
Matrix			Groundwater	Groundwater	Groundwater	Groundwater	Groundwater
Depth Interval (ft)			-	-	-	-	-
Date Sampled			12/04/17	09/16/10	12/14/11	06/19/13	12/08/14
Parameter	Units	*					
Metals							
Aluminum	UG/L	-				63 J	83 J
Antimony	UG/L	3					
Arsenic	UG/L	25					5.6 J
Barium	UG/L	1000	100	299	160	130	170
Beryllium	UG/L	3					
Cadmium	UG/L	5					
Calcium	UG/L	-	22,300	20,900	18,600	15,200	28,500
Chromium	UG/L	50	5.3		0.92 J		1.1 J
Cobalt	UG/L	-		0.46 J		0.69 J	
Copper	UG/L	200					
Iron	UG/L	300	25 J	2,390	1,100	650	1,100
Lead	UG/L	25					
Magnesium	UG/L	35000	3,700	4,130 J	3,900	2,900	5,400
Manganese	UG/L	300	110	2,230	1,300	1,000	720
Mercury	UG/L	0.7					
Nickel	UG/L	100		0.77 J	1.8 J	1.3 J	
Potassium	UG/L	-	910		1,100	1,000	1,000
Selenium	UG/L	10					
Silver	UG/L	50					
Sodium	UG/L	20000	9,200		2,400	5,800	2,800
Thallium	UG/L	0.5		12.9			
Vanadium	UG/L	-					
Zinc	UG/L	2000	2.7 J	1.2 J	2.0 J	4.1 J	41

*- NYSDEC TOGS (1.1.1), Ambient Water Quality Standards and Guidance Values and Groundwater Effluent Limitations. June 1998 (includes 4/2000 and 6/2004 Addenda) Class GA.

Flags assigned during chemistry validation are shown.

 Concentration Exceeds

Empty Cell or ND - Not Detected. NA - Not Analyzed. D- Result reported from a secondary dilution analysis

J - The reported concentration is an estimated value. J- - Estimated value, low bias. J+ - Estimated value, high bias.

R - The data is rejected.


Only Detected Results Reported.

TABLE 3
HISTORICAL SUMMARY OF DETECTED COMPOUNDS IN GROUNDWATER
KERRY CHEMICAL SITE

Location ID			MW-03S	MW-03S	MW-04I	MW-04I	MW-04I
Sample ID			MW-03S	MW-03S	MW-4I-WG	MW-4I	MW-4I
Matrix			Groundwater	Groundwater	Groundwater	Groundwater	Groundwater
Depth Interval (ft)			-	-	-	-	-
Date Sampled			12/07/15	12/04/17	09/16/10	12/14/11	06/19/13
Parameter	Units	*					
Volatile Organic Compounds							
1,2,4-Trichlorobenzene	UG/L	5					
Acetone	UG/L	50		3.1 J			
Benzene	UG/L	1					
Chloromethane	UG/L	5					
Methyl ethyl ketone (2-Butanone)	UG/L	50					
Toluene	UG/L	5					
Xylene (total)	UG/L	5					
Semivolatile Organic Compounds							
2,4-Dichlorophenol	UG/L	5					
2,4-Dimethylphenol	UG/L	50					
2,6-Dinitrotoluene	UG/L	5					
2-Methylphenol (o-cresol)	UG/L	1					
4-Methylphenol (p-cresol)	UG/L	1					
Benzaldehyde	UG/L	-	0.30 J		NA		
Benzo(a)anthracene	UG/L	0.002					
Benzo(b)fluoranthene	UG/L	0.002					
bis(2-Ethylhexyl)phthalate	UG/L	5					
Caprolactam	UG/L	-			NA		
Diethylphthalate	UG/L	50					
Dimethylphthalate	UG/L	50					
Di-n-butylphthalate	UG/L	50					
Fluoranthene	UG/L	50					
Naphthalene	UG/L	10					
Pyrene	UG/L	50					

*- NYSDEC TOGS (1.1.1), Ambient Water Quality Standards and Guidance Values and Groundwater Effluent Limitations. June 1998 (includes 4/2000 and 6/2004 Addenda) Class GA.

Flags assigned during chemistry validation are shown.

 Concentration Exceeds

Empty Cell or ND - Not Detected. NA - Not Analyzed. D- Result reported from a secondary dilution analysis

J - The reported concentration is an estimated value. J- - Estimated value, low bias. J+ - Estimated value, high bias.

R - The data is rejected.


Only Detected Results Reported.

TABLE 3
HISTORICAL SUMMARY OF DETECTED COMPOUNDS IN GROUNDWATER
KERRY CHEMICAL SITE

Location ID			MW-03S	MW-03S	MW-04I	MW-04I	MW-04I
Sample ID			MW-03S	MW-03S	MW-4I-WG	MW-4I	MW-4I
Matrix			Groundwater	Groundwater	Groundwater	Groundwater	Groundwater
Depth Interval (ft)			-	-	-	-	-
Date Sampled			12/07/15	12/04/17	09/16/10	12/14/11	06/19/13
Parameter	Units	*					
Metals							
Aluminum	UG/L	-	78 J			180 J	270
Antimony	UG/L	3					
Arsenic	UG/L	25	8.4 J	5.8 J			
Barium	UG/L	1000	160	180		130	240
Beryllium	UG/L	3					
Cadmium	UG/L	5					2.7
Calcium	UG/L	-	27,000	22,600	22,500	24,500	25,300
Chromium	UG/L	50			5.4 J	3.5 J	2.3 J
Cobalt	UG/L	-		1.1 J			
Copper	UG/L	200			3.4 J		2.2 J
Iron	UG/L	300	750	980		230	310
Lead	UG/L	25					
Magnesium	UG/L	35000	5,200	4,300	4,490 J	5,100	5,300
Manganese	UG/L	300	520	2,300	651	1,200	2,800
Mercury	UG/L	0.7					
Nickel	UG/L	100				4.0 J	5.1 J
Potassium	UG/L	-	1,100	1,000	731 J	980	1,100
Selenium	UG/L	10					
Silver	UG/L	50					
Sodium	UG/L	20000	3,200	2,900	3,100 J	3,600	3,700
Thallium	UG/L	0.5			11.8		
Vanadium	UG/L	-					
Zinc	UG/L	2000		2.8 J	5.9 J	2.5 J	4.4 J

*- NYSDEC TOGS (1.1.1), Ambient Water Quality Standards and Guidance Values and Groundwater Effluent Limitations. June 1998 (includes 4/2000 and 6/2004 Addenda) Class GA.

Flags assigned during chemistry validation are shown.

 Concentration Exceeds

Empty Cell or ND - Not Detected. NA - Not Analyzed. D- Result reported from a secondary dilution analysis

J - The reported concentration is an estimated value. J- - Estimated value, low bias. J+ - Estimated value, high bias.

R - The data is rejected.


Only Detected Results Reported.

TABLE 3
HISTORICAL SUMMARY OF DETECTED COMPOUNDS IN GROUNDWATER
KERRY CHEMICAL SITE

Location ID			MW-04I	MW-04I	MW-04I	MW-04I	MW-04I
Sample ID			MW-4I	MW-04I	MW-04I	MW-04I	MW-04I
Matrix			Groundwater	Groundwater	Groundwater	Groundwater	Groundwater
Depth Interval (ft)			-	-	-	-	-
Date Sampled			12/08/14	12/07/15	12/04/17	10/08/19	11/09/21
Parameter	Units	*					
Volatile Organic Compounds							
1,2,4-Trichlorobenzene	UG/L	5					
Acetone	UG/L	50			2.6 J		
Benzene	UG/L	1					
Chloromethane	UG/L	5					
Methyl ethyl ketone (2-Butanone)	UG/L	50					
Toluene	UG/L	5					
Xylene (total)	UG/L	5					
Semivolatile Organic Compounds							
2,4-Dichlorophenol	UG/L	5					
2,4-Dimethylphenol	UG/L	50					
2,6-Dinitrotoluene	UG/L	5					
2-Methylphenol (o-cresol)	UG/L	1					
4-Methylphenol (p-cresol)	UG/L	1					
Benzaldehyde	UG/L	-					
Benzo(a)anthracene	UG/L	0.002					
Benzo(b)fluoranthene	UG/L	0.002					
bis(2-Ethylhexyl)phthalate	UG/L	5					
Caprolactam	UG/L	-					
Diethylphthalate	UG/L	50					
Dimethylphthalate	UG/L	50					
Di-n-butylphthalate	UG/L	50					
Fluoranthene	UG/L	50					
Naphthalene	UG/L	10					
Pyrene	UG/L	50					

*- NYSDEC TOGS (1.1.1), Ambient Water Quality Standards and Guidance Values and Groundwater Effluent Limitations. June 1998 (includes 4/2000 and 6/2004 Addenda) Class GA.

Flags assigned during chemistry validation are shown.

 Concentration Exceeds

Empty Cell or ND - Not Detected. NA - Not Analyzed. D- Result reported from a secondary dilution analysis

J - The reported concentration is an estimated value. J- - Estimated value, low bias. J+ - Estimated value, high bias.

R - The data is rejected.


Only Detected Results Reported.

TABLE 3
HISTORICAL SUMMARY OF DETECTED COMPOUNDS IN GROUNDWATER
KERRY CHEMICAL SITE

Location ID			MW-04I	MW-04I	MW-04I	MW-04I	MW-04I
Sample ID			MW-4I	MW-04I	MW-04I	MW-04I	MW-04I
Matrix			Groundwater	Groundwater	Groundwater	Groundwater	Groundwater
Depth Interval (ft)			-	-	-	-	-
Date Sampled			12/08/14	12/07/15	12/04/17	10/08/19	11/09/21
Parameter	Units	*					
Metals							
Aluminum	UG/L	-	260	170 J	80 J		220
Antimony	UG/L	3					
Arsenic	UG/L	25					
Barium	UG/L	1000	270	240	180	130	480
Beryllium	UG/L	3					
Cadmium	UG/L	5					
Calcium	UG/L	-	24,400	24,800	24,500	25,200	24,800
Chromium	UG/L	50	5.0	2.4 J			2.2 J
Cobalt	UG/L	-	0.68 J				1.3 J
Copper	UG/L	200	3.2 J	1.8 J			3.4 J
Iron	UG/L	300	330	220	110		410
Lead	UG/L	25					
Magnesium	UG/L	35000	5,200	5,200	5,000	5,200	5,000
Manganese	UG/L	300	3,300	2,800	1,800	870	5,900
Mercury	UG/L	0.7					
Nickel	UG/L	100	4.8 J	3.6 J	1.5 J		5.0 J
Potassium	UG/L	-	960	1,100	890	1,000	900
Selenium	UG/L	10					
Silver	UG/L	50					
Sodium	UG/L	20000	3,400	4,000	3,500	3,700 J+	3,400
Thallium	UG/L	0.5					
Vanadium	UG/L	-					
Zinc	UG/L	2000			2.6 J		100

*- NYSDEC TOGS (1.1.1), Ambient Water Quality Standards and Guidance Values and Groundwater Effluent Limitations. June 1998 (includes 4/2000 and 6/2004 Addenda) Class GA.

Flags assigned during chemistry validation are shown.

 Concentration Exceeds

Empty Cell or ND - Not Detected. NA - Not Analyzed. D- Result reported from a secondary dilution analysis

J - The reported concentration is an estimated value. J- - Estimated value, low bias. J+ - Estimated value, high bias.

R - The data is rejected.


Only Detected Results Reported.

TABLE 3
HISTORICAL SUMMARY OF DETECTED COMPOUNDS IN GROUNDWATER
KERRY CHEMICAL SITE

Location ID			MW-04S	MW-04S	MW-04S	MW-04S	MW-04S
Sample ID			MW-4S-WG	MW-4S	MW-4S	MW-4S	MW-04S
Matrix			Groundwater	Groundwater	Groundwater	Groundwater	Groundwater
Depth Interval (ft)			-	-	-	-	-
Date Sampled			09/16/10	12/14/11	06/19/13	12/08/14	12/07/15
Parameter	Units	*					
Volatile Organic Compounds							
1,2,4-Trichlorobenzene	UG/L	5					
Acetone	UG/L	50					
Benzene	UG/L	1					
Chloromethane	UG/L	5					
Methyl ethyl ketone (2-Butanone)	UG/L	50					
Toluene	UG/L	5					
Xylene (total)	UG/L	5					
Semivolatile Organic Compounds							
2,4-Dichlorophenol	UG/L	5					
2,4-Dimethylphenol	UG/L	50					
2,6-Dinitrotoluene	UG/L	5					
2-Methylphenol (o-cresol)	UG/L	1					
4-Methylphenol (p-cresol)	UG/L	1					
Benzaldehyde	UG/L	-	NA				0.29 J
Benzo(a)anthracene	UG/L	0.002					
Benzo(b)fluoranthene	UG/L	0.002					
bis(2-Ethylhexyl)phthalate	UG/L	5					
Caprolactam	UG/L	-	NA				
Diethylphthalate	UG/L	50					
Dimethylphthalate	UG/L	50					
Di-n-butylphthalate	UG/L	50					
Fluoranthene	UG/L	50					
Naphthalene	UG/L	10					
Pyrene	UG/L	50					

*- NYSDEC TOGS (1.1.1), Ambient Water Quality Standards and Guidance Values and Groundwater Effluent Limitations. June 1998 (includes 4/2000 and 6/2004 Addenda) Class GA.

Flags assigned during chemistry validation are shown.

 Concentration Exceeds

Empty Cell or ND - Not Detected. NA - Not Analyzed. D- Result reported from a secondary dilution analysis

J - The reported concentration is an estimated value. J- - Estimated value, low bias. J+ - Estimated value, high bias.

R - The data is rejected.


Only Detected Results Reported.

TABLE 3
HISTORICAL SUMMARY OF DETECTED COMPOUNDS IN GROUNDWATER
KERRY CHEMICAL SITE

Location ID			MW-04S	MW-04S	MW-04S	MW-04S	MW-04S
Sample ID			MW-4S-WG	MW-4S	MW-4S	MW-4S	MW-04S
Matrix			Groundwater	Groundwater	Groundwater	Groundwater	Groundwater
Depth Interval (ft)			-	-	-	-	-
Date Sampled			09/16/10	12/14/11	06/19/13	12/08/14	12/07/15
Parameter	Units	*					
Metals							
Aluminum	UG/L	-			370	270	380
Antimony	UG/L	3					
Arsenic	UG/L	25	109	100	170	190	190
Barium	UG/L	1000	762	740	730	830	950
Beryllium	UG/L	3					
Cadmium	UG/L	5				0.57 J	
Calcium	UG/L	-	19,600	20,100	13,000	14,000	13,700
Chromium	UG/L	50			1.5 J	2.9 J	
Cobalt	UG/L	-					
Copper	UG/L	200					
Iron	UG/L	300	9,780	9,000	14,200	15,500	16,600
Lead	UG/L	25					
Magnesium	UG/L	35000	3,200 J	3,500	2,200	2,300	2,200
Manganese	UG/L	300	3,680	4,200	3,900	4,700	5,200
Mercury	UG/L	0.7					
Nickel	UG/L	100		1.5 J		1.6 J	
Potassium	UG/L	-	1,020 J	1,300	1,300	1,200	1,400
Selenium	UG/L	10					
Silver	UG/L	50	11.2 J				
Sodium	UG/L	20000	7,140 J	7,800	7,200	8,600	11,400
Thallium	UG/L	0.5	18.9				
Vanadium	UG/L	-					
Zinc	UG/L	2000		2.7 J	2.8 J		2.2 J

*- NYSDEC TOGS (1.1.1), Ambient Water Quality Standards and Guidance Values and Groundwater Effluent Limitations. June 1998 (includes 4/2000 and 6/2004 Addenda) Class GA.

Flags assigned during chemistry validation are shown.

 Concentration Exceeds

Empty Cell or ND - Not Detected. NA - Not Analyzed. D- Result reported from a secondary dilution analysis

J - The reported concentration is an estimated value. J- - Estimated value, low bias. J+ - Estimated value, high bias.

R - The data is rejected.


Only Detected Results Reported.

TABLE 3
HISTORICAL SUMMARY OF DETECTED COMPOUNDS IN GROUNDWATER
KERRY CHEMICAL SITE

Location ID			MW-04S	MW-04S	MW-04S	MW-05D	MW-05D
Sample ID			MW-04S	MW-04S	MW-04S	MW-5D-WG	MW-5D
Matrix			Groundwater	Groundwater	Groundwater	Groundwater	Groundwater
Depth Interval (ft)			-	-	-	-	-
Date Sampled			12/04/17	10/08/19	11/09/21	09/16/10	12/15/11
Parameter	Units	*					
Volatile Organic Compounds							
1,2,4-Trichlorobenzene	UG/L	5					
Acetone	UG/L	50	2.7 J				
Benzene	UG/L	1					
Chloromethane	UG/L	5					
Methyl ethyl ketone (2-Butanone)	UG/L	50					
Toluene	UG/L	5					
Xylene (total)	UG/L	5					
Semivolatile Organic Compounds							
2,4-Dichlorophenol	UG/L	5		0.68 J			
2,4-Dimethylphenol	UG/L	50					
2,6-Dinitrotoluene	UG/L	5					
2-Methylphenol (o-cresol)	UG/L	1					
4-Methylphenol (p-cresol)	UG/L	1					
Benzaldehyde	UG/L	-				NA	
Benzo(a)anthracene	UG/L	0.002					
Benzo(b)fluoranthene	UG/L	0.002					
bis(2-Ethylhexyl)phthalate	UG/L	5					
Caprolactam	UG/L	-				NA	
Diethylphthalate	UG/L	50					
Dimethylphthalate	UG/L	50					
Di-n-butylphthalate	UG/L	50					
Fluoranthene	UG/L	50					
Naphthalene	UG/L	10					
Pyrene	UG/L	50					

*- NYSDEC TOGS (1.1.1), Ambient Water Quality Standards and Guidance Values and Groundwater Effluent Limitations. June 1998 (includes 4/2000 and 6/2004 Addenda) Class GA.

Flags assigned during chemistry validation are shown.

 Concentration Exceeds

Empty Cell or ND - Not Detected. NA - Not Analyzed. D- Result reported from a secondary dilution analysis

J - The reported concentration is an estimated value. J- - Estimated value, low bias. J+ - Estimated value, high bias.

R - The data is rejected.


Only Detected Results Reported.

TABLE 3
HISTORICAL SUMMARY OF DETECTED COMPOUNDS IN GROUNDWATER
KERRY CHEMICAL SITE

Location ID			MW-04S	MW-04S	MW-04S	MW-05D	MW-05D
Sample ID			MW-04S	MW-04S	MW-04S	MW-5D-WG	MW-5D
Matrix			Groundwater	Groundwater	Groundwater	Groundwater	Groundwater
Depth Interval (ft)			-	-	-	-	-
Date Sampled			12/04/17	10/08/19	11/09/21	09/16/10	12/15/11
Parameter	Units	*					
Metals							
Aluminum	UG/L	-			130 J	296 J	3,200
Antimony	UG/L	3					
Arsenic	UG/L	25	120	120	200		
Barium	UG/L	1000	750	800	810		170
Beryllium	UG/L	3					
Cadmium	UG/L	5					
Calcium	UG/L	-	14,000	15,600	12,700	21,800	22,900
Chromium	UG/L	50	2.2 J				8.3
Cobalt	UG/L	-					2.3 J
Copper	UG/L	200					
Iron	UG/L	300	10,700	11,900 J+	18,000	416	3,800
Lead	UG/L	25	3.8 J				
Magnesium	UG/L	35000	2,000	2,300	1,900	4,500 J	5,300
Manganese	UG/L	300	5,400	5,900	5,800	183	670
Mercury	UG/L	0.7					
Nickel	UG/L	100				2.1 J	14
Potassium	UG/L	-	1,100	1,300	1,000	968 J	2,200
Selenium	UG/L	10					
Silver	UG/L	50				12.7 J	
Sodium	UG/L	20000	10,400	9,000 J+	10,100	8,650 J	9,400
Thallium	UG/L	0.5				8.4 J	
Vanadium	UG/L	-					4.2 J
Zinc	UG/L	2000	4.5 J			21.0	11

*- NYSDEC TOGS (1.1.1), Ambient Water Quality Standards and Guidance Values and Groundwater Effluent Limitations. June 1998 (includes 4/2000 and 6/2004 Addenda) Class GA.

Flags assigned during chemistry validation are shown.

 Concentration Exceeds

Empty Cell or ND - Not Detected. NA - Not Analyzed. D- Result reported from a secondary dilution analysis

J - The reported concentration is an estimated value. J- - Estimated value, low bias. J+ - Estimated value, high bias.

R - The data is rejected.


Only Detected Results Reported.

TABLE 3
HISTORICAL SUMMARY OF DETECTED COMPOUNDS IN GROUNDWATER
KERRY CHEMICAL SITE

Location ID			MW-05D	MW-05D	MW-05D	MW-05D	MW-05D
Sample ID			MW-5D	MW-5D	MW-05D	MW-05D	MW-05D
Matrix			Groundwater	Groundwater	Groundwater	Groundwater	Groundwater
Depth Interval (ft)			-	-	-	-	-
Date Sampled			06/19/13	12/08/14	12/07/15	12/04/17	10/09/19
Parameter	Units	*					
Volatile Organic Compounds							
1,2,4-Trichlorobenzene	UG/L	5					
Acetone	UG/L	50					
Benzene	UG/L	1					
Chloromethane	UG/L	5					
Methyl ethyl ketone (2-Butanone)	UG/L	50					
Toluene	UG/L	5					
Xylene (total)	UG/L	5					
Semivolatile Organic Compounds							
2,4-Dichlorophenol	UG/L	5					
2,4-Dimethylphenol	UG/L	50					
2,6-Dinitrotoluene	UG/L	5					
2-Methylphenol (o-cresol)	UG/L	1					
4-Methylphenol (p-cresol)	UG/L	1					
Benzaldehyde	UG/L	-			0.27 J		
Benzo(a)anthracene	UG/L	0.002					
Benzo(b)fluoranthene	UG/L	0.002					
bis(2-Ethylhexyl)phthalate	UG/L	5					
Caprolactam	UG/L	-					
Diethylphthalate	UG/L	50					
Dimethylphthalate	UG/L	50					
Di-n-butylphthalate	UG/L	50					
Fluoranthene	UG/L	50					
Naphthalene	UG/L	10					
Pyrene	UG/L	50					

*- NYSDEC TOGS (1.1.1), Ambient Water Quality Standards and Guidance Values and Groundwater Effluent Limitations. June 1998 (includes 4/2000 and 6/2004 Addenda) Class GA.

Flags assigned during chemistry validation are shown.

 Concentration Exceeds

Empty Cell or ND - Not Detected. NA - Not Analyzed. D- Result reported from a secondary dilution analysis

J - The reported concentration is an estimated value. J- - Estimated value, low bias. J+ - Estimated value, high bias.

R - The data is rejected.


Only Detected Results Reported.

TABLE 3
HISTORICAL SUMMARY OF DETECTED COMPOUNDS IN GROUNDWATER
KERRY CHEMICAL SITE

Location ID			MW-05D	MW-05D	MW-05D	MW-05D	MW-05D
Sample ID			MW-5D	MW-5D	MW-05D	MW-05D	MW-05D
Matrix			Groundwater	Groundwater	Groundwater	Groundwater	Groundwater
Depth Interval (ft)			-	-	-	-	-
Date Sampled			06/19/13	12/08/14	12/07/15	12/04/17	10/09/19
Parameter	Units	*					
Metals							
Aluminum	UG/L	-	1,100	290	180 J		
Antimony	UG/L	3					
Arsenic	UG/L	25					
Barium	UG/L	1000	130	110	110	110	110
Beryllium	UG/L	3					
Cadmium	UG/L	5					
Calcium	UG/L	-	23,800	22,000	22,600	23,100	23,200
Chromium	UG/L	50	2.7 J	1.6 J	1.5 J	3.7 J	5.2
Cobalt	UG/L	-					
Copper	UG/L	200					
Iron	UG/L	300	1,100	310	180		
Lead	UG/L	25				3 J	
Magnesium	UG/L	35000	5,200	4,700	4,800	4,800	4,900
Manganese	UG/L	300	180	170	100	11	10
Mercury	UG/L	0.7					
Nickel	UG/L	100	2.9 J	2.1 J			
Potassium	UG/L	-	1,500	1,000	1,100	940	910
Selenium	UG/L	10					
Silver	UG/L	50					
Sodium	UG/L	20000	9,600	8,400	9,900	9,400	8,900
Thallium	UG/L	0.5					
Vanadium	UG/L	-	1.6 J				
Zinc	UG/L	2000	3.4 J		3.4 J		

*- NYSDEC TOGS (1.1.1), Ambient Water Quality Standards and Guidance Values and Groundwater Effluent Limitations. June 1998 (includes 4/2000 and 6/2004 Addenda) Class GA.

Flags assigned during chemistry validation are shown.

 Concentration Exceeds

Empty Cell or ND - Not Detected. NA - Not Analyzed. D- Result reported from a secondary dilution analysis

J - The reported concentration is an estimated value. J- - Estimated value, low bias. J+ - Estimated value, high bias.

R - The data is rejected.


Only Detected Results Reported.

TABLE 3
HISTORICAL SUMMARY OF DETECTED COMPOUNDS IN GROUNDWATER
KERRY CHEMICAL SITE

Location ID			MW-05D	MW-05I	MW-05I	MW-05I	MW-05I
Sample ID			MW-05D	MW-5I-WG	MW-5I	MW-5I	MW-5I
Matrix			Groundwater	Groundwater	Groundwater	Groundwater	Groundwater
Depth Interval (ft)			-	-	-	-	-
Date Sampled			11/10/21	09/16/10	12/15/11	06/19/13	12/08/14
Parameter	Units	*					
Volatile Organic Compounds							
1,2,4-Trichlorobenzene	UG/L	5					
Acetone	UG/L	50					
Benzene	UG/L	1					
Chloromethane	UG/L	5					
Methyl ethyl ketone (2-Butanone)	UG/L	50					
Toluene	UG/L	5					
Xylene (total)	UG/L	5					
Semivolatile Organic Compounds							
2,4-Dichlorophenol	UG/L	5					
2,4-Dimethylphenol	UG/L	50					
2,6-Dinitrotoluene	UG/L	5					
2-Methylphenol (o-cresol)	UG/L	1					
4-Methylphenol (p-cresol)	UG/L	1					
Benzaldehyde	UG/L	-		NA			
Benzo(a)anthracene	UG/L	0.002					
Benzo(b)fluoranthene	UG/L	0.002					
bis(2-Ethylhexyl)phthalate	UG/L	5		2 J			
Caprolactam	UG/L	-		NA			
Diethylphthalate	UG/L	50					
Dimethylphthalate	UG/L	50					
Di-n-butylphthalate	UG/L	50					
Fluoranthene	UG/L	50					
Naphthalene	UG/L	10					
Pyrene	UG/L	50					

*- NYSDEC TOGS (1.1.1), Ambient Water Quality Standards and Guidance Values and Groundwater Effluent Limitations. June 1998 (includes 4/2000 and 6/2004 Addenda) Class GA.

Flags assigned during chemistry validation are shown.

 Concentration Exceeds

Empty Cell or ND - Not Detected. NA - Not Analyzed. D- Result reported from a secondary dilution analysis

J - The reported concentration is an estimated value. J- - Estimated value, low bias. J+ - Estimated value, high bias.

R - The data is rejected.


Only Detected Results Reported.

TABLE 3
HISTORICAL SUMMARY OF DETECTED COMPOUNDS IN GROUNDWATER
KERRY CHEMICAL SITE

Location ID			MW-05D	MW-05I	MW-05I	MW-05I	MW-05I
Sample ID			MW-05D	MW-5I-WG	MW-5I	MW-5I	MW-5I
Matrix			Groundwater	Groundwater	Groundwater	Groundwater	Groundwater
Depth Interval (ft)			-	-	-	-	-
Date Sampled			11/10/21	09/16/10	12/15/11	06/19/13	12/08/14
Parameter	Units	*					
Metals							
Aluminum	UG/L	-	1,200		77 J	94 J	420
Antimony	UG/L	3					
Arsenic	UG/L	25					
Barium	UG/L	1000	150		41	45	47
Beryllium	UG/L	3					
Cadmium	UG/L	5					
Calcium	UG/L	-	23,400	23,700	25,700	26,500	26,000
Chromium	UG/L	50	4.6		11	1.0 J	5.2
Cobalt	UG/L	-					
Copper	UG/L	200	2.4 J	3.1 J			
Iron	UG/L	300	1,100		47 J	81	390
Lead	UG/L	25					
Magnesium	UG/L	35000	4,900	2,810 J	3,200	3,300	3,300
Manganese	UG/L	300	830	80.8	67	93	110
Mercury	UG/L	0.7					
Nickel	UG/L	100	8.3 J		2.1 J		
Potassium	UG/L	-	1,400	1,010 J	1,300	1,400	1,400
Selenium	UG/L	10					
Silver	UG/L	50					
Sodium	UG/L	20000	8,900	3,680 J	4,300	4,300	3,900
Thallium	UG/L	0.5		6.7 J			
Vanadium	UG/L	-	1.5 J				
Zinc	UG/L	2000	4.7 J	1.3 J		2.3 J	

*- NYSDEC TOGS (1.1.1), Ambient Water Quality Standards and Guidance Values and Groundwater Effluent Limitations. June 1998 (includes 4/2000 and 6/2004 Addenda) Class GA.

Flags assigned during chemistry validation are shown.

 Concentration Exceeds

Empty Cell or ND - Not Detected. NA - Not Analyzed. D- Result reported from a secondary dilution analysis

J - The reported concentration is an estimated value. J- - Estimated value, low bias. J+ - Estimated value, high bias.

R - The data is rejected.


Only Detected Results Reported.

TABLE 3
HISTORICAL SUMMARY OF DETECTED COMPOUNDS IN GROUNDWATER
KERRY CHEMICAL SITE

Location ID			MW-05I	MW-05I	MW-05I	MW-05I	MW-05S
Sample ID			MW-05I	MW-05I	MW-05I	MW-05I	MW-5S-WG
Matrix			Groundwater	Groundwater	Groundwater	Groundwater	Groundwater
Depth Interval (ft)			-	-	-	-	-
Date Sampled			12/07/15	12/04/17	10/09/19	11/09/21	09/16/10
Parameter	Units	*					
Volatile Organic Compounds							
1,2,4-Trichlorobenzene	UG/L	5					
Acetone	UG/L	50		2.5 J			
Benzene	UG/L	1					
Chloromethane	UG/L	5					
Methyl ethyl ketone (2-Butanone)	UG/L	50					
Toluene	UG/L	5					
Xylene (total)	UG/L	5					
Semivolatile Organic Compounds							
2,4-Dichlorophenol	UG/L	5					
2,4-Dimethylphenol	UG/L	50					
2,6-Dinitrotoluene	UG/L	5					
2-Methylphenol (o-cresol)	UG/L	1					
4-Methylphenol (p-cresol)	UG/L	1					
Benzaldehyde	UG/L	-	0.31 J				NA
Benzo(a)anthracene	UG/L	0.002					
Benzo(b)fluoranthene	UG/L	0.002					
bis(2-Ethylhexyl)phthalate	UG/L	5					
Caprolactam	UG/L	-					NA
Diethylphthalate	UG/L	50					
Dimethylphthalate	UG/L	50					
Di-n-butylphthalate	UG/L	50					
Fluoranthene	UG/L	50					
Naphthalene	UG/L	10					
Pyrene	UG/L	50					

*- NYSDEC TOGS (1.1.1), Ambient Water Quality Standards and Guidance Values and Groundwater Effluent Limitations. June 1998 (includes 4/2000 and 6/2004 Addenda) Class GA.

Flags assigned during chemistry validation are shown.

 Concentration Exceeds

Empty Cell or ND - Not Detected. NA - Not Analyzed. D- Result reported from a secondary dilution analysis

J - The reported concentration is an estimated value. J- - Estimated value, low bias. J+ - Estimated value, high bias.

R - The data is rejected.


Only Detected Results Reported.

TABLE 3
HISTORICAL SUMMARY OF DETECTED COMPOUNDS IN GROUNDWATER
KERRY CHEMICAL SITE

Location ID			MW-05I	MW-05I	MW-05I	MW-05I	MW-05S
Sample ID			MW-05I	MW-05I	MW-05I	MW-05I	MW-5S-WG
Matrix			Groundwater	Groundwater	Groundwater	Groundwater	Groundwater
Depth Interval (ft)			-	-	-	-	-
Date Sampled			12/07/15	12/04/17	10/09/19	11/09/21	09/16/10
Parameter	Units	*					
Metals							
Aluminum	UG/L	-	360				
Antimony	UG/L	3					
Arsenic	UG/L	25					
Barium	UG/L	1000	51	39	49	49	248
Beryllium	UG/L	3					
Cadmium	UG/L	5					
Calcium	UG/L	-	25,500	25,100	26,600	26,000	30,300
Chromium	UG/L	50	2.8 J		2.3 J	1.9 J	
Cobalt	UG/L	-					0.51 J
Copper	UG/L	200					
Iron	UG/L	300	280	21 J	40 J+	88	419
Lead	UG/L	25					
Magnesium	UG/L	35000	3,200	3,000	3,200	3,100	5,210
Manganese	UG/L	300	110	42	130	140	3,460
Mercury	UG/L	0.7					
Nickel	UG/L	100					1.4 J
Potassium	UG/L	-	1,500	1,200	1,100	1,200	1,830 J
Selenium	UG/L	10					4.0 J
Silver	UG/L	50					13.6 J
Sodium	UG/L	20000	4,400	3,800	4,100 J+	3,900	2,020 J
Thallium	UG/L	0.5					40.2
Vanadium	UG/L	-					
Zinc	UG/L	2000		2 J		52	2.0 J

*- NYSDEC TOGS (1.1.1), Ambient Water Quality Standards and Guidance Values and Groundwater Effluent Limitations. June 1998 (includes 4/2000 and 6/2004 Addenda) Class GA.

Flags assigned during chemistry validation are shown.

 Concentration Exceeds

Empty Cell or ND - Not Detected. NA - Not Analyzed. D- Result reported from a secondary dilution analysis

J - The reported concentration is an estimated value. J- - Estimated value, low bias. J+ - Estimated value, high bias.

R - The data is rejected.


Only Detected Results Reported.

TABLE 3
HISTORICAL SUMMARY OF DETECTED COMPOUNDS IN GROUNDWATER
KERRY CHEMICAL SITE

Location ID			MW-05S	MW-05S	MW-05S	MW-05S	MW-05S
Sample ID			MW-5S	MW-5S	FD-090814	MW-5S	MW-05S
Matrix			Groundwater	Groundwater	Groundwater	Groundwater	Groundwater
Depth Interval (ft)			-	-	-	-	-
Date Sampled			12/15/11	06/19/13	12/08/14	12/08/14	12/07/15
Parameter	Units	*			Field Duplicate (1-1)		
Volatile Organic Compounds							
1,2,4-Trichlorobenzene	UG/L	5					
Acetone	UG/L	50					
Benzene	UG/L	1					
Chloromethane	UG/L	5					
Methyl ethyl ketone (2-Butanone)	UG/L	50					
Toluene	UG/L	5					
Xylene (total)	UG/L	5					
Semivolatile Organic Compounds							
2,4-Dichlorophenol	UG/L	5					
2,4-Dimethylphenol	UG/L	50					
2,6-Dinitrotoluene	UG/L	5			7.6 R		
2-Methylphenol (o-cresol)	UG/L	1					
4-Methylphenol (p-cresol)	UG/L	1					
Benzaldehyde	UG/L	-					0.25 J
Benzo(a)anthracene	UG/L	0.002					
Benzo(b)fluoranthene	UG/L	0.002					
bis(2-Ethylhexyl)phthalate	UG/L	5					
Caprolactam	UG/L	-					
Diethylphthalate	UG/L	50					
Dimethylphthalate	UG/L	50					
Di-n-butylphthalate	UG/L	50					
Fluoranthene	UG/L	50					
Naphthalene	UG/L	10					
Pyrene	UG/L	50					

*- NYSDEC TOGS (1.1.1), Ambient Water Quality Standards and Guidance Values and Groundwater Effluent Limitations. June 1998 (includes 4/2000 and 6/2004 Addenda) Class GA.

Flags assigned during chemistry validation are shown.

 Concentration Exceeds

Empty Cell or ND - Not Detected. NA - Not Analyzed. D- Result reported from a secondary dilution analysis

J - The reported concentration is an estimated value. J- - Estimated value, low bias. J+ - Estimated value, high bias.

R - The data is rejected.


Only Detected Results Reported.

TABLE 3
HISTORICAL SUMMARY OF DETECTED COMPOUNDS IN GROUNDWATER
KERRY CHEMICAL SITE

Location ID			MW-05S	MW-05S	MW-05S	MW-05S	MW-05S
Sample ID			MW-5S	MW-5S	FD-090814	MW-5S	MW-05S
Matrix			Groundwater	Groundwater	Groundwater	Groundwater	Groundwater
Depth Interval (ft)			-	-	-	-	-
Date Sampled			12/15/11	06/19/13	12/08/14	12/08/14	12/07/15
Parameter	Units	*			Field Duplicate (1-1)		
Metals							
Aluminum	UG/L	-	67 J				
Antimony	UG/L	3					
Arsenic	UG/L	25					
Barium	UG/L	1000	160	110	110	110	82
Beryllium	UG/L	3					
Cadmium	UG/L	5					0.55 J
Calcium	UG/L	-	21,800	21,200	22,200	22,300	14,300
Chromium	UG/L	50		1.5 J			
Cobalt	UG/L	-					
Copper	UG/L	200					1.7 J
Iron	UG/L	300	450	200	67	67	140
Lead	UG/L	25					
Magnesium	UG/L	35000	4,100	3,600	3,800	3,800	2,500
Manganese	UG/L	300	870	220	240	240	180
Mercury	UG/L	0.7					
Nickel	UG/L	100	2.0 J				
Potassium	UG/L	-	2,000	1,900	1,700	1,700	1,600
Selenium	UG/L	10					
Silver	UG/L	50					
Sodium	UG/L	20000	1,400	1,300	1,400	1,300	1,500
Thallium	UG/L	0.5					
Vanadium	UG/L	-					
Zinc	UG/L	2000	2.6 J	3.2 J			2.6 J

*- NYSDEC TOGS (1.1.1), Ambient Water Quality Standards and Guidance Values and Groundwater Effluent Limitations. June 1998 (includes 4/2000 and 6/2004 Addenda) Class GA.

Flags assigned during chemistry validation are shown.

 Concentration Exceeds

Empty Cell or ND - Not Detected. NA - Not Analyzed. D- Result reported from a secondary dilution analysis

J - The reported concentration is an estimated value. J- - Estimated value, low bias. J+ - Estimated value, high bias.

R - The data is rejected.


Only Detected Results Reported.

TABLE 3
HISTORICAL SUMMARY OF DETECTED COMPOUNDS IN GROUNDWATER
KERRY CHEMICAL SITE

Location ID			MW-05S	MW-05S	MW-05S	MW-071	MW-071
Sample ID			MW-05S	MW-05S	MW-05S	MW-71-WG	MW-71
Matrix			Groundwater	Groundwater	Groundwater	Groundwater	Groundwater
Depth Interval (ft)			-	-	-	-	-
Date Sampled			12/04/17	10/09/19	11/09/21	09/15/10	12/15/11
Parameter	Units	*					
Volatile Organic Compounds							
1,2,4-Trichlorobenzene	UG/L	5					
Acetone	UG/L	50	3.4 J				
Benzene	UG/L	1					
Chloromethane	UG/L	5					
Methyl ethyl ketone (2-Butanone)	UG/L	50					
Toluene	UG/L	5					
Xylene (total)	UG/L	5					
Semivolatile Organic Compounds							
2,4-Dichlorophenol	UG/L	5					
2,4-Dimethylphenol	UG/L	50					
2,6-Dinitrotoluene	UG/L	5					
2-Methylphenol (o-cresol)	UG/L	1					
4-Methylphenol (p-cresol)	UG/L	1					
Benzaldehyde	UG/L	-				NA	
Benzo(a)anthracene	UG/L	0.002					
Benzo(b)fluoranthene	UG/L	0.002					
bis(2-Ethylhexyl)phthalate	UG/L	5				2 J	
Caprolactam	UG/L	-				NA	
Diethylphthalate	UG/L	50					
Dimethylphthalate	UG/L	50					
Di-n-butylphthalate	UG/L	50					
Fluoranthene	UG/L	50					
Naphthalene	UG/L	10					
Pyrene	UG/L	50					

*- NYSDEC TOGS (1.1.1), Ambient Water Quality Standards and Guidance Values and Groundwater Effluent Limitations. June 1998 (includes 4/2000 and 6/2004 Addenda) Class GA.

Flags assigned during chemistry validation are shown.

 Concentration Exceeds

Empty Cell or ND - Not Detected. NA - Not Analyzed. D- Result reported from a secondary dilution analysis

J - The reported concentration is an estimated value. J- - Estimated value, low bias. J+ - Estimated value, high bias.

R - The data is rejected.


Only Detected Results Reported.

TABLE 3
HISTORICAL SUMMARY OF DETECTED COMPOUNDS IN GROUNDWATER
KERRY CHEMICAL SITE

Location ID			MW-05S	MW-05S	MW-05S	MW-071	MW-071
Sample ID			MW-05S	MW-05S	MW-05S	MW-71-WG	MW-71
Matrix			Groundwater	Groundwater	Groundwater	Groundwater	Groundwater
Depth Interval (ft)			-	-	-	-	-
Date Sampled			12/04/17	10/09/19	11/09/21	09/15/10	12/15/11
Parameter	Units	*					
Metals							
Aluminum	UG/L	-					440
Antimony	UG/L	3					
Arsenic	UG/L	25					
Barium	UG/L	1000	140	340	390		64
Beryllium	UG/L	3					
Cadmium	UG/L	5		0.62 J	0.73 J		
Calcium	UG/L	-	18,000	22,700	20,200	24,300	24,400
Chromium	UG/L	50					21
Cobalt	UG/L	-			0.84 J		0.76 J
Copper	UG/L	200		2.4 J		13.5 J	13
Iron	UG/L	300	61	230 J+	110	391	740
Lead	UG/L	25					
Magnesium	UG/L	35000	3,200	3,800	3,700	3,140 J	3,500
Manganese	UG/L	300	1,200	5,300	6,700	861	670
Mercury	UG/L	0.7					
Nickel	UG/L	100		3.0 J	4.5 J	13.0 J	16
Potassium	UG/L	-	1,600	1,700	1,700	1,390 J	1,500
Selenium	UG/L	10				4.0 J	
Silver	UG/L	50				14.0 J	
Sodium	UG/L	20000	1,200	1,600 J+	1,400	7,670 J	7,900
Thallium	UG/L	0.5				14.1	
Vanadium	UG/L	-					
Zinc	UG/L	2000	1.8 J		4.9 J	58.2	5.0 J

*- NYSDEC TOGS (1.1.1), Ambient Water Quality Standards and Guidance Values and Groundwater Effluent Limitations. June 1998 (includes 4/2000 and 6/2004 Addenda) Class GA.

Flags assigned during chemistry validation are shown.

 Concentration Exceeds

Empty Cell or ND - Not Detected. NA - Not Analyzed. D- Result reported from a secondary dilution analysis

J - The reported concentration is an estimated value. J- - Estimated value, low bias. J+ - Estimated value, high bias.

R - The data is rejected.


Only Detected Results Reported.

TABLE 3
HISTORICAL SUMMARY OF DETECTED COMPOUNDS IN GROUNDWATER
KERRY CHEMICAL SITE

Location ID			MW-071	MW-071	MW-071	MW-071	MW-071
Sample ID			MW-71	MW-71	MW-071	MW-071	MW-071
Matrix			Groundwater	Groundwater	Groundwater	Groundwater	Groundwater
Depth Interval (ft)			-	-	-	-	-
Date Sampled			06/18/13	12/09/14	12/08/15	12/05/17	10/09/19
Parameter	Units	*					
Volatile Organic Compounds							
1,2,4-Trichlorobenzene	UG/L	5					
Acetone	UG/L	50				2.9 J	
Benzene	UG/L	1					
Chloromethane	UG/L	5					
Methyl ethyl ketone (2-Butanone)	UG/L	50					
Toluene	UG/L	5					
Xylene (total)	UG/L	5					
Semivolatile Organic Compounds							
2,4-Dichlorophenol	UG/L	5					
2,4-Dimethylphenol	UG/L	50					
2,6-Dinitrotoluene	UG/L	5					
2-Methylphenol (o-cresol)	UG/L	1					
4-Methylphenol (p-cresol)	UG/L	1					
Benzaldehyde	UG/L	-					
Benzo(a)anthracene	UG/L	0.002					
Benzo(b)fluoranthene	UG/L	0.002					
bis(2-Ethylhexyl)phthalate	UG/L	5					
Caprolactam	UG/L	-					
Diethylphthalate	UG/L	50					
Dimethylphthalate	UG/L	50					
Di-n-butylphthalate	UG/L	50					
Fluoranthene	UG/L	50					
Naphthalene	UG/L	10					
Pyrene	UG/L	50					

*- NYSDEC TOGS (1.1.1), Ambient Water Quality Standards and Guidance Values and Groundwater Effluent Limitations. June 1998 (includes 4/2000 and 6/2004 Addenda) Class GA.

Flags assigned during chemistry validation are shown.

 Concentration Exceeds

Empty Cell or ND - Not Detected. NA - Not Analyzed. D- Result reported from a secondary dilution analysis

J - The reported concentration is an estimated value. J- - Estimated value, low bias. J+ - Estimated value, high bias.

R - The data is rejected.


Only Detected Results Reported.

TABLE 3
HISTORICAL SUMMARY OF DETECTED COMPOUNDS IN GROUNDWATER
KERRY CHEMICAL SITE

Location ID			MW-071	MW-071	MW-071	MW-071	MW-071
Sample ID			MW-71	MW-71	MW-071	MW-071	MW-071
Matrix			Groundwater	Groundwater	Groundwater	Groundwater	Groundwater
Depth Interval (ft)			-	-	-	-	-
Date Sampled			06/18/13	12/09/14	12/08/15	12/05/17	10/09/19
Parameter	Units	*					
Metals							
Aluminum	UG/L	-	220	900	230		
Antimony	UG/L	3					
Arsenic	UG/L	25					
Barium	UG/L	1000	60	67	59	40	38
Beryllium	UG/L	3					
Cadmium	UG/L	5	0.71 J				
Calcium	UG/L	-	26,100	25,600	25,200	26,700	27,000
Chromium	UG/L	50	10	14	14	21	7.9
Cobalt	UG/L	-		0.77 J			
Copper	UG/L	200	5.2 J	6.7 J	2.9 J	2.2 J	
Iron	UG/L	300	370	1,200	340	98	30 J
Lead	UG/L	25					
Magnesium	UG/L	35000	3,700	3,600	3,500	3,400	3,500
Manganese	UG/L	300	420	590	480	190	130
Mercury	UG/L	0.7					
Nickel	UG/L	100	8.5 J	11	7 J	5.5 J	2.3 J
Potassium	UG/L	-	1,600	1,600	1,500	1,300	1,300
Selenium	UG/L	10					
Silver	UG/L	50					
Sodium	UG/L	20000	8,500	7,900	8,800	7,800	8,000
Thallium	UG/L	0.5					
Vanadium	UG/L	-					
Zinc	UG/L	2000	5.8 J		2.7 J	2.8 J	

*- NYSDEC TOGS (1.1.1), Ambient Water Quality Standards and Guidance Values and Groundwater Effluent Limitations. June 1998 (includes 4/2000 and 6/2004 Addenda) Class GA.

Flags assigned during chemistry validation are shown.

 Concentration Exceeds

Empty Cell or ND - Not Detected. NA - Not Analyzed. D- Result reported from a secondary dilution analysis

J - The reported concentration is an estimated value. J- - Estimated value, low bias. J+ - Estimated value, high bias.

R - The data is rejected.


Only Detected Results Reported.

TABLE 3
HISTORICAL SUMMARY OF DETECTED COMPOUNDS IN GROUNDWATER
KERRY CHEMICAL SITE

Location ID			MW-07I	MW-07S	MW-07S	MW-07S	MW-07S
Sample ID			MW-07I	MW-7S-WG	MW-7S	MW-7S	MW-7S
Matrix			Groundwater	Groundwater	Groundwater	Groundwater	Groundwater
Depth Interval (ft)			-	-	-	-	-
Date Sampled			11/10/21	09/15/10	12/15/11	06/19/13	12/09/14
Parameter	Units	*					
Volatile Organic Compounds							
1,2,4-Trichlorobenzene	UG/L	5					
Acetone	UG/L	50					
Benzene	UG/L	1					
Chloromethane	UG/L	5					
Methyl ethyl ketone (2-Butanone)	UG/L	50					
Toluene	UG/L	5					
Xylene (total)	UG/L	5					
Semivolatile Organic Compounds							
2,4-Dichlorophenol	UG/L	5					
2,4-Dimethylphenol	UG/L	50					
2,6-Dinitrotoluene	UG/L	5					
2-Methylphenol (o-cresol)	UG/L	1					
4-Methylphenol (p-cresol)	UG/L	1					
Benzaldehyde	UG/L	-		NA			
Benzo(a)anthracene	UG/L	0.002					
Benzo(b)fluoranthene	UG/L	0.002					
bis(2-Ethylhexyl)phthalate	UG/L	5					
Caprolactam	UG/L	-		NA			
Diethylphthalate	UG/L	50					
Dimethylphthalate	UG/L	50					
Di-n-butylphthalate	UG/L	50					
Fluoranthene	UG/L	50					
Naphthalene	UG/L	10					
Pyrene	UG/L	50					

*- NYSDEC TOGS (1.1.1), Ambient Water Quality Standards and Guidance Values and Groundwater Effluent Limitations. June 1998 (includes 4/2000 and 6/2004 Addenda) Class GA.

Flags assigned during chemistry validation are shown.

 Concentration Exceeds

Empty Cell or ND - Not Detected. NA - Not Analyzed. D- Result reported from a secondary dilution analysis

J - The reported concentration is an estimated value. J- - Estimated value, low bias. J+ - Estimated value, high bias.

R - The data is rejected.


Only Detected Results Reported.

TABLE 3
HISTORICAL SUMMARY OF DETECTED COMPOUNDS IN GROUNDWATER
KERRY CHEMICAL SITE

Location ID			MW-07I	MW-07S	MW-07S	MW-07S	MW-07S
Sample ID			MW-07I	MW-7S-WG	MW-7S	MW-7S	MW-7S
Matrix			Groundwater	Groundwater	Groundwater	Groundwater	Groundwater
Depth Interval (ft)			-	-	-	-	-
Date Sampled			11/10/21	09/15/10	12/15/11	06/19/13	12/09/14
Parameter	Units	*					
Metals							
Aluminum	UG/L	-	690			70 J	99 J
Antimony	UG/L	3					
Arsenic	UG/L	25		10.9	6.3 J		
Barium	UG/L	1000	110	287	120	120	120
Beryllium	UG/L	3					
Cadmium	UG/L	5					
Calcium	UG/L	-	26,700	26,200	26,100	27,400	29,000
Chromium	UG/L	50	6.9		1.2 J		
Cobalt	UG/L	-	0.80 J	0.64 J			
Copper	UG/L	200	6.0 J				
Iron	UG/L	300	860	8,470	280	220	360
Lead	UG/L	25					
Magnesium	UG/L	35000	3,500	3,710 J	4,300	3,600	3,600
Manganese	UG/L	300	1,300	5,340	110	150	28
Mercury	UG/L	0.7					
Nickel	UG/L	100	12				
Potassium	UG/L	-	1,500	1,960 J	2,600	2,100	1,800
Selenium	UG/L	10					
Silver	UG/L	50					
Sodium	UG/L	20000	7,400	1,740 J	1,900	1,300	1,200
Thallium	UG/L	0.5		32.3			
Vanadium	UG/L	-					
Zinc	UG/L	2000	110	175		1.6 J	

*- NYSDEC TOGS (1.1.1), Ambient Water Quality Standards and Guidance Values and Groundwater Effluent Limitations. June 1998 (includes 4/2000 and 6/2004 Addenda) Class GA.

Flags assigned during chemistry validation are shown.

 Concentration Exceeds

Empty Cell or ND - Not Detected. NA - Not Analyzed. D- Result reported from a secondary dilution analysis

J - The reported concentration is an estimated value. J- - Estimated value, low bias. J+ - Estimated value, high bias.

R - The data is rejected.


Only Detected Results Reported.

TABLE 3
HISTORICAL SUMMARY OF DETECTED COMPOUNDS IN GROUNDWATER
KERRY CHEMICAL SITE

Location ID			MW-07S	MW-07S	MW-07S	MW-07S	MW-09S
Sample ID			MW-07S	MW-07S	MW-07S	MW-07S	MW-9S-WG
Matrix			Groundwater	Groundwater	Groundwater	Groundwater	Groundwater
Depth Interval (ft)			-	-	-	-	-
Date Sampled			12/08/15	12/05/17	10/09/19	11/10/21	09/15/10
Parameter	Units	*					
Volatile Organic Compounds							
1,2,4-Trichlorobenzene	UG/L	5					
Acetone	UG/L	50					
Benzene	UG/L	1					
Chloromethane	UG/L	5					
Methyl ethyl ketone (2-Butanone)	UG/L	50					
Toluene	UG/L	5					
Xylene (total)	UG/L	5					
Semivolatile Organic Compounds							
2,4-Dichlorophenol	UG/L	5					
2,4-Dimethylphenol	UG/L	50					
2,6-Dinitrotoluene	UG/L	5					
2-Methylphenol (o-cresol)	UG/L	1					
4-Methylphenol (p-cresol)	UG/L	1					
Benzaldehyde	UG/L	-					NA
Benzo(a)anthracene	UG/L	0.002					
Benzo(b)fluoranthene	UG/L	0.002					
bis(2-Ethylhexyl)phthalate	UG/L	5					
Caprolactam	UG/L	-					NA
Diethylphthalate	UG/L	50					
Dimethylphthalate	UG/L	50			24 J		
Di-n-butylphthalate	UG/L	50					
Fluoranthene	UG/L	50					
Naphthalene	UG/L	10					
Pyrene	UG/L	50					

*- NYSDEC TOGS (1.1.1), Ambient Water Quality Standards and Guidance Values and Groundwater Effluent Limitations. June 1998 (includes 4/2000 and 6/2004 Addenda) Class GA.

Flags assigned during chemistry validation are shown.

 Concentration Exceeds

Empty Cell or ND - Not Detected. NA - Not Analyzed. D- Result reported from a secondary dilution analysis

J - The reported concentration is an estimated value. J- - Estimated value, low bias. J+ - Estimated value, high bias.

R - The data is rejected.


Only Detected Results Reported.

TABLE 3
HISTORICAL SUMMARY OF DETECTED COMPOUNDS IN GROUNDWATER
KERRY CHEMICAL SITE

Location ID			MW-07S	MW-07S	MW-07S	MW-07S	MW-09S
Sample ID			MW-07S	MW-07S	MW-07S	MW-07S	MW-9S-WG
Matrix			Groundwater	Groundwater	Groundwater	Groundwater	Groundwater
Depth Interval (ft)			-	-	-	-	-
Date Sampled			12/08/15	12/05/17	10/09/19	11/10/21	09/15/10
Parameter	Units	*					
Metals							
Aluminum	UG/L	-	65 J		160 J+	270	448 J
Antimony	UG/L	3					
Arsenic	UG/L	25			18		
Barium	UG/L	1000	120	120	550	120	101 J
Beryllium	UG/L	3					
Cadmium	UG/L	5					0.42 J
Calcium	UG/L	-	25,400	27,200	26,900	22,500	21,600
Chromium	UG/L	50				1.1 J	
Cobalt	UG/L	-			1.9 J		0.44 J
Copper	UG/L	200			1.7 J		
Iron	UG/L	300	360	430	5,600	1,500	4,570
Lead	UG/L	25					
Magnesium	UG/L	35000	3,100	3,100	3,400	2,700	1,430 J
Manganese	UG/L	300	28	68	8,300	180	942
Mercury	UG/L	0.7					
Nickel	UG/L	100			2.2 J		3.4 J
Potassium	UG/L	-	1,800	1,600	1,600	1,700	829 J
Selenium	UG/L	10					
Silver	UG/L	50					
Sodium	UG/L	20000	1,300	1,700	3,800	1,000	2,170 J
Thallium	UG/L	0.5					9.6 J
Vanadium	UG/L	-					
Zinc	UG/L	2000		2.1 J			36.7

*- NYSDEC TOGS (1.1.1), Ambient Water Quality Standards and Guidance Values and Groundwater Effluent Limitations. June 1998 (includes 4/2000 and 6/2004 Addenda) Class GA.

Flags assigned during chemistry validation are shown.

 Concentration Exceeds

Empty Cell or ND - Not Detected. NA - Not Analyzed. D- Result reported from a secondary dilution analysis

J - The reported concentration is an estimated value. J- - Estimated value, low bias. J+ - Estimated value, high bias.

R - The data is rejected.


Only Detected Results Reported.

TABLE 3
HISTORICAL SUMMARY OF DETECTED COMPOUNDS IN GROUNDWATER
KERRY CHEMICAL SITE

Location ID			MW-09S	MW-09S	MW-09S	MW-09S	MW-09S
Sample ID			MW-9S	MW-9S	MW-9S	MW-9S	MW-9S
Matrix			Groundwater	Groundwater	Groundwater	Groundwater	Groundwater
Depth Interval (ft)			-	-	-	-	-
Date Sampled			12/16/11	06/19/13	12/09/14	12/08/15	12/05/17
Parameter	Units	*					
Volatile Organic Compounds							
1,2,4-Trichlorobenzene	UG/L	5					
Acetone	UG/L	50					2.9 J
Benzene	UG/L	1					
Chloromethane	UG/L	5					
Methyl ethyl ketone (2-Butanone)	UG/L	50					
Toluene	UG/L	5					
Xylene (total)	UG/L	5					
Semivolatile Organic Compounds							
2,4-Dichlorophenol	UG/L	5					
2,4-Dimethylphenol	UG/L	50					
2,6-Dinitrotoluene	UG/L	5					
2-Methylphenol (o-cresol)	UG/L	1					
4-Methylphenol (p-cresol)	UG/L	1					
Benzaldehyde	UG/L	-					
Benzo(a)anthracene	UG/L	0.002					
Benzo(b)fluoranthene	UG/L	0.002					
bis(2-Ethylhexyl)phthalate	UG/L	5					
Caprolactam	UG/L	-					
Diethylphthalate	UG/L	50					
Dimethylphthalate	UG/L	50					
Di-n-butylphthalate	UG/L	50					
Fluoranthene	UG/L	50					
Naphthalene	UG/L	10					
Pyrene	UG/L	50					

*- NYSDEC TOGS (1.1.1), Ambient Water Quality Standards and Guidance Values and Groundwater Effluent Limitations. June 1998 (includes 4/2000 and 6/2004 Addenda) Class GA.

Flags assigned during chemistry validation are shown.

 Concentration Exceeds

Empty Cell or ND - Not Detected. NA - Not Analyzed. D- Result reported from a secondary dilution analysis

J - The reported concentration is an estimated value. J- - Estimated value, low bias. J+ - Estimated value, high bias.

R - The data is rejected.


Only Detected Results Reported.

TABLE 3
HISTORICAL SUMMARY OF DETECTED COMPOUNDS IN GROUNDWATER
KERRY CHEMICAL SITE

Location ID			MW-09S	MW-09S	MW-09S	MW-09S	MW-09S
Sample ID			MW-9S	MW-9S	MW-9S	MW-9S	MW-9S
Matrix			Groundwater	Groundwater	Groundwater	Groundwater	Groundwater
Depth Interval (ft)			-	-	-	-	-
Date Sampled			12/16/11	06/19/13	12/09/14	12/08/15	12/05/17
Parameter	Units	*					
Metals							
Aluminum	UG/L	-	6,800	1,800	720	490	240
Antimony	UG/L	3					
Arsenic	UG/L	25	10	6.4 J			
Barium	UG/L	1000	110	72	65	63	54
Beryllium	UG/L	3					
Cadmium	UG/L	5					
Calcium	UG/L	-	11,900	14,900	17,300	15,500	15,400
Chromium	UG/L	50	8.2	1.9 J	1.5 J		
Cobalt	UG/L	-	4.4	1.1 J			
Copper	UG/L	200	15	2.3 J	1.6 J		
Iron	UG/L	300	10,000	3,500	2,500	2,200	1,700
Lead	UG/L	25	14				
Magnesium	UG/L	35000	2,300	1,600	1,600	1,400	1,400
Manganese	UG/L	300	410	240	240	230	200
Mercury	UG/L	0.7					
Nickel	UG/L	100	10	2.3 J			
Potassium	UG/L	-	2,800	1,200	750	800	610
Selenium	UG/L	10					
Silver	UG/L	50					
Sodium	UG/L	20000	960 J	1,200	1,100	1,200	1,100
Thallium	UG/L	0.5					
Vanadium	UG/L	-	7.3	2.1 J			
Zinc	UG/L	2000	30	9.5 J		1.9 J	2 J

*- NYSDEC TOGS (1.1.1), Ambient Water Quality Standards and Guidance Values and Groundwater Effluent Limitations. June 1998 (includes 4/2000 and 6/2004 Addenda) Class GA.

Flags assigned during chemistry validation are shown.

 Concentration Exceeds

Empty Cell or ND - Not Detected. NA - Not Analyzed. D- Result reported from a secondary dilution analysis

J - The reported concentration is an estimated value. J- - Estimated value, low bias. J+ - Estimated value, high bias.

R - The data is rejected.


Only Detected Results Reported.

TABLE 3
HISTORICAL SUMMARY OF DETECTED COMPOUNDS IN GROUNDWATER
KERRY CHEMICAL SITE

Location ID			MW-09S	MW-09S	MW-10D	MW-10D	MW-10D
Sample ID			MW-09S	MW-09S	DUP-091510	MW-10D-WG	MW-10D
Matrix			Groundwater	Groundwater	Groundwater	Groundwater	Groundwater
Depth Interval (ft)			-	-	-	-	-
Date Sampled			10/09/19	11/10/21	09/15/10	09/15/10	12/14/11
Parameter	Units	*			Field Duplicate (1-1)		
Volatile Organic Compounds							
1,2,4-Trichlorobenzene	UG/L	5					1.3
Acetone	UG/L	50					
Benzene	UG/L	1					
Chloromethane	UG/L	5					
Methyl ethyl ketone (2-Butanone)	UG/L	50					
Toluene	UG/L	5					
Xylene (total)	UG/L	5					
Semivolatile Organic Compounds							
2,4-Dichlorophenol	UG/L	5					
2,4-Dimethylphenol	UG/L	50					
2,6-Dinitrotoluene	UG/L	5					
2-Methylphenol (o-cresol)	UG/L	1					
4-Methylphenol (p-cresol)	UG/L	1					
Benzaldehyde	UG/L	-			NA	NA	
Benzo(a)anthracene	UG/L	0.002					
Benzo(b)fluoranthene	UG/L	0.002					
bis(2-Ethylhexyl)phthalate	UG/L	5					
Caprolactam	UG/L	-			NA	NA	
Diethylphthalate	UG/L	50					
Dimethylphthalate	UG/L	50					
Di-n-butylphthalate	UG/L	50					
Fluoranthene	UG/L	50					
Naphthalene	UG/L	10					
Pyrene	UG/L	50					

*- NYSDEC TOGS (1.1.1), Ambient Water Quality Standards and Guidance Values and Groundwater Effluent Limitations. June 1998 (includes 4/2000 and 6/2004 Addenda) Class GA.

Flags assigned during chemistry validation are shown.

 Concentration Exceeds

Empty Cell or ND - Not Detected. NA - Not Analyzed. D- Result reported from a secondary dilution analysis

J - The reported concentration is an estimated value. J- - Estimated value, low bias. J+ - Estimated value, high bias.

R - The data is rejected.


Only Detected Results Reported.

TABLE 3
HISTORICAL SUMMARY OF DETECTED COMPOUNDS IN GROUNDWATER
KERRY CHEMICAL SITE

Location ID			MW-09S	MW-09S	MW-10D	MW-10D	MW-10D
Sample ID			MW-09S	MW-09S	DUP-091510	MW-10D-WG	MW-10D
Matrix			Groundwater	Groundwater	Groundwater	Groundwater	Groundwater
Depth Interval (ft)			-	-	-	-	-
Date Sampled			10/09/19	11/10/21	09/15/10	09/15/10	12/14/11
Parameter	Units	*			Field Duplicate (1-1)		
Metals							
Aluminum	UG/L	-	110 J+	270	224 J	233 J	900
Antimony	UG/L	3					
Arsenic	UG/L	25					
Barium	UG/L	1000	72	58			50
Beryllium	UG/L	3					
Cadmium	UG/L	5					
Calcium	UG/L	-	18,700	14,300	22,200	21,700	21,800
Chromium	UG/L	50		1.2 J			4.6
Cobalt	UG/L	-					1.1 J
Copper	UG/L	200					
Iron	UG/L	300	2,700	2,200	386	382	1,000
Lead	UG/L	25					
Magnesium	UG/L	35000	1,800	1,300	2,850 J	2,800 J	3,100
Manganese	UG/L	300	270	220	94.6	93.0	150
Mercury	UG/L	0.7					
Nickel	UG/L	100				0.68 J	3.1 J
Potassium	UG/L	-	680	670	819 J	802 J	1,200
Selenium	UG/L	10					
Silver	UG/L	50					
Sodium	UG/L	20000	1,200	1,100	4,920 J	4,810 J	5,200
Thallium	UG/L	0.5			9.4 J	9.2 J	
Vanadium	UG/L	-					
Zinc	UG/L	2000		22	8.9 J	6.8 J	4.2 J

*- NYSDEC TOGS (1.1.1), Ambient Water Quality Standards and Guidance Values and Groundwater Effluent Limitations. June 1998 (includes 4/2000 and 6/2004 Addenda) Class GA.

Flags assigned during chemistry validation are shown.

 Concentration Exceeds

Empty Cell or ND - Not Detected. NA - Not Analyzed. D- Result reported from a secondary dilution analysis

J - The reported concentration is an estimated value. J- - Estimated value, low bias. J+ - Estimated value, high bias.

R - The data is rejected.


Only Detected Results Reported.

TABLE 3
HISTORICAL SUMMARY OF DETECTED COMPOUNDS IN GROUNDWATER
KERRY CHEMICAL SITE

Location ID			MW-10D	MW-10D	MW-10D	MW-10D	MW-10D
Sample ID			MW-10D	MW-10D	MW-10D	MW-10D	MW-10D
Matrix			Groundwater	Groundwater	Groundwater	Groundwater	Groundwater
Depth Interval (ft)			-	-	-	-	-
Date Sampled			06/18/13	12/09/14	12/08/15	12/05/17	10/09/19
Parameter	Units	*					
Volatile Organic Compounds							
1,2,4-Trichlorobenzene	UG/L	5					
Acetone	UG/L	50				3.9 J	
Benzene	UG/L	1					
Chloromethane	UG/L	5					
Methyl ethyl ketone (2-Butanone)	UG/L	50					
Toluene	UG/L	5					
Xylene (total)	UG/L	5					
Semivolatile Organic Compounds							
2,4-Dichlorophenol	UG/L	5					
2,4-Dimethylphenol	UG/L	50					
2,6-Dinitrotoluene	UG/L	5					
2-Methylphenol (o-cresol)	UG/L	1					
4-Methylphenol (p-cresol)	UG/L	1					
Benzaldehyde	UG/L	-					
Benzo(a)anthracene	UG/L	0.002					
Benzo(b)fluoranthene	UG/L	0.002					
bis(2-Ethylhexyl)phthalate	UG/L	5					
Caprolactam	UG/L	-					
Diethylphthalate	UG/L	50					
Dimethylphthalate	UG/L	50					
Di-n-butylphthalate	UG/L	50					
Fluoranthene	UG/L	50					
Naphthalene	UG/L	10					
Pyrene	UG/L	50					

*- NYSDEC TOGS (1.1.1), Ambient Water Quality Standards and Guidance Values and Groundwater Effluent Limitations. June 1998 (includes 4/2000 and 6/2004 Addenda) Class GA.

Flags assigned during chemistry validation are shown.

 Concentration Exceeds

Empty Cell or ND - Not Detected. NA - Not Analyzed. D- Result reported from a secondary dilution analysis

J - The reported concentration is an estimated value. J- - Estimated value, low bias. J+ - Estimated value, high bias.

R - The data is rejected.


Only Detected Results Reported.

TABLE 3
HISTORICAL SUMMARY OF DETECTED COMPOUNDS IN GROUNDWATER
KERRY CHEMICAL SITE

Location ID			MW-10D	MW-10D	MW-10D	MW-10D	MW-10D
Sample ID			MW-10D	MW-10D	MW-10D	MW-10D	MW-10D
Matrix			Groundwater	Groundwater	Groundwater	Groundwater	Groundwater
Depth Interval (ft)			-	-	-	-	-
Date Sampled			06/18/13	12/09/14	12/08/15	12/05/17	10/09/19
Parameter	Units	*					
Metals							
Aluminum	UG/L	-	310	1,100			
Antimony	UG/L	3					
Arsenic	UG/L	25					
Barium	UG/L	1000	51	53	42	39	37
Beryllium	UG/L	3					
Cadmium	UG/L	5					
Calcium	UG/L	-	23,500	23,100	22,900	23,600	22,500
Chromium	UG/L	50	6.3	5.4	2 J		4.3
Cobalt	UG/L	-		0.70 J			
Copper	UG/L	200	2.6 J	3.9 J			
Iron	UG/L	300	400	1,400	47 J	120	35 J
Lead	UG/L	25		3.9 J			
Magnesium	UG/L	35000	3,200	3,300	3,100	3,000	2,900
Manganese	UG/L	300	200	110	38	56	19
Mercury	UG/L	0.7					
Nickel	UG/L	100	4.7 J	3.2 J	1.3 J	1.3 J	1.5 J
Potassium	UG/L	-	1,000	1,200	970	870	770
Selenium	UG/L	10					
Silver	UG/L	50					
Sodium	UG/L	20000	5,400	5,100	5,900	5,200	4,800
Thallium	UG/L	0.5					
Vanadium	UG/L	-					
Zinc	UG/L	2000	1.9 J	11	4.1 J	2.2 J	

*- NYSDEC TOGS (1.1.1), Ambient Water Quality Standards and Guidance Values and Groundwater Effluent Limitations. June 1998 (includes 4/2000 and 6/2004 Addenda) Class GA.

Flags assigned during chemistry validation are shown.

 Concentration Exceeds

Empty Cell or ND - Not Detected. NA - Not Analyzed. D- Result reported from a secondary dilution analysis

J - The reported concentration is an estimated value. J- - Estimated value, low bias. J+ - Estimated value, high bias.

R - The data is rejected.


Only Detected Results Reported.

TABLE 3
HISTORICAL SUMMARY OF DETECTED COMPOUNDS IN GROUNDWATER
KERRY CHEMICAL SITE

Location ID			MW-10D	MW-10I	MW-10I	MW-10I	MW-10I
Sample ID			MW-10D	MW-10I-WG	MW-10I	MW-10I	MW-10I
Matrix			Groundwater	Groundwater	Groundwater	Groundwater	Groundwater
Depth Interval (ft)			-	-	-	-	-
Date Sampled			11/10/21	09/15/10	12/14/11	06/18/13	12/09/14
Parameter	Units	*					
Volatile Organic Compounds							
1,2,4-Trichlorobenzene	UG/L	5					
Acetone	UG/L	50					
Benzene	UG/L	1					
Chloromethane	UG/L	5					
Methyl ethyl ketone (2-Butanone)	UG/L	50					
Toluene	UG/L	5					
Xylene (total)	UG/L	5					
Semivolatile Organic Compounds							
2,4-Dichlorophenol	UG/L	5					
2,4-Dimethylphenol	UG/L	50					
2,6-Dinitrotoluene	UG/L	5					
2-Methylphenol (o-cresol)	UG/L	1					
4-Methylphenol (p-cresol)	UG/L	1					
Benzaldehyde	UG/L	-		NA			
Benzo(a)anthracene	UG/L	0.002					
Benzo(b)fluoranthene	UG/L	0.002					
bis(2-Ethylhexyl)phthalate	UG/L	5					
Caprolactam	UG/L	-		NA			
Diethylphthalate	UG/L	50					
Dimethylphthalate	UG/L	50					
Di-n-butylphthalate	UG/L	50					
Fluoranthene	UG/L	50					
Naphthalene	UG/L	10					
Pyrene	UG/L	50					

*- NYSDEC TOGS (1.1.1), Ambient Water Quality Standards and Guidance Values and Groundwater Effluent Limitations. June 1998 (includes 4/2000 and 6/2004 Addenda) Class GA.

Flags assigned during chemistry validation are shown.

 Concentration Exceeds

Empty Cell or ND - Not Detected. NA - Not Analyzed. D- Result reported from a secondary dilution analysis

J - The reported concentration is an estimated value. J- - Estimated value, low bias. J+ - Estimated value, high bias.

R - The data is rejected.


Only Detected Results Reported.

TABLE 3
HISTORICAL SUMMARY OF DETECTED COMPOUNDS IN GROUNDWATER
KERRY CHEMICAL SITE

Location ID			MW-10D	MW-10I	MW-10I	MW-10I	MW-10I
Sample ID			MW-10D	MW-10I-WG	MW-10I	MW-10I	MW-10I
Matrix			Groundwater	Groundwater	Groundwater	Groundwater	Groundwater
Depth Interval (ft)			-	-	-	-	-
Date Sampled			11/10/21	09/15/10	12/14/11	06/18/13	12/09/14
Parameter	Units	*					
Metals							
Aluminum	UG/L	-	160 J		2,300	1,200	1,300
Antimony	UG/L	3					
Arsenic	UG/L	25					
Barium	UG/L	1000	54		87	89	76
Beryllium	UG/L	3					
Cadmium	UG/L	5					
Calcium	UG/L	-	23,100	23,200	24,300	26,600	25,600
Chromium	UG/L	50	3.7 J		5.7	3.2 J	3.5 J
Cobalt	UG/L	-			0.96 J		0.65 J
Copper	UG/L	200				3.4 J	2.5 J
Iron	UG/L	300	280	186	2,200	1,100	1,300
Lead	UG/L	25					
Magnesium	UG/L	35000	3,000	3,080 J	4,000	3,800	3,800
Manganese	UG/L	300	210	473	710	620	610
Mercury	UG/L	0.7					
Nickel	UG/L	100	4.3 J	0.79 J	4.1 J	2.4 J	2.0 J
Potassium	UG/L	-	890	848 J	1,600	1,400	1,300
Selenium	UG/L	10					
Silver	UG/L	50					
Sodium	UG/L	20000	5,000	8,130 J	8,100	8,500	7,400
Thallium	UG/L	0.5		6.1 J			
Vanadium	UG/L	-			2.4 J		
Zinc	UG/L	2000	1.8 J	29.5	6.9 J	9.7 J	

*- NYSDEC TOGS (1.1.1), Ambient Water Quality Standards and Guidance Values and Groundwater Effluent Limitations. June 1998 (includes 4/2000 and 6/2004 Addenda) Class GA.

Flags assigned during chemistry validation are shown.

 Concentration Exceeds

Empty Cell or ND - Not Detected. NA - Not Analyzed. D- Result reported from a secondary dilution analysis

J - The reported concentration is an estimated value. J- - Estimated value, low bias. J+ - Estimated value, high bias.

R - The data is rejected.


Only Detected Results Reported.

TABLE 3
HISTORICAL SUMMARY OF DETECTED COMPOUNDS IN GROUNDWATER
KERRY CHEMICAL SITE

Location ID			MW-10I	MW-10I	MW-10I	MW-10I	MW-10S
Sample ID			MW-10I	MW-10I	MW-10I	MW-10I	MW-10S-WG
Matrix			Groundwater	Groundwater	Groundwater	Groundwater	Groundwater
Depth Interval (ft)			-	-	-	-	-
Date Sampled			12/08/15	12/05/17	10/09/19	11/10/21	09/15/10
Parameter	Units	*					
Volatile Organic Compounds							
1,2,4-Trichlorobenzene	UG/L	5					
Acetone	UG/L	50		3.3 J			
Benzene	UG/L	1					
Chloromethane	UG/L	5					
Methyl ethyl ketone (2-Butanone)	UG/L	50					
Toluene	UG/L	5					
Xylene (total)	UG/L	5					
Semivolatile Organic Compounds							
2,4-Dichlorophenol	UG/L	5					
2,4-Dimethylphenol	UG/L	50			3.7 J		3 J
2,6-Dinitrotoluene	UG/L	5					
2-Methylphenol (o-cresol)	UG/L	1					2 J
4-Methylphenol (p-cresol)	UG/L	1					
Benzaldehyde	UG/L	-	0.30 J				NA
Benzo(a)anthracene	UG/L	0.002					
Benzo(b)fluoranthene	UG/L	0.002					
bis(2-Ethylhexyl)phthalate	UG/L	5					
Caprolactam	UG/L	-					NA
Diethylphthalate	UG/L	50					
Dimethylphthalate	UG/L	50			4.9 J		5 J
Di-n-butylphthalate	UG/L	50					
Fluoranthene	UG/L	50					
Naphthalene	UG/L	10					1 J
Pyrene	UG/L	50					

*- NYSDEC TOGS (1.1.1), Ambient Water Quality Standards and Guidance Values and Groundwater Effluent Limitations. June 1998 (includes 4/2000 and 6/2004 Addenda) Class GA.

Flags assigned during chemistry validation are shown.

 Concentration Exceeds

Empty Cell or ND - Not Detected. NA - Not Analyzed. D- Result reported from a secondary dilution analysis

J - The reported concentration is an estimated value. J- - Estimated value, low bias. J+ - Estimated value, high bias.

R - The data is rejected.


Only Detected Results Reported.

TABLE 3
HISTORICAL SUMMARY OF DETECTED COMPOUNDS IN GROUNDWATER
KERRY CHEMICAL SITE

Location ID			MW-10I	MW-10I	MW-10I	MW-10I	MW-10S
Sample ID			MW-10I	MW-10I	MW-10I	MW-10I	MW-10S-WG
Matrix			Groundwater	Groundwater	Groundwater	Groundwater	Groundwater
Depth Interval (ft)			-	-	-	-	-
Date Sampled			12/08/15	12/05/17	10/09/19	11/10/21	09/15/10
Parameter	Units	*					
Metals							
Aluminum	UG/L	-	660		180 J+	790	
Antimony	UG/L	3					
Arsenic	UG/L	25					
Barium	UG/L	1000	67	45	160	60	259
Beryllium	UG/L	3					
Cadmium	UG/L	5					
Calcium	UG/L	-	24,200	24,400	51,100	24,900	34,500
Chromium	UG/L	50	1.4 J	1.7 J		1.8 J	
Cobalt	UG/L	-					
Copper	UG/L	200			32		40.7
Iron	UG/L	300	610	25 J	6,600	750	8,600
Lead	UG/L	25					
Magnesium	UG/L	35000	3,400	3,200	3,100	3,400	1,900 J
Manganese	UG/L	300	420	37	2,800	230	2,440
Mercury	UG/L	0.7					
Nickel	UG/L	100	1.6 J			1.6 J	
Potassium	UG/L	-	1,200	920	2,500	1,100	1,970 J
Selenium	UG/L	10					
Silver	UG/L	50					
Sodium	UG/L	20000	8,100	7,000	3,800	6,600	3,590 J
Thallium	UG/L	0.5					30.2
Vanadium	UG/L	-					
Zinc	UG/L	2000	2.3 J		11 J+	16	17.2 J

*- NYSDEC TOGS (1.1.1), Ambient Water Quality Standards and Guidance Values and Groundwater Effluent Limitations. June 1998 (includes 4/2000 and 6/2004 Addenda) Class GA.

Flags assigned during chemistry validation are shown.

 Concentration Exceeds

Empty Cell or ND - Not Detected. NA - Not Analyzed. D- Result reported from a secondary dilution analysis

J - The reported concentration is an estimated value. J- - Estimated value, low bias. J+ - Estimated value, high bias.

R - The data is rejected.


Only Detected Results Reported.

TABLE 3
HISTORICAL SUMMARY OF DETECTED COMPOUNDS IN GROUNDWATER
KERRY CHEMICAL SITE

Location ID			MW-10S	MW-10S	MW-10S	MW-10S	MW-10S
Sample ID			FD-1	MW-10S	FD-06182013	MW-10S	MW-10S
Matrix			Groundwater	Groundwater	Groundwater	Groundwater	Groundwater
Depth Interval (ft)			-	-	-	-	-
Date Sampled			12/14/11	12/14/11	06/18/13	06/18/13	12/09/14
Parameter	Units	*	Field Duplicate (1-1)		Field Duplicate (1-1)		
Volatile Organic Compounds							
1,2,4-Trichlorobenzene	UG/L	5					
Acetone	UG/L	50	3.7 J			3.2 J	
Benzene	UG/L	1					
Chloromethane	UG/L	5	0.59 J				
Methyl ethyl ketone (2-Butanone)	UG/L	50			1.4 J	1.4 J	
Toluene	UG/L	5					
Xylene (total)	UG/L	5					
Semivolatile Organic Compounds							
2,4-Dichlorophenol	UG/L	5					
2,4-Dimethylphenol	UG/L	50			3.5 J	1.0 J	
2,6-Dinitrotoluene	UG/L	5					
2-Methylphenol (o-cresol)	UG/L	1					0.44 J
4-Methylphenol (p-cresol)	UG/L	1					0.63 J
Benzaldehyde	UG/L	-				0.26 J	
Benzo(a)anthracene	UG/L	0.002					
Benzo(b)fluoranthene	UG/L	0.002					
bis(2-Ethylhexyl)phthalate	UG/L	5					
Caprolactam	UG/L	-					
Diethylphthalate	UG/L	50					
Dimethylphthalate	UG/L	50	2.1 J	2.5 J			
Di-n-butylphthalate	UG/L	50					
Fluoranthene	UG/L	50					
Naphthalene	UG/L	10					
Pyrene	UG/L	50					

*- NYSDEC TOGS (1.1.1), Ambient Water Quality Standards and Guidance Values and Groundwater Effluent Limitations. June 1998 (includes 4/2000 and 6/2004 Addenda) Class GA.

Flags assigned during chemistry validation are shown.

 Concentration Exceeds

Empty Cell or ND - Not Detected. NA - Not Analyzed. D- Result reported from a secondary dilution analysis

J - The reported concentration is an estimated value. J- - Estimated value, low bias. J+ - Estimated value, high bias.

R - The data is rejected.


Only Detected Results Reported.

TABLE 3
HISTORICAL SUMMARY OF DETECTED COMPOUNDS IN GROUNDWATER
KERRY CHEMICAL SITE

Location ID			MW-10S	MW-10S	MW-10S	MW-10S	MW-10S
Sample ID			FD-1	MW-10S	FD-06182013	MW-10S	MW-10S
Matrix			Groundwater	Groundwater	Groundwater	Groundwater	Groundwater
Depth Interval (ft)			-	-	-	-	-
Date Sampled			12/14/11	12/14/11	06/18/13	06/18/13	12/09/14
Parameter	Units	*	Field Duplicate (1-1)		Field Duplicate (1-1)		
Metals							
Aluminum	UG/L	-	170 J	480	170 J	180 J	270
Antimony	UG/L	3					
Arsenic	UG/L	25					
Barium	UG/L	1000	130	140	120	120	80
Beryllium	UG/L	3					
Cadmium	UG/L	5					
Calcium	UG/L	-	27,600	25,700	29,200	29,500	17,400
Chromium	UG/L	50		1.4 J			
Cobalt	UG/L	-		0.81 J			
Copper	UG/L	200	34 J	67 J	35	39	41
Iron	UG/L	300	3,700 J	7,700 J	3,000	3,300	2,300
Lead	UG/L	25		8.8			4.3 J
Magnesium	UG/L	35000	2,000	2,000	2,100	2,100	1,500
Manganese	UG/L	300	1,200	1,300	780	770	460
Mercury	UG/L	0.7					
Nickel	UG/L	100		2.2 J			
Potassium	UG/L	-	1,900	1,900	1,900	2,000	1,300
Selenium	UG/L	10					
Silver	UG/L	50					
Sodium	UG/L	20000	1,800	1,800	1,900	2,000	1,500
Thallium	UG/L	0.5					
Vanadium	UG/L	-	1.2 J	2.2 J			
Zinc	UG/L	2000	8.0 J	9.0 J	6.7 J	6.9 J	17

*- NYSDEC TOGS (1.1.1), Ambient Water Quality Standards and Guidance Values and Groundwater Effluent Limitations. June 1998 (includes 4/2000 and 6/2004 Addenda) Class GA.

Flags assigned during chemistry validation are shown.

 Concentration Exceeds

Empty Cell or ND - Not Detected. NA - Not Analyzed. D- Result reported from a secondary dilution analysis

J - The reported concentration is an estimated value. J- - Estimated value, low bias. J+ - Estimated value, high bias.

R - The data is rejected.


Only Detected Results Reported.

TABLE 3
HISTORICAL SUMMARY OF DETECTED COMPOUNDS IN GROUNDWATER
KERRY CHEMICAL SITE

Location ID			MW-10S	MW-10S	MW-10S	MW-10S	MW-10S
Sample ID			FD-120815	MW-10S	MW-10S	MW-10S	MW-10S
Matrix			Groundwater	Groundwater	Groundwater	Groundwater	Groundwater
Depth Interval (ft)			-	-	-	-	-
Date Sampled			12/08/15	12/08/15	12/05/17	10/09/19	11/10/21
Parameter	Units	*	Field Duplicate (1-1)				
Volatile Organic Compounds							
1,2,4-Trichlorobenzene	UG/L	5					
Acetone	UG/L	50			4.3 J		
Benzene	UG/L	1			0.31 J		
Chloromethane	UG/L	5					
Methyl ethyl ketone (2-Butanone)	UG/L	50					
Toluene	UG/L	5			0.31 J		
Xylene (total)	UG/L	5			0.36 J		
Semivolatile Organic Compounds							
2,4-Dichlorophenol	UG/L	5					
2,4-Dimethylphenol	UG/L	50	3.3 J	2.7 J			3.1 J
2,6-Dinitrotoluene	UG/L	5					
2-Methylphenol (o-cresol)	UG/L	1					1.3 J
4-Methylphenol (p-cresol)	UG/L	1					
Benzaldehyde	UG/L	-	0.51 J				
Benzo(a)anthracene	UG/L	0.002					
Benzo(b)fluoranthene	UG/L	0.002					
bis(2-Ethylhexyl)phthalate	UG/L	5					
Caprolactam	UG/L	-					
Diethylphthalate	UG/L	50					
Dimethylphthalate	UG/L	50					
Di-n-butylphthalate	UG/L	50		0.35 J			
Fluoranthene	UG/L	50					
Naphthalene	UG/L	10					
Pyrene	UG/L	50					

*- NYSDEC TOGS (1.1.1), Ambient Water Quality Standards and Guidance Values and Groundwater Effluent Limitations. June 1998 (includes 4/2000 and 6/2004 Addenda) Class GA.

Flags assigned during chemistry validation are shown.

 Concentration Exceeds

Empty Cell or ND - Not Detected. NA - Not Analyzed. D- Result reported from a secondary dilution analysis

J - The reported concentration is an estimated value. J- - Estimated value, low bias. J+ - Estimated value, high bias.

R - The data is rejected.


Only Detected Results Reported.

TABLE 3
HISTORICAL SUMMARY OF DETECTED COMPOUNDS IN GROUNDWATER
KERRY CHEMICAL SITE

Location ID			MW-10S	MW-10S	MW-10S	MW-10S	MW-10S
Sample ID			FD-120815	MW-10S	MW-10S	MW-10S	MW-10S
Matrix			Groundwater	Groundwater	Groundwater	Groundwater	Groundwater
Depth Interval (ft)			-	-	-	-	-
Date Sampled			12/08/15	12/08/15	12/05/17	10/09/19	11/10/21
Parameter	Units	*	Field Duplicate (1-1)				
Metals							
Aluminum	UG/L	-	280	340	120 J		590
Antimony	UG/L	3					
Arsenic	UG/L	25					
Barium	UG/L	1000	93	97	120	50	110
Beryllium	UG/L	3					
Cadmium	UG/L	5			1.5 J		
Calcium	UG/L	-	21,600	21,500	38,900	25,100	23,900
Chromium	UG/L	50				1.5 J	1.1 J
Cobalt	UG/L	-					
Copper	UG/L	200	41	47	27		67
Iron	UG/L	300	2,300	2,900	2,200		4,700
Lead	UG/L	25	3.5 J	4.9 J	4.2 J		12
Magnesium	UG/L	35000	1,700	1,800	2,400	3,300	2,400
Manganese	UG/L	300	560	580	1,600	12	560
Mercury	UG/L	0.7					
Nickel	UG/L	100					
Potassium	UG/L	-	1,600	1,500	2,100	950	1,800
Selenium	UG/L	10					
Silver	UG/L	50					
Sodium	UG/L	20000	1,800	1,800	3,000	6,900	2,000
Thallium	UG/L	0.5					
Vanadium	UG/L	-					2.0 J
Zinc	UG/L	2000	15	15	14		15

*- NYSDEC TOGS (1.1.1), Ambient Water Quality Standards and Guidance Values and Groundwater Effluent Limitations. June 1998 (includes 4/2000 and 6/2004 Addenda) Class GA.

Flags assigned during chemistry validation are shown.

 Concentration Exceeds

Empty Cell or ND - Not Detected. NA - Not Analyzed. D- Result reported from a secondary dilution analysis

J - The reported concentration is an estimated value. J- - Estimated value, low bias. J+ - Estimated value, high bias.

R - The data is rejected.


Only Detected Results Reported.

TABLE 3
HISTORICAL SUMMARY OF DETECTED COMPOUNDS IN GROUNDWATER
KERRY CHEMICAL SITE

Location ID			MW-B1D	MW-B1D	MW-B1D	MW-B1D	MW-B1D
Sample ID			MW-B1D-WG	MW-B1D	MW-B1D	MW-B1D	MW-B1D
Matrix			Groundwater	Groundwater	Groundwater	Groundwater	Groundwater
Depth Interval (ft)			-	-	-	-	-
Date Sampled			09/16/10	12/15/11	06/19/13	12/09/14	12/08/15
Parameter	Units	*					
Volatile Organic Compounds							
1,2,4-Trichlorobenzene	UG/L	5					
Acetone	UG/L	50					
Benzene	UG/L	1					
Chloromethane	UG/L	5					
Methyl ethyl ketone (2-Butanone)	UG/L	50					
Toluene	UG/L	5					
Xylene (total)	UG/L	5					
Semivolatile Organic Compounds							
2,4-Dichlorophenol	UG/L	5					
2,4-Dimethylphenol	UG/L	50					
2,6-Dinitrotoluene	UG/L	5					
2-Methylphenol (o-cresol)	UG/L	1					
4-Methylphenol (p-cresol)	UG/L	1					
Benzaldehyde	UG/L	-	NA				
Benzo(a)anthracene	UG/L	0.002					
Benzo(b)fluoranthene	UG/L	0.002					
bis(2-Ethylhexyl)phthalate	UG/L	5	1 J				
Caprolactam	UG/L	-	NA				
Diethylphthalate	UG/L	50					
Dimethylphthalate	UG/L	50					
Di-n-butylphthalate	UG/L	50					
Fluoranthene	UG/L	50					
Naphthalene	UG/L	10					
Pyrene	UG/L	50					

*- NYSDEC TOGS (1.1.1), Ambient Water Quality Standards and Guidance Values and Groundwater Effluent Limitations. June 1998 (includes 4/2000 and 6/2004 Addenda) Class GA.

Flags assigned during chemistry validation are shown.

 Concentration Exceeds

Empty Cell or ND - Not Detected. NA - Not Analyzed. D- Result reported from a secondary dilution analysis

J - The reported concentration is an estimated value. J- - Estimated value, low bias. J+ - Estimated value, high bias.

R - The data is rejected.


Only Detected Results Reported.

TABLE 3
HISTORICAL SUMMARY OF DETECTED COMPOUNDS IN GROUNDWATER
KERRY CHEMICAL SITE

Location ID			MW-B1D	MW-B1D	MW-B1D	MW-B1D	MW-B1D
Sample ID			MW-B1D-WG	MW-B1D	MW-B1D	MW-B1D	MW-B1D
Matrix			Groundwater	Groundwater	Groundwater	Groundwater	Groundwater
Depth Interval (ft)			-	-	-	-	-
Date Sampled			09/16/10	12/15/11	06/19/13	12/09/14	12/08/15
Parameter	Units	*					
Metals							
Aluminum	UG/L	-	1,020 J	2,600	3,000	330	290
Antimony	UG/L	3					
Arsenic	UG/L	25		9.3 J	9.7 J		6.3 J
Barium	UG/L	1000		55	66	32	35
Beryllium	UG/L	3					
Cadmium	UG/L	5			0.67 J		
Calcium	UG/L	-	15,500	26,700	19,200	15,600	13,200
Chromium	UG/L	50		7.1	7.6	2.0 J	1.8 J
Cobalt	UG/L	-	0.65 J	1.2 J	1.8 J		
Copper	UG/L	200			4.7 J		
Iron	UG/L	300	1,700	2,600	4,300	250	230
Lead	UG/L	25					
Magnesium	UG/L	35000	1,310 J	1,300	2,100	1,400	1,600
Manganese	UG/L	300	82.4	110	170	7.2	7.7
Mercury	UG/L	0.7					
Nickel	UG/L	100	2.2 J	2.1 J	4.3 J		
Potassium	UG/L	-		2,300	2,500	1,300	1,400
Selenium	UG/L	10					
Silver	UG/L	50					
Sodium	UG/L	20000	2,750 J	3,500	3,500	3,100	3,500
Thallium	UG/L	0.5					
Vanadium	UG/L	-		4.2 J	5.0	2.1 J	1.6 J
Zinc	UG/L	2000	9.1 J	13	26		4.2 J

*- NYSDEC TOGS (1.1.1), Ambient Water Quality Standards and Guidance Values and Groundwater Effluent Limitations. June 1998 (includes 4/2000 and 6/2004 Addenda) Class GA.

Flags assigned during chemistry validation are shown.

 Concentration Exceeds

Empty Cell or ND - Not Detected. NA - Not Analyzed. D- Result reported from a secondary dilution analysis

J - The reported concentration is an estimated value. J- - Estimated value, low bias. J+ - Estimated value, high bias.

R - The data is rejected.


Only Detected Results Reported.

TABLE 3
HISTORICAL SUMMARY OF DETECTED COMPOUNDS IN GROUNDWATER
KERRY CHEMICAL SITE

Location ID			MW-B1D	MW-B1D	MW-B1D	MW-B1S	MW-B1S
Sample ID			MW-B1D	MW-B1D	MW-B1D	MW-B1S	MW-B1S
Matrix			Groundwater	Groundwater	Groundwater	Groundwater	Groundwater
Depth Interval (ft)			-	-	-	-	-
Date Sampled			12/05/17	10/09/19	11/10/21	06/19/13	12/09/14
Parameter	Units	*					
Volatile Organic Compounds							
1,2,4-Trichlorobenzene	UG/L	5					
Acetone	UG/L	50				3.4 J	
Benzene	UG/L	1					
Chloromethane	UG/L	5					
Methyl ethyl ketone (2-Butanone)	UG/L	50					
Toluene	UG/L	5					
Xylene (total)	UG/L	5					
Semivolatile Organic Compounds							
2,4-Dichlorophenol	UG/L	5					
2,4-Dimethylphenol	UG/L	50					
2,6-Dinitrotoluene	UG/L	5					
2-Methylphenol (o-cresol)	UG/L	1					
4-Methylphenol (p-cresol)	UG/L	1				1.2 J	
Benzaldehyde	UG/L	-				0.33 J	
Benzo(a)anthracene	UG/L	0.002					
Benzo(b)fluoranthene	UG/L	0.002				0.72 J	0.53 J
bis(2-Ethylhexyl)phthalate	UG/L	5				1.7 J	
Caprolactam	UG/L	-	280 D				
Diethylphthalate	UG/L	50	0.86 J				
Dimethylphthalate	UG/L	50					
Di-n-butylphthalate	UG/L	50					
Fluoranthene	UG/L	50				1.3 J	0.43 J
Naphthalene	UG/L	10					
Pyrene	UG/L	50				1.2 J	0.41 J

*- NYSDEC TOGS (1.1.1), Ambient Water Quality Standards and Guidance Values and Groundwater Effluent Limitations. June 1998 (includes 4/2000 and 6/2004 Addenda) Class GA.

Flags assigned during chemistry validation are shown.

 Concentration Exceeds

Empty Cell or ND - Not Detected. NA - Not Analyzed. D- Result reported from a secondary dilution analysis

J - The reported concentration is an estimated value. J- - Estimated value, low bias. J+ - Estimated value, high bias.

R - The data is rejected.


Only Detected Results Reported.

TABLE 3
HISTORICAL SUMMARY OF DETECTED COMPOUNDS IN GROUNDWATER
KERRY CHEMICAL SITE

Location ID			MW-B1D	MW-B1D	MW-B1D	MW-B1S	MW-B1S
Sample ID			MW-B1D	MW-B1D	MW-B1D	MW-B1S	MW-B1S
Matrix			Groundwater	Groundwater	Groundwater	Groundwater	Groundwater
Depth Interval (ft)			-	-	-	-	-
Date Sampled			12/05/17	10/09/19	11/10/21	06/19/13	12/09/14
Parameter	Units	*					
Metals							
Aluminum	UG/L	-	2,800	160 J+	500	17,400	12,000
Antimony	UG/L	3					
Arsenic	UG/L	25	6.9 J			21	
Barium	UG/L	1000	66	29	44	550	190
Beryllium	UG/L	3				1.4 J	0.49 J
Cadmium	UG/L	5	1.3 J	0.66 J		5.8	3.7
Calcium	UG/L	-	16,500	14,100	16,800	29,400	15,200
Chromium	UG/L	50	6.7	2.9 J	2.6 J	25	15
Cobalt	UG/L	-	0.81 J			15	6.9
Copper	UG/L	200	4.6 J			41	24
Iron	UG/L	300	2,500	140 J+	460	29,300	17,100
Lead	UG/L	25	5.8 J			55	26
Magnesium	UG/L	35000	2,200	1,300	1,900	4,000	3,200
Manganese	UG/L	300	82	5.9	18	1,400	620
Mercury	UG/L	0.7					
Nickel	UG/L	100	2.7 J			28	14
Potassium	UG/L	-	2,300	1,300	1,300	5,700	4,300
Selenium	UG/L	10					
Silver	UG/L	50					
Sodium	UG/L	20000	3,600	3,300 J+	3,000	1,600	1,200
Thallium	UG/L	0.5					
Vanadium	UG/L	-	5.7	1.8 J	2.1 J	24	16
Zinc	UG/L	2000	22	12 J+	2.2 J	260	140

*- NYSDEC TOGS (1.1.1), Ambient Water Quality Standards and Guidance Values and Groundwater Effluent Limitations. June 1998 (includes 4/2000 and 6/2004 Addenda) Class GA.

Flags assigned during chemistry validation are shown.

 Concentration Exceeds

Empty Cell or ND - Not Detected. NA - Not Analyzed. D- Result reported from a secondary dilution analysis

J - The reported concentration is an estimated value. J- - Estimated value, low bias. J+ - Estimated value, high bias.

R - The data is rejected.


Only Detected Results Reported.

TABLE 3
HISTORICAL SUMMARY OF DETECTED COMPOUNDS IN GROUNDWATER
KERRY CHEMICAL SITE

Location ID			MW-B1S	MW-B1S	MW-B1S	MW-B1S	MW-B3D
Sample ID			MW-B1S	MW-B1S	MW-B1S	MW-B1S	MW-B3D-WG
Matrix			Groundwater	Groundwater	Groundwater	Groundwater	Groundwater
Depth Interval (ft)			-	-	-	-	-
Date Sampled			12/08/15	12/05/17	10/09/19	11/10/21	09/15/10
Parameter	Units	*					
Volatile Organic Compounds							
1,2,4-Trichlorobenzene	UG/L	5					
Acetone	UG/L	50		4.7 J	3.4 J		
Benzene	UG/L	1					
Chloromethane	UG/L	5					
Methyl ethyl ketone (2-Butanone)	UG/L	50					
Toluene	UG/L	5					
Xylene (total)	UG/L	5					
Semivolatile Organic Compounds							
2,4-Dichlorophenol	UG/L	5					
2,4-Dimethylphenol	UG/L	50					
2,6-Dinitrotoluene	UG/L	5					
2-Methylphenol (o-cresol)	UG/L	1					
4-Methylphenol (p-cresol)	UG/L	1					
Benzaldehyde	UG/L	-	0.35 J				NA
Benzo(a)anthracene	UG/L	0.002		1.9 J			
Benzo(b)fluoranthene	UG/L	0.002		2.2 J			
bis(2-Ethylhexyl)phthalate	UG/L	5					
Caprolactam	UG/L	-		1,700 D			NA
Diethylphthalate	UG/L	50					
Dimethylphthalate	UG/L	50					
Di-n-butylphthalate	UG/L	50					
Fluoranthene	UG/L	50		4.4 J	0.44 J		
Naphthalene	UG/L	10					
Pyrene	UG/L	50		4.5 J	0.48 J		

*- NYSDEC TOGS (1.1.1), Ambient Water Quality Standards and Guidance Values and Groundwater Effluent Limitations. June 1998 (includes 4/2000 and 6/2004 Addenda) Class GA.

Flags assigned during chemistry validation are shown.

 Concentration Exceeds

Empty Cell or ND - Not Detected. NA - Not Analyzed. D- Result reported from a secondary dilution analysis

J - The reported concentration is an estimated value. J- - Estimated value, low bias. J+ - Estimated value, high bias.

R - The data is rejected.


Only Detected Results Reported.

TABLE 3
HISTORICAL SUMMARY OF DETECTED COMPOUNDS IN GROUNDWATER
KERRY CHEMICAL SITE

Location ID			MW-B1S	MW-B1S	MW-B1S	MW-B1S	MW-B3D
Sample ID			MW-B1S	MW-B1S	MW-B1S	MW-B1S	MW-B3D-WG
Matrix			Groundwater	Groundwater	Groundwater	Groundwater	Groundwater
Depth Interval (ft)			-	-	-	-	-
Date Sampled			12/08/15	12/05/17	10/09/19	11/10/21	09/15/10
Parameter	Units	*					
Metals							
Aluminum	UG/L	-	29,700	42,500	78,200 J+	10,600	
Antimony	UG/L	3			14 J		
Arsenic	UG/L	25	28	36	56		
Barium	UG/L	1000	410	720	1,500	180	
Beryllium	UG/L	3	1.3 J	2.3	5.1	0.37 J	
Cadmium	UG/L	5	7.4	16	33	2.0	
Calcium	UG/L	-	19,500	36,800	69,800	12,700	23,000
Chromium	UG/L	50	36	56	96	14	
Cobalt	UG/L	-	16	34	76	5.2	
Copper	UG/L	200	70	140	200	18	
Iron	UG/L	300	41,700	71,400	143,000 J+	16,600	283
Lead	UG/L	25	75	170	260 J-	19	
Magnesium	UG/L	35000	5,500	8,400	14,200	2,600	2,650 J
Manganese	UG/L	300	1,200	2,200	5,200	630	137
Mercury	UG/L	0.7	0.16 J	0.15 J	0.60		
Nickel	UG/L	100	31	59	120	11	
Potassium	UG/L	-	7,200	8,600	11,900	3,500	742 J
Selenium	UG/L	10					
Silver	UG/L	50					
Sodium	UG/L	20000	1,900	1,400	1,900 J+	1,100	2,520 J
Thallium	UG/L	0.5					7.7 J
Vanadium	UG/L	-	39	64	120	14	
Zinc	UG/L	2000	380	700	1,400 J+	130	3.9 J

*- NYSDEC TOGS (1.1.1), Ambient Water Quality Standards and Guidance Values and Groundwater Effluent Limitations. June 1998 (includes 4/2000 and 6/2004 Addenda) Class GA.

Flags assigned during chemistry validation are shown.

 Concentration Exceeds

Empty Cell or ND - Not Detected. NA - Not Analyzed. D- Result reported from a secondary dilution analysis

J - The reported concentration is an estimated value. J- - Estimated value, low bias. J+ - Estimated value, high bias.

R - The data is rejected.


Only Detected Results Reported.

TABLE 3
HISTORICAL SUMMARY OF DETECTED COMPOUNDS IN GROUNDWATER
KERRY CHEMICAL SITE

Location ID			MW-B3D	MW-B3D	MW-B3D	MW-B3D	MW-B3D
Sample ID			MW-B3D	MW-B3D	MW-B3D	MW-B3D	MW-B3D
Matrix			Groundwater	Groundwater	Groundwater	Groundwater	Groundwater
Depth Interval (ft)			-	-	-	-	-
Date Sampled			12/15/11	06/19/13	12/09/14	12/08/15	12/04/17
Parameter	Units	*					
Volatile Organic Compounds							
1,2,4-Trichlorobenzene	UG/L	5					
Acetone	UG/L	50					2.7 J
Benzene	UG/L	1					
Chloromethane	UG/L	5					
Methyl ethyl ketone (2-Butanone)	UG/L	50					
Toluene	UG/L	5					
Xylene (total)	UG/L	5					
Semivolatile Organic Compounds							
2,4-Dichlorophenol	UG/L	5					
2,4-Dimethylphenol	UG/L	50					
2,6-Dinitrotoluene	UG/L	5					
2-Methylphenol (o-cresol)	UG/L	1					
4-Methylphenol (p-cresol)	UG/L	1					
Benzaldehyde	UG/L	-				0.34 J	
Benzo(a)anthracene	UG/L	0.002					
Benzo(b)fluoranthene	UG/L	0.002					
bis(2-Ethylhexyl)phthalate	UG/L	5					
Caprolactam	UG/L	-					
Diethylphthalate	UG/L	50					
Dimethylphthalate	UG/L	50					
Di-n-butylphthalate	UG/L	50					
Fluoranthene	UG/L	50					
Naphthalene	UG/L	10					
Pyrene	UG/L	50					

*- NYSDEC TOGS (1.1.1), Ambient Water Quality Standards and Guidance Values and Groundwater Effluent Limitations. June 1998 (includes 4/2000 and 6/2004 Addenda) Class GA.

Flags assigned during chemistry validation are shown.

 Concentration Exceeds

Empty Cell or ND - Not Detected. NA - Not Analyzed. D- Result reported from a secondary dilution analysis

J - The reported concentration is an estimated value. J- - Estimated value, low bias. J+ - Estimated value, high bias.

R - The data is rejected.


Only Detected Results Reported.

TABLE 3
HISTORICAL SUMMARY OF DETECTED COMPOUNDS IN GROUNDWATER
KERRY CHEMICAL SITE

Location ID			MW-B3D	MW-B3D	MW-B3D	MW-B3D	MW-B3D
Sample ID			MW-B3D	MW-B3D	MW-B3D	MW-B3D	MW-B3D
Matrix			Groundwater	Groundwater	Groundwater	Groundwater	Groundwater
Depth Interval (ft)			-	-	-	-	-
Date Sampled			12/15/11	06/19/13	12/09/14	12/08/15	12/04/17
Parameter	Units	*					
Metals							
Aluminum	UG/L	-	140 J	82 J	170 J	94 J	
Antimony	UG/L	3					
Arsenic	UG/L	25					
Barium	UG/L	1000	56	54	110	96	39
Beryllium	UG/L	3					
Cadmium	UG/L	5					
Calcium	UG/L	-	26,500	24,900	26,200	25,000	25,000
Chromium	UG/L	50	1.2 J		1.4 J		
Cobalt	UG/L	-	0.78 J	0.83 J	4.2	3.2 J	
Copper	UG/L	200					
Iron	UG/L	300	140	87	230	130	
Lead	UG/L	25					
Magnesium	UG/L	35000	3,100	3,100	3,200	3,000	3,000
Manganese	UG/L	300	500	530	2,800	2,100	180
Mercury	UG/L	0.7					
Nickel	UG/L	100	1.6 J		2.4 J	2.3 J	
Potassium	UG/L	-	1,300	900	980	950	890
Selenium	UG/L	10					
Silver	UG/L	50					
Sodium	UG/L	20000	3,200	3,000	2,900	3,200	2,900
Thallium	UG/L	0.5					
Vanadium	UG/L	-					
Zinc	UG/L	2000	2.7 J	2.6 J			3 J

*- NYSDEC TOGS (1.1.1), Ambient Water Quality Standards and Guidance Values and Groundwater Effluent Limitations. June 1998 (includes 4/2000 and 6/2004 Addenda) Class GA.

Flags assigned during chemistry validation are shown.

 Concentration Exceeds

Empty Cell or ND - Not Detected. NA - Not Analyzed. D- Result reported from a secondary dilution analysis

J - The reported concentration is an estimated value. J- - Estimated value, low bias. J+ - Estimated value, high bias.

R - The data is rejected.


Only Detected Results Reported.

TABLE 3
HISTORICAL SUMMARY OF DETECTED COMPOUNDS IN GROUNDWATER
KERRY CHEMICAL SITE

Location ID			MW-B3D	MW-B3D	MW-B3S	MW-B3S	MW-B3S
Sample ID			MW-B3D	MW-B3D	MW-B3S-WG	MW-B3S	MW-B3S
Matrix			Groundwater	Groundwater	Groundwater	Groundwater	Groundwater
Depth Interval (ft)			-	-	-	-	-
Date Sampled			10/08/19	11/09/21	09/15/10	12/15/11	06/19/13
Parameter	Units	*					
Volatile Organic Compounds							
1,2,4-Trichlorobenzene	UG/L	5					
Acetone	UG/L	50					
Benzene	UG/L	1					
Chloromethane	UG/L	5					
Methyl ethyl ketone (2-Butanone)	UG/L	50					
Toluene	UG/L	5					
Xylene (total)	UG/L	5					
Semivolatile Organic Compounds							
2,4-Dichlorophenol	UG/L	5					
2,4-Dimethylphenol	UG/L	50					
2,6-Dinitrotoluene	UG/L	5					
2-Methylphenol (o-cresol)	UG/L	1					
4-Methylphenol (p-cresol)	UG/L	1					
Benzaldehyde	UG/L	-			NA		
Benzo(a)anthracene	UG/L	0.002					
Benzo(b)fluoranthene	UG/L	0.002					
bis(2-Ethylhexyl)phthalate	UG/L	5					
Caprolactam	UG/L	-			NA		
Diethylphthalate	UG/L	50					
Dimethylphthalate	UG/L	50					
Di-n-butylphthalate	UG/L	50					
Fluoranthene	UG/L	50					
Naphthalene	UG/L	10					
Pyrene	UG/L	50					

*- NYSDEC TOGS (1.1.1), Ambient Water Quality Standards and Guidance Values and Groundwater Effluent Limitations. June 1998 (includes 4/2000 and 6/2004 Addenda) Class GA.

Flags assigned during chemistry validation are shown.

 Concentration Exceeds

Empty Cell or ND - Not Detected. NA - Not Analyzed. D- Result reported from a secondary dilution analysis

J - The reported concentration is an estimated value. J- - Estimated value, low bias. J+ - Estimated value, high bias.

R - The data is rejected.


Only Detected Results Reported.

TABLE 3
HISTORICAL SUMMARY OF DETECTED COMPOUNDS IN GROUNDWATER
KERRY CHEMICAL SITE

Location ID			MW-B3D	MW-B3D	MW-B3S	MW-B3S	MW-B3S
Sample ID			MW-B3D	MW-B3D	MW-B3S-WG	MW-B3S	MW-B3S
Matrix			Groundwater	Groundwater	Groundwater	Groundwater	Groundwater
Depth Interval (ft)			-	-	-	-	-
Date Sampled			10/08/19	11/09/21	09/15/10	12/15/11	06/19/13
Parameter	Units	*					
Metals							
Aluminum	UG/L	-		240			
Antimony	UG/L	3					
Arsenic	UG/L	25					
Barium	UG/L	1000	63	200		120	110
Beryllium	UG/L	3					
Cadmium	UG/L	5					
Calcium	UG/L	-	24,300	25,600	19,000	19,700	17,500
Chromium	UG/L	50				1.0 J	
Cobalt	UG/L	-	2.1 J	13			
Copper	UG/L	200			2.6 J		
Iron	UG/L	300	32 J+	320		66	25 J
Lead	UG/L	25					
Magnesium	UG/L	35000	2,900	3,000	3,820 J	4,400	3,900
Manganese	UG/L	300	1,000	6,000	114	390	320
Mercury	UG/L	0.7					
Nickel	UG/L	100		6.1 J			
Potassium	UG/L	-	830	900	526 J	800	730
Selenium	UG/L	10					
Silver	UG/L	50			16.2 J		
Sodium	UG/L	20000	2,900 J+	2,800	1,470 J	1,700	1,600
Thallium	UG/L	0.5			5.5 J		
Vanadium	UG/L	-					
Zinc	UG/L	2000		12	1.8 J	2.7 J	2.7 J

*- NYSDEC TOGS (1.1.1), Ambient Water Quality Standards and Guidance Values and Groundwater Effluent Limitations. June 1998 (includes 4/2000 and 6/2004 Addenda) Class GA.

Flags assigned during chemistry validation are shown.

 Concentration Exceeds

Empty Cell or ND - Not Detected. NA - Not Analyzed. D- Result reported from a secondary dilution analysis

J - The reported concentration is an estimated value. J- - Estimated value, low bias. J+ - Estimated value, high bias.

R - The data is rejected.


Only Detected Results Reported.

TABLE 3
HISTORICAL SUMMARY OF DETECTED COMPOUNDS IN GROUNDWATER
KERRY CHEMICAL SITE

Location ID			MW-B3S	MW-B3S	MW-B3S	MW-B3S	MW-B3S
Sample ID			MW-B3S	MW-B3S	FD-120417	MW-B3S	FD-100819
Matrix			Groundwater	Groundwater	Groundwater	Groundwater	Groundwater
Depth Interval (ft)			-	-	-	-	-
Date Sampled			12/09/14	12/08/15	12/04/17	12/04/17	10/08/19
Parameter	Units	*			Field Duplicate (1-1)		Field Duplicate (1-1)
Volatile Organic Compounds							
1,2,4-Trichlorobenzene	UG/L	5					
Acetone	UG/L	50			3.6 J	3.5 J	
Benzene	UG/L	1					
Chloromethane	UG/L	5					
Methyl ethyl ketone (2-Butanone)	UG/L	50					
Toluene	UG/L	5					
Xylene (total)	UG/L	5					
Semivolatile Organic Compounds							
2,4-Dichlorophenol	UG/L	5					
2,4-Dimethylphenol	UG/L	50					
2,6-Dinitrotoluene	UG/L	5					
2-Methylphenol (o-cresol)	UG/L	1					
4-Methylphenol (p-cresol)	UG/L	1					
Benzaldehyde	UG/L	-		0.39 J			
Benzo(a)anthracene	UG/L	0.002					
Benzo(b)fluoranthene	UG/L	0.002					
bis(2-Ethylhexyl)phthalate	UG/L	5					
Caprolactam	UG/L	-					
Diethylphthalate	UG/L	50					
Dimethylphthalate	UG/L	50					
Di-n-butylphthalate	UG/L	50					
Fluoranthene	UG/L	50					
Naphthalene	UG/L	10					
Pyrene	UG/L	50					

*- NYSDEC TOGS (1.1.1), Ambient Water Quality Standards and Guidance Values and Groundwater Effluent Limitations. June 1998 (includes 4/2000 and 6/2004 Addenda) Class GA.

Flags assigned during chemistry validation are shown.

 Concentration Exceeds

Empty Cell or ND - Not Detected. NA - Not Analyzed. D- Result reported from a secondary dilution analysis

J - The reported concentration is an estimated value. J- - Estimated value, low bias. J+ - Estimated value, high bias.

R - The data is rejected.


Only Detected Results Reported.

TABLE 3
HISTORICAL SUMMARY OF DETECTED COMPOUNDS IN GROUNDWATER
KERRY CHEMICAL SITE

Location ID			MW-B3S	MW-B3S	MW-B3S	MW-B3S	MW-B3S
Sample ID			MW-B3S	MW-B3S	FD-120417	MW-B3S	FD-100819
Matrix			Groundwater	Groundwater	Groundwater	Groundwater	Groundwater
Depth Interval (ft)			-	-	-	-	-
Date Sampled			12/09/14	12/08/15	12/04/17	12/04/17	10/08/19
Parameter	Units	*			Field Duplicate (1-1)		Field Duplicate (1-1)
Metals							
Aluminum	UG/L	-	85 J	100 J	64 J		
Antimony	UG/L	3					
Arsenic	UG/L	25					
Barium	UG/L	1000	120	180	160	180	190
Beryllium	UG/L	3					
Cadmium	UG/L	5					
Calcium	UG/L	-	15,400	10,200	11,700	11,700	23,700
Chromium	UG/L	50					
Cobalt	UG/L	-					
Copper	UG/L	200					
Iron	UG/L	300	62	88	36 J	35 J	45 J
Lead	UG/L	25					
Magnesium	UG/L	35000	3,600	2,800	2,800	2,800	5,200
Manganese	UG/L	300	980	940	640 J	850 J	1,600
Mercury	UG/L	0.7					
Nickel	UG/L	100					
Potassium	UG/L	-	650	780	680	690	700
Selenium	UG/L	10					
Silver	UG/L	50					
Sodium	UG/L	20000	1,300	1,300	1,100	1,100	2,100
Thallium	UG/L	0.5					
Vanadium	UG/L	-					
Zinc	UG/L	2000		2.1 J	2 J	3.2 J	

*- NYSDEC TOGS (1.1.1), Ambient Water Quality Standards and Guidance Values and Groundwater Effluent Limitations. June 1998 (includes 4/2000 and 6/2004 Addenda) Class GA.

Flags assigned during chemistry validation are shown.

 Concentration Exceeds

Empty Cell or ND - Not Detected. NA - Not Analyzed. D- Result reported from a secondary dilution analysis

J - The reported concentration is an estimated value. J- - Estimated value, low bias. J+ - Estimated value, high bias.

R - The data is rejected.


Only Detected Results Reported.

TABLE 3
HISTORICAL SUMMARY OF DETECTED COMPOUNDS IN GROUNDWATER
KERRY CHEMICAL SITE

Location ID			MW-B3S	MW-B3S	MW-B3S
Sample ID			MW-B3S	FD-110921	MW-B3S
Matrix			Groundwater	Groundwater	Groundwater
Depth Interval (ft)			-	-	-
Date Sampled			10/08/19	11/09/21	11/09/21
Parameter	Units	*		Field Duplicate (1-1)	
Volatile Organic Compounds					
1,2,4-Trichlorobenzene	UG/L	5			
Acetone	UG/L	50			
Benzene	UG/L	1			
Chloromethane	UG/L	5			
Methyl ethyl ketone (2-Butanone)	UG/L	50			
Toluene	UG/L	5			
Xylene (total)	UG/L	5			
Semivolatile Organic Compounds					
2,4-Dichlorophenol	UG/L	5			
2,4-Dimethylphenol	UG/L	50			
2,6-Dinitrotoluene	UG/L	5			
2-Methylphenol (o-cresol)	UG/L	1			
4-Methylphenol (p-cresol)	UG/L	1			
Benzaldehyde	UG/L	-			
Benzo(a)anthracene	UG/L	0.002			
Benzo(b)fluoranthene	UG/L	0.002			
bis(2-Ethylhexyl)phthalate	UG/L	5			
Caprolactam	UG/L	-			
Diethylphthalate	UG/L	50			
Dimethylphthalate	UG/L	50			
Di-n-butylphthalate	UG/L	50			
Fluoranthene	UG/L	50			
Naphthalene	UG/L	10			
Pyrene	UG/L	50			

*- NYSDEC TOGS (1.1.1), Ambient Water Quality Standards and Guidance Values and Groundwater Effluent Limitations. June 1998 (includes 4/2000 and 6/2004 Addenda) Class GA.

Flags assigned during chemistry validation are shown.

 Concentration Exceeds

Empty Cell or ND - Not Detected. NA - Not Analyzed. D- Result reported from a secondary dilution analysis

J - The reported concentration is an estimated value. J- - Estimated value, low bias. J+ - Estimated value, high bias.

R - The data is rejected.


Only Detected Results Reported.

TABLE 3
HISTORICAL SUMMARY OF DETECTED COMPOUNDS IN GROUNDWATER
KERRY CHEMICAL SITE

Location ID			MW-B3S	MW-B3S	MW-B3S
Sample ID			MW-B3S	FD-110921	MW-B3S
Matrix			Groundwater	Groundwater	Groundwater
Depth Interval (ft)			-	-	-
Date Sampled			10/08/19	11/09/21	11/09/21
Parameter	Units	*		Field Duplicate (1-1)	
Metals					
Aluminum	UG/L	-	66 J+	70 J	66 J
Antimony	UG/L	3			
Arsenic	UG/L	25			
Barium	UG/L	1000	180	400	360
Beryllium	UG/L	3			
Cadmium	UG/L	5			
Calcium	UG/L	-	23,900	24,300	24,300
Chromium	UG/L	50			
Cobalt	UG/L	-			
Copper	UG/L	200			
Iron	UG/L	300	33 J+	67	66
Lead	UG/L	25			
Magnesium	UG/L	35000	5,300	5,300	5,300
Manganese	UG/L	300	1,400	4,300	3,800
Mercury	UG/L	0.7			
Nickel	UG/L	100			
Potassium	UG/L	-	870	750	760
Selenium	UG/L	10			
Silver	UG/L	50			
Sodium	UG/L	20000	2,300 J+	2,000	2,000
Thallium	UG/L	0.5			
Vanadium	UG/L	-			
Zinc	UG/L	2000		14	13

*- NYSDEC TOGS (1.1.1), Ambient Water Quality Standards and Guidance Values and Groundwater Effluent Limitations. June 1998 (includes 4/2000 and 6/2004 Addenda) Class GA.

Flags assigned during chemistry validation are shown.

 Concentration Exceeds

Empty Cell or ND - Not Detected. NA - Not Analyzed. D- Result reported from a secondary dilution analysis

J - The reported concentration is an estimated value. J- - Estimated value, low bias. J+ - Estimated value, high bias.

R - The data is rejected.

Only Detected Results Reported.

TABLE 4
STATISTICAL SUMMARY OF DETECTED COMPOUNDS IN GROUNDWATER SAMPLES
SEPTEMBER 2010 TO NOVEMBER 2021
KERRY CHEMICAL SITE

Parameter	Units	Criteria*	No. of Samples	No. of Detections	Range of Detections			No. Exceed	Location of Max Value
					Min	Max	Avg		
Volatile Organic Compounds									
1,2,4-Trichlorobenzene	UG/L	5	130	1	1.30	1.30	1.30	0	MW-10D
Acetone	UG/L	50	130	18	2.40	4.70	3.26	0	MW-B1S
Benzene	UG/L	1	130	1	0.310	0.310	0.310	0	MW-10S
Chloromethane	UG/L	5	130	1	0.590	0.590	0.590	0	MW-10S
Methyl ethyl ketone (2-Butanone)	UG/L	50	130	1	1.40	1.40	1.40	0	MW-10S
Toluene	UG/L	5	130	1	0.310	0.310	0.310	0	MW-10S
Xylene (total)	UG/L	5	130	1	0.360	0.360	0.360	0	MW-10S
Semivolatile Organic Compounds									
2,4-Dichlorophenol	UG/L	5	130	1	0.680	0.680	0.680	0	MW-04S
2,4-Dimethylphenol	UG/L	50	130	5	3.00	3.70	3.32	0	MW-10I
2-Methylphenol (o-cresol)	UG/L	1	130	3	0.440	2.00	1.25	2	MW-10S
4-Methylphenol (p-cresol)	UG/L	1	130	2	0.630	1.20	0.915	1	MW-B1S
Benzaldehyde	UG/L	-	114	12	0.250	0.510	0.325	0	MW-10S
Benzo(a)anthracene	UG/L	0.002	130	1	1.90	1.90	1.90	1	MW-B1S
Benzo(b)fluoranthene	UG/L	0.002	130	3	0.530	2.20	1.15	3	MW-B1S
bis(2-Ethylhexyl)phthalate	UG/L	5	130	4	1.00	2.00	1.68	0	MW-07I
Caprolactam	UG/L	-	114	2	280.0	1,700	990.0	0	MW-B1S

*Criteria- NYSDEC TOGS (1.1.1), Ambient Water Quality Standards and Guidance Values and Groundwater Effluent Limitations. June 1998 (includes 4/2000 and 6/2004 Addenda) Class GA.



Concentration Exceeds Criteria

Only Detected Results Reported.

TABLE 4
STATISTICAL SUMMARY OF DETECTED COMPOUNDS IN GROUNDWATER SAMPLES
SEPTEMBER 2010 TO NOVEMBER 2021
KERRY CHEMICAL SITE

Parameter	Units	Criteria*	No. of Samples	No. of Detections	Range of Detections			No. Exceed	Location of Max Value
					Min	Max	Avg		
Semivolatile Organic Compounds									
Diethylphthalate	UG/L	50	130	1	0.860	0.860	0.860	0	MW-B1D
Dimethylphthalate	UG/L	50	130	4	2.50	24.00	9.10	0	MW-07S
Di-n-butylphthalate	UG/L	50	130	1	0.350	0.350	0.350	0	MW-10S
Fluoranthene	UG/L	50	130	4	0.430	4.40	1.64	0	MW-B1S
Naphthalene	UG/L	10	130	1	1.00	1.00	1.00	0	MW-10S
Pyrene	UG/L	50	130	4	0.410	4.50	1.65	0	MW-B1S
Metals									
Aluminum	UG/L	-	130	87	63.00	7.82E+04	2,745	0	MW-B1S
Antimony	UG/L	3	130	1	14.00	14.00	14.00	1	MW-B1S
Arsenic	UG/L	25	130	24	5.60	200.0	60.15	11	MW-04S
Barium	UG/L	1000	130	120	29.00	1,500	190.1	1	MW-B1S
Beryllium	UG/L	3	130	6	0.370	5.10	1.83	1	MW-B1S
Cadmium	UG/L	5	130	17	0.420	33.00	4.61	4	MW-B1S
Calcium	UG/L	-	130	130	1.02E+04	6.98E+04	2.29E+04	0	MW-B1S
Chromium	UG/L	50	130	74	0.920	96.00	7.17	2	MW-B1S
Cobalt	UG/L	-	130	37	0.440	76.00	5.53	0	MW-B1S
Copper	UG/L	200	130	45	1.60	200.0	22.09	0	MW-B1S

*Criteria- NYSDEC TOGS (1.1.1), Ambient Water Quality Standards and Guidance Values and Groundwater Effluent Limitations. June 1998 (includes 4/2000 and 6/2004 Addenda) Class GA.



Concentration Exceeds Criteria

Only Detected Results Reported.

TABLE 4
STATISTICAL SUMMARY OF DETECTED COMPOUNDS IN GROUNDWATER SAMPLES
SEPTEMBER 2010 TO NOVEMBER 2021
KERRY CHEMICAL SITE

Parameter	Units	Criteria*	No. of Samples	No. of Detections	Range of Detections			No. Exceed	Location of Max Value
					Min	Max	Avg		
Metals									
Iron	UG/L	300	130	122	21.00	1.43E+05	4.568	76	MW-B1S
Lead	UG/L	25	130	16	3.00	260.0	41.86	5	MW-B1S
Magnesium	UG/L	35000	130	130	1,300	1.42E+04	3,448	0	MW-B1S
Manganese	UG/L	300	130	130	5.90	8,300	1,221	71	MW-07S
Mercury	UG/L	0.7	130	3	0.150	0.600	0.303	0	MW-B1S
Nickel	UG/L	100	130	63	0.680	120.0	7.80	1	MW-B1S
Potassium	UG/L	-	130	127	526.0	1.19E+04	1,546	0	MW-B1S
Selenium	UG/L	10	130	2	4.00	4.00	4.00	0	MW-07I
Silver	UG/L	50	130	5	11.20	16.20	13.54	0	MW-B3S
Sodium	UG/L	20000	130	129	960.0	1.14E+04	4,446	0	MW-04S
Thallium	UG/L	0.5	130	14	5.50	40.20	15.27	14	MW-05S
Vanadium	UG/L	-	130	21	1.50	120.0	15.37	0	MW-B1S
Zinc	UG/L	2000	130	92	1.20	1,400	44.90	0	MW-B1S

*Criteria- NYSDEC TOGS (1.1.1), Ambient Water Quality Standards and Guidance Values and Groundwater Effluent Limitations. June 1998 (includes 4/2000 and 6/2004 Addenda) Class GA.



Concentration Exceeds Criteria

Only Detected Results Reported.

**TABLE 5
MANN-KENDALL STATISTICAL ANALYSIS
KERRY CHEMICAL SITE**

LOCID: MW-03I

Parameter	Matrix	Class	Num of Data Points	Num of Data Point Detections	Mann-Kendall Statistic S	Probabilities ⁽¹⁾	Trend ⁽²⁾
Acetone	WG	VOA	5	1	4	0.242	No Trend
Aluminum	WG	MET	6	4	-2	0.5	No Trend
Barium	WG	MET	6	5	-2	0.5	No Trend
Calcium	WG	MET	6	6	-5	0.235	No Trend
Chromium	WG	MET	6	5	4	0.36	No Trend
Copper	WG	MET	6	4	-8	0.136	No Trend
Iron	WG	MET	6	6	-3	0.36	No Trend
Magnesium	WG	MET	6	6	-2	0.5	No Trend
Manganese	WG	MET	6	6	-5	0.235	No Trend
Nickel	WG	MET	6	1	-3	0.36	No Trend
Potassium	WG	MET	6	5	-2	0.5	No Trend
Sodium	WG	MET	6	6	1	0.5	No Trend
Zinc	WG	MET	6	4	-5	0.235	No Trend

LOCID: MW-03S

Parameter	Matrix	Class	Num of Data Points	Num of Data Point Detections	Mann-Kendall Statistic S	Probabilities ⁽¹⁾	Trend ⁽²⁾
Acetone	WG	VOA	5	1	4	0.242	No Trend
Aluminum	WG	MET	6	3	4	0.36	No Trend
Arsenic	WG	MET	6	3	9	0.068	Upward Trend
Barium	WG	MET	6	6	0	Undefined **	
Calcium	WG	MET	6	6	3	0.36	No Trend
Chromium	WG	MET	6	2	-2	0.5	No Trend
Cobalt	WG	MET	6	2	4	0.36	No Trend
Iron	WG	MET	6	6	-6	0.235	No Trend
Magnesium	WG	MET	6	6	3	0.36	No Trend
Manganese	WG	MET	6	6	-5	0.235	No Trend
Nickel	WG	MET	6	3	-9	0.068	Downward Trend
Potassium	WG	MET	6	5	3	0.36	No Trend
Sodium	WG	MET	6	5	7	0.136	No Trend
Thallium	WG	MET	6	1	-5	0.235	No Trend
Zinc	WG	MET	6	5	3	0.36	No Trend

LOCID: MW-04I

Parameter	Matrix	Class	Num of Data Points	Num of Data Point Detections	Mann-Kendall Statistic S	Probabilities ⁽¹⁾	Trend ⁽²⁾
Acetone	WG	VOA	7	1	2	0.5	No Trend
Aluminum	WG	MET	8	6	-3	0.452	No Trend
Barium	WG	MET	8	7	10	0.138	No Trend
Cadmium	WG	MET	8	1	-3	0.452	No Trend
Calcium	WG	MET	8	8	10	0.138	No Trend
Chromium	WG	MET	8	6	-15	0.054	Downward Trend
Cobalt	WG	MET	8	2	6	0.274	No Trend
Copper	WG	MET	8	5	-3	0.452	No Trend
Iron	WG	MET	8	6	3	0.452	No Trend
Magnesium	WG	MET	8	8	0	0.548	No Trend
Manganese	WG	MET	8	8	9	0.199	No Trend
Nickel	WG	MET	8	6	1	0.548	No Trend
Potassium	WG	MET	8	8	1	0.548	No Trend
Sodium	WG	MET	8	8	4	0.36	No Trend
Thallium	WG	MET	8	1	-7	0.274	No Trend
Zinc	WG	MET	8	5	-3	0.452	No Trend

TABLE 5
MANN-KENDALL STATISTICAL ANALYSIS
KERRY CHEMICAL SITE

LOCID: MW-04S

Parameter	Matrix	Class	Num of Data Points	Num of Data Point Detections	Mann-Kendall Statistic S	Probabilities ⁽¹⁾	Trend ⁽²⁾
Acetone	WG	VOA	7	1	2	0.5	No Trend
2,4-Dichlorophenol	WG	SVOA	8	1	5	0.36	No Trend
Aluminum	WG	MET	8	4	2	0.452	No Trend
Arsenic	WG	MET	8	8	12	0.089	Upward Trend
Barium	WG	MET	8	8	8	0.199	No Trend
Cadmium	WG	MET	8	1	-1	0.548	No Trend
Calcium	WG	MET	8	8	-9	0.199	No Trend
Chromium	WG	MET	8	3	-1	0.548	No Trend
Iron	WG	MET	8	8	14	0.054	Upward Trend
Lead	WG	MET	8	1	3	0.452	No Trend
Magnesium	WG	MET	8	8	-16	0.031	Downward Trend
Manganese	WG	MET	8	8	24	0.00087	Upward Trend
Nickel	WG	MET	8	2	-6	0.274	No Trend
Potassium	WG	MET	8	8	-3	0.452	No Trend
Silver	WG	MET	8	1	-7	0.274	No Trend
Sodium	WG	MET	8	8	16	0.031	Upward Trend
Thallium	WG	MET	8	1	-7	0.274	No Trend
Zinc	WG	MET	8	4	-3	0.452	No Trend

LOCID: MW-05D

Parameter	Matrix	Class	Num of Data Points	Num of Data Point Detections	Mann-Kendall Statistic S	Probabilities ⁽¹⁾	Trend ⁽²⁾
Aluminum	WG	MET	8	6	-11	0.138	No Trend
Barium	WG	MET	8	7	2	0.452	No Trend
Calcium	WG	MET	8	8	14	0.054	Upward Trend
Chromium	WG	MET	8	7	10	0.138	No Trend
Cobalt	WG	MET	8	1	-5	0.36	No Trend
Copper	WG	MET	8	1	7	0.274	No Trend
Iron	WG	MET	8	6	-12	0.089	Downward Trend
Lead	WG	MET	8	1	3	0.452	No Trend
Magnesium	WG	MET	8	8	4	0.36	No Trend
Manganese	WG	MET	8	8	-12	0.089	Downward Trend
Nickel	WG	MET	8	5	-8	0.199	No Trend
Potassium	WG	MET	8	8	-8	0.199	No Trend
Silver	WG	MET	8	1	-7	0.274	No Trend
Sodium	WG	MET	8	8	0	0.548	No Trend
Thallium	WG	MET	8	1	-7	0.274	No Trend
Vanadium	WG	MET	8	3	-3	0.452	No Trend
Zinc	WG	MET	8	5	-12	0.089	Downward Trend

LOCID: MW-05I

Parameter	Matrix	Class	Num of Data Points	Num of Data Point Detections	Mann-Kendall Statistic S	Probabilities ⁽¹⁾	Trend ⁽²⁾
Acetone	WG	VOA	7	1	2	0.5	No Trend
bis(2-Ethylhexyl)phthalate	WG	SVOA	8	1	-7	0.274	No Trend
Aluminum	WG	MET	8	4	-4	0.36	No Trend
Barium	WG	MET	8	7	15	0.054	Upward Trend
Calcium	WG	MET	8	8	7	0.274	No Trend
Chromium	WG	MET	8	6	-2	0.452	No Trend
Copper	WG	MET	8	1	-7	0.274	No Trend
Iron	WG	MET	8	7	6	0.274	No Trend
Magnesium	WG	MET	8	8	-2	0.452	No Trend
Manganese	WG	MET	8	8	15	0.054	Upward Trend
Nickel	WG	MET	8	1	-5	0.36	No Trend
Potassium	WG	MET	8	8	0	0.548	No Trend
Sodium	WG	MET	8	8	0	0.548	No Trend
Thallium	WG	MET	8	1	-7	0.274	No Trend
Zinc	WG	MET	8	4	5	0.36	No Trend

TABLE 5
MANN-KENDALL STATISTICAL ANALYSIS
KERRY CHEMICAL SITE

LOCID: MW-05S

Parameter	Matrix	Class	Num of Data Points	Num of Data Point Detections	Mann-Kendall Statistic S	Probabilities ⁽¹⁾	Trend ⁽²⁾
Acetone	WG	VOA	7	1	2	0.5	No Trend
Aluminum	WG	MET	8	1	-5	0.36	No Trend
Barium	WG	MET	8	8	5	0.36	No Trend
Cadmium	WG	MET	8	3	13	0.089	Upward Trend
Calcium	WG	MET	8	8	-8	0.199	No Trend
Chromium	WG	MET	8	1	-3	0.452	No Trend
Cobalt	WG	MET	8	2	0	0.548	No Trend
Copper	WG	MET	8	2	6	0.274	No Trend
Iron	WG	MET	8	8	-12	0.089	Downward Trend
Magnesium	WG	MET	8	8	-11	0.138	No Trend
Manganese	WG	MET	8	8	8	0.199	No Trend
Nickel	WG	MET	8	4	6	0.274	No Trend
Potassium	WG	MET	8	8	-12	0.089	Downward Trend
Selenium	WG	MET	8	1	-7	0.274	No Trend
Silver	WG	MET	8	1	-7	0.274	No Trend
Sodium	WG	MET	8	8	-3	0.452	No Trend
Thallium	WG	MET	8	1	-7	0.274	No Trend
Zinc	WG	MET	8	6	1	0.548	No Trend

LOCID: MW-07I

Parameter	Matrix	Class	Num of Data Points	Num of Data Point Detections	Mann-Kendall Statistic S	Probabilities ⁽¹⁾	Trend ⁽²⁾
Acetone	WG	VOA	7	1	2	0.5	No Trend
bis(2-Ethylhexyl)phthalate	WG	SVOA	8	1	-7	0.274	No Trend
Aluminum	WG	MET	8	5	1	0.548	No Trend
Barium	WG	MET	8	7	2	0.452	No Trend
Cadmium	WG	MET	8	1	-3	0.452	No Trend
Calcium	WG	MET	8	8	19	0.016	Upward Trend
Chromium	WG	MET	8	7	-2	0.452	No Trend
Cobalt	WG	MET	8	3	1	0.548	No Trend
Copper	WG	MET	8	7	-18	0.016	Downward Trend
Iron	WG	MET	8	8	-8	0.199	No Trend
Magnesium	WG	MET	8	8	0	0.548	No Trend
Manganese	WG	MET	8	8	-10	0.138	No Trend
Nickel	WG	MET	8	8	-14	0.054	Downward Trend
Potassium	WG	MET	8	8	-5	0.36	No Trend
Selenium	WG	MET	8	1	-7	0.274	No Trend
Silver	WG	MET	8	1	-7	0.274	No Trend
Sodium	WG	MET	8	8	-1	0.548	No Trend
Thallium	WG	MET	8	1	-7	0.274	No Trend
Zinc	WG	MET	8	6	-6	0.274	No Trend

LOCID: MW-07S

Parameter	Matrix	Class	Num of Data Points	Num of Data Point Detections	Mann-Kendall Statistic S	Probabilities ⁽¹⁾	Trend ⁽²⁾
Dimethylphthalate	WG	SVOA	8	1	5	0.36	No Trend
Aluminum	WG	MET	8	5	15	0.054	Upward Trend
Arsenic	WG	MET	8	3	-6	0.274	No Trend
Barium	WG	MET	8	8	-1	0.548	No Trend
Calcium	WG	MET	8	8	-6	0.274	No Trend
Chromium	WG	MET	8	2	2	0.452	No Trend
Cobalt	WG	MET	8	2	-1	0.548	No Trend
Copper	WG	MET	8	1	5	0.36	No Trend
Iron	WG	MET	8	8	9	0.199	No Trend
Magnesium	WG	MET	8	8	-20	0.0071	Downward Trend
Manganese	WG	MET	8	8	1	0.548	No Trend
Nickel	WG	MET	8	1	5	0.36	No Trend
Potassium	WG	MET	8	8	-18	0.016	Downward Trend
Sodium	WG	MET	8	8	-5	0.36	No Trend
Thallium	WG	MET	8	1	-7	0.274	No Trend
Zinc	WG	MET	8	3	-9	0.199	No Trend

TABLE 5
MANN-KENDALL STATISTICAL ANALYSIS
KERRY CHEMICAL SITE

LOCID: MW-09S

Parameter	Matrix	Class	Num of Data Points	Num of Data Point Detections	Mann-Kendall Statistic S	Probabilities ⁽¹⁾	Trend ⁽²⁾
Acetone	WG	VOA	7	1	2	0.5	No Trend
Aluminum	WG	MET	8	8	-16	0.031	Downward Trend
Arsenic	WG	MET	8	2	-9	0.199	No Trend
Barium	WG	MET	8	8	-17	0.031	Downward Trend
Calcium	WG	MET	8	8	-2	0.452	No Trend
Chromium	WG	MET	8	4	-7	0.274	No Trend
Cobalt	WG	MET	8	2	-9	0.199	No Trend
Copper	WG	MET	8	3	-11	0.138	No Trend
Iron	WG	MET	8	8	-17	0.031	Downward Trend
Lead	WG	MET	8	1	-5	0.36	No Trend
Magnesium	WG	MET	8	8	-10	0.138	No Trend
Manganese	WG	MET	8	8	-17	0.031	Downward Trend
Nickel	WG	MET	8	3	-16	0.031	Downward Trend
Potassium	WG	MET	8	8	-18	0.016	Downward Trend
Sodium	WG	MET	8	8	-4	0.36	No Trend
Thallium	WG	MET	8	1	-7	0.274	No Trend
Vanadium	WG	MET	8	2	-9	0.199	No Trend
Zinc	WG	MET	8	6	-12	0.089	Downward Trend

LOCID: MW-10D

Parameter	Matrix	Class	Num of Data Points	Num of Data Point Detections	Mann-Kendall Statistic S	Probabilities ⁽¹⁾	Trend ⁽²⁾
1,2,4-Trichlorobenzene	WG	VOA	8	1	-5	0.36	No Trend
Acetone	WG	VOA	7	1	2	0.5	No Trend
Aluminum	WG	MET	8	5	-9	0.199	No Trend
Barium	WG	MET	8	7	4	0.36	No Trend
Calcium	WG	MET	8	8	7	0.274	No Trend
Chromium	WG	MET	8	6	-3	0.452	No Trend
Cobalt	WG	MET	8	2	-6	0.274	No Trend
Copper	WG	MET	8	2	-3	0.452	No Trend
Iron	WG	MET	8	8	-10	0.138	No Trend
Lead	WG	MET	8	1	-1	0.548	No Trend
Magnesium	WG	MET	8	8	-4	0.36	No Trend
Manganese	WG	MET	8	8	-4	0.36	No Trend
Nickel	WG	MET	8	8	2	0.452	No Trend
Potassium	WG	MET	8	8	-9	0.199	No Trend
Sodium	WG	MET	8	8	-3	0.452	No Trend
Thallium	WG	MET	8	1	-7	0.274	No Trend
Zinc	WG	MET	8	7	-14	0.054	Downward Trend

LOCID: MW-10I

Parameter	Matrix	Class	Num of Data Points	Num of Data Point Detections	Mann-Kendall Statistic S	Probabilities ⁽¹⁾	Trend ⁽²⁾
Acetone	WG	VOA	7	1	2	0.5	No Trend
2,4-Dimethylphenol	WG	SVOA	8	1	5	0.36	No Trend
Dimethylphthalate	WG	SVOA	8	1	5	0.36	No Trend
Aluminum	WG	MET	8	6	-5	0.36	No Trend
Barium	WG	MET	8	7	0	0.548	No Trend
Calcium	WG	MET	8	8	10	0.138	No Trend
Chromium	WG	MET	8	6	-6	0.274	No Trend
Cobalt	WG	MET	8	2	-6	0.274	No Trend
Copper	WG	MET	8	3	2	0.452	No Trend
Iron	WG	MET	8	8	0	0.548	No Trend
Magnesium	WG	MET	8	8	-8	0.199	No Trend
Manganese	WG	MET	8	8	-8	0.199	No Trend
Nickel	WG	MET	8	6	-7	0.274	No Trend
Potassium	WG	MET	8	8	-2	0.452	No Trend
Sodium	WG	MET	8	8	-19	0.016	Downward Trend
Thallium	WG	MET	8	1	-7	0.274	No Trend
Vanadium	WG	MET	8	1	-5	0.36	No Trend
Zinc	WG	MET	8	6	-1	0.548	No Trend

TABLE 5
MANN-KENDALL STATISTICAL ANALYSIS
KERRY CHEMICAL SITE

LOCID: MW-10S

Parameter	Matrix	Class	Num of Data Points	Num of Data Point Detections	Mann-Kendall Statistic S	Probabilities ⁽¹⁾	Trend ⁽²⁾
Acetone	WG	VOA	7	3	-8	0.191	No Trend
Chloromethane	WG	VOA	8	1	-5	0.36	No Trend
Methyl ethyl ketone (2-Butanone)	WG	VOA	8	1	-3	0.452	No Trend
2,4-Dimethylphenol	WG	SVOA	8	4	-1	0.548	No Trend
2-Methylphenol (o-cresol)	WG	SVOA	8	2	-1	0.548	No Trend
4-Methylphenol (p-cresol)	WG	SVOA	8	1	-1	0.548	No Trend
Benzaldehyde	WG	SVOA	7	1	0	Undefined **	
Dimethylphthalate	WG	SVOA	8	2	-13	0.089	Downward Trend
Naphthalene	WG	SVOA	8	1	-7	0.274	No Trend
Aluminum	WG	MET	8	6	3	0.452	No Trend
Barium	WG	MET	8	8	-15	0.054	Downward Trend
Cadmium	WG	MET	8	1	3	0.452	No Trend
Calcium	WG	MET	8	8	-6	0.274	No Trend
Chromium	WG	MET	8	3	7	0.274	No Trend
Cobalt	WG	MET	8	1	-5	0.36	No Trend
Copper	WG	MET	8	7	-3	0.452	No Trend
Iron	WG	MET	8	7	-16	0.031	Downward Trend
Lead	WG	MET	8	5	6	0.274	No Trend
Magnesium	WG	MET	8	8	13	0.089	Upward Trend
Manganese	WG	MET	8	8	-14	0.054	Downward Trend
Nickel	WG	MET	8	1	-5	0.36	No Trend
Potassium	WG	MET	8	8	-8	0.199	No Trend
Sodium	WG	MET	8	8	5	0.36	No Trend
Thallium	WG	MET	8	1	-7	0.274	No Trend
Vanadium	WG	MET	8	2	2	0.452	No Trend
Zinc	WG	MET	8	7	-6	0.274	No Trend

LOCID: MW-B1D

Parameter	Matrix	Class	Num of Data Points	Num of Data Point Detections	Mann-Kendall Statistic S	Probabilities ⁽¹⁾	Trend ⁽²⁾
bis(2-Ethylhexyl)phthalate	WG	SVOA	8	1	-7	0.274	No Trend
Caprolactam	WG	SVOA	7	1	2	0.5	No Trend
Diethylphthalate	WG	SVOA	8	1	3	0.452	No Trend
Aluminum	WG	MET	8	8	-8	0.199	No Trend
Arsenic	WG	MET	8	4	-6	0.274	No Trend
Barium	WG	MET	8	7	3	0.452	No Trend
Cadmium	WG	MET	8	3	5	0.36	No Trend
Calcium	WG	MET	8	8	-4	0.36	No Trend
Chromium	WG	MET	8	7	3	0.452	No Trend
Cobalt	WG	MET	8	4	-11	0.138	No Trend
Copper	WG	MET	8	2	0	0.548	No Trend
Iron	WG	MET	8	8	-10	0.138	No Trend
Lead	WG	MET	8	1	3	0.452	No Trend
Magnesium	WG	MET	8	8	7	0.274	No Trend
Manganese	WG	MET	8	8	-9	0.199	No Trend
Nickel	WG	MET	8	4	-9	0.199	No Trend
Potassium	WG	MET	8	7	-2	0.452	No Trend
Sodium	WG	MET	8	8	1	0.548	No Trend
Vanadium	WG	MET	8	7	2	0.452	No Trend
Zinc	WG	MET	8	7	-4	0.36	No Trend

TABLE 5
MANN-KENDALL STATISTICAL ANALYSIS
KERRY CHEMICAL SITE

LOCID: MW-B1S

Parameter	Matrix	Class	Num of Data Points	Num of Data Point Detections	Mann-Kendall Statistic S	Probabilities ⁽¹⁾	Trend ⁽²⁾
Acetone	WG	VOA	6	3	-1	0.5	No Trend
4-Methylphenol (p-cresol)	WG	SVOA	6	1	-5	0.235	No Trend
Benzo(a)anthracene	WG	SVOA	6	1	1	0.5	No Trend
Benzo(b)fluoranthene	WG	SVOA	6	3	-5	0.235	No Trend
bis(2-Ethylhexyl)phthalate	WG	SVOA	6	1	-5	0.235	No Trend
Caprolactam	WG	SVOA	6	1	1	0.5	No Trend
Fluoranthene	WG	SVOA	6	2	-3	0.36	No Trend
Pyrene	WG	SVOA	6	2	-3	0.36	No Trend
Aluminum	WG	MET	6	6	3	0.36	No Trend
Antimony	WG	MET	6	1	3	0.36	No Trend
Arsenic	WG	MET	6	4	4	0.36	No Trend
Barium	WG	MET	6	6	1	0.5	No Trend
Beryllium	WG	MET	6	4	3	0.36	No Trend
Cadmium	WG	MET	6	6	3	0.36	No Trend
Calcium	WG	MET	6	6	1	0.5	No Trend
Chromium	WG	MET	6	6	3	0.36	No Trend
Cobalt	WG	MET	6	6	3	0.36	No Trend
Copper	WG	MET	6	6	3	0.36	No Trend
Iron	WG	MET	6	6	3	0.36	No Trend
Lead	WG	MET	6	6	3	0.36	No Trend
Magnesium	WG	MET	6	6	3	0.36	No Trend
Manganese	WG	MET	6	6	3	0.36	No Trend
Mercury	WG	MET	6	1	3	0.36	No Trend
Nickel	WG	MET	6	6	3	0.36	No Trend
Potassium	WG	MET	6	6	3	0.36	No Trend
Sodium	WG	MET	6	6	-2	0.5	No Trend
Vanadium	WG	MET	6	6	3	0.36	No Trend
Zinc	WG	MET	6	6	3	0.36	No Trend

LOCID: MW-B3D

Parameter	Matrix	Class	Num of Data Points	Num of Data Point Detections	Mann-Kendall Statistic S	Probabilities ⁽¹⁾	Trend ⁽²⁾
Acetone	WG	VOA	7	1	2	0.5	No Trend
Aluminum	WG	MET	8	5	3	0.452	No Trend
Barium	WG	MET	8	7	12	0.089	Upward Trend
Calcium	WG	MET	8	8	1	0.548	No Trend
Chromium	WG	MET	8	2	-6	0.274	No Trend
Cobalt	WG	MET	8	6	12	0.089	Upward Trend
Iron	WG	MET	8	7	-6	0.274	No Trend
Magnesium	WG	MET	8	8	-4	0.36	No Trend
Manganese	WG	MET	8	8	14	0.054	Upward Trend
Nickel	WG	MET	8	4	5	0.36	No Trend
Potassium	WG	MET	8	8	-5	0.36	No Trend
Sodium	WG	MET	8	8	-6	0.274	No Trend
Thallium	WG	MET	8	1	-7	0.274	No Trend
Zinc	WG	MET	8	5	-4	0.36	No Trend

TABLE 5
MANN-KENDALL STATISTICAL ANALYSIS
KERRY CHEMICAL SITE

LOCID: MW-B3S

Parameter	Matrix	Class	Num of Data Points	Num of Data Point Detections	Mann-Kendall Statistic S	Probabilities ⁽¹⁾	Trend ⁽²⁾
Acetone	WG	VOA	7	1	2	0.5	No Trend
Aluminum	WG	MET	8	5	13	0.089	Upward Trend
Barium	WG	MET	8	7	23	0.0028	Upward Trend
Calcium	WG	MET	8	8	2	0.452	No Trend
Chromium	WG	MET	8	1	-5	0.36	No Trend
Copper	WG	MET	8	1	-7	0.274	No Trend
Iron	WG	MET	8	7	9	0.199	No Trend
Magnesium	WG	MET	8	8	3	0.452	No Trend
Manganese	WG	MET	8	8	20	0.0071	Upward Trend
Potassium	WG	MET	8	8	6	0.274	No Trend
Silver	WG	MET	8	1	-7	0.274	No Trend
Sodium	WG	MET	8	8	1	0.548	No Trend
Thallium	WG	MET	8	1	-7	0.274	No Trend
Zinc	WG	MET	8	6	3	0.452	No Trend

For multiple observations per time period, the Mann-Kendall test to the median was used.

Data reported as less than the detection limit were used by assigning a common value to the data that was smaller than the smallest measurement in the data set.

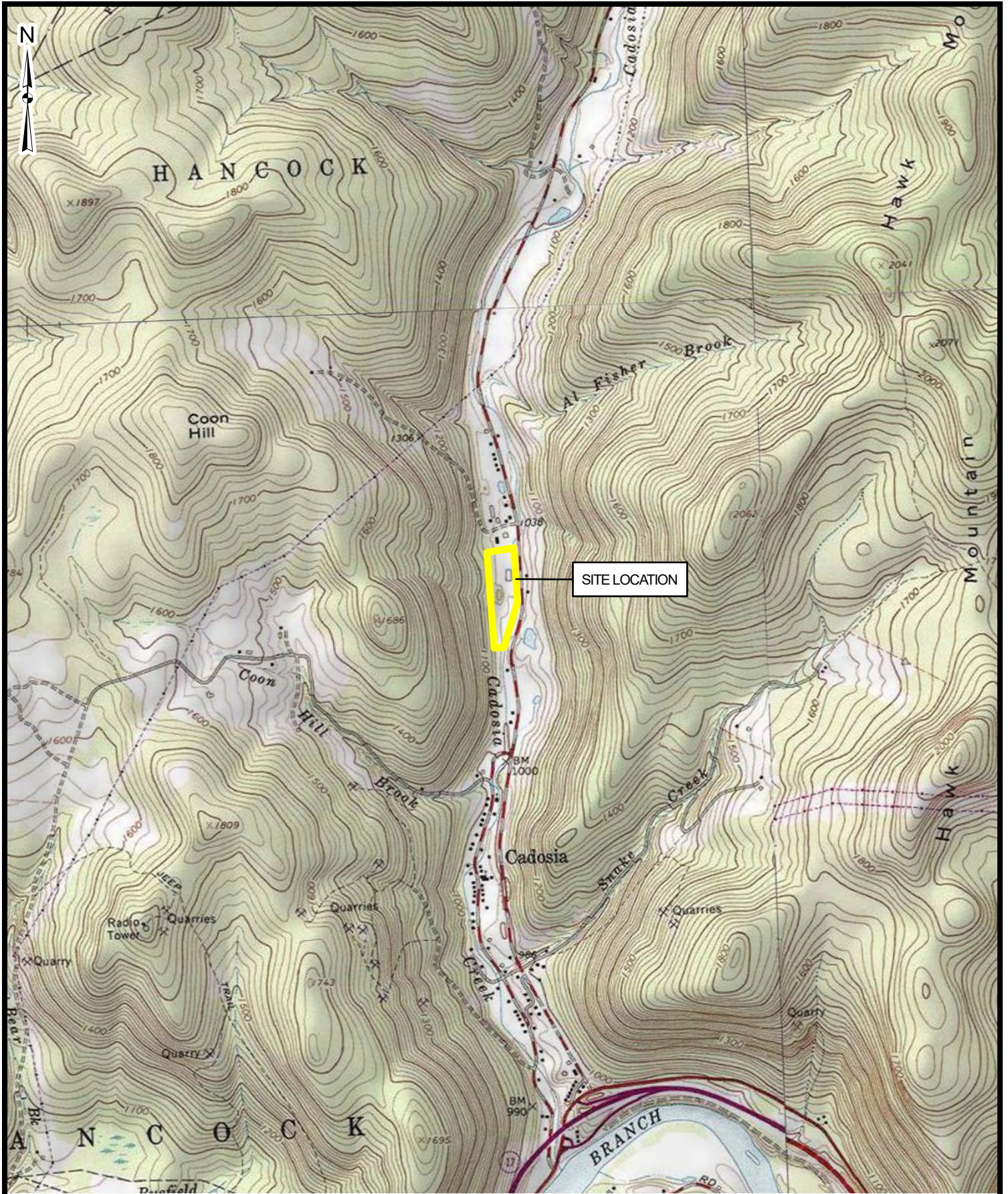
(1) - Probabilities for Mann-Kendall Nonparametric Test for Trend (Gilbert R.O. 1987, Table A18).

(2) - Assuming a probability of error of 10% in the analysis method and or data, then the probability of no trend as calculated by the Mann-Kendall statistic is less than 10%, then it is assumed that there is a trend.

* - Number of observations too small to calculate probabilities.

** - Probability Undefined for S=0 and N=6, 7, 10, 11, 14, 15, 18, 19, 22, 23, 26, 27, 30, 31, 34, or 35.

FIGURES



Source: National Geographic Society

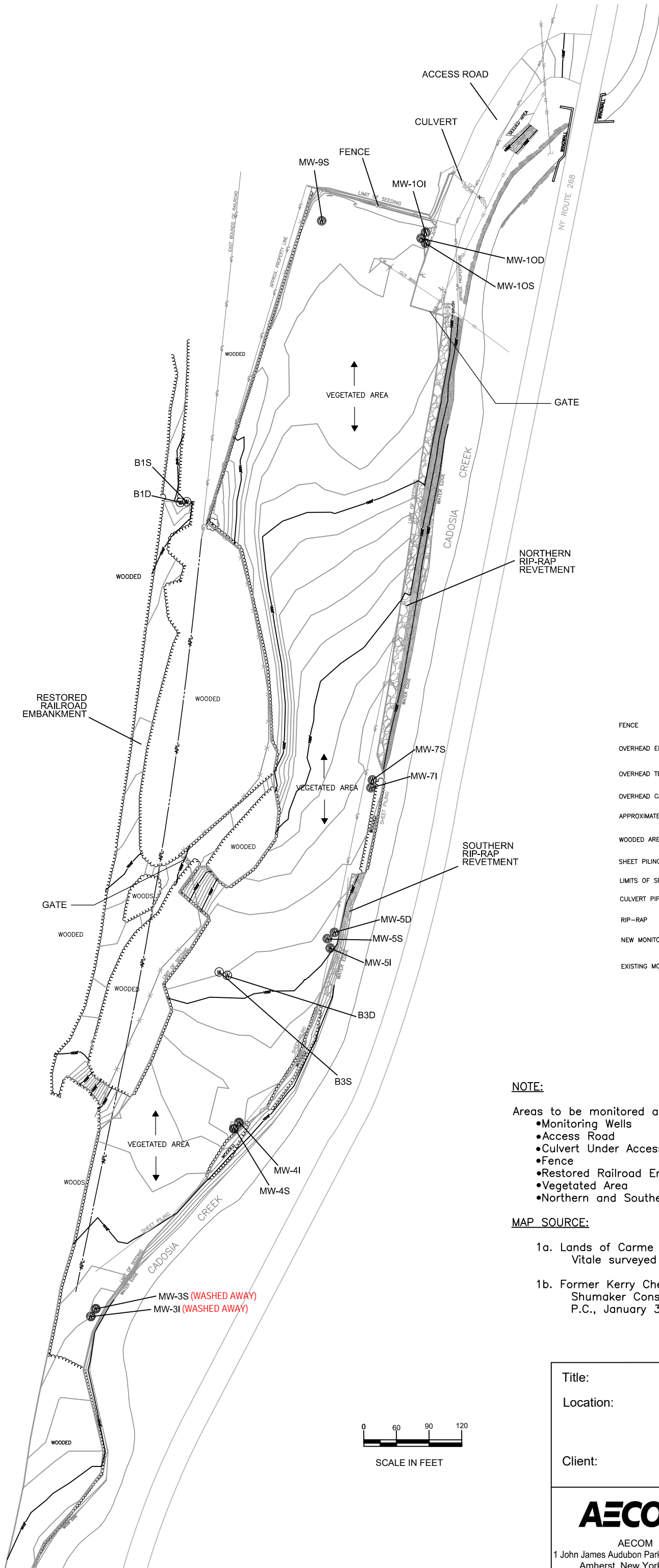
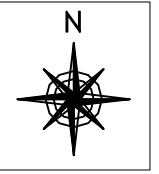
2,000 0 2,000 Feet



AECOM

SITE LOCATION MAP
 KERRY CHEMICAL COMPANY
 HANCOCK, NY

FIGURE 1



LEGEND

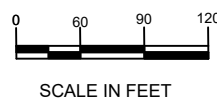
FENCE	—X—
OVERHEAD ELECTRIC LINE	—OE—
OVERHEAD TELEPHONE LINE	—OT—
OVERHEAD CABLE T.V. LINE	—OCTV—
APPROXIMATE PROPERTY LINE	—APL—
WOODED AREA	
SHEET PILING	—SP—
LIMITS OF SEEDING/TOPSOIL	—LS—
CULVERT PIPE	—ST—
RIP-RAP	
NEW MONITORING WELL	● MW-10I
EXISTING MONITORING WELL	● B3D

NOTE:

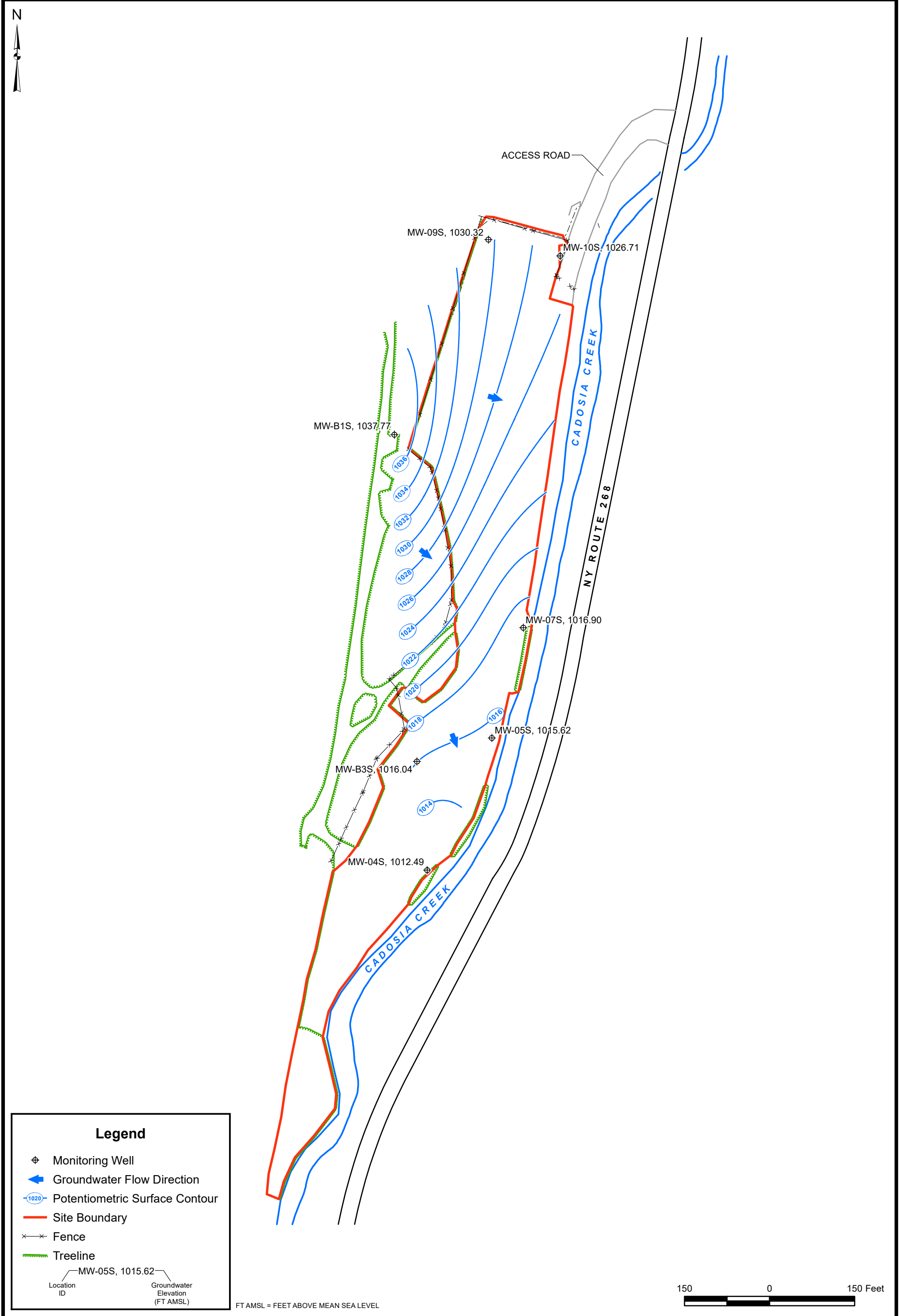
- Areas to be monitored and maintained include:
- Monitoring Wells
 - Access Road
 - Culvert Under Access Road
 - Fence
 - Restored Railroad Embankment
 - Vegetated Area
 - Northern and Southern Revetments

MAP SOURCE:

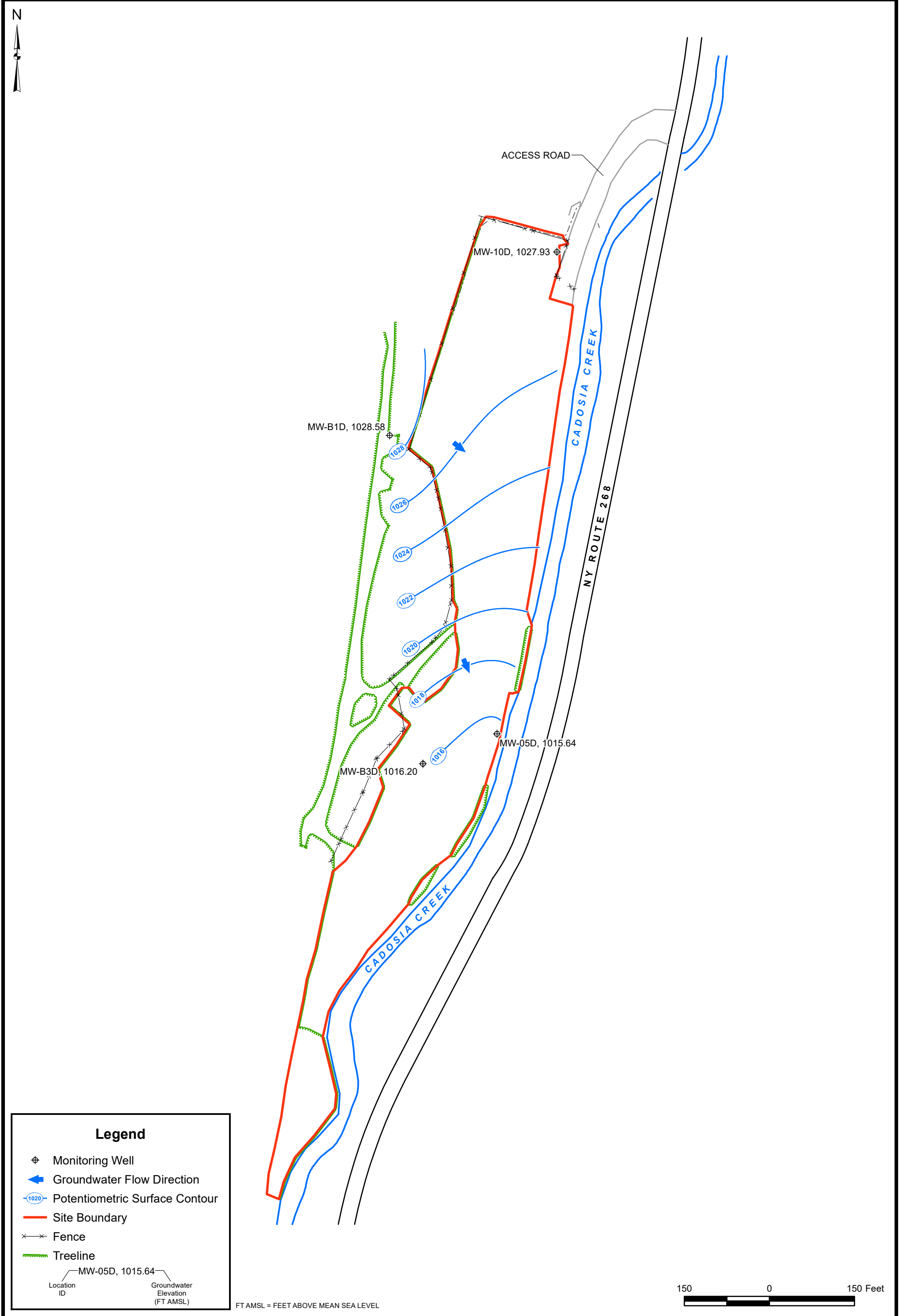
- 1a. Lands of Carme S. Vitale, Jr. and James F. Vitale surveyed by David J. Beers August 1, 1991.
- 1b. Former Kerry Chemical Site, As-Built Survey, Shumaker Consulting Engineering & Land Surveying, P.C., January 3, 2008.



Title:		SITE PLAN	
Location:		KERRY CHEMICAL COMPANY APEX CADOSSIA ROAD HANCOCK, NEW YORK	
Client:		NYSDEC	
 AECOM 1 John James Audubon Parkway, Suite 210 Amherst, New York 14228	Drafter: DAD	Date: January 2008	
	Drg. Size: 11x17	Job No.: 11174594.00002	
FIGURE 2			







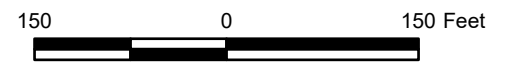
Legend

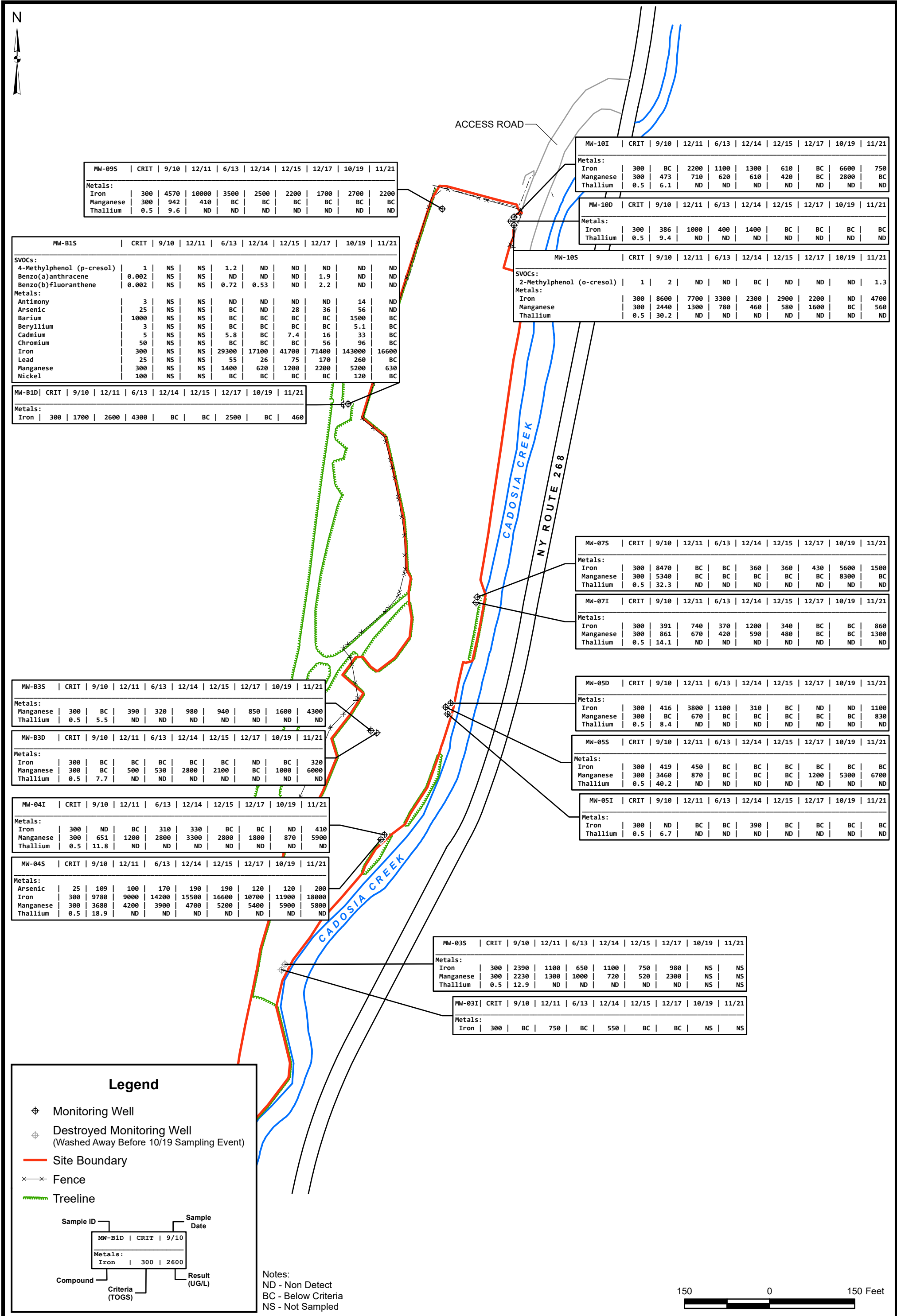
- ⊕ Monitoring Well
- ➡ Groundwater Flow Direction
- 1020 Potentiometric Surface Contour
- Site Boundary
- ×× Fence
- Treeline

MW-05D, 1015.64

Location ID Groundwater Elevation (FT AMSL)

FT AMSL = FEET ABOVE MEAN SEA LEVEL





MW-095	CRIT	9/10	12/11	6/13	12/14	12/15	12/17	10/19	11/21
Metals:									
Iron	300	4570	10000	3500	2500	2200	1700	2700	2200
Manganese	300	942	410	BC	BC	BC	BC	BC	BC
Thallium	0.5	9.6	ND	ND	ND	ND	ND	ND	ND

MW-10I	CRIT	9/10	12/11	6/13	12/14	12/15	12/17	10/19	11/21
Metals:									
Iron	300	BC	2200	1100	1300	610	BC	6600	750
Manganese	300	473	710	620	610	420	BC	2800	BC
Thallium	0.5	6.1	ND	ND	ND	ND	ND	ND	ND

MW-10D	CRIT	9/10	12/11	6/13	12/14	12/15	12/17	10/19	11/21
Metals:									
Iron	300	386	1000	400	1400	BC	BC	BC	BC
Thallium	0.5	9.4	ND	ND	ND	ND	ND	ND	ND

MW-B1S	CRIT	9/10	12/11	6/13	12/14	12/15	12/17	10/19	11/21
SVOCs:									
4-Methylphenol (p-cresol)	1	NS	NS	1.2	ND	ND	ND	ND	ND
Benzo(a)anthracene	0.002	NS	NS	ND	ND	ND	1.9	ND	ND
Benzo(b)fluoranthene	0.002	NS	NS	0.72	0.53	ND	2.2	ND	ND
Metals:									
Antimony	3	NS	NS	ND	ND	ND	ND	14	ND
Arsenic	25	NS	NS	BC	ND	28	36	56	ND
Barium	1000	NS	NS	BC	BC	BC	BC	1500	BC
Beryllium	3	NS	NS	BC	BC	BC	BC	5.1	BC
Cadmium	5	NS	NS	5.8	BC	7.4	16	33	BC
Chromium	50	NS	NS	BC	BC	BC	56	96	BC
Iron	300	NS	NS	29300	17100	41700	71400	143000	16600
Lead	25	NS	NS	55	26	75	170	260	BC
Manganese	300	NS	NS	1400	620	1200	2200	5200	630
Nickel	100	NS	NS	BC	BC	BC	BC	120	BC

MW-10S	CRIT	9/10	12/11	6/13	12/14	12/15	12/17	10/19	11/21
SVOCs:									
2-Methylphenol (o-cresol)	1	2	ND	ND	BC	ND	ND	ND	1.3
Metals:									
Iron	300	8600	7700	3300	2300	2900	2200	ND	4700
Manganese	300	2440	1300	780	460	580	1600	BC	560
Thallium	0.5	30.2	ND	ND	ND	ND	ND	ND	ND

MW-B1D	CRIT	9/10	12/11	6/13	12/14	12/15	12/17	10/19	11/21
Metals:									
Iron	300	1700	2600	4300	BC	BC	2500	BC	460

MW-07S	CRIT	9/10	12/11	6/13	12/14	12/15	12/17	10/19	11/21
Metals:									
Iron	300	8470	BC	BC	360	360	430	5600	1500
Manganese	300	5340	BC	BC	BC	BC	BC	8300	BC
Thallium	0.5	32.3	ND	ND	ND	ND	ND	ND	ND

MW-07I	CRIT	9/10	12/11	6/13	12/14	12/15	12/17	10/19	11/21
Metals:									
Iron	300	391	740	370	1200	340	BC	BC	860
Manganese	300	861	670	420	590	480	BC	BC	1300
Thallium	0.5	14.1	ND	ND	ND	ND	ND	ND	ND

MW-B3S	CRIT	9/10	12/11	6/13	12/14	12/15	12/17	10/19	11/21
Metals:									
Manganese	300	BC	390	320	980	940	850	1600	4300
Thallium	0.5	5.5	ND	ND	ND	ND	ND	ND	ND

MW-05D	CRIT	9/10	12/11	6/13	12/14	12/15	12/17	10/19	11/21
Metals:									
Iron	300	416	3800	1100	310	BC	BC	BC	1100
Manganese	300	BC	670	BC	BC	BC	BC	BC	830
Thallium	0.5	8.4	ND	ND	ND	ND	ND	ND	ND

MW-B3D	CRIT	9/10	12/11	6/13	12/14	12/15	12/17	10/19	11/21
Metals:									
Iron	300	BC	BC	BC	BC	BC	ND	BC	320
Manganese	300	BC	500	530	2800	2100	BC	1000	6000
Thallium	0.5	7.7	ND	ND	ND	ND	ND	ND	ND

MW-05S	CRIT	9/10	12/11	6/13	12/14	12/15	12/17	10/19	11/21
Metals:									
Iron	300	419	450	BC	BC	BC	BC	BC	BC
Manganese	300	3460	870	BC	BC	BC	1200	5300	6700
Thallium	0.5	40.2	ND	ND	ND	ND	ND	ND	ND

MW-04I	CRIT	9/10	12/11	6/13	12/14	12/15	12/17	10/19	11/21
Metals:									
Iron	300	ND	BC	310	330	BC	BC	ND	410
Manganese	300	651	1200	3300	2800	1800	870	5900	ND
Thallium	0.5	11.8	ND	ND	ND	ND	ND	ND	ND

MW-05I	CRIT	9/10	12/11	6/13	12/14	12/15	12/17	10/19	11/21
Metals:									
Iron	300	ND	BC	BC	390	BC	BC	BC	BC
Thallium	0.5	6.7	ND	ND	ND	ND	ND	ND	ND

MW-04S	CRIT	9/10	12/11	6/13	12/14	12/15	12/17	10/19	11/21
Metals:									
Arsenic	25	109	100	170	190	190	120	120	200
Iron	300	9780	9000	14200	15500	16600	10700	11900	18000
Manganese	300	3680	4200	3900	4700	5200	5400	5900	5800
Thallium	0.5	18.9	ND	ND	ND	ND	ND	ND	ND

MW-03S	CRIT	9/10	12/11	6/13	12/14	12/15	12/17	10/19	11/21
Metals:									
Iron	300	2390	1100	650	1100	750	980	NS	NS
Manganese	300	2230	1300	1000	720	520	2300	NS	NS
Thallium	0.5	12.9	ND	ND	ND	ND	ND	NS	NS

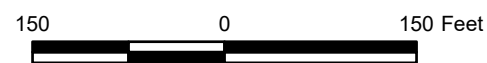
MW-03I	CRIT	9/10	12/11	6/13	12/14	12/15	12/17	10/19	11/21
Metals:									
Iron	300	BC	750	BC	550	BC	BC	NS	NS

Legend

- ⊕ Monitoring Well
- ⊕ Destroyed Monitoring Well (Washed Away Before 10/19 Sampling Event)
- Site Boundary
- Fence
- Treeline

Sample ID	MW-B1D CRIT 9/10	Sample Date
Compound	Metals:	Result (UG/L)
	Iron	300 2600
	Criteria (TOGS)	

Notes:
 ND - Non Detect
 BC - Below Criteria
 NS - Not Sampled



APPENDIX A

PHOTOGRAPHIC LOG

Site Photograph Log
Kerry Chemical Company – Site No. 4-13-001
November 2021

Photo Number:

1

Photo Title:

20211109_110903.jpg

Direction:

Southwest

Explanation:

The truck in the background is at the site gate. The property immediately north of the site has been sold.



Photo Number:

2

Photo Title:

20211109_113948.jpg

Direction:

West

Explanation:

Tree that fell and damaged top rail along western fence line, near middle of site.



Photo Number:

3

Photo Title:

20211109_113955.jpg

Direction:

Southeast

Explanation:

View from middle of site. Note the vegetative cover and the recent brush hog clearing.



Photo Number:

4

Photo Title:

20211109_113956.jpg

Direction:

South

Explanation:

View from middle of site.



Site Photograph Log
Kerry Chemical Company – Site No. 4-13-001
November 2021

Photo Number:

5

Photo Title:

20211109_114002.jpg

Direction:

North

Explanation:

View from middle of site.



Photo Number:

6

Photo Title:

20211109_114133.jpg

Direction:

West Northwest

Explanation:

More tree damage to fence,
near north end of the site.



Photo Number:

7

Photo Title:

20211109_114139.jpg

Direction:

North Northeast

Explanation:

View towards gate from
north end of site.



Photo Number:

8

Photo Title:

20211109_120015.jpg

Direction:

North

Explanation:

Wells that are not included in
site management, just
outside the man gate on the
western site of the site.



Site Photograph Log
Kerry Chemical Company – Site No. 4-13-001
November 2021

Photo Number:

9

Photo Title:

20211110_083327.jpg

Direction:

South

Explanation:

Rip-rap along sheet pile, no evidence of erosion.



Photo Number:

10

Photo Title:

20211110_083422.jpg

Direction:

NA

Explanation:

Closeup of rip-rap along sheet pile.



Photo Number:

11

Photo Title:

20211110_083452.jpg

Direction:

Southeast

Explanation:

Groundwater sampling at MW-05S



Photo Number:

12

Photo Title:

20211110_130433.jpg

Direction:

North

Explanation:

MW-10 cluster, marking poles were added by NYSDEC grounds personnel.



Site Photograph Log
Kerry Chemical Company – Site No. 4-13-001
November 2021

Photo Number:

13

Photo Title:

20211110_130445.jpg

Direction:

Northwest

Explanation:

View towards MW-09S, showing remaining brush piles after brush hogging activities



Photo Number:

14

Photo Title:

20211110_130448.jpg

Direction:

South

Explanation:

View from north end of site.



Photo Number:

15

Photo Title:

20211110_142953.jpg

Direction:

NA

Explanation:

View of culvert pipe going under access road after clearing some wood debris out of it.



Photo Number:

16

Photo Title:

20211110_152921.jpg

Direction:

NA

Explanation:

Example of brush that was cleared, site was very overgrown prior to NYSDEC grounds clearing this year.



Site Photograph Log
Kerry Chemical Company – Site No. 4-13-001
November 2021

Photo Number:

17

Photo Title:

20211110_162642.jpg

Direction:

Southeast

Explanation:

MW-03S and MW-03I, that have been washed out by the creek.



Photo Number:

18

Photo Title:

20211110_163543.jpg

Direction:

South

Explanation:

MW-03I, presumed to be the bent over well on right, well on left appears to already be filled in/cut-off



Photo Number:

19

Photo Title:

20211110_163613.jpg

Direction:

North

Explanation:

MW-03S, tried unsuccessfully to break off concrete collar, remove casing, will need contractor assistance.



Photo Number:

20

Photo Title:

20211110_165151.jpg

Direction:

North

Explanation:

Entrance road clearing.



Site Photograph Log

Kerry Chemical Company – Site No. 4-13-001

November 2021

Photo Number:

21

Photo Title:

20211110_165157.jpg

Direction:

Southwest

Explanation:

Entrance gate, was very overgrown along the fence prior to clearing this year.



APPENDIX B

FIELD NOTES

Location Handcock, NY Date 11/9/21
 Project / Client Kerry Chemical Site - Tues
NYS DEC

7:00am left home for site
 10:30ish arrived @ site

Rob Murphy + Chuck Dusek
 each drove separate due to
 COVID-19 H+S protocols:

OBSERVATION

upon arrival it was noted
 the site had been brush
 hogged by NYDEC operations.
 Divisim - entire site was
 cleared incl: site entrance
 gate area and vicinity of
 all MWells. This had been
 a previous recommended op
 made by CRS/AEcom. over the
 past several years. photos
 taken to document. It should
 be note ops Div did an
 excellent job

Rob + CD inspected two wells
 previously washed out. stream
 flowing moderately fast.
 made list of tools/materials
 needed if return was to be

Location Handcock, NY Date 11/9/21
 Project / Client Kerry - DEC 64°F
~ 11:45

made W-house, set up damper,
 pipe wrenches and barbitic
 pellets.

Weather: sunny and @ noon
 64°F.

11:45 Rob M. proceeded to
 purge 2 M. wells B15 + B10 located
 up hill w/ 1" dewatered bailers.
 Chuck drove off site to pickup (under
 B15 3 gals purged to dry
 B10 7 gals purged to dry)

13:45 set up @ MW-45 and MW-4I
 peristaltic pump being used to
 purge MW-45 and 4I

14:35 sampled MW-45

15:08 sampled MW-4I

15:25 set up @ B35

16:00 sampled B35 - collected

Dupe at this well

16:10 set up at B3D

will collect NS and MSD at
 this location.

Location Handcock, NY Date 11/9/21
 Project / Client Kerry / DEC
 partly cloudy 57°F @ 4:45pm

NOTE a SOLD sign was observed and photographed for the property located immediately to the North of the site.

16:40 collected B3D sample incl: MS & MSD.

- cleanup, demake.

~ 17:00 left site for hotel check-in and purchase ice for samples.

Note- all wells were/are sampled for
 VOAs, SUOA + Metals
 2 250ml amber
 3- 40ml VOAs
 1- 250 plastic metals

[Signature]

Location Handcock, NY Date Wed. 11/10/21
 Project / Client Kerry / DEC
 48°F cloudy, misty ~~like~~ like rain -

~ 7:50 arrive @ site: RM/CD forecast high of 54°F

7:55 set up @ sample locations:

5S, I, D

NOTE Equipment Calibration completed in field.

RM - using Pine AutoCal Station took equip readings.

	<u>Solution</u>	<u>Actual</u>
ph	4.0	4.05
Cond.	4.44 μ S/cm	4.42
Turb.	0 NTU	0

actuals within range of acceptability.

RM with scanner (will in future) the PINE provided equip. calibration and will add them to electronic project file.

8:50 sampled MW-5S

9:55 set up @ MW-5I

9:38 sampled MW-5I

9:45 began pumping at MW-5D


Some trouble advancing tubing RM. added weight (socket) worked.

Hancock, NY

11/10/21

Kerry Chemical / DEC

- 10:32 sampled MW-5D - cleanup
 10:40 moved to MW-BIS
 10:55 sampled MW-BIS
 11:10 sampled MW-BID
 weather update - partly cloudy
 11:20 clean up - hike back down
 11:25 set up @ MW-07S hill
 11:55 sampled MW-07S
 12:00 set up @ MW-07I
 12:50 sampled MW-07I
 13:05 set up @ MW-10S
 13:45 sampled MW-10S
 13:50 set up @ MW-10i
 14:40 sampled @ MW-10i
 14:50 set up @ MW-10D
 15:22 sampled @ MW-10D
 15:27 set up @ MW-9S
 16:05 sampled @ MW-9S



APPENDIX C
WELL PURGE LOGS

WELL PURGE LOG

AECOM

PROJECT TITLE: Former Kerry Chemical Site WELL NO.: MW- B1S
 PROJECT NO.: 60650103 Page: 1 of 1
 STAFF: R. Murphy, C. Dusel
 DATE(S): 11/9/2021-11/10/2021

			WELL ID.	VOL. (GAL/FT)
1. TOTAL CASING AND SCREEN LENGTH (FT.)	=	<u>17.19</u>	1"	0.04
2. WATER LEVEL BELOW TOP OF CASING (FT.)	=	<u>9.51</u>	2"	0.17
3. NUMBER OF FEET STANDING WATER (#1 - #2)	=	<u>7.68</u>	3"	0.38
4. VOLUME OF WATER/FOOT OF CASING (GAL.)	=	<u>0.17</u>	4"	0.66
5. VOLUME OF WATER IN CASING (GAL.)(#3 x #4)	=	<u>1.31</u>	5"	1.04
6. VOLUME OF WATER TO REMOVE (GAL.)(#5 x 3)	=	<u>3.9</u>	6"	1.50
7. VOLUME OF WATER REMOVED (GAL.)	=	<u>3.0</u>	8"	2.60

OR
 $V=0.0408 \times (\text{CASING DIAMETER})^2$

ACCUMULATED VOLUME PURGED (GALLONS)

PARAMETERS	Time	11/9/2021				11/10/2021					
		Initial	1.0 gal	2.0 gal	3.0 gal	Sample					
		12:10	12:25	12:50	13:00				10:55		
pH		6.30	5.08	4.99	5.00				6.9		
SPEC. COND. (mS/cm)		0.131	0.146	0.09	0.082				0.094		
TEMPERATURE (°C)		12.19	11.22	10.64	10.36				10.37		
TURBIDITY (NTU)		0.000	>1000	>1000	>1000				334		
DO (mg/L)		7.57	12.55	9.56	12.06				7.09		
ORP (mV)		79	94	101	107				42		

COMMENTS: Well purged using dedicated/disposable bailer left in well. Dry after removing 3.0 gallons.
 Well was bailed dry on 11/9/21. Returned on 11/10/21 to collect sample.

Sample ID - MW-B1S
 Time - 10:55
 Water Level (11/10/21) - 9.73 ft @ 10:52

WELL PURGE LOG

AECOM

PROJECT TITLE: Former Kerry Chemical Site WELL NO.: MW- B1D
 PROJECT NO.: 60650103 Page: 1 of 1
 STAFF: R. Murphy, C. Dusel
 DATE(S): 11/9/2021-11/10/2021

	=		WELL ID.	VOL. (GAL/FT)
1. TOTAL CASING AND SCREEN LENGTH (FT.)	=	<u>53.89</u>	1"	0.04
2. WATER LEVEL BELOW TOP OF CASING (FT.)	=	<u>19.21</u>	2"	0.17
3. NUMBER OF FEET STANDING WATER (#1 - #2)	=	<u>34.68</u>	3"	0.38
4. VOLUME OF WATER/FOOT OF CASING (GAL.)	=	<u>0.17</u>	4"	0.66
5. VOLUME OF WATER IN CASING (GAL.)(#3 x #4)	=	<u>5.90</u>	5"	1.04
6. VOLUME OF WATER TO REMOVE (GAL.)(#5 x 3)	=	<u>17.7</u>	6"	1.50
7. VOLUME OF WATER REMOVED (GAL.)	=	<u>7.0</u>	8"	2.60

OR
 $V=0.0408 \times (\text{CASING DIAMETER})^2$

ACCUMULATED VOLUME PURGED (GALLONS)

PARAMETERS	Time	11/9/2021				11/10/2021					
		Initial	3.0 gal	6.0 gal	7.0 gal	Sample					
pH	13:08	13:18	13:35	13:37				11:10			
SPEC. COND. (mS/cm)	0.107	0.108	0.111	DRY				0.125			
TEMPERATURE (°C)	9.59	8.62	8.30	DRY				9.49			
TURBIDITY (NTU)	0.0	24.0	258	DRY				4.7			
DO (mg/L)	6.11	8.01	13.02	DRY				7.94			
ORP (mV)	14	4	22	DRY				8			

COMMENTS: Well purged using dedicated/disposable bailer left in well.
 Well was bailed dry on 11/9/21. Returned on 11/10/21 to collect sample.

Sample ID - MW-B1D
 Time - 11:10
 Water Level (11/10/21) - 19.29 ft @ 11:05

LOW FLOW GROUNDWATER PURGING/SAMPLING LOG

Project: 60650103 Site: Former Kerry Chemical Well ID.: MW-B3S

Sampling Personnel: R. Murphy, C. Dusel Date: 11/9/2021 Company: AECOM

Purging/
Sampling
Device: Geopump Tubing Type: HDPE/Silicone Tubing Inlet: Screen Midpoint

Measuring Point: TOC Initial Depth to Water: 7.38 Depth to Well Bottom: 32.30 Well Diameter: 2" Screen Length: 10'

Casing Type: PVC Volume in 1 Well Casing (liters): 15.4 Estimated Purge Volume (liters): 9.0

Sample ID: MW-B3S Sample Time: 1600 QA/QC: FD-110921

Sample Parameters: TCL VOCs plus TICs, TCL SVOCs plus TICs, TAL Metals

PURGE PARAMETERS

TIME	pH	TEMP (°C)	COND. (mS/cm)	DISS. O ₂ (mg/l)	TURB. (NTU)	ORP (mV)	FLOW RATE (ml/min.)	DEPTH TO WATER (btor)
1530	6.95	10.37	0.188	0.82	47.9	-30	300	7.38
1535	7.07	9.65	0.188	0.55	0.0	-50	300	7.77
1540	7.15	9.60	0.188	0.47	0.0	-62	300	7.72
1545	7.20	9.51	0.188	0.44	0.0	-71	300	7.72
1550	7.32	9.41	0.188	0.42	0.0	-81	300	7.72
1555	7.36	9.42	0.187	0.47	0.0	-85	300	7.72
1600	7.38	9.41	0.185	0.51	0.0	-86	300	7.72
Tolerance:	0.1	---	3%	10%	10%	+ or - 10	---	

Information: WATER VOLUMES--0.75 inch diameter well = 87 ml/ft.; 1 inch diameter well = 154 ml/ft.; 2 inch diameter well = 617 ml/ft.; 4 inch diameter well = 2470 ml/ft. (vol_{cy} = πr²h)

Comments:

LOW FLOW GROUNDWATER PURGING/SAMPLING LOG

Project: 60650103 Site: Former Kerry Chemical Well ID.: MW-B3D

Sampling Personnel: R. Murphy, C. Dusel Date: 11/9/2021 Company: AECOM

Purging/Sampling Device: Geopump Tubing Type: HDPE/Silicone Tubing Inlet: Screen Midpoint

Measuring Point: TOC Initial Depth to Water: 7.28 Depth to Well Bottom: 50.72 Well Diameter: 2" Screen Length: 10'

Casing Type: PVC Volume in 1 Well Casing (liters): 26.8 Estimated Purge Volume (liters): 6.8

Sample ID: MW-B3D Sample Time: 1640 QA/QC: MS/MSD

Sample Parameters: TCL VOCs plus TICs, TCL SVOCs plus TICs, TAL Metals

PURGE PARAMETERS

TIME	pH	TEMP (°C)	COND. (mS/cm)	DISS. O ₂ (mg/l)	TURB. (NTU)	ORP (mV)	FLOW RATE (ml/min.)	DEPTH TO WATER (btor)
1615	7.47	8.55	0.177	1.57	52.7	-41	270	7.28
1620	7.56	8.11	0.177	0.49	0.0	-64	270	9.01
1625	7.63	8.03	0.176	0.41	3.7	-76	270	9.45
1630	7.68	8.01	0.175	0.41	6.3	-83	270	9.63
1635	7.72	7.98	0.175	0.43	5.0	-89	270	9.80
1640	7.75	7.95	0.177	0.43	2.5	-92	270	9.91
Tolerance:	0.1	---	3%	10%	10%	+ or - 10	---	

Information: WATER VOLUMES--0.75 inch diameter well = 87 ml/ft.; 1 inch diameter well = 154 ml/ft.; 2 inch diameter well = 617 ml/ft.; 4 inch diameter well = 2470 ml/ft. (vol_{cy} = πr²h)

Comments:

LOW FLOW GROUNDWATER PURGING/SAMPLING LOG

Project: 60650103 Site: Former Kerry Chemical Well ID.: MW-03S

Sampling Personnel: R. Murphy, C. Dusel Date: 11/9/2021 Company: AECOM

Purging/Sampling Device: Geopump Tubing Type: HDPE/Silicone Tubing Inlet: Screen Midpoint

Measuring Point: TOC Initial Depth to Water: _____ Depth to Well Bottom: _____ Well Diameter: 2" Screen Length: 10'

Casing Type: Stainless Steel Volume in 1 Well Casing (liters): _____ Estimated Purge Volume (liters): _____

Sample ID: _____ Sample Time: _____ QA/QC: ---

Sample Parameters: TCL VOCs plus TICs, TCL SVOCs plus TICs, TAL Metals

PURGE PARAMETERS

TIME	pH	TEMP (°C)	COND. (mS/cm)	DISS. O ₂ (mg/l)	TURB. (NTU)	ORP (mV)	FLOW RATE (ml/min.)	DEPTH TO WATER (btor)
Tolerance:	0.1	---	3%	10%	10%	+ or - 10	---	

NOT SAMPLED WASHED AWAY

Information: WATER VOLUMES--0.75 inch diameter well = 87 ml/ft.; 1 inch diameter well = 154 ml/ft.; 2 inch diameter well = 617 ml/ft.; 4 inch diameter well = 2470 ml/ft. ($vol_{cyl} = \pi r^2 h$)

Comments:

LOW FLOW GROUNDWATER PURGING/SAMPLING LOG

Project: 60650103 Site: Former Kerry Chemical Well ID.: MW-031

Sampling Personnel: R. Murphy, C. Dusel Date: 11/9/2021 Company: AECOM

Purging/
Sampling
Device: Geopump Tubing Type: HDPE/Silicone Tubing Inlet: Screen Midpoint

Measuring
Point: TOC Initial Depth
to Water: _____ Depth to
Well Bottom: _____ Well
Diameter: 2" Screen
Length: 10'

Casing
Type: Stainless Steel Volume in 1
Well Casing
(liters): _____ Estimated
Purge
Volume
(liters): _____

Sample ID: _____ Sample Time: _____ QA/QC: --

Sample Parameters: TCL VOCs plus TICs, TCL SVOCs plus TICs, TAL Metals

PURGE PARAMETERS

TIME	pH	TEMP (°C)	COND. (mS/cm)	DISS. O ₂ (mg/l)	TURB. (NTU)	ORP (mV)	FLOW RATE (ml/min.)	DEPTH TO WATER (btor)
Tolerance:	0.1	---	3%	10%	10%	+ or - 10	---	

NOT SAMPLED WASHED AWAY

Information: WATER VOLUMES--0.75 inch diameter well = 87 ml/ft.; 1 inch diameter well = 154 ml/ft.; 2 inch diameter well = 617 ml/ft.;
4 inch diameter well = 2470 ml/ft. ($vol_{cy} = \pi r^2 h$)

Comments:

LOW FLOW GROUNDWATER PURGING/SAMPLING LOG

Project: 60650103 Site: Former Kerry Chemical Well ID.: MW-04S

Sampling Personnel: R. Murphy, C. Dusel Date: 11/9/2021 Company: AECOM

Purging/
Sampling
Device: Geopump Tubing Type: HDPE/Silicone Tubing Inlet: Screen Midpoint

Measuring
Point: TOC Initial Depth
to Water: 6.72 Depth to
Well Bottom: 17.05 Well
Diameter: 2" Screen
Length: 10'

Casing
Type: Stainless Steel Volume in 1
Well Casing
(liters): 6.4 Estimated
Purge
Volume
(liters): 10.9

Sample ID: MW-04S Sample Time: 1435 QA/QC: --

Sample Parameters: TCL VOCs plus TICs, TCL SVOCs plus TICs, TAL Metals

PURGE PARAMETERS

TIME	pH	TEMP (°C)	COND. (mS/cm)	DISS. O ₂ (mg/l)	TURB. (NTU)	ORP (mV)	FLOW RATE (ml/min.)	DEPTH TO WATER (btor)
1400	6.33	10.81	0.195	0.72	349	26	310	6.72
1405	6.31	11.03	0.192	0.68	490	-158	310	6.90
1410	6.19	11.05	0.191	0.65	456	-158	310	6.90
1415	5.86	11.20	0.190	0.49	251	-158	310	6.90
1420	5.76	11.30	0.189	0.43	91.0	-159	310	6.90
1425	5.72	11.41	0.189	0.40	44.3	-161	310	6.90
1430	5.70	11.46	0.189	0.37	23.3	-164	310	6.90
1435	5.70	11.47	0.189	0.35	16.7	-165	310	6.90
Tolerance:	0.1	---	3%	10%	10%	+ or - 10	---	

Information: WATER VOLUMES--0.75 inch diameter well = 87 ml/ft.; 1 inch diameter well = 154 ml/ft.; 2 inch diameter well = 617 ml/ft.;
4 inch diameter well = 2470 ml/ft. (vol_{cy} = πr²h)

Comments:

LOW FLOW GROUNDWATER PURGING/SAMPLING LOG

Project: 60650103 Site: Former Kerry Chemical Well ID.: MW-04I

Sampling Personnel: R. Murphy, C. Dusel Date: 11/9/2021 Company: AECOM

Purging/
Sampling
Device: Geopump Tubing Type: HDPE/Silicone Tubing Inlet: Screen Midpoint

Measuring Point: TOC Initial Depth to Water: 5.11 Depth to Well Bottom: 46.09 Well Diameter: 2" Screen Length: 10'

Casing Type: Stainless Steel Volume in 1 Well Casing (liters): 25.3 Estimated Purge Volume (liters): 5.5

Sample ID: MW-04I Sample Time: 1508 QA/QC: --

Sample Parameters: TCL VOCs plus TICs, TCL SVOCs plus TICs, TAL Metals

PURGE PARAMETERS

TIME	pH	TEMP (°C)	COND. (mS/cm)	DISS. O ₂ (mg/l)	TURB. (NTU)	ORP (mV)	FLOW RATE (ml/min.)	DEPTH TO WATER (btor)
1448	6.13	9.58	0.192	0.71	87.4	-146	320	5.11
1453	6.47	9.34	0.193	0.51	68.4	-165	320	7.90
1458	6.60	9.41	0.193	0.47	24.3	-168	230	8.45
1503	6.66	9.38	0.193	0.43	8.9	-168	230	8.65
1508	6.71	9.23	0.193	0.41	0.3	-167	230	8.83
Tolerance:	0.1	---	3%	10%	10%	+ or - 10	---	

Information: WATER VOLUMES--0.75 inch diameter well = 87 ml/ft.; 1 inch diameter well = 154 ml/ft.; 2 inch diameter well = 617 ml/ft.; 4 inch diameter well = 2470 ml/ft. (vol_{cyl} = πr²h)

Comments:

LOW FLOW GROUNDWATER PURGING/SAMPLING LOG

Project: 60650103 Site: Former Kerry Chemical Well ID.: MW-05S

Sampling Personnel: R. Murphy, C. Dusel Date: 11/10/2021 Company: AECOM

Purging/
Sampling
Device: Geopump Tubing Type: HDPE/Silicone Tubing Inlet: Screen Midpoint

Measuring Point: TOC Initial Depth to Water: 6.88 Depth to Well Bottom: 17.52 Well Diameter: 2" Screen Length: 10'

Casing Type: Stainless Steel Volume in 1 Well Casing (liters): 10.7 Estimated Purge Volume (liters): 7.5

Sample ID: MW-05S Sample Time: 0850 QA/QC: --

Sample Parameters: TCL VOCs plus TICs, TCL SVOCs plus TICs, TAL Metals

PURGE PARAMETERS

TIME	pH	TEMP (°C)	COND. (mS/cm)	DISS. O ₂ (mg/l)	TURB. (NTU)	ORP (mV)	FLOW RATE (ml/min.)	DEPTH TO WATER (btor)
0820	5.58	8.37	0.218	1.39	0.0	139	250	6.88
0825	5.77	8.73	0.178	0.84	0.0	95	250	7.15
0830	5.79	8.95	0.172	0.74	0.0	88	250	7.15
0835	5.82	9.09	0.164	0.69	0.0	84	250	7.20
0840	5.85	9.12	0.161	0.63	0.0	84	250	7.21
0845	5.84	9.14	0.160	0.58	0.0	85	250	7.21
0850	5.84	9.16	0.160	0.57	0.0	86	250	7.21
Tolerance:	0.1	---	3%	10%	10%	+ or - 10	---	

Information: WATER VOLUMES--0.75 inch diameter well = 87 ml/ft.; 1 inch diameter well = 154 ml/ft.; 2 inch diameter well = 617 ml/ft.; 4 inch diameter well = 2470 ml/ft. (vol_{cy} = πr²h)

Comments:

LOW FLOW GROUNDWATER PURGING/SAMPLING LOG

Project: 60650103 Site: Former Kerry Chemical Well ID.: MW-051

Sampling Personnel: R. Murphy, C. Dusel Date: 11/10/2021 Company: AECOM

Purging/
Sampling
Device: Geopump Tubing Type: HDPE/Silicone Tubing Inlet: Screen Midpoint

Measuring Point: TOC Initial Depth to Water: 4.04 Depth to Well Bottom: 47.40 Well Diameter: 2" Screen Length: 10'

Casing Type: Stainless Steel Volume in 1 Well Casing (liters): 26.8 Estimated Purge Volume (liters): 10.4

Sample ID: MW-051 Sample Time: 0938 QA/QC: --

Sample Parameters: TCL VOCs plus TICs, TCL SVOCs plus TICs, TAL Metals

PURGE PARAMETERS

TIME	pH	TEMP (°C)	COND. (mS/cm)	DISS. O ₂ (mg/l)	TURB. (NTU)	ORP (mV)	FLOW RATE (ml/min.)	DEPTH TO WATER (btor)
0858	6.39	8.43	0.189	1.74	0.0	77	260	4.04
0903	6.89	8.19	0.189	1.20	0.0	63	260	5.91
0908	7.18	8.24	0.189	1.10	0.0	51	260	6.74
0913	7.34	8.23	0.189	0.91	0.0	42	260	7.45
0918	7.43	8.22	0.189	0.82	0.0	36	260	7.94
0923	7.53	8.21	0.189	0.73	0.0	30	260	8.32
0928	7.57	8.21	0.189	0.68	0.0	25	260	8.65
0933	7.59	8.27	0.187	0.63	0.0	22	260	8.91
0938	7.62	8.39	0.187	0.62	0.0	16	260	9.15
Tolerance:	0.1	---	3%	10%	10%	+ or - 10	---	

Information: WATER VOLUMES--0.75 inch diameter well = 87 ml/ft.; 1 inch diameter well = 154 ml/ft.; 2 inch diameter well = 617 ml/ft.; 4 inch diameter well = 2470 ml/ft. (vol_{cy} = πr²h)

Comments:

LOW FLOW GROUNDWATER PURGING/SAMPLING LOG

Project: 60650103 Site: Former Kerry Chemical Well ID.: MW-05D

Sampling Personnel: R. Murphy, C. Dusel Date: 11/10/2021 Company: AECOM

Purging/
Sampling
Device: Geopump Tubing Type: HDPE/Silicone Tubing Inlet: Screen Midpoint

Measuring Point: TOC Initial Depth to Water: 6.38 Depth to Well Bottom: 89.39 Well Diameter: 2" Screen Length: 10'

Casing Type: Stainless Steel Volume in 1 Well Casing (liters): 51.2 Estimated Purge Volume (liters): 25.3

Sample ID: MW-05D Sample Time: 1032 QA/QC: --

Sample Parameters: TCL VOCs plus TICs, TCL SVOCs plus TICs, TAL Metals

PURGE PARAMETERS

TIME	pH	TEMP (°C)	COND. (mS/cm)	DISS. O ₂ (mg/l)	TURB. (NTU)	ORP (mV)	FLOW RATE (ml/min.)	DEPTH TO WATER (btor)
0946	7.71	8.83	0.207	5.71	0.0	14	550	6.38
0951	7.73	8.30	0.207	3.49	0.0	15	550	6.49
0956	7.79	8.16	0.207	3.15	0.0	11	550	6.49
1001	7.85	7.98	0.208	2.81	0.0	5	550	6.49
1006	7.90	7.89	0.208	2.27	0.0	2	550	6.49
1011	7.87	8.31	0.208	2.07	0.0	0	550	6.49
1016	7.87	8.18	0.208	1.81	0.0	-4	550	6.49
1021	7.83	8.30	0.208	1.20	0.0	-7	550	6.49
1026	7.78	8.46	0.208	0.86	0.0	-13	550	6.49
1029	7.77	8.39	0.208	0.82	0.0	-15	550	6.49
1032	7.76	8.46	0.208	0.79	0.0	-18	550	6.49
Tolerance:	0.1	---	3%	10%	10%	+ or - 10	---	

Information: WATER VOLUMES--0.75 inch diameter well = 87 ml/ft.; 1 inch diameter well = 154 ml/ft.; 2 inch diameter well = 617 ml/ft.; 4 inch diameter well = 2470 ml/ft. (vol_{cy} = πr²h)

Comments:

LOW FLOW GROUNDWATER PURGING/SAMPLING LOG

Project: 60650103 Site: Former Kerry Chemical Well ID.: MW-071

Sampling Personnel: R. Murphy, C. Dusel Date: 11/10/2021 Company: AECOM

Purging/
Sampling Device: Geopump Tubing Type: HDPE/Silicone Tubing Inlet: Screen Midpoint

Measuring Point: TOC Initial Depth to Water: 3.88 Depth to Well Bottom: 47.09 Well Diameter: 2" Screen Length: 10'

Casing Type: Stainless Steel Volume in 1 Well Casing (liters): 26.7 Estimated Purge Volume (liters): 9.8

Sample ID: MW-071 Sample Time: 1105 QA/QC: --

Sample Parameters: TCL VOCs plus TICs, TCL SVOCs plus TICs, TAL Metals

PURGE PARAMETERS

TIME	pH	TEMP (°C)	COND. (mS/cm)	DISS. O ₂ (mg/l)	TURB. (NTU)	ORP (mV)	FLOW RATE (ml/min.)	DEPTH TO WATER (btor)
1205	6.78	10.57	0.201	0.88	7.2	62	280	3.88
1210	7.34	10.12	0.203	0.51	0.0	44	280	6.19
1215	7.70	10.08	0.203	0.49	0.0	21	200	8.20
1220	7.84	10.40	0.203	0.56	0.0	4	200	9.30
1225	7.87	10.49	0.202	0.69	0.0	-12	200	10.46
1230	7.89	10.49	0.202	0.79	0.0	-21	200	11.30
1235	7.88	10.48	0.201	0.92	0.0	-31	200	12.39
1240	7.90	10.38	0.201	10.50	0.0	-39	200	13.52
1245	7.90	10.41	0.201	1.15	0.0	-43	200	14.48
1250	7.91	10.42	0.201	1.18	0.0	-46	200	15.28
Tolerance:	0.1	---	3%	10%	10%	+ or - 10	---	

Information: WATER VOLUMES--0.75 inch diameter well = 87 ml/ft.; 1 inch diameter well = 154 ml/ft.; 2 inch diameter well = 617 ml/ft.; 4 inch diameter well = 2470 ml/ft. (vol_{cy} = πr²h)

Comments:

LOW FLOW GROUNDWATER PURGING/SAMPLING LOG

Project: 60650103 Site: Former Kerry Chemical Well ID.: MW-09S

Sampling Personnel: R. Murphy, C. Dusel Date: 11/10/2021 Company: AECOM

Purging/
Sampling
Device: Geopump Tubing Type: HDPE/Silicone Tubing Inlet: Screen Midpoint

Measuring
Point: TOC Initial Depth
to Water: 5.12 Depth to
Well Bottom: 28.00 Well
Diameter: 2" Screen
Length: 20'

Casing
Type: Stainless Steel Volume in 1
Well Casing
(liters): 14.1 Estimated
Purge
Volume
(liters): 8.7

Sample ID: MW-09S Sample Time: 1605 QA/QC: --

Sample Parameters: TCL VOCs plus TICs, TCL SVOCs plus TICs, TAL Metals

PURGE PARAMETERS

TIME	pH	TEMP (°C)	COND. (mS/cm)	DISS. O ₂ (mg/l)	TURB. (NTU)	ORP (mV)	FLOW RATE (ml/min.)	DEPTH TO WATER (btor)
1535	7.48	9.1	0.115	1.73	107.0	-203	290	5.11
1540	6.90	9.0	0.104	0.50	0.0	-173	290	5.87
1545	6.69	8.9	0.104	0.36	0.0	-159	290	5.88
1550	6.56	8.9	0.103	0.31	0.0	-151	290	5.88
1555	6.50	8.8	0.103	0.30	0.0	-150	290	5.88
1600	6.49	8.7	0.104	0.29	0.0	-150	290	5.88
1605	6.45	8.7	0.104	0.28	0.0	-149	290	5.88
Tolerance:	0.1	---	3%	10%	10%	+ or - 10	---	

Information: WATER VOLUMES--0.75 inch diameter well = 87 ml/ft.; 1 inch diameter well = 154 ml/ft.; 2 inch diameter well = 617 ml/ft.; 4 inch diameter well = 2470 ml/ft. ($vol_{cyl} = \pi r^2 h$)

Comments:

LOW FLOW GROUNDWATER PURGING/SAMPLING LOG

Project: 60650103 Site: Former Kerry Chemical Well ID.: MW-10S

Sampling Personnel: R. Murphy, C. Dusel Date: 11/10/2021 Company: AECOM

Purging/
Sampling Device: Geopump Tubing Type: HDPE/Silicone Tubing Inlet: Screen Midpoint

Measuring Point: TOC Initial Depth to Water: 8.82 Depth to Well Bottom: 17.20 Well Diameter: 2" Screen Length: 10'

Casing Type: Stainless Steel Volume in 1 Well Casing (liters): 5.2 Estimated Purge Volume (liters): 11.2

Sample ID: MW-10S Sample Time: 1345 QA/QC: --

Sample Parameters: TCL VOCs plus TICs, TCL SVOCs plus TICs, TAL Metals

PURGE PARAMETERS

TIME	pH	TEMP (°C)	COND. (mS/cm)	DISS. O ₂ (mg/l)	TURB. (NTU)	ORP (mV)	FLOW RATE (ml/min.)	DEPTH TO WATER (btor)
1310	7.79	11.83	0.159	0.90	133.0	-43	340	8.82
1315	6.71	11.05	0.159	0.33	57.4	-92	340	9.67
1320	6.51	10.96	0.164	0.31	41.0	-89	340	9.95
1325	6.42	10.91	0.178	0.28	82.0	-133	305	10.20
1330	6.41	10.96	0.172	0.27	46.2	-133	305	10.20
1335	6.37	10.95	0.167	0.26	26.2	-127	305	10.20
1340	6.37	10.94	0.165	0.26	13.7	-125	305	10.20
1345	6.36	10.96	0.161	0.25	0.0	-110	305	10.20

Tolerance: | **0.1** | --- | **3%** | **10%** | **10%** | **+ or - 10** | --- |

Information: WATER VOLUMES--0.75 inch diameter well = 87 ml/ft.; 1 inch diameter well = 154 ml/ft.; 2 inch diameter well = 617 ml/ft.; 4 inch diameter well = 2470 ml/ft. (vol_{cy} = πr²h)

Comments:

LOW FLOW GROUNDWATER PURGING/SAMPLING LOG

Project: 60650103 Site: Former Kerry Chemical Well ID.: MW-101

Sampling Personnel: R. Murphy, C. Dusel Date: 11/10/2021 Company: AECOM

Purging/
Sampling Device: Geopump Tubing Type: HDPE/Silicone Tubing Inlet: Screen Midpoint

Measuring Point: TOC Initial Depth to Water: 8.54 Depth to Well Bottom: 60.22 Well Diameter: 2" Screen Length: 10'

Casing Type: Stainless Steel Volume in 1 Well Casing (liters): 31.9 Estimated Purge Volume (liters): 10.0

Sample ID: MW-101 Sample Time: 1440 QA/QC: --

Sample Parameters: TCL VOCs plus TICs, TCL SVOCs plus TICs, TAL Metals

PURGE PARAMETERS

TIME	pH	TEMP (°C)	COND. (mS/cm)	DISS. O ₂ (mg/l)	TURB. (NTU)	ORP (mV)	FLOW RATE (ml/min.)	DEPTH TO WATER (btor)
1400	6.79	10.97	0.187	1.11	0.0	-175.0	250	8.54
1405	7.38	10.26	0.189	0.57	0.0	-156.0	250	10.48
1410	7.60	10.15	0.188	0.49	0.0	-161.0	250	11.28
1415	7.65	10.05	0.188	0.47	0.0	-157.0	250	11.62
1420	7.71	9.98	0.188	0.44	0.0	-155.0	250	11.90
1425	7.75	9.90	0.188	0.38	0.0	-149.0	250	12.01
1430	7.78	9.88	0.189	0.35	0.0	-145.0	250	12.15
1435	7.79	9.89	0.189	0.35	0.0	-142.0	250	12.31
1440	7.80	9.70	0.189	0.32	0.0	-141.0	250	12.43
Tolerance:	0.1	---	3%	10%	10%	+ or - 10	---	

Information: WATER VOLUMES--0.75 inch diameter well = 87 ml/ft.; 1 inch diameter well = 154 ml/ft.; 2 inch diameter well = 617 ml/ft.; 4 inch diameter well = 2470 ml/ft. (vol_{cy} = πr²h)

Comments:

LOW FLOW GROUNDWATER PURGING/SAMPLING LOG

Project: 60650103 Site: Former Kerry Chemical Well ID.: MW-10D

Sampling Personnel: R. Murphy, C. Dusel Date: 11/10/2021 Company: AECOM

Purging/
Sampling
Device: Geopump Tubing Type: HDPE/Silicone Tubing Inlet: Screen Midpoint

Measuring
Point: TOC Initial Depth
to Water: 7.52 Depth to
Well Bottom: 62.60 Well
Diameter: 2" Screen
Length: 10'

Casing
Type: Stainless Steel Volume in 1
Well Casing
(liters): 34.0 Estimated
Purge
Volume
(liters): 7.3

Sample ID: MW-10D Sample Time: 1522 QA/QC: --

Sample Parameters: TCL VOCs plus TICs, TCL SVOCs plus TICs, TAL Metals

PURGE PARAMETERS

TIME	pH	TEMP (°C)	COND. (mS/cm)	DISS. O ₂ (mg/l)	TURB. (NTU)	ORP (mV)	FLOW RATE (ml/min.)	DEPTH TO WATER (btor)
1457	7.85	11.16	0.170	3.43	0.0	-49	290	7.52
1502	7.86	9.52	0.175	0.71	0.0	-61	290	8.91
1507	7.87	9.28	0.175	0.46	0.0	-69	290	9.32
1512	7.86	9.03	0.176	0.39	0.0	-74	290	9.65
1517	7.86	8.84	0.176	0.35	0.0	-80	290	9.90
1522	7.85	8.63	0.176	0.34	0.0	-82	290	10.05
Tolerance:	0.1	---	3%	10%	10%	+ or - 10	---	

Information: WATER VOLUMES--0.75 inch diameter well = 87 ml/ft.; 1 inch diameter well = 154 ml/ft.; 2 inch diameter well = 617 ml/ft.; 4 inch diameter well = 2470 ml/ft. (vol_{cy} = πr²h)

Comments:

APPENDIX D

DATA USABILITY SUMMARY REPORT

DATA USABILITY SUMMARY REPORT

**SITE MANAGEMENT
KERRY CHEMICAL COMPANY
HANCOCK, NEW YORK
WORK ASSIGNMENT NO. D009803-38
SITE ID NO. 413001**

Analyses Performed by:

**EUROFINS TESTAMERICA
AMHERST, NEW YORK 14228**

Prepared for:

**NEW YORK STATE DEPARTMENT OF ENVIRONMENTAL CONSERVATION
DIVISION OF ENVIRONMENTAL REMEDIATION**

Prepared by:

**AECOM
ONE JOHN JAMES AUDUBON PARKWAY
SUITE 210
AMHERST, NEW YORK 14228**

JANUARY 2022

TABLE OF CONTENTS

	<u>Page No.</u>
I. INTRODUCTION	1
II. ANALYTICAL METHODOLOGIES AND DATA VALIDATION PROCEDURES	1
III. DATA DELIVERABLE COMPLETENESS	2
IV. SAMPLE RECEIPT/PRESERVATION/HOLDING TIMES.....	2
V. NON-CONFORMANCES.....	2
VI. SAMPLE RESULTS AND REPORTING	3
VII. SUMMARY	3

TABLES (Following Text)

Table 1	Summary of Data Qualifications
Table 2	Validated Groundwater Sample Analytical Results
Table 3	Validated Field QC Sample Analytical Results

ATTACHMENTS

Attachment A	Validated Form 1's
Attachment B	Support Documentation

I. INTRODUCTION

This Data Usability Summary Report (DUSR) has been prepared following the guidelines provided in New York State Department of Environmental Conservation (NYSDEC) Division of Environmental Remediation *DER-10, Technical Guidance for Site Investigation and Remediation, Appendix 2B - Guidance for Data Deliverables and the Development of Data Usability Summary Reports*, May 2010. Discussed in this DUSR are the analytical data for 15 groundwater samples, 1 field duplicate, 1 matrix spike/matrix spike duplicate pair, and 1 trip blank collected on November 9-10, 2021. The samples were collected in support of the site monitoring task assigned to AECOM under NYSDEC Work Assignment Number D009803-38 for the Kerry Chemical Site (Site ID Number 413001) located in Hancock, New York.

II. ANALYTICAL METHODOLOGIES AND DATA VALIDATION PROCEDURES

The samples were sent to Eurofins TestAmerica located in Amherst, New York, which is a New York State Department of Health (NYSDOH) Environmental Laboratory Approval Program (ELAP) certified laboratory. The samples were analyzed for the following parameters:

<u>Parameter</u>	<u>Method Number</u>
Target Compound List (TCL) Volatile Organic Compounds (VOCs) plus Tentatively Identified Compounds (TICs)	SW8260C
TCL Semivolatile Organic Compounds (SVOCs) plus TICs	SW8270D
Target Analyte List (TAL) Metals (23)	SW6010C/7470A

The trip blank was analyzed for VOCs only.

A limited data validation was performed on the samples following the guidelines in the following USEPA Region II documents:

- *Validating Volatile Organic Compounds by Gas Chromatography/Mass Spectrometry SW-846 Method 8260B & 8260C*, SOP HW-24, Revision 4, October 2014;
- *Validating Semivolatile Organic Compounds by Gas Chromatography/Mass Spectrometry SW-846 Method 8270D*, SOP HW-22, Revision 5, December 2010;
- *ICP-AES Data Validation*, SOP HW-3a, Revision 1, September 2016; and
- *Mercury and Cyanide Data Validation*, SOP HW-3c, Revision 1, September 2016.

The limited data review included a review of completeness of all required deliverables; holding times; QC results (blanks, instrument tunes, calibration standards, MS/MSD recoveries, duplicate precision, and laboratory control sample recoveries) to determine if the data are within the protocol-required QC limits and specifications; a determination that all samples were analyzed using established and agreed upon analytical protocols; an evaluation of the raw data to confirm the results provided in the data summary sheets; and a review of laboratory data qualifiers.

Qualifications applied to the data during the limited data validation include 'UJ' (estimated quantitation limit). Definitions of USEPA data qualifiers are presented at the end of this text. A summary of data qualifications is presented on Table 1. The validated analytical results are presented on Table 2 (groundwater) and Table 3 (field QC). Copies of validated Form 1s have been presented in Attachment A. Documentation supporting the qualification of data is presented in Attachment B. Only analytical deviations affecting data usability are discussed in this report.

III. DATA DELIVERABLE COMPLETENESS

A full deliverable data package (i.e., NYSDEC ASP Category B or equivalent) was provided by the laboratory, and included all reporting forms and raw data necessary to fully evaluate and verify the reported analytical results.

IV. SAMPLE RECEIPT/PRESERVATION/HOLDING TIMES

All samples were received by the laboratory intact, properly preserved, and under proper chain-of-custody (COC), and were analyzed within the required holding times. Note: The AP re-extractions for samples MW-04I and MW-B3D were performed outside of the holding time and deemed unusable.

V. NON-CONFORMANCES

Instrument Calibration

The percent differences (%D) between the initial calibration (ICAL) average relative response factors (RRF) and the RRFs in the continuing calibration (CCAL) standards were greater than 20% for SVOCs 2,4-dinitrophenol, hexachlorocyclopentadiene, and pentachlorophenol and showed a decreasing response (low bias). The non-detect results for these compounds were qualified 'UJ' in the associated samples, as listed in Table 1.

Surrogates

The percent recoveries (%R) of acid-phenolic (AP) surrogates 2-fluorophenol, phenol-d₅, and 2,4,6-tribromophenol were below the QC limits in the samples listed on Table 1. The presence of

matrix effects was confirmed by re-extraction/re-analysis of the samples outside of holding time. The results for the AP compounds in these samples from the initial extraction/analysis have been qualified 'UJ'.

VI. SAMPLE RESULTS AND REPORTING

All sample results were reported in accordance with method requirements. Results reported below the RL, but greater than the MDL, were qualified 'J' by the laboratory.

Sample MW-10S was analyzed for VOCs utilizing a dilution of 4 due to sample matrix issues (i.e., foaming). No target compounds were detected in this sample and the non-detect compounds have been reported with elevated reporting limits due to the dilution used.

Samples MW-07S and MW-10I were analyzed for SVOCs utilizing a 5x dilution due to the color and viscosity of the extract. No target compounds were detected in these samples and the non-detect compounds have been reported with elevated reporting limits due to the dilution used.

A field duplicate sample was collected at monitoring well location MW-B3S. Generally, similar detections and concentrations were observed in the sample and the respective field duplicate, thus exhibiting good field/analytical precision.

The SVOC TICs that are attributed to column bleed (i.e., siloxanes) were crossed off in the samples. VOC target compounds (1,1,2-trichloroethane and/or 1,1,2,2-tetrachloroethane) were reported as a SVOC TIC in several samples and the method blank, they were crossed off during the data review.

VII. SUMMARY

All sample analyses were found to be compliant with the method criteria, except where previously noted. Those results qualified 'UJ' (estimated quantitation limit) during the data review are considered conditionally usable. All other sample results are usable as reported. AECOM does not recommend the re-collection of any samples at this time.

Prepared By: Ann Marie Kropovitch, Chemist



Date: 1/31/22

Reviewed By: Peter R. Fairbanks, Senior Chemist



Date: 1/31/22

DEFINITIONS OF USEPA REGION II DATA QUALIFIERS

- U** – The analyte was analyzed for, but was not detected above the reported sample quantitation limit.
- J** – The analyte was positively identified; the associated numerical value is the approximate concentration of the analyte in the sample.
- J+** – The result is an estimated quantity, but the result may be biased high.
- J-** – The result is an estimated quantity, but the result may be biased low.
- UJ** – The analyte was not detected above the reported sample quantitation limit. However, the reported quantitation limit is approximate and may or may not represent the actual limit of quantitation necessary to accurately and precisely measure the analyte in the sample.
- D** – The sample result was reported from a secondary dilution analysis.
- R** – The data are unusable. The sample results are rejected due to serious deficiencies in meeting Quality Control (QC) criteria. The analyte may or may not be present in the sample.

TABLE 1
SUMMARY OF DATA QUALIFICATIONS
KERRY CHEMICAL

SAMPLE ID	FRACTION	ANALYTICAL DEVIATION	QUALIFICATION
MW-07S, MW-07I, MW-10S, MW-10I, MW-10D, MW-09S, MW-B1D, and MW-B1S	SVOC	CCAL %D >20% for 2,4-dinitrophenol, hexachlorocyclopentadiene, and pentachlorophenol.	Qualify non-detect results 'UJ'.
MW-B3D and MW-04I	SVOC	Surrogate %R for 2-fluorophenol, phenol-d ₅ , and 2,4,6-tribromophenol < QC limits.	Qualify non-detect AP results 'UJ'.

TABLE 2
VALIDATED GROUNDWATER SAMPLE ANALYTICAL RESULTS
KERRY CHEMICAL SITE

Location ID		MW-04I	MW-04S	MW-05D	MW-05I	MW-05S
Sample ID		MW-04I	MW-04S	MW-05D	MW-05I	MW-05S
Matrix		Groundwater	Groundwater	Groundwater	Groundwater	Groundwater
Depth Interval (ft)		-	-	-	-	-
Date Sampled		11/09/21	11/09/21	11/10/21	11/09/21	11/09/21
Parameter	Units					
Volatile Organic Compounds						
1,1,1-Trichloroethane	UG/L	1.0 U	1.0 U	1.0 U	1.0 U	1.0 U
1,1,2,2-Tetrachloroethane	UG/L	1.0 U	1.0 U	1.0 U	1.0 U	1.0 U
1,1,2-Trichloro-1,2,2-trifluoroethane	UG/L	1.0 U	1.0 U	1.0 U	1.0 U	1.0 U
1,1,2-Trichloroethane	UG/L	1.0 U	1.0 U	1.0 U	1.0 U	1.0 U
1,1-Dichloroethane	UG/L	1.0 U	1.0 U	1.0 U	1.0 U	1.0 U
1,1-Dichloroethene	UG/L	1.0 U	1.0 U	1.0 U	1.0 U	1.0 U
1,2,4-Trichlorobenzene	UG/L	1.0 U	1.0 U	1.0 U	1.0 U	1.0 U
1,2-Dibromo-3-chloropropane	UG/L	1.0 U	1.0 U	1.0 U	1.0 U	1.0 U
1,2-Dibromoethane (Ethylene dibromide)	UG/L	1.0 U	1.0 U	1.0 U	1.0 U	1.0 U
1,2-Dichlorobenzene	UG/L	1.0 U	1.0 U	1.0 U	1.0 U	1.0 U
1,2-Dichloroethane	UG/L	1.0 U	1.0 U	1.0 U	1.0 U	1.0 U
1,2-Dichloroethene (cis)	UG/L	1.0 U	1.0 U	1.0 U	1.0 U	1.0 U
1,2-Dichloroethene (trans)	UG/L	1.0 U	1.0 U	1.0 U	1.0 U	1.0 U
1,2-Dichloropropane	UG/L	1.0 U	1.0 U	1.0 U	1.0 U	1.0 U
1,3-Dichlorobenzene	UG/L	1.0 U	1.0 U	1.0 U	1.0 U	1.0 U
1,3-Dichloropropene (cis)	UG/L	1.0 U	1.0 U	1.0 U	1.0 U	1.0 U
1,3-Dichloropropene (trans)	UG/L	1.0 U	1.0 U	1.0 U	1.0 U	1.0 U
1,4-Dichlorobenzene	UG/L	1.0 U	1.0 U	1.0 U	1.0 U	1.0 U
2-Hexanone	UG/L	5.0 U	5.0 U	5.0 U	5.0 U	5.0 U
4-Methyl-2-pentanone	UG/L	5.0 U	5.0 U	5.0 U	5.0 U	5.0 U
Acetone	UG/L	10 U	10 U	10 U	10 U	10 U
Benzene	UG/L	1.0 U	1.0 U	1.0 U	1.0 U	1.0 U
Bromodichloromethane	UG/L	1.0 U	1.0 U	1.0 U	1.0 U	1.0 U

Flags assigned during chemistry validation are shown.

MADE By: AMK 1/27/22

Checked By: PRF 1/28/22

Detection Limits shown are PQL

TABLE 2
VALIDATED GROUNDWATER SAMPLE ANALYTICAL RESULTS
KERRY CHEMICAL SITE

Location ID		MW-04I	MW-04S	MW-05D	MW-05I	MW-05S
Sample ID		MW-04I	MW-04S	MW-05D	MW-05I	MW-05S
Matrix		Groundwater	Groundwater	Groundwater	Groundwater	Groundwater
Depth Interval (ft)		-	-	-	-	-
Date Sampled		11/09/21	11/09/21	11/10/21	11/09/21	11/09/21
Parameter	Units					
Volatile Organic Compounds						
Bromoform	UG/L	1.0 U	1.0 U	1.0 U	1.0 U	1.0 U
Bromomethane	UG/L	1.0 U	1.0 U	1.0 U	1.0 U	1.0 U
Carbon disulfide	UG/L	1.0 U	1.0 U	1.0 U	1.0 U	1.0 U
Carbon tetrachloride	UG/L	1.0 U	1.0 U	1.0 U	1.0 U	1.0 U
Chlorobenzene	UG/L	1.0 U	1.0 U	1.0 U	1.0 U	1.0 U
Chloroethane	UG/L	1.0 U	1.0 U	1.0 U	1.0 U	1.0 U
Chloroform	UG/L	1.0 U	1.0 U	1.0 U	1.0 U	1.0 U
Chloromethane	UG/L	1.0 U	1.0 U	1.0 U	1.0 U	1.0 U
Cyclohexane	UG/L	1.0 U	1.0 U	1.0 U	1.0 U	1.0 U
Dibromochloromethane	UG/L	1.0 U	1.0 U	1.0 U	1.0 U	1.0 U
Dichlorodifluoromethane	UG/L	1.0 U	1.0 U	1.0 U	1.0 U	1.0 U
Ethylbenzene	UG/L	1.0 U	1.0 U	1.0 U	1.0 U	1.0 U
Isopropylbenzene (Cumene)	UG/L	1.0 U	1.0 U	1.0 U	1.0 U	1.0 U
Methyl acetate	UG/L	2.5 U	2.5 U	2.5 U	2.5 U	2.5 U
Methyl ethyl ketone (2-Butanone)	UG/L	10 U	10 U	10 U	10 U	10 U
Methyl tert-butyl ether	UG/L	1.0 U	1.0 U	1.0 U	1.0 U	1.0 U
Methylcyclohexane	UG/L	1.0 U	1.0 U	1.0 U	1.0 U	1.0 U
Methylene chloride	UG/L	1.0 U	1.0 U	1.0 U	1.0 U	1.0 U
Styrene	UG/L	1.0 U	1.0 U	1.0 U	1.0 U	1.0 U
Tetrachloroethene	UG/L	1.0 U	1.0 U	1.0 U	1.0 U	1.0 U
Toluene	UG/L	1.0 U	1.0 U	1.0 U	1.0 U	1.0 U
Trichloroethene	UG/L	1.0 U	1.0 U	1.0 U	1.0 U	1.0 U
Trichlorofluoromethane	UG/L	1.0 U	1.0 U	1.0 U	1.0 U	1.0 U

Flags assigned during chemistry validation are shown.

MADE By: AMK 1/27/22

Checked By: PRF 1/28/22

Detection Limits shown are PQL

TABLE 2
VALIDATED GROUNDWATER SAMPLE ANALYTICAL RESULTS
KERRY CHEMICAL SITE

Location ID		MW-04I	MW-04S	MW-05D	MW-05I	MW-05S
Sample ID		MW-04I	MW-04S	MW-05D	MW-05I	MW-05S
Matrix		Groundwater	Groundwater	Groundwater	Groundwater	Groundwater
Depth Interval (ft)		-	-	-	-	-
Date Sampled		11/09/21	11/09/21	11/10/21	11/09/21	11/09/21
Parameter	Units					
Volatile Organic Compounds						
Vinyl chloride	UG/L	1.0 U	1.0 U	1.0 U	1.0 U	1.0 U
Xylene (total)	UG/L	2.0 U	2.0 U	2.0 U	2.0 U	2.0 U
Semivolatile Organic Compounds						
1,1-Biphenyl	UG/L	5.0 U	5.6 U	5.0 U	5.0 U	6.0 U
2,2-oxybis(1-Chloropropane)	UG/L	5.0 U	5.6 U	5.0 U	5.0 U	6.0 U
2,4,5-Trichlorophenol	UG/L	5.0 UJ	5.6 U	5.0 U	5.0 U	6.0 U
2,4,6-Trichlorophenol	UG/L	5.0 UJ	5.6 U	5.0 U	5.0 U	6.0 U
2,4-Dichlorophenol	UG/L	5.0 UJ	5.6 U	5.0 U	5.0 U	6.0 U
2,4-Dimethylphenol	UG/L	5.0 UJ	5.6 U	5.0 U	5.0 U	6.0 U
2,4-Dinitrophenol	UG/L	10 UJ	11 U	10 U	10 U	12 U
2,4-Dinitrotoluene	UG/L	5.0 U	5.6 U	5.0 U	5.0 U	6.0 U
2,6-Dinitrotoluene	UG/L	5.0 U	5.6 U	5.0 U	5.0 U	6.0 U
2-Chloronaphthalene	UG/L	5.0 U	5.6 U	5.0 U	5.0 U	6.0 U
2-Chlorophenol	UG/L	5.0 UJ	5.6 U	5.0 U	5.0 U	6.0 U
2-Methylnaphthalene	UG/L	5.0 U	5.6 U	5.0 U	5.0 U	6.0 U
2-Methylphenol (o-cresol)	UG/L	5.0 UJ	5.6 U	5.0 U	5.0 U	6.0 U
2-Nitroaniline	UG/L	10 U	11 U	10 U	10 U	12 U
2-Nitrophenol	UG/L	5.0 UJ	5.6 U	5.0 U	5.0 U	6.0 U
3,3-Dichlorobenzidine	UG/L	5.0 U	5.6 U	5.0 U	5.0 U	6.0 U
3-Nitroaniline	UG/L	10 U	11 U	10 U	10 U	12 U
4,6-Dinitro-2-methylphenol	UG/L	10 UJ	11 U	10 U	10 U	12 U
4-Bromophenyl-phenylether	UG/L	5.0 U	5.6 U	5.0 U	5.0 U	6.0 U
4-Chloro-3-methylphenol	UG/L	5.0 UJ	5.6 U	5.0 U	5.0 U	6.0 U

Flags assigned during chemistry validation are shown.

MADE By: AMK 1/27/22

Checked By: _PRF1/28/22

Detection Limits shown are PQL

TABLE 2
VALIDATED GROUNDWATER SAMPLE ANALYTICAL RESULTS
KERRY CHEMICAL SITE

Location ID		MW-04I	MW-04S	MW-05D	MW-05I	MW-05S
Sample ID		MW-04I	MW-04S	MW-05D	MW-05I	MW-05S
Matrix		Groundwater	Groundwater	Groundwater	Groundwater	Groundwater
Depth Interval (ft)		-	-	-	-	-
Date Sampled		11/09/21	11/09/21	11/10/21	11/09/21	11/09/21
Parameter	Units					
Semivolatile Organic Compounds						
4-Chloroaniline	UG/L	5.0 U	5.6 U	5.0 U	5.0 U	6.0 U
4-Chlorophenyl-phenylether	UG/L	5.0 U	5.6 U	5.0 U	5.0 U	6.0 U
4-Methylphenol (p-cresol)	UG/L	10 UJ	11 U	10 U	10 U	12 U
4-Nitroaniline	UG/L	10 U	11 U	10 U	10 U	12 U
4-Nitrophenol	UG/L	10 UJ	11 U	10 U	10 U	12 U
Acenaphthene	UG/L	5.0 U	5.6 U	5.0 U	5.0 U	6.0 U
Acenaphthylene	UG/L	5.0 U	5.6 U	5.0 U	5.0 U	6.0 U
Acetophenone	UG/L	5.0 U	5.6 U	5.0 U	5.0 U	6.0 U
Anthracene	UG/L	5.0 U	5.6 U	5.0 U	5.0 U	6.0 U
Atrazine	UG/L	5.0 U	5.6 U	5.0 U	5.0 U	6.0 U
Benzaldehyde	UG/L	5.0 U	5.6 U	5.0 U	5.0 U	6.0 U
Benzo(a)anthracene	UG/L	5.0 U	5.6 U	5.0 U	5.0 U	6.0 U
Benzo(a)pyrene	UG/L	5.0 U	5.6 U	5.0 U	5.0 U	6.0 U
Benzo(b)fluoranthene	UG/L	5.0 U	5.6 U	5.0 U	5.0 U	6.0 U
Benzo(g,h,i)perylene	UG/L	5.0 U	5.6 U	5.0 U	5.0 U	6.0 U
Benzo(k)fluoranthene	UG/L	5.0 U	5.6 U	5.0 U	5.0 U	6.0 U
bis(2-Chloroethoxy)methane	UG/L	5.0 U	5.6 U	5.0 U	5.0 U	6.0 U
bis(2-Chloroethyl)ether	UG/L	5.0 U	5.6 U	5.0 U	5.0 U	6.0 U
bis(2-Ethylhexyl)phthalate	UG/L	5.0 U	5.6 U	5.0 U	5.0 U	6.0 U
Butylbenzylphthalate	UG/L	5.0 U	5.6 U	5.0 U	5.0 U	6.0 U
Caprolactam	UG/L	5.0 U	5.6 U	5.0 U	5.0 U	6.0 U
Carbazole	UG/L	5.0 U	5.6 U	5.0 U	5.0 U	6.0 U
Chrysene	UG/L	5.0 U	5.6 U	5.0 U	5.0 U	6.0 U

Flags assigned during chemistry validation are shown.

MADE By: AMK 1/27/22

Checked By: PRE 1/28/22

Detection Limits shown are PQL

TABLE 2
VALIDATED GROUNDWATER SAMPLE ANALYTICAL RESULTS
KERRY CHEMICAL SITE

Location ID		MW-04I	MW-04S	MW-05D	MW-05I	MW-05S
Sample ID		MW-04I	MW-04S	MW-05D	MW-05I	MW-05S
Matrix		Groundwater	Groundwater	Groundwater	Groundwater	Groundwater
Depth Interval (ft)		-	-	-	-	-
Date Sampled		11/09/21	11/09/21	11/10/21	11/09/21	11/09/21
Parameter	Units					
Semivolatile Organic Compounds						
Dibenz(a,h)anthracene	UG/L	5.0 U	5.6 U	5.0 U	5.0 U	6.0 U
Dibenzofuran	UG/L	10 U	11 U	10 U	10 U	12 U
Diethylphthalate	UG/L	5.0 U	5.6 U	5.0 U	5.0 U	6.0 U
Dimethylphthalate	UG/L	5.0 U	5.6 U	5.0 U	5.0 U	6.0 U
Di-n-butylphthalate	UG/L	5.0 U	5.6 U	5.0 U	5.0 U	6.0 U
Di-n-octylphthalate	UG/L	5.0 U	5.6 U	5.0 U	5.0 U	6.0 U
Fluoranthene	UG/L	5.0 U	5.6 U	5.0 U	5.0 U	6.0 U
Fluorene	UG/L	5.0 U	5.6 U	5.0 U	5.0 U	6.0 U
Hexachlorobenzene	UG/L	5.0 U	5.6 U	5.0 U	5.0 U	6.0 U
Hexachlorobutadiene	UG/L	5.0 U	5.6 U	5.0 U	5.0 U	6.0 U
Hexachlorocyclopentadiene	UG/L	5.0 U	5.6 U	5.0 U	5.0 U	6.0 U
Hexachloroethane	UG/L	5.0 U	5.6 U	5.0 U	5.0 U	6.0 U
Indeno(1,2,3-cd)pyrene	UG/L	5.0 U	5.6 U	5.0 U	5.0 U	6.0 U
Isophorone	UG/L	5.0 U	5.6 U	5.0 U	5.0 U	6.0 U
Naphthalene	UG/L	5.0 U	5.6 U	5.0 U	5.0 U	6.0 U
Nitrobenzene	UG/L	5.0 U	5.6 U	5.0 U	5.0 U	6.0 U
N-Nitroso-di-n-propylamine	UG/L	5.0 U	5.6 U	5.0 U	5.0 U	6.0 U
N-Nitrosodiphenylamine	UG/L	5.0 U	5.6 U	5.0 U	5.0 U	6.0 U
Pentachlorophenol	UG/L	10 UJ	11 U	10 U	10 U	12 U
Phenanthrene	UG/L	5.0 U	5.6 U	5.0 U	5.0 U	6.0 U
Phenol	UG/L	5.0 UJ	5.6 U	5.0 U	5.0 U	6.0 U
Pyrene	UG/L	5.0 U	5.6 U	5.0 U	5.0 U	6.0 U

Flags assigned during chemistry validation are shown.

MADE By: AMK 1/27/22

Checked By: PRF 1/28/22

Detection Limits shown are PQL

TABLE 2
VALIDATED GROUNDWATER SAMPLE ANALYTICAL RESULTS
KERRY CHEMICAL SITE

Location ID		MW-04I	MW-04S	MW-05D	MW-05I	MW-05S
Sample ID		MW-04I	MW-04S	MW-05D	MW-05I	MW-05S
Matrix		Groundwater	Groundwater	Groundwater	Groundwater	Groundwater
Depth Interval (ft)		-	-	-	-	-
Date Sampled		11/09/21	11/09/21	11/10/21	11/09/21	11/09/21
Parameter	Units					
Metals						
Aluminum	UG/L	220	130 J	1,200	200 U	200 U
Antimony	UG/L	20 U	20 U	20 U	20 U	20 U
Arsenic	UG/L	15 U	200	15 U	15 U	15 U
Barium	UG/L	480	810	150	49	390
Beryllium	UG/L	2.0 U	2.0 U	2.0 U	2.0 U	2.0 U
Cadmium	UG/L	2.0 U	2.0 U	2.0 U	2.0 U	0.73 J
Calcium	UG/L	24,800	12,700	23,400	26,000	20,200
Chromium	UG/L	2.2 J	4.0 U	4.6	1.9 J	4.0 U
Cobalt	UG/L	1.3 J	4.0 U	4.0 U	4.0 U	0.84 J
Copper	UG/L	3.4 J	10 U	2.4 J	10 U	10 U
Iron	UG/L	410	18,000	1,100	88	110
Lead	UG/L	10 U	10 U	10 U	10 U	10 U
Magnesium	UG/L	5,000	1,900	4,900	3,100	3,700
Manganese	UG/L	5,900	5,800	830	140	6,700
Mercury	UG/L	0.20 U	0.20 U	0.20 U	0.20 U	0.20 U
Nickel	UG/L	5.0 J	10 U	8.3 J	10 U	4.5 J
Potassium	UG/L	900	1,000	1,400	1,200	1,700
Selenium	UG/L	25 U	25 U	25 U	25 U	25 U
Silver	UG/L	6.0 U	6.0 U	6.0 U	6.0 U	6.0 U
Sodium	UG/L	3,400	10,100	8,900	3,900	1,400
Thallium	UG/L	20 U	20 U	20 U	20 U	20 U
Vanadium	UG/L	5.0 U	5.0 U	1.5 J	5.0 U	5.0 U
Zinc	UG/L	100	10 U	4.7 J	52	4.9 J

Flags assigned during chemistry validation are shown.

MADE By: AMK 1/27/22

Checked By: _PRE 1/28/22

Detection Limits shown are PQL

TABLE 2
VALIDATED GROUNDWATER SAMPLE ANALYTICAL RESULTS
KERRY CHEMICAL SITE

Location ID		MW-07I	MW-07S	MW-09S	MW-10D	MW-10I
Sample ID		MW-07I	MW-07S	MW-09S	MW-10D	MW-10I
Matrix		Groundwater	Groundwater	Groundwater	Groundwater	Groundwater
Depth Interval (ft)		-	-	-	-	-
Date Sampled		11/10/21	11/10/21	11/10/21	11/10/21	11/10/21
Parameter	Units					
Volatile Organic Compounds						
1,1,1-Trichloroethane	UG/L	1.0 U	1.0 U	1.0 U	1.0 U	1.0 U
1,1,2,2-Tetrachloroethane	UG/L	1.0 U	1.0 U	1.0 U	1.0 U	1.0 U
1,1,2-Trichloro-1,2,2-trifluoroethane	UG/L	1.0 U	1.0 U	1.0 U	1.0 U	1.0 U
1,1,2-Trichloroethane	UG/L	1.0 U	1.0 U	1.0 U	1.0 U	1.0 U
1,1-Dichloroethane	UG/L	1.0 U	1.0 U	1.0 U	1.0 U	1.0 U
1,1-Dichloroethene	UG/L	1.0 U	1.0 U	1.0 U	1.0 U	1.0 U
1,2,4-Trichlorobenzene	UG/L	1.0 U	1.0 U	1.0 U	1.0 U	1.0 U
1,2-Dibromo-3-chloropropane	UG/L	1.0 U	1.0 U	1.0 U	1.0 U	1.0 U
1,2-Dibromoethane (Ethylene dibromide)	UG/L	1.0 U	1.0 U	1.0 U	1.0 U	1.0 U
1,2-Dichlorobenzene	UG/L	1.0 U	1.0 U	1.0 U	1.0 U	1.0 U
1,2-Dichloroethane	UG/L	1.0 U	1.0 U	1.0 U	1.0 U	1.0 U
1,2-Dichloroethene (cis)	UG/L	1.0 U	1.0 U	1.0 U	1.0 U	1.0 U
1,2-Dichloroethene (trans)	UG/L	1.0 U	1.0 U	1.0 U	1.0 U	1.0 U
1,2-Dichloropropane	UG/L	1.0 U	1.0 U	1.0 U	1.0 U	1.0 U
1,3-Dichlorobenzene	UG/L	1.0 U	1.0 U	1.0 U	1.0 U	1.0 U
1,3-Dichloropropene (cis)	UG/L	1.0 U	1.0 U	1.0 U	1.0 U	1.0 U
1,3-Dichloropropene (trans)	UG/L	1.0 U	1.0 U	1.0 U	1.0 U	1.0 U
1,4-Dichlorobenzene	UG/L	1.0 U	1.0 U	1.0 U	1.0 U	1.0 U
2-Hexanone	UG/L	5.0 U	5.0 U	5.0 U	5.0 U	5.0 U
4-Methyl-2-pentanone	UG/L	5.0 U	5.0 U	5.0 U	5.0 U	5.0 U
Acetone	UG/L	10 U	10 U	10 U	10 U	10 U
Benzene	UG/L	1.0 U	1.0 U	1.0 U	1.0 U	1.0 U
Bromodichloromethane	UG/L	1.0 U	1.0 U	1.0 U	1.0 U	1.0 U

Flags assigned during chemistry validation are shown.

MADE By: AMK 1/27/22

Checked By: PRE 1/28/22

Detection Limits shown are PQL

TABLE 2
VALIDATED GROUNDWATER SAMPLE ANALYTICAL RESULTS
KERRY CHEMICAL SITE

Location ID		MW-07I	MW-07S	MW-09S	MW-10D	MW-10I
Sample ID		MW-07I	MW-07S	MW-09S	MW-10D	MW-10I
Matrix		Groundwater	Groundwater	Groundwater	Groundwater	Groundwater
Depth Interval (ft)		-	-	-	-	-
Date Sampled		11/10/21	11/10/21	11/10/21	11/10/21	11/10/21
Parameter	Units					
Volatile Organic Compounds						
Bromoform	UG/L	1.0 U	1.0 U	1.0 U	1.0 U	1.0 U
Bromomethane	UG/L	1.0 U	1.0 U	1.0 U	1.0 U	1.0 U
Carbon disulfide	UG/L	1.0 U	1.0 U	1.0 U	1.0 U	1.0 U
Carbon tetrachloride	UG/L	1.0 U	1.0 U	1.0 U	1.0 U	1.0 U
Chlorobenzene	UG/L	1.0 U	1.0 U	1.0 U	1.0 U	1.0 U
Chloroethane	UG/L	1.0 U	1.0 U	1.0 U	1.0 U	1.0 U
Chloroform	UG/L	1.0 U	1.0 U	1.0 U	1.0 U	1.0 U
Chloromethane	UG/L	1.0 U	1.0 U	1.0 U	1.0 U	1.0 U
Cyclohexane	UG/L	1.0 U	1.0 U	1.0 U	1.0 U	1.0 U
Dibromochloromethane	UG/L	1.0 U	1.0 U	1.0 U	1.0 U	1.0 U
Dichlorodifluoromethane	UG/L	1.0 U	1.0 U	1.0 U	1.0 U	1.0 U
Ethylbenzene	UG/L	1.0 U	1.0 U	1.0 U	1.0 U	1.0 U
Isopropylbenzene (Cumene)	UG/L	1.0 U	1.0 U	1.0 U	1.0 U	1.0 U
Methyl acetate	UG/L	2.5 U	2.5 U	2.5 U	2.5 U	2.5 U
Methyl ethyl ketone (2-Butanone)	UG/L	10 U	10 U	10 U	10 U	10 U
Methyl tert-butyl ether	UG/L	1.0 U	1.0 U	1.0 U	1.0 U	1.0 U
Methylcyclohexane	UG/L	1.0 U	1.0 U	1.0 U	1.0 U	1.0 U
Methylene chloride	UG/L	1.0 U	1.0 U	1.0 U	1.0 U	1.0 U
Styrene	UG/L	1.0 U	1.0 U	1.0 U	1.0 U	1.0 U
Tetrachloroethene	UG/L	1.0 U	1.0 U	1.0 U	1.0 U	1.0 U
Toluene	UG/L	1.0 U	1.0 U	1.0 U	1.0 U	1.0 U
Trichloroethene	UG/L	1.0 U	1.0 U	1.0 U	1.0 U	1.0 U
Trichlorofluoromethane	UG/L	1.0 U	1.0 U	1.0 U	1.0 U	1.0 U

Flags assigned during chemistry validation are shown.

MADE By: AMK 1/27/22

Checked By: PRF 1/28/22

Detection Limits shown are PQL

TABLE 2
VALIDATED GROUNDWATER SAMPLE ANALYTICAL RESULTS
KERRY CHEMICAL SITE

Location ID		MW-07I	MW-07S	MW-09S	MW-10D	MW-10I
Sample ID		MW-07I	MW-07S	MW-09S	MW-10D	MW-10I
Matrix		Groundwater	Groundwater	Groundwater	Groundwater	Groundwater
Depth Interval (ft)		-	-	-	-	-
Date Sampled		11/10/21	11/10/21	11/10/21	11/10/21	11/10/21
Parameter	Units					
Volatile Organic Compounds						
Vinyl chloride	UG/L	1.0 U	1.0 U	1.0 U	1.0 U	1.0 U
Xylene (total)	UG/L	2.0 U	2.0 U	2.0 U	2.0 U	2.0 U
Semivolatile Organic Compounds						
1,1-Biphenyl	UG/L	5.0 U	25 U	5.4 U	5.2 U	27 U
2,2-oxybis(1-Chloropropane)	UG/L	5.0 U	25 U	5.4 U	5.2 U	27 U
2,4,5-Trichlorophenol	UG/L	5.0 U	25 U	5.4 U	5.2 U	27 U
2,4,6-Trichlorophenol	UG/L	5.0 U	25 U	5.4 U	5.2 U	27 U
2,4-Dichlorophenol	UG/L	5.0 U	25 U	5.4 U	5.2 U	27 U
2,4-Dimethylphenol	UG/L	5.0 U	25 U	5.4 U	5.2 U	27 U
2,4-Dinitrophenol	UG/L	10 UJ	50 UJ	11 UJ	10 UJ	54 UJ
2,4-Dinitrotoluene	UG/L	5.0 U	25 U	5.4 U	5.2 U	27 U
2,6-Dinitrotoluene	UG/L	5.0 U	25 U	5.4 U	5.2 U	27 U
2-Chloronaphthalene	UG/L	5.0 U	25 U	5.4 U	5.2 U	27 U
2-Chlorophenol	UG/L	5.0 U	25 U	5.4 U	5.2 U	27 U
2-Methylnaphthalene	UG/L	5.0 U	25 U	5.4 U	5.2 U	27 U
2-Methylphenol (o-cresol)	UG/L	5.0 U	25 U	5.4 U	5.2 U	27 U
2-Nitroaniline	UG/L	10 U	50 U	11 U	10 U	54 U
2-Nitrophenol	UG/L	5.0 U	25 U	5.4 U	5.2 U	27 U
3,3-Dichlorobenzidine	UG/L	5.0 U	25 U	5.4 U	5.2 U	27 U
3-Nitroaniline	UG/L	10 U	50 U	11 U	10 U	54 U
4,6-Dinitro-2-methylphenol	UG/L	10 U	50 U	11 U	10 U	54 U
4-Bromophenyl-phenylether	UG/L	5.0 U	25 U	5.4 U	5.2 U	27 U
4-Chloro-3-methylphenol	UG/L	5.0 U	25 U	5.4 U	5.2 U	27 U

Flags assigned during chemistry validation are shown.

MADE By: AMK 1/27/22

Checked By: _PRE1/28/22

Detection Limits shown are PQL

TABLE 2
VALIDATED GROUNDWATER SAMPLE ANALYTICAL RESULTS
KERRY CHEMICAL SITE

Location ID		MW-07I	MW-07S	MW-09S	MW-10D	MW-10I
Sample ID		MW-07I	MW-07S	MW-09S	MW-10D	MW-10I
Matrix		Groundwater	Groundwater	Groundwater	Groundwater	Groundwater
Depth Interval (ft)		-	-	-	-	-
Date Sampled		11/10/21	11/10/21	11/10/21	11/10/21	11/10/21
Parameter	Units					
Semivolatile Organic Compounds						
4-Chloroaniline	UG/L	5.0 U	25 U	5.4 U	5.2 U	27 U
4-Chlorophenyl-phenylether	UG/L	5.0 U	25 U	5.4 U	5.2 U	27 U
4-Methylphenol (p-cresol)	UG/L	10 U	50 U	11 U	10 U	54 U
4-Nitroaniline	UG/L	10 U	50 U	11 U	10 U	54 U
4-Nitrophenol	UG/L	10 U	50 U	11 U	10 U	54 U
Acenaphthene	UG/L	5.0 U	25 U	5.4 U	5.2 U	27 U
Acenaphthylene	UG/L	5.0 U	25 U	5.4 U	5.2 U	27 U
Acetophenone	UG/L	5.0 U	25 U	5.4 U	5.2 U	27 U
Anthracene	UG/L	5.0 U	25 U	5.4 U	5.2 U	27 U
Atrazine	UG/L	5.0 U	25 U	5.4 U	5.2 U	27 U
Benzaldehyde	UG/L	5.0 U	25 U	5.4 U	5.2 U	27 U
Benzo(a)anthracene	UG/L	5.0 U	25 U	5.4 U	5.2 U	27 U
Benzo(a)pyrene	UG/L	5.0 U	25 U	5.4 U	5.2 U	27 U
Benzo(b)fluoranthene	UG/L	5.0 U	25 U	5.4 U	5.2 U	27 U
Benzo(g,h,i)perylene	UG/L	5.0 U	25 U	5.4 U	5.2 U	27 U
Benzo(k)fluoranthene	UG/L	5.0 U	25 U	5.4 U	5.2 U	27 U
bis(2-Chloroethoxy)methane	UG/L	5.0 U	25 U	5.4 U	5.2 U	27 U
bis(2-Chloroethyl)ether	UG/L	5.0 U	25 U	5.4 U	5.2 U	27 U
bis(2-Ethylhexyl)phthalate	UG/L	5.0 U	25 U	5.4 U	5.2 U	27 U
Butylbenzylphthalate	UG/L	5.0 U	25 U	5.4 U	5.2 U	27 U
Caprolactam	UG/L	5.0 U	25 U	5.4 U	5.2 U	27 U
Carbazole	UG/L	5.0 U	25 U	5.4 U	5.2 U	27 U
Chrysene	UG/L	5.0 U	25 U	5.4 U	5.2 U	27 U

Flags assigned during chemistry validation are shown.

MADE By: AMK 1/27/22
 Checked By: PRF 1/28/22

Detection Limits shown are PQL

TABLE 2
VALIDATED GROUNDWATER SAMPLE ANALYTICAL RESULTS
KERRY CHEMICAL SITE

Location ID		MW-07I	MW-07S	MW-09S	MW-10D	MW-10I
Sample ID		MW-07I	MW-07S	MW-09S	MW-10D	MW-10I
Matrix		Groundwater	Groundwater	Groundwater	Groundwater	Groundwater
Depth Interval (ft)		-	-	-	-	-
Date Sampled		11/10/21	11/10/21	11/10/21	11/10/21	11/10/21
Parameter	Units					
Semivolatile Organic Compounds						
Dibenz(a,h)anthracene	UG/L	5.0 U	25 U	5.4 U	5.2 U	27 U
Dibenzofuran	UG/L	10 U	50 U	11 U	10 U	54 U
Diethylphthalate	UG/L	5.0 U	25 U	5.4 U	5.2 U	27 U
Dimethylphthalate	UG/L	5.0 U	25 U	5.4 U	5.2 U	27 U
Di-n-butylphthalate	UG/L	5.0 U	25 U	5.4 U	5.2 U	27 U
Di-n-octylphthalate	UG/L	5.0 U	25 U	5.4 U	5.2 U	27 U
Fluoranthene	UG/L	5.0 U	25 U	5.4 U	5.2 U	27 U
Fluorene	UG/L	5.0 U	25 U	5.4 U	5.2 U	27 U
Hexachlorobenzene	UG/L	5.0 U	25 U	5.4 U	5.2 U	27 U
Hexachlorobutadiene	UG/L	5.0 U	25 U	5.4 U	5.2 U	27 U
Hexachlorocyclopentadiene	UG/L	5.0 UJ	25 UJ	5.4 UJ	5.2 UJ	27 UJ
Hexachloroethane	UG/L	5.0 U	25 U	5.4 U	5.2 U	27 U
Indeno(1,2,3-cd)pyrene	UG/L	5.0 U	25 U	5.4 U	5.2 U	27 U
Isophorone	UG/L	5.0 U	25 U	5.4 U	5.2 U	27 U
Naphthalene	UG/L	5.0 U	25 U	5.4 U	5.2 U	27 U
Nitrobenzene	UG/L	5.0 U	25 U	5.4 U	5.2 U	27 U
N-Nitroso-di-n-propylamine	UG/L	5.0 U	25 U	5.4 U	5.2 U	27 U
N-Nitrosodiphenylamine	UG/L	5.0 U	25 U	5.4 U	5.2 U	27 U
Pentachlorophenol	UG/L	10 UJ	50 UJ	11 UJ	10 UJ	54 UJ
Phenanthrene	UG/L	5.0 U	25 U	5.4 U	5.2 U	27 U
Phenol	UG/L	5.0 U	25 U	5.4 U	5.2 U	27 U
Pyrene	UG/L	5.0 U	25 U	5.4 U	5.2 U	27 U

Flags assigned during chemistry validation are shown.

MADE By: AMK 1/27/22

Checked By: PRF 1/28/22

Detection Limits shown are PQL

TABLE 2
VALIDATED GROUNDWATER SAMPLE ANALYTICAL RESULTS
KERRY CHEMICAL SITE

Location ID		MW-07I	MW-07S	MW-09S	MW-10D	MW-10I
Sample ID		MW-07I	MW-07S	MW-09S	MW-10D	MW-10I
Matrix		Groundwater	Groundwater	Groundwater	Groundwater	Groundwater
Depth Interval (ft)		-	-	-	-	-
Date Sampled		11/10/21	11/10/21	11/10/21	11/10/21	11/10/21
Parameter	Units					
Metals						
Aluminum	UG/L	690	270	270	160 J	790
Antimony	UG/L	20 U	20 U	20 U	20 U	20 U
Arsenic	UG/L	15 U	15 U	15 U	15 U	15 U
Barium	UG/L	110	120	58	54	60
Beryllium	UG/L	2.0 U	2.0 U	2.0 U	2.0 U	2.0 U
Cadmium	UG/L	2.0 U	2.0 U	2.0 U	2.0 U	2.0 U
Calcium	UG/L	26,700	22,500	14,300	23,100	24,900
Chromium	UG/L	6.9	1.1 J	1.2 J	3.7 J	1.8 J
Cobalt	UG/L	0.80 J	4.0 U	4.0 U	4.0 U	4.0 U
Copper	UG/L	6.0 J	10 U	10 U	10 U	10 U
Iron	UG/L	860	1,500	2,200	280	750
Lead	UG/L	10 U	10 U	10 U	10 U	10 U
Magnesium	UG/L	3,500	2,700	1,300	3,000	3,400
Manganese	UG/L	1,300	180	220	210	230
Mercury	UG/L	0.20 U	0.20 U	0.20 U	0.20 U	0.20 U
Nickel	UG/L	12	10 U	10 U	4.3 J	1.6 J
Potassium	UG/L	1,500	1,700	670	890	1,100
Selenium	UG/L	25 U	25 U	25 U	25 U	25 U
Silver	UG/L	6.0 U	6.0 U	6.0 U	6.0 U	6.0 U
Sodium	UG/L	7,400	1,000	1,100	5,000	6,600
Thallium	UG/L	20 U	20 U	20 U	20 U	20 U
Vanadium	UG/L	5.0 U	5.0 U	5.0 U	5.0 U	5.0 U
Zinc	UG/L	110	10 U	22	1.8 J	16

Flags assigned during chemistry validation are shown.

MADE By: AMK 1/27/22

Checked By: PRF 1/28/22

Detection Limits shown are PQL

TABLE 2
VALIDATED GROUNDWATER SAMPLE ANALYTICAL RESULTS
KERRY CHEMICAL SITE

Location ID		MW-10S	MW-B1D	MW-B1S	MW-B3D	MW-B3S
Sample ID		MW-10S	MW-B1D	MW-B1S	MW-B3D	FD-110921
Matrix		Groundwater	Groundwater	Groundwater	Groundwater	Groundwater
Depth Interval (ft)		-	-	-	-	-
Date Sampled		11/10/21	11/10/21	11/10/21	11/09/21	11/09/21
Parameter	Units					Field Duplicate (1-1)
Volatile Organic Compounds						
1,1,1-Trichloroethane	UG/L	4.0 U	1.0 U	1.0 U	1.0 U	1.0 U
1,1,2,2-Tetrachloroethane	UG/L	4.0 U	1.0 U	1.0 U	1.0 U	1.0 U
1,1,2-Trichloro-1,2,2-trifluoroethane	UG/L	4.0 U	1.0 U	1.0 U	1.0 U	1.0 U
1,1,2-Trichloroethane	UG/L	4.0 U	1.0 U	1.0 U	1.0 U	1.0 U
1,1-Dichloroethane	UG/L	4.0 U	1.0 U	1.0 U	1.0 U	1.0 U
1,1-Dichloroethene	UG/L	4.0 U	1.0 U	1.0 U	1.0 U	1.0 U
1,2,4-Trichlorobenzene	UG/L	4.0 U	1.0 U	1.0 U	1.0 U	1.0 U
1,2-Dibromo-3-chloropropane	UG/L	4.0 U	1.0 U	1.0 U	1.0 U	1.0 U
1,2-Dibromoethane (Ethylene dibromide)	UG/L	4.0 U	1.0 U	1.0 U	1.0 U	1.0 U
1,2-Dichlorobenzene	UG/L	4.0 U	1.0 U	1.0 U	1.0 U	1.0 U
1,2-Dichloroethane	UG/L	4.0 U	1.0 U	1.0 U	1.0 U	1.0 U
1,2-Dichloroethene (cis)	UG/L	4.0 U	1.0 U	1.0 U	1.0 U	1.0 U
1,2-Dichloroethene (trans)	UG/L	4.0 U	1.0 U	1.0 U	1.0 U	1.0 U
1,2-Dichloropropane	UG/L	4.0 U	1.0 U	1.0 U	1.0 U	1.0 U
1,3-Dichlorobenzene	UG/L	4.0 U	1.0 U	1.0 U	1.0 U	1.0 U
1,3-Dichloropropene (cis)	UG/L	4.0 U	1.0 U	1.0 U	1.0 U	1.0 U
1,3-Dichloropropene (trans)	UG/L	4.0 U	1.0 U	1.0 U	1.0 U	1.0 U
1,4-Dichlorobenzene	UG/L	4.0 U	1.0 U	1.0 U	1.0 U	1.0 U
2-Hexanone	UG/L	20 U	5.0 U	5.0 U	5.0 U	5.0 U
4-Methyl-2-pentanone	UG/L	20 U	5.0 U	5.0 U	5.0 U	5.0 U
Acetone	UG/L	40 U	10 U	10 U	10 U	10 U
Benzene	UG/L	4.0 U	1.0 U	1.0 U	1.0 U	1.0 U
Bromodichloromethane	UG/L	4.0 U	1.0 U	1.0 U	1.0 U	1.0 U

Flags assigned during chemistry validation are shown.

MADE By: AMK 1/27/22

Checked By: PRF 1/28/22

Detection Limits shown are PQL

TABLE 2
VALIDATED GROUNDWATER SAMPLE ANALYTICAL RESULTS
KERRY CHEMICAL SITE

Location ID		MW-10S	MW-B1D	MW-B1S	MW-B3D	MW-B3S
Sample ID		MW-10S	MW-B1D	MW-B1S	MW-B3D	FD-110921
Matrix		Groundwater	Groundwater	Groundwater	Groundwater	Groundwater
Depth Interval (ft)		-	-	-	-	-
Date Sampled		11/10/21	11/10/21	11/10/21	11/09/21	11/09/21
Parameter	Units					Field Duplicate (1-1)
Volatile Organic Compounds						
Bromoform	UG/L	4.0 U	1.0 U	1.0 U	1.0 U	1.0 U
Bromomethane	UG/L	4.0 U	1.0 U	1.0 U	1.0 U	1.0 U
Carbon disulfide	UG/L	4.0 U	1.0 U	1.0 U	1.0 U	1.0 U
Carbon tetrachloride	UG/L	4.0 U	1.0 U	1.0 U	1.0 U	1.0 U
Chlorobenzene	UG/L	4.0 U	1.0 U	1.0 U	1.0 U	1.0 U
Chloroethane	UG/L	4.0 U	1.0 U	1.0 U	1.0 U	1.0 U
Chloroform	UG/L	4.0 U	1.0 U	1.0 U	1.0 U	1.0 U
Chloromethane	UG/L	4.0 U	1.0 U	1.0 U	1.0 U	1.0 U
Cyclohexane	UG/L	4.0 U	1.0 U	1.0 U	1.0 U	1.0 U
Dibromochloromethane	UG/L	4.0 U	1.0 U	1.0 U	1.0 U	1.0 U
Dichlorodifluoromethane	UG/L	4.0 U	1.0 U	1.0 U	1.0 U	1.0 U
Ethylbenzene	UG/L	4.0 U	1.0 U	1.0 U	1.0 U	1.0 U
Isopropylbenzene (Cumene)	UG/L	4.0 U	1.0 U	1.0 U	1.0 U	1.0 U
Methyl acetate	UG/L	10 U	2.5 U	2.5 U	2.5 U	2.5 U
Methyl ethyl ketone (2-Butanone)	UG/L	40 U	10 U	10 U	10 U	10 U
Methyl tert-butyl ether	UG/L	4.0 U	1.0 U	1.0 U	1.0 U	1.0 U
Methylcyclohexane	UG/L	4.0 U	1.0 U	1.0 U	1.0 U	1.0 U
Methylene chloride	UG/L	4.0 U	1.0 U	1.0 U	1.0 U	1.0 U
Styrene	UG/L	4.0 U	1.0 U	1.0 U	1.0 U	1.0 U
Tetrachloroethene	UG/L	4.0 U	1.0 U	1.0 U	1.0 U	1.0 U
Toluene	UG/L	4.0 U	1.0 U	1.0 U	1.0 U	1.0 U
Trichloroethene	UG/L	4.0 U	1.0 U	1.0 U	1.0 U	1.0 U
Trichlorofluoromethane	UG/L	4.0 U	1.0 U	1.0 U	1.0 U	1.0 U

Flags assigned during chemistry validation are shown.

MADE By: AMK 1/27/22

Checked By: PRE 1/28/22

Detection Limits shown are PQL

TABLE 2
VALIDATED GROUNDWATER SAMPLE ANALYTICAL RESULTS
KERRY CHEMICAL SITE

Location ID		MW-10S	MW-B1D	MW-B1S	MW-B3D	MW-B3S
Sample ID		MW-10S	MW-B1D	MW-B1S	MW-B3D	FD-110921
Matrix		Groundwater	Groundwater	Groundwater	Groundwater	Groundwater
Depth Interval (ft)		-	-	-	-	-
Date Sampled		11/10/21	11/10/21	11/10/21	11/09/21	11/09/21
Parameter	Units					Field Duplicate (1-1)
Volatile Organic Compounds						
Vinyl chloride	UG/L	4.0 U	1.0 U	1.0 U	1.0 U	1.0 U
Xylene (total)	UG/L	8.0 U	2.0 U	2.0 U	2.0 U	2.0 U
Semivolatile Organic Compounds						
1,1-Biphenyl	UG/L	5.0 U	5.0 U	5.6 U	5.0 U	5.0 U
2,2-oxybis(1-Chloropropane)	UG/L	5.0 U	5.0 U	5.6 U	5.0 U	5.0 U
2,4,5-Trichlorophenol	UG/L	5.0 U	5.0 U	5.6 U	5.0 UJ	5.0 U
2,4,6-Trichlorophenol	UG/L	5.0 U	5.0 U	5.6 U	5.0 UJ	5.0 U
2,4-Dichlorophenol	UG/L	5.0 U	5.0 U	5.6 U	5.0 UJ	5.0 U
2,4-Dimethylphenol	UG/L	3.1 J	5.0 U	5.6 U	5.0 UJ	5.0 U
2,4-Dinitrophenol	UG/L	10 UJ	10 UJ	11 UJ	10 UJ	10 U
2,4-Dinitrotoluene	UG/L	5.0 U	5.0 U	5.6 U	5.0 U	5.0 U
2,6-Dinitrotoluene	UG/L	5.0 U	5.0 U	5.6 U	5.0 U	5.0 U
2-Chloronaphthalene	UG/L	5.0 U	5.0 U	5.6 U	5.0 U	5.0 U
2-Chlorophenol	UG/L	5.0 U	5.0 U	5.6 U	5.0 UJ	5.0 U
2-Methylnaphthalene	UG/L	5.0 U	5.0 U	5.6 U	5.0 U	5.0 U
2-Methylphenol (o-cresol)	UG/L	1.3 J	5.0 U	5.6 U	5.0 UJ	5.0 U
2-Nitroaniline	UG/L	10 U	10 U	11 U	10 U	10 U
2-Nitrophenol	UG/L	5.0 U	5.0 U	5.6 U	5.0 UJ	5.0 U
3,3-Dichlorobenzidine	UG/L	5.0 U	5.0 U	5.6 U	5.0 U	5.0 U
3-Nitroaniline	UG/L	10 U	10 U	11 U	10 U	10 U
4,6-Dinitro-2-methylphenol	UG/L	10 U	10 U	11 U	10 UJ	10 U
4-Bromophenyl-phenylether	UG/L	5.0 U	5.0 U	5.6 U	5.0 U	5.0 U
4-Chloro-3-methylphenol	UG/L	5.0 U	5.0 U	5.6 U	5.0 UJ	5.0 U

Flags assigned during chemistry validation are shown.

MADE By: AMK 1/27/22

Checked By: PRF 1/28/22

Detection Limits shown are PQL

TABLE 2
VALIDATED GROUNDWATER SAMPLE ANALYTICAL RESULTS
KERRY CHEMICAL SITE

Location ID		MW-10S	MW-B1D	MW-B1S	MW-B3D	MW-B3S
Sample ID		MW-10S	MW-B1D	MW-B1S	MW-B3D	FD-110921
Matrix		Groundwater	Groundwater	Groundwater	Groundwater	Groundwater
Depth Interval (ft)		-	-	-	-	-
Date Sampled		11/10/21	11/10/21	11/10/21	11/09/21	11/09/21
Parameter	Units					Field Duplicate (1-1)
Semivolatile Organic Compounds						
4-Chloroaniline	UG/L	5.0 U	5.0 U	5.6 U	5.0 U	5.0 U
4-Chlorophenyl-phenylether	UG/L	5.0 U	5.0 U	5.6 U	5.0 U	5.0 U
4-Methylphenol (p-cresol)	UG/L	10 U	10 U	11 U	10 UJ	10 U
4-Nitroaniline	UG/L	10 U	10 U	11 U	10 U	10 U
4-Nitrophenol	UG/L	10 U	10 U	11 U	10 UJ	10 U
Acenaphthene	UG/L	5.0 U	5.0 U	5.6 U	5.0 U	5.0 U
Acenaphthylene	UG/L	5.0 U	5.0 U	5.6 U	5.0 U	5.0 U
Acetophenone	UG/L	5.0 U	5.0 U	5.6 U	5.0 U	5.0 U
Anthracene	UG/L	5.0 U	5.0 U	5.6 U	5.0 U	5.0 U
Atrazine	UG/L	5.0 U	5.0 U	5.6 U	5.0 U	5.0 U
Benzaldehyde	UG/L	5.0 U	5.0 U	5.6 U	5.0 U	5.0 U
Benzo(a)anthracene	UG/L	5.0 U	5.0 U	5.6 U	5.0 U	5.0 U
Benzo(a)pyrene	UG/L	5.0 U	5.0 U	5.6 U	5.0 U	5.0 U
Benzo(b)fluoranthene	UG/L	5.0 U	5.0 U	5.6 U	5.0 U	5.0 U
Benzo(g,h,i)perylene	UG/L	5.0 U	5.0 U	5.6 U	5.0 U	5.0 U
Benzo(k)fluoranthene	UG/L	5.0 U	5.0 U	5.6 U	5.0 U	5.0 U
bis(2-Chloroethoxy)methane	UG/L	5.0 U	5.0 U	5.6 U	5.0 U	5.0 U
bis(2-Chloroethyl)ether	UG/L	5.0 U	5.0 U	5.6 U	5.0 U	5.0 U
bis(2-Ethylhexyl)phthalate	UG/L	5.0 U	5.0 U	5.6 U	5.0 U	5.0 U
Butylbenzylphthalate	UG/L	5.0 U	5.0 U	5.6 U	5.0 U	5.0 U
Caprolactam	UG/L	5.0 U	5.0 U	5.6 U	5.0 U	5.0 U
Carbazole	UG/L	5.0 U	5.0 U	5.6 U	5.0 U	5.0 U
Chrysene	UG/L	5.0 U	5.0 U	5.6 U	5.0 U	5.0 U

Flags assigned during chemistry validation are shown.

MADE By: AMK 1/27/22

Checked By: _PRE 1/28/22

Detection Limits shown are PQL

TABLE 2
VALIDATED GROUNDWATER SAMPLE ANALYTICAL RESULTS
KERRY CHEMICAL SITE

Location ID		MW-10S	MW-B1D	MW-B1S	MW-B3D	MW-B3S
Sample ID		MW-10S	MW-B1D	MW-B1S	MW-B3D	FD-110921
Matrix		Groundwater	Groundwater	Groundwater	Groundwater	Groundwater
Depth Interval (ft)		-	-	-	-	-
Date Sampled		11/10/21	11/10/21	11/10/21	11/09/21	11/09/21
Parameter	Units					Field Duplicate (1-1)
Semivolatile Organic Compounds						
Dibenz(a,h)anthracene	UG/L	5.0 U	5.0 U	5.6 U	5.0 U	5.0 U
Dibenzofuran	UG/L	10 U	10 U	11 U	10 U	10 U
Diethylphthalate	UG/L	5.0 U	5.0 U	5.6 U	5.0 U	5.0 U
Dimethylphthalate	UG/L	5.0 U	5.0 U	5.6 U	5.0 U	5.0 U
Di-n-butylphthalate	UG/L	5.0 U	5.0 U	5.6 U	5.0 U	5.0 U
Di-n-octylphthalate	UG/L	5.0 U	5.0 U	5.6 U	5.0 U	5.0 U
Fluoranthene	UG/L	5.0 U	5.0 U	5.6 U	5.0 U	5.0 U
Fluorene	UG/L	5.0 U	5.0 U	5.6 U	5.0 U	5.0 U
Hexachlorobenzene	UG/L	5.0 U	5.0 U	5.6 U	5.0 U	5.0 U
Hexachlorobutadiene	UG/L	5.0 U	5.0 U	5.6 U	5.0 U	5.0 U
Hexachlorocyclopentadiene	UG/L	5.0 UJ	5.0 UJ	5.6 UJ	5.0 U	5.0 U
Hexachloroethane	UG/L	5.0 U	5.0 U	5.6 U	5.0 U	5.0 U
Indeno(1,2,3-cd)pyrene	UG/L	5.0 U	5.0 U	5.6 U	5.0 U	5.0 U
Isophorone	UG/L	5.0 U	5.0 U	5.6 U	5.0 U	5.0 U
Naphthalene	UG/L	5.0 U	5.0 U	5.6 U	5.0 U	5.0 U
Nitrobenzene	UG/L	5.0 U	5.0 U	5.6 U	5.0 U	5.0 U
N-Nitroso-di-n-propylamine	UG/L	5.0 U	5.0 U	5.6 U	5.0 U	5.0 U
N-Nitrosodiphenylamine	UG/L	5.0 U	5.0 U	5.6 U	5.0 U	5.0 U
Pentachlorophenol	UG/L	10 UJ	10 UJ	11 UJ	10 UJ	10 U
Phenanthrene	UG/L	5.0 U	5.0 U	5.6 U	5.0 U	5.0 U
Phenol	UG/L	5.0 U	5.0 U	5.6 U	5.0 UJ	5.0 U
Pyrene	UG/L	5.0 U	5.0 U	5.6 U	5.0 U	5.0 U

Flags assigned during chemistry validation are shown.

MADE By: AMK 1/27/22

Checked By: _____

Detection Limits shown are PQL

TABLE 2
VALIDATED GROUNDWATER SAMPLE ANALYTICAL RESULTS
KERRY CHEMICAL SITE

Location ID		MW-10S	MW-B1D	MW-B1S	MW-B3D	MW-B3S
Sample ID		MW-10S	MW-B1D	MW-B1S	MW-B3D	FD-110921
Matrix		Groundwater	Groundwater	Groundwater	Groundwater	Groundwater
Depth Interval (ft)		-	-	-	-	-
Date Sampled		11/10/21	11/10/21	11/10/21	11/09/21	11/09/21
Parameter	Units					Field Duplicate (1-1)
Metals						
Aluminum	UG/L	590	500	10,600	240	70 J
Antimony	UG/L	20 U	20 U	20 U	20 U	20 U
Arsenic	UG/L	15 U	15 U	15 U	15 U	15 U
Barium	UG/L	110	44	180	200	400
Beryllium	UG/L	2.0 U	2.0 U	0.37 J	2.0 U	2.0 U
Cadmium	UG/L	2.0 U	2.0 U	2.0	2.0 U	2.0 U
Calcium	UG/L	23,900	16,800	12,700	25,600	24,300
Chromium	UG/L	1.1 J	2.6 J	14	4.0 U	4.0 U
Cobalt	UG/L	4.0 U	4.0 U	5.2	13	4.0 U
Copper	UG/L	67	10 U	18	10 U	10 U
Iron	UG/L	4,700	460	16,600	320	67
Lead	UG/L	12	10 U	19	10 U	10 U
Magnesium	UG/L	2,400	1,900	2,600	3,000	5,300
Manganese	UG/L	560	18	630	6,000	4,300
Mercury	UG/L	0.20 U	0.20 U	0.20 U	0.20 U	0.20 U
Nickel	UG/L	10 U	10 U	11	6.1 J	10 U
Potassium	UG/L	1,800	1,300	3,500	900	750
Selenium	UG/L	25 U	25 U	25 U	25 U	25 U
Silver	UG/L	6.0 U	6.0 U	6.0 U	6.0 U	6.0 U
Sodium	UG/L	2,000	3,000	1,100	2,800	2,000
Thallium	UG/L	20 U	20 U	20 U	20 U	20 U
Vanadium	UG/L	2.0 J	2.1 J	14	5.0 U	5.0 U
Zinc	UG/L	15	2.2 J	130	12	14

Flags assigned during chemistry validation are shown.

MADE By: AMK 1/27/22

Checked By: PRF 1/28/22

Detection Limits shown are PQL

TABLE 2
VALIDATED GROUNDWATER SAMPLE ANALYTICAL RESULTS
KERRY CHEMICAL SITE

Location ID		MW-B3S
Sample ID		MW-B3S
Matrix		Groundwater
Depth Interval (ft)		-
Date Sampled		11/09/21
Parameter	Units	
Volatile Organic Compounds		
1,1,1-Trichloroethane	UG/L	1.0 U
1,1,2,2-Tetrachloroethane	UG/L	1.0 U
1,1,2-Trichloro-1,2,2-trifluoroethane	UG/L	1.0 U
1,1,2-Trichloroethane	UG/L	1.0 U
1,1-Dichloroethane	UG/L	1.0 U
1,1-Dichloroethene	UG/L	1.0 U
1,2,4-Trichlorobenzene	UG/L	1.0 U
1,2-Dibromo-3-chloropropane	UG/L	1.0 U
1,2-Dibromoethane (Ethylene dibromide)	UG/L	1.0 U
1,2-Dichlorobenzene	UG/L	1.0 U
1,2-Dichloroethane	UG/L	1.0 U
1,2-Dichloroethene (cis)	UG/L	1.0 U
1,2-Dichloroethene (trans)	UG/L	1.0 U
1,2-Dichloropropane	UG/L	1.0 U
1,3-Dichlorobenzene	UG/L	1.0 U
1,3-Dichloropropene (cis)	UG/L	1.0 U
1,3-Dichloropropene (trans)	UG/L	1.0 U
1,4-Dichlorobenzene	UG/L	1.0 U
2-Hexanone	UG/L	5.0 U
4-Methyl-2-pentanone	UG/L	5.0 U
Acetone	UG/L	10 U
Benzene	UG/L	1.0 U
Bromodichloromethane	UG/L	1.0 U

Flags assigned during chemistry validation are shown.

MADE By: AMK 1/27/22

Checked By: PRF 1/28/22

Detection Limits shown are PQL

TABLE 2
VALIDATED GROUNDWATER SAMPLE ANALYTICAL RESULTS
KERRY CHEMICAL SITE

Location ID		MW-B3S
Sample ID		MW-B3S
Matrix		Groundwater
Depth Interval (ft)		-
Date Sampled		11/09/21
Parameter	Units	
Volatile Organic Compounds		
Bromoform	UG/L	1.0 U
Bromomethane	UG/L	1.0 U
Carbon disulfide	UG/L	1.0 U
Carbon tetrachloride	UG/L	1.0 U
Chlorobenzene	UG/L	1.0 U
Chloroethane	UG/L	1.0 U
Chloroform	UG/L	1.0 U
Chloromethane	UG/L	1.0 U
Cyclohexane	UG/L	1.0 U
Dibromochloromethane	UG/L	1.0 U
Dichlorodifluoromethane	UG/L	1.0 U
Ethylbenzene	UG/L	1.0 U
Isopropylbenzene (Cumene)	UG/L	1.0 U
Methyl acetate	UG/L	2.5 U
Methyl ethyl ketone (2-Butanone)	UG/L	10 U
Methyl tert-butyl ether	UG/L	1.0 U
Methylcyclohexane	UG/L	1.0 U
Methylene chloride	UG/L	1.0 U
Styrene	UG/L	1.0 U
Tetrachloroethene	UG/L	1.0 U
Toluene	UG/L	1.0 U
Trichloroethene	UG/L	1.0 U
Trichlorofluoromethane	UG/L	1.0 U

Flags assigned during chemistry validation are shown.

MADE By: AMK 1/27/22

Checked By: PRF 1/28/22

Detection Limits shown are PQL

TABLE 2
VALIDATED GROUNDWATER SAMPLE ANALYTICAL RESULTS
KERRY CHEMICAL SITE

Location ID		MW-B3S
Sample ID		MW-B3S
Matrix		Groundwater
Depth Interval (ft)		-
Date Sampled		11/09/21
Parameter	Units	
Volatile Organic Compounds		
Vinyl chloride	UG/L	1.0 U
Xylene (total)	UG/L	2.0 U
Semivolatile Organic Compounds		
1,1-Biphenyl	UG/L	5.7 U
2,2-oxybis(1-Chloropropane)	UG/L	5.7 U
2,4,5-Trichlorophenol	UG/L	5.7 U
2,4,6-Trichlorophenol	UG/L	5.7 U
2,4-Dichlorophenol	UG/L	5.7 U
2,4-Dimethylphenol	UG/L	5.7 U
2,4-Dinitrophenol	UG/L	11 U
2,4-Dinitrotoluene	UG/L	5.7 U
2,6-Dinitrotoluene	UG/L	5.7 U
2-Chloronaphthalene	UG/L	5.7 U
2-Chlorophenol	UG/L	5.7 U
2-Methylnaphthalene	UG/L	5.7 U
2-Methylphenol (o-cresol)	UG/L	5.7 U
2-Nitroaniline	UG/L	11 U
2-Nitrophenol	UG/L	5.7 U
3,3-Dichlorobenzidine	UG/L	5.7 U
3-Nitroaniline	UG/L	11 U
4,6-Dinitro-2-methylphenol	UG/L	11 U
4-Bromophenyl-phenylether	UG/L	5.7 U
4-Chloro-3-methylphenol	UG/L	5.7 U

Flags assigned during chemistry validation are shown.

MADE By: AMK 1/27/22

Checked By: PRF 1/28/22

Detection Limits shown are PQL

TABLE 2
VALIDATED GROUNDWATER SAMPLE ANALYTICAL RESULTS
KERRY CHEMICAL SITE

Location ID		MW-B3S
Sample ID		MW-B3S
Matrix		Groundwater
Depth Interval (ft)		-
Date Sampled		11/09/21
Parameter	Units	
Semivolatile Organic Compounds		
4-Chloroaniline	UG/L	5.7 U
4-Chlorophenyl-phenylether	UG/L	5.7 U
4-Methylphenol (p-cresol)	UG/L	11 U
4-Nitroaniline	UG/L	11 U
4-Nitrophenol	UG/L	11 U
Acenaphthene	UG/L	5.7 U
Acenaphthylene	UG/L	5.7 U
Acetophenone	UG/L	5.7 U
Anthracene	UG/L	5.7 U
Atrazine	UG/L	5.7 U
Benzaldehyde	UG/L	5.7 U
Benzo(a)anthracene	UG/L	5.7 U
Benzo(a)pyrene	UG/L	5.7 U
Benzo(b)fluoranthene	UG/L	5.7 U
Benzo(g,h,i)perylene	UG/L	5.7 U
Benzo(k)fluoranthene	UG/L	5.7 U
bis(2-Chloroethoxy)methane	UG/L	5.7 U
bis(2-Chloroethyl)ether	UG/L	5.7 U
bis(2-Ethylhexyl)phthalate	UG/L	5.7 U
Butylbenzylphthalate	UG/L	5.7 U
Caprolactam	UG/L	5.7 U
Carbazole	UG/L	5.7 U
Chrysene	UG/L	5.7 U

Flags assigned during chemistry validation are shown.

MADE By: AMK 1/27/22

Checked By: PRF 1/28/22

Detection Limits shown are PQL

TABLE 2
VALIDATED GROUNDWATER SAMPLE ANALYTICAL RESULTS
KERRY CHEMICAL SITE

Location ID		MW-B3S
Sample ID		MW-B3S
Matrix		Groundwater
Depth Interval (ft)		-
Date Sampled		11/09/21
Parameter	Units	
Semivolatile Organic Compounds		
Dibenz(a,h)anthracene	UG/L	5.7 U
Dibenzofuran	UG/L	11 U
Diethylphthalate	UG/L	5.7 U
Dimethylphthalate	UG/L	5.7 U
Di-n-butylphthalate	UG/L	5.7 U
Di-n-octylphthalate	UG/L	5.7 U
Fluoranthene	UG/L	5.7 U
Fluorene	UG/L	5.7 U
Hexachlorobenzene	UG/L	5.7 U
Hexachlorobutadiene	UG/L	5.7 U
Hexachlorocyclopentadiene	UG/L	5.7 U
Hexachloroethane	UG/L	5.7 U
Indeno(1,2,3-cd)pyrene	UG/L	5.7 U
Isophorone	UG/L	5.7 U
Naphthalene	UG/L	5.7 U
Nitrobenzene	UG/L	5.7 U
N-Nitroso-di-n-propylamine	UG/L	5.7 U
N-Nitrosodiphenylamine	UG/L	5.7 U
Pentachlorophenol	UG/L	11 U
Phenanthrene	UG/L	5.7 U
Phenol	UG/L	5.7 U
Pyrene	UG/L	5.7 U

Flags assigned during chemistry validation are shown.

MADE By: AMK 1/27/22

Checked By: PRF 1/28/22

Detection Limits shown are PQL

TABLE 2
VALIDATED GROUNDWATER SAMPLE ANALYTICAL RESULTS
KERRY CHEMICAL SITE

Location ID		MW-B3S
Sample ID		MW-B3S
Matrix		Groundwater
Depth Interval (ft)		-
Date Sampled		11/09/21
Parameter	Units	
Metals		
Aluminum	UG/L	66 J
Antimony	UG/L	20 U
Arsenic	UG/L	15 U
Barium	UG/L	360
Beryllium	UG/L	2.0 U
Cadmium	UG/L	2.0 U
Calcium	UG/L	24,300
Chromium	UG/L	4.0 U
Cobalt	UG/L	4.0 U
Copper	UG/L	10 U
Iron	UG/L	66
Lead	UG/L	10 U
Magnesium	UG/L	5,300
Manganese	UG/L	3,800
Mercury	UG/L	0.20 U
Nickel	UG/L	10 U
Potassium	UG/L	760
Selenium	UG/L	25 U
Silver	UG/L	6.0 U
Sodium	UG/L	2,000
Thallium	UG/L	20 U
Vanadium	UG/L	5.0 U
Zinc	UG/L	13

Flags assigned during chemistry validation are shown.

MADE By: AMK 1/27/22

Checked By: PRE 1/28/22

Detection Limits shown are PQL

TABLE 3
VALIDATED FIELD QC SAMPLE ANALYTICAL RESULTS
KERRY CHEMICAL SITE

Location ID		FIELDQC
Sample ID		TB-110921-111021
Matrix		Water Quality
Depth Interval (ft)		-
Date Sampled		11/10/21
Parameter	Units	Trip Blank (1-1)
Volatile Organic Compounds		
1,1,1-Trichloroethane	UG/L	1.0 U
1,1,2,2-Tetrachloroethane	UG/L	1.0 U
1,1,2-Trichloro-1,2,2-trifluoroethane	UG/L	1.0 U
1,1,2-Trichloroethane	UG/L	1.0 U
1,1-Dichloroethane	UG/L	1.0 U
1,1-Dichloroethene	UG/L	1.0 U
1,2,4-Trichlorobenzene	UG/L	1.0 U
1,2-Dibromo-3-chloropropane	UG/L	1.0 U
1,2-Dibromoethane (Ethylene dibromide)	UG/L	1.0 U
1,2-Dichlorobenzene	UG/L	1.0 U
1,2-Dichloroethane	UG/L	1.0 U
1,2-Dichloroethene (cis)	UG/L	1.0 U
1,2-Dichloroethene (trans)	UG/L	1.0 U
1,2-Dichloropropane	UG/L	1.0 U
1,3-Dichlorobenzene	UG/L	1.0 U
1,3-Dichloropropene (cis)	UG/L	1.0 U
1,3-Dichloropropene (trans)	UG/L	1.0 U
1,4-Dichlorobenzene	UG/L	1.0 U
2-Hexanone	UG/L	5.0 U
4-Methyl-2-pentanone	UG/L	5.0 U
Acetone	UG/L	10 U
Benzene	UG/L	1.0 U
Bromodichloromethane	UG/L	1.0 U

Flags assigned during chemistry validation are shown.

MADE By: AMK 1/27/22

Checked By: PRF 1/28/22

Detection Limits shown are PQL

TABLE 3
VALIDATED FIELD QC SAMPLE ANALYTICAL RESULTS
KERRY CHEMICAL SITE

Location ID		FIELDQC
Sample ID		TB-110921-111021
Matrix		Water Quality
Depth Interval (ft)		-
Date Sampled		11/10/21
Parameter	Units	Trip Blank (1-1)
Volatile Organic Compounds		
Bromoform	UG/L	1.0 U
Bromomethane	UG/L	1.0 U
Carbon disulfide	UG/L	1.0 U
Carbon tetrachloride	UG/L	1.0 U
Chlorobenzene	UG/L	1.0 U
Chloroethane	UG/L	1.0 U
Chloroform	UG/L	1.0 U
Chloromethane	UG/L	1.0 U
Cyclohexane	UG/L	1.0 U
Dibromochloromethane	UG/L	1.0 U
Dichlorodifluoromethane	UG/L	1.0 U
Ethylbenzene	UG/L	1.0 U
Isopropylbenzene (Cumene)	UG/L	1.0 U
Methyl acetate	UG/L	2.5 U
Methyl ethyl ketone (2-Butanone)	UG/L	10 U
Methyl tert-butyl ether	UG/L	1.0 U
Methylcyclohexane	UG/L	1.0 U
Methylene chloride	UG/L	1.0 U
Styrene	UG/L	1.0 U
Tetrachloroethene	UG/L	1.0 U
Toluene	UG/L	1.0 U
Trichloroethene	UG/L	1.0 U
Trichlorofluoromethane	UG/L	1.0 U

Flags assigned during chemistry validation are shown.

MADE By: AMK 1/27/22

Checked By: PRF 1/28/22

Detection Limits shown are PQL

TABLE 3
VALIDATED FIELD QC SAMPLE ANALYTICAL RESULTS
KERRY CHEMICAL SITE

Location ID		FIELDQC
Sample ID		TB-110921-111021
Matrix		Water Quality
Depth Interval (ft)		-
Date Sampled		11/10/21
Parameter	Units	Trip Blank (1-1)
Volatile Organic Compounds		
Vinyl chloride	UG/L	1.0 U
Xylene (total)	UG/L	2.0 U

Flags assigned during chemistry validation are shown.

MADE By: AMK 1/27/22

Checked By: PRF 1/28/22

Detection Limits shown are PQL

ATTACHMENT A
VALIDATED FORM 1s

FORM I
GC/MS VOA ORGANICS ANALYSIS DATA SHEET

Lab Name: Eurofins TestAmerica, Buffalo Job No.: 480-192288-1
 SDG No.: _____
 Client Sample ID: MW-04S Lab Sample ID: 480-192288-1
 Matrix: Water Lab File ID: C0433.D
 Analysis Method: 8260C Date Collected: 11/09/2021 14:35
 Sample wt/vol: 5(mL) Date Analyzed: 11/14/2021 16:12
 Soil Aliquot Vol: _____ Dilution Factor: 1
 Soil Extract Vol.: _____ GC Column: ZB-624 (20) ID: 0.18 (mm)
 % Moisture: _____ Level: (low/med) Low
 Analysis Batch No.: 604854 Units: ug/L

CAS NO.	COMPOUND NAME	RESULT	Q	RL	MDL
67-64-1	Acetone	ND		10	3.0
71-43-2	Benzene	ND		1.0	0.41
75-27-4	Bromodichloromethane	ND		1.0	0.39
75-25-2	Bromoform	ND		1.0	0.26
74-83-9	Bromomethane	ND		1.0	0.69
78-93-3	2-Butanone (MEK)	ND		10	1.3
75-15-0	Carbon disulfide	ND		1.0	0.19
56-23-5	Carbon tetrachloride	ND		1.0	0.27
108-90-7	Chlorobenzene	ND		1.0	0.75
75-00-3	Chloroethane	ND		1.0	0.32
67-66-3	Chloroform	ND		1.0	0.34
74-87-3	Chloromethane	ND		1.0	0.35
156-59-2	cis-1,2-Dichloroethene	ND		1.0	0.81
10061-01-5	cis-1,3-Dichloropropene	ND		1.0	0.36
110-82-7	Cyclohexane	ND		1.0	0.18
124-48-1	Dibromochloromethane	ND		1.0	0.32
96-12-8	1,2-Dibromo-3-Chloropropane	ND		1.0	0.39
106-93-4	1,2-Dibromoethane	ND		1.0	0.73
95-50-1	1,2-Dichlorobenzene	ND		1.0	0.79
541-73-1	1,3-Dichlorobenzene	ND		1.0	0.78
106-46-7	1,4-Dichlorobenzene	ND		1.0	0.84
75-71-8	Dichlorodifluoromethane	ND		1.0	0.68
75-34-3	1,1-Dichloroethane	ND		1.0	0.38
107-06-2	1,2-Dichloroethane	ND		1.0	0.21
75-35-4	1,1-Dichloroethene	ND		1.0	0.29
78-87-5	1,2-Dichloropropane	ND		1.0	0.72
100-41-4	Ethylbenzene	ND		1.0	0.74
591-78-6	2-Hexanone	ND		5.0	1.2
98-82-8	Isopropylbenzene	ND		1.0	0.79
79-20-9	Methyl acetate	ND		2.5	1.3
108-87-2	Methylcyclohexane	ND		1.0	0.16
75-09-2	Methylene Chloride	ND		1.0	0.44
108-10-1	4-Methyl-2-pentanone (MIBK)	ND		5.0	2.1
1634-04-4	Methyl tert-butyl ether	ND		1.0	0.16
100-42-5	Styrene	ND		1.0	0.73
79-34-5	1,1,2,2-Tetrachloroethane	ND		1.0	0.21

FORM I
GC/MS VOA ORGANICS ANALYSIS DATA SHEET

Lab Name: Eurofins TestAmerica, Buffalo Job No.: 480-192288-1
 SDG No.: _____
 Client Sample ID: MW-04S Lab Sample ID: 480-192288-1
 Matrix: Water Lab File ID: C0433.D
 Analysis Method: 8260C Date Collected: 11/09/2021 14:35
 Sample wt/vol: 5(mL) Date Analyzed: 11/14/2021 16:12
 Soil Aliquot Vol: _____ Dilution Factor: 1
 Soil Extract Vol.: _____ GC Column: ZB-624 (20) ID: 0.18 (mm)
 % Moisture: _____ Level: (low/med) Low
 Analysis Batch No.: 604854 Units: ug/L

CAS NO.	COMPOUND NAME	RESULT	Q	RL	MDL
127-18-4	Tetrachloroethene	ND		1.0	0.36
108-88-3	Toluene	ND		1.0	0.51
156-60-5	trans-1,2-Dichloroethene	ND		1.0	0.90
10061-02-6	trans-1,3-Dichloropropene	ND		1.0	0.37
120-82-1	1,2,4-Trichlorobenzene	ND		1.0	0.41
71-55-6	1,1,1-Trichloroethane	ND		1.0	0.82
79-00-5	1,1,2-Trichloroethane	ND		1.0	0.23
79-01-6	Trichloroethene	ND		1.0	0.46
75-69-4	Trichlorofluoromethane	ND		1.0	0.88
76-13-1	1,1,2-Trichloro-1,2,2-trifluoroethane	ND		1.0	0.31
75-01-4	Vinyl chloride	ND		1.0	0.90
1330-20-7	Xylenes, Total	ND		2.0	0.66

CAS NO.	SURROGATE	%REC	Q	LIMITS
460-00-4	4-Bromofluorobenzene (Surr)	102		73-120
1868-53-7	Dibromofluoromethane (Surr)	102		75-123
17060-07-0	1,2-Dichloroethane-d4 (Surr)	103		77-120
2037-26-5	Toluene-d8 (Surr)	101		80-120

FORM I
GC/MS VOA ORGANICS ANALYSIS DATA SHEET
TENTATIVELY IDENTIFIED COMPOUNDS

Lab Name: Eurofins TestAmerica, Buffalo Job No.: 480-192288-1
 SDG No.: _____
 Client Sample ID: MW-04S Lab Sample ID: 480-192288-1
 Matrix: Water Lab File ID: C0433.D
 Analysis Method: 8260C Date Collected: 11/09/2021 14:35
 Sample wt/vol: 5(mL) Date Analyzed: 11/14/2021 16:12
 Soil Aliquot Vol: _____ Dilution Factor: 1
 Soil Extract Vol.: _____ GC Column: ZB-624 (20) ID: 0.18(mm)
 % Moisture: _____ Level: (low/med) Low
 Analysis Batch No.: 604854 Units: ug/L
 Number TICs Found: 0 TIC Result Total: 0

CAS NO.	COMPOUND NAME	RT	RESULT	Q	MATCH QUALITY
	Tentatively Identified Compound		None		

FORM I
GC/MS VOA ORGANICS ANALYSIS DATA SHEET

Lab Name: Eurofins TestAmerica, Buffalo Job No.: 480-192288-1
 SDG No.: _____
 Client Sample ID: MW-04I Lab Sample ID: 480-192288-2
 Matrix: Water Lab File ID: C0434.D
 Analysis Method: 8260C Date Collected: 11/09/2021 15:08
 Sample wt/vol: 5(mL) Date Analyzed: 11/14/2021 16:35
 Soil Aliquot Vol: _____ Dilution Factor: 1
 Soil Extract Vol.: _____ GC Column: ZB-624 (20) ID: 0.18 (mm)
 % Moisture: _____ Level: (low/med) Low
 Analysis Batch No.: 604854 Units: ug/L

CAS NO.	COMPOUND NAME	RESULT	Q	RL	MDL
67-64-1	Acetone	ND		10	3.0
71-43-2	Benzene	ND		1.0	0.41
75-27-4	Bromodichloromethane	ND		1.0	0.39
75-25-2	Bromoform	ND		1.0	0.26
74-83-9	Bromomethane	ND		1.0	0.69
78-93-3	2-Butanone (MEK)	ND		10	1.3
75-15-0	Carbon disulfide	ND		1.0	0.19
56-23-5	Carbon tetrachloride	ND		1.0	0.27
108-90-7	Chlorobenzene	ND		1.0	0.75
75-00-3	Chloroethane	ND		1.0	0.32
67-66-3	Chloroform	ND		1.0	0.34
74-87-3	Chloromethane	ND		1.0	0.35
156-59-2	cis-1,2-Dichloroethene	ND		1.0	0.81
10061-01-5	cis-1,3-Dichloropropene	ND		1.0	0.36
110-82-7	Cyclohexane	ND		1.0	0.18
124-48-1	Dibromochloromethane	ND		1.0	0.32
96-12-8	1,2-Dibromo-3-Chloropropane	ND		1.0	0.39
106-93-4	1,2-Dibromoethane	ND		1.0	0.73
95-50-1	1,2-Dichlorobenzene	ND		1.0	0.79
541-73-1	1,3-Dichlorobenzene	ND		1.0	0.78
106-46-7	1,4-Dichlorobenzene	ND		1.0	0.84
75-71-8	Dichlorodifluoromethane	ND		1.0	0.68
75-34-3	1,1-Dichloroethane	ND		1.0	0.38
107-06-2	1,2-Dichloroethane	ND		1.0	0.21
75-35-4	1,1-Dichloroethene	ND		1.0	0.29
78-87-5	1,2-Dichloropropane	ND		1.0	0.72
100-41-4	Ethylbenzene	ND		1.0	0.74
591-78-6	2-Hexanone	ND		5.0	1.2
98-82-8	Isopropylbenzene	ND		1.0	0.79
79-20-9	Methyl acetate	ND		2.5	1.3
108-87-2	Methylcyclohexane	ND		1.0	0.16
75-09-2	Methylene Chloride	ND		1.0	0.44
108-10-1	4-Methyl-2-pentanone (MIBK)	ND		5.0	2.1
1634-04-4	Methyl tert-butyl ether	ND		1.0	0.16
100-42-5	Styrene	ND		1.0	0.73
79-34-5	1,1,2,2-Tetrachloroethane	ND		1.0	0.21

FORM I
GC/MS VOA ORGANICS ANALYSIS DATA SHEET

Lab Name: Eurofins TestAmerica, Buffalo Job No.: 480-192288-1
 SDG No.: _____
 Client Sample ID: MW-04I Lab Sample ID: 480-192288-2
 Matrix: Water Lab File ID: C0434.D
 Analysis Method: 8260C Date Collected: 11/09/2021 15:08
 Sample wt/vol: 5(mL) Date Analyzed: 11/14/2021 16:35
 Soil Aliquot Vol: _____ Dilution Factor: 1
 Soil Extract Vol.: _____ GC Column: ZB-624 (20) ID: 0.18 (mm)
 % Moisture: _____ Level: (low/med) Low
 Analysis Batch No.: 604854 Units: ug/L

CAS NO.	COMPOUND NAME	RESULT	Q	RL	MDL
127-18-4	Tetrachloroethene	ND		1.0	0.36
108-88-3	Toluene	ND		1.0	0.51
156-60-5	trans-1,2-Dichloroethene	ND		1.0	0.90
10061-02-6	trans-1,3-Dichloropropene	ND		1.0	0.37
120-82-1	1,2,4-Trichlorobenzene	ND		1.0	0.41
71-55-6	1,1,1-Trichloroethane	ND		1.0	0.82
79-00-5	1,1,2-Trichloroethane	ND		1.0	0.23
79-01-6	Trichloroethene	ND		1.0	0.46
75-69-4	Trichlorofluoromethane	ND		1.0	0.88
76-13-1	1,1,2-Trichloro-1,2,2-trifluoroethane	ND		1.0	0.31
75-01-4	Vinyl chloride	ND		1.0	0.90
1330-20-7	Xylenes, Total	ND		2.0	0.66

CAS NO.	SURROGATE	%REC	Q	LIMITS
460-00-4	4-Bromofluorobenzene (Surr)	102		73-120
1868-53-7	Dibromofluoromethane (Surr)	100		75-123
17060-07-0	1,2-Dichloroethane-d4 (Surr)	100		77-120
2037-26-5	Toluene-d8 (Surr)	98		80-120

FORM I
GC/MS VOA ORGANICS ANALYSIS DATA SHEET
TENTATIVELY IDENTIFIED COMPOUNDS

Lab Name: Eurofins TestAmerica, Buffalo Job No.: 480-192288-1
 SDG No.: _____
 Client Sample ID: MW-04I Lab Sample ID: 480-192288-2
 Matrix: Water Lab File ID: C0434.D
 Analysis Method: 8260C Date Collected: 11/09/2021 15:08
 Sample wt/vol: 5(mL) Date Analyzed: 11/14/2021 16:35
 Soil Aliquot Vol: _____ Dilution Factor: 1
 Soil Extract Vol.: _____ GC Column: ZB-624 (20) ID: 0.18(mm)
 % Moisture: _____ Level: (low/med) Low
 Analysis Batch No.: 604854 Units: ug/L
 Number TICs Found: 0 TIC Result Total: 0

CAS NO.	COMPOUND NAME	RT	RESULT	Q	MATCH QUALITY
	Tentatively Identified Compound		None		

FORM I
GC/MS VOA ORGANICS ANALYSIS DATA SHEET

Lab Name: Eurofins TestAmerica, Buffalo Job No.: 480-192288-1
 SDG No.: _____
 Client Sample ID: MW-B3S Lab Sample ID: 480-192288-3
 Matrix: Water Lab File ID: C0435.D
 Analysis Method: 8260C Date Collected: 11/09/2021 16:00
 Sample wt/vol: 5(mL) Date Analyzed: 11/14/2021 16:58
 Soil Aliquot Vol: _____ Dilution Factor: 1
 Soil Extract Vol.: _____ GC Column: ZB-624 (20) ID: 0.18 (mm)
 % Moisture: _____ Level: (low/med) Low
 Analysis Batch No.: 604854 Units: ug/L

CAS NO.	COMPOUND NAME	RESULT	Q	RL	MDL
67-64-1	Acetone	ND		10	3.0
71-43-2	Benzene	ND		1.0	0.41
75-27-4	Bromodichloromethane	ND		1.0	0.39
75-25-2	Bromoform	ND		1.0	0.26
74-83-9	Bromomethane	ND		1.0	0.69
78-93-3	2-Butanone (MEK)	ND		10	1.3
75-15-0	Carbon disulfide	ND		1.0	0.19
56-23-5	Carbon tetrachloride	ND		1.0	0.27
108-90-7	Chlorobenzene	ND		1.0	0.75
75-00-3	Chloroethane	ND		1.0	0.32
67-66-3	Chloroform	ND		1.0	0.34
74-87-3	Chloromethane	ND		1.0	0.35
156-59-2	cis-1,2-Dichloroethene	ND		1.0	0.81
10061-01-5	cis-1,3-Dichloropropene	ND		1.0	0.36
110-82-7	Cyclohexane	ND		1.0	0.18
124-48-1	Dibromochloromethane	ND		1.0	0.32
96-12-8	1,2-Dibromo-3-Chloropropane	ND		1.0	0.39
106-93-4	1,2-Dibromoethane	ND		1.0	0.73
95-50-1	1,2-Dichlorobenzene	ND		1.0	0.79
541-73-1	1,3-Dichlorobenzene	ND		1.0	0.78
106-46-7	1,4-Dichlorobenzene	ND		1.0	0.84
75-71-8	Dichlorodifluoromethane	ND		1.0	0.68
75-34-3	1,1-Dichloroethane	ND		1.0	0.38
107-06-2	1,2-Dichloroethane	ND		1.0	0.21
75-35-4	1,1-Dichloroethene	ND		1.0	0.29
78-87-5	1,2-Dichloropropane	ND		1.0	0.72
100-41-4	Ethylbenzene	ND		1.0	0.74
591-78-6	2-Hexanone	ND		5.0	1.2
98-82-8	Isopropylbenzene	ND		1.0	0.79
79-20-9	Methyl acetate	ND		2.5	1.3
108-87-2	Methylcyclohexane	ND		1.0	0.16
75-09-2	Methylene Chloride	ND		1.0	0.44
108-10-1	4-Methyl-2-pentanone (MIBK)	ND		5.0	2.1
1634-04-4	Methyl tert-butyl ether	ND		1.0	0.16
100-42-5	Styrene	ND		1.0	0.73
79-34-5	1,1,2,2-Tetrachloroethane	ND		1.0	0.21

FORM I
GC/MS VOA ORGANICS ANALYSIS DATA SHEET

Lab Name: Eurofins TestAmerica, Buffalo Job No.: 480-192288-1
 SDG No.: _____
 Client Sample ID: MW-B3S Lab Sample ID: 480-192288-3
 Matrix: Water Lab File ID: C0435.D
 Analysis Method: 8260C Date Collected: 11/09/2021 16:00
 Sample wt/vol: 5(mL) Date Analyzed: 11/14/2021 16:58
 Soil Aliquot Vol: _____ Dilution Factor: 1
 Soil Extract Vol.: _____ GC Column: ZB-624 (20) ID: 0.18 (mm)
 % Moisture: _____ Level: (low/med) Low
 Analysis Batch No.: 604854 Units: ug/L

CAS NO.	COMPOUND NAME	RESULT	Q	RL	MDL
127-18-4	Tetrachloroethene	ND		1.0	0.36
108-88-3	Toluene	ND		1.0	0.51
156-60-5	trans-1,2-Dichloroethene	ND		1.0	0.90
10061-02-6	trans-1,3-Dichloropropene	ND		1.0	0.37
120-82-1	1,2,4-Trichlorobenzene	ND		1.0	0.41
71-55-6	1,1,1-Trichloroethane	ND		1.0	0.82
79-00-5	1,1,2-Trichloroethane	ND		1.0	0.23
79-01-6	Trichloroethene	ND		1.0	0.46
75-69-4	Trichlorofluoromethane	ND		1.0	0.88
76-13-1	1,1,2-Trichloro-1,2,2-trifluoroethane	ND		1.0	0.31
75-01-4	Vinyl chloride	ND		1.0	0.90
1330-20-7	Xylenes, Total	ND		2.0	0.66

CAS NO.	SURROGATE	%REC	Q	LIMITS
460-00-4	4-Bromofluorobenzene (Surr)	94		73-120
1868-53-7	Dibromofluoromethane (Surr)	98		75-123
17060-07-0	1,2-Dichloroethane-d4 (Surr)	101		77-120
2037-26-5	Toluene-d8 (Surr)	95		80-120

FORM I
GC/MS VOA ORGANICS ANALYSIS DATA SHEET
TENTATIVELY IDENTIFIED COMPOUNDS

Lab Name: Eurofins TestAmerica, Buffalo Job No.: 480-192288-1
 SDG No.: _____
 Client Sample ID: MW-B3S Lab Sample ID: 480-192288-3
 Matrix: Water Lab File ID: C0435.D
 Analysis Method: 8260C Date Collected: 11/09/2021 16:00
 Sample wt/vol: 5(mL) Date Analyzed: 11/14/2021 16:58
 Soil Aliquot Vol: _____ Dilution Factor: 1
 Soil Extract Vol.: _____ GC Column: ZB-624 (20) ID: 0.18(mm)
 % Moisture: _____ Level: (low/med) Low
 Analysis Batch No.: 604854 Units: ug/L
 Number TICs Found: 0 TIC Result Total: 0

CAS NO.	COMPOUND NAME	RT	RESULT	Q	MATCH QUALITY
	Tentatively Identified Compound		None		

FORM I
GC/MS VOA ORGANICS ANALYSIS DATA SHEET

FD of MW-B3S

Lab Name: Eurofins TestAmerica, Buffalo Job No.: 480-192288-1
 SDG No.: _____
 Client Sample ID: FD-110921 Lab Sample ID: 480-192288-4
 Matrix: Water Lab File ID: C0436.D
 Analysis Method: 8260C Date Collected: 11/09/2021 00:00
 Sample wt/vol: 5(mL) Date Analyzed: 11/14/2021 17:21
 Soil Aliquot Vol: _____ Dilution Factor: 1
 Soil Extract Vol.: _____ GC Column: ZB-624 (20) ID: 0.18 (mm)
 % Moisture: _____ Level: (low/med) Low
 Analysis Batch No.: 604854 Units: ug/L

CAS NO.	COMPOUND NAME	RESULT	Q	RL	MDL
67-64-1	Acetone	ND		10	3.0
71-43-2	Benzene	ND		1.0	0.41
75-27-4	Bromodichloromethane	ND		1.0	0.39
75-25-2	Bromoform	ND		1.0	0.26
74-83-9	Bromomethane	ND		1.0	0.69
78-93-3	2-Butanone (MEK)	ND		10	1.3
75-15-0	Carbon disulfide	ND		1.0	0.19
56-23-5	Carbon tetrachloride	ND		1.0	0.27
108-90-7	Chlorobenzene	ND		1.0	0.75
75-00-3	Chloroethane	ND		1.0	0.32
67-66-3	Chloroform	ND		1.0	0.34
74-87-3	Chloromethane	ND		1.0	0.35
156-59-2	cis-1,2-Dichloroethene	ND		1.0	0.81
10061-01-5	cis-1,3-Dichloropropene	ND		1.0	0.36
110-82-7	Cyclohexane	ND		1.0	0.18
124-48-1	Dibromochloromethane	ND		1.0	0.32
96-12-8	1,2-Dibromo-3-Chloropropane	ND		1.0	0.39
106-93-4	1,2-Dibromoethane	ND		1.0	0.73
95-50-1	1,2-Dichlorobenzene	ND		1.0	0.79
541-73-1	1,3-Dichlorobenzene	ND		1.0	0.78
106-46-7	1,4-Dichlorobenzene	ND		1.0	0.84
75-71-8	Dichlorodifluoromethane	ND		1.0	0.68
75-34-3	1,1-Dichloroethane	ND		1.0	0.38
107-06-2	1,2-Dichloroethane	ND		1.0	0.21
75-35-4	1,1-Dichloroethene	ND		1.0	0.29
78-87-5	1,2-Dichloropropane	ND		1.0	0.72
100-41-4	Ethylbenzene	ND		1.0	0.74
591-78-6	2-Hexanone	ND		5.0	1.2
98-82-8	Isopropylbenzene	ND		1.0	0.79
79-20-9	Methyl acetate	ND		2.5	1.3
108-87-2	Methylcyclohexane	ND		1.0	0.16
75-09-2	Methylene Chloride	ND		1.0	0.44
108-10-1	4-Methyl-2-pentanone (MIBK)	ND		5.0	2.1
1634-04-4	Methyl tert-butyl ether	ND		1.0	0.16
100-42-5	Styrene	ND		1.0	0.73
79-34-5	1,1,2,2-Tetrachloroethane	ND		1.0	0.21

FORM I
GC/MS VOA ORGANICS ANALYSIS DATA SHEET

FD of MW-B3S

Lab Name: Eurofins TestAmerica, Buffalo Job No.: 480-192288-1
 SDG No.: _____
 Client Sample ID: FD-110921 Lab Sample ID: 480-192288-4
 Matrix: Water Lab File ID: C0436.D
 Analysis Method: 8260C Date Collected: 11/09/2021 00:00
 Sample wt/vol: 5(mL) Date Analyzed: 11/14/2021 17:21
 Soil Aliquot Vol: _____ Dilution Factor: 1
 Soil Extract Vol.: _____ GC Column: ZB-624 (20) ID: 0.18 (mm)
 % Moisture: _____ Level: (low/med) Low
 Analysis Batch No.: 604854 Units: ug/L

CAS NO.	COMPOUND NAME	RESULT	Q	RL	MDL
127-18-4	Tetrachloroethene	ND		1.0	0.36
108-88-3	Toluene	ND		1.0	0.51
156-60-5	trans-1,2-Dichloroethene	ND		1.0	0.90
10061-02-6	trans-1,3-Dichloropropene	ND		1.0	0.37
120-82-1	1,2,4-Trichlorobenzene	ND		1.0	0.41
71-55-6	1,1,1-Trichloroethane	ND		1.0	0.82
79-00-5	1,1,2-Trichloroethane	ND		1.0	0.23
79-01-6	Trichloroethene	ND		1.0	0.46
75-69-4	Trichlorofluoromethane	ND		1.0	0.88
76-13-1	1,1,2-Trichloro-1,2,2-trifluoroethane	ND		1.0	0.31
75-01-4	Vinyl chloride	ND		1.0	0.90
1330-20-7	Xylenes, Total	ND		2.0	0.66

CAS NO.	SURROGATE	%REC	Q	LIMITS
460-00-4	4-Bromofluorobenzene (Surr)	104		73-120
1868-53-7	Dibromofluoromethane (Surr)	99		75-123
17060-07-0	1,2-Dichloroethane-d4 (Surr)	103		77-120
2037-26-5	Toluene-d8 (Surr)	102		80-120

FORM I
GC/MS VOA ORGANICS ANALYSIS DATA SHEET
TENTATIVELY IDENTIFIED COMPOUNDS

FD of MW-B3S

Lab Name: Eurofins TestAmerica, Buffalo Job No.: 480-192288-1
 SDG No.: _____
 Client Sample ID: FD-110921 Lab Sample ID: 480-192288-4
 Matrix: Water Lab File ID: C0436.D
 Analysis Method: 8260C Date Collected: 11/09/2021 00:00
 Sample wt/vol: 5(mL) Date Analyzed: 11/14/2021 17:21
 Soil Aliquot Vol: _____ Dilution Factor: 1
 Soil Extract Vol.: _____ GC Column: ZB-624 (20) ID: 0.18(mm)
 % Moisture: _____ Level: (low/med) Low
 Analysis Batch No.: 604854 Units: ug/L
 Number TICs Found: 0 TIC Result Total: 0

CAS NO.	COMPOUND NAME	RT	RESULT	Q	MATCH QUALITY
	Tentatively Identified Compound		None		

FORM I
GC/MS VOA ORGANICS ANALYSIS DATA SHEET

Lab Name: Eurofins TestAmerica, Buffalo Job No.: 480-192288-1
 SDG No.: _____
 Client Sample ID: MW-B3D Lab Sample ID: 480-192288-5
 Matrix: Water Lab File ID: C0437.D
 Analysis Method: 8260C Date Collected: 11/09/2021 16:40
 Sample wt/vol: 5(mL) Date Analyzed: 11/14/2021 17:44
 Soil Aliquot Vol: _____ Dilution Factor: 1
 Soil Extract Vol.: _____ GC Column: ZB-624 (20) ID: 0.18 (mm)
 % Moisture: _____ Level: (low/med) Low
 Analysis Batch No.: 604854 Units: ug/L

CAS NO.	COMPOUND NAME	RESULT	Q	RL	MDL
67-64-1	Acetone	ND		10	3.0
71-43-2	Benzene	ND		1.0	0.41
75-27-4	Bromodichloromethane	ND		1.0	0.39
75-25-2	Bromoform	ND		1.0	0.26
74-83-9	Bromomethane	ND		1.0	0.69
78-93-3	2-Butanone (MEK)	ND		10	1.3
75-15-0	Carbon disulfide	ND		1.0	0.19
56-23-5	Carbon tetrachloride	ND		1.0	0.27
108-90-7	Chlorobenzene	ND		1.0	0.75
75-00-3	Chloroethane	ND		1.0	0.32
67-66-3	Chloroform	ND		1.0	0.34
74-87-3	Chloromethane	ND		1.0	0.35
156-59-2	cis-1,2-Dichloroethene	ND		1.0	0.81
10061-01-5	cis-1,3-Dichloropropene	ND		1.0	0.36
110-82-7	Cyclohexane	ND		1.0	0.18
124-48-1	Dibromochloromethane	ND		1.0	0.32
96-12-8	1,2-Dibromo-3-Chloropropane	ND		1.0	0.39
106-93-4	1,2-Dibromoethane	ND		1.0	0.73
95-50-1	1,2-Dichlorobenzene	ND		1.0	0.79
541-73-1	1,3-Dichlorobenzene	ND		1.0	0.78
106-46-7	1,4-Dichlorobenzene	ND		1.0	0.84
75-71-8	Dichlorodifluoromethane	ND		1.0	0.68
75-34-3	1,1-Dichloroethane	ND		1.0	0.38
107-06-2	1,2-Dichloroethane	ND		1.0	0.21
75-35-4	1,1-Dichloroethene	ND		1.0	0.29
78-87-5	1,2-Dichloropropane	ND		1.0	0.72
100-41-4	Ethylbenzene	ND		1.0	0.74
591-78-6	2-Hexanone	ND		5.0	1.2
98-82-8	Isopropylbenzene	ND		1.0	0.79
79-20-9	Methyl acetate	ND		2.5	1.3
108-87-2	Methylcyclohexane	ND		1.0	0.16
75-09-2	Methylene Chloride	ND		1.0	0.44
108-10-1	4-Methyl-2-pentanone (MIBK)	ND		5.0	2.1
1634-04-4	Methyl tert-butyl ether	ND		1.0	0.16
100-42-5	Styrene	ND		1.0	0.73
79-34-5	1,1,2,2-Tetrachloroethane	ND		1.0	0.21

FORM I
GC/MS VOA ORGANICS ANALYSIS DATA SHEET

Lab Name: Eurofins TestAmerica, Buffalo Job No.: 480-192288-1
 SDG No.: _____
 Client Sample ID: MW-B3D Lab Sample ID: 480-192288-5
 Matrix: Water Lab File ID: C0437.D
 Analysis Method: 8260C Date Collected: 11/09/2021 16:40
 Sample wt/vol: 5(mL) Date Analyzed: 11/14/2021 17:44
 Soil Aliquot Vol: _____ Dilution Factor: 1
 Soil Extract Vol.: _____ GC Column: ZB-624 (20) ID: 0.18 (mm)
 % Moisture: _____ Level: (low/med) Low
 Analysis Batch No.: 604854 Units: ug/L

CAS NO.	COMPOUND NAME	RESULT	Q	RL	MDL
127-18-4	Tetrachloroethene	ND		1.0	0.36
108-88-3	Toluene	ND		1.0	0.51
156-60-5	trans-1,2-Dichloroethene	ND		1.0	0.90
10061-02-6	trans-1,3-Dichloropropene	ND		1.0	0.37
120-82-1	1,2,4-Trichlorobenzene	ND		1.0	0.41
71-55-6	1,1,1-Trichloroethane	ND		1.0	0.82
79-00-5	1,1,2-Trichloroethane	ND		1.0	0.23
79-01-6	Trichloroethene	ND		1.0	0.46
75-69-4	Trichlorofluoromethane	ND		1.0	0.88
76-13-1	1,1,2-Trichloro-1,2,2-trifluoroethane	ND		1.0	0.31
75-01-4	Vinyl chloride	ND		1.0	0.90
1330-20-7	Xylenes, Total	ND		2.0	0.66

CAS NO.	SURROGATE	%REC	Q	LIMITS
460-00-4	4-Bromofluorobenzene (Surr)	99		73-120
1868-53-7	Dibromofluoromethane (Surr)	102		75-123
17060-07-0	1,2-Dichloroethane-d4 (Surr)	107		77-120
2037-26-5	Toluene-d8 (Surr)	102		80-120

FORM I
GC/MS VOA ORGANICS ANALYSIS DATA SHEET
TENTATIVELY IDENTIFIED COMPOUNDS

Lab Name: Eurofins TestAmerica, Buffalo Job No.: 480-192288-1
 SDG No.: _____
 Client Sample ID: MW-B3D Lab Sample ID: 480-192288-5
 Matrix: Water Lab File ID: C0437.D
 Analysis Method: 8260C Date Collected: 11/09/2021 16:40
 Sample wt/vol: 5(mL) Date Analyzed: 11/14/2021 17:44
 Soil Aliquot Vol: _____ Dilution Factor: 1
 Soil Extract Vol.: _____ GC Column: ZB-624 (20) ID: 0.18(mm)
 % Moisture: _____ Level: (low/med) Low
 Analysis Batch No.: 604854 Units: ug/L
 Number TICs Found: 0 TIC Result Total: 0

CAS NO.	COMPOUND NAME	RT	RESULT	Q	MATCH QUALITY
	Tentatively Identified Compound		None		

FORM I
GC/MS VOA ORGANICS ANALYSIS DATA SHEET

Lab Name: Eurofins TestAmerica, Buffalo Job No.: 480-192288-1
 SDG No.: _____
 Client Sample ID: MW-05S Lab Sample ID: 480-192288-6
 Matrix: Water Lab File ID: C0438.D
 Analysis Method: 8260C Date Collected: 11/09/2021 08:50
 Sample wt/vol: 5(mL) Date Analyzed: 11/14/2021 18:07
 Soil Aliquot Vol: _____ Dilution Factor: 1
 Soil Extract Vol.: _____ GC Column: ZB-624 (20) ID: 0.18 (mm)
 % Moisture: _____ Level: (low/med) Low
 Analysis Batch No.: 604854 Units: ug/L

CAS NO.	COMPOUND NAME	RESULT	Q	RL	MDL
67-64-1	Acetone	ND		10	3.0
71-43-2	Benzene	ND		1.0	0.41
75-27-4	Bromodichloromethane	ND		1.0	0.39
75-25-2	Bromoform	ND		1.0	0.26
74-83-9	Bromomethane	ND		1.0	0.69
78-93-3	2-Butanone (MEK)	ND		10	1.3
75-15-0	Carbon disulfide	ND		1.0	0.19
56-23-5	Carbon tetrachloride	ND		1.0	0.27
108-90-7	Chlorobenzene	ND		1.0	0.75
75-00-3	Chloroethane	ND		1.0	0.32
67-66-3	Chloroform	ND		1.0	0.34
74-87-3	Chloromethane	ND		1.0	0.35
156-59-2	cis-1,2-Dichloroethene	ND		1.0	0.81
10061-01-5	cis-1,3-Dichloropropene	ND		1.0	0.36
110-82-7	Cyclohexane	ND		1.0	0.18
124-48-1	Dibromochloromethane	ND		1.0	0.32
96-12-8	1,2-Dibromo-3-Chloropropane	ND		1.0	0.39
106-93-4	1,2-Dibromoethane	ND		1.0	0.73
95-50-1	1,2-Dichlorobenzene	ND		1.0	0.79
541-73-1	1,3-Dichlorobenzene	ND		1.0	0.78
106-46-7	1,4-Dichlorobenzene	ND		1.0	0.84
75-71-8	Dichlorodifluoromethane	ND		1.0	0.68
75-34-3	1,1-Dichloroethane	ND		1.0	0.38
107-06-2	1,2-Dichloroethane	ND		1.0	0.21
75-35-4	1,1-Dichloroethene	ND		1.0	0.29
78-87-5	1,2-Dichloropropane	ND		1.0	0.72
100-41-4	Ethylbenzene	ND		1.0	0.74
591-78-6	2-Hexanone	ND		5.0	1.2
98-82-8	Isopropylbenzene	ND		1.0	0.79
79-20-9	Methyl acetate	ND		2.5	1.3
108-87-2	Methylcyclohexane	ND		1.0	0.16
75-09-2	Methylene Chloride	ND		1.0	0.44
108-10-1	4-Methyl-2-pentanone (MIBK)	ND		5.0	2.1
1634-04-4	Methyl tert-butyl ether	ND		1.0	0.16
100-42-5	Styrene	ND		1.0	0.73
79-34-5	1,1,2,2-Tetrachloroethane	ND		1.0	0.21

FORM I
GC/MS VOA ORGANICS ANALYSIS DATA SHEET

Lab Name: Eurofins TestAmerica, Buffalo Job No.: 480-192288-1
 SDG No.: _____
 Client Sample ID: MW-05S Lab Sample ID: 480-192288-6
 Matrix: Water Lab File ID: C0438.D
 Analysis Method: 8260C Date Collected: 11/09/2021 08:50
 Sample wt/vol: 5(mL) Date Analyzed: 11/14/2021 18:07
 Soil Aliquot Vol: _____ Dilution Factor: 1
 Soil Extract Vol.: _____ GC Column: ZB-624 (20) ID: 0.18 (mm)
 % Moisture: _____ Level: (low/med) Low
 Analysis Batch No.: 604854 Units: ug/L

CAS NO.	COMPOUND NAME	RESULT	Q	RL	MDL
127-18-4	Tetrachloroethene	ND		1.0	0.36
108-88-3	Toluene	ND		1.0	0.51
156-60-5	trans-1,2-Dichloroethene	ND		1.0	0.90
10061-02-6	trans-1,3-Dichloropropene	ND		1.0	0.37
120-82-1	1,2,4-Trichlorobenzene	ND		1.0	0.41
71-55-6	1,1,1-Trichloroethane	ND		1.0	0.82
79-00-5	1,1,2-Trichloroethane	ND		1.0	0.23
79-01-6	Trichloroethene	ND		1.0	0.46
75-69-4	Trichlorofluoromethane	ND		1.0	0.88
76-13-1	1,1,2-Trichloro-1,2,2-trifluoroethane	ND		1.0	0.31
75-01-4	Vinyl chloride	ND		1.0	0.90
1330-20-7	Xylenes, Total	ND		2.0	0.66

CAS NO.	SURROGATE	%REC	Q	LIMITS
460-00-4	4-Bromofluorobenzene (Surr)	104		73-120
1868-53-7	Dibromofluoromethane (Surr)	102		75-123
17060-07-0	1,2-Dichloroethane-d4 (Surr)	106		77-120
2037-26-5	Toluene-d8 (Surr)	101		80-120

FORM I
GC/MS VOA ORGANICS ANALYSIS DATA SHEET
TENTATIVELY IDENTIFIED COMPOUNDS

Lab Name: Eurofins TestAmerica, Buffalo Job No.: 480-192288-1
 SDG No.: _____
 Client Sample ID: MW-05S Lab Sample ID: 480-192288-6
 Matrix: Water Lab File ID: C0438.D
 Analysis Method: 8260C Date Collected: 11/09/2021 08:50
 Sample wt/vol: 5(mL) Date Analyzed: 11/14/2021 18:07
 Soil Aliquot Vol: _____ Dilution Factor: 1
 Soil Extract Vol.: _____ GC Column: ZB-624 (20) ID: 0.18(mm)
 % Moisture: _____ Level: (low/med) Low
 Analysis Batch No.: 604854 Units: ug/L
 Number TICs Found: 0 TIC Result Total: 0

CAS NO.	COMPOUND NAME	RT	RESULT	Q	MATCH QUALITY
	Tentatively Identified Compound		None		

FORM I
GC/MS VOA ORGANICS ANALYSIS DATA SHEET

Lab Name: Eurofins TestAmerica, Buffalo Job No.: 480-192288-1
 SDG No.: _____
 Client Sample ID: MW-05I Lab Sample ID: 480-192288-7
 Matrix: Water Lab File ID: C0439.D
 Analysis Method: 8260C Date Collected: 11/09/2021 09:38
 Sample wt/vol: 5(mL) Date Analyzed: 11/14/2021 18:30
 Soil Aliquot Vol: _____ Dilution Factor: 1
 Soil Extract Vol.: _____ GC Column: ZB-624 (20) ID: 0.18 (mm)
 % Moisture: _____ Level: (low/med) Low
 Analysis Batch No.: 604854 Units: ug/L

CAS NO.	COMPOUND NAME	RESULT	Q	RL	MDL
67-64-1	Acetone	ND		10	3.0
71-43-2	Benzene	ND		1.0	0.41
75-27-4	Bromodichloromethane	ND		1.0	0.39
75-25-2	Bromoform	ND		1.0	0.26
74-83-9	Bromomethane	ND		1.0	0.69
78-93-3	2-Butanone (MEK)	ND		10	1.3
75-15-0	Carbon disulfide	ND		1.0	0.19
56-23-5	Carbon tetrachloride	ND		1.0	0.27
108-90-7	Chlorobenzene	ND		1.0	0.75
75-00-3	Chloroethane	ND		1.0	0.32
67-66-3	Chloroform	ND		1.0	0.34
74-87-3	Chloromethane	ND		1.0	0.35
156-59-2	cis-1,2-Dichloroethene	ND		1.0	0.81
10061-01-5	cis-1,3-Dichloropropene	ND		1.0	0.36
110-82-7	Cyclohexane	ND		1.0	0.18
124-48-1	Dibromochloromethane	ND		1.0	0.32
96-12-8	1,2-Dibromo-3-Chloropropane	ND		1.0	0.39
106-93-4	1,2-Dibromoethane	ND		1.0	0.73
95-50-1	1,2-Dichlorobenzene	ND		1.0	0.79
541-73-1	1,3-Dichlorobenzene	ND		1.0	0.78
106-46-7	1,4-Dichlorobenzene	ND		1.0	0.84
75-71-8	Dichlorodifluoromethane	ND		1.0	0.68
75-34-3	1,1-Dichloroethane	ND		1.0	0.38
107-06-2	1,2-Dichloroethane	ND		1.0	0.21
75-35-4	1,1-Dichloroethene	ND		1.0	0.29
78-87-5	1,2-Dichloropropane	ND		1.0	0.72
100-41-4	Ethylbenzene	ND		1.0	0.74
591-78-6	2-Hexanone	ND		5.0	1.2
98-82-8	Isopropylbenzene	ND		1.0	0.79
79-20-9	Methyl acetate	ND		2.5	1.3
108-87-2	Methylcyclohexane	ND		1.0	0.16
75-09-2	Methylene Chloride	ND		1.0	0.44
108-10-1	4-Methyl-2-pentanone (MIBK)	ND		5.0	2.1
1634-04-4	Methyl tert-butyl ether	ND		1.0	0.16
100-42-5	Styrene	ND		1.0	0.73
79-34-5	1,1,2,2-Tetrachloroethane	ND		1.0	0.21

FORM I
GC/MS VOA ORGANICS ANALYSIS DATA SHEET

Lab Name: Eurofins TestAmerica, Buffalo Job No.: 480-192288-1
 SDG No.: _____
 Client Sample ID: MW-05I Lab Sample ID: 480-192288-7
 Matrix: Water Lab File ID: C0439.D
 Analysis Method: 8260C Date Collected: 11/09/2021 09:38
 Sample wt/vol: 5(mL) Date Analyzed: 11/14/2021 18:30
 Soil Aliquot Vol: _____ Dilution Factor: 1
 Soil Extract Vol.: _____ GC Column: ZB-624 (20) ID: 0.18 (mm)
 % Moisture: _____ Level: (low/med) Low
 Analysis Batch No.: 604854 Units: ug/L

CAS NO.	COMPOUND NAME	RESULT	Q	RL	MDL
127-18-4	Tetrachloroethene	ND		1.0	0.36
108-88-3	Toluene	ND		1.0	0.51
156-60-5	trans-1,2-Dichloroethene	ND		1.0	0.90
10061-02-6	trans-1,3-Dichloropropene	ND		1.0	0.37
120-82-1	1,2,4-Trichlorobenzene	ND		1.0	0.41
71-55-6	1,1,1-Trichloroethane	ND		1.0	0.82
79-00-5	1,1,2-Trichloroethane	ND		1.0	0.23
79-01-6	Trichloroethene	ND		1.0	0.46
75-69-4	Trichlorofluoromethane	ND		1.0	0.88
76-13-1	1,1,2-Trichloro-1,2,2-trifluoroethane	ND		1.0	0.31
75-01-4	Vinyl chloride	ND		1.0	0.90
1330-20-7	Xylenes, Total	ND		2.0	0.66

CAS NO.	SURROGATE	%REC	Q	LIMITS
460-00-4	4-Bromofluorobenzene (Surr)	102		73-120
1868-53-7	Dibromofluoromethane (Surr)	105		75-123
17060-07-0	1,2-Dichloroethane-d4 (Surr)	105		77-120
2037-26-5	Toluene-d8 (Surr)	102		80-120

FORM I
GC/MS VOA ORGANICS ANALYSIS DATA SHEET
TENTATIVELY IDENTIFIED COMPOUNDS

Lab Name: Eurofins TestAmerica, Buffalo Job No.: 480-192288-1
 SDG No.: _____
 Client Sample ID: MW-05I Lab Sample ID: 480-192288-7
 Matrix: Water Lab File ID: C0439.D
 Analysis Method: 8260C Date Collected: 11/09/2021 09:38
 Sample wt/vol: 5(mL) Date Analyzed: 11/14/2021 18:30
 Soil Aliquot Vol: _____ Dilution Factor: 1
 Soil Extract Vol.: _____ GC Column: ZB-624 (20) ID: 0.18(mm)
 % Moisture: _____ Level: (low/med) Low
 Analysis Batch No.: 604854 Units: ug/L
 Number TICs Found: 0 TIC Result Total: 0

CAS NO.	COMPOUND NAME	RT	RESULT	Q	MATCH QUALITY
	Tentatively Identified Compound		None		

FORM I
GC/MS VOA ORGANICS ANALYSIS DATA SHEET

Lab Name: Eurofins TestAmerica, Buffalo Job No.: 480-192288-1
 SDG No.: _____
 Client Sample ID: MW-05D Lab Sample ID: 480-192288-8
 Matrix: Water Lab File ID: C0440.D
 Analysis Method: 8260C Date Collected: 11/10/2021 10:32
 Sample wt/vol: 5(mL) Date Analyzed: 11/14/2021 18:53
 Soil Aliquot Vol: _____ Dilution Factor: 1
 Soil Extract Vol.: _____ GC Column: ZB-624 (20) ID: 0.18 (mm)
 % Moisture: _____ Level: (low/med) Low
 Analysis Batch No.: 604854 Units: ug/L

CAS NO.	COMPOUND NAME	RESULT	Q	RL	MDL
67-64-1	Acetone	ND		10	3.0
71-43-2	Benzene	ND		1.0	0.41
75-27-4	Bromodichloromethane	ND		1.0	0.39
75-25-2	Bromoform	ND		1.0	0.26
74-83-9	Bromomethane	ND		1.0	0.69
78-93-3	2-Butanone (MEK)	ND		10	1.3
75-15-0	Carbon disulfide	ND		1.0	0.19
56-23-5	Carbon tetrachloride	ND		1.0	0.27
108-90-7	Chlorobenzene	ND		1.0	0.75
75-00-3	Chloroethane	ND		1.0	0.32
67-66-3	Chloroform	ND		1.0	0.34
74-87-3	Chloromethane	ND		1.0	0.35
156-59-2	cis-1,2-Dichloroethene	ND		1.0	0.81
10061-01-5	cis-1,3-Dichloropropene	ND		1.0	0.36
110-82-7	Cyclohexane	ND		1.0	0.18
124-48-1	Dibromochloromethane	ND		1.0	0.32
96-12-8	1,2-Dibromo-3-Chloropropane	ND		1.0	0.39
106-93-4	1,2-Dibromoethane	ND		1.0	0.73
95-50-1	1,2-Dichlorobenzene	ND		1.0	0.79
541-73-1	1,3-Dichlorobenzene	ND		1.0	0.78
106-46-7	1,4-Dichlorobenzene	ND		1.0	0.84
75-71-8	Dichlorodifluoromethane	ND		1.0	0.68
75-34-3	1,1-Dichloroethane	ND		1.0	0.38
107-06-2	1,2-Dichloroethane	ND		1.0	0.21
75-35-4	1,1-Dichloroethene	ND		1.0	0.29
78-87-5	1,2-Dichloropropane	ND		1.0	0.72
100-41-4	Ethylbenzene	ND		1.0	0.74
591-78-6	2-Hexanone	ND		5.0	1.2
98-82-8	Isopropylbenzene	ND		1.0	0.79
79-20-9	Methyl acetate	ND		2.5	1.3
108-87-2	Methylcyclohexane	ND		1.0	0.16
75-09-2	Methylene Chloride	ND		1.0	0.44
108-10-1	4-Methyl-2-pentanone (MIBK)	ND		5.0	2.1
1634-04-4	Methyl tert-butyl ether	ND		1.0	0.16
100-42-5	Styrene	ND		1.0	0.73
79-34-5	1,1,2,2-Tetrachloroethane	ND		1.0	0.21

FORM I
GC/MS VOA ORGANICS ANALYSIS DATA SHEET

Lab Name: Eurofins TestAmerica, Buffalo Job No.: 480-192288-1
 SDG No.: _____
 Client Sample ID: MW-05D Lab Sample ID: 480-192288-8
 Matrix: Water Lab File ID: C0440.D
 Analysis Method: 8260C Date Collected: 11/10/2021 10:32
 Sample wt/vol: 5(mL) Date Analyzed: 11/14/2021 18:53
 Soil Aliquot Vol: _____ Dilution Factor: 1
 Soil Extract Vol.: _____ GC Column: ZB-624 (20) ID: 0.18 (mm)
 % Moisture: _____ Level: (low/med) Low
 Analysis Batch No.: 604854 Units: ug/L

CAS NO.	COMPOUND NAME	RESULT	Q	RL	MDL
127-18-4	Tetrachloroethene	ND		1.0	0.36
108-88-3	Toluene	ND		1.0	0.51
156-60-5	trans-1,2-Dichloroethene	ND		1.0	0.90
10061-02-6	trans-1,3-Dichloropropene	ND		1.0	0.37
120-82-1	1,2,4-Trichlorobenzene	ND		1.0	0.41
71-55-6	1,1,1-Trichloroethane	ND		1.0	0.82
79-00-5	1,1,2-Trichloroethane	ND		1.0	0.23
79-01-6	Trichloroethene	ND		1.0	0.46
75-69-4	Trichlorofluoromethane	ND		1.0	0.88
76-13-1	1,1,2-Trichloro-1,2,2-trifluoroethane	ND		1.0	0.31
75-01-4	Vinyl chloride	ND		1.0	0.90
1330-20-7	Xylenes, Total	ND		2.0	0.66

CAS NO.	SURROGATE	%REC	Q	LIMITS
460-00-4	4-Bromofluorobenzene (Surr)	98		73-120
1868-53-7	Dibromofluoromethane (Surr)	101		75-123
17060-07-0	1,2-Dichloroethane-d4 (Surr)	105		77-120
2037-26-5	Toluene-d8 (Surr)	101		80-120

FORM I
GC/MS VOA ORGANICS ANALYSIS DATA SHEET
TENTATIVELY IDENTIFIED COMPOUNDS

Lab Name: Eurofins TestAmerica, Buffalo Job No.: 480-192288-1
 SDG No.: _____
 Client Sample ID: MW-05D Lab Sample ID: 480-192288-8
 Matrix: Water Lab File ID: C0440.D
 Analysis Method: 8260C Date Collected: 11/10/2021 10:32
 Sample wt/vol: 5(mL) Date Analyzed: 11/14/2021 18:53
 Soil Aliquot Vol: _____ Dilution Factor: 1
 Soil Extract Vol.: _____ GC Column: ZB-624 (20) ID: 0.18(mm)
 % Moisture: _____ Level: (low/med) Low
 Analysis Batch No.: 604854 Units: ug/L
 Number TICs Found: 0 TIC Result Total: 0

CAS NO.	COMPOUND NAME	RT	RESULT	Q	MATCH QUALITY
	Tentatively Identified Compound		None		

FORM I
GC/MS VOA ORGANICS ANALYSIS DATA SHEET

Lab Name: Eurofins TestAmerica, Buffalo Job No.: 480-192288-1
 SDG No.: _____
 Client Sample ID: MW-B1S Lab Sample ID: 480-192288-9
 Matrix: Water Lab File ID: C0441.D
 Analysis Method: 8260C Date Collected: 11/10/2021 10:55
 Sample wt/vol: 5(mL) Date Analyzed: 11/14/2021 19:15
 Soil Aliquot Vol: _____ Dilution Factor: 1
 Soil Extract Vol.: _____ GC Column: ZB-624 (20) ID: 0.18 (mm)
 % Moisture: _____ Level: (low/med) Low
 Analysis Batch No.: 604854 Units: ug/L

CAS NO.	COMPOUND NAME	RESULT	Q	RL	MDL
67-64-1	Acetone	ND		10	3.0
71-43-2	Benzene	ND		1.0	0.41
75-27-4	Bromodichloromethane	ND		1.0	0.39
75-25-2	Bromoform	ND		1.0	0.26
74-83-9	Bromomethane	ND		1.0	0.69
78-93-3	2-Butanone (MEK)	ND		10	1.3
75-15-0	Carbon disulfide	ND		1.0	0.19
56-23-5	Carbon tetrachloride	ND		1.0	0.27
108-90-7	Chlorobenzene	ND		1.0	0.75
75-00-3	Chloroethane	ND		1.0	0.32
67-66-3	Chloroform	ND		1.0	0.34
74-87-3	Chloromethane	ND		1.0	0.35
156-59-2	cis-1,2-Dichloroethene	ND		1.0	0.81
10061-01-5	cis-1,3-Dichloropropene	ND		1.0	0.36
110-82-7	Cyclohexane	ND		1.0	0.18
124-48-1	Dibromochloromethane	ND		1.0	0.32
96-12-8	1,2-Dibromo-3-Chloropropane	ND		1.0	0.39
106-93-4	1,2-Dibromoethane	ND		1.0	0.73
95-50-1	1,2-Dichlorobenzene	ND		1.0	0.79
541-73-1	1,3-Dichlorobenzene	ND		1.0	0.78
106-46-7	1,4-Dichlorobenzene	ND		1.0	0.84
75-71-8	Dichlorodifluoromethane	ND		1.0	0.68
75-34-3	1,1-Dichloroethane	ND		1.0	0.38
107-06-2	1,2-Dichloroethane	ND		1.0	0.21
75-35-4	1,1-Dichloroethene	ND		1.0	0.29
78-87-5	1,2-Dichloropropane	ND		1.0	0.72
100-41-4	Ethylbenzene	ND		1.0	0.74
591-78-6	2-Hexanone	ND		5.0	1.2
98-82-8	Isopropylbenzene	ND		1.0	0.79
79-20-9	Methyl acetate	ND		2.5	1.3
108-87-2	Methylcyclohexane	ND		1.0	0.16
75-09-2	Methylene Chloride	ND		1.0	0.44
108-10-1	4-Methyl-2-pentanone (MIBK)	ND		5.0	2.1
1634-04-4	Methyl tert-butyl ether	ND		1.0	0.16
100-42-5	Styrene	ND		1.0	0.73
79-34-5	1,1,2,2-Tetrachloroethane	ND		1.0	0.21

FORM I
GC/MS VOA ORGANICS ANALYSIS DATA SHEET

Lab Name: Eurofins TestAmerica, Buffalo Job No.: 480-192288-1
 SDG No.: _____
 Client Sample ID: MW-B1S Lab Sample ID: 480-192288-9
 Matrix: Water Lab File ID: C0441.D
 Analysis Method: 8260C Date Collected: 11/10/2021 10:55
 Sample wt/vol: 5(mL) Date Analyzed: 11/14/2021 19:15
 Soil Aliquot Vol: _____ Dilution Factor: 1
 Soil Extract Vol.: _____ GC Column: ZB-624 (20) ID: 0.18 (mm)
 % Moisture: _____ Level: (low/med) Low
 Analysis Batch No.: 604854 Units: ug/L

CAS NO.	COMPOUND NAME	RESULT	Q	RL	MDL
127-18-4	Tetrachloroethene	ND		1.0	0.36
108-88-3	Toluene	ND		1.0	0.51
156-60-5	trans-1,2-Dichloroethene	ND		1.0	0.90
10061-02-6	trans-1,3-Dichloropropene	ND		1.0	0.37
120-82-1	1,2,4-Trichlorobenzene	ND		1.0	0.41
71-55-6	1,1,1-Trichloroethane	ND		1.0	0.82
79-00-5	1,1,2-Trichloroethane	ND		1.0	0.23
79-01-6	Trichloroethene	ND		1.0	0.46
75-69-4	Trichlorofluoromethane	ND		1.0	0.88
76-13-1	1,1,2-Trichloro-1,2,2-trifluoroethane	ND		1.0	0.31
75-01-4	Vinyl chloride	ND		1.0	0.90
1330-20-7	Xylenes, Total	ND		2.0	0.66

CAS NO.	SURROGATE	%REC	Q	LIMITS
460-00-4	4-Bromofluorobenzene (Surr)	95		73-120
1868-53-7	Dibromofluoromethane (Surr)	99		75-123
17060-07-0	1,2-Dichloroethane-d4 (Surr)	102		77-120
2037-26-5	Toluene-d8 (Surr)	98		80-120

FORM I
GC/MS VOA ORGANICS ANALYSIS DATA SHEET
TENTATIVELY IDENTIFIED COMPOUNDS

Lab Name: Eurofins TestAmerica, Buffalo Job No.: 480-192288-1
 SDG No.: _____
 Client Sample ID: MW-B1S Lab Sample ID: 480-192288-9
 Matrix: Water Lab File ID: C0441.D
 Analysis Method: 8260C Date Collected: 11/10/2021 10:55
 Sample wt/vol: 5(mL) Date Analyzed: 11/14/2021 19:15
 Soil Aliquot Vol: _____ Dilution Factor: 1
 Soil Extract Vol.: _____ GC Column: ZB-624 (20) ID: 0.18(mm)
 % Moisture: _____ Level: (low/med) Low
 Analysis Batch No.: 604854 Units: ug/L
 Number TICs Found: 0 TIC Result Total: 0

CAS NO.	COMPOUND NAME	RT	RESULT	Q	MATCH QUALITY
	Tentatively Identified Compound		None		

FORM I
GC/MS VOA ORGANICS ANALYSIS DATA SHEET

Lab Name: Eurofins TestAmerica, Buffalo Job No.: 480-192288-1
 SDG No.: _____
 Client Sample ID: MW-B1D Lab Sample ID: 480-192288-10
 Matrix: Water Lab File ID: C0442.D
 Analysis Method: 8260C Date Collected: 11/10/2021 11:10
 Sample wt/vol: 5(mL) Date Analyzed: 11/14/2021 19:38
 Soil Aliquot Vol: _____ Dilution Factor: 1
 Soil Extract Vol.: _____ GC Column: ZB-624 (20) ID: 0.18 (mm)
 % Moisture: _____ Level: (low/med) Low
 Analysis Batch No.: 604854 Units: ug/L

CAS NO.	COMPOUND NAME	RESULT	Q	RL	MDL
67-64-1	Acetone	ND		10	3.0
71-43-2	Benzene	ND		1.0	0.41
75-27-4	Bromodichloromethane	ND		1.0	0.39
75-25-2	Bromoform	ND		1.0	0.26
74-83-9	Bromomethane	ND		1.0	0.69
78-93-3	2-Butanone (MEK)	ND		10	1.3
75-15-0	Carbon disulfide	ND		1.0	0.19
56-23-5	Carbon tetrachloride	ND		1.0	0.27
108-90-7	Chlorobenzene	ND		1.0	0.75
75-00-3	Chloroethane	ND		1.0	0.32
67-66-3	Chloroform	ND		1.0	0.34
74-87-3	Chloromethane	ND		1.0	0.35
156-59-2	cis-1,2-Dichloroethene	ND		1.0	0.81
10061-01-5	cis-1,3-Dichloropropene	ND		1.0	0.36
110-82-7	Cyclohexane	ND		1.0	0.18
124-48-1	Dibromochloromethane	ND		1.0	0.32
96-12-8	1,2-Dibromo-3-Chloropropane	ND		1.0	0.39
106-93-4	1,2-Dibromoethane	ND		1.0	0.73
95-50-1	1,2-Dichlorobenzene	ND		1.0	0.79
541-73-1	1,3-Dichlorobenzene	ND		1.0	0.78
106-46-7	1,4-Dichlorobenzene	ND		1.0	0.84
75-71-8	Dichlorodifluoromethane	ND		1.0	0.68
75-34-3	1,1-Dichloroethane	ND		1.0	0.38
107-06-2	1,2-Dichloroethane	ND		1.0	0.21
75-35-4	1,1-Dichloroethene	ND		1.0	0.29
78-87-5	1,2-Dichloropropane	ND		1.0	0.72
100-41-4	Ethylbenzene	ND		1.0	0.74
591-78-6	2-Hexanone	ND		5.0	1.2
98-82-8	Isopropylbenzene	ND		1.0	0.79
79-20-9	Methyl acetate	ND		2.5	1.3
108-87-2	Methylcyclohexane	ND		1.0	0.16
75-09-2	Methylene Chloride	ND		1.0	0.44
108-10-1	4-Methyl-2-pentanone (MIBK)	ND		5.0	2.1
1634-04-4	Methyl tert-butyl ether	ND		1.0	0.16
100-42-5	Styrene	ND		1.0	0.73
79-34-5	1,1,2,2-Tetrachloroethane	ND		1.0	0.21

FORM I
GC/MS VOA ORGANICS ANALYSIS DATA SHEET

Lab Name: Eurofins TestAmerica, Buffalo Job No.: 480-192288-1
 SDG No.: _____
 Client Sample ID: MW-B1D Lab Sample ID: 480-192288-10
 Matrix: Water Lab File ID: C0442.D
 Analysis Method: 8260C Date Collected: 11/10/2021 11:10
 Sample wt/vol: 5(mL) Date Analyzed: 11/14/2021 19:38
 Soil Aliquot Vol: _____ Dilution Factor: 1
 Soil Extract Vol.: _____ GC Column: ZB-624 (20) ID: 0.18 (mm)
 % Moisture: _____ Level: (low/med) Low
 Analysis Batch No.: 604854 Units: ug/L

CAS NO.	COMPOUND NAME	RESULT	Q	RL	MDL
127-18-4	Tetrachloroethene	ND		1.0	0.36
108-88-3	Toluene	ND		1.0	0.51
156-60-5	trans-1,2-Dichloroethene	ND		1.0	0.90
10061-02-6	trans-1,3-Dichloropropene	ND		1.0	0.37
120-82-1	1,2,4-Trichlorobenzene	ND		1.0	0.41
71-55-6	1,1,1-Trichloroethane	ND		1.0	0.82
79-00-5	1,1,2-Trichloroethane	ND		1.0	0.23
79-01-6	Trichloroethene	ND		1.0	0.46
75-69-4	Trichlorofluoromethane	ND		1.0	0.88
76-13-1	1,1,2-Trichloro-1,2,2-trifluoroethane	ND		1.0	0.31
75-01-4	Vinyl chloride	ND		1.0	0.90
1330-20-7	Xylenes, Total	ND		2.0	0.66

CAS NO.	SURROGATE	%REC	Q	LIMITS
460-00-4	4-Bromofluorobenzene (Surr)	93		73-120
1868-53-7	Dibromofluoromethane (Surr)	102		75-123
17060-07-0	1,2-Dichloroethane-d4 (Surr)	104		77-120
2037-26-5	Toluene-d8 (Surr)	96		80-120

FORM I
GC/MS VOA ORGANICS ANALYSIS DATA SHEET
TENTATIVELY IDENTIFIED COMPOUNDS

Lab Name: Eurofins TestAmerica, Buffalo Job No.: 480-192288-1
 SDG No.: _____
 Client Sample ID: MW-B1D Lab Sample ID: 480-192288-10
 Matrix: Water Lab File ID: C0442.D
 Analysis Method: 8260C Date Collected: 11/10/2021 11:10
 Sample wt/vol: 5(mL) Date Analyzed: 11/14/2021 19:38
 Soil Aliquot Vol: _____ Dilution Factor: 1
 Soil Extract Vol.: _____ GC Column: ZB-624 (20) ID: 0.18(mm)
 % Moisture: _____ Level: (low/med) Low
 Analysis Batch No.: 604854 Units: ug/L
 Number TICs Found: 0 TIC Result Total: 0

CAS NO.	COMPOUND NAME	RT	RESULT	Q	MATCH QUALITY
	Tentatively Identified Compound		None		

FORM I
GC/MS VOA ORGANICS ANALYSIS DATA SHEET

Lab Name: Eurofins TestAmerica, Buffalo Job No.: 480-192288-1
 SDG No.: _____
 Client Sample ID: MW-07S Lab Sample ID: 480-192288-11
 Matrix: Water Lab File ID: C0443.D
 Analysis Method: 8260C Date Collected: 11/10/2021 11:55
 Sample wt/vol: 5(mL) Date Analyzed: 11/14/2021 20:01
 Soil Aliquot Vol: _____ Dilution Factor: 1
 Soil Extract Vol.: _____ GC Column: ZB-624 (20) ID: 0.18 (mm)
 % Moisture: _____ Level: (low/med) Low
 Analysis Batch No.: 604854 Units: ug/L

CAS NO.	COMPOUND NAME	RESULT	Q	RL	MDL
67-64-1	Acetone	ND		10	3.0
71-43-2	Benzene	ND		1.0	0.41
75-27-4	Bromodichloromethane	ND		1.0	0.39
75-25-2	Bromoform	ND		1.0	0.26
74-83-9	Bromomethane	ND		1.0	0.69
78-93-3	2-Butanone (MEK)	ND		10	1.3
75-15-0	Carbon disulfide	ND		1.0	0.19
56-23-5	Carbon tetrachloride	ND		1.0	0.27
108-90-7	Chlorobenzene	ND		1.0	0.75
75-00-3	Chloroethane	ND		1.0	0.32
67-66-3	Chloroform	ND		1.0	0.34
74-87-3	Chloromethane	ND		1.0	0.35
156-59-2	cis-1,2-Dichloroethene	ND		1.0	0.81
10061-01-5	cis-1,3-Dichloropropene	ND		1.0	0.36
110-82-7	Cyclohexane	ND		1.0	0.18
124-48-1	Dibromochloromethane	ND		1.0	0.32
96-12-8	1,2-Dibromo-3-Chloropropane	ND		1.0	0.39
106-93-4	1,2-Dibromoethane	ND		1.0	0.73
95-50-1	1,2-Dichlorobenzene	ND		1.0	0.79
541-73-1	1,3-Dichlorobenzene	ND		1.0	0.78
106-46-7	1,4-Dichlorobenzene	ND		1.0	0.84
75-71-8	Dichlorodifluoromethane	ND		1.0	0.68
75-34-3	1,1-Dichloroethane	ND		1.0	0.38
107-06-2	1,2-Dichloroethane	ND		1.0	0.21
75-35-4	1,1-Dichloroethene	ND		1.0	0.29
78-87-5	1,2-Dichloropropane	ND		1.0	0.72
100-41-4	Ethylbenzene	ND		1.0	0.74
591-78-6	2-Hexanone	ND		5.0	1.2
98-82-8	Isopropylbenzene	ND		1.0	0.79
79-20-9	Methyl acetate	ND		2.5	1.3
108-87-2	Methylcyclohexane	ND		1.0	0.16
75-09-2	Methylene Chloride	ND		1.0	0.44
108-10-1	4-Methyl-2-pentanone (MIBK)	ND		5.0	2.1
1634-04-4	Methyl tert-butyl ether	ND		1.0	0.16
100-42-5	Styrene	ND		1.0	0.73
79-34-5	1,1,2,2-Tetrachloroethane	ND		1.0	0.21

FORM I
GC/MS VOA ORGANICS ANALYSIS DATA SHEET

Lab Name: Eurofins TestAmerica, Buffalo Job No.: 480-192288-1
 SDG No.: _____
 Client Sample ID: MW-07S Lab Sample ID: 480-192288-11
 Matrix: Water Lab File ID: C0443.D
 Analysis Method: 8260C Date Collected: 11/10/2021 11:55
 Sample wt/vol: 5(mL) Date Analyzed: 11/14/2021 20:01
 Soil Aliquot Vol: _____ Dilution Factor: 1
 Soil Extract Vol.: _____ GC Column: ZB-624 (20) ID: 0.18 (mm)
 % Moisture: _____ Level: (low/med) Low
 Analysis Batch No.: 604854 Units: ug/L

CAS NO.	COMPOUND NAME	RESULT	Q	RL	MDL
127-18-4	Tetrachloroethene	ND		1.0	0.36
108-88-3	Toluene	ND		1.0	0.51
156-60-5	trans-1,2-Dichloroethene	ND		1.0	0.90
10061-02-6	trans-1,3-Dichloropropene	ND		1.0	0.37
120-82-1	1,2,4-Trichlorobenzene	ND		1.0	0.41
71-55-6	1,1,1-Trichloroethane	ND		1.0	0.82
79-00-5	1,1,2-Trichloroethane	ND		1.0	0.23
79-01-6	Trichloroethene	ND		1.0	0.46
75-69-4	Trichlorofluoromethane	ND		1.0	0.88
76-13-1	1,1,2-Trichloro-1,2,2-trifluoroethane	ND		1.0	0.31
75-01-4	Vinyl chloride	ND		1.0	0.90
1330-20-7	Xylenes, Total	ND		2.0	0.66

CAS NO.	SURROGATE	%REC	Q	LIMITS
460-00-4	4-Bromofluorobenzene (Surr)	96		73-120
1868-53-7	Dibromofluoromethane (Surr)	99		75-123
17060-07-0	1,2-Dichloroethane-d4 (Surr)	101		77-120
2037-26-5	Toluene-d8 (Surr)	95		80-120

FORM I
GC/MS VOA ORGANICS ANALYSIS DATA SHEET
TENTATIVELY IDENTIFIED COMPOUNDS

Lab Name: Eurofins TestAmerica, Buffalo Job No.: 480-192288-1
 SDG No.: _____
 Client Sample ID: MW-07S Lab Sample ID: 480-192288-11
 Matrix: Water Lab File ID: C0443.D
 Analysis Method: 8260C Date Collected: 11/10/2021 11:55
 Sample wt/vol: 5(mL) Date Analyzed: 11/14/2021 20:01
 Soil Aliquot Vol: _____ Dilution Factor: 1
 Soil Extract Vol.: _____ GC Column: ZB-624 (20) ID: 0.18(mm)
 % Moisture: _____ Level: (low/med) Low
 Analysis Batch No.: 604854 Units: ug/L
 Number TICs Found: 0 TIC Result Total: 0

CAS NO.	COMPOUND NAME	RT	RESULT	Q	MATCH QUALITY
	Tentatively Identified Compound		None		

FORM I
GC/MS VOA ORGANICS ANALYSIS DATA SHEET

Lab Name: Eurofins TestAmerica, Buffalo Job No.: 480-192288-1
 SDG No.: _____
 Client Sample ID: MW-07I Lab Sample ID: 480-192288-12
 Matrix: Water Lab File ID: C0444.D
 Analysis Method: 8260C Date Collected: 11/10/2021 12:50
 Sample wt/vol: 5(mL) Date Analyzed: 11/14/2021 20:24
 Soil Aliquot Vol: _____ Dilution Factor: 1
 Soil Extract Vol.: _____ GC Column: ZB-624 (20) ID: 0.18 (mm)
 % Moisture: _____ Level: (low/med) Low
 Analysis Batch No.: 604854 Units: ug/L

CAS NO.	COMPOUND NAME	RESULT	Q	RL	MDL
67-64-1	Acetone	ND		10	3.0
71-43-2	Benzene	ND		1.0	0.41
75-27-4	Bromodichloromethane	ND		1.0	0.39
75-25-2	Bromoform	ND		1.0	0.26
74-83-9	Bromomethane	ND		1.0	0.69
78-93-3	2-Butanone (MEK)	ND		10	1.3
75-15-0	Carbon disulfide	ND		1.0	0.19
56-23-5	Carbon tetrachloride	ND		1.0	0.27
108-90-7	Chlorobenzene	ND		1.0	0.75
75-00-3	Chloroethane	ND		1.0	0.32
67-66-3	Chloroform	ND		1.0	0.34
74-87-3	Chloromethane	ND		1.0	0.35
156-59-2	cis-1,2-Dichloroethene	ND		1.0	0.81
10061-01-5	cis-1,3-Dichloropropene	ND		1.0	0.36
110-82-7	Cyclohexane	ND		1.0	0.18
124-48-1	Dibromochloromethane	ND		1.0	0.32
96-12-8	1,2-Dibromo-3-Chloropropane	ND		1.0	0.39
106-93-4	1,2-Dibromoethane	ND		1.0	0.73
95-50-1	1,2-Dichlorobenzene	ND		1.0	0.79
541-73-1	1,3-Dichlorobenzene	ND		1.0	0.78
106-46-7	1,4-Dichlorobenzene	ND		1.0	0.84
75-71-8	Dichlorodifluoromethane	ND		1.0	0.68
75-34-3	1,1-Dichloroethane	ND		1.0	0.38
107-06-2	1,2-Dichloroethane	ND		1.0	0.21
75-35-4	1,1-Dichloroethene	ND		1.0	0.29
78-87-5	1,2-Dichloropropane	ND		1.0	0.72
100-41-4	Ethylbenzene	ND		1.0	0.74
591-78-6	2-Hexanone	ND		5.0	1.2
98-82-8	Isopropylbenzene	ND		1.0	0.79
79-20-9	Methyl acetate	ND		2.5	1.3
108-87-2	Methylcyclohexane	ND		1.0	0.16
75-09-2	Methylene Chloride	ND		1.0	0.44
108-10-1	4-Methyl-2-pentanone (MIBK)	ND		5.0	2.1
1634-04-4	Methyl tert-butyl ether	ND		1.0	0.16
100-42-5	Styrene	ND		1.0	0.73
79-34-5	1,1,2,2-Tetrachloroethane	ND		1.0	0.21

FORM I
GC/MS VOA ORGANICS ANALYSIS DATA SHEET

Lab Name: Eurofins TestAmerica, Buffalo Job No.: 480-192288-1
 SDG No.: _____
 Client Sample ID: MW-07I Lab Sample ID: 480-192288-12
 Matrix: Water Lab File ID: C0444.D
 Analysis Method: 8260C Date Collected: 11/10/2021 12:50
 Sample wt/vol: 5(mL) Date Analyzed: 11/14/2021 20:24
 Soil Aliquot Vol: _____ Dilution Factor: 1
 Soil Extract Vol.: _____ GC Column: ZB-624 (20) ID: 0.18 (mm)
 % Moisture: _____ Level: (low/med) Low
 Analysis Batch No.: 604854 Units: ug/L

CAS NO.	COMPOUND NAME	RESULT	Q	RL	MDL
127-18-4	Tetrachloroethene	ND		1.0	0.36
108-88-3	Toluene	ND		1.0	0.51
156-60-5	trans-1,2-Dichloroethene	ND		1.0	0.90
10061-02-6	trans-1,3-Dichloropropene	ND		1.0	0.37
120-82-1	1,2,4-Trichlorobenzene	ND		1.0	0.41
71-55-6	1,1,1-Trichloroethane	ND		1.0	0.82
79-00-5	1,1,2-Trichloroethane	ND		1.0	0.23
79-01-6	Trichloroethene	ND		1.0	0.46
75-69-4	Trichlorofluoromethane	ND		1.0	0.88
76-13-1	1,1,2-Trichloro-1,2,2-trifluoroethane	ND		1.0	0.31
75-01-4	Vinyl chloride	ND		1.0	0.90
1330-20-7	Xylenes, Total	ND		2.0	0.66

CAS NO.	SURROGATE	%REC	Q	LIMITS
460-00-4	4-Bromofluorobenzene (Surr)	100		73-120
1868-53-7	Dibromofluoromethane (Surr)	103		75-123
17060-07-0	1,2-Dichloroethane-d4 (Surr)	106		77-120
2037-26-5	Toluene-d8 (Surr)	101		80-120

FORM I
GC/MS VOA ORGANICS ANALYSIS DATA SHEET
TENTATIVELY IDENTIFIED COMPOUNDS

Lab Name: Eurofins TestAmerica, Buffalo Job No.: 480-192288-1
 SDG No.: _____
 Client Sample ID: MW-07I Lab Sample ID: 480-192288-12
 Matrix: Water Lab File ID: C0444.D
 Analysis Method: 8260C Date Collected: 11/10/2021 12:50
 Sample wt/vol: 5(mL) Date Analyzed: 11/14/2021 20:24
 Soil Aliquot Vol: _____ Dilution Factor: 1
 Soil Extract Vol.: _____ GC Column: ZB-624 (20) ID: 0.18(mm)
 % Moisture: _____ Level: (low/med) Low
 Analysis Batch No.: 604854 Units: ug/L
 Number TICs Found: 0 TIC Result Total: 0

CAS NO.	COMPOUND NAME	RT	RESULT	Q	MATCH QUALITY
	Tentatively Identified Compound		None		

FORM I
GC/MS VOA ORGANICS ANALYSIS DATA SHEET

Lab Name: Eurofins TestAmerica, Buffalo Job No.: 480-192288-1
 SDG No.: _____
 Client Sample ID: MW-10S Lab Sample ID: 480-192288-13
 Matrix: Water Lab File ID: C0445.D
 Analysis Method: 8260C Date Collected: 11/10/2021 13:45
 Sample wt/vol: 5(mL) Date Analyzed: 11/14/2021 20:46
 Soil Aliquot Vol: _____ Dilution Factor: 4
 Soil Extract Vol.: _____ GC Column: ZB-624 (20) ID: 0.18 (mm)
 % Moisture: _____ Level: (low/med) Low
 Analysis Batch No.: 604854 Units: ug/L

CAS NO.	COMPOUND NAME	RESULT	Q	RL	MDL
67-64-1	Acetone	ND		40	12
71-43-2	Benzene	ND		4.0	1.6
75-27-4	Bromodichloromethane	ND		4.0	1.6
75-25-2	Bromoform	ND		4.0	1.0
74-83-9	Bromomethane	ND		4.0	2.8
78-93-3	2-Butanone (MEK)	ND		40	5.3
75-15-0	Carbon disulfide	ND		4.0	0.76
56-23-5	Carbon tetrachloride	ND		4.0	1.1
108-90-7	Chlorobenzene	ND		4.0	3.0
75-00-3	Chloroethane	ND		4.0	1.3
67-66-3	Chloroform	ND		4.0	1.4
74-87-3	Chloromethane	ND		4.0	1.4
156-59-2	cis-1,2-Dichloroethene	ND		4.0	3.2
10061-01-5	cis-1,3-Dichloropropene	ND		4.0	1.4
110-82-7	Cyclohexane	ND		4.0	0.72
124-48-1	Dibromochloromethane	ND		4.0	1.3
96-12-8	1,2-Dibromo-3-Chloropropane	ND		4.0	1.6
106-93-4	1,2-Dibromoethane	ND		4.0	2.9
95-50-1	1,2-Dichlorobenzene	ND		4.0	3.2
541-73-1	1,3-Dichlorobenzene	ND		4.0	3.1
106-46-7	1,4-Dichlorobenzene	ND		4.0	3.4
75-71-8	Dichlorodifluoromethane	ND		4.0	2.7
75-34-3	1,1-Dichloroethane	ND		4.0	1.5
107-06-2	1,2-Dichloroethane	ND		4.0	0.84
75-35-4	1,1-Dichloroethene	ND		4.0	1.2
78-87-5	1,2-Dichloropropane	ND		4.0	2.9
100-41-4	Ethylbenzene	ND		4.0	3.0
591-78-6	2-Hexanone	ND		20	5.0
98-82-8	Isopropylbenzene	ND		4.0	3.2
79-20-9	Methyl acetate	ND		10	5.2
108-87-2	Methylcyclohexane	ND		4.0	0.64
75-09-2	Methylene Chloride	ND		4.0	1.8
108-10-1	4-Methyl-2-pentanone (MIBK)	ND		20	8.4
1634-04-4	Methyl tert-butyl ether	ND		4.0	0.64
100-42-5	Styrene	ND		4.0	2.9
79-34-5	1,1,2,2-Tetrachloroethane	ND		4.0	0.84

FORM I
GC/MS VOA ORGANICS ANALYSIS DATA SHEET

Lab Name: Eurofins TestAmerica, Buffalo Job No.: 480-192288-1
 SDG No.: _____
 Client Sample ID: MW-10S Lab Sample ID: 480-192288-13
 Matrix: Water Lab File ID: C0445.D
 Analysis Method: 8260C Date Collected: 11/10/2021 13:45
 Sample wt/vol: 5(mL) Date Analyzed: 11/14/2021 20:46
 Soil Aliquot Vol: _____ Dilution Factor: 4
 Soil Extract Vol.: _____ GC Column: ZB-624 (20) ID: 0.18 (mm)
 % Moisture: _____ Level: (low/med) Low
 Analysis Batch No.: 604854 Units: ug/L

CAS NO.	COMPOUND NAME	RESULT	Q	RL	MDL
127-18-4	Tetrachloroethene	ND		4.0	1.4
108-88-3	Toluene	ND		4.0	2.0
156-60-5	trans-1,2-Dichloroethene	ND		4.0	3.6
10061-02-6	trans-1,3-Dichloropropene	ND		4.0	1.5
120-82-1	1,2,4-Trichlorobenzene	ND		4.0	1.6
71-55-6	1,1,1-Trichloroethane	ND		4.0	3.3
79-00-5	1,1,2-Trichloroethane	ND		4.0	0.92
79-01-6	Trichloroethene	ND		4.0	1.8
75-69-4	Trichlorofluoromethane	ND		4.0	3.5
76-13-1	1,1,2-Trichloro-1,2,2-trifluoroethane	ND		4.0	1.2
75-01-4	Vinyl chloride	ND		4.0	3.6
1330-20-7	Xylenes, Total	ND		8.0	2.6

CAS NO.	SURROGATE	%REC	Q	LIMITS
460-00-4	4-Bromofluorobenzene (Surr)	96		73-120
1868-53-7	Dibromofluoromethane (Surr)	100		75-123
17060-07-0	1,2-Dichloroethane-d4 (Surr)	101		77-120
2037-26-5	Toluene-d8 (Surr)	97		80-120

FORM I
GC/MS VOA ORGANICS ANALYSIS DATA SHEET
TENTATIVELY IDENTIFIED COMPOUNDS

Lab Name: Eurofins TestAmerica, Buffalo Job No.: 480-192288-1
 SDG No.: _____
 Client Sample ID: MW-10S Lab Sample ID: 480-192288-13
 Matrix: Water Lab File ID: C0445.D
 Analysis Method: 8260C Date Collected: 11/10/2021 13:45
 Sample wt/vol: 5(mL) Date Analyzed: 11/14/2021 20:46
 Soil Aliquot Vol: _____ Dilution Factor: 4
 Soil Extract Vol.: _____ GC Column: ZB-624 (20) ID: 0.18(mm)
 % Moisture: _____ Level: (low/med) Low
 Analysis Batch No.: 604854 Units: ug/L
 Number TICs Found: 2 TIC Result Total: 23

CAS NO.	COMPOUND NAME	RT	RESULT	Q	MATCH QUALITY
	Unknown	9.62	11	T J	
	Unknown	10.52	12	T J	

FORM I
GC/MS VOA ORGANICS ANALYSIS DATA SHEET

Lab Name: Eurofins TestAmerica, Buffalo Job No.: 480-192288-1
 SDG No.: _____
 Client Sample ID: MW-10I Lab Sample ID: 480-192288-14
 Matrix: Water Lab File ID: C0446.D
 Analysis Method: 8260C Date Collected: 11/10/2021 14:40
 Sample wt/vol: 5(mL) Date Analyzed: 11/14/2021 21:09
 Soil Aliquot Vol: _____ Dilution Factor: 1
 Soil Extract Vol.: _____ GC Column: ZB-624 (20) ID: 0.18(mm)
 % Moisture: _____ Level: (low/med) Low
 Analysis Batch No.: 604854 Units: ug/L

CAS NO.	COMPOUND NAME	RESULT	Q	RL	MDL
67-64-1	Acetone	ND		10	3.0
71-43-2	Benzene	ND		1.0	0.41
75-27-4	Bromodichloromethane	ND		1.0	0.39
75-25-2	Bromoform	ND		1.0	0.26
74-83-9	Bromomethane	ND		1.0	0.69
78-93-3	2-Butanone (MEK)	ND		10	1.3
75-15-0	Carbon disulfide	ND		1.0	0.19
56-23-5	Carbon tetrachloride	ND		1.0	0.27
108-90-7	Chlorobenzene	ND		1.0	0.75
75-00-3	Chloroethane	ND		1.0	0.32
67-66-3	Chloroform	ND		1.0	0.34
74-87-3	Chloromethane	ND		1.0	0.35
156-59-2	cis-1,2-Dichloroethene	ND		1.0	0.81
10061-01-5	cis-1,3-Dichloropropene	ND		1.0	0.36
110-82-7	Cyclohexane	ND		1.0	0.18
124-48-1	Dibromochloromethane	ND		1.0	0.32
96-12-8	1,2-Dibromo-3-Chloropropane	ND		1.0	0.39
106-93-4	1,2-Dibromoethane	ND		1.0	0.73
95-50-1	1,2-Dichlorobenzene	ND		1.0	0.79
541-73-1	1,3-Dichlorobenzene	ND		1.0	0.78
106-46-7	1,4-Dichlorobenzene	ND		1.0	0.84
75-71-8	Dichlorodifluoromethane	ND		1.0	0.68
75-34-3	1,1-Dichloroethane	ND		1.0	0.38
107-06-2	1,2-Dichloroethane	ND		1.0	0.21
75-35-4	1,1-Dichloroethene	ND		1.0	0.29
78-87-5	1,2-Dichloropropane	ND		1.0	0.72
100-41-4	Ethylbenzene	ND		1.0	0.74
591-78-6	2-Hexanone	ND		5.0	1.2
98-82-8	Isopropylbenzene	ND		1.0	0.79
79-20-9	Methyl acetate	ND		2.5	1.3
108-87-2	Methylcyclohexane	ND		1.0	0.16
75-09-2	Methylene Chloride	ND		1.0	0.44
108-10-1	4-Methyl-2-pentanone (MIBK)	ND		5.0	2.1
1634-04-4	Methyl tert-butyl ether	ND		1.0	0.16
100-42-5	Styrene	ND		1.0	0.73
79-34-5	1,1,2,2-Tetrachloroethane	ND		1.0	0.21

FORM I
GC/MS VOA ORGANICS ANALYSIS DATA SHEET

Lab Name: Eurofins TestAmerica, Buffalo Job No.: 480-192288-1
 SDG No.: _____
 Client Sample ID: MW-10I Lab Sample ID: 480-192288-14
 Matrix: Water Lab File ID: C0446.D
 Analysis Method: 8260C Date Collected: 11/10/2021 14:40
 Sample wt/vol: 5(mL) Date Analyzed: 11/14/2021 21:09
 Soil Aliquot Vol: _____ Dilution Factor: 1
 Soil Extract Vol.: _____ GC Column: ZB-624 (20) ID: 0.18 (mm)
 % Moisture: _____ Level: (low/med) Low
 Analysis Batch No.: 604854 Units: ug/L

CAS NO.	COMPOUND NAME	RESULT	Q	RL	MDL
127-18-4	Tetrachloroethene	ND		1.0	0.36
108-88-3	Toluene	ND		1.0	0.51
156-60-5	trans-1,2-Dichloroethene	ND		1.0	0.90
10061-02-6	trans-1,3-Dichloropropene	ND		1.0	0.37
120-82-1	1,2,4-Trichlorobenzene	ND		1.0	0.41
71-55-6	1,1,1-Trichloroethane	ND		1.0	0.82
79-00-5	1,1,2-Trichloroethane	ND		1.0	0.23
79-01-6	Trichloroethene	ND		1.0	0.46
75-69-4	Trichlorofluoromethane	ND		1.0	0.88
76-13-1	1,1,2-Trichloro-1,2,2-trifluoroethane	ND		1.0	0.31
75-01-4	Vinyl chloride	ND		1.0	0.90
1330-20-7	Xylenes, Total	ND		2.0	0.66

CAS NO.	SURROGATE	%REC	Q	LIMITS
460-00-4	4-Bromofluorobenzene (Surr)	104		73-120
1868-53-7	Dibromofluoromethane (Surr)	107		75-123
17060-07-0	1,2-Dichloroethane-d4 (Surr)	105		77-120
2037-26-5	Toluene-d8 (Surr)	103		80-120

FORM I
GC/MS VOA ORGANICS ANALYSIS DATA SHEET
TENTATIVELY IDENTIFIED COMPOUNDS

Lab Name: Eurofins TestAmerica, Buffalo Job No.: 480-192288-1
 SDG No.: _____
 Client Sample ID: MW-10I Lab Sample ID: 480-192288-14
 Matrix: Water Lab File ID: C0446.D
 Analysis Method: 8260C Date Collected: 11/10/2021 14:40
 Sample wt/vol: 5(mL) Date Analyzed: 11/14/2021 21:09
 Soil Aliquot Vol: _____ Dilution Factor: 1
 Soil Extract Vol.: _____ GC Column: ZB-624 (20) ID: 0.18(mm)
 % Moisture: _____ Level: (low/med) Low
 Analysis Batch No.: 604854 Units: ug/L
 Number TICs Found: 0 TIC Result Total: 0

CAS NO.	COMPOUND NAME	RT	RESULT	Q	MATCH QUALITY
	Tentatively Identified Compound		None		

FORM I
GC/MS VOA ORGANICS ANALYSIS DATA SHEET

Lab Name: Eurofins TestAmerica, Buffalo Job No.: 480-192288-1
 SDG No.: _____
 Client Sample ID: MW-10D Lab Sample ID: 480-192288-15
 Matrix: Water Lab File ID: C0447.D
 Analysis Method: 8260C Date Collected: 11/10/2021 15:22
 Sample wt/vol: 5(mL) Date Analyzed: 11/14/2021 21:32
 Soil Aliquot Vol: _____ Dilution Factor: 1
 Soil Extract Vol.: _____ GC Column: ZB-624 (20) ID: 0.18 (mm)
 % Moisture: _____ Level: (low/med) Low
 Analysis Batch No.: 604854 Units: ug/L

CAS NO.	COMPOUND NAME	RESULT	Q	RL	MDL
67-64-1	Acetone	ND		10	3.0
71-43-2	Benzene	ND		1.0	0.41
75-27-4	Bromodichloromethane	ND		1.0	0.39
75-25-2	Bromoform	ND		1.0	0.26
74-83-9	Bromomethane	ND		1.0	0.69
78-93-3	2-Butanone (MEK)	ND		10	1.3
75-15-0	Carbon disulfide	ND		1.0	0.19
56-23-5	Carbon tetrachloride	ND		1.0	0.27
108-90-7	Chlorobenzene	ND		1.0	0.75
75-00-3	Chloroethane	ND		1.0	0.32
67-66-3	Chloroform	ND		1.0	0.34
74-87-3	Chloromethane	ND		1.0	0.35
156-59-2	cis-1,2-Dichloroethene	ND		1.0	0.81
10061-01-5	cis-1,3-Dichloropropene	ND		1.0	0.36
110-82-7	Cyclohexane	ND		1.0	0.18
124-48-1	Dibromochloromethane	ND		1.0	0.32
96-12-8	1,2-Dibromo-3-Chloropropane	ND		1.0	0.39
106-93-4	1,2-Dibromoethane	ND		1.0	0.73
95-50-1	1,2-Dichlorobenzene	ND		1.0	0.79
541-73-1	1,3-Dichlorobenzene	ND		1.0	0.78
106-46-7	1,4-Dichlorobenzene	ND		1.0	0.84
75-71-8	Dichlorodifluoromethane	ND		1.0	0.68
75-34-3	1,1-Dichloroethane	ND		1.0	0.38
107-06-2	1,2-Dichloroethane	ND		1.0	0.21
75-35-4	1,1-Dichloroethene	ND		1.0	0.29
78-87-5	1,2-Dichloropropane	ND		1.0	0.72
100-41-4	Ethylbenzene	ND		1.0	0.74
591-78-6	2-Hexanone	ND		5.0	1.2
98-82-8	Isopropylbenzene	ND		1.0	0.79
79-20-9	Methyl acetate	ND		2.5	1.3
108-87-2	Methylcyclohexane	ND		1.0	0.16
75-09-2	Methylene Chloride	ND		1.0	0.44
108-10-1	4-Methyl-2-pentanone (MIBK)	ND		5.0	2.1
1634-04-4	Methyl tert-butyl ether	ND		1.0	0.16
100-42-5	Styrene	ND		1.0	0.73
79-34-5	1,1,2,2-Tetrachloroethane	ND		1.0	0.21

FORM I
GC/MS VOA ORGANICS ANALYSIS DATA SHEET

Lab Name: Eurofins TestAmerica, Buffalo Job No.: 480-192288-1
 SDG No.: _____
 Client Sample ID: MW-10D Lab Sample ID: 480-192288-15
 Matrix: Water Lab File ID: C0447.D
 Analysis Method: 8260C Date Collected: 11/10/2021 15:22
 Sample wt/vol: 5(mL) Date Analyzed: 11/14/2021 21:32
 Soil Aliquot Vol: _____ Dilution Factor: 1
 Soil Extract Vol.: _____ GC Column: ZB-624 (20) ID: 0.18 (mm)
 % Moisture: _____ Level: (low/med) Low
 Analysis Batch No.: 604854 Units: ug/L

CAS NO.	COMPOUND NAME	RESULT	Q	RL	MDL
127-18-4	Tetrachloroethene	ND		1.0	0.36
108-88-3	Toluene	ND		1.0	0.51
156-60-5	trans-1,2-Dichloroethene	ND		1.0	0.90
10061-02-6	trans-1,3-Dichloropropene	ND		1.0	0.37
120-82-1	1,2,4-Trichlorobenzene	ND		1.0	0.41
71-55-6	1,1,1-Trichloroethane	ND		1.0	0.82
79-00-5	1,1,2-Trichloroethane	ND		1.0	0.23
79-01-6	Trichloroethene	ND		1.0	0.46
75-69-4	Trichlorofluoromethane	ND		1.0	0.88
76-13-1	1,1,2-Trichloro-1,2,2-trifluoroethane	ND		1.0	0.31
75-01-4	Vinyl chloride	ND		1.0	0.90
1330-20-7	Xylenes, Total	ND		2.0	0.66

CAS NO.	SURROGATE	%REC	Q	LIMITS
460-00-4	4-Bromofluorobenzene (Surr)	94		73-120
1868-53-7	Dibromofluoromethane (Surr)	103		75-123
17060-07-0	1,2-Dichloroethane-d4 (Surr)	106		77-120
2037-26-5	Toluene-d8 (Surr)	96		80-120

FORM I
GC/MS VOA ORGANICS ANALYSIS DATA SHEET
TENTATIVELY IDENTIFIED COMPOUNDS

Lab Name: Eurofins TestAmerica, Buffalo Job No.: 480-192288-1
 SDG No.: _____
 Client Sample ID: MW-10D Lab Sample ID: 480-192288-15
 Matrix: Water Lab File ID: C0447.D
 Analysis Method: 8260C Date Collected: 11/10/2021 15:22
 Sample wt/vol: 5(mL) Date Analyzed: 11/14/2021 21:32
 Soil Aliquot Vol: _____ Dilution Factor: 1
 Soil Extract Vol.: _____ GC Column: ZB-624 (20) ID: 0.18(mm)
 % Moisture: _____ Level: (low/med) Low
 Analysis Batch No.: 604854 Units: ug/L
 Number TICs Found: 0 TIC Result Total: 0

CAS NO.	COMPOUND NAME	RT	RESULT	Q	MATCH QUALITY
	Tentatively Identified Compound		None		

FORM I
GC/MS VOA ORGANICS ANALYSIS DATA SHEET

Lab Name: Eurofins TestAmerica, Buffalo Job No.: 480-192288-1
 SDG No.: _____
 Client Sample ID: MW-09S Lab Sample ID: 480-192288-16
 Matrix: Water Lab File ID: C0448.D
 Analysis Method: 8260C Date Collected: 11/10/2021 16:05
 Sample wt/vol: 5(mL) Date Analyzed: 11/14/2021 21:55
 Soil Aliquot Vol: _____ Dilution Factor: 1
 Soil Extract Vol.: _____ GC Column: ZB-624 (20) ID: 0.18 (mm)
 % Moisture: _____ Level: (low/med) Low
 Analysis Batch No.: 604854 Units: ug/L

CAS NO.	COMPOUND NAME	RESULT	Q	RL	MDL
67-64-1	Acetone	ND		10	3.0
71-43-2	Benzene	ND		1.0	0.41
75-27-4	Bromodichloromethane	ND		1.0	0.39
75-25-2	Bromoform	ND		1.0	0.26
74-83-9	Bromomethane	ND		1.0	0.69
78-93-3	2-Butanone (MEK)	ND		10	1.3
75-15-0	Carbon disulfide	ND		1.0	0.19
56-23-5	Carbon tetrachloride	ND		1.0	0.27
108-90-7	Chlorobenzene	ND		1.0	0.75
75-00-3	Chloroethane	ND		1.0	0.32
67-66-3	Chloroform	ND		1.0	0.34
74-87-3	Chloromethane	ND		1.0	0.35
156-59-2	cis-1,2-Dichloroethene	ND		1.0	0.81
10061-01-5	cis-1,3-Dichloropropene	ND		1.0	0.36
110-82-7	Cyclohexane	ND		1.0	0.18
124-48-1	Dibromochloromethane	ND		1.0	0.32
96-12-8	1,2-Dibromo-3-Chloropropane	ND		1.0	0.39
106-93-4	1,2-Dibromoethane	ND		1.0	0.73
95-50-1	1,2-Dichlorobenzene	ND		1.0	0.79
541-73-1	1,3-Dichlorobenzene	ND		1.0	0.78
106-46-7	1,4-Dichlorobenzene	ND		1.0	0.84
75-71-8	Dichlorodifluoromethane	ND		1.0	0.68
75-34-3	1,1-Dichloroethane	ND		1.0	0.38
107-06-2	1,2-Dichloroethane	ND		1.0	0.21
75-35-4	1,1-Dichloroethene	ND		1.0	0.29
78-87-5	1,2-Dichloropropane	ND		1.0	0.72
100-41-4	Ethylbenzene	ND		1.0	0.74
591-78-6	2-Hexanone	ND		5.0	1.2
98-82-8	Isopropylbenzene	ND		1.0	0.79
79-20-9	Methyl acetate	ND		2.5	1.3
108-87-2	Methylcyclohexane	ND		1.0	0.16
75-09-2	Methylene Chloride	ND		1.0	0.44
108-10-1	4-Methyl-2-pentanone (MIBK)	ND		5.0	2.1
1634-04-4	Methyl tert-butyl ether	ND		1.0	0.16
100-42-5	Styrene	ND		1.0	0.73
79-34-5	1,1,2,2-Tetrachloroethane	ND		1.0	0.21

FORM I
GC/MS VOA ORGANICS ANALYSIS DATA SHEET

Lab Name: Eurofins TestAmerica, Buffalo Job No.: 480-192288-1
 SDG No.: _____
 Client Sample ID: MW-09S Lab Sample ID: 480-192288-16
 Matrix: Water Lab File ID: C0448.D
 Analysis Method: 8260C Date Collected: 11/10/2021 16:05
 Sample wt/vol: 5(mL) Date Analyzed: 11/14/2021 21:55
 Soil Aliquot Vol: _____ Dilution Factor: 1
 Soil Extract Vol.: _____ GC Column: ZB-624 (20) ID: 0.18(mm)
 % Moisture: _____ Level: (low/med) Low
 Analysis Batch No.: 604854 Units: ug/L

CAS NO.	COMPOUND NAME	RESULT	Q	RL	MDL
127-18-4	Tetrachloroethene	ND		1.0	0.36
108-88-3	Toluene	ND		1.0	0.51
156-60-5	trans-1,2-Dichloroethene	ND		1.0	0.90
10061-02-6	trans-1,3-Dichloropropene	ND		1.0	0.37
120-82-1	1,2,4-Trichlorobenzene	ND		1.0	0.41
71-55-6	1,1,1-Trichloroethane	ND		1.0	0.82
79-00-5	1,1,2-Trichloroethane	ND		1.0	0.23
79-01-6	Trichloroethene	ND		1.0	0.46
75-69-4	Trichlorofluoromethane	ND		1.0	0.88
76-13-1	1,1,2-Trichloro-1,2,2-trifluoroethane	ND		1.0	0.31
75-01-4	Vinyl chloride	ND		1.0	0.90
1330-20-7	Xylenes, Total	ND		2.0	0.66

CAS NO.	SURROGATE	%REC	Q	LIMITS
460-00-4	4-Bromofluorobenzene (Surr)	102		73-120
1868-53-7	Dibromofluoromethane (Surr)	104		75-123
17060-07-0	1,2-Dichloroethane-d4 (Surr)	105		77-120
2037-26-5	Toluene-d8 (Surr)	102		80-120

FORM I
GC/MS VOA ORGANICS ANALYSIS DATA SHEET
TENTATIVELY IDENTIFIED COMPOUNDS

Lab Name: Eurofins TestAmerica, Buffalo Job No.: 480-192288-1
 SDG No.: _____
 Client Sample ID: MW-09S Lab Sample ID: 480-192288-16
 Matrix: Water Lab File ID: C0448.D
 Analysis Method: 8260C Date Collected: 11/10/2021 16:05
 Sample wt/vol: 5(mL) Date Analyzed: 11/14/2021 21:55
 Soil Aliquot Vol: _____ Dilution Factor: 1
 Soil Extract Vol.: _____ GC Column: ZB-624 (20) ID: 0.18(mm)
 % Moisture: _____ Level: (low/med) Low
 Analysis Batch No.: 604854 Units: ug/L
 Number TICs Found: 0 TIC Result Total: 0

CAS NO.	COMPOUND NAME	RT	RESULT	Q	MATCH QUALITY
	Tentatively Identified Compound		None		

FORM I
GC/MS VOA ORGANICS ANALYSIS DATA SHEET

Lab Name: Eurofins TestAmerica, Buffalo Job No.: 480-192288-1
 SDG No.: _____
 Client Sample ID: TB-110921+111021 Lab Sample ID: 480-192288-17
 Matrix: Water Lab File ID: C0449.D
 Analysis Method: 8260C Date Collected: 11/10/2021 00:00
 Sample wt/vol: 5(mL) Date Analyzed: 11/14/2021 22:18
 Soil Aliquot Vol: _____ Dilution Factor: 1
 Soil Extract Vol.: _____ GC Column: ZB-624 (20) ID: 0.18 (mm)
 % Moisture: _____ Level: (low/med) Low
 Analysis Batch No.: 604854 Units: ug/L

CAS NO.	COMPOUND NAME	RESULT	Q	RL	MDL
67-64-1	Acetone	ND		10	3.0
71-43-2	Benzene	ND		1.0	0.41
75-27-4	Bromodichloromethane	ND		1.0	0.39
75-25-2	Bromoform	ND		1.0	0.26
74-83-9	Bromomethane	ND		1.0	0.69
78-93-3	2-Butanone (MEK)	ND		10	1.3
75-15-0	Carbon disulfide	ND		1.0	0.19
56-23-5	Carbon tetrachloride	ND		1.0	0.27
108-90-7	Chlorobenzene	ND		1.0	0.75
75-00-3	Chloroethane	ND		1.0	0.32
67-66-3	Chloroform	ND		1.0	0.34
74-87-3	Chloromethane	ND		1.0	0.35
156-59-2	cis-1,2-Dichloroethene	ND		1.0	0.81
10061-01-5	cis-1,3-Dichloropropene	ND		1.0	0.36
110-82-7	Cyclohexane	ND		1.0	0.18
124-48-1	Dibromochloromethane	ND		1.0	0.32
96-12-8	1,2-Dibromo-3-Chloropropane	ND		1.0	0.39
106-93-4	1,2-Dibromoethane	ND		1.0	0.73
95-50-1	1,2-Dichlorobenzene	ND		1.0	0.79
541-73-1	1,3-Dichlorobenzene	ND		1.0	0.78
106-46-7	1,4-Dichlorobenzene	ND		1.0	0.84
75-71-8	Dichlorodifluoromethane	ND		1.0	0.68
75-34-3	1,1-Dichloroethane	ND		1.0	0.38
107-06-2	1,2-Dichloroethane	ND		1.0	0.21
75-35-4	1,1-Dichloroethene	ND		1.0	0.29
78-87-5	1,2-Dichloropropane	ND		1.0	0.72
100-41-4	Ethylbenzene	ND		1.0	0.74
591-78-6	2-Hexanone	ND		5.0	1.2
98-82-8	Isopropylbenzene	ND		1.0	0.79
79-20-9	Methyl acetate	ND		2.5	1.3
108-87-2	Methylcyclohexane	ND		1.0	0.16
75-09-2	Methylene Chloride	ND		1.0	0.44
108-10-1	4-Methyl-2-pentanone (MIBK)	ND		5.0	2.1
1634-04-4	Methyl tert-butyl ether	ND		1.0	0.16
100-42-5	Styrene	ND		1.0	0.73
79-34-5	1,1,2,2-Tetrachloroethane	ND		1.0	0.21

FORM I
GC/MS VOA ORGANICS ANALYSIS DATA SHEET

Lab Name: Eurofins TestAmerica, Buffalo Job No.: 480-192288-1
 SDG No.: _____
 Client Sample ID: TB-110921+111021 Lab Sample ID: 480-192288-17
 Matrix: Water Lab File ID: C0449.D
 Analysis Method: 8260C Date Collected: 11/10/2021 00:00
 Sample wt/vol: 5(mL) Date Analyzed: 11/14/2021 22:18
 Soil Aliquot Vol: _____ Dilution Factor: 1
 Soil Extract Vol.: _____ GC Column: ZB-624 (20) ID: 0.18 (mm)
 % Moisture: _____ Level: (low/med) Low
 Analysis Batch No.: 604854 Units: ug/L

CAS NO.	COMPOUND NAME	RESULT	Q	RL	MDL
127-18-4	Tetrachloroethene	ND		1.0	0.36
108-88-3	Toluene	ND		1.0	0.51
156-60-5	trans-1,2-Dichloroethene	ND		1.0	0.90
10061-02-6	trans-1,3-Dichloropropene	ND		1.0	0.37
120-82-1	1,2,4-Trichlorobenzene	ND		1.0	0.41
71-55-6	1,1,1-Trichloroethane	ND		1.0	0.82
79-00-5	1,1,2-Trichloroethane	ND		1.0	0.23
79-01-6	Trichloroethene	ND		1.0	0.46
75-69-4	Trichlorofluoromethane	ND		1.0	0.88
76-13-1	1,1,2-Trichloro-1,2,2-trifluoroethane	ND		1.0	0.31
75-01-4	Vinyl chloride	ND		1.0	0.90
1330-20-7	Xylenes, Total	ND		2.0	0.66

CAS NO.	SURROGATE	%REC	Q	LIMITS
460-00-4	4-Bromofluorobenzene (Surr)	94		73-120
1868-53-7	Dibromofluoromethane (Surr)	100		75-123
17060-07-0	1,2-Dichloroethane-d4 (Surr)	103		77-120
2037-26-5	Toluene-d8 (Surr)	96		80-120

FORM I
GC/MS VOA ORGANICS ANALYSIS DATA SHEET
TENTATIVELY IDENTIFIED COMPOUNDS

Lab Name: Eurofins TestAmerica, Buffalo Job No.: 480-192288-1
 SDG No.: _____
 Client Sample ID: TB-110921+111021 Lab Sample ID: 480-192288-17
 Matrix: Water Lab File ID: C0449.D
 Analysis Method: 8260C Date Collected: 11/10/2021 00:00
 Sample wt/vol: 5(mL) Date Analyzed: 11/14/2021 22:18
 Soil Aliquot Vol: _____ Dilution Factor: 1
 Soil Extract Vol.: _____ GC Column: ZB-624 (20) ID: 0.18(mm)
 % Moisture: _____ Level: (low/med) Low
 Analysis Batch No.: 604854 Units: ug/L
 Number TICs Found: 0 TIC Result Total: 0

CAS NO.	COMPOUND NAME	RT	RESULT	Q	MATCH QUALITY
	Tentatively Identified Compound		None		

FORM I
GC/MS SEMI VOA ORGANICS ANALYSIS DATA SHEET

Lab Name: Eurofins TestAmerica, Buffalo Job No.: 480-192288-1
 SDG No.: _____
 Client Sample ID: MW-04S Lab Sample ID: 480-192288-1
 Matrix: Water Lab File ID: Y02826828.D
 Analysis Method: 8270D Date Collected: 11/09/2021 14:35
 Extract. Method: 3510C Date Extracted: 11/15/2021 07:03
 Sample wt/vol: 225 (mL) Date Analyzed: 11/17/2021 21:49
 Con. Extract Vol.: 1 (mL) Dilution Factor: 1
 Injection Volume: 2 (uL) Level: (low/med) Low
 % Moisture: _____ GPC Cleanup: (Y/N) N
 Analysis Batch No.: 605348 Units: ug/L

CAS NO.	COMPOUND NAME	RESULT	Q	RL	MDL
92-52-4	Biphenyl	ND		5.6	0.73
108-60-1	bis (2-chloroisopropyl) ether	ND		5.6	0.58
95-95-4	2,4,5-Trichlorophenol	ND		5.6	0.53
88-06-2	2,4,6-Trichlorophenol	ND		5.6	0.68
120-83-2	2,4-Dichlorophenol	ND		5.6	0.57
105-67-9	2,4-Dimethylphenol	ND		5.6	0.56
51-28-5	2,4-Dinitrophenol	ND		11	2.5
121-14-2	2,4-Dinitrotoluene	ND		5.6	0.50
606-20-2	2,6-Dinitrotoluene	ND		5.6	0.44
91-58-7	2-Chloronaphthalene	ND		5.6	0.51
95-57-8	2-Chlorophenol	ND		5.6	0.59
91-57-6	2-Methylnaphthalene	ND		5.6	0.67
95-48-7	2-Methylphenol	ND		5.6	0.44
88-74-4	2-Nitroaniline	ND		11	0.47
88-75-5	2-Nitrophenol	ND		5.6	0.53
91-94-1	3,3'-Dichlorobenzidine	ND		5.6	0.44
99-09-2	3-Nitroaniline	ND		11	0.53
534-52-1	4,6-Dinitro-2-methylphenol	ND		11	2.4
101-55-3	4-Bromophenyl phenyl ether	ND		5.6	0.50
59-50-7	4-Chloro-3-methylphenol	ND		5.6	0.50
106-47-8	4-Chloroaniline	ND		5.6	0.66
7005-72-3	4-Chlorophenyl phenyl ether	ND		5.6	0.39
106-44-5	4-Methylphenol	ND		11	0.40
100-01-6	4-Nitroaniline	ND		11	0.28
100-02-7	4-Nitrophenol	ND		11	1.7
83-32-9	Acenaphthene	ND		5.6	0.46
208-96-8	Acenaphthylene	ND		5.6	0.42
98-86-2	Acetophenone	ND		5.6	0.60
120-12-7	Anthracene	ND		5.6	0.31
1912-24-9	Atrazine	ND		5.6	0.51
100-52-7	Benzaldehyde	ND		5.6	0.30
56-55-3	Benzo (a) anthracene	ND		5.6	0.40
50-32-8	Benzo (a) pyrene	ND		5.6	0.52
205-99-2	Benzo (b) fluoranthene	ND		5.6	0.38

FORM I
GC/MS SEMI VOA ORGANICS ANALYSIS DATA SHEET

Lab Name: Eurofins TestAmerica, Buffalo Job No.: 480-192288-1
 SDG No.: _____
 Client Sample ID: MW-04S Lab Sample ID: 480-192288-1
 Matrix: Water Lab File ID: Y02826828.D
 Analysis Method: 8270D Date Collected: 11/09/2021 14:35
 Extract. Method: 3510C Date Extracted: 11/15/2021 07:03
 Sample wt/vol: 225(mL) Date Analyzed: 11/17/2021 21:49
 Con. Extract Vol.: 1(mL) Dilution Factor: 1
 Injection Volume: 2(uL) Level: (low/med) Low
 % Moisture: _____ GPC Cleanup: (Y/N) N
 Analysis Batch No.: 605348 Units: ug/L

CAS NO.	COMPOUND NAME	RESULT	Q	RL	MDL
191-24-2	Benzo(g,h,i)perylene	ND		5.6	0.39
207-08-9	Benzo(k)fluoranthene	ND		5.6	0.81
111-91-1	Bis(2-chloroethoxy)methane	ND		5.6	0.39
111-44-4	Bis(2-chloroethyl)ether	ND		5.6	0.44
117-81-7	Bis(2-ethylhexyl) phthalate	ND		5.6	2.4
85-68-7	Butyl benzyl phthalate	ND		5.6	1.1
105-60-2	Caprolactam	ND		5.6	2.4
86-74-8	Carbazole	ND		5.6	0.33
218-01-9	Chrysene	ND		5.6	0.37
84-74-2	Di-n-butyl phthalate	ND		5.6	0.34
117-84-0	Di-n-octyl phthalate	ND		5.6	0.52
53-70-3	Dibenz(a,h)anthracene	ND		5.6	0.47
132-64-9	Dibenzofuran	ND		11	0.57
84-66-2	Diethyl phthalate	ND		5.6	0.24
131-11-3	Dimethyl phthalate	ND		5.6	0.40
206-44-0	Fluoranthene	ND		5.6	0.44
86-73-7	Fluorene	ND		5.6	0.40
118-74-1	Hexachlorobenzene	ND		5.6	0.57
87-68-3	Hexachlorobutadiene	ND		5.6	0.76
77-47-4	Hexachlorocyclopentadiene	ND		5.6	0.66
67-72-1	Hexachloroethane	ND		5.6	0.66
193-39-5	Indeno(1,2,3-cd)pyrene	ND		5.6	0.52
78-59-1	Isophorone	ND		5.6	0.48
621-64-7	N-Nitrosodi-n-propylamine	ND		5.6	0.60
86-30-6	N-Nitrosodiphenylamine	ND		5.6	0.57
91-20-3	Naphthalene	ND		5.6	0.84
98-95-3	Nitrobenzene	ND		5.6	0.32
87-86-5	Pentachlorophenol	ND		11	2.4
85-01-8	Phenanthrene	ND		5.6	0.49
108-95-2	Phenol	ND		5.6	0.43
129-00-0	Pyrene	ND		5.6	0.38

FORM I
GC/MS SEMI VOA ORGANICS ANALYSIS DATA SHEET
TENTATIVELY IDENTIFIED COMPOUNDS

Lab Name: Eurofins TestAmerica, Buffalo Job No.: 480-192288-1
 SDG No.: _____
 Client Sample ID: MW-04S Lab Sample ID: 480-192288-1
 Matrix: Water Lab File ID: Y02826828.D
 Analysis Method: 8270D Date Collected: 11/09/2021 14:35
 Extract. Method: 3510C Date Extracted: 11/15/2021 07:03
 Sample wt/vol: 225(mL) Date Analyzed: 11/17/2021 21:49
 Con. Extract Vol.: 1(mL) Dilution Factor: 1
 Injection Volume: 2(uL) Level: (low/med) Low
 % Moisture: _____ GPC Cleanup: (Y/N) N
 Analysis Batch No.: 605348 Units: ug/L
 Number TICs Found: 12 TIC Result Total: 538.5

CAS NO.	COMPOUND NAME	RT	RESULT	Q	MATCH QUALITY
	Unknown	2.95	22	T J	
	Unknown	3.31	14	T J	
	Unknown	3.39	430	T J	
	Unknown	4.42	3.8	T J	
	Unknown	4.57	1.9	T J	
	Unknown	5.18	22	T J	
	Column Bleed	6.23	4.7	T J	
	Column Bleed	7.18	4.2	T J	
	Column Bleed	8.07	2.1	T J	
	Unknown	11.06	5.3	T J	
	Unknown	11.44	26	T J	
	Unknown	11.77	2.5	T J	

FORM I
GC/MS SEMI VOA ORGANICS ANALYSIS DATA SHEET

Lab Name: Eurofins TestAmerica, Buffalo Job No.: 480-192288-1
 SDG No.: _____
 Client Sample ID: MW-04I Lab Sample ID: 480-192288-2
 Matrix: Water Lab File ID: Y02826829.D
 Analysis Method: 8270D Date Collected: 11/09/2021 15:08
 Extract. Method: 3510C Date Extracted: 11/15/2021 07:03
 Sample wt/vol: 250 (mL) Date Analyzed: 11/17/2021 22:16
 Con. Extract Vol.: 1 (mL) Dilution Factor: 1
 Injection Volume: 2 (uL) Level: (low/med) Low
 % Moisture: _____ GPC Cleanup: (Y/N) N
 Analysis Batch No.: 605348 Units: ug/L

CAS NO.	COMPOUND NAME	RESULT	Q	RL	MDL
92-52-4	Biphenyl	ND		5.0	0.65
108-60-1	bis (2-chloroisopropyl) ether	ND		5.0	0.52
95-95-4	2,4,5-Trichlorophenol	ND	UJ	5.0	0.48
88-06-2	2,4,6-Trichlorophenol	ND	UJ	5.0	0.61
120-83-2	2,4-Dichlorophenol	ND	UJ	5.0	0.51
105-67-9	2,4-Dimethylphenol	ND	UJ	5.0	0.50
51-28-5	2,4-Dinitrophenol	ND	UJ	10	2.2
121-14-2	2,4-Dinitrotoluene	ND		5.0	0.45
606-20-2	2,6-Dinitrotoluene	ND		5.0	0.40
91-58-7	2-Chloronaphthalene	ND		5.0	0.46
95-57-8	2-Chlorophenol	ND	UJ	5.0	0.53
91-57-6	2-Methylnaphthalene	ND		5.0	0.60
95-48-7	2-Methylphenol	ND	UJ	5.0	0.40
88-74-4	2-Nitroaniline	ND		10	0.42
88-75-5	2-Nitrophenol	ND	UJ	5.0	0.48
91-94-1	3,3'-Dichlorobenzidine	ND		5.0	0.40
99-09-2	3-Nitroaniline	ND		10	0.48
534-52-1	4,6-Dinitro-2-methylphenol	ND	UJ	10	2.2
101-55-3	4-Bromophenyl phenyl ether	ND		5.0	0.45
59-50-7	4-Chloro-3-methylphenol	ND	UJ	5.0	0.45
106-47-8	4-Chloroaniline	ND		5.0	0.59
7005-72-3	4-Chlorophenyl phenyl ether	ND		5.0	0.35
106-44-5	4-Methylphenol	ND	UJ	10	0.36
100-01-6	4-Nitroaniline	ND		10	0.25
100-02-7	4-Nitrophenol	ND	UJ	10	1.5
83-32-9	Acenaphthene	ND		5.0	0.41
208-96-8	Acenaphthylene	ND		5.0	0.38
98-86-2	Acetophenone	ND		5.0	0.54
120-12-7	Anthracene	ND		5.0	0.28
1912-24-9	Atrazine	ND		5.0	0.46
100-52-7	Benzaldehyde	ND		5.0	0.27
56-55-3	Benzo (a) anthracene	ND		5.0	0.36
50-32-8	Benzo (a) pyrene	ND		5.0	0.47
205-99-2	Benzo (b) fluoranthene	ND		5.0	0.34

FORM I
GC/MS SEMI VOA ORGANICS ANALYSIS DATA SHEET

Lab Name: Eurofins TestAmerica, Buffalo Job No.: 480-192288-1
 SDG No.: _____
 Client Sample ID: MW-04I Lab Sample ID: 480-192288-2
 Matrix: Water Lab File ID: Y02826829.D
 Analysis Method: 8270D Date Collected: 11/09/2021 15:08
 Extract. Method: 3510C Date Extracted: 11/15/2021 07:03
 Sample wt/vol: 250(mL) Date Analyzed: 11/17/2021 22:16
 Con. Extract Vol.: 1(mL) Dilution Factor: 1
 Injection Volume: 2(uL) Level: (low/med) Low
 % Moisture: _____ GPC Cleanup: (Y/N) N
 Analysis Batch No.: 605348 Units: ug/L

CAS NO.	COMPOUND NAME	RESULT	Q	RL	MDL
191-24-2	Benzo(g,h,i)perylene	ND		5.0	0.35
207-08-9	Benzo(k)fluoranthene	ND		5.0	0.73
111-91-1	Bis(2-chloroethoxy)methane	ND		5.0	0.35
111-44-4	Bis(2-chloroethyl)ether	ND		5.0	0.40
117-81-7	Bis(2-ethylhexyl) phthalate	ND		5.0	2.2
85-68-7	Butyl benzyl phthalate	ND		5.0	1.0
105-60-2	Caprolactam	ND		5.0	2.2
86-74-8	Carbazole	ND		5.0	0.30
218-01-9	Chrysene	ND		5.0	0.33
84-74-2	Di-n-butyl phthalate	ND		5.0	0.31
117-84-0	Di-n-octyl phthalate	ND		5.0	0.47
53-70-3	Dibenz(a,h)anthracene	ND		5.0	0.42
132-64-9	Dibenzofuran	ND		10	0.51
84-66-2	Diethyl phthalate	ND		5.0	0.22
131-11-3	Dimethyl phthalate	ND		5.0	0.36
206-44-0	Fluoranthene	ND		5.0	0.40
86-73-7	Fluorene	ND		5.0	0.36
118-74-1	Hexachlorobenzene	ND		5.0	0.51
87-68-3	Hexachlorobutadiene	ND		5.0	0.68
77-47-4	Hexachlorocyclopentadiene	ND		5.0	0.59
67-72-1	Hexachloroethane	ND		5.0	0.59
193-39-5	Indeno(1,2,3-cd)pyrene	ND		5.0	0.47
78-59-1	Isophorone	ND		5.0	0.43
621-64-7	N-Nitrosodi-n-propylamine	ND		5.0	0.54
86-30-6	N-Nitrosodiphenylamine	ND		5.0	0.51
91-20-3	Naphthalene	ND		5.0	0.76
98-95-3	Nitrobenzene	ND		5.0	0.29
87-86-5	Pentachlorophenol	ND	UJ	10	2.2
85-01-8	Phenanthrene	ND		5.0	0.44
108-95-2	Phenol	ND	UJ	5.0	0.39
129-00-0	Pyrene	ND		5.0	0.34

FORM I
GC/MS SEMI VOA ORGANICS ANALYSIS DATA SHEET
TENTATIVELY IDENTIFIED COMPOUNDS

Lab Name: Eurofins TestAmerica, Buffalo Job No.: 480-192288-1
 SDG No.: _____
 Client Sample ID: MW-04I Lab Sample ID: 480-192288-2
 Matrix: Water Lab File ID: Y02826829.D
 Analysis Method: 8270D Date Collected: 11/09/2021 15:08
 Extract. Method: 3510C Date Extracted: 11/15/2021 07:03
 Sample wt/vol: 250 (mL) Date Analyzed: 11/17/2021 22:16
 Con. Extract Vol.: 1 (mL) Dilution Factor: 1
 Injection Volume: 2 (uL) Level: (low/med) Low
 % Moisture: _____ GPC Cleanup: (Y/N) N
 Analysis Batch No.: 605348 Units: ug/L
 Number TICs Found: 13 TIC Result Total: 499.3

CAS NO.	COMPOUND NAME	RT	RESULT	Q	MATCH QUALITY
	Unknown	2.91	2.6	T J	
	Unknown	2.94	20	T J	
	Unknown	3.38	420	T J	
	Unknown	4.42	2.4	T J	
	Unknown	5.18	12	T J	
	Unknown	5.86	3.1	T J	
	Unknown	5.88	7.7	T J	
	Column Bleed	6.23	3.1	T J	
	Column Bleed	7.18	4.2	T J	
	Unknown	8.06	1.8	T J	
1000197-92-8	1,4-Benzenediol, 2,6-dibromo	10.24	2.2	T J N	93%
	Unknown	11.05	3.2	T J	
	Unknown	11.44	17	T J	

FORM I
GC/MS SEMI VOA ORGANICS ANALYSIS DATA SHEET

Lab Name: Eurofins TestAmerica, Buffalo Job No.: 480-192288-1
 SDG No.: _____
 Client Sample ID: MW-B3S Lab Sample ID: 480-192288-3
 Matrix: Water Lab File ID: Y02826830.D
 Analysis Method: 8270D Date Collected: 11/09/2021 16:00
 Extract. Method: 3510C Date Extracted: 11/15/2021 07:03
 Sample wt/vol: 220 (mL) Date Analyzed: 11/17/2021 22:43
 Con. Extract Vol.: 1 (mL) Dilution Factor: 1
 Injection Volume: 2 (uL) Level: (low/med) Low
 % Moisture: _____ GPC Cleanup: (Y/N) N
 Analysis Batch No.: 605348 Units: ug/L

CAS NO.	COMPOUND NAME	RESULT	Q	RL	MDL
92-52-4	Biphenyl	ND		5.7	0.74
108-60-1	bis (2-chloroisopropyl) ether	ND		5.7	0.59
95-95-4	2,4,5-Trichlorophenol	ND		5.7	0.55
88-06-2	2,4,6-Trichlorophenol	ND		5.7	0.69
120-83-2	2,4-Dichlorophenol	ND		5.7	0.58
105-67-9	2,4-Dimethylphenol	ND		5.7	0.57
51-28-5	2,4-Dinitrophenol	ND		11	2.5
121-14-2	2,4-Dinitrotoluene	ND		5.7	0.51
606-20-2	2,6-Dinitrotoluene	ND		5.7	0.45
91-58-7	2-Chloronaphthalene	ND		5.7	0.52
95-57-8	2-Chlorophenol	ND		5.7	0.60
91-57-6	2-Methylnaphthalene	ND		5.7	0.68
95-48-7	2-Methylphenol	ND		5.7	0.45
88-74-4	2-Nitroaniline	ND		11	0.48
88-75-5	2-Nitrophenol	ND		5.7	0.55
91-94-1	3,3'-Dichlorobenzidine	ND		5.7	0.45
99-09-2	3-Nitroaniline	ND		11	0.55
534-52-1	4,6-Dinitro-2-methylphenol	ND		11	2.5
101-55-3	4-Bromophenyl phenyl ether	ND		5.7	0.51
59-50-7	4-Chloro-3-methylphenol	ND		5.7	0.51
106-47-8	4-Chloroaniline	ND		5.7	0.67
7005-72-3	4-Chlorophenyl phenyl ether	ND		5.7	0.40
106-44-5	4-Methylphenol	ND		11	0.41
100-01-6	4-Nitroaniline	ND		11	0.28
100-02-7	4-Nitrophenol	ND		11	1.7
83-32-9	Acenaphthene	ND		5.7	0.47
208-96-8	Acenaphthylene	ND		5.7	0.43
98-86-2	Acetophenone	ND		5.7	0.61
120-12-7	Anthracene	ND		5.7	0.32
1912-24-9	Atrazine	ND		5.7	0.52
100-52-7	Benzaldehyde	ND		5.7	0.30
56-55-3	Benzo (a) anthracene	ND		5.7	0.41
50-32-8	Benzo (a) pyrene	ND		5.7	0.53
205-99-2	Benzo (b) fluoranthene	ND		5.7	0.39

FORM I
GC/MS SEMI VOA ORGANICS ANALYSIS DATA SHEET

Lab Name: Eurofins TestAmerica, Buffalo Job No.: 480-192288-1
 SDG No.: _____
 Client Sample ID: MW-B3S Lab Sample ID: 480-192288-3
 Matrix: Water Lab File ID: Y02826830.D
 Analysis Method: 8270D Date Collected: 11/09/2021 16:00
 Extract. Method: 3510C Date Extracted: 11/15/2021 07:03
 Sample wt/vol: 220 (mL) Date Analyzed: 11/17/2021 22:43
 Con. Extract Vol.: 1 (mL) Dilution Factor: 1
 Injection Volume: 2 (uL) Level: (low/med) Low
 % Moisture: _____ GPC Cleanup: (Y/N) N
 Analysis Batch No.: 605348 Units: ug/L

CAS NO.	COMPOUND NAME	RESULT	Q	RL	MDL
191-24-2	Benzo (g,h,i) perylene	ND		5.7	0.40
207-08-9	Benzo (k) fluoranthene	ND		5.7	0.83
111-91-1	Bis (2-chloroethoxy) methane	ND		5.7	0.40
111-44-4	Bis (2-chloroethyl) ether	ND		5.7	0.45
117-81-7	Bis (2-ethylhexyl) phthalate	ND		5.7	2.5
85-68-7	Butyl benzyl phthalate	ND		5.7	1.1
105-60-2	Caprolactam	ND		5.7	2.5
86-74-8	Carbazole	ND		5.7	0.34
218-01-9	Chrysene	ND		5.7	0.38
84-74-2	Di-n-butyl phthalate	ND		5.7	0.35
117-84-0	Di-n-octyl phthalate	ND		5.7	0.53
53-70-3	Dibenz (a,h) anthracene	ND		5.7	0.48
132-64-9	Dibenzofuran	ND		11	0.58
84-66-2	Diethyl phthalate	ND		5.7	0.25
131-11-3	Dimethyl phthalate	ND		5.7	0.41
206-44-0	Fluoranthene	ND		5.7	0.45
86-73-7	Fluorene	ND		5.7	0.41
118-74-1	Hexachlorobenzene	ND		5.7	0.58
87-68-3	Hexachlorobutadiene	ND		5.7	0.77
77-47-4	Hexachlorocyclopentadiene	ND		5.7	0.67
67-72-1	Hexachloroethane	ND		5.7	0.67
193-39-5	Indeno (1,2,3-cd) pyrene	ND		5.7	0.53
78-59-1	Isophorone	ND		5.7	0.49
621-64-7	N-Nitrosodi-n-propylamine	ND		5.7	0.61
86-30-6	N-Nitrosodiphenylamine	ND		5.7	0.58
91-20-3	Naphthalene	ND		5.7	0.86
98-95-3	Nitrobenzene	ND		5.7	0.33
87-86-5	Pentachlorophenol	ND		11	2.5
85-01-8	Phenanthrene	ND		5.7	0.50
108-95-2	Phenol	ND		5.7	0.44
129-00-0	Pyrene	ND		5.7	0.39

FORM I
GC/MS SEMI VOA ORGANICS ANALYSIS DATA SHEET
TENTATIVELY IDENTIFIED COMPOUNDS

Lab Name: Eurofins TestAmerica, Buffalo Job No.: 480-192288-1
 SDG No.: _____
 Client Sample ID: MW-B3S Lab Sample ID: 480-192288-3
 Matrix: Water Lab File ID: Y02826830.D
 Analysis Method: 8270D Date Collected: 11/09/2021 16:00
 Extract. Method: 3510C Date Extracted: 11/15/2021 07:03
 Sample wt/vol: 220 (mL) Date Analyzed: 11/17/2021 22:43
 Con. Extract Vol.: 1 (mL) Dilution Factor: 1
 Injection Volume: 2 (uL) Level: (low/med) Low
 % Moisture: _____ GPC Cleanup: (Y/N) N
 Analysis Batch No.: 605348 Units: ug/L
 Number TICs Found: 17 TIC Result Total: 604.4

CAS NO.	COMPOUND NAME	RT	RESULT	Q	MATCH QUALITY
	Unknown	2.95	23	T J	
	Unknown	3.26	2.4	T J	
	Unknown	3.39	480	T J	
	Unknown	4.42	2.9	T J	
79-00-5	Ethane, 1,1,2-trichloro-	4.57	1.8	T J N	91%
	Unknown	5.18	26	T J	
	Unknown	5.86	2.2	T J	
	Unknown	5.88	7.8	T J	
	Unknown	6.23	4.1	T J	
	Column Bleed	7.18	5.2	T J	
	Column Bleed	8.06	2.5	T J	
1000197-92-8	1,4-Benzenediol, 2,6-dibromo	10.24	1.9	T J N	89%
52628-37-2	Benzenamine, ar,ar,ar-tribromo-	10.48	3.3	T J N	89%
	Unknown	11.06	5.3	T J	
	Unknown	11.44	27	T J	
	Unknown	11.77	2.5	T J	
	Unknown	12.03	6.5	T J	

GC/MS SEMI VOA ORGANICS ANALYSIS DATA SHEET

Lab Name: Eurofins TestAmerica, Buffalo Job No.: 480-192288-1
 SDG No.: _____
 Client Sample ID: FD-110921 Lab Sample ID: 480-192288-4
 Matrix: Water Lab File ID: Y02826831.D
 Analysis Method: 8270D Date Collected: 11/09/2021 00:00
 Extract. Method: 3510C Date Extracted: 11/15/2021 07:03
 Sample wt/vol: 250 (mL) Date Analyzed: 11/17/2021 23:11
 Con. Extract Vol.: 1 (mL) Dilution Factor: 1
 Injection Volume: 2 (uL) Level: (low/med) Low
 % Moisture: _____ GPC Cleanup: (Y/N) N
 Analysis Batch No.: 605348 Units: ug/L

CAS NO.	COMPOUND NAME	RESULT	Q	RL	MDL
92-52-4	Biphenyl	ND		5.0	0.65
108-60-1	bis (2-chloroisopropyl) ether	ND		5.0	0.52
95-95-4	2,4,5-Trichlorophenol	ND		5.0	0.48
88-06-2	2,4,6-Trichlorophenol	ND		5.0	0.61
120-83-2	2,4-Dichlorophenol	ND		5.0	0.51
105-67-9	2,4-Dimethylphenol	ND		5.0	0.50
51-28-5	2,4-Dinitrophenol	ND		10	2.2
121-14-2	2,4-Dinitrotoluene	ND		5.0	0.45
606-20-2	2,6-Dinitrotoluene	ND		5.0	0.40
91-58-7	2-Chloronaphthalene	ND		5.0	0.46
95-57-8	2-Chlorophenol	ND		5.0	0.53
91-57-6	2-Methylnaphthalene	ND		5.0	0.60
95-48-7	2-Methylphenol	ND		5.0	0.40
88-74-4	2-Nitroaniline	ND		10	0.42
88-75-5	2-Nitrophenol	ND		5.0	0.48
91-94-1	3,3'-Dichlorobenzidine	ND		5.0	0.40
99-09-2	3-Nitroaniline	ND		10	0.48
534-52-1	4,6-Dinitro-2-methylphenol	ND		10	2.2
101-55-3	4-Bromophenyl phenyl ether	ND		5.0	0.45
59-50-7	4-Chloro-3-methylphenol	ND		5.0	0.45
106-47-8	4-Chloroaniline	ND		5.0	0.59
7005-72-3	4-Chlorophenyl phenyl ether	ND		5.0	0.35
106-44-5	4-Methylphenol	ND		10	0.36
100-01-6	4-Nitroaniline	ND		10	0.25
100-02-7	4-Nitrophenol	ND		10	1.5
83-32-9	Acenaphthene	ND		5.0	0.41
208-96-8	Acenaphthylene	ND		5.0	0.38
98-86-2	Acetophenone	ND		5.0	0.54
120-12-7	Anthracene	ND		5.0	0.28
1912-24-9	Atrazine	ND		5.0	0.46
100-52-7	Benzaldehyde	ND		5.0	0.27
56-55-3	Benzo (a) anthracene	ND		5.0	0.36
50-32-8	Benzo (a) pyrene	ND		5.0	0.47
205-99-2	Benzo (b) fluoranthene	ND		5.0	0.34

FORM I

GC/MS SEMI VOA ORGANICS ANALYSIS DATA SHEET

Lab Name: Eurofins TestAmerica, Buffalo Job No.: 480-192288-1
 SDG No.: _____
 Client Sample ID: FD-110921 Lab Sample ID: 480-192288-4
 Matrix: Water Lab File ID: Y02826831.D
 Analysis Method: 8270D Date Collected: 11/09/2021 00:00
 Extract. Method: 3510C Date Extracted: 11/15/2021 07:03
 Sample wt/vol: 250 (mL) Date Analyzed: 11/17/2021 23:11
 Con. Extract Vol.: 1 (mL) Dilution Factor: 1
 Injection Volume: 2 (uL) Level: (low/med) Low
 % Moisture: _____ GPC Cleanup: (Y/N) N
 Analysis Batch No.: 605348 Units: ug/L

CAS NO.	COMPOUND NAME	RESULT	Q	RL	MDL
191-24-2	Benzo (g,h,i) perylene	ND		5.0	0.35
207-08-9	Benzo (k) fluoranthene	ND		5.0	0.73
111-91-1	Bis (2-chloroethoxy) methane	ND		5.0	0.35
111-44-4	Bis (2-chloroethyl) ether	ND		5.0	0.40
117-81-7	Bis (2-ethylhexyl) phthalate	ND		5.0	2.2
85-68-7	Butyl benzyl phthalate	ND		5.0	1.0
105-60-2	Caprolactam	ND		5.0	2.2
86-74-8	Carbazole	ND		5.0	0.30
218-01-9	Chrysene	ND		5.0	0.33
84-74-2	Di-n-butyl phthalate	ND		5.0	0.31
117-84-0	Di-n-octyl phthalate	ND		5.0	0.47
53-70-3	Dibenz (a,h) anthracene	ND		5.0	0.42
132-64-9	Dibenzofuran	ND		10	0.51
84-66-2	Diethyl phthalate	ND		5.0	0.22
131-11-3	Dimethyl phthalate	ND		5.0	0.36
206-44-0	Fluoranthene	ND		5.0	0.40
86-73-7	Fluorene	ND		5.0	0.36
118-74-1	Hexachlorobenzene	ND		5.0	0.51
87-68-3	Hexachlorobutadiene	ND		5.0	0.68
77-47-4	Hexachlorocyclopentadiene	ND		5.0	0.59
67-72-1	Hexachloroethane	ND		5.0	0.59
193-39-5	Indeno (1,2,3-cd) pyrene	ND		5.0	0.47
78-59-1	Isophorone	ND		5.0	0.43
621-64-7	N-Nitrosodi-n-propylamine	ND		5.0	0.54
86-30-6	N-Nitrosodiphenylamine	ND		5.0	0.51
91-20-3	Naphthalene	ND		5.0	0.76
98-95-3	Nitrobenzene	ND		5.0	0.29
87-86-5	Pentachlorophenol	ND		10	2.2
85-01-8	Phenanthrene	ND		5.0	0.44
108-95-2	Phenol	ND		5.0	0.39
129-00-0	Pyrene	ND		5.0	0.34

FORM I
GC/MS SEMI VOA ORGANICS ANALYSIS DATA SHEET
TENTATIVELY IDENTIFIED COMPOUNDS

FD of MW-B3S

Lab Name: Eurofins TestAmerica, Buffalo Job No.: 480-192288-1
 SDG No.: _____
 Client Sample ID: FD-110921 Lab Sample ID: 480-192288-4
 Matrix: Water Lab File ID: Y02826831.D
 Analysis Method: 8270D Date Collected: 11/09/2021 00:00
 Extract. Method: 3510C Date Extracted: 11/15/2021 07:03
 Sample wt/vol: 250 (mL) Date Analyzed: 11/17/2021 23:11
 Con. Extract Vol.: 1 (mL) Dilution Factor: 1
 Injection Volume: 2 (uL) Level: (low/med) Low
 % Moisture: _____ GPC Cleanup: (Y/N) N
 Analysis Batch No.: 605348 Units: ug/L
 Number TICs Found: 15 TIC Result Total: 520.7

CAS NO.	COMPOUND NAME	RT	RESULT	Q	MATCH QUALITY
	Unknown	2.94	20	T J	
	Unknown	3.26	3.0	T J	
	Unknown	3.39	410	T J	
	Unknown	4.42	2.6	T J	
79-00-5	Ethane, 1,1,2-trichloro-	4.57	1.7	T J N	93%
	Unknown	4.90	1.8	T J	
	Unknown	5.18	24	T J	
	Unknown	5.88	5.6	T J	
	Column Bleed	6.23	20	T J	
	Column Bleed	7.18	7.4	T J	
	Column Bleed	8.06	2.3	T J	
	Unknown	11.06	2.8	T J	
	Unknown	11.45	15	T J	
	Unknown	12.03	2.8	T J	
	Unknown	12.45	1.7	T J	

FORM I
GC/MS SEMI VOA ORGANICS ANALYSIS DATA SHEET

Lab Name: Eurofins TestAmerica, Buffalo Job No.: 480-192288-1
 SDG No.: _____
 Client Sample ID: MW-B3D Lab Sample ID: 480-192288-5
 Matrix: Water Lab File ID: Y02826823.D
 Analysis Method: 8270D Date Collected: 11/09/2021 16:40
 Extract. Method: 3510C Date Extracted: 11/15/2021 07:03
 Sample wt/vol: 250 (mL) Date Analyzed: 11/17/2021 19:34
 Con. Extract Vol.: 1 (mL) Dilution Factor: 1
 Injection Volume: 2 (uL) Level: (low/med) Low
 % Moisture: _____ GPC Cleanup: (Y/N) N
 Analysis Batch No.: 605348 Units: ug/L

CAS NO.	COMPOUND NAME	RESULT	Q	RL	MDL
92-52-4	Biphenyl	ND		5.0	0.65
108-60-1	bis (2-chloroisopropyl) ether	ND		5.0	0.52
95-95-4	2,4,5-Trichlorophenol	ND	UJ	5.0	0.48
88-06-2	2,4,6-Trichlorophenol	ND	UJ	5.0	0.61
120-83-2	2,4-Dichlorophenol	ND	UJ	5.0	0.51
105-67-9	2,4-Dimethylphenol	ND	UJ	5.0	0.50
51-28-5	2,4-Dinitrophenol	ND	UJ	10	2.2
121-14-2	2,4-Dinitrotoluene	ND		5.0	0.45
606-20-2	2,6-Dinitrotoluene	ND		5.0	0.40
91-58-7	2-Chloronaphthalene	ND		5.0	0.46
95-57-8	2-Chlorophenol	ND	UJ	5.0	0.53
91-57-6	2-Methylnaphthalene	ND		5.0	0.60
95-48-7	2-Methylphenol	ND	UJ	5.0	0.40
88-74-4	2-Nitroaniline	ND		10	0.42
88-75-5	2-Nitrophenol	ND	UJ	5.0	0.48
91-94-1	3,3'-Dichlorobenzidine	ND		5.0	0.40
99-09-2	3-Nitroaniline	ND		10	0.48
534-52-1	4,6-Dinitro-2-methylphenol	ND	UJ	10	2.2
101-55-3	4-Bromophenyl phenyl ether	ND		5.0	0.45
59-50-7	4-Chloro-3-methylphenol	ND	UJ	5.0	0.45
106-47-8	4-Chloroaniline	ND		5.0	0.59
7005-72-3	4-Chlorophenyl phenyl ether	ND		5.0	0.35
106-44-5	4-Methylphenol	ND	UJ	10	0.36
100-01-6	4-Nitroaniline	ND		10	0.25
100-02-7	4-Nitrophenol	ND	UJ	10	1.5
83-32-9	Acenaphthene	ND		5.0	0.41
208-96-8	Acenaphthylene	ND		5.0	0.38
98-86-2	Acetophenone	ND		5.0	0.54
120-12-7	Anthracene	ND		5.0	0.28
1912-24-9	Atrazine	ND		5.0	0.46
100-52-7	Benzaldehyde	ND		5.0	0.27
56-55-3	Benzo (a) anthracene	ND		5.0	0.36
50-32-8	Benzo (a) pyrene	ND		5.0	0.47
205-99-2	Benzo (b) fluoranthene	ND		5.0	0.34

FORM I
GC/MS SEMI VOA ORGANICS ANALYSIS DATA SHEET

Lab Name: Eurofins TestAmerica, Buffalo Job No.: 480-192288-1
 SDG No.: _____
 Client Sample ID: MW-B3D Lab Sample ID: 480-192288-5
 Matrix: Water Lab File ID: Y02826823.D
 Analysis Method: 8270D Date Collected: 11/09/2021 16:40
 Extract. Method: 3510C Date Extracted: 11/15/2021 07:03
 Sample wt/vol: 250(mL) Date Analyzed: 11/17/2021 19:34
 Con. Extract Vol.: 1(mL) Dilution Factor: 1
 Injection Volume: 2(uL) Level: (low/med) Low
 % Moisture: _____ GPC Cleanup: (Y/N) N
 Analysis Batch No.: 605348 Units: ug/L

CAS NO.	COMPOUND NAME	RESULT	Q	RL	MDL
191-24-2	Benzo(g,h,i)perylene	ND		5.0	0.35
207-08-9	Benzo(k)fluoranthene	ND		5.0	0.73
111-91-1	Bis(2-chloroethoxy)methane	ND		5.0	0.35
111-44-4	Bis(2-chloroethyl)ether	ND		5.0	0.40
117-81-7	Bis(2-ethylhexyl) phthalate	ND		5.0	2.2
85-68-7	Butyl benzyl phthalate	ND		5.0	1.0
105-60-2	Caprolactam	ND		5.0	2.2
86-74-8	Carbazole	ND		5.0	0.30
218-01-9	Chrysene	ND		5.0	0.33
84-74-2	Di-n-butyl phthalate	ND		5.0	0.31
117-84-0	Di-n-octyl phthalate	ND		5.0	0.47
53-70-3	Dibenz(a,h)anthracene	ND		5.0	0.42
132-64-9	Dibenzofuran	ND		10	0.51
84-66-2	Diethyl phthalate	ND		5.0	0.22
131-11-3	Dimethyl phthalate	ND		5.0	0.36
206-44-0	Fluoranthene	ND		5.0	0.40
86-73-7	Fluorene	ND		5.0	0.36
118-74-1	Hexachlorobenzene	ND		5.0	0.51
87-68-3	Hexachlorobutadiene	ND		5.0	0.68
77-47-4	Hexachlorocyclopentadiene	ND		5.0	0.59
67-72-1	Hexachloroethane	ND		5.0	0.59
193-39-5	Indeno(1,2,3-cd)pyrene	ND		5.0	0.47
78-59-1	Isophorone	ND		5.0	0.43
621-64-7	N-Nitrosodi-n-propylamine	ND		5.0	0.54
86-30-6	N-Nitrosodiphenylamine	ND		5.0	0.51
91-20-3	Naphthalene	ND		5.0	0.76
98-95-3	Nitrobenzene	ND		5.0	0.29
87-86-5	Pentachlorophenol	ND	UJ	10	2.2
85-01-8	Phenanthrene	ND		5.0	0.44
108-95-2	Phenol	ND	UJ	5.0	0.39
129-00-0	Pyrene	ND		5.0	0.34

FORM I
GC/MS SEMI VOA ORGANICS ANALYSIS DATA SHEET
TENTATIVELY IDENTIFIED COMPOUNDS

Lab Name: Eurofins TestAmerica, Buffalo Job No.: 480-192288-1
 SDG No.: _____
 Client Sample ID: MW-B3D Lab Sample ID: 480-192288-5
 Matrix: Water Lab File ID: Y02826823.D
 Analysis Method: 8270D Date Collected: 11/09/2021 16:40
 Extract. Method: 3510C Date Extracted: 11/15/2021 07:03
 Sample wt/vol: 250 (mL) Date Analyzed: 11/17/2021 19:34
 Con. Extract Vol.: 1 (mL) Dilution Factor: 1
 Injection Volume: 2 (uL) Level: (low/med) Low
 % Moisture: _____ GPC Cleanup: (Y/N) N
 Analysis Batch No.: 605348 Units: ug/L
 Number TICs Found: 14 TIC Result Total: 440.4

CAS NO.	COMPOUND NAME	RT	RESULT	Q	MATCH QUALITY
	Unknown	2.94	19	T J	
	Unknown	3.25	1.7	T J	
	Unknown	3.38	370	T J	
	Unknown	4.42	2.8	T J	
	Unknown	5.17	16	T J	
	Unknown	5.86	4.1	T J	
	Unknown	5.88	8.8	T J	
	Unknown	6.23	3.7	T J	
	Column Bleed	7.18	3.6	T J	
	Column Bleed	8.06	2.0	T J	
	Unknown	10.48	1.6	T J	
	Unknown	11.06	1.8	T J	
	Unknown	11.44	3.5	T J	
	Unknown	12.03	1.8	T J	

FORM I
GC/MS SEMI VOA ORGANICS ANALYSIS DATA SHEET

Lab Name: Eurofins TestAmerica, Buffalo Job No.: 480-192288-1
 SDG No.: _____
 Client Sample ID: MW-05S Lab Sample ID: 480-192288-6
 Matrix: Water Lab File ID: Y02826832.D
 Analysis Method: 8270D Date Collected: 11/09/2021 08:50
 Extract. Method: 3510C Date Extracted: 11/15/2021 07:03
 Sample wt/vol: 210(mL) Date Analyzed: 11/17/2021 23:38
 Con. Extract Vol.: 1(mL) Dilution Factor: 1
 Injection Volume: 2(uL) Level: (low/med) Low
 % Moisture: _____ GPC Cleanup: (Y/N) N
 Analysis Batch No.: 605348 Units: ug/L

CAS NO.	COMPOUND NAME	RESULT	Q	RL	MDL
92-52-4	Biphenyl	ND		6.0	0.78
108-60-1	bis (2-chloroisopropyl) ether	ND		6.0	0.62
95-95-4	2,4,5-Trichlorophenol	ND		6.0	0.57
88-06-2	2,4,6-Trichlorophenol	ND		6.0	0.73
120-83-2	2,4-Dichlorophenol	ND		6.0	0.61
105-67-9	2,4-Dimethylphenol	ND		6.0	0.60
51-28-5	2,4-Dinitrophenol	ND		12	2.6
121-14-2	2,4-Dinitrotoluene	ND		6.0	0.53
606-20-2	2,6-Dinitrotoluene	ND		6.0	0.48
91-58-7	2-Chloronaphthalene	ND		6.0	0.55
95-57-8	2-Chlorophenol	ND		6.0	0.63
91-57-6	2-Methylnaphthalene	ND		6.0	0.71
95-48-7	2-Methylphenol	ND		6.0	0.48
88-74-4	2-Nitroaniline	ND		12	0.50
88-75-5	2-Nitrophenol	ND		6.0	0.57
91-94-1	3,3'-Dichlorobenzidine	ND		6.0	0.48
99-09-2	3-Nitroaniline	ND		12	0.57
534-52-1	4,6-Dinitro-2-methylphenol	ND		12	2.6
101-55-3	4-Bromophenyl phenyl ether	ND		6.0	0.54
59-50-7	4-Chloro-3-methylphenol	ND		6.0	0.54
106-47-8	4-Chloroaniline	ND		6.0	0.70
7005-72-3	4-Chlorophenyl phenyl ether	ND		6.0	0.42
106-44-5	4-Methylphenol	ND		12	0.43
100-01-6	4-Nitroaniline	ND		12	0.30
100-02-7	4-Nitrophenol	ND		12	1.8
83-32-9	Acenaphthene	ND		6.0	0.49
208-96-8	Acenaphthylene	ND		6.0	0.45
98-86-2	Acetophenone	ND		6.0	0.64
120-12-7	Anthracene	ND		6.0	0.33
1912-24-9	Atrazine	ND		6.0	0.55
100-52-7	Benzaldehyde	ND		6.0	0.32
56-55-3	Benzo (a) anthracene	ND		6.0	0.43
50-32-8	Benzo (a) pyrene	ND		6.0	0.56
205-99-2	Benzo (b) fluoranthene	ND		6.0	0.40

FORM I
GC/MS SEMI VOA ORGANICS ANALYSIS DATA SHEET

Lab Name: Eurofins TestAmerica, Buffalo Job No.: 480-192288-1
 SDG No.: _____
 Client Sample ID: MW-05S Lab Sample ID: 480-192288-6
 Matrix: Water Lab File ID: Y02826832.D
 Analysis Method: 8270D Date Collected: 11/09/2021 08:50
 Extract. Method: 3510C Date Extracted: 11/15/2021 07:03
 Sample wt/vol: 210(mL) Date Analyzed: 11/17/2021 23:38
 Con. Extract Vol.: 1(mL) Dilution Factor: 1
 Injection Volume: 2(uL) Level: (low/med) Low
 % Moisture: _____ GPC Cleanup: (Y/N) N
 Analysis Batch No.: 605348 Units: ug/L

CAS NO.	COMPOUND NAME	RESULT	Q	RL	MDL
191-24-2	Benzo(g,h,i)perylene	ND		6.0	0.42
207-08-9	Benzo(k)fluoranthene	ND		6.0	0.87
111-91-1	Bis(2-chloroethoxy)methane	ND		6.0	0.42
111-44-4	Bis(2-chloroethyl)ether	ND		6.0	0.48
117-81-7	Bis(2-ethylhexyl) phthalate	ND		6.0	2.6
85-68-7	Butyl benzyl phthalate	ND		6.0	1.2
105-60-2	Caprolactam	ND		6.0	2.6
86-74-8	Carbazole	ND		6.0	0.36
218-01-9	Chrysene	ND		6.0	0.39
84-74-2	Di-n-butyl phthalate	ND		6.0	0.37
117-84-0	Di-n-octyl phthalate	ND		6.0	0.56
53-70-3	Dibenz(a,h)anthracene	ND		6.0	0.50
132-64-9	Dibenzofuran	ND		12	0.61
84-66-2	Diethyl phthalate	ND		6.0	0.26
131-11-3	Dimethyl phthalate	ND		6.0	0.43
206-44-0	Fluoranthene	ND		6.0	0.48
86-73-7	Fluorene	ND		6.0	0.43
118-74-1	Hexachlorobenzene	ND		6.0	0.61
87-68-3	Hexachlorobutadiene	ND		6.0	0.81
77-47-4	Hexachlorocyclopentadiene	ND		6.0	0.70
67-72-1	Hexachloroethane	ND		6.0	0.70
193-39-5	Indeno(1,2,3-cd)pyrene	ND		6.0	0.56
78-59-1	Isophorone	ND		6.0	0.51
621-64-7	N-Nitrosodi-n-propylamine	ND		6.0	0.64
86-30-6	N-Nitrosodiphenylamine	ND		6.0	0.61
91-20-3	Naphthalene	ND		6.0	0.90
98-95-3	Nitrobenzene	ND		6.0	0.35
87-86-5	Pentachlorophenol	ND		12	2.6
85-01-8	Phenanthrene	ND		6.0	0.52
108-95-2	Phenol	ND		6.0	0.46
129-00-0	Pyrene	ND		6.0	0.40

FORM I
GC/MS SEMI VOA ORGANICS ANALYSIS DATA SHEET
TENTATIVELY IDENTIFIED COMPOUNDS

Lab Name: Eurofins TestAmerica, Buffalo Job No.: 480-192288-1
 SDG No.: _____
 Client Sample ID: MW-05S Lab Sample ID: 480-192288-6
 Matrix: Water Lab File ID: Y02826832.D
 Analysis Method: 8270D Date Collected: 11/09/2021 08:50
 Extract. Method: 3510C Date Extracted: 11/15/2021 07:03
 Sample wt/vol: 210(mL) Date Analyzed: 11/17/2021 23:38
 Con. Extract Vol.: 1(mL) Dilution Factor: 1
 Injection Volume: 2(uL) Level: (low/med) Low
 % Moisture: _____ GPC Cleanup: (Y/N) N
 Analysis Batch No.: 605348 Units: ug/L
 Number TICs Found: 18 TIC Result Total: 632.5

CAS NO.	COMPOUND NAME	RT	RESULT	Q	MATCH QUALITY
	Unknown	2.95	24	T J	
	Unknown	3.30	24	T J	
	Unknown	3.39	480	T J	
	Unknown	4.42	3.8	T J	
79-00-5	Ethane, 1,1,2-trichloro-	4.57	1.9	T J N	96%
	Unknown	5.18	20	T J	
79-34-5	Ethane, 1,1,2,2-tetrachloro-	5.88	2.9	T J N	87%
	Unknown	6.23	5.5	T J	
	Column Bleed	7.18	6.0	T J	
	Unknown	8.06	3.0	T J	
24535-53-3	4-Nitro-4'-chlorodiphenylsulphoxide	8.84	2.1	T J N	92%
	Unknown	10.48	2.9	T J	
	Unknown	11.01	2.3	T J	
	Unknown	11.06	6.8	T J	
	Unknown	11.44	33	T J	
	Unknown	11.77	3.1	T J	
	Unknown	12.03	7.4	T J	
	Unknown	14.53	3.8	T J	

FORM I
GC/MS SEMI VOA ORGANICS ANALYSIS DATA SHEET

Lab Name: Eurofins TestAmerica, Buffalo Job No.: 480-192288-1
 SDG No.: _____
 Client Sample ID: MW-05I Lab Sample ID: 480-192288-7
 Matrix: Water Lab File ID: Y02826833.D
 Analysis Method: 8270D Date Collected: 11/09/2021 09:38
 Extract. Method: 3510C Date Extracted: 11/15/2021 07:03
 Sample wt/vol: 250 (mL) Date Analyzed: 11/18/2021 00:05
 Con. Extract Vol.: 1 (mL) Dilution Factor: 1
 Injection Volume: 2 (uL) Level: (low/med) Low
 % Moisture: _____ GPC Cleanup: (Y/N) N
 Analysis Batch No.: 605348 Units: ug/L

CAS NO.	COMPOUND NAME	RESULT	Q	RL	MDL
92-52-4	Biphenyl	ND		5.0	0.65
108-60-1	bis (2-chloroisopropyl) ether	ND		5.0	0.52
95-95-4	2,4,5-Trichlorophenol	ND		5.0	0.48
88-06-2	2,4,6-Trichlorophenol	ND		5.0	0.61
120-83-2	2,4-Dichlorophenol	ND		5.0	0.51
105-67-9	2,4-Dimethylphenol	ND		5.0	0.50
51-28-5	2,4-Dinitrophenol	ND		10	2.2
121-14-2	2,4-Dinitrotoluene	ND		5.0	0.45
606-20-2	2,6-Dinitrotoluene	ND		5.0	0.40
91-58-7	2-Chloronaphthalene	ND		5.0	0.46
95-57-8	2-Chlorophenol	ND		5.0	0.53
91-57-6	2-Methylnaphthalene	ND		5.0	0.60
95-48-7	2-Methylphenol	ND		5.0	0.40
88-74-4	2-Nitroaniline	ND		10	0.42
88-75-5	2-Nitrophenol	ND		5.0	0.48
91-94-1	3,3'-Dichlorobenzidine	ND		5.0	0.40
99-09-2	3-Nitroaniline	ND		10	0.48
534-52-1	4,6-Dinitro-2-methylphenol	ND		10	2.2
101-55-3	4-Bromophenyl phenyl ether	ND		5.0	0.45
59-50-7	4-Chloro-3-methylphenol	ND		5.0	0.45
106-47-8	4-Chloroaniline	ND		5.0	0.59
7005-72-3	4-Chlorophenyl phenyl ether	ND		5.0	0.35
106-44-5	4-Methylphenol	ND		10	0.36
100-01-6	4-Nitroaniline	ND		10	0.25
100-02-7	4-Nitrophenol	ND		10	1.5
83-32-9	Acenaphthene	ND		5.0	0.41
208-96-8	Acenaphthylene	ND		5.0	0.38
98-86-2	Acetophenone	ND		5.0	0.54
120-12-7	Anthracene	ND		5.0	0.28
1912-24-9	Atrazine	ND		5.0	0.46
100-52-7	Benzaldehyde	ND		5.0	0.27
56-55-3	Benzo (a) anthracene	ND		5.0	0.36
50-32-8	Benzo (a) pyrene	ND		5.0	0.47
205-99-2	Benzo (b) fluoranthene	ND		5.0	0.34

FORM I
GC/MS SEMI VOA ORGANICS ANALYSIS DATA SHEET

Lab Name: Eurofins TestAmerica, Buffalo Job No.: 480-192288-1
 SDG No.: _____
 Client Sample ID: MW-05I Lab Sample ID: 480-192288-7
 Matrix: Water Lab File ID: Y02826833.D
 Analysis Method: 8270D Date Collected: 11/09/2021 09:38
 Extract. Method: 3510C Date Extracted: 11/15/2021 07:03
 Sample wt/vol: 250(mL) Date Analyzed: 11/18/2021 00:05
 Con. Extract Vol.: 1(mL) Dilution Factor: 1
 Injection Volume: 2(uL) Level: (low/med) Low
 % Moisture: _____ GPC Cleanup: (Y/N) N
 Analysis Batch No.: 605348 Units: ug/L

CAS NO.	COMPOUND NAME	RESULT	Q	RL	MDL
191-24-2	Benzo(g,h,i)perylene	ND		5.0	0.35
207-08-9	Benzo(k)fluoranthene	ND		5.0	0.73
111-91-1	Bis(2-chloroethoxy)methane	ND		5.0	0.35
111-44-4	Bis(2-chloroethyl)ether	ND		5.0	0.40
117-81-7	Bis(2-ethylhexyl) phthalate	ND		5.0	2.2
85-68-7	Butyl benzyl phthalate	ND		5.0	1.0
105-60-2	Caprolactam	ND		5.0	2.2
86-74-8	Carbazole	ND		5.0	0.30
218-01-9	Chrysene	ND		5.0	0.33
84-74-2	Di-n-butyl phthalate	ND		5.0	0.31
117-84-0	Di-n-octyl phthalate	ND		5.0	0.47
53-70-3	Dibenz(a,h)anthracene	ND		5.0	0.42
132-64-9	Dibenzofuran	ND		10	0.51
84-66-2	Diethyl phthalate	ND		5.0	0.22
131-11-3	Dimethyl phthalate	ND		5.0	0.36
206-44-0	Fluoranthene	ND		5.0	0.40
86-73-7	Fluorene	ND		5.0	0.36
118-74-1	Hexachlorobenzene	ND		5.0	0.51
87-68-3	Hexachlorobutadiene	ND		5.0	0.68
77-47-4	Hexachlorocyclopentadiene	ND		5.0	0.59
67-72-1	Hexachloroethane	ND		5.0	0.59
193-39-5	Indeno(1,2,3-cd)pyrene	ND		5.0	0.47
78-59-1	Isophorone	ND		5.0	0.43
621-64-7	N-Nitrosodi-n-propylamine	ND		5.0	0.54
86-30-6	N-Nitrosodiphenylamine	ND		5.0	0.51
91-20-3	Naphthalene	ND		5.0	0.76
98-95-3	Nitrobenzene	ND		5.0	0.29
87-86-5	Pentachlorophenol	ND		10	2.2
85-01-8	Phenanthrene	ND		5.0	0.44
108-95-2	Phenol	ND		5.0	0.39
129-00-0	Pyrene	ND		5.0	0.34

FORM I
GC/MS SEMI VOA ORGANICS ANALYSIS DATA SHEET
TENTATIVELY IDENTIFIED COMPOUNDS

Lab Name: Eurofins TestAmerica, Buffalo Job No.: 480-192288-1
 SDG No.: _____
 Client Sample ID: MW-05I Lab Sample ID: 480-192288-7
 Matrix: Water Lab File ID: Y02826833.D
 Analysis Method: 8270D Date Collected: 11/09/2021 09:38
 Extract. Method: 3510C Date Extracted: 11/15/2021 07:03
 Sample wt/vol: 250(mL) Date Analyzed: 11/18/2021 00:05
 Con. Extract Vol.: 1(mL) Dilution Factor: 1
 Injection Volume: 2(uL) Level: (low/med) Low
 % Moisture: _____ GPC Cleanup: (Y/N) N
 Analysis Batch No.: 605348 Units: ug/L
 Number TICs Found: 14 TIC Result Total: 545.1

CAS NO.	COMPOUND NAME	RT	RESULT	Q	MATCH QUALITY
	Unknown	2.95	20	T J	
	Unknown	3.26	3.4	T J	
	Unknown	3.39	420	T J	
	Unknown	4.42	3.2	T J	
	Unknown	5.18	19	T J	
	Unknown	6.23	3.3	T J	
	Column Bleed	7.18	4.4	T J	
	Column Bleed	8.06	2.2	T J	
	Unknown	11.01	2.1	T J	
	Unknown	11.06	6.4	T J	
	Unknown	11.44	29	T J	
	Unknown	11.77	2.6	T J	
	Unknown	12.03	6.5	T J	
	Unknown	14.56	23	T J	

FORM I
GC/MS SEMI VOA ORGANICS ANALYSIS DATA SHEET

Lab Name: Eurofins TestAmerica, Buffalo Job No.: 480-192288-1
 SDG No.: _____
 Client Sample ID: MW-05D Lab Sample ID: 480-192288-8
 Matrix: Water Lab File ID: Y02826834.D
 Analysis Method: 8270D Date Collected: 11/10/2021 10:32
 Extract. Method: 3510C Date Extracted: 11/15/2021 07:03
 Sample wt/vol: 250 (mL) Date Analyzed: 11/18/2021 00:32
 Con. Extract Vol.: 1 (mL) Dilution Factor: 1
 Injection Volume: 2 (uL) Level: (low/med) Low
 % Moisture: _____ GPC Cleanup: (Y/N) N
 Analysis Batch No.: 605348 Units: ug/L

CAS NO.	COMPOUND NAME	RESULT	Q	RL	MDL
92-52-4	Biphenyl	ND		5.0	0.65
108-60-1	bis (2-chloroisopropyl) ether	ND		5.0	0.52
95-95-4	2,4,5-Trichlorophenol	ND		5.0	0.48
88-06-2	2,4,6-Trichlorophenol	ND		5.0	0.61
120-83-2	2,4-Dichlorophenol	ND		5.0	0.51
105-67-9	2,4-Dimethylphenol	ND		5.0	0.50
51-28-5	2,4-Dinitrophenol	ND		10	2.2
121-14-2	2,4-Dinitrotoluene	ND		5.0	0.45
606-20-2	2,6-Dinitrotoluene	ND		5.0	0.40
91-58-7	2-Chloronaphthalene	ND		5.0	0.46
95-57-8	2-Chlorophenol	ND		5.0	0.53
91-57-6	2-Methylnaphthalene	ND		5.0	0.60
95-48-7	2-Methylphenol	ND		5.0	0.40
88-74-4	2-Nitroaniline	ND		10	0.42
88-75-5	2-Nitrophenol	ND		5.0	0.48
91-94-1	3,3'-Dichlorobenzidine	ND		5.0	0.40
99-09-2	3-Nitroaniline	ND		10	0.48
534-52-1	4,6-Dinitro-2-methylphenol	ND		10	2.2
101-55-3	4-Bromophenyl phenyl ether	ND		5.0	0.45
59-50-7	4-Chloro-3-methylphenol	ND		5.0	0.45
106-47-8	4-Chloroaniline	ND		5.0	0.59
7005-72-3	4-Chlorophenyl phenyl ether	ND		5.0	0.35
106-44-5	4-Methylphenol	ND		10	0.36
100-01-6	4-Nitroaniline	ND		10	0.25
100-02-7	4-Nitrophenol	ND		10	1.5
83-32-9	Acenaphthene	ND		5.0	0.41
208-96-8	Acenaphthylene	ND		5.0	0.38
98-86-2	Acetophenone	ND		5.0	0.54
120-12-7	Anthracene	ND		5.0	0.28
1912-24-9	Atrazine	ND		5.0	0.46
100-52-7	Benzaldehyde	ND		5.0	0.27
56-55-3	Benzo (a) anthracene	ND		5.0	0.36
50-32-8	Benzo (a) pyrene	ND		5.0	0.47
205-99-2	Benzo (b) fluoranthene	ND		5.0	0.34

FORM I
GC/MS SEMI VOA ORGANICS ANALYSIS DATA SHEET

Lab Name: Eurofins TestAmerica, Buffalo Job No.: 480-192288-1
 SDG No.: _____
 Client Sample ID: MW-05D Lab Sample ID: 480-192288-8
 Matrix: Water Lab File ID: Y02826834.D
 Analysis Method: 8270D Date Collected: 11/10/2021 10:32
 Extract. Method: 3510C Date Extracted: 11/15/2021 07:03
 Sample wt/vol: 250(mL) Date Analyzed: 11/18/2021 00:32
 Con. Extract Vol.: 1(mL) Dilution Factor: 1
 Injection Volume: 2(uL) Level: (low/med) Low
 % Moisture: _____ GPC Cleanup: (Y/N) N
 Analysis Batch No.: 605348 Units: ug/L

CAS NO.	COMPOUND NAME	RESULT	Q	RL	MDL
191-24-2	Benzo(g,h,i)perylene	ND		5.0	0.35
207-08-9	Benzo(k)fluoranthene	ND		5.0	0.73
111-91-1	Bis(2-chloroethoxy)methane	ND		5.0	0.35
111-44-4	Bis(2-chloroethyl)ether	ND		5.0	0.40
117-81-7	Bis(2-ethylhexyl) phthalate	ND		5.0	2.2
85-68-7	Butyl benzyl phthalate	ND		5.0	1.0
105-60-2	Caprolactam	ND		5.0	2.2
86-74-8	Carbazole	ND		5.0	0.30
218-01-9	Chrysene	ND		5.0	0.33
84-74-2	Di-n-butyl phthalate	ND		5.0	0.31
117-84-0	Di-n-octyl phthalate	ND		5.0	0.47
53-70-3	Dibenz(a,h)anthracene	ND		5.0	0.42
132-64-9	Dibenzofuran	ND		10	0.51
84-66-2	Diethyl phthalate	ND		5.0	0.22
131-11-3	Dimethyl phthalate	ND		5.0	0.36
206-44-0	Fluoranthene	ND		5.0	0.40
86-73-7	Fluorene	ND		5.0	0.36
118-74-1	Hexachlorobenzene	ND		5.0	0.51
87-68-3	Hexachlorobutadiene	ND		5.0	0.68
77-47-4	Hexachlorocyclopentadiene	ND		5.0	0.59
67-72-1	Hexachloroethane	ND		5.0	0.59
193-39-5	Indeno(1,2,3-cd)pyrene	ND		5.0	0.47
78-59-1	Isophorone	ND		5.0	0.43
621-64-7	N-Nitrosodi-n-propylamine	ND		5.0	0.54
86-30-6	N-Nitrosodiphenylamine	ND		5.0	0.51
91-20-3	Naphthalene	ND		5.0	0.76
98-95-3	Nitrobenzene	ND		5.0	0.29
87-86-5	Pentachlorophenol	ND		10	2.2
85-01-8	Phenanthrene	ND		5.0	0.44
108-95-2	Phenol	ND		5.0	0.39
129-00-0	Pyrene	ND		5.0	0.34

FORM I
GC/MS SEMI VOA ORGANICS ANALYSIS DATA SHEET
TENTATIVELY IDENTIFIED COMPOUNDS

Lab Name: Eurofins TestAmerica, Buffalo Job No.: 480-192288-1
 SDG No.: _____
 Client Sample ID: MW-05D Lab Sample ID: 480-192288-8
 Matrix: Water Lab File ID: Y02826834.D
 Analysis Method: 8270D Date Collected: 11/10/2021 10:32
 Extract. Method: 3510C Date Extracted: 11/15/2021 07:03
 Sample wt/vol: 250 (mL) Date Analyzed: 11/18/2021 00:32
 Con. Extract Vol.: 1 (mL) Dilution Factor: 1
 Injection Volume: 2 (uL) Level: (low/med) Low
 % Moisture: _____ GPC Cleanup: (Y/N) N
 Analysis Batch No.: 605348 Units: ug/L
 Number TICs Found: 14 TIC Result Total: 474.3

CAS NO.	COMPOUND NAME	RT	RESULT	Q	MATCH QUALITY
	Unknown	2.94	19	T J	
	Unknown	3.26	2.7	T J	
	Unknown	3.29	2.6	T J	
	Unknown	3.38	400	T J	
	Unknown	4.42	2.5	T J	
	Unknown	5.18	18	T J	
79-34-5	Ethane, 1,1,2,2-tetrachloro-	5.88	2.1	T J N	95%
	Column Bleed	6.23	3.6	T J	
	Unknown	7.18	4.8	T J	
	Column Bleed	8.06	1.9	T J	
	Unknown	11.06	2.5	T J	
	Unknown	11.44	6.3	T J	
	Unknown	12.03	4.6	T J	
	Unknown	12.45	3.7	T J	

FORM I
GC/MS SEMI VOA ORGANICS ANALYSIS DATA SHEET

Lab Name: Eurofins TestAmerica, Buffalo Job No.: 480-192288-1
 SDG No.: _____
 Client Sample ID: MW-B1S Lab Sample ID: 480-192288-9
 Matrix: Water Lab File ID: Y02826839.D
 Analysis Method: 8270D Date Collected: 11/10/2021 10:55
 Extract. Method: 3510C Date Extracted: 11/15/2021 07:03
 Sample wt/vol: 225 (mL) Date Analyzed: 11/18/2021 02:48
 Con. Extract Vol.: 1 (mL) Dilution Factor: 1
 Injection Volume: 2 (uL) Level: (low/med) Low
 % Moisture: _____ GPC Cleanup: (Y/N) N
 Analysis Batch No.: 605352 Units: ug/L

CAS NO.	COMPOUND NAME	RESULT	Q	RL	MDL
92-52-4	Biphenyl	ND		5.6	0.73
108-60-1	bis (2-chloroisopropyl) ether	ND		5.6	0.58
95-95-4	2,4,5-Trichlorophenol	ND		5.6	0.53
88-06-2	2,4,6-Trichlorophenol	ND		5.6	0.68
120-83-2	2,4-Dichlorophenol	ND		5.6	0.57
105-67-9	2,4-Dimethylphenol	ND		5.6	0.56
51-28-5	2,4-Dinitrophenol	ND	UJ	11	2.5
121-14-2	2,4-Dinitrotoluene	ND		5.6	0.50
606-20-2	2,6-Dinitrotoluene	ND		5.6	0.44
91-58-7	2-Chloronaphthalene	ND		5.6	0.51
95-57-8	2-Chlorophenol	ND		5.6	0.59
91-57-6	2-Methylnaphthalene	ND		5.6	0.67
95-48-7	2-Methylphenol	ND		5.6	0.44
88-74-4	2-Nitroaniline	ND		11	0.47
88-75-5	2-Nitrophenol	ND		5.6	0.53
91-94-1	3,3'-Dichlorobenzidine	ND		5.6	0.44
99-09-2	3-Nitroaniline	ND		11	0.53
534-52-1	4,6-Dinitro-2-methylphenol	ND		11	2.4
101-55-3	4-Bromophenyl phenyl ether	ND		5.6	0.50
59-50-7	4-Chloro-3-methylphenol	ND		5.6	0.50
106-47-8	4-Chloroaniline	ND		5.6	0.66
7005-72-3	4-Chlorophenyl phenyl ether	ND		5.6	0.39
106-44-5	4-Methylphenol	ND		11	0.40
100-01-6	4-Nitroaniline	ND		11	0.28
100-02-7	4-Nitrophenol	ND		11	1.7
83-32-9	Acenaphthene	ND		5.6	0.46
208-96-8	Acenaphthylene	ND		5.6	0.42
98-86-2	Acetophenone	ND		5.6	0.60
120-12-7	Anthracene	ND		5.6	0.31
1912-24-9	Atrazine	ND		5.6	0.51
100-52-7	Benzaldehyde	ND		5.6	0.30
56-55-3	Benzo (a) anthracene	ND		5.6	0.40
50-32-8	Benzo (a) pyrene	ND		5.6	0.52
205-99-2	Benzo (b) fluoranthene	ND		5.6	0.38

FORM I
GC/MS SEMI VOA ORGANICS ANALYSIS DATA SHEET

Lab Name: Eurofins TestAmerica, Buffalo Job No.: 480-192288-1
 SDG No.: _____
 Client Sample ID: MW-B1S Lab Sample ID: 480-192288-9
 Matrix: Water Lab File ID: Y02826839.D
 Analysis Method: 8270D Date Collected: 11/10/2021 10:55
 Extract. Method: 3510C Date Extracted: 11/15/2021 07:03
 Sample wt/vol: 225(mL) Date Analyzed: 11/18/2021 02:48
 Con. Extract Vol.: 1(mL) Dilution Factor: 1
 Injection Volume: 2(uL) Level: (low/med) Low
 % Moisture: _____ GPC Cleanup: (Y/N) N
 Analysis Batch No.: 605352 Units: ug/L

CAS NO.	COMPOUND NAME	RESULT	Q	RL	MDL
191-24-2	Benzo(g,h,i)perylene	ND		5.6	0.39
207-08-9	Benzo(k)fluoranthene	ND		5.6	0.81
111-91-1	Bis(2-chloroethoxy)methane	ND		5.6	0.39
111-44-4	Bis(2-chloroethyl)ether	ND		5.6	0.44
117-81-7	Bis(2-ethylhexyl) phthalate	ND		5.6	2.4
85-68-7	Butyl benzyl phthalate	ND		5.6	1.1
105-60-2	Caprolactam	ND		5.6	2.4
86-74-8	Carbazole	ND		5.6	0.33
218-01-9	Chrysene	ND		5.6	0.37
84-74-2	Di-n-butyl phthalate	ND		5.6	0.34
117-84-0	Di-n-octyl phthalate	ND		5.6	0.52
53-70-3	Dibenz(a,h)anthracene	ND		5.6	0.47
132-64-9	Dibenzofuran	ND		11	0.57
84-66-2	Diethyl phthalate	ND		5.6	0.24
131-11-3	Dimethyl phthalate	ND		5.6	0.40
206-44-0	Fluoranthene	ND		5.6	0.44
86-73-7	Fluorene	ND		5.6	0.40
118-74-1	Hexachlorobenzene	ND		5.6	0.57
87-68-3	Hexachlorobutadiene	ND		5.6	0.76
77-47-4	Hexachlorocyclopentadiene	ND	UJ	5.6	0.66
67-72-1	Hexachloroethane	ND		5.6	0.66
193-39-5	Indeno(1,2,3-cd)pyrene	ND		5.6	0.52
78-59-1	Isophorone	ND		5.6	0.48
621-64-7	N-Nitrosodi-n-propylamine	ND		5.6	0.60
86-30-6	N-Nitrosodiphenylamine	ND		5.6	0.57
91-20-3	Naphthalene	ND		5.6	0.84
98-95-3	Nitrobenzene	ND		5.6	0.32
87-86-5	Pentachlorophenol	ND	UJ	11	2.4
85-01-8	Phenanthrene	ND		5.6	0.49
108-95-2	Phenol	ND		5.6	0.43
129-00-0	Pyrene	ND		5.6	0.38

FORM I
GC/MS SEMI VOA ORGANICS ANALYSIS DATA SHEET
TENTATIVELY IDENTIFIED COMPOUNDS

Lab Name: Eurofins TestAmerica, Buffalo Job No.: 480-192288-1
 SDG No.: _____
 Client Sample ID: MW-B1S Lab Sample ID: 480-192288-9
 Matrix: Water Lab File ID: Y02826839.D
 Analysis Method: 8270D Date Collected: 11/10/2021 10:55
 Extract. Method: 3510C Date Extracted: 11/15/2021 07:03
 Sample wt/vol: 225(mL) Date Analyzed: 11/18/2021 02:48
 Con. Extract Vol.: 1(mL) Dilution Factor: 1
 Injection Volume: 2(uL) Level: (low/med) Low
 % Moisture: _____ GPC Cleanup: (Y/N) N
 Analysis Batch No.: 605352 Units: ug/L
 Number TICs Found: 15 TIC Result Total: 607.9

CAS NO.	COMPOUND NAME	RT	RESULT	Q	MATCH QUALITY
	Unknown	2.95	25	T J	
	Unknown	3.27	3.4	T J	
	Unknown	3.34	20	T J	
	Unknown	3.39	460	T J	
	Unknown	4.42	3.3	T J	
79-00-5	Ethane, 1,1,2-trichloro-	4.57	1.8	T J N	89%
	Unknown	5.18	28	T J	
	Column Bleed	6.23	4.8	T J	
	Column Bleed	7.18	6.1	T J	
	Unknown	8.06	2.0	T J	
	Unknown	11.06	4.9	T J	
	Unknown	11.44	19	T J	
	Unknown	12.03	5.8	T J	
	Unknown	12.45	6.8	T J	
	Unknown	14.56	17	T J	

FORM I
GC/MS SEMI VOA ORGANICS ANALYSIS DATA SHEET

Lab Name: Eurofins TestAmerica, Buffalo Job No.: 480-192288-1
 SDG No.: _____
 Client Sample ID: MW-B1D Lab Sample ID: 480-192288-10
 Matrix: Water Lab File ID: Y02826840.D
 Analysis Method: 8270D Date Collected: 11/10/2021 11:10
 Extract. Method: 3510C Date Extracted: 11/15/2021 07:03
 Sample wt/vol: 250(mL) Date Analyzed: 11/18/2021 03:15
 Con. Extract Vol.: 1(mL) Dilution Factor: 1
 Injection Volume: 2(uL) Level: (low/med) Low
 % Moisture: _____ GPC Cleanup: (Y/N) N
 Analysis Batch No.: 605352 Units: ug/L

CAS NO.	COMPOUND NAME	RESULT	Q	RL	MDL
92-52-4	Biphenyl	ND		5.0	0.65
108-60-1	bis (2-chloroisopropyl) ether	ND		5.0	0.52
95-95-4	2,4,5-Trichlorophenol	ND		5.0	0.48
88-06-2	2,4,6-Trichlorophenol	ND		5.0	0.61
120-83-2	2,4-Dichlorophenol	ND		5.0	0.51
105-67-9	2,4-Dimethylphenol	ND		5.0	0.50
51-28-5	2,4-Dinitrophenol	ND	UJ	10	2.2
121-14-2	2,4-Dinitrotoluene	ND		5.0	0.45
606-20-2	2,6-Dinitrotoluene	ND		5.0	0.40
91-58-7	2-Chloronaphthalene	ND		5.0	0.46
95-57-8	2-Chlorophenol	ND		5.0	0.53
91-57-6	2-Methylnaphthalene	ND		5.0	0.60
95-48-7	2-Methylphenol	ND		5.0	0.40
88-74-4	2-Nitroaniline	ND		10	0.42
88-75-5	2-Nitrophenol	ND		5.0	0.48
91-94-1	3,3'-Dichlorobenzidine	ND		5.0	0.40
99-09-2	3-Nitroaniline	ND		10	0.48
534-52-1	4,6-Dinitro-2-methylphenol	ND		10	2.2
101-55-3	4-Bromophenyl phenyl ether	ND		5.0	0.45
59-50-7	4-Chloro-3-methylphenol	ND		5.0	0.45
106-47-8	4-Chloroaniline	ND		5.0	0.59
7005-72-3	4-Chlorophenyl phenyl ether	ND		5.0	0.35
106-44-5	4-Methylphenol	ND		10	0.36
100-01-6	4-Nitroaniline	ND		10	0.25
100-02-7	4-Nitrophenol	ND		10	1.5
83-32-9	Acenaphthene	ND		5.0	0.41
208-96-8	Acenaphthylene	ND		5.0	0.38
98-86-2	Acetophenone	ND		5.0	0.54
120-12-7	Anthracene	ND		5.0	0.28
1912-24-9	Atrazine	ND		5.0	0.46
100-52-7	Benzaldehyde	ND		5.0	0.27
56-55-3	Benzo (a) anthracene	ND		5.0	0.36
50-32-8	Benzo (a) pyrene	ND		5.0	0.47
205-99-2	Benzo (b) fluoranthene	ND		5.0	0.34

FORM I
GC/MS SEMI VOA ORGANICS ANALYSIS DATA SHEET

Lab Name: Eurofins TestAmerica, Buffalo Job No.: 480-192288-1
 SDG No.: _____
 Client Sample ID: MW-B1D Lab Sample ID: 480-192288-10
 Matrix: Water Lab File ID: Y02826840.D
 Analysis Method: 8270D Date Collected: 11/10/2021 11:10
 Extract. Method: 3510C Date Extracted: 11/15/2021 07:03
 Sample wt/vol: 250(mL) Date Analyzed: 11/18/2021 03:15
 Con. Extract Vol.: 1(mL) Dilution Factor: 1
 Injection Volume: 2(uL) Level: (low/med) Low
 % Moisture: _____ GPC Cleanup: (Y/N) N
 Analysis Batch No.: 605352 Units: ug/L

CAS NO.	COMPOUND NAME	RESULT	Q	RL	MDL
191-24-2	Benzo(g,h,i)perylene	ND		5.0	0.35
207-08-9	Benzo(k)fluoranthene	ND		5.0	0.73
111-91-1	Bis(2-chloroethoxy)methane	ND		5.0	0.35
111-44-4	Bis(2-chloroethyl)ether	ND		5.0	0.40
117-81-7	Bis(2-ethylhexyl) phthalate	ND		5.0	2.2
85-68-7	Butyl benzyl phthalate	ND		5.0	1.0
105-60-2	Caprolactam	ND		5.0	2.2
86-74-8	Carbazole	ND		5.0	0.30
218-01-9	Chrysene	ND		5.0	0.33
84-74-2	Di-n-butyl phthalate	ND		5.0	0.31
117-84-0	Di-n-octyl phthalate	ND		5.0	0.47
53-70-3	Dibenz(a,h)anthracene	ND		5.0	0.42
132-64-9	Dibenzofuran	ND		10	0.51
84-66-2	Diethyl phthalate	ND		5.0	0.22
131-11-3	Dimethyl phthalate	ND		5.0	0.36
206-44-0	Fluoranthene	ND		5.0	0.40
86-73-7	Fluorene	ND		5.0	0.36
118-74-1	Hexachlorobenzene	ND		5.0	0.51
87-68-3	Hexachlorobutadiene	ND		5.0	0.68
77-47-4	Hexachlorocyclopentadiene	ND	UJ	5.0	0.59
67-72-1	Hexachloroethane	ND		5.0	0.59
193-39-5	Indeno(1,2,3-cd)pyrene	ND		5.0	0.47
78-59-1	Isophorone	ND		5.0	0.43
621-64-7	N-Nitrosodi-n-propylamine	ND		5.0	0.54
86-30-6	N-Nitrosodiphenylamine	ND		5.0	0.51
91-20-3	Naphthalene	ND		5.0	0.76
98-95-3	Nitrobenzene	ND		5.0	0.29
87-86-5	Pentachlorophenol	ND	UJ	10	2.2
85-01-8	Phenanthrene	ND		5.0	0.44
108-95-2	Phenol	ND		5.0	0.39
129-00-0	Pyrene	ND		5.0	0.34

FORM I
GC/MS SEMI VOA ORGANICS ANALYSIS DATA SHEET
TENTATIVELY IDENTIFIED COMPOUNDS

Lab Name: Eurofins TestAmerica, Buffalo Job No.: 480-192288-1
 SDG No.: _____
 Client Sample ID: MW-B1D Lab Sample ID: 480-192288-10
 Matrix: Water Lab File ID: Y02826840.D
 Analysis Method: 8270D Date Collected: 11/10/2021 11:10
 Extract. Method: 3510C Date Extracted: 11/15/2021 07:03
 Sample wt/vol: 250(mL) Date Analyzed: 11/18/2021 03:15
 Con. Extract Vol.: 1(mL) Dilution Factor: 1
 Injection Volume: 2(uL) Level: (low/med) Low
 % Moisture: _____ GPC Cleanup: (Y/N) N
 Analysis Batch No.: 605352 Units: ug/L
 Number TICs Found: 14 TIC Result Total: 517.4

CAS NO.	COMPOUND NAME	RT	RESULT	Q	MATCH QUALITY
	Unknown	2.95	18	T J	
	Unknown	3.30	18	T J	
	Unknown	3.39	420	T J	
	Unknown	4.42	3.2	T J	
	Unknown	5.18	13	T J	
	Unknown	6.23	3.6	T J	
	Column Bleed	7.18	5.3	T J	
	Column Bleed	8.06	2.1	T J	
	Unknown	11.06	4.2	T J	
	Unknown	11.45	17	T J	
	Unknown	11.78	2.4	T J	
	Unknown	12.04	5.3	T J	
	Unknown	12.45	3.0	T J	
	Unknown	14.53	2.3	T J	

FORM I
GC/MS SEMI VOA ORGANICS ANALYSIS DATA SHEET

Lab Name: Eurofins TestAmerica, Buffalo Job No.: 480-192288-1
 SDG No.: _____
 Client Sample ID: MW-07S Lab Sample ID: 480-192288-11
 Matrix: Water Lab File ID: Y02826841.D
 Analysis Method: 8270D Date Collected: 11/10/2021 11:55
 Extract. Method: 3510C Date Extracted: 11/15/2021 07:03
 Sample wt/vol: 250 (mL) Date Analyzed: 11/18/2021 03:43
 Con. Extract Vol.: 1 (mL) Dilution Factor: 5
 Injection Volume: 2 (uL) Level: (low/med) Low
 % Moisture: _____ GPC Cleanup: (Y/N) N
 Analysis Batch No.: 605352 Units: ug/L

CAS NO.	COMPOUND NAME	RESULT	Q	RL	MDL
92-52-4	Biphenyl	ND		25	3.3
108-60-1	bis (2-chloroisopropyl) ether	ND		25	2.6
95-95-4	2,4,5-Trichlorophenol	ND		25	2.4
88-06-2	2,4,6-Trichlorophenol	ND		25	3.1
120-83-2	2,4-Dichlorophenol	ND		25	2.6
105-67-9	2,4-Dimethylphenol	ND		25	2.5
51-28-5	2,4-Dinitrophenol	ND	UJ	50	11
121-14-2	2,4-Dinitrotoluene	ND		25	2.2
606-20-2	2,6-Dinitrotoluene	ND		25	2.0
91-58-7	2-Chloronaphthalene	ND		25	2.3
95-57-8	2-Chlorophenol	ND		25	2.7
91-57-6	2-Methylnaphthalene	ND		25	3.0
95-48-7	2-Methylphenol	ND		25	2.0
88-74-4	2-Nitroaniline	ND		50	2.1
88-75-5	2-Nitrophenol	ND		25	2.4
91-94-1	3,3'-Dichlorobenzidine	ND		25	2.0
99-09-2	3-Nitroaniline	ND		50	2.4
534-52-1	4,6-Dinitro-2-methylphenol	ND		50	11
101-55-3	4-Bromophenyl phenyl ether	ND		25	2.3
59-50-7	4-Chloro-3-methylphenol	ND		25	2.3
106-47-8	4-Chloroaniline	ND		25	3.0
7005-72-3	4-Chlorophenyl phenyl ether	ND		25	1.8
106-44-5	4-Methylphenol	ND		50	1.8
100-01-6	4-Nitroaniline	ND		50	1.3
100-02-7	4-Nitrophenol	ND		50	7.6
83-32-9	Acenaphthene	ND		25	2.1
208-96-8	Acenaphthylene	ND		25	1.9
98-86-2	Acetophenone	ND		25	2.7
120-12-7	Anthracene	ND		25	1.4
1912-24-9	Atrazine	ND		25	2.3
100-52-7	Benzaldehyde	ND		25	1.3
56-55-3	Benzo (a) anthracene	ND		25	1.8
50-32-8	Benzo (a) pyrene	ND		25	2.4
205-99-2	Benzo (b) fluoranthene	ND		25	1.7

FORM I
GC/MS SEMI VOA ORGANICS ANALYSIS DATA SHEET

Lab Name: Eurofins TestAmerica, Buffalo Job No.: 480-192288-1
 SDG No.: _____
 Client Sample ID: MW-07S Lab Sample ID: 480-192288-11
 Matrix: Water Lab File ID: Y02826841.D
 Analysis Method: 8270D Date Collected: 11/10/2021 11:55
 Extract. Method: 3510C Date Extracted: 11/15/2021 07:03
 Sample wt/vol: 250(mL) Date Analyzed: 11/18/2021 03:43
 Con. Extract Vol.: 1(mL) Dilution Factor: 5
 Injection Volume: 2(uL) Level: (low/med) Low
 % Moisture: _____ GPC Cleanup: (Y/N) N
 Analysis Batch No.: 605352 Units: ug/L

CAS NO.	COMPOUND NAME	RESULT	Q	RL	MDL
191-24-2	Benzo(g,h,i)perylene	ND		25	1.8
207-08-9	Benzo(k)fluoranthene	ND		25	3.7
111-91-1	Bis(2-chloroethoxy)methane	ND		25	1.8
111-44-4	Bis(2-chloroethyl)ether	ND		25	2.0
117-81-7	Bis(2-ethylhexyl) phthalate	ND		25	11
85-68-7	Butyl benzyl phthalate	ND		25	5.0
105-60-2	Caprolactam	ND		25	11
86-74-8	Carbazole	ND		25	1.5
218-01-9	Chrysene	ND		25	1.7
84-74-2	Di-n-butyl phthalate	ND		25	1.6
117-84-0	Di-n-octyl phthalate	ND		25	2.4
53-70-3	Dibenz(a,h)anthracene	ND		25	2.1
132-64-9	Dibenzofuran	ND		50	2.6
84-66-2	Diethyl phthalate	ND		25	1.1
131-11-3	Dimethyl phthalate	ND		25	1.8
206-44-0	Fluoranthene	ND		25	2.0
86-73-7	Fluorene	ND		25	1.8
118-74-1	Hexachlorobenzene	ND		25	2.6
87-68-3	Hexachlorobutadiene	ND		25	3.4
77-47-4	Hexachlorocyclopentadiene	ND	UJ	25	3.0
67-72-1	Hexachloroethane	ND		25	3.0
193-39-5	Indeno(1,2,3-cd)pyrene	ND		25	2.4
78-59-1	Isophorone	ND		25	2.2
621-64-7	N-Nitrosodi-n-propylamine	ND		25	2.7
86-30-6	N-Nitrosodiphenylamine	ND		25	2.6
91-20-3	Naphthalene	ND		25	3.8
98-95-3	Nitrobenzene	ND		25	1.5
87-86-5	Pentachlorophenol	ND	UJ	50	11
85-01-8	Phenanthrene	ND		25	2.2
108-95-2	Phenol	ND		25	2.0
129-00-0	Pyrene	ND		25	1.7

FORM I
GC/MS SEMI VOA ORGANICS ANALYSIS DATA SHEET
TENTATIVELY IDENTIFIED COMPOUNDS

Lab Name: Eurofins TestAmerica, Buffalo Job No.: 480-192288-1
 SDG No.: _____
 Client Sample ID: MW-07S Lab Sample ID: 480-192288-11
 Matrix: Water Lab File ID: Y02826841.D
 Analysis Method: 8270D Date Collected: 11/10/2021 11:55
 Extract. Method: 3510C Date Extracted: 11/15/2021 07:03
 Sample wt/vol: 250 (mL) Date Analyzed: 11/18/2021 03:43
 Con. Extract Vol.: 1 (mL) Dilution Factor: 5
 Injection Volume: 2 (uL) Level: (low/med) Low
 % Moisture: _____ GPC Cleanup: (Y/N) N
 Analysis Batch No.: 605352 Units: ug/L
 Number TICs Found: 6 TIC Result Total: 598.2

CAS NO.	COMPOUND NAME	RT	RESULT	Q	MATCH QUALITY
	Unknown	2.84	21	T J	
	Unknown	3.11	36	T J	
	Unknown	3.29	500	T J	
	Unknown	5.16	23	T J	
	Unknown	6.23	8.4	T J	
	Column Bleed	7.18	9.8	T J	

FORM I
GC/MS SEMI VOA ORGANICS ANALYSIS DATA SHEET

Lab Name: Eurofins TestAmerica, Buffalo Job No.: 480-192288-1
 SDG No.: _____
 Client Sample ID: MW-07I Lab Sample ID: 480-192288-12
 Matrix: Water Lab File ID: Y02826842.D
 Analysis Method: 8270D Date Collected: 11/10/2021 12:50
 Extract. Method: 3510C Date Extracted: 11/15/2021 07:03
 Sample wt/vol: 250 (mL) Date Analyzed: 11/18/2021 04:10
 Con. Extract Vol.: 1 (mL) Dilution Factor: 1
 Injection Volume: 2 (uL) Level: (low/med) Low
 % Moisture: _____ GPC Cleanup: (Y/N) N
 Analysis Batch No.: 605352 Units: ug/L

CAS NO.	COMPOUND NAME	RESULT	Q	RL	MDL
92-52-4	Biphenyl	ND		5.0	0.65
108-60-1	bis (2-chloroisopropyl) ether	ND		5.0	0.52
95-95-4	2,4,5-Trichlorophenol	ND		5.0	0.48
88-06-2	2,4,6-Trichlorophenol	ND		5.0	0.61
120-83-2	2,4-Dichlorophenol	ND		5.0	0.51
105-67-9	2,4-Dimethylphenol	ND		5.0	0.50
51-28-5	2,4-Dinitrophenol	ND	UJ	10	2.2
121-14-2	2,4-Dinitrotoluene	ND		5.0	0.45
606-20-2	2,6-Dinitrotoluene	ND		5.0	0.40
91-58-7	2-Chloronaphthalene	ND		5.0	0.46
95-57-8	2-Chlorophenol	ND		5.0	0.53
91-57-6	2-Methylnaphthalene	ND		5.0	0.60
95-48-7	2-Methylphenol	ND		5.0	0.40
88-74-4	2-Nitroaniline	ND		10	0.42
88-75-5	2-Nitrophenol	ND		5.0	0.48
91-94-1	3,3'-Dichlorobenzidine	ND		5.0	0.40
99-09-2	3-Nitroaniline	ND		10	0.48
534-52-1	4,6-Dinitro-2-methylphenol	ND		10	2.2
101-55-3	4-Bromophenyl phenyl ether	ND		5.0	0.45
59-50-7	4-Chloro-3-methylphenol	ND		5.0	0.45
106-47-8	4-Chloroaniline	ND		5.0	0.59
7005-72-3	4-Chlorophenyl phenyl ether	ND		5.0	0.35
106-44-5	4-Methylphenol	ND		10	0.36
100-01-6	4-Nitroaniline	ND		10	0.25
100-02-7	4-Nitrophenol	ND		10	1.5
83-32-9	Acenaphthene	ND		5.0	0.41
208-96-8	Acenaphthylene	ND		5.0	0.38
98-86-2	Acetophenone	ND		5.0	0.54
120-12-7	Anthracene	ND		5.0	0.28
1912-24-9	Atrazine	ND		5.0	0.46
100-52-7	Benzaldehyde	ND		5.0	0.27
56-55-3	Benzo (a) anthracene	ND		5.0	0.36
50-32-8	Benzo (a) pyrene	ND		5.0	0.47
205-99-2	Benzo (b) fluoranthene	ND		5.0	0.34

FORM I
GC/MS SEMI VOA ORGANICS ANALYSIS DATA SHEET

Lab Name: Eurofins TestAmerica, Buffalo Job No.: 480-192288-1
 SDG No.: _____
 Client Sample ID: MW-07I Lab Sample ID: 480-192288-12
 Matrix: Water Lab File ID: Y02826842.D
 Analysis Method: 8270D Date Collected: 11/10/2021 12:50
 Extract. Method: 3510C Date Extracted: 11/15/2021 07:03
 Sample wt/vol: 250(mL) Date Analyzed: 11/18/2021 04:10
 Con. Extract Vol.: 1(mL) Dilution Factor: 1
 Injection Volume: 2(uL) Level: (low/med) Low
 % Moisture: _____ GPC Cleanup: (Y/N) N
 Analysis Batch No.: 605352 Units: ug/L

CAS NO.	COMPOUND NAME	RESULT	Q	RL	MDL
191-24-2	Benzo(g,h,i)perylene	ND		5.0	0.35
207-08-9	Benzo(k)fluoranthene	ND		5.0	0.73
111-91-1	Bis(2-chloroethoxy)methane	ND		5.0	0.35
111-44-4	Bis(2-chloroethyl)ether	ND		5.0	0.40
117-81-7	Bis(2-ethylhexyl) phthalate	ND		5.0	2.2
85-68-7	Butyl benzyl phthalate	ND		5.0	1.0
105-60-2	Caprolactam	ND		5.0	2.2
86-74-8	Carbazole	ND		5.0	0.30
218-01-9	Chrysene	ND		5.0	0.33
84-74-2	Di-n-butyl phthalate	ND		5.0	0.31
117-84-0	Di-n-octyl phthalate	ND		5.0	0.47
53-70-3	Dibenz(a,h)anthracene	ND		5.0	0.42
132-64-9	Dibenzofuran	ND		10	0.51
84-66-2	Diethyl phthalate	ND		5.0	0.22
131-11-3	Dimethyl phthalate	ND		5.0	0.36
206-44-0	Fluoranthene	ND		5.0	0.40
86-73-7	Fluorene	ND		5.0	0.36
118-74-1	Hexachlorobenzene	ND		5.0	0.51
87-68-3	Hexachlorobutadiene	ND		5.0	0.68
77-47-4	Hexachlorocyclopentadiene	ND	UJ	5.0	0.59
67-72-1	Hexachloroethane	ND		5.0	0.59
193-39-5	Indeno(1,2,3-cd)pyrene	ND		5.0	0.47
78-59-1	Isophorone	ND		5.0	0.43
621-64-7	N-Nitrosodi-n-propylamine	ND		5.0	0.54
86-30-6	N-Nitrosodiphenylamine	ND		5.0	0.51
91-20-3	Naphthalene	ND		5.0	0.76
98-95-3	Nitrobenzene	ND		5.0	0.29
87-86-5	Pentachlorophenol	ND	UJ	10	2.2
85-01-8	Phenanthrene	ND		5.0	0.44
108-95-2	Phenol	ND		5.0	0.39
129-00-0	Pyrene	ND		5.0	0.34

FORM I
GC/MS SEMI VOA ORGANICS ANALYSIS DATA SHEET
TENTATIVELY IDENTIFIED COMPOUNDS

Lab Name: Eurofins TestAmerica, Buffalo Job No.: 480-192288-1
 SDG No.: _____
 Client Sample ID: MW-07I Lab Sample ID: 480-192288-12
 Matrix: Water Lab File ID: Y02826842.D
 Analysis Method: 8270D Date Collected: 11/10/2021 12:50
 Extract. Method: 3510C Date Extracted: 11/15/2021 07:03
 Sample wt/vol: 250(mL) Date Analyzed: 11/18/2021 04:10
 Con. Extract Vol.: 1(mL) Dilution Factor: 1
 Injection Volume: 2(uL) Level: (low/med) Low
 % Moisture: _____ GPC Cleanup: (Y/N) N
 Analysis Batch No.: 605352 Units: ug/L
 Number TICs Found: 16 TIC Result Total: 505.2

CAS NO.	COMPOUND NAME	RT	RESULT	Q	MATCH QUALITY
	Unknown	2.95	20	T J	
	Unknown	3.26	3.3	T J	
	Unknown	3.34	14	T J	
	Unknown	3.39	390	T J	
	Unknown	4.42	3.2	T J	
	Unknown	5.18	21	T J	
	Unknown	5.88	3.3	T J	
	Column Bleed	6.23	3.7	T J	
	Column Bleed	7.18	5.2	T J	
	Column Bleed	8.06	2.3	T J	
	Unknown	11.06	4.6	T J	
	Unknown	11.44	16	T J	
	Unknown	11.78	2.0	T J	
	Unknown	12.03	5.6	T J	
	Unknown	12.45	4.6	T J	
	Unknown	14.56	6.4	T J	

FORM I
GC/MS SEMI VOA ORGANICS ANALYSIS DATA SHEET

Lab Name: Eurofins TestAmerica, Buffalo Job No.: 480-192288-1
 SDG No.: _____
 Client Sample ID: MW-10S Lab Sample ID: 480-192288-13
 Matrix: Water Lab File ID: Y02826843.D
 Analysis Method: 8270D Date Collected: 11/10/2021 13:45
 Extract. Method: 3510C Date Extracted: 11/15/2021 07:03
 Sample wt/vol: 250 (mL) Date Analyzed: 11/18/2021 04:37
 Con. Extract Vol.: 1 (mL) Dilution Factor: 1
 Injection Volume: 2 (uL) Level: (low/med) Low
 % Moisture: _____ GPC Cleanup: (Y/N) N
 Analysis Batch No.: 605352 Units: ug/L

CAS NO.	COMPOUND NAME	RESULT	Q	RL	MDL
92-52-4	Biphenyl	ND		5.0	0.65
108-60-1	bis (2-chloroisopropyl) ether	ND		5.0	0.52
95-95-4	2,4,5-Trichlorophenol	ND		5.0	0.48
88-06-2	2,4,6-Trichlorophenol	ND		5.0	0.61
120-83-2	2,4-Dichlorophenol	ND		5.0	0.51
105-67-9	2,4-Dimethylphenol	3.1	J	5.0	0.50
51-28-5	2,4-Dinitrophenol	ND	UJ	10	2.2
121-14-2	2,4-Dinitrotoluene	ND		5.0	0.45
606-20-2	2,6-Dinitrotoluene	ND		5.0	0.40
91-58-7	2-Chloronaphthalene	ND		5.0	0.46
95-57-8	2-Chlorophenol	ND		5.0	0.53
91-57-6	2-Methylnaphthalene	ND		5.0	0.60
95-48-7	2-Methylphenol	1.3	J	5.0	0.40
88-74-4	2-Nitroaniline	ND		10	0.42
88-75-5	2-Nitrophenol	ND		5.0	0.48
91-94-1	3,3'-Dichlorobenzidine	ND		5.0	0.40
99-09-2	3-Nitroaniline	ND		10	0.48
534-52-1	4,6-Dinitro-2-methylphenol	ND		10	2.2
101-55-3	4-Bromophenyl phenyl ether	ND		5.0	0.45
59-50-7	4-Chloro-3-methylphenol	ND		5.0	0.45
106-47-8	4-Chloroaniline	ND		5.0	0.59
7005-72-3	4-Chlorophenyl phenyl ether	ND		5.0	0.35
106-44-5	4-Methylphenol	ND		10	0.36
100-01-6	4-Nitroaniline	ND		10	0.25
100-02-7	4-Nitrophenol	ND		10	1.5
83-32-9	Acenaphthene	ND		5.0	0.41
208-96-8	Acenaphthylene	ND		5.0	0.38
98-86-2	Acetophenone	ND		5.0	0.54
120-12-7	Anthracene	ND		5.0	0.28
1912-24-9	Atrazine	ND		5.0	0.46
100-52-7	Benzaldehyde	ND		5.0	0.27
56-55-3	Benzo (a) anthracene	ND		5.0	0.36
50-32-8	Benzo (a) pyrene	ND		5.0	0.47
205-99-2	Benzo (b) fluoranthene	ND		5.0	0.34

FORM I
GC/MS SEMI VOA ORGANICS ANALYSIS DATA SHEET

Lab Name: Eurofins TestAmerica, Buffalo Job No.: 480-192288-1
 SDG No.: _____
 Client Sample ID: MW-10S Lab Sample ID: 480-192288-13
 Matrix: Water Lab File ID: Y02826843.D
 Analysis Method: 8270D Date Collected: 11/10/2021 13:45
 Extract. Method: 3510C Date Extracted: 11/15/2021 07:03
 Sample wt/vol: 250(mL) Date Analyzed: 11/18/2021 04:37
 Con. Extract Vol.: 1(mL) Dilution Factor: 1
 Injection Volume: 2(uL) Level: (low/med) Low
 % Moisture: _____ GPC Cleanup: (Y/N) N
 Analysis Batch No.: 605352 Units: ug/L

CAS NO.	COMPOUND NAME	RESULT	Q	RL	MDL
191-24-2	Benzo(g,h,i)perylene	ND		5.0	0.35
207-08-9	Benzo(k)fluoranthene	ND		5.0	0.73
111-91-1	Bis(2-chloroethoxy)methane	ND		5.0	0.35
111-44-4	Bis(2-chloroethyl)ether	ND		5.0	0.40
117-81-7	Bis(2-ethylhexyl) phthalate	ND		5.0	2.2
85-68-7	Butyl benzyl phthalate	ND		5.0	1.0
105-60-2	Caprolactam	ND		5.0	2.2
86-74-8	Carbazole	ND		5.0	0.30
218-01-9	Chrysene	ND		5.0	0.33
84-74-2	Di-n-butyl phthalate	ND		5.0	0.31
117-84-0	Di-n-octyl phthalate	ND		5.0	0.47
53-70-3	Dibenz(a,h)anthracene	ND		5.0	0.42
132-64-9	Dibenzofuran	ND		10	0.51
84-66-2	Diethyl phthalate	ND		5.0	0.22
131-11-3	Dimethyl phthalate	ND		5.0	0.36
206-44-0	Fluoranthene	ND		5.0	0.40
86-73-7	Fluorene	ND		5.0	0.36
118-74-1	Hexachlorobenzene	ND		5.0	0.51
87-68-3	Hexachlorobutadiene	ND		5.0	0.68
77-47-4	Hexachlorocyclopentadiene	ND	UJ	5.0	0.59
67-72-1	Hexachloroethane	ND		5.0	0.59
193-39-5	Indeno(1,2,3-cd)pyrene	ND		5.0	0.47
78-59-1	Isophorone	ND		5.0	0.43
621-64-7	N-Nitrosodi-n-propylamine	ND		5.0	0.54
86-30-6	N-Nitrosodiphenylamine	ND		5.0	0.51
91-20-3	Naphthalene	ND		5.0	0.76
98-95-3	Nitrobenzene	ND		5.0	0.29
87-86-5	Pentachlorophenol	ND	UJ	10	2.2
85-01-8	Phenanthrene	ND		5.0	0.44
108-95-2	Phenol	ND		5.0	0.39
129-00-0	Pyrene	ND		5.0	0.34

FORM I
GC/MS SEMI VOA ORGANICS ANALYSIS DATA SHEET
TENTATIVELY IDENTIFIED COMPOUNDS

Lab Name: Eurofins TestAmerica, Buffalo Job No.: 480-192288-1
 SDG No.: _____
 Client Sample ID: MW-10S Lab Sample ID: 480-192288-13
 Matrix: Water Lab File ID: Y02826843.D
 Analysis Method: 8270D Date Collected: 11/10/2021 13:45
 Extract. Method: 3510C Date Extracted: 11/15/2021 07:03
 Sample wt/vol: 250 (mL) Date Analyzed: 11/18/2021 04:37
 Con. Extract Vol.: 1 (mL) Dilution Factor: 1
 Injection Volume: 2 (uL) Level: (low/med) Low
 % Moisture: _____ GPC Cleanup: (Y/N) N
 Analysis Batch No.: 605352 Units: ug/L
 Number TICs Found: 20 TIC Result Total: 466.7

CAS NO.	COMPOUND NAME	RT	RESULT	Q	MATCH QUALITY
	Unknown	2.93	14	T J	
	Unknown	3.37	240	T J	
	Unknown	5.18	11	T J	
2320-30-1	Cyclohexanone, 3,5-dimethyl-	6.51	4.6	T J N	94%
28790-86-5	2-Cyclopenten-1-one, 2,3,4-trimethyl-	6.86	5.2	T J N	91%
	Unknown	6.99	8.3	T J	
	Unknown	7.04	11	T J	
	Unknown	7.13	13	T J	
526-75-0	Phenol, 2,3-dimethyl-	7.17	6.8	T J N	90%
4265-25-2	Benzofuran, 2-methyl-	7.21	4.1	T J N	95%
	Unknown	8.10	3.8	T J	
	Unknown	8.22	3.2	T J	
	Unknown	8.47	11	T J	
	Unknown	8.49	7.6	T J	
	Unknown	8.67	7.0	T J	
	Unknown	8.93	13	T J	
	Unknown	9.75	5.9	T J	
	Unknown	10.50	89	T J	
	Unknown	10.59	4.0	T J	
	Unknown	10.70	4.2	T J	

FORM I
GC/MS SEMI VOA ORGANICS ANALYSIS DATA SHEET

Lab Name: Eurofins TestAmerica, Buffalo Job No.: 480-192288-1
 SDG No.: _____
 Client Sample ID: MW-10I Lab Sample ID: 480-192288-14
 Matrix: Water Lab File ID: Y02826844.D
 Analysis Method: 8270D Date Collected: 11/10/2021 14:40
 Extract. Method: 3510C Date Extracted: 11/15/2021 07:03
 Sample wt/vol: 230 (mL) Date Analyzed: 11/18/2021 05:04
 Con. Extract Vol.: 1 (mL) Dilution Factor: 5
 Injection Volume: 2 (uL) Level: (low/med) Low
 % Moisture: _____ GPC Cleanup: (Y/N) N
 Analysis Batch No.: 605352 Units: ug/L

CAS NO.	COMPOUND NAME	RESULT	Q	RL	MDL
92-52-4	Biphenyl	ND		27	3.5
108-60-1	bis (2-chloroisopropyl) ether	ND		27	2.8
95-95-4	2,4,5-Trichlorophenol	ND		27	2.6
88-06-2	2,4,6-Trichlorophenol	ND		27	3.3
120-83-2	2,4-Dichlorophenol	ND		27	2.8
105-67-9	2,4-Dimethylphenol	ND		27	2.7
51-28-5	2,4-Dinitrophenol	ND	UJ	54	12
121-14-2	2,4-Dinitrotoluene	ND		27	2.4
606-20-2	2,6-Dinitrotoluene	ND		27	2.2
91-58-7	2-Chloronaphthalene	ND		27	2.5
95-57-8	2-Chlorophenol	ND		27	2.9
91-57-6	2-Methylnaphthalene	ND		27	3.3
95-48-7	2-Methylphenol	ND		27	2.2
88-74-4	2-Nitroaniline	ND		54	2.3
88-75-5	2-Nitrophenol	ND		27	2.6
91-94-1	3,3'-Dichlorobenzidine	ND		27	2.2
99-09-2	3-Nitroaniline	ND		54	2.6
534-52-1	4,6-Dinitro-2-methylphenol	ND		54	12
101-55-3	4-Bromophenyl phenyl ether	ND		27	2.4
59-50-7	4-Chloro-3-methylphenol	ND		27	2.4
106-47-8	4-Chloroaniline	ND		27	3.2
7005-72-3	4-Chlorophenyl phenyl ether	ND		27	1.9
106-44-5	4-Methylphenol	ND		54	2.0
100-01-6	4-Nitroaniline	ND		54	1.4
100-02-7	4-Nitrophenol	ND		54	8.3
83-32-9	Acenaphthene	ND		27	2.2
208-96-8	Acenaphthylene	ND		27	2.1
98-86-2	Acetophenone	ND		27	2.9
120-12-7	Anthracene	ND		27	1.5
1912-24-9	Atrazine	ND		27	2.5
100-52-7	Benzaldehyde	ND		27	1.5
56-55-3	Benzo (a) anthracene	ND		27	2.0
50-32-8	Benzo (a) pyrene	ND		27	2.6
205-99-2	Benzo (b) fluoranthene	ND		27	1.8

FORM I
GC/MS SEMI VOA ORGANICS ANALYSIS DATA SHEET

Lab Name: Eurofins TestAmerica, Buffalo Job No.: 480-192288-1
 SDG No.: _____
 Client Sample ID: MW-10I Lab Sample ID: 480-192288-14
 Matrix: Water Lab File ID: Y02826844.D
 Analysis Method: 8270D Date Collected: 11/10/2021 14:40
 Extract. Method: 3510C Date Extracted: 11/15/2021 07:03
 Sample wt/vol: 230(mL) Date Analyzed: 11/18/2021 05:04
 Con. Extract Vol.: 1(mL) Dilution Factor: 5
 Injection Volume: 2(uL) Level: (low/med) Low
 % Moisture: _____ GPC Cleanup: (Y/N) N
 Analysis Batch No.: 605352 Units: ug/L

CAS NO.	COMPOUND NAME	RESULT	Q	RL	MDL
191-24-2	Benzo(g,h,i)perylene	ND		27	1.9
207-08-9	Benzo(k)fluoranthene	ND		27	4.0
111-91-1	Bis(2-chloroethoxy)methane	ND		27	1.9
111-44-4	Bis(2-chloroethyl)ether	ND		27	2.2
117-81-7	Bis(2-ethylhexyl) phthalate	ND		27	12
85-68-7	Butyl benzyl phthalate	ND		27	5.4
105-60-2	Caprolactam	ND		27	12
86-74-8	Carbazole	ND		27	1.6
218-01-9	Chrysene	ND		27	1.8
84-74-2	Di-n-butyl phthalate	ND		27	1.7
117-84-0	Di-n-octyl phthalate	ND		27	2.6
53-70-3	Dibenz(a,h)anthracene	ND		27	2.3
132-64-9	Dibenzofuran	ND		54	2.8
84-66-2	Diethyl phthalate	ND		27	1.2
131-11-3	Dimethyl phthalate	ND		27	2.0
206-44-0	Fluoranthene	ND		27	2.2
86-73-7	Fluorene	ND		27	2.0
118-74-1	Hexachlorobenzene	ND		27	2.8
87-68-3	Hexachlorobutadiene	ND		27	3.7
77-47-4	Hexachlorocyclopentadiene	ND	UJ	27	3.2
67-72-1	Hexachloroethane	ND		27	3.2
193-39-5	Indeno(1,2,3-cd)pyrene	ND		27	2.6
78-59-1	Isophorone	ND		27	2.3
621-64-7	N-Nitrosodi-n-propylamine	ND		27	2.9
86-30-6	N-Nitrosodiphenylamine	ND		27	2.8
91-20-3	Naphthalene	ND		27	4.1
98-95-3	Nitrobenzene	ND		27	1.6
87-86-5	Pentachlorophenol	ND	UJ	54	12
85-01-8	Phenanthrene	ND		27	2.4
108-95-2	Phenol	ND		27	2.1
129-00-0	Pyrene	ND		27	1.8

FORM I
GC/MS SEMI VOA ORGANICS ANALYSIS DATA SHEET
TENTATIVELY IDENTIFIED COMPOUNDS

Lab Name: Eurofins TestAmerica, Buffalo Job No.: 480-192288-1
 SDG No.: _____
 Client Sample ID: MW-10I Lab Sample ID: 480-192288-14
 Matrix: Water Lab File ID: Y02826844.D
 Analysis Method: 8270D Date Collected: 11/10/2021 14:40
 Extract. Method: 3510C Date Extracted: 11/15/2021 07:03
 Sample wt/vol: 230 (mL) Date Analyzed: 11/18/2021 05:04
 Con. Extract Vol.: 1 (mL) Dilution Factor: 5
 Injection Volume: 2 (uL) Level: (low/med) Low
 % Moisture: _____ GPC Cleanup: (Y/N) N
 Analysis Batch No.: 605352 Units: ug/L
 Number TICs Found: 4 TIC Result Total: 592

CAS NO.	COMPOUND NAME	RT	RESULT	Q	MATCH QUALITY
	Unknown	2.84	22	T J	
	Unknown	3.11	43	T J	
	Unknown	3.29	510	T J	
	Unknown	5.17	17	T J	

FORM I
GC/MS SEMI VOA ORGANICS ANALYSIS DATA SHEET

Lab Name: Eurofins TestAmerica, Buffalo Job No.: 480-192288-1
 SDG No.: _____
 Client Sample ID: MW-10D Lab Sample ID: 480-192288-15
 Matrix: Water Lab File ID: Y02826845.D
 Analysis Method: 8270D Date Collected: 11/10/2021 15:22
 Extract. Method: 3510C Date Extracted: 11/15/2021 07:03
 Sample wt/vol: 240(mL) Date Analyzed: 11/18/2021 05:31
 Con. Extract Vol.: 1(mL) Dilution Factor: 1
 Injection Volume: 2(uL) Level: (low/med) Low
 % Moisture: _____ GPC Cleanup: (Y/N) N
 Analysis Batch No.: 605352 Units: ug/L

CAS NO.	COMPOUND NAME	RESULT	Q	RL	MDL
92-52-4	Biphenyl	ND		5.2	0.68
108-60-1	bis (2-chloroisopropyl) ether	ND		5.2	0.54
95-95-4	2,4,5-Trichlorophenol	ND		5.2	0.50
88-06-2	2,4,6-Trichlorophenol	ND		5.2	0.64
120-83-2	2,4-Dichlorophenol	ND		5.2	0.53
105-67-9	2,4-Dimethylphenol	ND		5.2	0.52
51-28-5	2,4-Dinitrophenol	ND	UJ	10	2.3
121-14-2	2,4-Dinitrotoluene	ND		5.2	0.47
606-20-2	2,6-Dinitrotoluene	ND		5.2	0.42
91-58-7	2-Chloronaphthalene	ND		5.2	0.48
95-57-8	2-Chlorophenol	ND		5.2	0.55
91-57-6	2-Methylnaphthalene	ND		5.2	0.63
95-48-7	2-Methylphenol	ND		5.2	0.42
88-74-4	2-Nitroaniline	ND		10	0.44
88-75-5	2-Nitrophenol	ND		5.2	0.50
91-94-1	3,3'-Dichlorobenzidine	ND		5.2	0.42
99-09-2	3-Nitroaniline	ND		10	0.50
534-52-1	4,6-Dinitro-2-methylphenol	ND		10	2.3
101-55-3	4-Bromophenyl phenyl ether	ND		5.2	0.47
59-50-7	4-Chloro-3-methylphenol	ND		5.2	0.47
106-47-8	4-Chloroaniline	ND		5.2	0.61
7005-72-3	4-Chlorophenyl phenyl ether	ND		5.2	0.36
106-44-5	4-Methylphenol	ND		10	0.38
100-01-6	4-Nitroaniline	ND		10	0.26
100-02-7	4-Nitrophenol	ND		10	1.6
83-32-9	Acenaphthene	ND		5.2	0.43
208-96-8	Acenaphthylene	ND		5.2	0.40
98-86-2	Acetophenone	ND		5.2	0.56
120-12-7	Anthracene	ND		5.2	0.29
1912-24-9	Atrazine	ND		5.2	0.48
100-52-7	Benzaldehyde	ND		5.2	0.28
56-55-3	Benzo (a) anthracene	ND		5.2	0.38
50-32-8	Benzo (a) pyrene	ND		5.2	0.49
205-99-2	Benzo (b) fluoranthene	ND		5.2	0.35

FORM I
GC/MS SEMI VOA ORGANICS ANALYSIS DATA SHEET

Lab Name: Eurofins TestAmerica, Buffalo Job No.: 480-192288-1
 SDG No.: _____
 Client Sample ID: MW-10D Lab Sample ID: 480-192288-15
 Matrix: Water Lab File ID: Y02826845.D
 Analysis Method: 8270D Date Collected: 11/10/2021 15:22
 Extract. Method: 3510C Date Extracted: 11/15/2021 07:03
 Sample wt/vol: 240(mL) Date Analyzed: 11/18/2021 05:31
 Con. Extract Vol.: 1(mL) Dilution Factor: 1
 Injection Volume: 2(uL) Level: (low/med) Low
 % Moisture: _____ GPC Cleanup: (Y/N) N
 Analysis Batch No.: 605352 Units: ug/L

CAS NO.	COMPOUND NAME	RESULT	Q	RL	MDL
191-24-2	Benzo(g,h,i)perylene	ND		5.2	0.36
207-08-9	Benzo(k)fluoranthene	ND		5.2	0.76
111-91-1	Bis(2-chloroethoxy)methane	ND		5.2	0.36
111-44-4	Bis(2-chloroethyl)ether	ND		5.2	0.42
117-81-7	Bis(2-ethylhexyl) phthalate	ND		5.2	2.3
85-68-7	Butyl benzyl phthalate	ND		5.2	1.0
105-60-2	Caprolactam	ND		5.2	2.3
86-74-8	Carbazole	ND		5.2	0.31
218-01-9	Chrysene	ND		5.2	0.34
84-74-2	Di-n-butyl phthalate	ND		5.2	0.32
117-84-0	Di-n-octyl phthalate	ND		5.2	0.49
53-70-3	Dibenz(a,h)anthracene	ND		5.2	0.44
132-64-9	Dibenzofuran	ND		10	0.53
84-66-2	Diethyl phthalate	ND		5.2	0.23
131-11-3	Dimethyl phthalate	ND		5.2	0.38
206-44-0	Fluoranthene	ND		5.2	0.42
86-73-7	Fluorene	ND		5.2	0.38
118-74-1	Hexachlorobenzene	ND		5.2	0.53
87-68-3	Hexachlorobutadiene	ND		5.2	0.71
77-47-4	Hexachlorocyclopentadiene	ND	UJ	5.2	0.61
67-72-1	Hexachloroethane	ND		5.2	0.61
193-39-5	Indeno(1,2,3-cd)pyrene	ND		5.2	0.49
78-59-1	Isophorone	ND		5.2	0.45
621-64-7	N-Nitrosodi-n-propylamine	ND		5.2	0.56
86-30-6	N-Nitrosodiphenylamine	ND		5.2	0.53
91-20-3	Naphthalene	ND		5.2	0.79
98-95-3	Nitrobenzene	ND		5.2	0.30
87-86-5	Pentachlorophenol	ND	UJ	10	2.3
85-01-8	Phenanthrene	ND		5.2	0.46
108-95-2	Phenol	ND		5.2	0.41
129-00-0	Pyrene	ND		5.2	0.35

FORM I
GC/MS SEMI VOA ORGANICS ANALYSIS DATA SHEET
TENTATIVELY IDENTIFIED COMPOUNDS

Lab Name: Eurofins TestAmerica, Buffalo Job No.: 480-192288-1
 SDG No.: _____
 Client Sample ID: MW-10D Lab Sample ID: 480-192288-15
 Matrix: Water Lab File ID: Y02826845.D
 Analysis Method: 8270D Date Collected: 11/10/2021 15:22
 Extract. Method: 3510C Date Extracted: 11/15/2021 07:03
 Sample wt/vol: 240 (mL) Date Analyzed: 11/18/2021 05:31
 Con. Extract Vol.: 1 (mL) Dilution Factor: 1
 Injection Volume: 2 (uL) Level: (low/med) Low
 % Moisture: _____ GPC Cleanup: (Y/N) N
 Analysis Batch No.: 605352 Units: ug/L
 Number TICs Found: 12 TIC Result Total: 483

CAS NO.	COMPOUND NAME	RT	RESULT	Q	MATCH QUALITY
	Unknown	2.94	21	T J	
	Unknown	3.07	4.6	T J	
	Unknown	3.25	2.3	T J	
	Unknown	3.29	3.4	T J	
	Unknown	3.38	420	T J	
	Unknown	4.42	3.1	T J	
	Unknown	5.18	13	T J	
	Unknown	6.23	3.4	T J	
	Column Bleed	7.18	5.1	T J	
	Column Bleed	8.06	2.4	T J	
	Unknown	11.06	2.5	T J	
	Unknown	12.03	2.2	T J	

FORM I
GC/MS SEMI VOA ORGANICS ANALYSIS DATA SHEET

Lab Name: Eurofins TestAmerica, Buffalo Job No.: 480-192288-1
 SDG No.: _____
 Client Sample ID: MW-09S Lab Sample ID: 480-192288-16
 Matrix: Water Lab File ID: Y02826846.D
 Analysis Method: 8270D Date Collected: 11/10/2021 16:05
 Extract. Method: 3510C Date Extracted: 11/15/2021 07:03
 Sample wt/vol: 230 (mL) Date Analyzed: 11/18/2021 05:59
 Con. Extract Vol.: 1 (mL) Dilution Factor: 1
 Injection Volume: 2 (uL) Level: (low/med) Low
 % Moisture: _____ GPC Cleanup: (Y/N) N
 Analysis Batch No.: 605352 Units: ug/L

CAS NO.	COMPOUND NAME	RESULT	Q	RL	MDL
92-52-4	Biphenyl	ND		5.4	0.71
108-60-1	bis (2-chloroisopropyl) ether	ND		5.4	0.57
95-95-4	2,4,5-Trichlorophenol	ND		5.4	0.52
88-06-2	2,4,6-Trichlorophenol	ND		5.4	0.66
120-83-2	2,4-Dichlorophenol	ND		5.4	0.55
105-67-9	2,4-Dimethylphenol	ND		5.4	0.54
51-28-5	2,4-Dinitrophenol	ND	UJ	11	2.4
121-14-2	2,4-Dinitrotoluene	ND		5.4	0.49
606-20-2	2,6-Dinitrotoluene	ND		5.4	0.43
91-58-7	2-Chloronaphthalene	ND		5.4	0.50
95-57-8	2-Chlorophenol	ND		5.4	0.58
91-57-6	2-Methylnaphthalene	ND		5.4	0.65
95-48-7	2-Methylphenol	ND		5.4	0.43
88-74-4	2-Nitroaniline	ND		11	0.46
88-75-5	2-Nitrophenol	ND		5.4	0.52
91-94-1	3,3'-Dichlorobenzidine	ND		5.4	0.43
99-09-2	3-Nitroaniline	ND		11	0.52
534-52-1	4,6-Dinitro-2-methylphenol	ND		11	2.4
101-55-3	4-Bromophenyl phenyl ether	ND		5.4	0.49
59-50-7	4-Chloro-3-methylphenol	ND		5.4	0.49
106-47-8	4-Chloroaniline	ND		5.4	0.64
7005-72-3	4-Chlorophenyl phenyl ether	ND		5.4	0.38
106-44-5	4-Methylphenol	ND		11	0.39
100-01-6	4-Nitroaniline	ND		11	0.27
100-02-7	4-Nitrophenol	ND		11	1.7
83-32-9	Acenaphthene	ND		5.4	0.45
208-96-8	Acenaphthylene	ND		5.4	0.41
98-86-2	Acetophenone	ND		5.4	0.59
120-12-7	Anthracene	ND		5.4	0.30
1912-24-9	Atrazine	ND		5.4	0.50
100-52-7	Benzaldehyde	ND		5.4	0.29
56-55-3	Benzo (a) anthracene	ND		5.4	0.39
50-32-8	Benzo (a) pyrene	ND		5.4	0.51
205-99-2	Benzo (b) fluoranthene	ND		5.4	0.37

FORM I
GC/MS SEMI VOA ORGANICS ANALYSIS DATA SHEET

Lab Name: Eurofins TestAmerica, Buffalo Job No.: 480-192288-1
 SDG No.: _____
 Client Sample ID: MW-09S Lab Sample ID: 480-192288-16
 Matrix: Water Lab File ID: Y02826846.D
 Analysis Method: 8270D Date Collected: 11/10/2021 16:05
 Extract. Method: 3510C Date Extracted: 11/15/2021 07:03
 Sample wt/vol: 230(mL) Date Analyzed: 11/18/2021 05:59
 Con. Extract Vol.: 1(mL) Dilution Factor: 1
 Injection Volume: 2(uL) Level: (low/med) Low
 % Moisture: _____ GPC Cleanup: (Y/N) N
 Analysis Batch No.: 605352 Units: ug/L

CAS NO.	COMPOUND NAME	RESULT	Q	RL	MDL
191-24-2	Benzo(g,h,i)perylene	ND		5.4	0.38
207-08-9	Benzo(k)fluoranthene	ND		5.4	0.79
111-91-1	Bis(2-chloroethoxy)methane	ND		5.4	0.38
111-44-4	Bis(2-chloroethyl)ether	ND		5.4	0.43
117-81-7	Bis(2-ethylhexyl) phthalate	ND		5.4	2.4
85-68-7	Butyl benzyl phthalate	ND		5.4	1.1
105-60-2	Caprolactam	ND		5.4	2.4
86-74-8	Carbazole	ND		5.4	0.33
218-01-9	Chrysene	ND		5.4	0.36
84-74-2	Di-n-butyl phthalate	ND		5.4	0.34
117-84-0	Di-n-octyl phthalate	ND		5.4	0.51
53-70-3	Dibenz(a,h)anthracene	ND		5.4	0.46
132-64-9	Dibenzofuran	ND		11	0.55
84-66-2	Diethyl phthalate	ND		5.4	0.24
131-11-3	Dimethyl phthalate	ND		5.4	0.39
206-44-0	Fluoranthene	ND		5.4	0.43
86-73-7	Fluorene	ND		5.4	0.39
118-74-1	Hexachlorobenzene	ND		5.4	0.55
87-68-3	Hexachlorobutadiene	ND		5.4	0.74
77-47-4	Hexachlorocyclopentadiene	ND	UJ	5.4	0.64
67-72-1	Hexachloroethane	ND		5.4	0.64
193-39-5	Indeno(1,2,3-cd)pyrene	ND		5.4	0.51
78-59-1	Isophorone	ND		5.4	0.47
621-64-7	N-Nitrosodi-n-propylamine	ND		5.4	0.59
86-30-6	N-Nitrosodiphenylamine	ND		5.4	0.55
91-20-3	Naphthalene	ND		5.4	0.83
98-95-3	Nitrobenzene	ND		5.4	0.32
87-86-5	Pentachlorophenol	ND	UJ	11	2.4
85-01-8	Phenanthrene	ND		5.4	0.48
108-95-2	Phenol	ND		5.4	0.42
129-00-0	Pyrene	ND		5.4	0.37

FORM I
GC/MS SEMI VOA ORGANICS ANALYSIS DATA SHEET
TENTATIVELY IDENTIFIED COMPOUNDS

Lab Name: Eurofins TestAmerica, Buffalo Job No.: 480-192288-1
 SDG No.: _____
 Client Sample ID: MW-09S Lab Sample ID: 480-192288-16
 Matrix: Water Lab File ID: Y02826846.D
 Analysis Method: 8270D Date Collected: 11/10/2021 16:05
 Extract. Method: 3510C Date Extracted: 11/15/2021 07:03
 Sample wt/vol: 230 (mL) Date Analyzed: 11/18/2021 05:59
 Con. Extract Vol.: 1 (mL) Dilution Factor: 1
 Injection Volume: 2 (uL) Level: (low/med) Low
 % Moisture: _____ GPC Cleanup: (Y/N) N
 Analysis Batch No.: 605352 Units: ug/L
 Number TICs Found: 17 TIC Result Total: 550.2

CAS NO.	COMPOUND NAME	RT	RESULT	Q	MATCH QUALITY
	Unknown	2.94	24	T J	
	Unknown	3.25	3.3	T J	
	Unknown	3.29	7.8	T J	
	Unknown	3.38	430	T J	
	Unknown	4.41	2.8	T J	
	Unknown	5.18	12	T J	
	Unknown	6.23	4.0	T J	
	Column Bleed	7.18	5.7	T J	
	Unknown	8.06	2.5	T J	
	Unknown	9.52	1.8	T J	
147-82-0	Benzenamine, 2,4,6-tribromo-	10.48	2.8	T J N	86%
	Unknown	11.05	4.9	T J	
	Unknown	11.45	20	T J	
	Unknown	11.78	2.3	T J	
	Unknown	12.03	6.2	T J	
	Unknown	12.45	4.1	T J	
	Unknown	14.56	16	T J	

1A-IN
INORGANIC ANALYSIS DATA SHEET
METALS

Client Sample ID: MW-04S

Lab Sample ID: 480-192288-1

Lab Name: Eurofins TestAmerica, Buffalo

Job No.: 480-192288-1

SDG ID.:

Matrix: Water

Date Sampled: 11/09/2021 14:35

Reporting Basis: WET

Date Received: 11/12/2021 10:00

CAS No.	Analyte	Result	RL	MDL	Units	C	Q	DIL	Method
7429-90-5	Aluminum	0.13	0.20	0.060	mg/L	J		1	6010C
7440-36-0	Antimony	ND	0.020	0.0068	mg/L			1	6010C
7440-38-2	Arsenic	0.20	0.015	0.0056	mg/L			1	6010C
7440-39-3	Barium	0.81	0.0020	0.00070	mg/L			1	6010C
7440-41-7	Beryllium	ND	0.0020	0.00030	mg/L			1	6010C
7440-43-9	Cadmium	ND	0.0020	0.00050	mg/L			1	6010C
7440-70-2	Calcium	12.7	0.50	0.10	mg/L			1	6010C
7440-47-3	Chromium	ND	0.0040	0.0010	mg/L			1	6010C
7440-48-4	Cobalt	ND	0.0040	0.00063	mg/L			1	6010C
7440-50-8	Copper	ND	0.010	0.0016	mg/L			1	6010C
7439-89-6	Iron	18.0	0.050	0.019	mg/L			1	6010C
7439-92-1	Lead	ND	0.010	0.0030	mg/L			1	6010C
7439-95-4	Magnesium	1.9	0.20	0.043	mg/L			1	6010C
7439-96-5	Manganese	5.8	0.0030	0.00040	mg/L			1	6010C
7440-02-0	Nickel	ND	0.010	0.0013	mg/L			1	6010C
7440-09-7	Potassium	1.0	0.50	0.10	mg/L			1	6010C
7782-49-2	Selenium	ND	0.025	0.0087	mg/L			1	6010C
7440-22-4	Silver	ND	0.0060	0.0017	mg/L			1	6010C
7440-23-5	Sodium	10.1	1.0	0.32	mg/L			1	6010C
7440-28-0	Thallium	ND	0.020	0.010	mg/L			1	6010C
7440-62-2	Vanadium	ND	0.0050	0.0015	mg/L			1	6010C
7440-66-6	Zinc	ND	0.010	0.0015	mg/L			1	6010C
7439-97-6	Mercury	ND	0.00020	0.000043	mg/L			1	7470A

1A-IN
INORGANIC ANALYSIS DATA SHEET
METALS

Client Sample ID: MW-04I

Lab Sample ID: 480-192288-2

Lab Name: Eurofins TestAmerica, Buffalo

Job No.: 480-192288-1

SDG ID.:

Matrix: Water

Date Sampled: 11/09/2021 15:08

Reporting Basis: WET

Date Received: 11/12/2021 10:00

CAS No.	Analyte	Result	RL	MDL	Units	C	Q	DIL	Method
7429-90-5	Aluminum	0.22	0.20	0.060	mg/L			1	6010C
7440-36-0	Antimony	ND	0.020	0.0068	mg/L			1	6010C
7440-38-2	Arsenic	ND	0.015	0.0056	mg/L			1	6010C
7440-39-3	Barium	0.48	0.0020	0.00070	mg/L			1	6010C
7440-41-7	Beryllium	ND	0.0020	0.00030	mg/L			1	6010C
7440-43-9	Cadmium	ND	0.0020	0.00050	mg/L			1	6010C
7440-70-2	Calcium	24.8	0.50	0.10	mg/L			1	6010C
7440-47-3	Chromium	0.0022	0.0040	0.0010	mg/L	J		1	6010C
7440-48-4	Cobalt	0.0013	0.0040	0.00063	mg/L	J		1	6010C
7440-50-8	Copper	0.0034	0.010	0.0016	mg/L	J		1	6010C
7439-89-6	Iron	0.41	0.050	0.019	mg/L			1	6010C
7439-92-1	Lead	ND	0.010	0.0030	mg/L			1	6010C
7439-95-4	Magnesium	5.0	0.20	0.043	mg/L			1	6010C
7439-96-5	Manganese	5.9	0.0030	0.00040	mg/L			1	6010C
7440-02-0	Nickel	0.0050	0.010	0.0013	mg/L	J		1	6010C
7440-09-7	Potassium	0.90	0.50	0.10	mg/L			1	6010C
7782-49-2	Selenium	ND	0.025	0.0087	mg/L			1	6010C
7440-22-4	Silver	ND	0.0060	0.0017	mg/L			1	6010C
7440-23-5	Sodium	3.4	1.0	0.32	mg/L			1	6010C
7440-28-0	Thallium	ND	0.020	0.010	mg/L			1	6010C
7440-62-2	Vanadium	ND	0.0050	0.0015	mg/L			1	6010C
7440-66-6	Zinc	0.10	0.010	0.0015	mg/L			1	6010C
7439-97-6	Mercury	ND	0.00020	0.000043	mg/L			1	7470A

1A-IN
INORGANIC ANALYSIS DATA SHEET
METALS

Client Sample ID: MW-B3S

Lab Sample ID: 480-192288-3

Lab Name: Eurofins TestAmerica, Buffalo

Job No.: 480-192288-1

SDG ID.:

Matrix: Water

Date Sampled: 11/09/2021 16:00

Reporting Basis: WET

Date Received: 11/12/2021 10:00

CAS No.	Analyte	Result	RL	MDL	Units	C	Q	DIL	Method
7429-90-5	Aluminum	0.066	0.20	0.060	mg/L	J		1	6010C
7440-36-0	Antimony	ND	0.020	0.0068	mg/L			1	6010C
7440-38-2	Arsenic	ND	0.015	0.0056	mg/L			1	6010C
7440-39-3	Barium	0.36	0.0020	0.00070	mg/L			1	6010C
7440-41-7	Beryllium	ND	0.0020	0.00030	mg/L			1	6010C
7440-43-9	Cadmium	ND	0.0020	0.00050	mg/L			1	6010C
7440-70-2	Calcium	24.3	0.50	0.10	mg/L			1	6010C
7440-47-3	Chromium	ND	0.0040	0.0010	mg/L			1	6010C
7440-48-4	Cobalt	ND	0.0040	0.00063	mg/L			1	6010C
7440-50-8	Copper	ND	0.010	0.0016	mg/L			1	6010C
7439-89-6	Iron	0.066	0.050	0.019	mg/L			1	6010C
7439-92-1	Lead	ND	0.010	0.0030	mg/L			1	6010C
7439-95-4	Magnesium	5.3	0.20	0.043	mg/L			1	6010C
7439-96-5	Manganese	3.8	0.0030	0.00040	mg/L			1	6010C
7440-02-0	Nickel	ND	0.010	0.0013	mg/L			1	6010C
7440-09-7	Potassium	0.76	0.50	0.10	mg/L			1	6010C
7782-49-2	Selenium	ND	0.025	0.0087	mg/L			1	6010C
7440-22-4	Silver	ND	0.0060	0.0017	mg/L			1	6010C
7440-23-5	Sodium	2.0	1.0	0.32	mg/L			1	6010C
7440-28-0	Thallium	ND	0.020	0.010	mg/L			1	6010C
7440-62-2	Vanadium	ND	0.0050	0.0015	mg/L			1	6010C
7440-66-6	Zinc	0.013	0.010	0.0015	mg/L			1	6010C
7439-97-6	Mercury	ND	0.00020	0.000043	mg/L			1	7470A

1A-IN
INORGANIC ANALYSIS DATA SHEET
METALS

FD of MW-B3S

Client Sample ID: FD-110921

Lab Sample ID: 480-192288-4

Lab Name: Eurofins TestAmerica, Buffalo

Job No.: 480-192288-1

SDG ID.: _____

Matrix: Water

Date Sampled: 11/09/2021 00:00

Reporting Basis: WET

Date Received: 11/12/2021 10:00

CAS No.	Analyte	Result	RL	MDL	Units	C	Q	DIL	Method
7429-90-5	Aluminum	0.070	0.20	0.060	mg/L	J		1	6010C
7440-36-0	Antimony	ND	0.020	0.0068	mg/L			1	6010C
7440-38-2	Arsenic	ND	0.015	0.0056	mg/L			1	6010C
7440-39-3	Barium	0.40	0.0020	0.00070	mg/L			1	6010C
7440-41-7	Beryllium	ND	0.0020	0.00030	mg/L			1	6010C
7440-43-9	Cadmium	ND	0.0020	0.00050	mg/L			1	6010C
7440-70-2	Calcium	24.3	0.50	0.10	mg/L			1	6010C
7440-47-3	Chromium	ND	0.0040	0.0010	mg/L			1	6010C
7440-48-4	Cobalt	ND	0.0040	0.00063	mg/L			1	6010C
7440-50-8	Copper	ND	0.010	0.0016	mg/L			1	6010C
7439-89-6	Iron	0.067	0.050	0.019	mg/L			1	6010C
7439-92-1	Lead	ND	0.010	0.0030	mg/L			1	6010C
7439-95-4	Magnesium	5.3	0.20	0.043	mg/L			1	6010C
7439-96-5	Manganese	4.3	0.0030	0.00040	mg/L			1	6010C
7440-02-0	Nickel	ND	0.010	0.0013	mg/L			1	6010C
7440-09-7	Potassium	0.75	0.50	0.10	mg/L			1	6010C
7782-49-2	Selenium	ND	0.025	0.0087	mg/L			1	6010C
7440-22-4	Silver	ND	0.0060	0.0017	mg/L			1	6010C
7440-23-5	Sodium	2.0	1.0	0.32	mg/L			1	6010C
7440-28-0	Thallium	ND	0.020	0.010	mg/L			1	6010C
7440-62-2	Vanadium	ND	0.0050	0.0015	mg/L			1	6010C
7440-66-6	Zinc	0.014	0.010	0.0015	mg/L			1	6010C
7439-97-6	Mercury	ND	0.00020	0.000043	mg/L			1	7470A

1A-IN
INORGANIC ANALYSIS DATA SHEET
METALS

Client Sample ID: MW-B3D

Lab Sample ID: 480-192288-5

Lab Name: Eurofins TestAmerica, Buffalo

Job No.: 480-192288-1

SDG ID.:

Matrix: Water

Date Sampled: 11/09/2021 16:40

Reporting Basis: WET

Date Received: 11/12/2021 10:00

CAS No.	Analyte	Result	RL	MDL	Units	C	Q	DIL	Method
7429-90-5	Aluminum	0.24	0.20	0.060	mg/L			1	6010C
7440-36-0	Antimony	ND	0.020	0.0068	mg/L			1	6010C
7440-38-2	Arsenic	ND	0.015	0.0056	mg/L			1	6010C
7440-39-3	Barium	0.20	0.0020	0.00070	mg/L			1	6010C
7440-41-7	Beryllium	ND	0.0020	0.00030	mg/L			1	6010C
7440-43-9	Cadmium	ND	0.0020	0.00050	mg/L			1	6010C
7440-70-2	Calcium	25.6	0.50	0.10	mg/L			1	6010C
7440-47-3	Chromium	ND	0.0040	0.0010	mg/L			1	6010C
7440-48-4	Cobalt	0.013	0.0040	0.00063	mg/L			1	6010C
7440-50-8	Copper	ND	0.010	0.0016	mg/L			1	6010C
7439-89-6	Iron	0.32	0.050	0.019	mg/L			1	6010C
7439-92-1	Lead	ND	0.010	0.0030	mg/L			1	6010C
7439-95-4	Magnesium	3.0	0.20	0.043	mg/L			1	6010C
7439-96-5	Manganese	6.0	0.0030	0.00040	mg/L			1	6010C
7440-02-0	Nickel	0.0061	0.010	0.0013	mg/L	J		1	6010C
7440-09-7	Potassium	0.90	0.50	0.10	mg/L			1	6010C
7782-49-2	Selenium	ND	0.025	0.0087	mg/L			1	6010C
7440-22-4	Silver	ND	0.0060	0.0017	mg/L			1	6010C
7440-23-5	Sodium	2.8	1.0	0.32	mg/L			1	6010C
7440-28-0	Thallium	ND	0.020	0.010	mg/L			1	6010C
7440-62-2	Vanadium	ND	0.0050	0.0015	mg/L			1	6010C
7440-66-6	Zinc	0.012	0.010	0.0015	mg/L			1	6010C
7439-97-6	Mercury	ND	0.00020	0.000043	mg/L			1	7470A

1A-IN
INORGANIC ANALYSIS DATA SHEET
METALS

Client Sample ID: MW-05S

Lab Sample ID: 480-192288-6

Lab Name: Eurofins TestAmerica, Buffalo

Job No.: 480-192288-1

SDG ID.:

Matrix: Water

Date Sampled: 11/09/2021 08:50

Reporting Basis: WET

Date Received: 11/12/2021 10:00

CAS No.	Analyte	Result	RL	MDL	Units	C	Q	DIL	Method
7429-90-5	Aluminum	ND	0.20	0.060	mg/L			1	6010C
7440-36-0	Antimony	ND	0.020	0.0068	mg/L			1	6010C
7440-38-2	Arsenic	ND	0.015	0.0056	mg/L			1	6010C
7440-39-3	Barium	0.39	0.0020	0.00070	mg/L			1	6010C
7440-41-7	Beryllium	ND	0.0020	0.00030	mg/L			1	6010C
7440-43-9	Cadmium	0.00073	0.0020	0.00050	mg/L	J		1	6010C
7440-70-2	Calcium	20.2	0.50	0.10	mg/L			1	6010C
7440-47-3	Chromium	ND	0.0040	0.0010	mg/L			1	6010C
7440-48-4	Cobalt	0.00084	0.0040	0.00063	mg/L	J		1	6010C
7440-50-8	Copper	ND	0.010	0.0016	mg/L			1	6010C
7439-89-6	Iron	0.11	0.050	0.019	mg/L			1	6010C
7439-92-1	Lead	ND	0.010	0.0030	mg/L			1	6010C
7439-95-4	Magnesium	3.7	0.20	0.043	mg/L			1	6010C
7439-96-5	Manganese	6.7	0.0030	0.00040	mg/L			1	6010C
7440-02-0	Nickel	0.0045	0.010	0.0013	mg/L	J		1	6010C
7440-09-7	Potassium	1.7	0.50	0.10	mg/L			1	6010C
7782-49-2	Selenium	ND	0.025	0.0087	mg/L			1	6010C
7440-22-4	Silver	ND	0.0060	0.0017	mg/L			1	6010C
7440-23-5	Sodium	1.4	1.0	0.32	mg/L			1	6010C
7440-28-0	Thallium	ND	0.020	0.010	mg/L			1	6010C
7440-62-2	Vanadium	ND	0.0050	0.0015	mg/L			1	6010C
7440-66-6	Zinc	0.0049	0.010	0.0015	mg/L	J		1	6010C
7439-97-6	Mercury	ND	0.00020	0.000043	mg/L			1	7470A

1A-IN
INORGANIC ANALYSIS DATA SHEET
METALS

Client Sample ID: MW-05I

Lab Sample ID: 480-192288-7

Lab Name: Eurofins TestAmerica, Buffalo

Job No.: 480-192288-1

SDG ID.:

Matrix: Water

Date Sampled: 11/09/2021 09:38

Reporting Basis: WET

Date Received: 11/12/2021 10:00

CAS No.	Analyte	Result	RL	MDL	Units	C	Q	DIL	Method
7429-90-5	Aluminum	ND	0.20	0.060	mg/L			1	6010C
7440-36-0	Antimony	ND	0.020	0.0068	mg/L			1	6010C
7440-38-2	Arsenic	ND	0.015	0.0056	mg/L			1	6010C
7440-39-3	Barium	0.049	0.0020	0.00070	mg/L			1	6010C
7440-41-7	Beryllium	ND	0.0020	0.00030	mg/L			1	6010C
7440-43-9	Cadmium	ND	0.0020	0.00050	mg/L			1	6010C
7440-70-2	Calcium	26.0	0.50	0.10	mg/L			1	6010C
7440-47-3	Chromium	0.0019	0.0040	0.0010	mg/L	J		1	6010C
7440-48-4	Cobalt	ND	0.0040	0.00063	mg/L			1	6010C
7440-50-8	Copper	ND	0.010	0.0016	mg/L			1	6010C
7439-89-6	Iron	0.088	0.050	0.019	mg/L			1	6010C
7439-92-1	Lead	ND	0.010	0.0030	mg/L			1	6010C
7439-95-4	Magnesium	3.1	0.20	0.043	mg/L			1	6010C
7439-96-5	Manganese	0.14	0.0030	0.00040	mg/L			1	6010C
7440-02-0	Nickel	ND	0.010	0.0013	mg/L			1	6010C
7440-09-7	Potassium	1.2	0.50	0.10	mg/L			1	6010C
7782-49-2	Selenium	ND	0.025	0.0087	mg/L			1	6010C
7440-22-4	Silver	ND	0.0060	0.0017	mg/L			1	6010C
7440-23-5	Sodium	3.9	1.0	0.32	mg/L			1	6010C
7440-28-0	Thallium	ND	0.020	0.010	mg/L			1	6010C
7440-62-2	Vanadium	ND	0.0050	0.0015	mg/L			1	6010C
7440-66-6	Zinc	0.052	0.010	0.0015	mg/L			1	6010C
7439-97-6	Mercury	ND	0.00020	0.000043	mg/L			1	7470A

1A-IN
INORGANIC ANALYSIS DATA SHEET
METALS

Client Sample ID: MW-05D

Lab Sample ID: 480-192288-8

Lab Name: Eurofins TestAmerica, Buffalo

Job No.: 480-192288-1

SDG ID.:

Matrix: Water

Date Sampled: 11/10/2021 10:32

Reporting Basis: WET

Date Received: 11/12/2021 10:00

CAS No.	Analyte	Result	RL	MDL	Units	C	Q	DIL	Method
7429-90-5	Aluminum	1.2	0.20	0.060	mg/L			1	6010C
7440-36-0	Antimony	ND	0.020	0.0068	mg/L			1	6010C
7440-38-2	Arsenic	ND	0.015	0.0056	mg/L			1	6010C
7440-39-3	Barium	0.15	0.0020	0.00070	mg/L			1	6010C
7440-41-7	Beryllium	ND	0.0020	0.00030	mg/L			1	6010C
7440-43-9	Cadmium	ND	0.0020	0.00050	mg/L			1	6010C
7440-70-2	Calcium	23.4	0.50	0.10	mg/L			1	6010C
7440-47-3	Chromium	0.0046	0.0040	0.0010	mg/L			1	6010C
7440-48-4	Cobalt	ND	0.0040	0.00063	mg/L			1	6010C
7440-50-8	Copper	0.0024	0.010	0.0016	mg/L	J		1	6010C
7439-89-6	Iron	1.1	0.050	0.019	mg/L			1	6010C
7439-92-1	Lead	ND	0.010	0.0030	mg/L			1	6010C
7439-95-4	Magnesium	4.9	0.20	0.043	mg/L			1	6010C
7439-96-5	Manganese	0.83	0.0030	0.00040	mg/L			1	6010C
7440-02-0	Nickel	0.0083	0.010	0.0013	mg/L	J		1	6010C
7440-09-7	Potassium	1.4	0.50	0.10	mg/L			1	6010C
7782-49-2	Selenium	ND	0.025	0.0087	mg/L			1	6010C
7440-22-4	Silver	ND	0.0060	0.0017	mg/L			1	6010C
7440-23-5	Sodium	8.9	1.0	0.32	mg/L			1	6010C
7440-28-0	Thallium	ND	0.020	0.010	mg/L			1	6010C
7440-62-2	Vanadium	0.0015	0.0050	0.0015	mg/L	J		1	6010C
7440-66-6	Zinc	0.0047	0.010	0.0015	mg/L	J		1	6010C
7439-97-6	Mercury	ND	0.00020	0.000043	mg/L			1	7470A

1A-IN
INORGANIC ANALYSIS DATA SHEET
METALS

Client Sample ID: MW-B1S

Lab Sample ID: 480-192288-9

Lab Name: Eurofins TestAmerica, Buffalo

Job No.: 480-192288-1

SDG ID.:

Matrix: Water

Date Sampled: 11/10/2021 10:55

Reporting Basis: WET

Date Received: 11/12/2021 10:00

CAS No.	Analyte	Result	RL	MDL	Units	C	Q	DIL	Method
7429-90-5	Aluminum	10.6	0.20	0.060	mg/L			1	6010C
7440-36-0	Antimony	ND	0.020	0.0068	mg/L			1	6010C
7440-38-2	Arsenic	ND	0.015	0.0056	mg/L			1	6010C
7440-39-3	Barium	0.18	0.0020	0.00070	mg/L			1	6010C
7440-41-7	Beryllium	0.00037	0.0020	0.00030	mg/L	J		1	6010C
7440-43-9	Cadmium	0.0020	0.0020	0.00050	mg/L			1	6010C
7440-70-2	Calcium	12.7	0.50	0.10	mg/L			1	6010C
7440-47-3	Chromium	0.014	0.0040	0.0010	mg/L			1	6010C
7440-48-4	Cobalt	0.0052	0.0040	0.00063	mg/L			1	6010C
7440-50-8	Copper	0.018	0.010	0.0016	mg/L			1	6010C
7439-89-6	Iron	16.6	0.050	0.019	mg/L			1	6010C
7439-92-1	Lead	0.019	0.010	0.0030	mg/L			1	6010C
7439-95-4	Magnesium	2.6	0.20	0.043	mg/L			1	6010C
7439-96-5	Manganese	0.63	0.0030	0.00040	mg/L			1	6010C
7440-02-0	Nickel	0.011	0.010	0.0013	mg/L			1	6010C
7440-09-7	Potassium	3.5	0.50	0.10	mg/L			1	6010C
7782-49-2	Selenium	ND	0.025	0.0087	mg/L			1	6010C
7440-22-4	Silver	ND	0.0060	0.0017	mg/L			1	6010C
7440-23-5	Sodium	1.1	1.0	0.32	mg/L			1	6010C
7440-28-0	Thallium	ND	0.020	0.010	mg/L			1	6010C
7440-62-2	Vanadium	0.014	0.0050	0.0015	mg/L			1	6010C
7440-66-6	Zinc	0.13	0.010	0.0015	mg/L			1	6010C
7439-97-6	Mercury	ND	0.00020	0.000043	mg/L			1	7470A

1A-IN
INORGANIC ANALYSIS DATA SHEET
METALS

Client Sample ID: MW-B1D

Lab Sample ID: 480-192288-10

Lab Name: Eurofins TestAmerica, Buffalo

Job No.: 480-192288-1

SDG ID.:

Matrix: Water

Date Sampled: 11/10/2021 11:10

Reporting Basis: WET

Date Received: 11/12/2021 10:00

CAS No.	Analyte	Result	RL	MDL	Units	C	Q	DIL	Method
7429-90-5	Aluminum	0.50	0.20	0.060	mg/L			1	6010C
7440-36-0	Antimony	ND	0.020	0.0068	mg/L			1	6010C
7440-38-2	Arsenic	ND	0.015	0.0056	mg/L			1	6010C
7440-39-3	Barium	0.044	0.0020	0.00070	mg/L			1	6010C
7440-41-7	Beryllium	ND	0.0020	0.00030	mg/L			1	6010C
7440-43-9	Cadmium	ND	0.0020	0.00050	mg/L			1	6010C
7440-70-2	Calcium	16.8	0.50	0.10	mg/L			1	6010C
7440-47-3	Chromium	0.0026	0.0040	0.0010	mg/L	J		1	6010C
7440-48-4	Cobalt	ND	0.0040	0.00063	mg/L			1	6010C
7440-50-8	Copper	ND	0.010	0.0016	mg/L			1	6010C
7439-89-6	Iron	0.46	0.050	0.019	mg/L			1	6010C
7439-92-1	Lead	ND	0.010	0.0030	mg/L			1	6010C
7439-95-4	Magnesium	1.9	0.20	0.043	mg/L			1	6010C
7439-96-5	Manganese	0.018	0.0030	0.00040	mg/L			1	6010C
7440-02-0	Nickel	ND	0.010	0.0013	mg/L			1	6010C
7440-09-7	Potassium	1.3	0.50	0.10	mg/L			1	6010C
7782-49-2	Selenium	ND	0.025	0.0087	mg/L			1	6010C
7440-22-4	Silver	ND	0.0060	0.0017	mg/L			1	6010C
7440-23-5	Sodium	3.0	1.0	0.32	mg/L			1	6010C
7440-28-0	Thallium	ND	0.020	0.010	mg/L			1	6010C
7440-62-2	Vanadium	0.0021	0.0050	0.0015	mg/L	J		1	6010C
7440-66-6	Zinc	0.0022	0.010	0.0015	mg/L	J		1	6010C
7439-97-6	Mercury	ND	0.00020	0.000043	mg/L			1	7470A

1A-IN
INORGANIC ANALYSIS DATA SHEET
METALS

Client Sample ID: MW-07S

Lab Sample ID: 480-192288-11

Lab Name: Eurofins TestAmerica, Buffalo

Job No.: 480-192288-1

SDG ID.:

Matrix: Water

Date Sampled: 11/10/2021 11:55

Reporting Basis: WET

Date Received: 11/12/2021 10:00

CAS No.	Analyte	Result	RL	MDL	Units	C	Q	DIL	Method
7429-90-5	Aluminum	0.27	0.20	0.060	mg/L			1	6010C
7440-36-0	Antimony	ND	0.020	0.0068	mg/L			1	6010C
7440-38-2	Arsenic	ND	0.015	0.0056	mg/L			1	6010C
7440-39-3	Barium	0.12	0.0020	0.00070	mg/L			1	6010C
7440-41-7	Beryllium	ND	0.0020	0.00030	mg/L			1	6010C
7440-43-9	Cadmium	ND	0.0020	0.00050	mg/L			1	6010C
7440-70-2	Calcium	22.5	0.50	0.10	mg/L			1	6010C
7440-47-3	Chromium	0.0011	0.0040	0.0010	mg/L	J		1	6010C
7440-48-4	Cobalt	ND	0.0040	0.00063	mg/L			1	6010C
7440-50-8	Copper	ND	0.010	0.0016	mg/L			1	6010C
7439-89-6	Iron	1.5	0.050	0.019	mg/L			1	6010C
7439-92-1	Lead	ND	0.010	0.0030	mg/L			1	6010C
7439-95-4	Magnesium	2.7	0.20	0.043	mg/L			1	6010C
7439-96-5	Manganese	0.18	0.0030	0.00040	mg/L			1	6010C
7440-02-0	Nickel	ND	0.010	0.0013	mg/L			1	6010C
7440-09-7	Potassium	1.7	0.50	0.10	mg/L			1	6010C
7782-49-2	Selenium	ND	0.025	0.0087	mg/L			1	6010C
7440-22-4	Silver	ND	0.0060	0.0017	mg/L			1	6010C
7440-23-5	Sodium	1.0	1.0	0.32	mg/L			1	6010C
7440-28-0	Thallium	ND	0.020	0.010	mg/L			1	6010C
7440-62-2	Vanadium	ND	0.0050	0.0015	mg/L			1	6010C
7440-66-6	Zinc	ND	0.010	0.0015	mg/L			1	6010C
7439-97-6	Mercury	ND	0.00020	0.000043	mg/L			1	7470A

1A-IN
INORGANIC ANALYSIS DATA SHEET
METALS

Client Sample ID: MW-07I

Lab Sample ID: 480-192288-12

Lab Name: Eurofins TestAmerica, Buffalo

Job No.: 480-192288-1

SDG ID.:

Matrix: Water

Date Sampled: 11/10/2021 12:50

Reporting Basis: WET

Date Received: 11/12/2021 10:00

CAS No.	Analyte	Result	RL	MDL	Units	C	Q	DIL	Method
7429-90-5	Aluminum	0.69	0.20	0.060	mg/L			1	6010C
7440-36-0	Antimony	ND	0.020	0.0068	mg/L			1	6010C
7440-38-2	Arsenic	ND	0.015	0.0056	mg/L			1	6010C
7440-39-3	Barium	0.11	0.0020	0.00070	mg/L			1	6010C
7440-41-7	Beryllium	ND	0.0020	0.00030	mg/L			1	6010C
7440-43-9	Cadmium	ND	0.0020	0.00050	mg/L			1	6010C
7440-70-2	Calcium	26.7	0.50	0.10	mg/L			1	6010C
7440-47-3	Chromium	0.0069	0.0040	0.0010	mg/L			1	6010C
7440-48-4	Cobalt	0.00080	0.0040	0.00063	mg/L	J		1	6010C
7440-50-8	Copper	0.0060	0.010	0.0016	mg/L	J		1	6010C
7439-89-6	Iron	0.86	0.050	0.019	mg/L			1	6010C
7439-92-1	Lead	ND	0.010	0.0030	mg/L			1	6010C
7439-95-4	Magnesium	3.5	0.20	0.043	mg/L			1	6010C
7439-96-5	Manganese	1.3	0.0030	0.00040	mg/L			1	6010C
7440-02-0	Nickel	0.012	0.010	0.0013	mg/L			1	6010C
7440-09-7	Potassium	1.5	0.50	0.10	mg/L			1	6010C
7782-49-2	Selenium	ND	0.025	0.0087	mg/L			1	6010C
7440-22-4	Silver	ND	0.0060	0.0017	mg/L			1	6010C
7440-23-5	Sodium	7.4	1.0	0.32	mg/L			1	6010C
7440-28-0	Thallium	ND	0.020	0.010	mg/L			1	6010C
7440-62-2	Vanadium	ND	0.0050	0.0015	mg/L			1	6010C
7440-66-6	Zinc	0.11	0.010	0.0015	mg/L			1	6010C
7439-97-6	Mercury	ND	0.00020	0.000043	mg/L			1	7470A

1A-IN
INORGANIC ANALYSIS DATA SHEET
METALS

Client Sample ID: MW-10S

Lab Sample ID: 480-192288-13

Lab Name: Eurofins TestAmerica, Buffalo

Job No.: 480-192288-1

SDG ID.:

Matrix: Water

Date Sampled: 11/10/2021 13:45

Reporting Basis: WET

Date Received: 11/12/2021 10:00

CAS No.	Analyte	Result	RL	MDL	Units	C	Q	DIL	Method
7429-90-5	Aluminum	0.59	0.20	0.060	mg/L			1	6010C
7440-36-0	Antimony	ND	0.020	0.0068	mg/L			1	6010C
7440-38-2	Arsenic	ND	0.015	0.0056	mg/L			1	6010C
7440-39-3	Barium	0.11	0.0020	0.00070	mg/L			1	6010C
7440-41-7	Beryllium	ND	0.0020	0.00030	mg/L			1	6010C
7440-43-9	Cadmium	ND	0.0020	0.00050	mg/L			1	6010C
7440-70-2	Calcium	23.9	0.50	0.10	mg/L			1	6010C
7440-47-3	Chromium	0.0011	0.0040	0.0010	mg/L	J		1	6010C
7440-48-4	Cobalt	ND	0.0040	0.00063	mg/L			1	6010C
7440-50-8	Copper	0.067	0.010	0.0016	mg/L			1	6010C
7439-89-6	Iron	4.7	0.050	0.019	mg/L			1	6010C
7439-92-1	Lead	0.012	0.010	0.0030	mg/L			1	6010C
7439-95-4	Magnesium	2.4	0.20	0.043	mg/L			1	6010C
7439-96-5	Manganese	0.56	0.0030	0.00040	mg/L			1	6010C
7440-02-0	Nickel	ND	0.010	0.0013	mg/L			1	6010C
7440-09-7	Potassium	1.8	0.50	0.10	mg/L			1	6010C
7782-49-2	Selenium	ND	0.025	0.0087	mg/L			1	6010C
7440-22-4	Silver	ND	0.0060	0.0017	mg/L			1	6010C
7440-23-5	Sodium	2.0	1.0	0.32	mg/L			1	6010C
7440-28-0	Thallium	ND	0.020	0.010	mg/L			1	6010C
7440-62-2	Vanadium	0.0020	0.0050	0.0015	mg/L	J		1	6010C
7440-66-6	Zinc	0.015	0.010	0.0015	mg/L			1	6010C
7439-97-6	Mercury	ND	0.00020	0.000043	mg/L			1	7470A

1A-IN
INORGANIC ANALYSIS DATA SHEET
METALS

Client Sample ID: MW-10I

Lab Sample ID: 480-192288-14

Lab Name: Eurofins TestAmerica, Buffalo

Job No.: 480-192288-1

SDG ID.:

Matrix: Water

Date Sampled: 11/10/2021 14:40

Reporting Basis: WET

Date Received: 11/12/2021 10:00

CAS No.	Analyte	Result	RL	MDL	Units	C	Q	DIL	Method
7429-90-5	Aluminum	0.79	0.20	0.060	mg/L			1	6010C
7440-36-0	Antimony	ND	0.020	0.0068	mg/L			1	6010C
7440-38-2	Arsenic	ND	0.015	0.0056	mg/L			1	6010C
7440-39-3	Barium	0.060	0.0020	0.00070	mg/L			1	6010C
7440-41-7	Beryllium	ND	0.0020	0.00030	mg/L			1	6010C
7440-43-9	Cadmium	ND	0.0020	0.00050	mg/L			1	6010C
7440-70-2	Calcium	24.9	0.50	0.10	mg/L			1	6010C
7440-47-3	Chromium	0.0018	0.0040	0.0010	mg/L	J		1	6010C
7440-48-4	Cobalt	ND	0.0040	0.00063	mg/L			1	6010C
7440-50-8	Copper	ND	0.010	0.0016	mg/L			1	6010C
7439-89-6	Iron	0.75	0.050	0.019	mg/L			1	6010C
7439-92-1	Lead	ND	0.010	0.0030	mg/L			1	6010C
7439-95-4	Magnesium	3.4	0.20	0.043	mg/L			1	6010C
7439-96-5	Manganese	0.23	0.0030	0.00040	mg/L			1	6010C
7440-02-0	Nickel	0.0016	0.010	0.0013	mg/L	J		1	6010C
7440-09-7	Potassium	1.1	0.50	0.10	mg/L			1	6010C
7782-49-2	Selenium	ND	0.025	0.0087	mg/L			1	6010C
7440-22-4	Silver	ND	0.0060	0.0017	mg/L			1	6010C
7440-23-5	Sodium	6.6	1.0	0.32	mg/L			1	6010C
7440-28-0	Thallium	ND	0.020	0.010	mg/L			1	6010C
7440-62-2	Vanadium	ND	0.0050	0.0015	mg/L			1	6010C
7440-66-6	Zinc	0.016	0.010	0.0015	mg/L			1	6010C
7439-97-6	Mercury	ND	0.00020	0.000043	mg/L			1	7470A

1A-IN
INORGANIC ANALYSIS DATA SHEET
METALS

Client Sample ID: MW-10D

Lab Sample ID: 480-192288-15

Lab Name: Eurofins TestAmerica, Buffalo

Job No.: 480-192288-1

SDG ID.:

Matrix: Water

Date Sampled: 11/10/2021 15:22

Reporting Basis: WET

Date Received: 11/12/2021 10:00

CAS No.	Analyte	Result	RL	MDL	Units	C	Q	DIL	Method
7429-90-5	Aluminum	0.16	0.20	0.060	mg/L	J		1	6010C
7440-36-0	Antimony	ND	0.020	0.0068	mg/L			1	6010C
7440-38-2	Arsenic	ND	0.015	0.0056	mg/L			1	6010C
7440-39-3	Barium	0.054	0.0020	0.00070	mg/L			1	6010C
7440-41-7	Beryllium	ND	0.0020	0.00030	mg/L			1	6010C
7440-43-9	Cadmium	ND	0.0020	0.00050	mg/L			1	6010C
7440-70-2	Calcium	23.1	0.50	0.10	mg/L			1	6010C
7440-47-3	Chromium	0.0037	0.0040	0.0010	mg/L	J		1	6010C
7440-48-4	Cobalt	ND	0.0040	0.00063	mg/L			1	6010C
7440-50-8	Copper	ND	0.010	0.0016	mg/L			1	6010C
7439-89-6	Iron	0.28	0.050	0.019	mg/L			1	6010C
7439-92-1	Lead	ND	0.010	0.0030	mg/L			1	6010C
7439-95-4	Magnesium	3.0	0.20	0.043	mg/L			1	6010C
7439-96-5	Manganese	0.21	0.0030	0.00040	mg/L			1	6010C
7440-02-0	Nickel	0.0043	0.010	0.0013	mg/L	J		1	6010C
7440-09-7	Potassium	0.89	0.50	0.10	mg/L			1	6010C
7782-49-2	Selenium	ND	0.025	0.0087	mg/L			1	6010C
7440-22-4	Silver	ND	0.0060	0.0017	mg/L			1	6010C
7440-23-5	Sodium	5.0	1.0	0.32	mg/L			1	6010C
7440-28-0	Thallium	ND	0.020	0.010	mg/L			1	6010C
7440-62-2	Vanadium	ND	0.0050	0.0015	mg/L			1	6010C
7440-66-6	Zinc	0.0018	0.010	0.0015	mg/L	J		1	6010C
7439-97-6	Mercury	ND	0.00020	0.000043	mg/L			1	7470A

1A-IN
INORGANIC ANALYSIS DATA SHEET
METALS

Client Sample ID: MW-09S

Lab Sample ID: 480-192288-16

Lab Name: Eurofins TestAmerica, Buffalo

Job No.: 480-192288-1

SDG ID.:

Matrix: Water

Date Sampled: 11/10/2021 16:05

Reporting Basis: WET

Date Received: 11/12/2021 10:00

CAS No.	Analyte	Result	RL	MDL	Units	C	Q	DIL	Method
7429-90-5	Aluminum	0.27	0.20	0.060	mg/L			1	6010C
7440-36-0	Antimony	ND	0.020	0.0068	mg/L			1	6010C
7440-38-2	Arsenic	ND	0.015	0.0056	mg/L			1	6010C
7440-39-3	Barium	0.058	0.0020	0.00070	mg/L			1	6010C
7440-41-7	Beryllium	ND	0.0020	0.00030	mg/L			1	6010C
7440-43-9	Cadmium	ND	0.0020	0.00050	mg/L			1	6010C
7440-70-2	Calcium	14.3	0.50	0.10	mg/L			1	6010C
7440-47-3	Chromium	0.0012	0.0040	0.0010	mg/L	J		1	6010C
7440-48-4	Cobalt	ND	0.0040	0.00063	mg/L			1	6010C
7440-50-8	Copper	ND	0.010	0.0016	mg/L			1	6010C
7439-89-6	Iron	2.2	0.050	0.019	mg/L			1	6010C
7439-92-1	Lead	ND	0.010	0.0030	mg/L			1	6010C
7439-95-4	Magnesium	1.3	0.20	0.043	mg/L			1	6010C
7439-96-5	Manganese	0.22	0.0030	0.00040	mg/L			1	6010C
7440-02-0	Nickel	ND	0.010	0.0013	mg/L			1	6010C
7440-09-7	Potassium	0.67	0.50	0.10	mg/L			1	6010C
7782-49-2	Selenium	ND	0.025	0.0087	mg/L			1	6010C
7440-22-4	Silver	ND	0.0060	0.0017	mg/L			1	6010C
7440-23-5	Sodium	1.1	1.0	0.32	mg/L			1	6010C
7440-28-0	Thallium	ND	0.020	0.010	mg/L			1	6010C
7440-62-2	Vanadium	ND	0.0050	0.0015	mg/L			1	6010C
7440-66-6	Zinc	0.022	0.010	0.0015	mg/L			1	6010C
7439-97-6	Mercury	ND	0.00020	0.000043	mg/L			1	7470A

ATTACHMENT B
SUPPORT DOCUMENTATION

Chain of Custody Record

Client Information
 Client Contact: Rob Murphy
 Phone: 716-903-1346
 Company: AECOM
 Address: One John James Audubon Parkway Suite 210
 City: Amherst
 State, Zip: NY, 14228
 Phone: [blank]
 Email: rob.murphy@aecom.com
 Project Name: Kerry Chemical #413001
 Site: [blank]

Lab PM: Hartmann, Steve
E-Mail: Steve.Hartmann@Eurofins.com
 Carrier Tracking No(s): 480-167045-36607.1
 State of Origin: Page 1 of 2
 Job #: [blank]

Analysis Requested
 Due Date Requested: [blank]
 TAT Requested (days): [blank]
 Compliance Project: Yes No
 PO #: [blank]
 CallOut ID: 137449
 WO #: [blank]
 Project #: 48020987
 SSO#: [blank]

Preservation Codes:
 A - HCL
 B - NaOH
 C - Zn Acetate
 D - Nitric Acid
 M - Hexane
 N - None
 O - AsNaO2
 P - Na2O4S

Field Filtered Sample (Yes or No)
 8270D - TCL SVOAs + TICs
 6010C, 7470A
 8260C - TCL VOAs + TICs

Sample Identification

Sample Date	Sample Time	Sample Type (C=comp, G=grab)	Matrix (W=water, S=solid, O=oil, BT=tissue, A=air)	Preservation Code	Field Filtered Sample (Yes or No)	Perform MS/MSD (Yes or No)	8270D - TCL SVOAs + TICs	6010C, 7470A	8260C - TCL VOAs + TICs	Total Number of	Special Instructions/Note:
11/9/21	1435	G	Water		X						
11/9/21	1508	G	Water								
11/9/21	1600	G	Water								
11/9/21	—	G	Water								
11/9/21	1640	G	Water								
11/9/21	1640	G	Water								
11/9/21	1640	G	Water								
11/10/21	0850	G	Water								MATRIX SPIKE
11/10/21	0938	G	Water								MATRIX SPIKE DUPLICATES
11/10/21	1032	G	Water								
11/10/21	1055	G	Water								

Possible Hazard Identification
 Non-Hazard Flammable Skin Irritant Poison B Unknown Radiological
 Deliverable Requested: I, II, III, IV, Other (specify)

Sample Disposal (A fee may be assessed if samples are retained longer than 1 month)
 Return To Client Disposal By Lab Archive For _____ Months

Special Instructions/QC Requirements:

Empty Kit Relinquished by: [Signature]
 Date: 11/11/21 1118
 Company: AECOM

Relinquished by: [Signature]
 Date: 11/11/21 1900
 Company: ESCVA

Relinquished by: [Signature]
 Date: 11/12/21 0800
 Company: THS

Relinquished by: [Signature]
 Date: 11/12/21 0800
 Company: THS

Cooler Temperature(s) °C and Other Remarks: #1 3.1 3.3

Client Information
 Client Contact: **Rob Murphy**
 Company: **AECOM**
 Address: **One John James Audubon Parkway Suite 210**
 City: **Amherst**
 State, Zip: **NY, 14228**
 Phone: _____
 Email: **rob.murphy@aecom.com**
 Project Name: **Kerry Chemical #413001**
 Site: _____

Due Date Requested: _____
TAT Requested (days): _____
Compliance Project: Yes No
PO #: _____
CallOut ID: **137449**
WO #: _____
Project #: **48020987**
SSOW#: _____

Sample Identification	Sample Date	Sample Time	Sample Type (C=Comp, G=grab)	Matrix (W=water, S=solid, O=wastewater, BT=tissue, A=air)	Field Filtered Sample (Yes or No)	Perform MS/MSD (Yes or No)	8270D - TCL SVOAs + TICs	8260C - TCL VOAs + TICs	N D A	Total Number of Containers	Special Instructions/Note:
MW-BID	11/10/21	1110	G	Water							
MW-07S	11/10/21	1155	G	Water							
MW-07I	11/10/21	1250	G	Water							
MW-10S	11/10/21	1345	G	Water							
MW-10I	11/10/21	1440	G	Water							
MW-10B	11/10/21	1522	G	Water							
MW-09S	11/10/21	1605	G	Water							
VOA Trip Blank TB-110921+111021	11/10/21	---	G	Water							TRIP BLANK

Possible Hazard Identification
 Non-Hazard Flammable Skin Irritant Poison B Unknown Radiological
 Deliverable Requested: I, II, III, IV, Other (specify) _____

Empty Kit Relinquished by: _____
 Relinquished by: **Rob Murphy**
 Relinquished by: _____
 Relinquished by: _____

Sample Disposal (A fee may be assessed if samples are retained longer than 1 month)
 Return To Client Disposal By Lab Archive For _____ Months

Special Instructions/QC Requirements: _____

Time: _____
Date: _____

Received by: _____
 Date/Time: 11/11/21 1110
 Company: **AECOM**

Received by: _____
 Date/Time: 11/11/21 1900
 Company: **ES-SYA**

Received by: _____
 Date/Time: _____
 Company: _____

Cooler Temperature(s) °C and Other Remarks: **#1 31.3.3**

Job Narrative
480-192288-1

Comments

No additional comments.

Receipt

The samples were received on 11/12/2021 10:00 AM. Unless otherwise noted below, the samples arrived in good condition, and where required, properly preserved and on ice. The temperatures of the 2 coolers at receipt time were 3.1° C and 3.3° C.

GC/MS VOA

Method 8260C: The following volatiles sample was diluted due to foaming at the time of purging during the original sample analysis: MW-10S (480-192288-13). Elevated reporting limits (RLs) are provided.

No additional analytical or quality issues were noted, other than those described above or in the Definitions/Glossary page.

GC/MS Semi VOA

Method 8270D: Surrogate recovery for the following samples were outside control limits: MW-B3D (480-192288-5), MW-B3D (480-192288-5[MS]) and MW-B3D (480-192288-5[MSD]). Evidence of matrix interference is present; therefore, re-extraction and/or re-analysis was not performed.

Method 8270D: Surrogate recoveries for the following sample were outside control limits: MW-04I (480-192288-2). Re-extraction and/or re-analysis was performed and surrogate recoveries were outside control limits. Both sets of data have been reported.

Method 8270D: The matrix spike / matrix spike duplicate (MS/MSD) recoveries for preparation batch 480-604894 and analytical batch 480-605348 were outside control limits. Sample matrix interference is suspected because the associated laboratory control sample (LCS) recovery was within acceptance limits.

Method 8270D: The following samples were diluted due to color, appearance, and viscosity: MW-07S (480-192288-11) and MW-10I (480-192288-14). Elevated reporting limits (RL) are provided.

Method 8270D: The continuing calibration verification (CCV) associated with batch 480-605352 recovered outside acceptance criteria, low biased, for 2,4-Dinitrophenol, Hexachlorocyclopentadiene and Pentachlorophenol. A reporting limit (RL) standard was analyzed, and the target analytes were detected. Since the associated samples were non-detect for the analyte(s), the data are reported.

Method 8270D: The minimum response factor (RF) criteria for the continuing calibration verification (CCV) analyzed in batch 480-605352 was outside criteria for the following analyte: Bis(2-chloroethoxy)methane. As indicated in the reference method, sample analysis may proceed; however, any detection or non-detection for the affected analyte is considered estimated.

Method 8270D: Six surrogates are used for this analysis. The laboratory's SOP allows one acid and one base of these surrogates to be outside acceptance criteria without performing re-extraction/re-analysis. The following sample contained an allowable number of surrogate compounds outside limits: MW-10S (480-192288-13). These results have been reported and qualified.

No additional analytical or quality issues were noted, other than those described above or in the Definitions/Glossary page.

Metals

No analytical or quality issues were noted, other than those described in the Definitions/Glossary page.

Organic Prep

Method 3510C: The following sample was re-prepared outside of preparation holding time due to low surrogate recovery: MW-04I (480-192288-2).

No additional analytical or quality issues were noted, other than those described above or in the Definitions/Glossary page.

FORM II
GC/MS SEMI VOA SURROGATE RECOVERY

Lab Name: Eurofins TestAmerica, Buffalo

Job No.: 480-192288-1

SDG No.: _____

Matrix: Water

Level: Low

GC Column (1): RXI-5Sil MS ID: 0.25 (mm)

Client Sample ID	Lab Sample ID	2FP #	PHL #	NBZ #	FBP #	TBP #	TPHd14 #
MW-04S	480-192288-1	90	70	99	114	115	95
MW-04I	480-192288-2	19 S1-	10 S1-	88	95	34 S1-	92
MW-04I RE	480-192288-2 RE	9 S1-	5 S1-	90	109	22 S1-	102
MW-B3S	480-192288-3	37	26	93	103	59	106
FD-110921	480-192288-4	44	31	94	108	68	103
MW-B3D	480-192288-5	19 S1-	10 S1-	81	90	38 S1-	88
MW-05S	480-192288-6	66	54	94	108	90	102
MW-05I	480-192288-7	79	63	93	101	89	98
MW-05D	480-192288-8	64	49	82	95	74	92
MW-B1S	480-192288-9	87	72	99	110	105	105
MW-B1D	480-192288-10	77	60	93	107	87	94
MW-07S	480-192288-11	77	62	89	103	92	89
MW-07I	480-192288-12	65	49	96	109	83	99
MW-10S	480-192288-13	68	56	80	98	122 S1+	81
MW-10I	480-192288-14	77	63	88	112	93	99
MW-10D	480-192288-15	73	58	87	101	87	97
MW-09S	480-192288-16	76	62	89	102	91	90
	MB 480-604894/1-A	80	61	92	104	91	108
	MB 480-605787/1-A	75	56	89	108	79	113
	LCS 480-604894/2-A	79	61	94	102	110	99
	LCS 480-605787/2-A	74	56	93	107	122 S1+	103
MW-B3D MS	480-192288-5 MS	23 S1-	15 S1-	90	91	35 S1-	66
MW-B3D MSD	480-192288-5 MSD	25 S1-	17 S1-	98	96	44	74

QC LIMITS

2FP = 2-Fluorophenol	35-120
PHL = Phenol-d5	22-120
NBZ = Nitrobenzene-d5	46-120
FBP = 2-Fluorobiphenyl	48-120
TBP = 2,4,6-Tribromophenol	41-120
TPHd14 = p-Terphenyl-d14	60-148

Column to be used to flag recovery values

FORM II 8270D

FORM V
GC/MS SEMI VOA INSTRUMENT PERFORMANCE CHECK
DECAFLUOROTRIPHENYLPHOSPHINE (DFTPP)

Lab Name: Eurofins TestAmerica, Buffalo Job No.: 480-192288-1
 SDG No.: _____
 Lab File ID: Y02826836.D DFTPP Injection Date: 11/18/2021
 Instrument ID: HP5973Y DFTPP Injection Time: 01:27
 Analysis Batch No.: 605352

M/E	ION ABUNDANCE CRITERIA	% RELATIVE ABUNDANCE
51	10-80% of Base Peak	25.6
68	Less than 2% of mass 69	0.0 (0.0) 1
69	Mass 69 Relative abundance	32.0
70	Less than 2% of mass 69	0.0 (0.1) 1
127	10-80% of Base Peak	44.9
197	Less than 2% of mass 198	0.0
198	Base peak	100.0
199	5-9% of mass 198	7.1
275	10-60% of Base Peak	34.2
365	Greater than 1% of mass 198	5.1
441	present but less than 24% of mass 442	11.0 (5.9) 2
442	Greater than 50% of mass 198	185.6
443	15-24% of mass 442	37.1 (20.0) 2

1-Value is % mass 69

2-Value is % mass 442

THIS CHECK APPLIES TO THE FOLLOWING SAMPLES, MS, MSD, BLANKS AND STANDARDS:

CLIENT SAMPLE ID	LAB SAMPLE ID	LAB FILE ID	DATE ANALYZED	TIME ANALYZED
	CCVIS 480-605352/3	Y02826837.D	11/18/2021	1:54
MW-B1S	480-192288-9	Y02826839.D	11/18/2021	2:48
MW-B1D	480-192288-10	Y02826840.D	11/18/2021	3:15
MW-07S	480-192288-11	Y02826841.D	11/18/2021	3:43
MW-07I	480-192288-12	Y02826842.D	11/18/2021	4:10
MW-10S	480-192288-13	Y02826843.D	11/18/2021	4:37
MW-10I	480-192288-14	Y02826844.D	11/18/2021	5:04
MW-10D	480-192288-15	Y02826845.D	11/18/2021	5:31
MW-09S	480-192288-16	Y02826846.D	11/18/2021	5:59

FORM VII
GC/MS SEMI VOA CONTINUING CALIBRATION DATA

Lab Name: Eurofins TestAmerica, Buffalo Job No.: 480-192288-1
 SDG No.: _____
 Lab Sample ID: CCVIS 480-605352/3 Calibration Date: 11/18/2021 01:54
 Instrument ID: HP5973Y Calib Start Date: 11/12/2021 11:23
 GC Column: RXI-5Sil MS ID: 0.25 (mm) Calib End Date: 11/12/2021 14:33
 Lab File ID: Y02826837.D Conc. Units: ug/L

ANALYTE	CURVE TYPE	AVE RRF	RRF	MIN RRF	CALC AMOUNT	SPIKE AMOUNT	%D	MAX %D
1,4-Dioxane	Ave	0.3680	0.3564	0.0100	3870	4000	-3.2	20.0
N-Nitrosodimethylamine	Ave	0.4387	0.4157	0.0100	3790	4000	-5.2	50.0
Pyridine	Ave	0.4722	0.4239	0.0100	7180	8000	-10.2	50.0
Benzaldehyde	Lin2		0.6853	0.0100	7850	8000	-1.9	50.0
Phenol	Ave	1.263	1.246	0.8000	3940	4000	-1.4	20.0
Aniline	Ave	1.545	1.485	0.0100	3850	4000	-3.9	20.0
Bis(2-chloroethyl)ether	Ave	0.8938	0.9209	0.7000	4120	4000	3.0	20.0
n-Decane	Ave	0.8272	0.7980	0.0100	3860	4000	-3.5	20.0
2-Chlorophenol	Ave	1.229	1.217	0.8000	3960	4000	-1.0	20.0
1,3-Dichlorobenzene	Ave	1.480	1.515	0.0100	4090	4000	2.3	20.0
1,4-Dichlorobenzene	Ave	1.497	1.509	0.0100	4030	4000	0.8	20.0
Benzyl alcohol	Lin2		0.6722	0.0100	3890	4000	-2.7	20.0
1,2-Dichlorobenzene	Ave	1.429	1.442	0.0100	4040	4000	1.0	20.0
2-Methylphenol	Ave	1.015	0.9946	0.7000	3920	4000	-2.0	20.0
bis (2-chloroisopropyl) ether	Ave	0.8598	0.7691	0.0100	3580	4000	-10.5	20.0
Indene	Ave	2.095	2.111	0.0100	20200	20000	0.8	20.0
4-Methylphenol	Ave	1.055	1.001	0.6000	3800	4000	-5.1	20.0
N-Nitrosodi-n-propylamine	Ave	0.5933	0.5625	0.5000	3790	4000	-5.2	20.0
Acetophenone	Ave	1.446	1.420	0.0100	3930	4000	-1.8	20.0
Hexachloroethane	Ave	0.5408	0.5294	0.3000	3920	4000	-2.1	20.0
Nitrobenzene	Ave	0.2821	0.2703	0.2000	3830	4000	-4.2	20.0
Isophorone	Lin2		0.4916	0.4000	3990	4000	-0.4	20.0
2-Nitrophenol	Lin2		0.1838	0.1000	3920	4000	-2.0	20.0
2,4-Dimethylphenol	Lin2		0.3175	0.2000	4190	4000	4.8	20.0
Bis(2-chloroethoxy)methane	Ave	0.2926	0.2930*	0.3000	4010	4000	0.1	20.0
Benzoic acid	Lin2		0.1246	0.0100	14300	20000	-28.5	50.0
2,4-Dichlorophenol	Ave	0.2976	0.3057	0.2000	4110	4000	2.7	20.0
1,2,4-Trichlorobenzene	Ave	0.3369	0.3373	0.0100	4010	4000	0.1	20.0
Naphthalene	Lin2		0.9931	0.7000	3970	4000	-0.8	20.0
4-Chloroaniline	Ave	0.3582	0.3644	0.0100	4070	4000	1.7	20.0
2,6-Dichlorophenol	Ave	0.3006	0.2936	0.0100	3910	4000	-2.3	20.0
Hexachlorobutadiene	Ave	0.2325	0.2409	0.0100	4140	4000	3.6	20.0
Caprolactam	Lin2		0.0802	0.0100	7260	8000	-9.2	50.0
4-Chloro-3-methylphenol	Ave	0.2543	0.2496	0.2000	3930	4000	-1.8	20.0
2-Methylnaphthalene	Ave	0.7072	0.6763	0.4000	3820	4000	-4.4	20.0
1-Methylnaphthalene	Ave	0.6464	0.6372	0.0100	3940	4000	-1.4	20.0
Hexachlorocyclopentadiene	Lin2		0.2836	0.0500	2650	4000	-33.8*	20.0
1,2,4,5-Tetrachlorobenzene	Ave	0.6488	0.6674	0.0100	4110	4000	2.9	20.0
2,4,6-Trichlorophenol	Lin2		0.3899	0.2000	3900	4000	-2.4	20.0
2,4,5-Trichlorophenol	Lin2		0.4030	0.2000	4030	4000	0.8	20.0

FORM VII
GC/MS SEMI VOA CONTINUING CALIBRATION DATA

Lab Name: Eurofins TestAmerica, Buffalo Job No.: 480-192288-1
 SDG No.: _____
 Lab Sample ID: CCVIS 480-605352/3 Calibration Date: 11/18/2021 01:54
 Instrument ID: HP5973Y Calib Start Date: 11/12/2021 11:23
 GC Column: RXI-5Sil MS ID: 0.25 (mm) Calib End Date: 11/12/2021 14:33
 Lab File ID: Y02826837.D Conc. Units: ug/L

ANALYTE	CURVE TYPE	AVE RRF	RRF	MIN RRF	CALC AMOUNT	SPIKE AMOUNT	%D	MAX %D
Biphenyl	Ave	1.422	1.438	0.0100	4050	4000	1.2	20.0
2-Chloronaphthalene	Ave	1.074	1.137	0.8000	4230	4000	5.8	20.0
2-Nitroaniline	Lin2		0.2236	0.0100	3870	4000	-3.1	20.0
Dimethyl phthalate	Ave	1.192	1.271	0.0100	4270	4000	6.7	20.0
1,3-Dinitrobenzene	Lin2		0.1150	0.0100	3970	4000	-0.7	20.0
2,6-Dinitrotoluene	Lin2		0.3031	0.2000	4240	4000	6.0	20.0
Acenaphthylene	Ave	1.758	1.757	0.9000	4000	4000	-0.0	20.0
3-Nitroaniline	Lin2		0.2924	0.0100	4040	4000	0.9	20.0
2,4-Dinitrophenol	Lin2		0.0789	0.0100	4320	8000	-46.0*	20.0
Acenaphthene	Ave	1.170	1.171	0.9000	4000	4000	0.0	20.0
4-Nitrophenol	Lin2		0.1296	0.0100	7230	8000	-9.7	20.0
2,4-Dinitrotoluene	Lin2		0.4055	0.2000	4190	4000	4.8	20.0
Dibenzofuran	Ave	1.611	1.603	0.8000	3980	4000	-0.5	20.0
2,3,4,6-Tetrachlorophenol	Lin2		0.2996	0.0100	3560	4000	-10.9	20.0
Hexadecane	Ave	0.4655	0.4453	0.0100	3830	4000	-4.3	20.0
Diethyl phthalate	Ave	1.207	1.273	0.0100	4220	4000	5.4	20.0
4-Chlorophenyl phenyl ether	Ave	0.6675	0.6973	0.4000	4180	4000	4.5	20.0
4-Nitroaniline	Lin2		0.2990	0.0100	3920	4000	-2.1	20.0
Fluorene	Ave	1.261	1.293	0.9000	4100	4000	2.6	20.0
4,6-Dinitro-2-methylphenol	Lin2		0.0966	0.0100	6480	8000	-19.0	20.0
Diphenylamine	Ave	0.5874	0.5894	0.0100	3430	3420	0.3	20.0
N-Nitrosodiphenylamine	Ave	0.5022	0.5039	0.0100	4010	4000	0.3	20.0
1,2-Diphenylhydrazine	Ave	0.5065	0.4722	0.0100	3730	4000	-6.8	20.0
trans-Azobenzene	Ave	0.5065	0.4722	0.0100	3730	4000	-6.8	20.0
4-Bromophenyl phenyl ether	Ave	0.2539	0.2570	0.1000	4050	4000	1.2	20.0
Hexachlorobenzene	Ave	0.3169	0.3285	0.1000	4150	4000	3.7	20.0
Atrazine	Ave	0.3758	0.3764	0.0100	8010	8000	0.2	20.0
n-Octadecane	Ave	0.2663	0.2462	0.0100	3700	4000	-7.6	20.0
Pentachlorophenol	Lin2		0.0742	0.0500	4450	8000	-44.3*	20.0
Phenanthrene	Ave	1.041	1.032	0.7000	3960	4000	-0.9	20.0
Anthracene	Ave	1.031	1.045	0.7000	4060	4000	1.4	20.0
Carbazole	Ave	0.8834	0.8673	0.0100	3930	4000	-1.8	20.0
Di-n-butyl phthalate	Ave	1.128	1.168	0.0100	4140	4000	3.5	20.0
Fluoranthene	Ave	1.157	1.188	0.6000	4110	4000	2.7	20.0
Benzidine	Ave	0.5912	0.5596	0.0100	7570	8000	-5.4	50.0
Pyrene	Ave	1.209	1.151	0.6000	3810	4000	-4.8	20.0
Butyl benzyl phthalate	Ave	0.5048	0.5221	0.0100	4140	4000	3.4	20.0
Bis(2-ethylhexyl) phthalate	Ave	0.7195	0.7394	0.0100	4110	4000	2.8	20.0
3,3'-Dichlorobenzidine	Ave	0.4935	0.5249	0.0100	8510	8000	6.3	50.0
Benzo(a)anthracene	Ave	1.210	1.214	0.8000	4010	4000	0.3	20.0
Chrysene	Ave	1.152	1.162	0.7000	4030	4000	0.9	20.0

FORM I
GC/MS SEMI VOA ORGANICS ANALYSIS DATA SHEET
TENTATIVELY IDENTIFIED COMPOUNDS

Lab Name: Eurofins TestAmerica, Buffalo Job No.: 480-192288-1
 SDG No.: _____
 Client Sample ID: _____ Lab Sample ID: MB 480-604894/1-A
 Matrix: Water Lab File ID: Y02826819.D
 Analysis Method: 8270D Date Collected: _____
 Extract. Method: 3510C Date Extracted: 11/15/2021 07:03
 Sample wt/vol: 250 (mL) Date Analyzed: 11/17/2021 17:45
 Con. Extract Vol.: 1 (mL) Dilution Factor: 1
 Injection Volume: 2 (uL) Level: (low/med) Low
 % Moisture: _____ GPC Cleanup: (Y/N) N
 Analysis Batch No.: 605348 Units: ug/L
 Number TICs Found: 12 TIC Result Total: 522.38

CAS NO.	COMPOUND NAME	RT	RESULT	Q	MATCH QUALITY
	Unknown	2.95	22.5	T J	
	Unknown	3.26	4.54	T J	
	Unknown	3.39	460	T J	
	Unknown	4.42	3.36	T J	
79-00-5	Ethane, 1,1,2-trichloro-	4.57	1.89	T J N	98%
	Unknown	5.18	13.4	T J	
	Unknown	6.23	3.52	T J	
	Column Bleed	7.18	3.84	T J	
	Column Bleed	8.06	1.89	T J	
	Unknown	11.45	3.26	T J	
	Unknown	12.03	1.77	T J	
	Unknown	12.45	2.41	T J	

APPENDIX E

MONITORING WELL INSPECTION FORMS

**KERRY CHEMICAL COMPANY SITE
NYSDEC SITE NO. 4-13-001**

WELL INSPECTION LOG SHEET

Well ID:	MW-B1S	Time:	1210
Date:	11/9/21	Inspector:	Robert Murphy
Weather:	Partly Cloudy	Signature:	<i>Robert J. Murphy</i>
Temperature:	~60° F	Company:	AECOM
Season (circle one): Winter Spring Summer <u> Fall </u>			

Area	Item Inspected	Comments (attach additional sheet if needed)	Additional Maintenance Needed?	Inspector's Initials
Well Exterior	Casing and collar	Good	No	RM
	Well label	OK	No	RM
	Lock and Cover	Good	No	RM
	Weep hole	None	--	RM
	Vegetation	Minor	No	RM
	Tampering	None observed	No	RM
	Other	--	--	RM
Well Interior	Well cap	OK	No	RM
	Well riser	OK	No	RM
	Annular space	OK	No	RM
	Sediment accumulation	Minor	No	RM
	Other	--	--	RM

**KERRY CHEMICAL COMPANY SITE
NYSDEC SITE NO. 4-13-001**

WELL INSPECTION LOG SHEET

Well ID:	MW-B1D	Time:	1300
Date:	11/9/21	Inspector:	Robert Murphy
Weather:	Partly Cloudy	Signature:	<i>Robert J. Murphy</i>
Temperature:	~60° F	Company:	AECOM
Season (circle one): Winter Spring Summer <u> Fall </u>			

Area	Item Inspected	Comments (attach additional sheet if needed)	Additional Maintenance Needed?	Inspector's Initials
Well Exterior	Casing and collar	Good	No	RM
	Well label	OK	No	RM
	Lock and Cover	Good	No	RM
	Weep hole	None	--	RM
	Vegetation	Minor	No	RM
	Tampering	None observed	No	RM
	Other	--	--	RM
Well Interior	Well cap	OK	No	RM
	Well riser	OK	No	RM
	Annular space	OK	No	RM
	Sediment accumulation	Minor	No	RM
	Other	--	--	RM

**KERRY CHEMICAL COMPANY SITE
NYSDEC SITE NO. 4-13-001**

WELL INSPECTION LOG SHEET

Well ID:	MW-B3S	Time:	1530
Date:	11/9/21	Inspector:	Robert Murphy
Weather:	Partly Cloudy	Signature:	<i>Robert J. Murphy</i>
Temperature:	~60° F	Company:	AECOM
Season (circle one): Winter Spring Summer <u> Fall </u>			

Area	Item Inspected	Comments (attach additional sheet if needed)	Additional Maintenance Needed?	Inspector's Initials
Well Exterior	Casing and collar	Good	No	RM
	Well label	OK	No	RM
	Lock and Cover	Good	No	RM
	Weep hole	None	--	RM
	Vegetation	None	No	RM
	Tampering	None observed	No	RM
	Other	--	--	RM
Well Interior	Well cap	OK	No	RM
	Well riser	OK	No	RM
	Annular space	OK	No	RM
	Sediment accumulation	None	No	RM
	Other	--	--	RM

**KERRY CHEMICAL COMPANY SITE
NYSDEC SITE NO. 4-13-001**

WELL INSPECTION LOG SHEET

Well ID:	MW-B3S	Time:	1615
Date:	11/9/21	Inspector:	Robert Murphy
Weather:	Partly Cloudy	Signature:	<i>Robert J. Murphy</i>
Temperature:	~60° F	Company:	AECOM
Season (circle one): Winter Spring Summer <u>Fall</u>			

Area	Item Inspected	Comments (attach additional sheet if needed)	Additional Maintenance Needed?	Inspector's Initials
Well Exterior	Casing and collar	Good	No	RM
	Well label	OK	No	RM
	Lock and Cover	Good	No	RM
	Weep hole	None	--	RM
	Vegetation	None	No	RM
	Tampering	None observed	No	RM
	Other	--	--	RM
Well Interior	Well cap	OK	No	RM
	Well riser	OK	No	RM
	Annular space	OK	No	RM
	Sediment accumulation	None	No	RM
	Other	--	--	RM

**KERRY CHEMICAL COMPANY SITE
NYSDEC SITE NO. 4-13-001**

WELL INSPECTION LOG SHEET

Well ID:	MW-04S	Time:	1400
Date:	11/9/21	Inspector:	Robert Murphy
Weather:	Partly Cloudy	Signature:	<i>Robert J. Murphy</i>
Temperature:	~60° F	Company:	AECOM
Season (circle one): Winter Spring Summer <u> Fall </u>			

Area	Item Inspected	Comments (attach additional sheet if needed)	Additional Maintenance Needed?	Inspector's Initials
Well Exterior	Casing and collar	Good	No	RM
	Well label	OK	No	RM
	Lock and Cover	Good	No	RM
	Weep hole	None	--	RM
	Vegetation	None	No	RM
	Tampering	None observed	No	RM
	Other	--	--	RM
Well Interior	Well cap	OK	No	RM
	Well riser	OK	No	RM
	Annular space	OK	No	RM
	Sediment accumulation	None	No	RM
	Other	--	--	RM

**KERRY CHEMICAL COMPANY SITE
NYSDEC SITE NO. 4-13-001**

WELL INSPECTION LOG SHEET

Well ID:	MW-04I	Time:	1445
Date:	11/9/21	Inspector:	Robert Murphy
Weather:	Partly Cloudy	Signature:	<i>Robert J. Murphy</i>
Temperature:	~60° F	Company:	AECOM
Season (circle one): Winter Spring Summer <u> Fall </u>			

Area	Item Inspected	Comments (attach additional sheet if needed)	Additional Maintenance Needed?	Inspector's Initials
Well Exterior	Casing and collar	Good	No	RM
	Well label	OK	No	RM
	Lock and Cover	Good	No	RM
	Weep hole	None	--	RM
	Vegetation	None	No	RM
	Tampering	None observed	No	RM
	Other	--	--	RM
Well Interior	Well cap	OK	No	RM
	Well riser	OK	No	RM
	Annular space	OK	No	RM
	Sediment accumulation	None	No	RM
	Other	--	--	RM

**KERRY CHEMICAL COMPANY SITE
NYSDEC SITE NO. 4-13-001**

WELL INSPECTION LOG SHEET

Well ID:	MW-05S	Time:	0820
Date:	11/10/21	Inspector:	Robert Murphy
Weather:	Cloudy	Signature:	<i>Robert J. Murphy</i>
Temperature:	~50° F	Company:	AECOM
Season (circle one): Winter Spring Summer <u> Fall </u>			

Area	Item Inspected	Comments (attach additional sheet if needed)	Additional Maintenance Needed?	Inspector's Initials
Well Exterior	Casing and collar	Good	No	RM
	Well label	OK	No	RM
	Lock and Cover	Good	No	RM
	Weep hole	None	--	RM
	Vegetation	None	No	RM
	Tampering	None observed	No	RM
	Other	--	--	RM
Well Interior	Well cap	OK	No	RM
	Well riser	OK	No	RM
	Annular space	OK	No	RM
	Sediment accumulation	None	No	RM
	Other	--	--	RM

**KERRY CHEMICAL COMPANY SITE
NYSDEC SITE NO. 4-13-001**

WELL INSPECTION LOG SHEET

Well ID:	MW-05I	Time:	0850
Date:	11/10/21	Inspector:	Robert Murphy
Weather:	Cloudy	Signature:	<i>Robert J. Murphy</i>
Temperature:	~50° F	Company:	AECOM
Season (circle one): Winter Spring Summer <u> Fall </u>			

Area	Item Inspected	Comments (attach additional sheet if needed)	Additional Maintenance Needed?	Inspector's Initials
Well Exterior	Casing and collar	Good	No	RM
	Well label	OK	No	RM
	Lock and Cover	Good	No	RM
	Weep hole	None	--	RM
	Vegetation	None	No	RM
	Tampering	None observed	No	RM
	Other	--	--	RM
Well Interior	Well cap	OK	No	RM
	Well riser	OK	No	RM
	Annular space	OK	No	RM
	Sediment accumulation	None	No	RM
	Other	--	--	RM

**KERRY CHEMICAL COMPANY SITE
NYSDEC SITE NO. 4-13-001**

WELL INSPECTION LOG SHEET

Well ID:	MW-05D	Time:	0945
Date:	11/10/21	Inspector:	Robert Murphy
Weather:	Cloudy	Signature:	<i>Robert J. Murphy</i>
Temperature:	~50° F	Company:	AECOM
Season (circle one): Winter Spring Summer <u> Fall </u>			

Area	Item Inspected	Comments (attach additional sheet if needed)	Additional Maintenance Needed?	Inspector's Initials
Well Exterior	Casing and collar	Good	No	RM
	Well label	OK	No	RM
	Lock and Cover	Good	No	RM
	Weep hole	None	--	RM
	Vegetation	None	No	RM
	Tampering	None observed	No	RM
	Other	--	--	RM
Well Interior	Well cap	OK	No	RM
	Well riser	OK	No	RM
	Annular space	OK	No	RM
	Sediment accumulation	None	No	RM
	Other	--	--	RM

**KERRY CHEMICAL COMPANY SITE
NYSDEC SITE NO. 4-13-001**

WELL INSPECTION LOG SHEET

Well ID:	MW-07S	Time:	1130
Date:	11/10/21	Inspector:	Robert Murphy
Weather:	Cloudy	Signature:	<i>Robert J. Murphy</i>
Temperature:	~55° F	Company:	AECOM
Season (circle one): Winter Spring Summer <u> Fall </u>			

Area	Item Inspected	Comments (attach additional sheet if needed)	Additional Maintenance Needed?	Inspector's Initials
Well Exterior	Casing and collar	Good	No	RM
	Well label	OK	No	RM
	Lock and Cover	Good	No	RM
	Weep hole	None	--	RM
	Vegetation	None	No	RM
	Tampering	None observed	No	RM
	Other	--	--	RM
Well Interior	Well cap	OK	No	RM
	Well riser	OK	No	RM
	Annular space	OK	No	RM
	Sediment accumulation	None	No	RM
	Other	--	--	RM

**KERRY CHEMICAL COMPANY SITE
NYSDEC SITE NO. 4-13-001**

WELL INSPECTION LOG SHEET

Well ID:	MW-07I	Time:	1200
Date:	11/10/21	Inspector:	Robert Murphy
Weather:	Cloudy	Signature:	<i>Robert J. Murphy</i>
Temperature:	~55° F	Company:	AECOM
Season (circle one): Winter Spring Summer <u> Fall </u>			

Area	Item Inspected	Comments (attach additional sheet if needed)	Additional Maintenance Needed?	Inspector's Initials
Well Exterior	Casing and collar	Good	No	RM
	Well label	OK	No	RM
	Lock and Cover	Good	No	RM
	Weep hole	None	--	RM
	Vegetation	None	No	RM
	Tampering	None observed	No	RM
	Other	--	--	RM
Well Interior	Well cap	OK	No	RM
	Well riser	OK	No	RM
	Annular space	OK	No	RM
	Sediment accumulation	None	No	RM
	Other	--	--	RM

**KERRY CHEMICAL COMPANY SITE
NYSDEC SITE NO. 4-13-001**

WELL INSPECTION LOG SHEET

Well ID:	MW-09S	Time:	1530
Date:	11/10/21	Inspector:	Robert Murphy
Weather:	Cloudy	Signature:	<i>Robert J. Murphy</i>
Temperature:	~55° F	Company:	AECOM
Season (circle one): Winter Spring Summer <u> Fall </u>			

Area	Item Inspected	Comments (attach additional sheet if needed)	Additional Maintenance Needed?	Inspector's Initials
Well Exterior	Casing and collar	Good	No	RM
	Well label	OK	No	RM
	Lock and Cover	Good	No	RM
	Weep hole	None	--	RM
	Vegetation	None	No	RM
	Tampering	None observed	No	RM
	Other	--	--	RM
Well Interior	Well cap	OK	No	RM
	Well riser	OK	No	RM
	Annular space	OK	No	RM
	Sediment accumulation	None	No	RM
	Other	--	--	RM

**KERRY CHEMICAL COMPANY SITE
NYSDEC SITE NO. 4-13-001**

WELL INSPECTION LOG SHEET

Well ID:	MW-10S	Time:	1305
Date:	11/10/21	Inspector:	Robert Murphy
Weather:	Cloudy	Signature:	<i>Robert J. Murphy</i>
Temperature:	~55° F	Company:	AECOM
Season (circle one): Winter Spring Summer <u> Fall </u>			

Area	Item Inspected	Comments (attach additional sheet if needed)	Additional Maintenance Needed?	Inspector's Initials
Well Exterior	Casing and collar	Good	No	RM
	Well label	OK	No	RM
	Lock and Cover	Good	No	RM
	Weep hole	None	--	RM
	Vegetation	None	No	RM
	Tampering	None observed	No	RM
	Other	--	--	RM
Well Interior	Well cap	OK	No	RM
	Well riser	OK	No	RM
	Annular space	OK	No	RM
	Sediment accumulation	None	No	RM
	Other	--	--	RM

**KERRY CHEMICAL COMPANY SITE
NYSDEC SITE NO. 4-13-001**

WELL INSPECTION LOG SHEET

Well ID:	MW-10I	Time:	1400
Date:	11/10/21	Inspector:	Robert Murphy
Weather:	Cloudy	Signature:	<i>Robert J. Murphy</i>
Temperature:	~55° F	Company:	AECOM
Season (circle one): Winter Spring Summer <u> Fall </u>			

Area	Item Inspected	Comments (attach additional sheet if needed)	Additional Maintenance Needed?	Inspector's Initials
Well Exterior	Casing and collar	Good	No	RM
	Well label	OK	No	RM
	Lock and Cover	Good	No	RM
	Weep hole	None	--	RM
	Vegetation	None	No	RM
	Tampering	None observed	No	RM
	Other	--	--	RM
Well Interior	Well cap	OK	No	RM
	Well riser	OK	No	RM
	Annular space	OK	No	RM
	Sediment accumulation	None	No	RM
	Other	--	--	RM

**KERRY CHEMICAL COMPANY SITE
NYSDEC SITE NO. 4-13-001**

WELL INSPECTION LOG SHEET

Well ID:	MW-10D	Time:	1455
Date:	11/10/21	Inspector:	Robert Murphy
Weather:	Cloudy	Signature:	<i>Robert J. Murphy</i>
Temperature:	~55° F	Company:	AECOM
Season (circle one): Winter Spring Summer <u> Fall </u>			

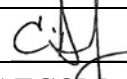
Area	Item Inspected	Comments (attach additional sheet if needed)	Additional Maintenance Needed?	Inspector's Initials
Well Exterior	Casing and collar	Good	No	RM
	Well label	OK	No	RM
	Lock and Cover	Good	No	RM
	Weep hole	None	--	RM
	Vegetation	None	No	RM
	Tampering	None observed	No	RM
	Other	--	--	RM
Well Interior	Well cap	OK	No	RM
	Well riser	OK	No	RM
	Annular space	OK	No	RM
	Sediment accumulation	None	No	RM
	Other	--	--	RM

APPENDIX F

SITE INSPECTION FORM

**KERRY CHEMICAL COMPANY SITE
NYSDEC SITE NO. 4-13-001**

SITE INSPECTION LOG SHEET

Date:	11/10/21	Inspector:	Chuck Dusel
Weather:	Sunny	Signature:	
Temperature:	55 °F	Company:	AECOM
Season (circle one):		Winter	Spring
		Summer	Fall

Area	Item Inspected	Comments (attach additional sheets if needed)	Additional Maintenance Needed?	Inspector's Initials
Access Road	Road surface	Gravel	Yes / No	CD
	Stream bank	Good	Yes / No	CD
	Drainage channel	Good	Yes / No	CD
	Culvert	Good	Yes / No	CD
Site Fence	Fabric	Top rail damaged by falling trees and needs repair (two areas).	Yes / No	CD
	Gates	Good	Yes / No	CD
	Vehicle tracks	Minor	Yes / No	CD
	Shot gun shells or other trash present	None	Yes / No	CD
	Vandalism	None	Yes / No	CD
Vegetative Cover	Sparse, dead, stressed, or missing vegetation	In May 2021, dense saplings, Fall 2021- brush hog entire site	Yes / No	CD
	Erosion channels	minor	Yes / No	CD
	Erosion along sheet pile or rip-rap	none	Yes / No	CD
Monitoring Wells	See well inspection sheets		Yes / No	CD
Stream Bank Protection	Condition of toe	Good	Yes / No	CD
	Condition of ends of revetments	Good	Yes / No	CD
	Subsidence or slumping	None	Yes / No	CD
	Vegetation growing through rip-rap	Yes-including small trees/saplings	Yes / No	CD
Other	Brush Hog	Needs annually	Yes / No	CD

Attach Photolog